

DUKE

— 2019-20 BASKETBALL —



JADE WILLIAMS

MIELA GOODCHILD

KYRA LAMBERT

LEADONNA ODOM

HALEY GORECKI



2019-20 Duke Radio/Television Roster



0 - Jaida Patrick
G/F • FR • 5-10
West Haverstraw, N.Y.
(Saddle River Day)



2 - Haley Gorecki
G • GR • 6-0
Palatine, Ill.
(William Fremd H.S.)



3 - Miela Goodchild
G • SO • 5-10
Queensland, Australia
(Moreton Bay College)



4 - Jada Claude
G/F • FR • 6-0
Fayetteville, Ga.
(Whitewater)



5 - Leaonna Odom
F • SR • 6-2
Lompoc, Calif.
(Chaminade)



11 - Azana Baines
G • FR • 6-1
Blackwood, N.J.
(Gloucester Catholic)



12 - Mikayla Boykin
G • R-FR • 5-9
Clinton, N.C.
(Clinton)



13 - Uchenna Nwoke
C • SO • 6-6
Grand Prairie, Texas
(South Grand Prairie)



15 - Kyra Lambert
G • GR • 5-9
Cibolo, Texas
(Samuel Clemens)



22 - Jennifer Ezeh
F • FR • 6-3
Nibo, Anambra State, Nigeria
(New Hope Academy [Md.])



24 - Onome Akinbode-James
F/C • SO • 6-3
Abeokuta, Nigeria
(Blair Academy - Blairstown, N.J.)



25 - Jade Williams
F/C • JR • 6-5
The Colony, Texas
(The Colony)



30 - Emily Schubert
C • SR • 6-4
Elizabethton, Tenn.
(Elizabethton)



32 - Jayda Adams
G • JR • 6-0
Irvine, Calif.
(Mater Dei)



Joanne P. McCallie
Head Coach
13th Season at Duke



Sam Miller
Assistant Coach
5th Season at Duke



Jim Corrigan
Assistant Coach
3rd Season at Duke



Wanisha Smith
Assistant Coach
1st Season at Duke

Table of Contents

► Media Information	2-6	► Duke Tradition	65-84
Media Information	2	Honors/Awards	66-70
Duke Sports Information	2	Coaching Honors	70
2019-20 Schedule	3	Academic Honors	70-71
2019-20 Roster	4	Letterwinners	72-73
Squad Breakdown.....	5	All-Time Jersey Numbers.....	74
Duke Quick Facts.....	5	Year-by-Year Coaching Staffs	75
2020 ACC Tournament.....	6	Duke in the ACC Tournament & WNIT	76-77
		Duke in the NCAA Tournament	78-79
► Meet the Blue Devils	7-32	In-Season Tournament Results.....	80
Haley Gorecki	8-10	Duke in the Associated Press Rankings	81
Kyra Lambert	11-12	Duke in the USA Today Coaches Poll Rankings	82
Leonna Odom	13-15	Duke in the WNBA	83
Emily Schubert.....	16-17	International Hoops.....	84
Jayda Adams	18-19		
Jade Williams	20-21	► The Record Book	85-156
Miela Goodchild	22-23	Team Records.....	86-90
Onome Akinbode-James.....	24-25	Opponent Team Records	91-92
Uchenna Nwoke.....	26-27	Individual Records	93-100
Mikayla Boykin	28-29	Freshman Records	100-102
Azana Baines.....	30	Miscellaneous Achievements.....	103-04
Jada Claude.....	30	Cameron Indoor Stadium Records	105
Jennifer Ezech.....	31	Cameron Indoor Stadium Attendance and Year-by-Year	105
Jaida Patrick	31	Box Scores from Record-Breaking Games.....	106-109
2019-20 Player Survey	32	Duke's NCAA Tournament Records.....	110-112
		Duke's NCAA Tournament Box Scores	113-126
► The Staff	33-54	1,000-Point Scorers	127-131
Head Coach Joanne P. McCallie	34-38	Year-by-Year Leaders	132
Coach P Versus the Opponents.....	39-42	All-Time Player Statistics	133-150
Coach P Versus the Conferences	43	Year-by-Year Team/Player Statistics	151-155
Assistant Coach Sam Miller	44	Retired Jerseys	156
Assistant Coach Jim Corrigan.....	45		
Assistant Coach Wanisha Smith.....	46	► All-Time Results	158-182
The Support Staff	47-52	Year-by-Year Results	158-166
Vice President & Director of Athletics Kevin White	53	Duke Year-by-Year Record	167
Senior Administration	54	Duke Versus Ranked Opponents.....	168-169
		All-Time Series Results.....	170-179
► Season Review	55-64	100-Point Games	179
2018-19 Season Review.....	56-57	Series Results	180
Season Results and Statistics	58-59	Duke Versus the Conferences	181
Box Scores.....	60-64		

Women's Basketball Contact

Information about the 2019-20 Duke University women's basketball team will be coordinated by senior associate sports information director **Lindy Brown** along with sports information staff assistant **Jeff Friday**. All interview requests for student-athletes and coaches should be made to Lindy Brown at (919) 684-2664 or lindy.brown@duke.edu.

Twitter/Instagram

For the latest updates on Duke women's basketball make sure you follow "@DukeWBB" on Twitter. Just head to <http://twitter.com/DukeWBB> and sign up now for free. Fans can also follow head coach Joanne P. McCallie by following @CoachPDuke as well. On Duke's Twitter page, you will find behind-the-scenes information, pictures, chances to win free prizes and other information you won't find anywhere else.

Follow "DukeWBB" on Instagram as well for behind-the-scenes pictures and video.

Facebook

"Like" the Duke women's basketball fan page on Facebook. There you will find a schedule, results, photos, links to articles, videos and much more. "Like" it now as it is free so you don't miss the latest happenings with Duke women's basketball. If you do not have a Facebook account, just go to www.facebook.com and sign up today.

Credits

The 2019-20 Duke Women's Basketball Media Guide is a publication of the Duke Sports Information Office.

Editors: Lindy Brown (Senior Associate SID), Jeff Friday (Staff Assistant), Sam Klein (Student Assistant)

Editorial Contributors: Sullivan Bortner, Barry Uhrman, Rob Clough, Duke sports information students, Sarah Leggett

Photography: Reagan Lunn & Nat LeDonne, Duke Athletics

Printing: Telepathic Graphics; Raleigh, N.C.

Media Information

The 2019-20 edition of the Duke University women's basketball guide has been published to provide pertinent information concerning Blue Devil basketball and to assist the media in its continuing coverage of Duke women's basketball.

Services

The Duke Sports Information staff will provide programs, pregame notes and statistics, halftime and final box scores, game play-by-play, postgame notes and postgame quotes to all credentialed media. Statistics will be distributed at halftime and following the game. Phones will be available for the working press located in the media room located in Cameron Indoor Stadium. The fax number is (919) 684-2489. Wireless access will be available with the username and password posted in the media room.

Email

The Duke sports information office has the capability to send out releases via email. If you would like to receive Duke women's basketball information through this channel, please call or email senior associate sports information director Lindy Brown at (919) 684-2664 or lindy.brown@duke.edu.

Coach P & Player Interviews

Duke head coach Joanne P. McCallie is generally available following practice. Player interviews during the week must be arranged through the sports information office by calling Lindy Brown at (919) 684-2664 or via email (lindy.brown@duke.edu). Phone interviews with out-of-town media can also be arranged. All interview requests should be made at least one day in advance and the best time for interviews is generally before or after practice.

Ticket Information

Tickets to Duke women's basketball games can be purchased through the Duke Ticket Office by calling (919) 681-2583 or (877) 375-3853. Tickets can also be purchased online at www.GoDuke.com.

Credentials

All media and photographers attending Duke basketball home games must wear proper media credentials. Requests for credentials should be made in advance by mail, email or fax on company stationery and directed to senior associate sports information director Lindy Brown. Duke reserves the right to refuse any credential request deemed not to be in the best interest of the university.

Facilities

All home Blue Devil basketball games are played at Cameron Indoor Stadium, located at the end of Whitford Drive across from Wallace Wade Stadium. Cameron Indoor Stadium can also be reached from Towerview Road.

Parking

Parking for the media is available for home contests free in the Science Drive/751 parking garage (3100 Cameron Blvd.). No parking pass is needed.

Media Accommodations

During the game, media will be seated at tables located on the floor level on the west side of Cameron Indoor Stadium. Media guides, notes and statistics, as well as work areas, are located in the Bill Brill Media Room on the north side of Cameron. The room will be open prior to the game, at halftime and after the game for postgame interviews.

Working Media Filing Space

Print and electronic media planning to file postgame reports will work in the media room in Cameron Indoor Stadium. Space is limited and is on a first-come, first-serve basis. Wireless internet service is also available in Cameron Indoor Stadium. The username and password will be posted in the press room for each contest.

Radio Information

The radio broadcast booths are located on the south side of the stadium at the top of section four. The following will be provided for all visiting team, national and student radio broadcasts -- primary and back-up ISDN line, primary and back-up POTS line, primary and back-up VoIP, two data jacks with high speed internet service and access to game day WIFI. Additionally, the following patch cables are in place from the radio positions -- XLR pair and Dry Pair to visiting locker room (visiting radio only), XLR pair and dry pair to media room for post game press conferences, program input to send visiting, national or student radio broadcast to house, Blue Devil Network or TV trucks, EFX feed from TV Trucks when applicable, band mic feed (mono), crowd mic feed (mono), left basket feed (mono) and right basket feed (mono).

Post-Game Policies

Duke head coach Joanne P. McCallie and selected players will participate in a postgame press conference in Cameron Indoor Stadium's media room immediately after all games. Opposing head coaches and players will also be available for postgame interviews in the same room. Towards the end of the game a representative of the Duke Sports Information Office will poll the media to find out whom they would like to interview after the contest.

Sports Information

The Duke Sports Information Office is located in room 281 in the Scott Family Athletics Performance Center. The phone number, fax number and mailing address are as follows: Duke University Sports Information; 281 Scott Family Athletics Performance Center; Box 90557, Durham, N.C. 27708; Phone: (919) 684-2633; Fax: (919) 684-2489.

Duke Radio Network

The Duke Sports Network provides coverage for the Blue Devils during the season on WDNC-AM 620 in Durham, N.C. Chris Edwards enters his fourth year as the voice of the Blue Devils. The network is operated by Blue Devil Sports Marketing.

www.theACC.com

Keep up with ACC women's basketball through the conference's web site www.theACC.com. League standings, statistics and releases are posted on the site, which also includes links to all other ACC schools.

Justin Wilson, Director of Communications

ACC Media Relations Office
 (336) 851-6062 (office)
 (336) 854-8797 (fax)
jwilson@theacc.org

GoDuke.com/Blue Devil Network

For unparalleled coverage of Blue Devil women's basketball and the entire intercollegiate athletics department at Duke, go online to GoDuke.com. The official site of Duke athletics features the latest technological advances, plus in-depth coverage of Duke players, coaches and staff.

Duke fans will also get the latest media notes, player biographies, statistics and happenings of the Duke women's basketball program. In addition, audio, video, press conferences and blogs can be accessed. Get inside Duke Basketball with GoDuke.com.

One of the first ".com" websites for college athletics in the country, GoDuke.com has consistently led the way and been ranked one of the top websites in the country over the past several years.

2019-20 Duke University Women's Basketball Schedule

Date	Day	Opponent	Location	Time	TV
OCT. 20	(SUN)	BLUE/WHITE SCRIMMAGE	DURHAM, N.C.	2:00 P.M.	
NOV. 3	(SUN)	ALASKA ANCHORAGE (EXH)	DURHAM, N.C.	2:00 P.M.	
NOV. 5	(TUE)	HIGH POINT	DURHAM, N.C.	7:00 P.M.	ACCNX
Nov. 10	(Sun)	at Texas A&M	College Station, Tex.	4:00 p.m.	SECN+
Nov. 14	(Thur)	at UNLV	Las Vegas, Nev.	8:30 p.m.	MWN
NOV. 17	(SUN)	NORTHWESTERN	DURHAM, N.C.	3:00 P.M.	ACCN
NOV. 21	(THUR)	IDAHO STATE	DURHAM, N.C.	7:00 P.M.	ACCNX
NOV. 24	(SUN)	TROY	DURHAM, N.C.	2:00 P.M.	ACCNX
NOV. 27	(WED)	DAVIDSON	DURHAM, N.C.	7:00 P.M.	ACCNX
NOV. 29	(FRI)	PENN	DURHAM, N.C.	1:00 P.M.	ACCNX

Big Ten/ACC Challenge					
Dec. 4	(Wed)	at Nebraska	Lincoln, Neb.	7:00 p.m.	Big Ten
DEC. 8	(SUN)	BOSTON COLLEGE*	DURHAM, N.C.	2:00 P.M.	ACCNX
Dec. 19	(Thur)	at South Carolina	Columbia, S.C.	7:00 p.m.	SECN
Dec. 29	(Sun)	at FGCU	Fort Myers, Fla.	2:00 p.m.	ESPN+
JAN. 2	(THUR)	WAKE FOREST*	DURHAM, N.C.	6:00 P.M.	ACCN
Jan. 5	(Sun)	at Louisville*	Louisville, Ky.	2:00 p.m.	ACCN
Jan. 9	(Thur)	at Virginia*	Charlottesville, Va.	6:00 p.m.	ACCN
JAN. 12	(SUN)	VIRGINIA TECH*	DURHAM, N.C.	3:00 P.M.	RSN
JAN. 16	(THUR)	NOTRE DAME*	DURHAM, N.C.	8:00 P.M.	ACCN
Jan. 19	(Sun)	at Clemson*	Clemson, S.C.	12:00 p.m.	ESPNU
Jan. 23	(Thur)	at Syracuse*	Syracuse, N.Y.	8:00 p.m.	ACCN
JAN. 26	(SUN)	GEORGIA TECH*	DURHAM, N.C.	2:00 P.M.	ACCNX
FEB. 2	(SUN)	NC STATE*	DURHAM, N.C.	2:00 P.M.	ACCNX
FEB. 6	(THUR)	NORTH CAROLINA*	DURHAM, N.C.	6:00 P.M.	ACCN
Feb. 9	(Sun)	at Miami*	Coral Gables, Fla.	2:00 p.m.	E2/ACCN Flex
Feb. 13	(Thur)	at Pittsburgh*	Pittsburgh, Pa.	6:00 p.m.	ACCN
FEB. 16	(SUN)	FLORIDA STATE*	DURHAM, N.C.	1:00 P.M.	E2/ACCN FLEX
FEB. 20	(THUR)	VIRGINIA*	DURHAM, N.C.	7:00 P.M.	ACCNX
Feb. 24	(Mon)	at NC State*	Raleigh, N.C.	7:00 p.m.	ESPN2
Feb. 27	(Thur)	at Virginia Tech*	Blacksburg, Va.	7:00 p.m.	ACCNX
March 1	(Sun)	at North Carolina*	Chapel Hill, N.C.	2:00 p.m.	E2/ACCN Flex
March 4-8	(Wed-Sun)	ACC Tournament	Greensboro, N.C.	TBA	TBA
March 20-23	(Fri-Mon)	NCAA First & Second Rounds	Host Sites	TBA	TBA
March 27-30	(Fri-Mon)	NCAA Regionals	Dallas, Fort Wayne, Greenville, Portland	TBA	TBA
April 3	(Fri)	NCAA Final Four	New Orleans, La.	TBA	TBA
April 5	(Sun)	NCAA Championship	New Orleans, La.	TBA	TBA

* ACC Contest All game times are EST BOLD/CAPS Home Games ACCNX - ACC Network Extra
MWN- Mountain West Network E2/ACCN FLEX - Option for either ESPN2 or ACC Network

RSN - The ACC's Regional Sports Networks for the 2019-20 season is comprised of FOX Sports South, FOX Sports Florida, FOX Sports Sun, FOX Sports Midwest and FOX Sports Indiana. All games will also be available via the FOX Sports Go and WatchESPN apps but are subject to blackout.

2019-20 Blue Devil Roster

NUMERICAL

No.	Name	Ht.	Yr.	Pos.	Exp.	Hometown (High School/Last School)
0	Jaida Patrick	5-10	Fr.	G/F	HS	West Haverstraw, N.Y. (Saddle River Day)
2	Haley Gorecki	6-0	Gr.	G	4V	Palatine, Ill. (William Fremd)
3	Miela Goodchild	5-10	So.	G	1V	Brisbane, Queensland, Australia (Moreton Bay College)
4	Jada Claude	6-0	Fr.	G/F	HS	Fayetteville, Ga. (Whitewater High School)
5	Leonna Odom	6-2	Sr.	F	3V	Lompoc, Calif. (Chaminade)
11	Azana Baines	6-1	Fr.	G	HS	Blackwood, N.J. (Gloucester Catholic H.S.)
12	Mikayla Boykin	5-9	R-Fr.	G	2V	Clinton, N.C. (Clinton)
13	Uchenna Nwoke	6-6	So.	C	1V	Grand Prairie, Texas (South Grand Prairie)
15	Kyra Lambert	5-9	Gr.	G	4V	Cibolo, Texas (Samuel Clemens)
22	Jennifer Ezeh	6-3	Fr.	F	HS	Nibo, Anambra State, Nigeria (New Hope Academy in Landover Hills, Md.)
24	Onome Akinbode-James	6-3	So.	F/C	1V	Abeokuta, Nigeria (Blair Academy - Blairstown, N.J.)
25	Jade Williams	6-5	Jr.	F/C	2V	The Colony, Texas (The Colony)
30	Emily Schubert	6-4	Sr.	C	3V	Elizabethton, Tenn. (Elizabethton)
32	Jayda Adams	6-0	Jr.	G	2V	Irvine, Calif. (Mater Dei)

ALPHABETICAL

No.	Name	Ht.	Yr.	Pos.	Exp.	Hometown (High School/Last School)
32	Jayda Adams	6-0	Jr.	G	2V	Irvine, Calif. (Mater Dei)
24	Onome Akinbode-James	6-3	So.	F/C	1V	Abeokuta, Nigeria (Blair Academy - Blairstown, N.J.)
11	Azana Baines	6-1	Fr.	G	HS	Blackwood, N.J. (Gloucester Catholic H.S.)
12	Mikayla Boykin	5-9	R-Fr.	G	2V	Clinton, N.C. (Clinton)
4	Jada Claude	6-0	Fr.	G/F	HS	Fayetteville, Ga. (Whitewater High School)
22	Jennifer Ezeh	6-3	Fr.	F	HS	Nibo, Anambra State, Nigeria (New Hope Academy in Landover Hills, Md.)
3	Miela Goodchild	5-10	So.	G	1V	Brisbane, Queensland, Australia (Moreton Bay College)
2	Haley Gorecki	6-0	Gr.	G	4V	Palatine, Ill. (William Fremd)
15	Kyra Lambert	5-9	Gr.	G	4V	Cibolo, Texas (Samuel Clemens)
13	Uchenna Nwoke	6-6	So.	C	1V	Grand Prairie, Texas (South Grand Prairie)
5	Leonna Odom	6-2	Sr.	F	3V	Lompoc, Calif. (Chaminade)
0	Jaida Patrick	5-10	Fr.	G/F	HS	West Haverstraw, N.Y. (Saddle River Day)
30	Emily Schubert	6-4	Sr.	C	3V	Elizabethton, Tenn. (Elizabethton)
25	Jade Williams	6-5	Jr.	F/C	2V	The Colony, Texas (The Colony)

Head Coach: Joanne P. McCallie (Northwestern, '87)

Assistant Coaches: Sam Miller (Adrian College, '10), Jim Corrigan (Duke, '80), Wanisha Smith (Duke, '08)

Special Assistant: Keturah Jackson (Duke, '10)

Director of Basketball Operations: Kate Senger (Michigan State, '04)

Content Development Specialist: Selena Castillo (Emory, '14)

Assistant Athletic Trainer: Cat Lass (Springfield College, '11)

Assistant Sport Performance Coach: Ashleigh Beaver (Armstrong State University, '09)

Executive Administrative Assistant to the Head Coach: Bobby Sorrell

Senior Associate Sports Information Director: Lindy Brown (Western Carolina, '96)

Pronunciation Guide

Haley Gorecki

Gore - wreck - e

Onome Akinbode-James

Uh - nuh - meh Ah - ken - bodé

Jennifer Ezeh

Ae - zey

Joanne P. McCallie

mc - CAW - lee

Uchenna Nwoke

You - Chen - Nuh Woah - kay

Azana Baines

Ah - za - nah

Leonna Odom

Lee - AH - na

Miela Goodchild

Mee - la

By Position

Centers	Uchenna Nwoke
.....	Emily Schubert
Centers/Forwards	Onome Akinbode-James
.....	Jade Williams
Guards/Forwards	Jada Claude
.....	Jaida Patrick
Forwards.....	Leaonna Odom
.....	Jennifer Ezeh
Guards.....	Jayda Adams
.....	Mikayla Boykin
.....	Miela Goodchild
.....	Haley Gorecki
.....	Kyra Lambert
.....	Azana Baines

By Class

Freshmen	5
Sophomores	3
Juniors	2
Seniors	2
Graduates.....	2

By State/Country

Texas	3
California	2
Nigeria	2
Australia.....	1
Georgia.....	1
Illinois.....	1
New Jersey.....	1
New York	1
North Carolina	1
Tennessee	1

By Height

6-6	1
6-5	1
6-4	1
6-3	2
6-2	1
6-1	1
6-0	3
5-10	2
5-9	2

By Major

Degree in Cultural Anthropology and Environmental Science in 2019; Enrolled in MMS Program at Duke Fuqua School of Business in 2019-20	Kyra Lambert
Degree in Psychology in 2019; Enrolled in Continuing Studies Program in 2019-20.....	Haley Gorecki
Evolutionary Anthropology.....	Leaonna Odom
Economics	Emily Schubert
Psychology	Jayda Adams, Jade Williams
Sociology	Mikayla Boykin

Duke Quick Facts

General Information

Location	Durham, N.C.
Founded	1838, Trinity College
Enrollment	6,994
Nickname.....	Blue Devils
Colors	Duke Blue & White
Arena Name	Cameron Indoor Stadium
Capacity.....	9,314
Affiliation	NCAA Division I
Conference	Atlantic Coast
President	Vincent Price
Vice President & Director of Athletics	Kevin White
Assoc. Director of Athletics/SWA.....	Jacki Silar
Athletic Dept. Phone.....	(919) 684-2120
Ticket Office Phone	(919) 681-BLUE
Press Row Phone.....	(919) 684-6186

History

First Year of Basketball.....	1975-76
All-Time Record	922-410 (.692) - 43 Years
ACC Record	386-220 (.637)
ACC Tournament Record	48-34 (.585)
Postseason Record	58-27 (.686)
NCAA Appearances/Last	24/2018
Last Postseason Opponent	Connecticut
Result	Lost to Connecticut, 59-72 - NCAA Sweet 16

Coaching Staff

Head Coach.....	Joanne P. McCallie
Alma Mater	Northwestern, '87
Record at Duke (Years)	312-95 (12)
ACC Record	138-48 (12)
Career Record (Years).....	628-243 (26)
Assistant Coaches.....	Sam Miller, Jim Corrigan, Wanisha Smith
Special Assistant	Keturah Jackson
Director of Basketball Operations.....	Kate Senger
Executive Administrative Assistant to the Head Coach	Bobby Sorrell
Content Development Specialist	Selena Castillo
Athletic Trainer.....	Cat Lass
Academic Coordinator	Heather Ryan
Strength & Conditioning Coordinator.....	Ashleigh Beaver
Physical Therapist & Assistant Athletic Trainer.....	Jordan Busse
Basketball Office Phone	(919) 613-7565

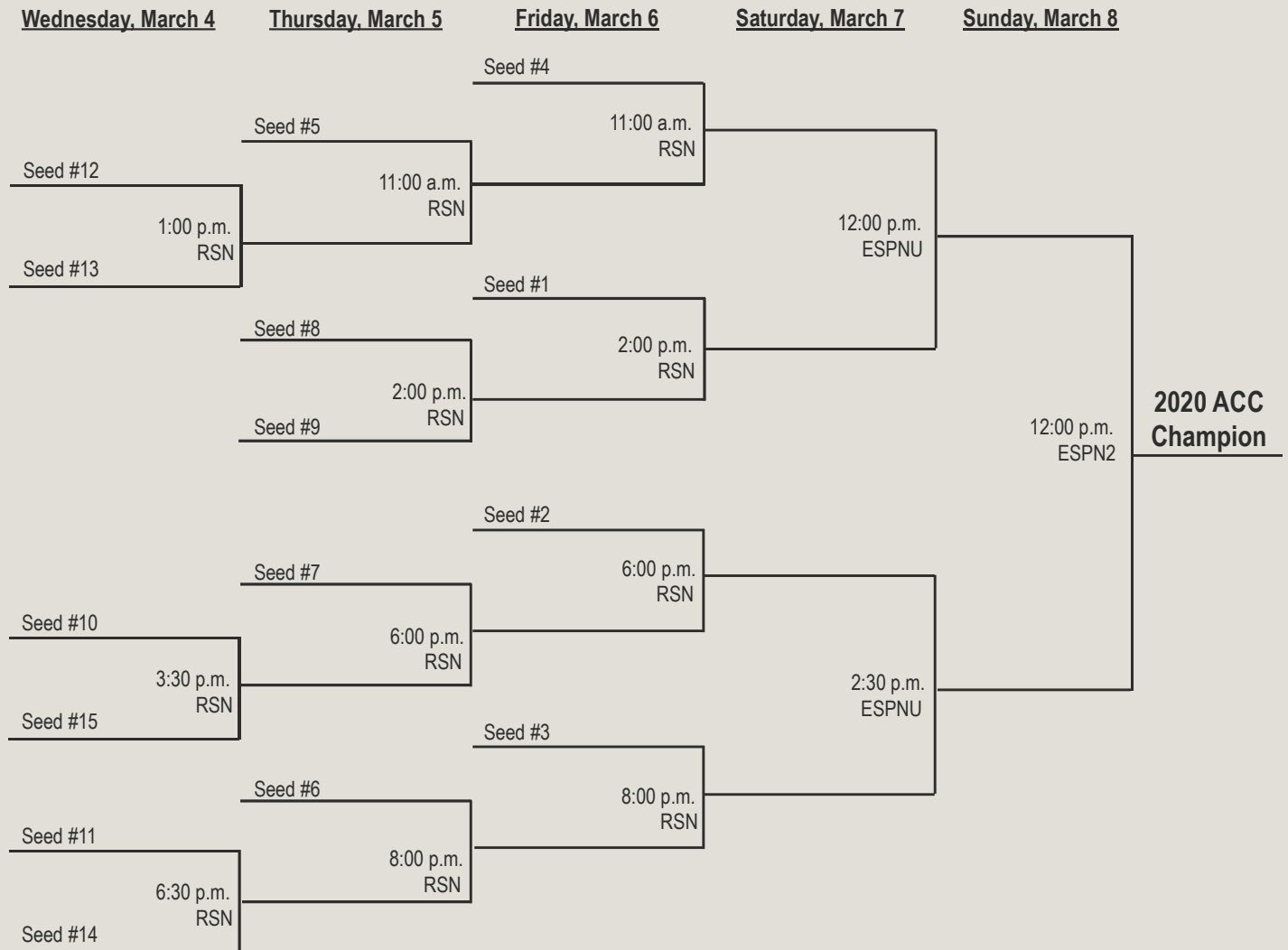
Team Information

2018-19 Record.....	15-15
2018-19 ACC Record (Finish)	6-10 (T10th)
Final Ranking.....	NR
Starters Returning/Lost.....	5/5
Letterwinners Returning/Lost.....	9/2

Sports Information

Director	Mike DeGeorge
Senior Associate SID (Women's Basketball)	Lindy Brown
Office/Cell Phone.....	(919) 684-2664/ (919) 599-9821
Office Fax	(919) 684-2489
Email Address.....	lindy.brown@duke.edu
Website.....	www.GoDuke.com
Twitter	@DukeWBB; @CoachPDuke
Facebook.....	http://www.facebook.com/DukeWBB
Instagram.....	dukewbb

Wednesday, March 4 - Sunday, March 8, 2020
Greensboro, N.C. ■ Greensboro Coliseum



ACC Tournament Building History

In the past 41 years of the ACC Women's Basketball Tournament, there have been nine different sites. The inaugural tournament was held in 1978 at University Hall on the campus of the University of Virginia in Charlottesville. The Tournament then moved to Reynolds Coliseum in Raleigh, N.C., in 1979, hosted by North Carolina State University. The University of Maryland's Cole Field House in College Park was the site of the 1980 Tournament, while Clemson University's Littlejohn Coliseum, was home to the 1981 event. It returned to Reynolds Coliseum in 1982.

The Conference Tournament remained in North Carolina from 1983 to 1991, hosted by Fayetteville's Cumberland County Memorial Arena. The Tournament then moved to Winthrop Coliseum in Rock Hill, S.C., for a four-year span (1992-96), until the 1997 Tournament moved to Independence Arena in Charlotte, N.C., which hosted the event for three years. For 16 consecutive years, the ACC Women's Basketball Tournament was held in the Greensboro Coliseum prior to moving to Conway, S.C., for the 2017 tournament. It returned to Greensboro in 2018.

RSN Includes

The ACC's Regional Sports Networks for the 2019-20 season is comprised of FOX Sports South, FOX Sports Florida, FOX Sports Sun, FOX Sports Midwest, FOX Sports Indiana. All games will also be available via the FOX Sports Go and WatchESPN apps but are subject to blackout.

Meet the Blue Devils

Haley Gorecki	8-10
Kyra Lambert	11-12
Leonna Odom	13-15
Emily Schubert	16-17
Jayda Adams	18-19
Jade Williams	20-21
Miela Goodchild	22-23
Onome Akinbode-James	24-25
Uchenna Nwoke	26-27
Mikayla Boykin	28-29
Azana Baines	30
Jada Claude	30
Jennifer Ezeh	31
Jaida Patrick	31



Haley Gorecki

6-0 ■ Graduate ■ G ■ #2

Palatine, Ill.

(William Fremd)

2020 Ann Meyers Drysdale Award & All-America Candidate

Captain in 2019-20 & 2018-19 ... turned in one of the best individual seasons in school history in 2018-19 ... combo guard who can play any of the guard spots ... will go off the bounce for the mid-range shot ... hits the three-pointer with ease ... will put the ball on the floor and get to the rack ... a very tough competitor ... injured midseason in both the 2015-16 and 2017-18 campaigns with hip injuries.

Career:

Became the third Blue Devil to register 500 points, 200 rebounds, 100 assists and 75 steals in a season as a redshirt junior in 2018-19 ... she joined only Alana Beard (2001-02, 2002-03) and Monique Currie (2004-05) ... became just the seventh player in ACC history to lead their team in scoring rebounding and assists -- Lakeia Stokes, Clemson (2003-04), Kisha Ford, Georgia Tech (1993-94), Shenise Johnson, Miami (2011-12), Laine Selwyn, Pitt (2001-02; 2002-03), Amy Privette, Wake Forest (1986-87) and Bernadette McGlade, UNC (1979-80) ... became just the seventh Blue Devil to total over 500 points, 200 rebounds and 100 assists in their first 50 collegiate games in 2018-19 (Alana Beard, Lexie Brown, Monique Currie, Rebecca Greenwell, Alexis Jones and Katie Meier) ... has notched nine career double-doubles.

Duke Record Book:

Became the first Blue Devil to lead their team in points (17.2), rebounds (7.1) and assists (3.9) as a junior in 2018-19 ... tied a record averaging 36.0 minutes a contest ... matched a Duke single-season record with 208 three-pointers attempted in 2018-19 ... averaged 6.93 three-pointers attempted per game and 15.6 shots per game, which were both school records.

2019 U.S. Pan American Games Team:

Invited to the trials but was not able to attend due to injury.

As a Redshirt Junior (2018-19):

One of four captains ... All-ACC First Team selection by the Blue Ribbon Panel ... All-ACC Second Team honoree by the ACC Coaches ... turned in one of the best all-around seasons in Duke history averaging 17.2 points, 7.1 rebounds, 3.9 assists and 2.6 steals ... started all 30 contests ... averaged 36.0 minutes per game, which ranked second in the ACC and tied a Duke single-season record ... was the only player in the ACC to rank in the top 17 in all four categories (points, rebounds, steals and assists) and one of three in power five conferences to rank in the top 17 in all four categories in her conference (Bridget Carleton of Iowa State, Sabrina Ionescu of Oregon) ... averaged 18.8 points, 6.1 rebounds, 3.3 assists and 3.0 steals against ranked opponents on the season ... averaged 18.8 points, 6.1 rebounds, 3.3 assists and 3.0 steals against ranked opponents ... ranked tied fourth in the ACC with 11 games with 20+ points ... blocked only one shot the first 18 games of the season, but over the final 11 games totaled nine swats, including two at Notre Dame ... in the ACC stats, ranked fifth in the ACC in scoring (17.2), tied for second in steals (2.6), 17th in rebounding (7.1), tied 10th in assists (3.9) and second in minutes played (36.0) ... only two other Duke players had ever averaged at least 17.0 points, 6.0 rebounds, 3.0 assists, and 2.0 steals for an entire season (Alana Beard, 2001-02; Monique Currie, 2004-05) ... averaged 6.93 three-pointers attempted per game and 15.6 shots per game, which were school records ... collected eight double-doubles on the season ... ranked 86th nationally in points per game (17.2), 29th in steals

(2.63) and 62nd in minutes (35.94) ... registered the eighth triple-double in Duke history with 16 points, 10 rebounds and 10 assists against Pitt on Feb. 3 ... had seven games with 24 or more points ... had at least one three-pointer in 26-of-30 contests ... was the only player in the ACC to rank in the top 17 in all four per game categories (points, rebounds, steals and assists) and one of four in power five conferences to rank in the top 17 in all four categories in her conference (Bridget Carleton of Iowa State, Sabrina Ionescu of Oregon, Aari McDonald of Arizona).

As a Redshirt Sophomore (2017-18):

Burst on the national scene as a redshirt sophomore, prior to getting injured ... moved into the starting lineup on Dec. 10 against Winthrop and posted a then career-high 20 points, as she hit 5-of-7 treys and 7-of-11 field goals ... went on to score double-digits in seven straight starts ... this included 20+ points in four of those seven games ... averaged 17.1 points, 5.5 rebounds, 4.0 assists and 1.8 steals over a span of 11 contests ... collected a career-high 29 points at North Carolina as she drained 7-of-15 three-pointers, grabbed nine rebounds and dished six assists ... added 28 points at Virginia Tech on 7-of-10 three-pointers and 9-of-14

Career Highs	
Points	29
at North Carolina (1-21-18)	
Rebounds	14
at Boston College (1-31-19)	
Assists	10
Pittsburgh (2-3-19)	
at Maine (11-15-18)	
Blocks	2
at Notre Dame (2-21-19)	
at Louisville (1-4-18)	
Steals	7
at Maine (11-15-18)	
Field Goals Made	10
Virginia Tech (2-14-19)	
Syracuse (1-27-19)	
at Louisville (1-4-18)	
Field Goals Attempted	22
at North Carolina (1-21-18)	
Field Goal Percentage	1.000 (4-4)
vs Texas State (11-28-15)	
Free Throws Made	9
at Boston College (1-31-19)	
Free Throw Percentage	1.000 (5-5)
Western Carolina (12-29-15)	
Three-Point Field Goals Made	7
at North Carolina (1-21-18)	
at Virginia Tech (1-18-18)	
Three-Point Field Goals Attempted	15
at North Carolina (1-21-18)	



Career Statistics

YEAR	G-GS	MIN-AVG	FG-FGA	PCT	3P-3PA	PCT	FT-FTA	PCT	REB	AVG	PF-FO	AST	TO	BS	ST	PTS	AVG
2015-16	14-1	227/16.2	20-72	.278	8-36	.222	15-17	.882	37	2.6	9-0	15	25	1	16	63	4.5
2016-17	Redshirted due to injury																
2017-18	23-13	575/25.0	85-201	.423	44-104	.423	38-53	.717	89	3.9	24-0	66	49	4	30	252	11.0
2018-19	30-30	1080/36.0	171-469	.365	58-208	.279	115-160	.719	213	7.1	52-1	116	108	10	79	515	17.2
Career	67-44	1882/28.1	276-742	.372	110-348	.316	168-230	.730	339	5.1	85-1	197	182	15	125	830	12.4

Career ACC Regular Season Statistics

YEAR	G-GS	MIN-AVG	FG-FGA	PCT	3P-3PA	PCT	FT-FTA	PCT	REB	AVG	PF-FO	AST	TO	BS	ST	PTS	AVG
2015-16	1-0	16/16.0	1-4	.250	0-3	.000	0-0	.000	3	3.0	1-0	0	4	0	1	2	2.0
2016-17	Redshirted due to injury																
2017-18	10-9	309/30.9	47-111	.423	27-59	.458	18-22	.818	45	4.5	14-0	39	28	2	27	208	13.9
2018-19	16-16	593/37.1	92-248	.371	33-107	.308	64-88	.727	121	7.6	30-0	69	70	8	39	281	17.6
Career	27-25	918/34.0	140-363	.386	60-169	.355	82-110	.745	169	6.3	35-0	108	102	10	67	491	18.2

Career ACC Tournament Statistics

YEAR	G-GS	MIN-AVG	FG-FGA	PCT	3P-3PA	PCT	FT-FTA	PCT	REB	AVG	PF-FO	AST	TO	BS	ST	PTS	AVG
2015-16	DNP - Injured																
2016-17	Redshirted due to injury																
2017-18	DNP - Injured																
2018-19	2-2	67/33.5	13-33	.394	4-14	.286	5-8	.625	12	6.0	1-0	9	5	1	6	35	17.5
Career	2-2	67/33.5	13-33	.394	4-14	.286	5-8	.625	12	6.0	1-0	9	5	1	6	35	17.5

Career NCAA Tournament Statistics

YEAR	G-GS	MIN-AVG	FG-FGA	PCT	3P-3PA	PCT	FT-FTA	PCT	REB	AVG	PF-FO	AST	TO	BS	ST	PTS	AVG
2015-16	DNP - Injured																
2016-17	Redshirted due to injury																
2017-18	DNP - Injured																
2018-19	N/A																

Career Statistics Versus Ranked Opponents

YEAR	G-GS	MIN-AVG	FG-FGA	PCT	3P-3PA	PCT	FT-FTA	PCT	REB	AVG	PF-FO	AST	TO	BS	ST	PTS	AVG
2015-16	3-0	32/10.7	2-9	.222	0-4	.000	2-2	1.000	6	2.0	0-0	2	4	0	2	6	2.0
2016-17	Redshirted due to injury																
2017-18	5-1	99/19.8	16-34	.471	8-19	.421	3-6	.500	17	3.4	6-0	15	13	2	1	43	8.6
2018-19	8-8	297/37.1	48-132	.364	16-53	.302	38-50	.760	49	6.1	16-0	26	27	2	24	150	18.8
Career	16-9	428/26.75	66-175	.377	24-76	.316	43-58	.741	72	4.5	22-0	43	44	4	27	299	18.7



Kyra Lambert
5-9 ■ Graduate ■ G ■ #15
Cibola, Texas
(Samuel Clemens)

Named a tri-captain in 2017-18, one of four captains in 2018-19 and one of three captains in 2019-20 ... is a bullet on the floor ... a pure point guard ... is very fast from foul line to foul line ... can play the two position because she can shoot the three-pointer ... prefers to go off the bounce ... finishes at the basket ... a very smart player ... is a floor general.

As a Redshirt Junior (2018-19):

Missed the season due to suffering a torn ACL in the preseason. had surgery in November of 2018.

As a Junior (2017-18):

Missed the season due to recovering from a torn ACL in her left knee, which happened during her sophomore campaign.

As a Sophomore (2016-17):

Showed great improvement as a sophomore, starting all 33 contests played ... tore her left ACL in the NCAA Tournament first round versus Hampton ... averaged 7.8 points, 3.7 rebounds, 3.5 assists and 1.7 steals ... named to All-ACC Academic Team ... scored double-digits in 11 contests ... totaled her first collegiate double-double with a career-high 13 assists to go along with 12 points at North Carolina ... the 13 assists was tied for third-most in Duke single-game history ... in the ACC stats, ranked 12th in assists (3.5), tied 12th in steals (1.7) and fourth in assist/turnover ratio (2.0) ... scored double-digits in a career-best three straight contests against Georgia Tech, Florida State and North Carolina in January ... hit a career-high 23 three-pointers for a 39.7 percentage ... swiped five steals three different times ... dished eight assists against Old Dominion and seven on the road at Vanderbilt ... scored a career-high 17 points on 6-of-10 field goals versus Grand Canyon.

As a Freshman (2015-16):

Made 23 starts in 32 games as a rookie ... averaged 6.2 points, 2.8 rebounds, 2.5 assists and 1.1 steals ... dished 79 assists ... totaled double-digit scoring in six contests ... had a career-high 16 points on 6-of-9 field goals at second-ranked South Carolina ... totaled 14 points at North Carolina, 12 points in the ACC Tournament against Notre Dame, 12 points versus NC State and 12 points in the season opener at Penn ... dished a career-high seven assists at North Carolina and at home against Boston College ... started her first collegiate game on the road at Penn.

Ranking:

No. 9 (HoopGurlz/Girls Basketball Report), No. 10 (Blue Star Report), No. 9 (All Star Girls Report)

High School/AAU:

WBCA High School All-America, Jordan Brand Classic All-America and Parade All-America as a senior ... competed in the Jordan Brand Classic and the McDonald's All-America games ... named District 25-6A MVP ... 2015 San Antonio Express-News Super Team ... TABC All-Region, All-Star and All-State ... TGCA All-State ... 2015 Touching Hearts Through Athletics Award Recipient ... averaged 25.8 points, 6.6 rebounds, 4.5 steals and 2.7 assists as a senior at Clemens H.S. ... tallied 27 games with 20+ points, four games with 30+ points and two with 40+ ... notched a career-high 50 points on Dec. 16, 2014 against East Central as she hit 22-of-36 field goals, had nine rebounds, four steals and three assists ... collected five double-doubles ... had a triple-double with 18 points, 11 steals and 10 rebounds versus Frenship ...

TGCA and TABC Academic All-State, while earning Academic All-District ... Clemens H.S. retired her No. 15 jersey following her senior campaign ... was forced to play on the junior varsity team in 2013-14 after transferring from Byron P Steele II H.S., to Samuel Clemens H.S. ... transferred to get into its International Baccalaureate program ... a two-time First Team All-District 28 and First Team Academic All-District 28 selection ... as a sophomore, averaged 12.8 points, 7.0 assists and 4.0 steals at Steele H.S. ... selected All-Region and All-State finalist as a sophomore ... earned 2013 San Antonio Express News Super Team accolades ... scored a season-high 21 points against South San Antonio ... helped lead Steele to a 33-6 record and an appearance in the 2013 state championship ... netted double-digit scoring in 19-of-25 games played ... drained at least one three-pointer in 21-of-25 games ... averaged 10.0 points, 5.0 rebounds and 3.0 steals as a freshman ... registered a 26-8 record and advanced to the area finals ... collected double-digit scoring in 14-of-25 contests, including a season-high 21 points against Cornerstone Christian ... in two years at Steele H.S., compiled a 4.1 grade-point average and was ranked No. 5 out of 565 in her class ... competed in cross country in 2011 and 2013, while lettering in track and field in 2011.

Personal:

Full name is Kyra Michelle Lambert ... born December 6, 1996 in Palau, Guam ... daughter of Agapito and Barna Lambert ... has one sister, Lynn (29), and one brother, Eric (24) ... member of the National Honor Society and was ranked No. 12 in her class with a grade-point average of 103 ... 2013 Kiwanis Club Sophomore of the Year scholarship winner ... a four-time ACC Honor Roll selection ... graduated from Duke in 2019 with an interdepartmental degree in cultural anthropology and environmental science ... also obtained a minor in psychology and markets and management certificate ... enrolled in the MMS Program at the Duke Fuqua School of Business in 2019-20.

Career Highs

Points	17
Grand Canyon (11-17-16)	
Rebounds	9
vs Syracuse (3-3-17)	
Assists	13
at North Carolina (2-26-17)	
Blocks	2
Syracuse (2-10-17)	
Steals	5
three times - most recent	
Louisville (1-2-17)	
Field Goals Made	6
two times - most recent	
Grand Canyon (11-17-16)	
Field Goals Attempted	12
four times - most recent	
at Florida State (1-8-17)	
Field Goal Percentage833 (5-6)
two times - most recent	
at Boston College (1-22-17)	
Free Throws Made	5
vs Virginia (3-3-16)	
Free Throw Percentage	1.000 (4-4)
at Penn (11-13-15)	



Leaonna Odom

6-2 ■ Senior ■ F/G ■ #5

Lompoc, Calif.

(Chaminade)

2020 Katrina McClain Award & All-America Candidate

Can play any of the one through four positions ... is a competitor ... is able to shoot the three ... can play off the bounce and is incredible at cutting to the basket ... has a chance to be very special.

Career:

Needs 12 points to reach 1,000 in her career ... started 73-of-97 games as a Blue Devil ... in five career NCAA Tournament games, has posted 20 or more points in three of those -- 25 vs. Belmont, 23 vs. Hampton and 22 vs. Connecticut.

As a Junior (2018-19):

Started 29-of-30 contests on the season, while averaging 13.1 points, 6.4 rebounds, 2.5 assists and 1.6 steals ... on the preseason Cheryl Miller Award watch list for the top small forward in NCAA Division I ... a preseason watch list candidate for the John R. Wooden Award and the Naismith Award ... registered five double-doubles ... in the ACC stats, ranked 26th in points (13.1), tied 20th in rebounding (6.4), tied 13th in steals (1.6) and 14th in field goal percentage (50.6) ... collected six games with 20 or more points ... notched a season-high 23 points against Elon on 10-of-14 field goals ... swatted three shots on three different occasions ... swiped five steals against Marist ... dished a career-high eight assists in the ACC Tournament against Pittsburgh ... swatted 27 shots on the year.

As a Sophomore (2017-18):

Started 27-of-33 games ... preseason candidate for the Katrina McClain Award as the top power forward in NCAA Division I ... All-ACC Academic Team selection ... at times, was the most dominating player on the floor ... one of the best players to play in the NCAA Tournament averaging 21.0 points, 7.0 rebounds and 3.0 assists in three games ... notched a career-high 25 points in the NCAA first round against Belmont, while also notching six rebounds, four assists and two steals in 37 minutes ... hit a career-high 11 field goals on 18 attempts ... posted a game-high 22 points to go along with eight rebounds and four assists against Connecticut in the NCAA regional semifinal ... added 16 points and seven rebounds versus 18th-ranked Georgia in the NCAA second round ... her 25 points against Belmont was the tied for 14th most points in the NCAA Tournament by a Blue Devil ... notched three double-doubles against Villanova (13 points, 12 rebounds), Presbyterian (14 points, 10 rebounds) and Florida State (15 points, 12 rebounds) ... ranked sixth in the ACC with a 52.9 field goal percentage and 20th in rebounding (6.3) ... blocked 38 shots ... collected 16 points, eight rebounds and hit 8-of-11 shots against 17th-ranked Oregon State ... pulled down a career-high 13 rebounds versus eighth-ranked Ohio State ... dished a career-high six assists versus Maine.

As a Freshman (2016-17):

Made an immediate impact as a rookie with the Blue Devils starting, 17-of-34 contests ... averaged 8.1 points, 4.6 rebounds, 1.1 steals and 0.9 blocked shots ... named to All-ACC Freshman Team voted on by the league coaches and Blue Ribbon Panel ... earned All-ACC Academic Team honors ... in the preseason, was selected to the ACC Newcomer Watch List ... totaled a career-high 23 points and six rebounds in the NCAA Tournament first round against Hampton ... became the eighth Blue Devil freshman to collect 20 or more points in an NCAA Tournament

contest ... she was also the fourth rookie to score 20 or more points in her first NCAA Tournament game, while the 23 points was the most by a Duke freshman in their first NCAA contest ... in the Hampton game, hit 8-of-9 field goals ... tallied double-digit scoring in four of her final seven games of the season ... hit 54.2 percent of her field goals ... among ACC freshmen, ranked sixth in scoring (8.1), tied sixth in rebounding (4.6), third in field goal percentage (54.2), tied fifth in steals (1.2) and third in blocked shots (32) ... her 32 blocked shots ranked eighth on Duke's freshman single season record charts ... collected two double-doubles on the year against Pepperdine (16 points, 10 rebounds) and Wake Forest (10 points, 11 rebounds) ... blocked four shots versus 17th-ranked Virginia Tech ... had a streak of six straight games with at least one block ... registered five steals against Longwood and third-ranked South Carolina.

Ranking:

No. 9 (HoopGuriz/Girls Basketball Report), No. 14 (Blue Star Report), No. 18 (All Star Girls Report)

Career Highs

Points	25
vs Belmont (3-17-18)	
Rebounds	14
at Northwestern (11-11-18)	
Assists	9
at Boston College (1-31-19)	
Blocks	6
vs Liberty (12-29-18)	
Steals	5
Marist (12-2-18)	
South Carolina (12-4-16)	
Longwood (11-15-16)	
Field Goals Made	11
vs Belmont (3-17-18)	
Field Goals Attempted	19
at Boston College (1-31-19)	
vs Florida State (2-19-18)	
Field Goal Percentage	1.000 (5-5)
vs Miami (3-4-17)	
Free Throws Made	7
Hampton (3-18-17)	
Free Throw Percentage	1.000 (4-4)
at Wake Forest (1-11-18)	

High School/AAU:

McDonald's All-America ... 2016 Daily News All-Area Girls Basketball Co-Player of the Year ... as a senior, averaged 21.5 points, 9.9 rebounds, 2.5 assists, 1.5 steals and 2.1 blocks ... in the McDonald's All-America game, started for the West Team and played 18 minutes, scoring 10 points and totaling three boards ... competed in the Jordan Brand Classic and collected 13 points, three rebounds, two blocks and hit 6-of-6 field goals in 20 minutes ... guided Chaminade to the 2015-16 Girls State Championship ... totaled 33 points in the state title game, which was an Open Division record and tied Kaleena Mosqueda-Lewis for No. 8 all-time for most points scored in any division of a girls state championship ... led the Eagles to a California Interscholastic Federation (CIF) Southern Section Open Division title and a spot in Regional Open Division final ... MaxPreps All-State second team and All-Area first team accolades from both the Los Angeles Daily News and Los Angeles Times ... as a junior, averaged 17.5 points and 6.6 rebounds ... 2015 Ms. Basketball State Player of the Year finalist ... All-State First Team honoree ... Los Angeles Times All-Star Team and First Team Los Angeles Daily News selection ... spent her freshman year at Los Alamitos and sophomore season at Mater Dei before transferring to Chaminade for her third and fourth years ... injured for most of sophomore season ... an All-State selection as a freshman.

Personal:

Full name is Leaonna Laneah Odom ... born March 26, 1998 in Lompoc, Calif. ... daughter of Antrell and Denitta Odom ... named to ACC Honor Roll as a freshman ... majoring in evolutionary anthropology.





Emily Schubert

6-4 ■ Senior ■ C ■ #30

Elizabethton, Tenn.
(Elizabethton)

One of three captains for the 2019-20 campaign ... a tireless worker and is willing to do whatever it takes ... is coachable and enjoys playing with her back to the basket ... can run the floor rim to rim and is working on her short corner and high-post jumper ... is a pleasure to coach because she is always listening and always improving.

As a Junior (2018-19):

Appeared in five games on the season off the bench.

As a Sophomore (2017-18):

Played in six contests after missing the previous season with a torn ACL.

As a Freshman (2016-17):

Missed the season due to a torn ACL suffered in the preseason.

High School/AAU:

An All-Region, All-District and All-Conference selection in her final year ... led Elizabethton to a 124-10 record with four district, regional and sectional titles ... averaged 11.0 points, 8.0 rebounds and 4.0 blocks as a senior ... helped her squad to Elizabethton's first 2A State Championship in 2014. ... an accomplished cross country and track and field standout at Elizabethton, ran the 800 and 400 meters, finished third in the discus at the state championship as a sophomore and junior turned in a fourth place finish in the discus as a senior ... placed sixth at the state championship as a sophomore in the 4x800m relay in cross country, was seventh in the region as a senior, fourth in her region as a junior and 45th at the state championship as a junior ... her team finished fifth in the state championship her senior campaign.

Personal:

Full name is Emily Landrum Schubert ... born Sept. 2, 1998 in Bristol, Tenn. ... daughter of Robert and Margaret Schubert ... has two sisters, Julia (19) and Lydia (17) ... her sister, Julia, is a sophomore at Clemson ... her sister, Lydia, has verbally committed to play volleyball at Georgetown ... a four-year member of the National Honor Society ... MENSA member ... helped lead her band squad to the state championship as a freshman ... as a redshirt freshman and sophomore at Duke, named to the ACC Honor Roll ... majoring in economics.

Career Highs

Points.....	-
Rebounds	-
Assists.....	1
vs UNC Greensboro (12-7-17)	
Blocks.....	1
two times - most recent	
vs Presbyterian (11-26-17)	
Steals	-
Field Goals Made	-
Field Goals Attempted.....	2
Wake Forest (1-24-19)	
Field Goal Percentage	-
Free Throws Made	-
Free Throw Percentage.....	-

2018-19 - Junior Year

	Min	FG-A	3G-A	FT-A	OR/TOT	PFA	T	B	S	PTS
at Northwest.		DNP	-	CD						
at Maine		DNP	-	CD						
Elon		DNP	-	CD						
vs. Wash.		DNP	-	CD						
vs. Ball State		DNP	-	CD						
vs. Missouri		DNP	-	CD						
at Wisconsin		DNP	-	CD						
Marist		DNP	-	CD						
UNLV	3	0-0	0-0	0-0	0-0	0	0	0	0	0
at Oregon St.		DNP	-	CD						
East Carolina	3	0-1	0-0	0-0	0-0	0	0	0	0	0
FGCU		DNP	-	CD						
Louisville		DNP	-	CD						
at Ga. Tech		DNP	-	CD						
Miami		DNP	-	CD						
at Florida St.		DNP	-	CD						
Wake Forest	3	0-2	0-0	0-0	0-0	0	0	0	0	0
Syracuse		DNP	-	CD						
at Boston Col.		DNP	-	CD						
Pittsburgh	0+	0-0	0-0	0-0	0-0	0	0	0	0	0
at UNC		DNP	-	CD						
at Virginia		DNP	-	CD						
Virginia Tech		DNP	-	CD						
at Notre Dame		DNP	-	Sick						
at Wake Forest		DNP	-	CD						
North Carolina		DNP	-	CD						
vs. Pitt	4	0-1	0-0	0-0	0-0	2	0	1	0	0
vs. Fla. State		DNP	-	CD						

2017-18 - Sophomore Year

	Min	FG-A	3G-A	FT-A	OR/TOT	PFA	T	B	S	PTS
at GCU		DNP	-	CD						
High Point	2	0-0	0-0	0-0	0-0	1	0	0	1	0
at Villanova		DNP	-	CD						
at ODU		DNP	-	CD						
Oregon State		DNP	-	CD						
Presbyterian	2	0-0	0-0	0-0	0-0	0	0	0	1	0
Ohio State		DNP	-	CD						
at S.Carolina		DNP	-	CD						
UNCG	2	0-0	0-0	0-0	0-0	0	1	0	0	0
Winthrop		DNP	-	Injured						
Maine		DNP	-	Injured						
Wyoming		DNP	-	Injured						
Liberty		DNP	-	Injured						
at Miami		DNP	-	Injured						
at Louisville		DNP	-	CD						
NC State		DNP	-	CD						
at Wake Forest		DNP	-	CD						
Virginia		DNP	-	CD						
at Va. Tech		DNP	-	CD						
at UNC		DNP	-	CD						
Boston College	4	0-1	0-0	0-0	0-0	1	0	0	0	0
at Pittsburgh		DNP	-	CD						
Georgia Tech		DNP	-	CD						
Notre Dame		DNP	-	Sick						
Wake Forest		DNP	-	CD						
at Clemson	1	0-0	0-0	0-0	0-0	0	0	0	0	0
at Syracuse		DNP	-	CD						
Florida State		DNP	-	CD						
vs. NC State		DNP	-	CD						
vs. Belmont		DNP	-	CD						
at Georgia	1	0-0	0-0	0-0	0-0	0	0	0	0	0
vs. UConn		DNP	-	CD						

Career Statistics

YEAR	G-GS	MIN-AVG	FG-FGA	PCT	3P-3PA	PCT	FT-FTA	PCT	REB	AVG	PF-FO	AST	TO	BS	ST	PTS	AVG
2017-18	6-0	12/2.0	0-1	.000	0-0	.000	0-0	.000	0	0.0	2-0	1	0	2	0	0	0.0
2018-19	5-0	13/2.6	0-4	.000	0-0	.000	0-0	.000	0	0.0	2-0	0	1	0	0	0	0.0
Career	11-0	25/2.3	0-5	.000	0-0	.000	0-0	.000	0	0.0	4-0	1	1	2	0	0	0.0

Career ACC Regular Season Statistics

YEAR	G-GS	MIN-AVG	FG-FGA	PCT	3P-3PA	PCT	FT-FTA	PCT	REB	AVG	PF-FO	AST	TO	BS	ST	PTS	AVG
2017-18	2-0	5/2.5	0-1	.000	0-0	.000	0-0	.000	0	0.0	1-0	0	0	0	0	0	0.0
2018-19	2-0	3/1.5	0-2	.000	0-0	.000	0-0	.000	0	0.0	0-0	0	0	0	0	0	0.0
Career	4-0	8/2.0	0-3	.000	0-0	.000	0-0	.000	0	0.0	1-0	0	0	0	0	0	0.0

Career ACC Tournament Statistics

YEAR	G-GS	MIN-AVG	FG-FGA	PCT	3P-3PA	PCT	FT-FTA	PCT	REB	AVG	PF-FO	AST	TO	BS	ST	PTS	AVG
2017-18	N/A																
2018-19	1-0	4/4.0	0-1	.000	0-0	.000	0-0	.000	0	0.0	2-0	0	1	0	0	0	0.0
Career	1-0	4/4.0	0-1	.000	0-0	.000	0-0	.000	0	0.0	2-0	0	1	0	0	0	0.0

Career NCAA Tournament Statistics

YEAR	G-GS	MIN-AVG	FG-FGA	PCT	3P-3PA	PCT	FT-FTA	PCT	REB	AVG	PF-FO	AST	TO	BS	ST	PTS	AVG
2017-18	1-0	1/1.0	0-0	.000	0-0	.000	0-0	.000	0	0.0	0-0	0	0	0	0	0	0.0
2018-19	N/A																
Career	1-0	1/1.0	0-0	.000	0-0	.000	0-0	.000	0	0.0	0-0	0	0	0	0	0	0.0

Career Statistics Versus Ranked Opponents

YEAR	G-GS	MIN-AVG	FG-FGA	PCT	3P-3PA	PCT	FT-FTA	PCT	REB	AVG	PF-FO	AST	TO	BS	ST	PTS	AVG
2017-18	1-0	1/1.0	0-0	.000	0-0	.000	0-0	.000	0	0.0	0-0	0	0	0	0	0	0.0
2018-19	DNP																
Career	1-0	1/1.0	0-0	.000	0-0	.000	0-0	.000	0	0.0	0-0	0	0	0	0	0	0.0



Jayda Adams

6-0 ■ Junior ■ G ■ #32

Irvine, Calif.

(Mater Dei)

Is a tenacious defender ... provides super energy off the bench ... is not afraid of anyone ... has an excellent three-point shot ... can pressure the ball well.

Career:

Suffered a torn ACL in her left knee on April 15, 2019 ... had surgery on May 9, 2019.

As a Sophomore (2018-19):

Saw action in 30 contests, while making two starts ... averaged 3.1 points, 1.2 rebounds and 1.0 assists ... drained 21 three-pointers on 57 attempts for a 36.8 percentage ... in her first collegiate start, collected a career-high 12 points, a career-high four rebounds, three assists and matched a career high with two steals in a season-high 27 minutes against Wake Forest ... sank 4-of-5 three-pointers in the game ... her four three-pointers in her starting debut is tied for the most in Duke history along with Windsor Coggeshall (1995-96), Nicole Erickson (1997-98) and Tricia Liston (2010-11) ... Adams' 80.0 percent (4-of-5) from beyond the arc is the most by any debuting start who took at least four three-pointers.

As a Freshman (2017-18):

Came off the bench in all 33 contests ... sank 11 three-pointers ... scored a career-high eight points as she hit a career-high 2-of-4 treys against Maine ... drained five three-pointers over her final eight contests, including one each against 18th-ranked Georgia and top-ranked Connecticut in the NCAA Tournament ... pulled down a career-high four rebounds in a win against NC State in January ... dished a career-high three assists versus Liberty, while swiping a career-high two steals in the regular season finale against North Carolina ... played a career-high 31 minutes on the road at third-ranked Louisville.

Ranking:

No. 36 (Prospects Nation), No. 41 (All Star Girls Report), No. 88 (Blue Star Report)

2015 USA Basketball U16 National Team:

Totaled a 4-1 record and the bronze medal in Puebla, Mexico ... competed in all five games, while averaging 4.4 points, 2.2 rebounds and 2.6 assists.

High School/AAU:

Trinity League Co-MVP ... First Team All-County ... Second Team All-CIF ... as a senior, averaged 12.9 points, 4.9 rebounds, 2.8 assists and 1.9 steals ... tallied a season-high 29 points versus Windward ... led her Mater Dei squad to the CIF Championship game ... collected three games with 20 or more points ... Troy Classic All-Tournament ... selected to Orange County All-Star game ... grabbed a season-high 12 rebounds along with scoring 16 points for a double-double against Legacy High School ... Second Team All-Orange County and First Team All-Trinity League during her junior campaign ... averaged 11.3 points, 3.8 rebounds, 3.3 assists and 2.5 steals as a junior ... started 33 games and helped lead her squad to a 31-3 record ... helped her high school team to the Fountain Valley Tournament Championship, South Coast Tournament Championship and the Nike TOC Top Division Consolation Championship ... a Second Team All-Trinity League as a sophomore ... started 34 contests, while averaging 3.4 points, 2.9 rebounds, 1.5 assists and 1.4 steals ... her team totaled a 31-3 overall record ... won the South

Coast Tournament Championship, Nike TOC Top Division Championship and the SoCal Regional Championship ... helped guide her varsity team to a 27-3 record as a freshman, while playing in 15 games and averaging 3.1 points a contest.

Personal:

Full name is Jayda Meleah Adams ... born in Orange, Calif., on May 28, 1999 ... daughter of Jerrald and Tausha Adams ... has one sister, Jordan (25), who played basketball University of Southern California (2014-18), and one brother, Jace (18) ... an ACC Honor Roll selection in 2017-18 ... majoring in psychology, while obtaining a markets and management certificate.

Career Highs

Points..... 13
vs Pittsburgh (3-6-19)

Rebounds 4
three times - most recent
at North Carolina (2-7-19)

Assists..... 4
Elon (11-18-18)

Steals..... 2
6 times - most recent
Clemson (2-28-19)

Field Goals Made..... 4
vs Pittsburgh (3-6-19)
Wake Forest (1-24-19)

Field Goals Attempted..... 8
Clemson (2-28-19)

Field Goal Percentage..... 1.000 (4-4)
vs Pittsburgh (3-6-19)

Free Throws Made..... 2
five times - most recent
vs Pittsburgh (3-6-19)

Free Throw Percentage..... 1.000 (2-2)
three times - most recent
vs Pittsburgh (3-6-19)

Three-Point Field Goals Made..... 4
Wake Forest (1-24-19)

Three-Point Field Goals Attempted..... 5
Wake Forest (1-24-19)

2018-19 - Sophomore Year

	Min	FG-A	3G-A	FT-A	OR/TOT	PFA	T	B	S	PTS
at Northwest.	7	0-0	0-0	0-0	0-0	0	0	0	1	0
at Maine	12	0-2	0-1	2-2	0-0	1	1	1	0	1
Elon	1-3	1-2	0-0	0-1	0-1	1	4	1	0	0
vs. Wash.	17	1-1	0-0	0-0	0-0	1	0	1	0	0
vs. Ball State	14	1-4	1-3	0-2	2-3	1	2	0	0	1
vs. Missouri	10	0-0	0-0	0-0	0-0	0	0	0	0	0
at Wisconsin	19	2-4	1-3	0-0	0-0	0	1	0	2	1
Marist	11	1-1	1-1	0-0	0-0	2	1	0	0	0
UNLV	16	2-5	1-1	1-2	0-2	1	2	1	0	2
at Oregon St.	18	1-1	0-0	0-0	0-0	0	0	0	0	0
East Carolina	24	2-5	2-3	0-0	1-1	0	1	0	0	0
FGCU	15	1-2	0-0	0-0	0-3	0	0	1	0	0
at NC State	7	0-2	0-1	0-0	0-0	1	0	0	0	0
Louisville	15	0-2	0-1	0-0	2-3	2	0	2	0	0
at Ga. Tech	12	1-5	0-3	0-0	1-2	0	0	0	0	1
Miami	26	2-4	1-2	1-3	1-1	1	1	0	0	1
at Florida St.	27	0-0	0-0	0-0	0-1	4	2	1	0	0
Wake Forest ^A	27	4-7	4-5	0-0	2-4	4	3	4	0	2
Syracuse ^A	34	0-5	0-4	0-0	0-0	2	1	1	0	2
at Boston Col.	20	1-6	1-5	0-0	0-1	1	0	0	0	0
Pittsburgh	25	2-5	2-4	2-2	0-3	1	2	2	0	2
at UNC	16	0-1	0-0	0-0	2-4	0	2	1	0	0
at Virginia	14	0-2	0-1	0-0	0-1	0	1	2	0	0
Virginia Tech	17	2-7	1-2	1-2	0-0	3	0	0	0	0
at Notre Dame	21	1-4	0-3	0-0	0-1	1	1	1	0	1
at Wake Forest	13	0-1	0-1	0-0	0-0	1	0	1	0	0
Clemson	25	2-8	1-4	0-0	2-2	1	0	4	0	2
North Carolina	16	1-4	1-3	0-0	1-2	0	2	1	0	1
vs. Pitt	24	4-4	3-3	2-2	2-2	0	2	1	0	0
vs. Fla. State	18	0-1	0-1	0-0	0-0	2	0	1	0	1

^A Denotes Game Started

2017-18 - Freshman Year

	Min	FG-A	3G-A	FT-A	OR/TOT	PFA	T	B	S	PTS
at GCU	5	0-0	0-0	0-0	0-0	2	0	3	0	0
High Point	8	1-2	0-1	0-0	0-1	2	0	0	0	1
at Villanova	5	1-1	0-0	0-0	1-1	1	0	0	0	0
at ODU	7	0-2	0-1	0-0	0-0	0	2	0	0	0
Oregon State	1	0-0	0-0	0-0	0-0	0	0	0	0	0
Presbyterian	10	0-1	0-1	0-0	1-2	2	0	0	0	1
Ohio State	1	0-0	0-0	0-0	0-0	0	0	0	0	0
at S.Carolina	4	0-1	0-0	0-0	0-0	0	0	0	0	0
UNCG	6	0-1	0-1	0-2	0-0	1	0	0	0	1
Winthrop	19	2-5	1-3	0-0	0-1	2	2	0	0	5
Maine	19	3-5	2-4	0-0	0-2	0	1	2	0	8
Wyoming	22	1-2	0-0	1-2	0-1	1	1	1	0	3
Liberty	23	2-3	0-0	0-0	1-3	0	3	3	0	4
at Miami	10	0-1	0-1	1-2	0-0	0	0	0	0	1
at Louisville	31	1-3	1-2	0-0	0-2	3	2	1	0	3
NC State	22	1-1	0-0	0-0	0-2	0	2	1	0	0
at Wake Forest	19	1-6	1-4	0-0	0-0	2	0	2	0	3
Virginia	22	1-1	1-1	0-0	0-0	0	2	1	0	0
at Va. Tech	7	0-2	0-1	0-0	0-2	0	0	0	0	0
at UNC	15	0-0	0-0	0-0	0-0	0	0	2	0	0
Boston College	12	0-1	0-1	0-0	0-1	1	0	1	0	0
at Pittsburgh	8	0-0	0-0	0-0	0-0	0	0	2	0	0
Georgia Tech	7	0-0	0-0	2-4	0-1	0	1	1	0	1
Notre Dame	8	0-2	0-1	0-0	2-2	1	0	1	0	0
Wake Forest	6	0-2	0-1	0-0	0-0	0	0	1	0	0
at Clemson	12	1-4	1-4	0-0	0-1	1	0	1	0	0
Florida State	5	0-2	0-2	0-0	0-0	0	0	1	0	0
North Carolina	19	1-2	1-2	0-0	0-0	1	0	2	0	2
vs. NC State	25	1-4	0-2	0-0	1-4	1	1	2	0	0
vs. Belmont	17	0-2	0-1	0-0	0-0	2	1	1	1	0
at Georgia	18	1-3	1-2	0-0	0-0	1	1	3	0	3
vs. UConn	22	1-6	1-4	2-2	0-3	1	2	1	0	0

Career Statistics

YEAR	G-GS	MIN-AVG	FG-FGA	PCT	3P-3PA	PCT	FT-FTA	PCT	REB	AVG	PF-FO	AST	TO	BS	ST	PTS	AVG
2017-18	33-0	431/13.1	21-69	.304	11-41	.268	6-12	.500	29	0.9	25-0	23	34	1	6	59	1.8
2018-19	30-2	535/17.8	32-96	.333	21-57	.368	9-15	.600	37	1.2	32-0	29	27	2	19	94	3.1
Career	63-2	966/15.3	53-165	.321	32-98	.327	15-27	.556	66	1.0	57-0	52	61	3	25	153	2.4

Career ACC Regular Season Statistics

YEAR	G-GS	MIN-AVG	FG-FGA	PCT	3P-3PA	PCT	FT-FTA	PCT	REB	AVG	PF-FO	AST	TO	BS	ST	PTS	AVG
2017-18	16-0	219/13.7	8-31	.258	6-21	.286	3-6	.500	11	0.7	9-0	9	18	0	3	9	1.1
2018-19	16-2	314/19.6	16-63	.254	11-39	.282	4-7	.571	25	1.6	23-0	15	20	0	12	47	2.9
Career	32-2	533/16.7	24-94	.256	17-60	.283	7-13	.538	36	1.1	32-0	24	38	0	15	56	1.8

Career ACC Tournament Statistics

YEAR	G-GS	MIN-AVG	FG-FGA	PCT	3P-3PA	PCT	FT-FTA	PCT	REB	AVG	PF-FO	AST	TO	BS	ST	PTS	AVG
2017-18	1-0	25/25.0	1-4	.250	0-2	.000	0-0	.000	4	4.0	1-0	1	2	0	0	2	2.0
2018-19	2-0	42/21.0	4-5	.800	3-4	.750	2-2	1.000	2	1.0	2-0	2	2	0	1	13	6.5
Career	3-0	67/22.3	5-9	.556	3-6	.500	2-2	1.000	6	2.0	3-0	3	4	0	1	15	5.0

Career NCAA Tournament Statistics

YEAR	G-GS	MIN-AVG	FG-FGA	PCT	3P-3PA	PCT	FT-FTA	PCT	REB	AVG	PF-FO	AST	TO	BS	ST	PTS	AVG
2017-18	3-0	57/19.0	2-11	.182	2-7	.286	2-2	1.000	3	1.0	4-0	4	5	1	0	8	2.7
2018-19	N/A																
Career	3-0	57/19.0	2-11	.182	2-7	.286	2-2	1.000	3	1.0	4-0	4	5	1	0	8	2.7

Career Statistics Versus Ranked Opponents

YEAR	G-GS	MIN-AVG	FG-FGA	PCT	3P-3PA	PCT	FT-FTA	PCT	REB	AVG	PF-FO	AST	TO	BS	ST	PTS	AVG
2017-18	10-0	132/13.2	4-23	.174	3-14	.214	2-2	1.000	11	1.1	9-0	7	10	1	0	13	1.3
2018-19	8-1	149/18.6	2-15	.133	0-10	.000	0-0	.000	5	0.6	13-0	4	6	0	4	4	0.5
Career	18-1	281/15.6	6-38	.158	3-24	.125	2-2	1.000	16	0.9	22-0	11	16	1	4	17	0.9



Jade Williams

6-5 ■ Junior ■ F/C ■ #25

The Colony, Texas
(The Colony)

2020 Lisa Leslie Award Candidate

Is a very confident player ... a very strong offensive threat in the paint ... has guard-like vision in the post ...can run the floor beautifully ... can pop out and shoot the jumper.

Career:

Started 31-of-63 contests ... owns two double-doubles.

As a Sophomore (2018-19):

Started 23-of-30 contests on the season ... listed on the Lisa Leslie Award pre-season watch list for the top center in NCAA Division I ... averaged 8.4 points and 5.4 rebounds ... posted double-digit scoring 11 times, including six out of the last 11 contests ... swatted 20 shots ... drained 2-of-5 three-pointers, the first of her career ... notched two double-doubles against FGCU (17 points, 11 rebounds) and North Carolina (15 points, 13 rebounds) ... collected a career-high 17 points on three different occasions -- Wake Forest twice and FGCU) ... swatted three shots versus Pittsburgh ... pulled down a career-high 13 rebounds to conclude the regular season against North Carolina ... dished a career-high six assists at North Carolina ... had 15 points, eight rebounds, three assists, three steals and three blocks against Pittsburgh ... was one of only three players in the ACC to notch 15-8-3-3-3 in a game in 2018-19 (Brianna Turner of Notre Dame, Emily Engstler of Syracuse).

As a Freshman (2017-18):

All-ACC Freshman Team selection ... started eight of 33 games played as a freshman ... averaged 4.0 points, 3.0 rebounds and 1.2 blocks ... had a breakout game against Georgia Tech with a career-high 16 points, career-high six blocks and career-high eight rebounds, while hitting 7-of-8 field goals ... played a career-high 31 minutes versus the Yellow Jackets ... hit 52.3 percent from the field for the year ... blocked 40 shots on the season, which ranked tied fourth on Duke's freshman charts ... ranked tied 11th in the ACC with a 1.2 blocks per game average ... in ACC games only, averaged 1.7 blocks to rank tied fourth ... had seven second half points against top-ranked Connecticut in the NCAA Regional Semifinal ... notched eight points and seven rebounds versus ninth-ranked Florida State.

Ranking:

No. 21 (All Star Girls Report), No. 13 (HoopGurlz/Girls Basketball Report) , No. 15 (Prospects Nation), No. 13 (Blue Star Report)

2015 USA Basketball U16 National Team:

Totaled a 4-1 record and the bronze medal in Puebla, Mexico ... started four of the five games, while averaging 7.8 points and 6.8 rebounds ... hit 47.0 percent from the field ... had 12 rebounds and 11 points against Mexico to aid the U.S. team to the bronze medal.

High School/AAU:

Competed in both the McDonald's All-America and Jordan Brand Classic all-star contests ... totaled a game-high 13 rebounds and eight points in 17 minutes during the Jordan Brand Classic ... collected eight points and four rebounds in 10 minutes at the McDonald's All-America game ... averaged 14.2 points, 8.4 rebounds, 2.4 blocks, 1.5 steals and 1.3 assists as a senior at The Colony H.S. ... District MVP ...

TABC All-Region and All-State ... earned TGCA & TABC All-State Academic honors ... Academic All-District 14-5A ... participated in the 2016 USA Basketball U-17 World Championship team trials ... a 2015 and 2016 Texas Association of Private and Parochial Schools, 5A All-State first team ... received All-State TAPPS as a sophomore and junior ... led Prestonwood to a state runner-up finish in TAPPS 5A as a junior ... competed at Prestonwood Christian Academy as a sophomore and junior ... All-State selection as a freshman ... averaged 14.9 points, 7.1 rebounds and 3.8 blocks in 32 games.

Personal:

Full name is Jade Shirlynn Williams ... born in Dallas, Texas on Aug. 17, 1999 ... daughter of Marvin and Kelly Williams ... has two brothers, Marvin (18) and Lance (10), along with two sisters, Rayna (12) and Chyann (21) ... her brother, Marvin, is a freshman on the Minnesota men's basketball squad in 2019-20 ... majoring in psychology, while obtaining a markets and management certificate.

Career Highs

Points	17
three times - most recent	
at Wake Forest (2-24-19)	
Rebounds	13
North Carolina (3-3-19)	
Assists	6
at North Carolina (2-7-19)	
Blocks	6
vs Georgia Tech (2-1-18)	
Steals	3
three times - most recent	
North Carolina (3-3-19)	
Field Goals Made	7
five times - most recent	
North Carolina (3-3-19)	
Field Goals Attempted	16
at Wake Forest (2-24-19)	
Field Goal Percentage875 (7-8)
vs Georgia Tech (2-1-18)	
Free Throws Made	5
FGCU (12-30-18)	
Free Throw Percentage750 (3-4)
Louisville (1-6-19)	
at Virginia Tech (1-18-18)	

2018-19 - Sophomore Year

	Min	FG-A	3G-A	FT-A	OR/TOT	PFA	T	B	S	PTS	
at Northwest^	33	2-7	0-0	2-2	3-4	4	0	0	0	6	
at Maine	34	5-7	0-0	1-6	3-6	1	1	1	0	11	
Elon^	16	3-8	0-0	2-2	5-8	4	1	2	1	0	8
vs. Wash.^	26	3-7	0-0	0-0	5-5	4	0	0	0	3	6
vs. Ball State	22	4-6	0-0	1-1	2-3	5	2	3	2	1	9
vs. Missouri	8	0-2	0-0	1-2	0-0	3	0	1	0	0	1
at Wisconsin	24	1-3	0-0	0-0	3-5	5	1	1	0	1	2
Marist	34	5-9	0-0	1-4	2-8	0	0	5	1	0	11
UNLV	18	2-5	0-0	0-0	2-6	3	1	1	2	0	4
at Oregon St.^	28	3-8	0-0	0-0	2-4	1	0	6	0	0	6
East Carolina^	15	3-5	0-0	0-1	2-4	5	0	2	0	0	6
FGCU	31	6-9	0-0	5-8	3-11	2	1	3	2	0	17
at NC State^	25	1-5	0-0	2-2	0-2	5	1	3	0	1	4
Louisville^	27	2-7	0-0	3-4	2-6	3	0	7	0	1	7
at Ga. Tech^	29	5-7	0-0	0-0	2-4	4	1	0	1	1	10
Miami^	29	3-9	0-0	0-0	2-5	4	2	2	1	1	6
at Florida St.^	34	7-9	0-0	3-3	2-4	3	2	3	1	1	17
Wake Forest^	23	2-4	0-0	0-0	0-2	1	0	0	0	1	4
Syracuse^	31	1-8	0-0	4-6	3-3	4	1	1	1	1	6
at Boston Col.^	34	6-9	1-1	2-2	4-6	4	1	7	2	0	15
Pittsburgh^	34	7-14	0-0	1-2	4-8	2	3	4	3	3	15
at UNC^	33	6-9	0-0	1-3	1-7	4	6	2	0	2	1
at Virginia^	31	2-6	0-0	0-0	1-5	3	0	1	1	0	4
Virginia Tech^	28	1-7	0-0	0-0	1-7	3	0	1	1	0	2
at Notre Dame^	28	4-9	0-0	2-2	3-4	4	2	2	0	0	10
at Wake Forest^	39	7-16	1-2	2-5	3-6	2	0	0	1	1	17
Clemson^	21	2-4	0-0	2-2	1-3	4	1	1	2	2	6
North Carolina^	35	7-12	0-1	1-2	5-13	2	0	3	0	3	15
vs. Pitt^	24	3-8	0-0	2-4	5-7	2	0	3	1	0	8
vs. Fla. State^	37	3-12	0-1	1-4	3-5	3	1	2	0	0	7

^ Denotes Game Started

2017-18 - Freshman Year

	Min	FG-A	3G-A	FT-A	OR/TOT	PFA	T	B	S	PTS	
at GCU	6	0-2	0-0	0-0	1-2	0	0	0	0	0	
High Point	14	2-3	0-0	0-0	3-5	3	1	1	2	1	4
at Villanova	13	0-2	0-0	2-4	4-7	4	2	2	0	0	2
at ODU	15	2-4	0-0	1-4	1-3	2	1	3	1	0	5
Oregon State	1	0-1	0-0	0-0	1-1	0	0	1	0	0	0
Presbyterian	5	3-4	0-0	0-2	0-1	0	1	1	0	1	6
Ohio State	7	0-1	0-0	0-0	0-1	0	0	1	1	0	0
at S.Carolina	3	1-1	0-0	0-2	2-2	3	0	0	0	0	2
UNCG	10	3-4	0-0	0-0	0-2	2	0	0	0	0	6
Winthrop	17	2-3	0-0	1-3	3-6	2	1	4	2	2	5
Maine	19	0-0	0-0	1-4	2-4	3	0	1	3	1	1
Wyoming	14	4-5	0-0	0-2	2-5	1	1	3	2	0	8
Liberty	9	0-0	0-0	0-0	0-0	5	0	0	0	0	0
at Miami	8	0-2	0-0	0-0	1-2	3	0	1	1	0	0
at Louisville	31	2-5	0-0	0-0	3-6	4	0	1	4	1	4
NC State^	27	3-6	0-1	0-0	1-7	2	1	1	3	2	6
at Wake Forest^	24	3-3	0-0	0-0	0-3	4	0	1	2	0	6
Virginia^	16	2-5	0-0	0-0	2-3	2	1	2	0	0	4
at Va. Tech^	24	2-6	0-0	3-4	1-3	1	3	0	2	0	7
at UNC^	29	3-3	0-0	0-0	0-3	1	2	4	2	0	6
Boston College	12	0-2	0-0	0-0	0-0	1	2	0	0	1	0
at Pittsburgh	5	1-1	0-0	0-1	1-3	3	0	1	0	0	2
Georgia Tech^	31	7-8	0-0	2-6	3-8	3	0	2	6	1	16
Notre Dame^	15	4-8	0-0	0-1	3-3	4	0	2	0	2	8
Wake Forest	13	1-3	0-0	2-4	0-0	1	0	1	1	0	4
at Clemson	15	3-5	0-0	0-0	2-3	1	1	2	1	0	6
at Syracuse	13	1-3	0-0	0-0	0-3	0	1	1	3	0	2
Florida State	30	3-9	0-0	2-2	4-7	1	2	1	0	0	8
North Carolina	23	3-5	0-0	0-0	0-1	2	0	5	2	1	6
vs. NC State	17	0-1	0-0	0-0	2-5	3	0	2	1	0	0
vs. Belmont	7	0-0	0-0	0-0	0-0	2	0	0	0	0	0
at Georgia	9	0-1	0-0	0-0	0-1	1	0	2	0	0	0
vs. UConn	5	3-5	0-0	1-1	0-0	2	0	1	1	0	7

Career Statistics

YEAR	G-GS	MIN-AVG	FG-FGA	PCT	3P-3PA	PCT	FT-FTA	PCT	REB	AVG	PF-FO	AST	TO	BS	ST	PTS	AVG
2017-18	33-8	487/14.8	58-111	.523	0-1	.000	15-40	.375	100	3.0	66-1	20	47	40	13	131	4.0
2018-19	30-23	830/27.7	106-231	.459	2-5	.400	39-67	.582	161	5.4	94-4	28	67	20	27	253	8.4
Career	63-31	1317/20.9	164-342	.480	2-6	.333	54-107	.505	261	4.1	160-5	48	114	60	40	384	6.1

Career ACC Regular Season Statistics

YEAR	G-GS	MIN-AVG	FG-FGA	PCT	3P-3PA	PCT	FT-FTA	PCT	REB	AVG	PF-FO	AST	TO	BS	ST	PTS	AVG
2017-18	16-8	316/19.8	38-74	.514	0-1	.000	9-18	.500	55	3.4	33-0	13	25	27	8	85	5.3
2018-19	16-16	481/30.1	63-135	.467	2-4	.500	23-33	.697	85	5.3	52-1	20	37	11	21	151	9.4
Career	32-24	797/24.9	101-209	.483	2-5	.400	32-51	.627	140	4.4	85-1	33	62	38	29	236	7.4

Career ACC Tournament Statistics

YEAR	G-GS	MIN-AVG	FG-FGA	PCT	3P-3PA	PCT	FT-FTA	PCT	REB	AVG	PF-FO	AST	TO	BS	ST	PTS	AVG
2017-18	1-0	17/17.0	0-1	.000	0-0	.000	0-0	.000	5	5.0	3-0	0	2	1	0	0	0.0
2018-19	2-2	60/30.0	6-20	.300	0-1	.000	3-8	.375	12	6.0	5-0	1	5	1	9	15	7.5
Career	3-2	77/25.7	6-21	.286	0-1	.000	3-8	.375	17	5.7	8-0	1	7	2	9	15	5.0

Career NCAA Tournament Statistics

YEAR	G-GS	MIN-AVG	FG-FGA	PCT	3P-3PA	PCT	FT-FTA	PCT	REB	AVG	PF-FO	AST	TO	BS	ST	PTS	AVG
2017-18	3-0	21/7.0	3-6	.500	0-0	.000	1-1	1.000	1	0.3	5-0	0	3	1	0	7	2.3
2018-19	N/A																
Career	3-0	21/7.0	3-6	.500	0-0	.000	1-1	1.000	1	0.3	5-0	0	3	1	0	7	2.3

Career Statistics Versus Ranked Opponents

YEAR	G-GS	MIN-AVG	FG-FGA	PCT	3P-3PA	PCT	FT-FTA	PCT	REB	AVG	PF-FO	AST	TO	BS	ST	PTS	AVG
2017-18	10-1	125/12.5	13-32	.406	0-0	.000	3-6	.500	26	2.6	20-0	2	11	7	3	29	2.9
2018-19	8-7	218/27.3	21-60	.350	0-1	.000	16-23	.696	28	3.5	26-1	7	25	2	4	58	7.3
Career	18-8	343/19.1	34-92	.370	0-1	.000	19-29	.655	54	3.0	46-1	9	36	9	7	87	4.8



Miela Goodchild

5-10 ■ Sophomore ■ G ■ #3
Brisbane, Queensland, Australia
(Moreton Bay College)

A great three-point shooter ... one of the most fundamental players Coach P has had at Duke ... a creator ... can play point guard or the two-guard ... is smart and a playmaker ... very tenacious on defense ... has a great, great head - high basketball IQ.

ACC Record Book:

Her 73 three-pointers made ranked eighth on the ACC freshman record chart.

Duke Season Record Book:

Drained 73 three-pointers to rank tied for fourth on the list

Duke Freshman Record Book:

Set a Blue Devil record sinking 73 three-pointers on the season ... her 44.5 three-point field goal percentage ranked third all-time ... attempted a record 14 three-pointers at Notre Dame ... her 26 points at Notre Dame was tied for the 12th most by a rookie in a single game.

2019 FIBA World Cup with Australia:

Saw action in all seven contests, while helping lead Australia to the silver medal in Bangkok, Thailand ... averaged 4.7 points and 1.7 rebounds ... notched 11 points and 10 points against Spain and Korea, respectively, when seeing action in over 20 minutes ... it marked the first time in 22 years Australia had advanced to the finals.

As a Freshman (2018-19):

All-ACC Freshman selection by both the Blue Ribbon Panel and the league head coaches ... started 22-of-30 contests, while averaging 10.9 points, 1.9 rebounds, 1.7 assists and 1.0 steals ... an All-ACC Academic Team honoree ... a two-time ACC Rookie of the Week selection (Dec. 31, Feb. 25) ... drained a Duke freshman record 73 three-pointers, which also ranked as the eighth-most in the ACC history by a freshman ... her 73 three-pointers ranked tied for fourth on Duke's overall record chart ... turned in a career-high 26 points as she drained 8-of-14 three-pointers at fifth-ranked Notre Dame ... the eight three-pointers made and 14 attempted were Duke freshman records ... she matched the Duke overall record for treys in a game (8) ... turned in three games with 20 or more points, all of which came against ACC opponents ... her 44.5 three-point field goal percentage ranked sixth nationally and was the third-highest by a freshman ... averaged 2.4 three-pointers made per game, which ranked 68th nationally ... became the seventh Duke freshman to post 20+ points in consecutive games and the fifth to do it against ACC opponents ... her 14 three-pointers attempted at Notre Dame was tied for the fourth most in Duke history ... in the ACC stats, ranked second in three-point field goal percentage (44.5) and tied for fifth in three-point field goals made per game (2.4) ... in ACC games only, ranked fourth with a 41.2 three-point field goal percentage and tied for sixth with 2.6 three-pointers made per game ... hit a team-high 87.1 free throw percentage ... hit at least one three-pointer in 23-of-30 contests.

2018 FIBA U18 Asian Championship with Australia:

Helped lead Australia to a 4-2 record and the bronze medal in India ... averaged 17.7 points, 6.0 rebounds, 3.0 steals and 2.7 assists ... scored 27 points against Chinese Taipei, while adding 26 points versus Japan and 21 points versus Korea in the bronze medal contest.

2017 Australian U17 National Team:

Registered a 5-0 record and the gold medal in Guam at the U17 Oceania Championship ... led all scorers with a 23.0 per game average, while ranking tied seventh in assists (3.4) and fifth in steals (3.6) ... totaled 20 or more points in four of the five contests, including 28 points against Tahiti ... earned All-Tournament accolades ... selected Captain of the Australian Sapphires.

2016 Australian U17 National Team:

Competed with Australia on the FIBA U17 World Championship in Zaragoza, Spain ... saw action in five games and averaged 3.0 points and 1.4 rebounds ... her squad totaled a 6-0 record and won the gold medal.

High School/AAU:

Current member of the 2018-19 Australian Gems squad ... selected to train with Australian U19 squad in May and August in preparation for the 2018 FIBA Under-18 Asian Championship ... 2018 Queensland Basketball League U-23 Youth Player of the Year, after averaging 18.0 points, 4.8 rebounds, 2.9 assists and 1.5 steals for the Townsville Flames ... competed in the 2018 U20 Australian Nationals averaging a tournament-best 19.4 points a game, and helped her squad to the silver medal ... also averaged 5.4 rebounds and 1.7 assists, while scoring 20 or more points three times, including 28 points versus Tassie U20 and 27 against Victoria ... in January of 2018, Goodchild earned a WNBL Championship ring with the Townsville Fire as a development player ... selected the 2016 and 2017 Basketball Queensland Player of the Year and the Logan Basketball Junior Player of the Year ... as a senior at Moreton Bay College, Goodchild competed in the U18 Australian National Championships and averaged 19.4 points, 5.6 rebounds, 1.9 steals and 1.8 assists ... averaged 30.6 points at the Queensland Champion Schools Moreton Bay Open as a junior and helped her team to the gold medal at the Queensland Division I State Championship averaging an individual-best 30.4 points ... a three-time Moreton Bay College Basketball Player of the Year selection ... in 2017, selected Captain Moreton Bay Open Team, earned the trophy for Best National/International performance in Sport Award, Most Valuable Player Open Basketball team and Service to Sport Award ... played on the U18 Australian National Championships as a junior as well averaging 15.8 points, 6.9 rebounds, 2.1 assists and 1.6 steals ... named MVP of the U16 Australian National Championships, averaging 13.8 points, 6.2 rebounds, 1.9 steals and 1.3 assists ... in 2016, tabbed winner of the Excellence in Sporting Performance Award at Moreton Bay College along with Values Award for Teamwork and trophy for Best National/International performance in Sport Award ... the 2015 Most Valuable Player Open Basketball Team at Moreton Bay College and earned the High Achievement in Sport honor ... captured the U15 Queensland School Sport Honour Team award in 2014 at Moreton Bay College along with Junior Sports person of the Year, Head of College for High Achievement in Sport Award and Most Promising Basketball player awards.

Personal:

Full name is Miela Elizabeth Goodchild ... born in Brisbane, Australia on June 4, 2000 ... daughter of David & Michelle Goodchild ... has one brother, Conor (21) and one sister, Briana (24) ... involved in the following during school in Australia -- Student Representative Council, Captain of Wesley House, Inter Year Career, Art Committee Member and Balmoral Community Care Worker ... selected by the Australian Olympic committee to represent Australia at the 11th Pierre de Coubertin International forum in Estonia 2017 ... Australian female basketball representative at the Global Youth Camp, Camp Pass it on, in Istanbul Turkey 2014 ... ACC Honor Roll selection in 2018-19.

2018-19 - Freshman Year

	Min	FG-A	3G-A	FT-A	OR/TOT	PF	T	B	S	PTS	
at Northwest.	26	1-4	0-2	2-2	1-2	3	1	4	0	3	4
at Maine	30	5-10	4-8	0-0	0-2	1	0	2	0	1	14
Elon [^]	27	4-8	1-3	1-2	0-1	4	3	2	1	0	10
vs. Wash. [^]	32	4-9	3-5	1-1	0-2	2	3	4	0	0	12
vs. Ball State [^]	32	5-9	3-7	0-0	0-3	2	2	8	1	3	13
vs. Missouri [^]	35	2-5	1-3	0-0	0-3	3	2	4	0	0	5
at Wisconsin [^]	35	3-9	1-4	0-0	1-1	2	4	2	0	2	7
Marist [^]	38	3-7	2-3	1-2	0-0	0	3	2	0	0	9
UNLV [^]	28	5-9	4-5	0-0	1-4	1	1	3	0	0	14
at Oregon St. [^]	21	0-1	0-0	2-2	0-0	1	1	1	0	0	2
East Carolina	26	5-8	4-7	5-6	1-4	0	3	1	0	4	19
FGCU [^]	35	5-8	3-5	2-2	0-0	0	1	5	0	1	15
at NC State [^]	31	2-7	2-6	0-0	0-0	1	0	2	0	0	6
Louisville	17	2-7	0-5	0-0	0-1	1	1	1	0	1	4
at Ga. Tech	13	3-7	2-5	0-0	1-2	1	0	4	0	0	8
Miami	31	4-8	3-4	2-2	2-3	3	2	2	0	4	13
at Florida St. [^]	16	0-5	0-2	0-0	0-1	0	0	3	0	0	0
Wake Forest	31	4-14	3-11	0-0	1-5	0	2	2	0	1	11
Syracuse	28	4-8	2-4	0-0	0-1	3	0	2	1	2	10
at Boston Col. [^]	49	8-10	5-6	2-2	0-0	1	3	2	0	0	23
Pittsburgh [^]	38	7-10	6-9	0-0	1-5	0	1	2	0	0	20
at UNC [^]	32	6-9	2-5	0-0	1-1	3	3	3	0	1	14
at Virginia [^]	32	2-5	0-3	0-0	0-0	0	1	4	1	1	4
Virginia Tech [^]	38	5-13	2-5	1-2	0-3	1	0	0	0	0	13
at Notre Dame [^]	38	9-17	8-14	0-0	0-3	0	3	3	0	0	26
at Wake Forest [^]	40	5-9	4-8	0-0	0-1	1	3	2	1	3	14
Clemson [^]	36	5-13	3-9	4-4	0-1	1	4	5	0	1	17
North Carolina [^]	26	0-7	0-6	2-2	1-3	2	2	0	0	2	2
vs. Pitt [^]	32	6-10	5-8	2-2	0-1	1	1	1	0	0	19
vs. Fla. State [^]	32	0-6	0-2	0-0	1-3	3	1	0	0	0	0

[^] Denotes Game Started

Career Highs

Points	26
at Notre Dame (2-21-19)	
Rebounds	5
Pittsburgh (2-3-19)	
Wake Forest (1-24-19)	
Assists	4
Clemson (2-28-19)	
at Wisconsin (11-28-18)	
Steals	4
Miami (1-17-19)	
East Carolina (12-28-18)	
Field Goals Made	9
at Notre Dame (2-21-19)	
Field Goals Attempted	17
at Notre Dame (2-21-19)	
Field Goal Percentage800 (8-10)
at Boston College (1-31-19)	
Free Throws Made	5
East Carolina (12-28-18)	
Free Throw Percentage	1.000 (4-4)
Clemson (2-28-19)	
Three-Point Field Goals Made	8
at Notre Dame (2-21-19)	
Three-Point Field Goals Attempted	14
at Notre Dame (2-21-19)	

Career Statistics

YEAR	G-GS	MIN-AVG	FG-FGA	PCT	3P-3PA	PCT	FT-FTA	PCT	REB	AVG	PF-FO	AST	TO	BS	ST	PTS	AVG
2018-19	30-22	926/30.9	114-252	.452	73-164	.445	27-31	.871	56	1.9	41-0	51	76	5	30	328	10.9
Career	30-22	926/30.9	114-252	.452	73-164	.445	27-31	.871	56	1.9	41-0	51	76	5	30	328	10.9

Career ACC Regular Season Statistics

YEAR	G-GS	MIN-AVG	FG-FGA	PCT	3P-3PA	PCT	FT-FTA	PCT	REB	AVG	PF-FO	AST	TO	BS	ST	PTS	AVG
2018-19	16-11	497/31.1	66-149	.443	42-102	.412	11-12	.917	30	1.9	18-0	25	37	3	16	185	11.6
Career	16-11	497/31.1	66-149	.443	42-102	.412	11-12	.917	30	1.9	18-0	25	37	3	16	185	11.6

Career ACC Tournament Statistics

YEAR	G-GS	MIN-AVG	FG-FGA	PCT	3P-3PA	PCT	FT-FTA	PCT	REB	AVG	PF-FO	AST	TO	BS	ST	PTS	AVG
2018-19	2-2	64/32.0	6-16	.375	5-10	.500	2-2	1.000	4	2.0	4-0	2	1	0	0	19	9.5
Career	2-2	64/32.0	6-16	.375	5-10	.500	2-2	1.000	4	2.0	4-0	2	1	0	0	19	9.5

Career NCAA Tournament Statistics

YEAR	G-GS	MIN-AVG	FG-FGA	PCT	3P-3PA	PCT	FT-FTA	PCT	REB	AVG	PF-FO	AST	TO	BS	ST	PTS	AVG
2018-19	N/A																

Career Statistics Versus Ranked Opponents

YEAR	G-GS	MIN-AVG	FG-FGA	PCT	3P-3PA	PCT	FT-FTA	PCT	REB	AVG	PF-FO	AST	TO	BS	ST	PTS	AVG
2018-19	8-6	219/27.4	19-56	.339	13-36	.361	2-2	1.000	12	1.5	12-0	8	16	1	3	53	6.6
Career	8-6	219/27.4	19-56	.339	13-36	.361	2-2	1.000	12	1.5	12-0	8	16	1	3	53	6.6



Onome Akinbode-James

6-3 ▪ Sophomore ▪ F/C ▪ #24

Abeokuta, Nigeria

(Blair Academy - Blirstown, N.J.)

A tireless worker on the block and high post ... excellent offensive rebounder ... extremely athletic ... very quick down the floor ... excellent defender ... not afraid to get on the floor and hustle.

Duke Freshman Record Book:

Blocked 42 shots on the season to rank fourth, while her 63 offensive rebounds was 10th.

As a Freshman (2018-19):

As a rookie, saw action in all 30 games and started 22 contests ... made 13 straight starts to conclude the season ... averaged 4.0 points, 5.4 rebounds and 1.4 blocks per game ... her 1.4 blocks average ranked eighth in the ACC ... she averaged 1.8 blocks per game in ACC play ... posted her first collegiate double-double at Wisconsin with career highs in points (14) and rebounds (14) ... hit 6-of-12 field goals and had a career-high two steals as well ... on the road at Virginia, notched 10 points and six rebounds ... swatted 42 shots ... swatted a career-high six shots against Clemson, which tied for the ninth most in the Duke freshman record books ... blocked only six shots the first 10 games, but finished the season with 36 shots the final 20 contests.

Ranking:

No. 62 (All Star Girls Report), No. 76 (HoopGurlz/Girls Basketball Report), No. 104 (Prospects Nation), No. 112 (Blue Star Report)

High School/AAU:

As a senior, averaged 13.0 points, 11.8 rebounds and 2.2 blocks a game ... a two-time All-MAPL First Team selection ... NJSIAA First Team All-State as a junior and honorable mention as a senior ... MAPL All-Academic Team ... averaged 10.8 points, 12.0 rebounds and 2.3 blocks per game as a junior ... competed for her home country of Nigeria in the 2015 U-16 Afrobasket Championship ... the team won the silver medal and qualified for the U-17 World Championship ... lettered as a junior in track & field ... ran the 400m and threw the discus ... played AAU hoops for New Jersey Demons.

Personal:

Full name is Onome Mary Akinbode-James ... born on March 9, 2000 in Abeokuta, Ogun state, Nigeria ... daughter of Tina E. Oghuvwu ... has one sister, Ovoke C. Momoh (29) ... member of National Society of High School Scholars ... ACC Honor Roll selection in 2018-19.

Career Highs

Points 14
at Wisconsin (11-28-18)

Rebounds 14
Clemson (2-28-19)
at Wisconsin (11-28-18)

Assists 3
at Notre Dame (2-21-19)

Blocks 6
Clemson (2-28-19)

Steals 3
Elon (11-18-18)

Field Goals Made 6
at Wisconsin (11-28-18)

Field Goals Attempted 12
at Wisconsin (11-28-18)

Field Goal Percentage 1.000 (2-2)
Wake Forest (1-24-19)

Free Throws Made 3
at Wake Forest (2-24-19)
at Northwestern (11-11-18)

Free Throw Percentage 1.000 (2-2)
Pittsburgh (2-3-19)
at Wisconsin (11-28-18)

2018-19 - Freshman Year

	Min	FG-A	3G-A	FT-A	ORTOT	P	F	T	B	S	PTS
at Northwest^	16	1-4	0-0	3-4	2-2	4	2	2	0	1	5
at Maine^	19	1-2	0-0	0-0	0-3	2	1	1	0	0	2
Elon	24	2-4	0-0	0-2	3-6	2	0	2	4	3	4
vs. Wash.	15	0-0	0-0	0-0	1-3	1	0	3	0	2	0
vs. Ball State^	21	3-5	0-0	1-3	3-6	4	1	6	1	2	7
vs. Missouri^	26	2-5	0-0	1-2	4-11	3	0	4	0	0	5
at Wisconsin^	29	6-12	0-0	2-2	4-14	4	0	1	0	2	14
Marist^	12	1-2	0-0	1-1	2-4	4	1	0	0	0	3
UNLV^	27	1-6	0-0	1-2	3-7	1	1	2	1	0	3
at Oregon St.	9	1-1	0-0	0-0	0-1	1	0	0	0	0	2
East Carolina	23	3-5	0-0	0-0	3-8	3	1	4	3	0	6
FGCU^	14	1-6	0-0	0-1	3-6	1	0	3	0	0	2
at NC State	19	1-2	0-0	0-0	1-2	1	0	1	0	0	2
Louisville	12	0-0	0-0	1-2	1-4	2	0	2	2	1	1
at Ga. Tech^	13	1-3	0-0	0-0	0-1	2	0	1	1	0	2
Miami	3	0-1	0-0	0-0	0-0	2	0	1	0	0	0
at Florida St.	19	0-1	0-0	0-0	1-4	1	1	1	2	0	0
Wake Forest^	23	2-2	0-0	1-4	1-2	0	0	1	2	0	5
Syracuse^	16	1-1	0-0	0-0	1-2	0	0	0	0	0	2
at Boston Col.^	26	1-2	0-0	1-2	3-7	3	0	4	3	1	3
Pittsburgh^	23	2-4	0-0	2-2	2-5	4	0	4	2	1	6
at UNC^	28	3-5	0-0	0-0	4-8	5	2	2	2	0	6
at Virginia^	25	4-7	0-0	2-3	3-6	5	0	2	1	0	10
Virginia Tech^	27	0-3	0-0	0-0	1-6	0	1	0	1	1	0
at Notre Dame^	26	2-5	0-0	1-1	3-5	4	3	3	2	0	5
at Wake Forest^	24	3-7	0-0	3-5	2-9	2	0	2	3	1	9
Clemson^	37	2-3	0-0	0-0	5-14	3	1	1	6	2	4
North Carolina^	28	2-5	0-0	2-4	6-8	3	0	5	2	1	6
vs. Pitt^	24	2-3	0-0	0-0	0-3	0	1	3	5	1	4
vs. Fla. State^	18	1-3	0-0	0-0	1-4	3	0	0	0	0	2

^ Denotes Game Started

Career Statistics

YEAR	G-GS	MIN-AVG	FG-FGA	PCT	3P-3PA	PCT	FT-FTA	PCT	REB	AVG	PF-FO	AST	TO	BS	ST	PTS	AVG
2018-19	30-22	625/20.8	49-109	.450	0-0	.000	22-40	.550	161	5.4	70-2	16	61	42	20	120	4.0
Career	30-22	625/20.8	49-109	.450	0-0	.000	22-40	.550	161	5.4	70-2	16	61	42	20	120	4.0

Career ACC Regular Season Statistics

YEAR	G-GS	MIN-AVG	FG-FGA	PCT	3P-3PA	PCT	FT-FTA	PCT	REB	AVG	PF-FO	AST	TO	BS	ST	PTS	AVG
2018-19	16-12	348/21.8	24-51	.471	0-0	.000	13-23	.565	83	5.2	37-2	8	30	28	9	61	3.8
Career	16-12	348/21.8	24-51	.471	0-0	.000	13-23	.565	83	5.2	37-2	8	30	28	9	61	3.8

Career ACC Tournament Statistics

YEAR	G-GS	MIN-AVG	FG-FGA	PCT	3P-3PA	PCT	FT-FTA	PCT	REB	AVG	PF-FO	AST	TO	BS	ST	PTS	AVG
2018-19	2-2	42/21.0	3-6	.500	0-0	.000	0-0	.000	7	3.5	3-0	1	3	5	1	6	3.0
Career	2-2	42/21.0	3-6	.500	0-0	.000	0-0	.000	7	3.5	3-0	1	3	5	1	6	3.0

Career NCAA Tournament Statistics

YEAR	G-GS	MIN-AVG	FG-FGA	PCT	3P-3PA	PCT	FT-FTA	PCT	REB	AVG	PF-FO	AST	TO	BS	ST	PTS	AVG
2018-19	N/A																

Career Statistics Versus Ranked Opponents

YEAR	G-GS	MIN-AVG	FG-FGA	PCT	3P-3PA	PCT	FT-FTA	PCT	REB	AVG	PF-FO	AST	TO	BS	ST	PTS	AVG
2018-19	8-4	144/18.0	8-18	.444	0-0	.000	3-5	.600	33	4.1	15-0	4	11	6	1	19	2.4
Career	8-4	144/18.0	8-18	.444	0-0	.000	3-5	.600	33	4.1	15-0	4	11	6	1	19	2.4



Uchenna Nwoke
6-6 ■ Sophomore ■ C ■ #13
Grand Prairie, Texas
(South Grand Prairie H.S.)

Is aggressive... intimidating presence... can play block-to-block strong... intimidates on defense ... great shot blocker ... strong in the paint ... is difficult to defend.

As a Freshman (2018-19):

Saw action in eight games on the year ... suffered a left knee injury on Jan. 29 in practice and missed the remainder of the season ... scored two points and had one rebound in six minutes versus East Carolina.

Ranking:

No. 93 (All Star Girls Report), No. 141 (HoopGurlz/Girls Basketball Report) , No. 64 (Prospects Nation), No. 150 (Blue Star Report)

High School/AAU:

Averaged 7.6 points, 8.0 rebounds and 1.6 blocks as a senior ... collected four double-doubles on the year ... pulled down a season-high 12 rebounds against Irving MacArthur in January ... blocked a season-high four shots on two different occasions ... a two-time First Team All-District selection as a sophomore and junior at South Grand Prairie H.S. ... averaged 6.1 points as a junior ... Academic All-District honoree ... Honorable Mention All-District honors as a freshman ... a four-year letterwinner in basketball.

Personal:

Full name is Uchenna Nwoke ... born March 24, 2000 in Denver, Colo. ... daughter of Kenn and Nneka Nwoke ... has one brother, Chinez (25), and two sisters, Ijeoma (26) and Mmachi (21) ... her sister, Mmachi, is a senior on the NC State volleyball team.

Career Highs	
Points	2
East Carolina (12-28-18)	
Rebounds	1
three times - most recent	
Wake Forest (1-24-19)	
Assists	-
Blocks	-
Steals	1
Miami (1-17-19)	
Field Goals Made	1
East Carolina (12-28-18)	
Field Goals Attempted	3
East Carolina (12-28-18)	
Field Goal Percentage333
East Carolina (12-28-18)	
Free Throws Made	-
Free Throw Percentage	-

2018-19 - Freshman Year

	Min	FG-A	3G-A	FT-A	OR/TOT	P	F	A	T	B	S	PTS
at Northwest.												DNP - CD
at Maine												DNP - CD
Elon	1	0-0	0-0	0-0	0-0	0-0	1	0	1	0	0	0
vs. Wash.												DNP - CD
vs. Ball State	1	0-0	0-0	0-0	0-0	0-0	0	0	0	0	0	0
vs. Missouri												DNP - CD
at Wisconsin												DNP - CD
Marist												DNP - CD
UNLV	1	0-0	0-0	0-0	0-0	0-0	0	0	0	0	0	0
at Oregon St.	3	0-1	0-0	0-0	1-1	0-0	0	0	1	0	0	0
East Carolina	6	1-3	0-0	0-0	0-1	0-0	0	0	0	0	0	2
FGCU												DNP - CD
at NC State												DNP - CD
Louisville												DNP - CD
at Ga. Tech	3	0-0	0-0	0-0	0-0	0-0	1	0	0	0	0	0
Miami	4	0-0	0-0	0-0	0-0	0-0	0	0	1	0	1	0
at Florida St.												DNP - CD
Wake Forest	3	0-0	0-0	0-0	1-1	1	0	0	0	0	0	0
Syracuse												DNP - CD
at Boston Col.												DNP - Injured
Pittsburgh												DNP - Injured
at UNC												DNP - Injured
at Virginia												DNP - Injured
Virginia Tech												DNP - Injured
at Notre Dame												DNP - Injured
at Wake Forest												DNP - Injured
Clemson												DNP - Injured
North Carolina												DNP - Injured
vs. Pitt												DNP - Injured
vs. Fla. State												DNP - Injured

^ Denotes Game Started

Career Statistics

YEAR	G-GS	MIN-AVG	FG-FGA	PCT	3P-3PA	PCT	FT-FTA	PCT	REB	AVG	PF-FO	AST	TO	BS	ST	PTS	AVG
2018-19	8-0	20/2.5	1-4	.250	0-0	.000	0-0	.000	3	0.4	3-0	0	3	0	1	2	0.3
Career	8-0	20/2.5	1-4	.250	0-0	.000	0-0	.000	3	0.4	3-0	0	3	0	1	2	0.3

Career ACC Regular Season Statistics

YEAR	G-GS	MIN-AVG	FG-FGA	PCT	3P-3PA	PCT	FT-FTA	PCT	REB	AVG	PF-FO	AST	TO	BS	ST	PTS	AVG
2018-19	3-0	9/3.0	0-0	.000	0-0	.000	0-0	.000	1	0.3	2	0	1	0	1	0	0.0
Career	3-0	9/3.0	0-0	.000	0-0	.000	0-0	.000	1	0.3	2	0	1	0	1	0	0.0

Career ACC Tournament Statistics

YEAR	G-GS	MIN-AVG	FG-FGA	PCT	3P-3PA	PCT	FT-FTA	PCT	REB	AVG	PF-FO	AST	TO	BS	ST	PTS	AVG
2018-19		DNP-Injured															

Career NCAA Tournament Statistics

YEAR	G-GS	MIN-AVG	FG-FGA	PCT	3P-3PA	PCT	FT-FTA	PCT	REB	AVG	PF-FO	AST	TO	BS	ST	PTS	AVG
2018-19		N/A															

Career Statistics Versus Ranked Opponents

YEAR	G-GS	MIN-AVG	FG-FGA	PCT	3P-3PA	PCT	FT-FTA	PCT	REB	AVG	PF-FO	AST	TO	BS	ST	PTS	AVG
2018-19	1-0	2/2.0	0-1	.000	0-0	.000	0-0	.000	1	1.0	0-0	0	1	0	0	0	0.0
Career	1-0	2/2.0	0-1	.000	0-0	.000	0-0	.000	1	1.0	0-0	0	1	0	0	0	0.0



Mikayla Boykin

5-9 ■ R-Freshman ■ G ■ #12

Clinton, N.C.
(Clinton)

Is very physically strong ... is strongest guard to come into Duke ... is one of the best passing guards, has Chelsea Gray like vision on the court ... outstanding range with an excellent three-ball ... has a killer mentality and is not afraid of anything.

As a Redshirt Freshman (2018-19):

Missed the first seven contests of the season recovering from a torn ACL ... once returning, saw action in only eight contests ... reinjured her knee against Miami on Jan. 17, 2019 and missed the remainder of the season ... made five starts ... scored double-digits in four of the eight games played ... averaged 9.4 points, 4.5 assists, 4.1 rebounds and 2.0 steals ... dished a career-high 11 assists against Georgia Tech, which matched a Duke freshman record and was the most by a freshman in the ACC in 2018-19 ... turned in a season-high 13 points at ninth-ranked NC State as she drained three three-pointers in the first half ... collected a career-high five steals against UNLV in her first game of the season.

As a Freshman (2017-18):

Played in the first 10 contests, while making eight starts ... sidelined with a torn ACL in her left knee in the Winthrop contest on Dec. 10 ... scored a career-high 12 points in the season opener at Grand Canyon ... a preseason ACC Newcomer Watch List selection ... hit 6-of-18 three-pointers ... dished 32 assists to only 20 turnovers for a 1.6 assist/turnover ratio ... drained 10-of-14 free throws for a 71.4 percentage ... dished a career-high seven assists against High Point ... averaged 4.6 points, 3.2 assists, 3.2 rebounds and 1.2 steals in 10 games ... drained two big three-pointers to start the game against 17th-ranked Oregon State.

Ranking:

No. 5 (All Star Girls Report), No. 20 (espnW HoopGurlz/Girls Basketball Report), No. 18 (Blue Star Report), No. 40 (Prospects Nation)

High School/AAU:

Gatorade North Carolina Player of the Year ... North Carolina Miss Basketball ... American Family Insurance All-USA North Carolina Girls Basketball First Team ... helped lead her Clinton H.S. squad to the North Carolina 2A State Championship and received Kay Yow State Championship game MVP with 31 points ... Most Outstanding Player of the Carolina All-Star Basketball Classic ... averaged 37.4 points, 13.7 rebounds and 6.5 assists, 5.6 steals, as a senior ... named High School OT Female Athlete of the Year ... received the Farm Bureau Insurance Sportsmanship Award in 2016-17 ... two-time MaxPreps Player of the Week ... 2016-17 MaxPreps Girls Basketball All-American Fifth Team ... earned the NCHSAA Performance of the Week Award ... NCBCA & District 4 Player of the Year ... First Team NCBCA All-State ... District 4 First Team All-District ... Four County Conference Player of the Year ... Four County All-Conference ... Sampson County Player of the Year ... First Team All-County ... received the John Wall Holiday Invitational MVP ... tied the state record with three quadruple-doubles ... set the North Carolina single-season scoring record with 1,159 points ... broke the state single-game scoring record twice with 62 and 63 points ... featured a state record three consecutive games with 50 or more points ... her two games with 60 or more points was also a state record ... her five games with 50 or more points and her 428 made field goals were state records ... finished her high school career with 1,845 points in only two seasons due to injuries ... her 31.8 career scoring average ranked second in state history

... her 37.6 points a game as a senior ranks second all-time in North Carolina history, while her 116 three-pointers ranked third ... collected 25 games with 30 or more points and 10 contests with 40 or more ... turned in 28 double-doubles and eight triple-doubles as a senior ... suffered a torn ACL in the summer following her freshman season and had a setback in the spring of 2016 as she was preparing for USA Basketball trials ... missed her sophomore and junior seasons of high school with the injuries ... an all-district selection as a freshman, after averaging 25.4 points, 9.2 rebounds, 7.0 steals and 4.6 assists a contest ... notched seven games with 30 or more points, including a career-high 38 on two different occasions ... collected 15 double-doubles.

Personal:

Full name is Mikayla Niyel Boykin ... born in Clinton, N.C., on May 18, 1999 ... daughter of Timothy & Nicole Boykin ... has two brothers, Michael (20) and Marcus (17), along with one sister, Adrianna (14) ... her brother, Michael, is a senior on the Barton College men's basketball team ... member of the CTE Honors Society and Beta Club ... an ACC Honor Roll selection in 2017-18 and 2018-19 ... majoring in sociology, while obtaining a markets and management certificate.

Career Highs

Points 13
at N.C. State (1-3-19)

Rebounds 7
vs Winthrop (12-10-17)

Assists 11
at Georgia Tech (1-10-19)

Steals 5
UNLV (12-6-18)

Field Goals Made 5
three times - most recent
at N.C. State (1-3-19)

Field Goals Attempted 13
at N.C. State (1-3-19)
at Grand Canyon (11-12-17)

Field Goal Percentage600 (3-5)
vs. Winthrop (12-10-17)

Free Throws Made 2
seven times - most recent
Louisville (1-6-19)

Free Throw Percentage 1.000 (2-2)
five times - most recent
Louisville (1-6-19)

Three-Point Field Goals Made 3
at N.C. State (1-3-19)

Three-Point Field Goals Attempted 7
at N.C. State (1-3-19)

2018-19 - R-Freshman Year

	Min	FG-A	3G-A	FT-A	OR/TOT	PFA	T	B	S	PTS	
at Northwest.		DNP	-	Injured							
at Maine		DNP	-	Injured							
Elon		DNP	-	Injured							
vs. Wash.		DNP	-	Injured							
vs. Ball State		DNP	-	Injured							
vs. Missouri		DNP	-	Injured							
at Wisconsin		DNP	-	Injured							
Marist		DNP	-	CD							
UNLV	20	4-8	1-3	2-2	1-4	0	6	3	0	5	11
at Oregon St.	37	5-10	0-2	0-2	0-6	1	1	1	0	0	10
East Carolina^	22	4-10	1-5	0-0	0-4	2	2	5	0	2	9
FGCU	33	4-7	0-2	2-4	0-3	3	7	1	0	2	10
at NC State^	37	5-13	3-7	0-0	1-3	1	2	6	0	4	13
Louisville^	36	3-12	0-1	2-2	2-5	1	5	5	0	1	8
at Ga. Tech^	37	4-10	1-4	0-0	1-5	3	11	5	0	2	9
Miami^	14	2-5	1-2	0-0	1-3	0	2	1	0	0	5
at Florida St.		DNP	-	Injured							
Wake Forest		DNP	-	Injured							
Syracuse		DNP	-	Injured							
at Boston Col.		DNP	-	Injured							
Pittsburgh		DNP	-	Injured							
at UNC		DNP	-	Injured							
at Virginia		DNP	-	Injured							
Virginia Tech		DNP	-	Injured							
at Notre Dame		DNP	-	Injured							
at Wake Forest		DNP	-	Injured							
Clemson		DNP	-	Injured							
North Carolina		DNP	-	Injured							
vs. Pitt		DNP	-	Injured							
vs. Fla. State		DNP	-	Injured							

^ Denotes Game Started

2017-18 - Freshman Year

	Min	FG-A	3G-A	FT-A	OR/TOT	PFA	T	B	S	PTS	
at GCU^	32	5-13	2-4	0-0	1-3	2	1	1	0	1	12
High Point^	29	0-1	0-1	2-4	1-5	2	7	4	0	3	2
at Villanova^	29	1-7	0-1	1-2	2-2	3	2	4	0	1	3
at ODU^	31	1-10	0-1	2-2	1-3	2	4	0	0	1	4
Oregon State^	31	2-4	2-3	0-0	0-2	1	4	2	0	3	6
Presbyterian^	17	1-4	0-1	0-0	1-3	1	2	1	0	0	2
Ohio State^	22	1-1	0-0	2-2	1-2	2	3	2	0	1	4
at S.Carolina^	17	0-4	0-2	1-2	0-2	0	4	2	0	0	1
UNCG	19	1-4	1-3	2-2	2-3	1	3	2	0	1	5
Winthrop	13	3-5	1-2	0-0	4-7	3	2	2	0	1	7
Maine		DNP	-	Injured							
Wyoming		DNP	-	Injured							
Liberty		DNP	-	Injured							
at Miami		DNP	-	Injured							
at Louisville		DNP	-	Injured							
NC State		DNP	-	Injured							
at Wake Forest		DNP	-	Injured							
Virginia		DNP	-	Injured							
at Va. Tech		DNP	-	Injured							
at UNC		DNP	-	Injured							
Boston College		DNP	-	Injured							
at Pittsburgh		DNP	-	Injured							
Georgia Tech		DNP	-	Injured							
Notre Dame		DNP	-	Injured							
Wake Forest		DNP	-	Injured							
at Clemson		DNP	-	Injured							
at Syracuse		DNP	-	Injured							
Florida State		DNP	-	Injured							
North Carolina		DNP	-	Injured							
vs. NC State		DNP	-	Injured							
vs. Belmont		DNP	-	Injured							
at Georgia		DNP	-	Injured							
vs. UConn		DNP	-	Injured							

Career Statistics

YEAR	G-GS	MIN-AVG	FG-FGA	PCT	3P-3PA	PCT	FT-FTA	PCT	REB	AVG	PF-FO	AST	TO	BS	ST	PTS	AVG
2017-18	10-8	240/24.0	15-53	.283	6-18	.333	10-14	.714	32	3.2	17-0	32	20	0	12	46	4.6
2018-19	8-5	236/29.5	31-75	.413	7-26	.269	6-10	.600	33	4.1	11	0	36	27	0	16	9.4
Career	18-13	476/26.4	46-128	.359	13-44	.295	16-24	.667	65	3.6	28-0	68	47	0	28	121	6.7

Career ACC Regular Season Statistics

YEAR	G-GS	MIN-AVG	FG-FGA	PCT	3P-3PA	PCT	FT-FTA	PCT	REB	AVG	PF-FO	AST	TO	BS	ST	PTS	AVG
2017-18		DNP - Injured															
2018-19	4-4	124/31.0	14-40	.350	5-14	.357	2-2	1.000	16	4.0	5-0	20	17	0	7	35	8.8
Career	4-4	124/31.0	14-40	.350	5-14	.357	2-2	1.000	16	4.0	5-0	20	17	0	7	35	8.8

Career ACC Tournament Statistics

YEAR	G-GS	MIN-AVG	FG-FGA	PCT	3P-3PA	PCT	FT-FTA	PCT	REB	AVG	PF-FO	AST	TO	BS	ST	PTS	AVG
2017-18		DNP - Injured															
2018-19		DNP - Injured															

Career NCAA Tournament Statistics

YEAR	G-GS	MIN-AVG	FG-FGA	PCT	3P-3PA	PCT	FT-FTA	PCT	REB	AVG	PF-FO	AST	TO	BS	ST	PTS	AVG
2017-18		DNP - Injured															
2018-19		N/A															

Career Statistics Versus Ranked Opponents

YEAR	G-GS	MIN-AVG	FG-FGA	PCT	3P-3PA	PCT	FT-FTA	PCT	REB	AVG	PF-FO	AST	TO	BS	ST	PTS	AVG
2017-18	3-3	70/23.3	3-9	.333	2-5	.400	3-4	.750	6	2.0	3-0	11	6	0	4	11	3.7
2018-19	3-2	110/36.7	13-35	.371	3-10	.300	2-4	.500	14	4.7	3-0	8	12	0	5	31	10.3
Career	6-5	180/30.0	16-44	.363	5-15	.333	5-8	.625	20	3.3	6-0	19	18	0	9	42	7.0



Azana Baines

6-1 ■ Freshman ■ G ■ #11
Blackwood, N.J.
(Gloucester Catholic)

Is a take-on artist and has the ability to score one on one ... can take the ball off the bounce aggressively ... can shoot the three ball ... is very aggressive ... is a pure shooter ... is an attacking offensive player.

Ranking:

No. 24 (All-Star Girls Report), No. 33 (Prospects Nation), No. 64 (Collegiate Girls Report), No. 121 (Blue Star Report)

High School/AAU:

The 2019 Courier Post, Gloucester County Times and Al Carino Basketball Club Player of the Year ... one of five finalists for the New Jersey State Player of the Year ... closed her high school career with 1,751 points ... averaged 20.0 points, 9.8 rebounds, 1.4 steals and 3.7 assists as a senior ... collected 12 games with 20 or more points and two contests with 30 or more ... scored a season-high 30 points ... hit 55.0 percent from the field and 50.0 percent from three-point land ... notched 19 double-doubles over three seasons with Gloucester Catholic ... 2017-18 South Jersey Times Girls Basketball and Courier Post Player of the Year ... South Jersey MVP in 2017-18 ... an All-Non-Publis First Team selection in 2018 ... earned Second Team All-State in 2018 ... averaged 20.1 points, 6.0 rebounds, 3.4 assists, 3.1 steals and 2.3 blocks a contest as a junior ... collected 13 contests with 20 or more points ... scored a career-high 30 points ... posted five double-doubles ... pulled down a season-high 15 rebounds ... helped her squad to the Books & Basketball Association Run 4 Roses Platinum Division Championship in 2018 ... selected the Run 4 Roses 16U Attitude Division 2018 All-Tournament Team and Most Valuable Player ... as a sophomore, averaged 15.7 points and 4.3 rebounds ... notched a season-high points of 29 against ... collected seven double-doubles on the year ... had four games with 20 or more points.

Personal:

Full name is Azana N. Baines ... born on Sept. 23, 2001 in Vorhees, N.J. ... daughter of Charles Cordy and Erika Baines ... has six sisters, Mystique (24), Khaaliyah (23), Anisa (17), Ajan'ee (14), Alonsa (12) and Adaya (10).



Jada Claude

6-0 ■ Freshman ■ G/F ■ #4
Fayetteville, Ga.
(Whitewater)

Has a nose for the ball, rebounds aggressively and finds the ball ... a hard worker ... one of the best rebounders on the team ... has an excellent short jumper and gives us quickness in the post.

High School/AAU:

Region, County and Georgia Athletic Coaches Association (GACA) All-State 5A South Player of the Year in 2018-19 ... averaged 20.2 points, 14.4 rebounds, 3.0 assists and 2.8 blocks per game ... completed her high school career as the only player in school history with over 1,000 points, 1,000 rebounds and 250 blocked shots for both boys and girls ... tallied 1,382 points, 1,217 rebounds, 254 blocks and 149 steals over her four seasons with Whitewater ... added 52 double-doubles over her career ... received GHSA All-State Class 5A, Atlanta Journal Constitution (AJC) All-Metro and AJC All-State First Team accolades ... earned GHSA All-State Class 5A Best Rebounder ... notched 22 double-doubles ... registered four games with over 20 points and 20 rebounds and two contests with more than 30 points and 20 rebounds ... totaled 10 games with 20 or more points and three 30-point contests ... registered a career-high 38 points in January against Jonesboro to go along with 23 rebounds, five blocked shots and one assist ... pulled down 20 or more rebounds in five games, including a career-high 26 versus Griffin ... swatted 70 shots on the year with a season-high five on four different occasions ... averaged 15.6 points, 10.8 rebounds, 2.1 assists, 1.8 blocks and 1.8 steals as a junior ... selection Region Player of the Year, County Defensive Player of the Year, GACA All-State 5A South Team, AJC All-State Second Team and AJC All-Metro Second Team ... averaged 11.7 points, 11.3 rebounds, 2.4 blocks and 2.1 steals her sophomore year earning All-Region First Team and County Defensive Player of the Year ... notched 12 double-doubles as a junior and 11 as a sophomore ... as a freshman, Claude earned County Freshman Player of the Year and All-Region Second Team, after averaging 7.7 points, 10.4 rebounds and 3.0 blocked shots ... her 81 blocks as a rookie was her high school freshman record for boys and girls ... posted seven double-doubles and swatted a career-high 10 blocked shots in a game against Fayette.

Personal:

Full name is Jada Leonne Claude ... born November 18, 2000 in Arlington, Va. ... daughter of Yves B. Claude and Kathy Cristian along with Charise Claude (stepmom) ... has one brother, Isaiah (19).



Jennifer Ezeh

6-3 ■ Freshman ■ F ■ #13
Nibo, Anambra State, Nigeria
(New Hope Academy [Md.]

Is just a banger, a tall post who's not afraid to play physical ... is one of Duke's most physical players ... a great rebounder, short blocker and high post scorer ... can hit the short corner and is extremely aggressive ... arrived at Duke in August of 2019 with a torn ACL and meniscus and had surgery Sept. 13.

Ranking:

No. 62 (All-Star Girls Report), No. 80 (Collegiate Girls Report), No. 103 (Blue Star Report), No. 111 (Prospects Nation)

High School/AAU:

NACA Basketball All-America in 2019 ... an All-Metropolitan Girls Basketball Player in 2019 ... helped lead New Hope Academy to the 2019 National Championship with a 45-34 victory over St. John's ... as a senior, averaged 15.5 points and 10.1 rebounds ... swatted 30 shots and had five double-doubles on the season ... GIECO Nationals All-Tournament Award in 2019 ... selected to the Rose Classic and Allen Hoops Feast All-Tournament Teams in 2018 ... averaged 12.0 points and 11.0 rebounds as a junior ... McDonald's All-America nominee ... earned Rose Classic First Team All-Tournament Team honors ... averaged 8.0 points and 10.2 rebounds as a sophomore ... competed on the Nigerian Youth National Team ... BWGIT All-Tournament Award in 2017.

Personal:

Full name is Jennifer Adaezeh Ezeh ... born on Nov. 7, 2000 in Abuja, Nigeria ... daughter of Shadrach and Nkiru Ezeh ... has three brothers, Chidi, Charles and Obinna ... has two sisters, Rachel and Joy.



Jaida Patrick

6-0 ■ Freshman ■ G/F ■ #0
West Haverstraw, N.J.
(Saddle River Day)

A slasher and looks to go hard to the rack ... is very aggressive ... working on her pull-up jumper and her three point shot ... one of Duke's better defenders ... can put pressure on the ball ... a very athletic guard that really helps us defensively.

Ranking:

No. 23 (All-Star Girls Report), #38 (Prospect Nation), No. 57 (Collegiate Girls Report), No. 115 (Blue Star Report)


High School/AAU:

Averaged 15.3 points, 11.7 rebounds, 5.8 steals, 3.5 assists and 2.7 blocks in 16 games ... had to sit out first half of the season, before becoming eligible ... collected 16 points and 10 boards to guide Saddle River Day to its fourth straight Bergen County title ... helped her squad capture their second Non-Public B Group title and reached the championship of the Tournament of Champions for the first time in school history ... in the Non Public B playoffs, totaled two double-doubles, including 23 points, 18 rebounds, seven steals and four blocks against Patrick School ... finished her career with 1,108 career points and 798 rebounds in high school ... registered a career-high 24 points against Manchester Township in the TOC semifinals ... totaled nine double-doubles and a triple-double versus Lodi Immaculate with 17 points, 15 rebounds and 10 steals ... earned NJ.com Third Team All-State, First Team All-County and the New Jersey Sports Zone All-State Team ... chosen to participate in the 2018 Slam Summer Class All-Star Team ... averaged 14.8 points, 11.0 rebounds, 5.6 assists, 4.6 steals and 3.0 blocks a game as a junior ... collected 12 double-doubles, seven triple-doubles and one quadruple-double with 17 points, 15 rebounds, 11 steals and 10 assists ... in the state of New Jersey, her 5.6 assists ranked No. 9 overall ... notched a season-high 23 points on two different occasions against Blair and Hudson Catholic ... dished a career-high 16 assists against University ... totaled 10 or more steals five times and 10 or more assists five games as well ... as a sophomore, averaged 8.3 points, 5.1 rebounds, 2.5 assists, 2.4 steals and 1.0 blocks a game ... helped team reach the Federation AA Final ... earned NYSSWA Sixth Team Class AA All-State ... averaged 10.6 points, 7.5 rebounds, 3.3 steals, 3.0 assists and 1.1 blocks as a freshman ... tallied a double-double against Clarkstown North with a season-high 20 points and 10 rebounds ... notched double-digit scoring in 13 contests ... helped high school team to its first Class AA Sectional Final since 2001 by scoring game-high 17 points in the Class AA semifinal ... All-Section Honorable Mention and Section 1 All-League honors ... played for the NJ Sparks travel team that captured the Nike Rose Classic Spring Championship in 2018, while earning Second Team All-Tournament honors.

Personal:


Full name is Jaida Patrick ... born on Dec. 19, 2000 ... daughter of Derrick Patrick and Monique Andean ... has one brother, Jordan (20), who is a junior on the Cornell University football team ... has one sister, Janai (21) ... selected to the Dean's List and graduated with honors from Saddle River Day.

Which teammate takes the most selfies?




Player	Votes
Jaida Patrick	7
Jade Williams	5
J. Ezeh, M. Goodchild, U. Nwoke	1

Which player is most likely to audition for The Bachelor?




Player	Votes
Jade Williams	4
Jaida Patrick	3
J. Claude, H. Gorecki	2
Jayda Adams	1

Whose life can you keep up-to-date on solely watching her Snapchat or Instagram stories?




Player	Votes
Jada Claude	6
Miela Goodchild	4
Jaida Patrick	2
Mikayla Boykin	1

Who talks the most about her high school days?




Player	Votes
Jayda Adams	8
A. Baines, J. Williams, M. Boykin	1

Who is the best dressed one on the team?




Player	Votes
Jaida Patrick	8
Jayda Adams	2
M. Goodchild, H. Gorecki	1

Which teammate studies the most?




Player	Votes
Emily Schubert	10
Onome Akinbode-James	6

Who is the team's best singer?




Player	Votes
Uchenna Nwoke	10
Jayda Adams	3

Who is the most competitive (hates losing the most)?




Player	Votes
Kyra Lambert	10
Haley Gorecki	2
Jade Williams	1

Which teammate makes you laugh the hardest?




Player	Votes
Leaonna Odom	6
Uchenna Nwoke	3
H. Gorecki, M. Boykin, J. Williams, J. Patrick, O. Akinbode-James	1

Who would win \$1 million on Survivor?




Player	Votes
Onome Akinbode-James	7
Jayda Adams	2
K. Lambert, L. Odom, E. Schubert, M. Goodchild	1

Which teammate would you want to take a half-court shot to win the game?




Player	Votes
Mikayla Boykin	8
Miela Goodchild	5

Who has the biggest sweet tooth?



Player	Votes
Emily Schubert	4
J. Patrick, J. Williams	2
J. Claude, L. Odom, M. Goodchild	1

Who is the biggest social media addict?




Player	Votes
Miela Goodchild	4
Jade Williams	3
A. Baines, J. Claude	2
J. Patrick, M. Boykin	1

Which player could win on "Jeopardy"?



Player	Votes
Onome Akinbode-James	7
Emily Schubert	3
Kyra Lambert	2
H. Gorecki, L. Odom	1

Who is the best locker room dancer?



Player	Votes
J. Adams, U. Nwoke	3
Jaida Patrick	2
M. Boykin, J. Claude	1

Who is the best locker room DJ?



Player	Votes
Azana Baines	5
Uchenna Nwoke	4
J. Adams, K. Lambert	1

Who has the best smile?




Player	Votes
Jaida Patrick	4
Azana Baines	2
J. Williams, E. Schubert, K. Lambert, H. Gorecki, L. Odom, U. Nwoke	1

Which teammate has the best Twitter feed?




Player	Votes
Haley Gorecki	3
O. Akinbode-James, U. Nwoke	2
J. Williams, J. Adams, K. Lambert, M. Boykin	1

Whose facial expressions are always meme-worthy?




Player	Votes
Uchenna Nwoke	5
Jade Williams	3
J. Adams, L. Odom	2
J. Patrick, M. Boykin	1

Which player will surprise people the most this year?




Player	Votes
Azana Baines	4
Leaonna Odom	3
Onome Akinbode-James	2
J. Patrick, U. Nwoke	1

Who has the craziest pregame ritual?




Player	Votes
Haley Gorecki	3
Leaonna Odom	2
O. Akinbode-James, U. Nwoke	1

Which teammate does the best Coach P impression?




Player	Votes
Mikayla Boykin	5
Leaonna Odom	4
Jayda Adams	3
Haley Gorecki	2

Which teammate spends the most time in the gym?




Player	Votes
Miela Goodchild	8
M. Boykin, K. Lambert	3
Haley Gorecki	2
L. Odom, O. Akinbode-James	1

Who is most likely to become the first female President?



Player	Votes
Kyra Lambert	7
Onome Akinbode-James	3
Emily Schubert	2
Jennifer Ezeh	1

Which player is most likely to post a picture of her food?



Player	Votes
Jade Williams	8
Miela Goodchild	5
Jayda Adams	2
Kyra Lambert	1

Staff

Head Coach Joanne P. McCallie	34-38
Coach P Versus the Opponents	39-42
Coach P Versus the Conferences	43
Assistant Coach Sam Miller.....	44
Assistant Coach Jim Corrigan	45
Assistant Coach Wanisha Smith	46
Special Assistant Keturah Jackson.....	47
Bobby Sorrell	47
Kate Senger.....	48
Selena Castillo.....	48
Nina King	48
Ashleigh Beaver	49
Cat Lass	49
Roderick "R.J." Hunter.....	49
Jordan Busse.....	50
Lindy Brown.....	50
Heather Ryan	50
Managers	51
Practice Players.....	51
Support Staff.....	52
Director of Athletics Kevin White	53
Senior Administration.....	54



Joanne P. McCallie

Head Coach

13th Season at Duke

28th Year as a Head Coach

Northwestern, '87 ■ Auburn, '90

The ACC Coach of the Year in 2010, 2012 and 2013, head coach Joanne P. McCallie enters her 13th season at the helm of the Blue Devils' program.

In just 12 years, Coach P has guided the program to a 312-95 overall record, a 138-48 mark in ACC action and 10 NCAA Tournament selections, including a No. 1 seed in 2009 and four straight Elite Eight appearances from 2010-13. She led Duke to four consecutive ACC regular season titles in 2010, 2011, 2012 and 2013 and three ACC Championships in 2010, 2011 and 2013.

On the recruiting trail, McCallie brought in back-to-back No. 1 classes in 2010 and 2011, as well as the No. 1 class in 2015. She secured the No. 2 classes in 2013 and 2014. During her 12 seasons at Duke, McCallie has signed 15 different players who were named McDonald's All-America.

McCallie reached another milestone recently becoming the 15th fastest coach in NCAA history to reach the 600-win mark in 2017-18, doing it in only 821 contests. She netted 300 victories at Duke in only 382 contests in 2018-19, becoming the quickest ACC coach in league history to reach the 300-win plateau.

With the loss of point guards Mikayla Boykin and Kyra Lambert for the second straight season, Duke turned in a 15-15 record in 2018-19, but return 93.3 percent of its scoring in 2019-20 and are primed to be in the hunt nationally once again. Redshirt senior Haley Gorecki, who was a 2019 First Team All-ACC selection, headlines the returners, after turning in one of the best all-around seasons in Duke history.

In 2017-18, Duke made yet another appearance in the NCAA Regional, while notching a 24-9 overall record on a roster that featured two WNBA draft selections. Three-time All-America Lexie Brown was taken No. 9 overall by the Connecticut Sun, while Rebecca Greenwell was picked in the third round by the Washington Mystics.

After dealing with more injuries in 2015-16 and missing out on the NCAA Tournament, the Blue Devils responded with a 28-6 overall record in 2016-17 and hosted the NCAA Tournament first and second rounds. During a first round win against Hampton, Duke lost the services of starting point guard Kyra Lambert and then lost in the second round to a surging Oregon squad.

In 2014-15, injuries once again bit Duke as the team lost two Blue Devils to season-ending injuries -- Oderah Chidom and Lyneé Belton -- along with one transfer that left Duke with a limited roster. McCallie and the Blue Devils still managed to advance to the NCAA Sweet 16, while posting a 23-11 overall and 11-5 mark in the ACC. Elizabeth Williams was named the WBCA National Defensive Player of the Year and became the first Duke four-time Associated Press All-America. She went on to be the No. 4 overall selection in the WNBA Draft to the Connecticut Sun.

McCallie and the Blue Devils registered a 28-7 overall and 12-4 league mark in 2013-14, but were dealt with two devastating injuries to All-America point guards Chelsea Gray and Alexis Jones. The Blue Devils rebounded to advance to the ACC Championship game before falling in the second round of the NCAA Tournament. Elizabeth Williams earned ACC Defensive Player of the Year honors for the third straight year.

In the WNBA Draft, both Gray and Tricia Liston were selected in the first round by the Connecticut Sun and Minnesota Lynx, respectively.

During the season, McCallie reached the 500-win mark, joining a group of 29 other active coaches to reach the milestone.

In one of her best coaching jobs since arriving at Duke, Coach P led the Blue Devils to a 33-3 overall and 17-1 league mark in 2012-13. This all came after losing All-America point guard Chelsea Gray for the season on Feb. 17 against Wake Forest. Duke went on to win the ACC regular season title with an ACC-record 17-1 mark and claimed its eighth overall ACC Championship. The Blue Devils advanced to the NCAA Tournament Elite Eight before falling to top-seeded Notre Dame.

Gray went on to be named WBCA All-America, while Williams earned Associated Press All-America honors as well. Williams also secured ACC Defensive Player of the Year accolades for the second straight year. Rookie Alexis Jones stepped up once Gray went down with the injury and earned ACC Tournament MVP honors.

During the season, McCallie topped the 150-win mark at Duke, reaching the milestone in the third-quickest amount of games in Division I history (182). She was also the fastest female coach in history to reach 150 wins at an institution.

McCallie guided Duke to a 27-6 overall and 15-1 league mark in 2011-12, in a season that featured the loss of starters Richa Jackson and Chloe Wells as well as highly-ranked freshman Amber Henson. For the Blue Devils to win the ACC regular season title outright for the first time since the 2006-07 campaign, advance to the NCAA Elite Eight and net 15 league wins was one of her best coaching jobs

The Coach P File

Coaching Honors

National Coach of the Year

Associated Press	2005
<i>Basketball Times</i>	2005
Nike	2005

Conference Coach of the Year

Atlantic Coast Conference	2013, 2012, 2010
Big Ten	2005
America East	1999
North Atlantic	1996, 1995

Basketball Coaches Association of Michigan

College Coach of the Year

Michigan State	2005
----------------------	------

Coaching Highlights

NCAA National Championship Game	1
..... (2005)	
NCAA Final Four	1
..... (2005)	
NCAA Elite Eight	5
..... (2005, 2010, 2011, 2012, 2013)	
NCAA Sweet Sixteen	9
..... (2005, 2006, 2008, 2010, 2011, 2012, 2013, 2015, 2018)	
NCAA Tournament Bids	21
..... (1995, '96, '97, '98, '99, 2000, '03,	
..... '04, '05, '06, '07, '08, '09, '10, '11, '12, '13, '14, '15, '17, '18	

Record Breakdown

Overall	628-243 (27 Years)
Record at Duke	312-95 (12 Years)
Atlantic Coast Conference	138-48 (12 Years)
ACC Tournament	20-9 (12 Appearances)
NCAA Tournament	31-21 (21 Appearances)
Record at Michigan State	149-75 (7 Years)
Big Ten	68-44 (7 Years)
Record at Maine	167-73 (8 Years)
North Atlantic	48-14 (4 Years)
America East	61-11 (4 Years)
Home	341-81 (27 Years)
Away	206-118 (27 Years)
Neutral	81-46 (26 Years)

Accomplishments

- Inducted into the Maine Basketball Hall of Fame in August of 2014.
- Named the ACC Coach of the Year in 2010, 2012 and 2013.
- Led the Blue Devils to the 2010, 2011 and 2013 ACC Championship, which gave Duke the eighth conference title in school history.
- Guided the Blue Devils to at least the share of the ACC regular season title in four straight years from 2010-13.
- Has led Duke to 312 overall wins and 138 league victories in her 12 years with the Blue Devils.
- Became the 15th fastest women's basketball coach to reach 600 wins, accomplishing it in only 821 games. In terms of years it took to reach this milestone, she is tied for the 10th fastest to reach 600 wins.
- Brought in back-to-back No. 1 classes in 2010 and 2011 as well as the No. 1 class in 2015, while securing the No. 2 class in 2013 and 2014.
- Had five Blue Devils taken in the first round of the WNBA Draft since arriving at Duke, while a total of 10 Duke players have been drafted over the last 10 years.
- Collected 200 victories in only 240 games becoming the fourth-quickest Division I head coach to reach 200 wins at a school.
- Is the fastest ACC coach to reach 300 wins at an institution in only 382 games. Was the third-quickest NCAA Division I head coach to reach 150 wins at an institution doing so in only 182 games.
- Became the first Division I head coach to win a conference title in four different leagues - ACC, Big Ten, America East, North Atlantic.
- Won 82 games in her first three years at Duke, which is the second-most in NCAA Division I history by a coach in the first three years at a school.
- Is the second Division I head coach to be named conference coach of the year in four different conferences.
- Reached 100 wins at Duke in only 122 games, the second-quickest to ever reach 100 wins at a school.
- Led Duke to its 10th 30-win season out of the last 13 years in 2012-13.
- Became only the second Division I head coach to lead two different programs to 30-win seasons and lead two different programs to a No. 1 seed in the NCAA Tournament.
- Is one of only three Division I head coaches to guide three different programs to the NCAA Tournament.
- Coach P is one of only four head coaches in Division I history to lead three different programs to 25 or more wins in a single season.
- Won a gold medal as coach of the 2006 U20 National team and the 2007 U21 World Championship team.
- In 2005, led MSU to the Big Ten regular season and tournament championships and the NCAA National Championship game.

in her 20 years. Williams earned National Freshman of the Year and All-America accolades, while Gray was an All-America selection as well.

Duke also led the ACC in attendance with a 5,361 per game average in 2011-12.

In 2010-11, McCallie and the Blue Devils netted a 32-4 overall record, marking her second straight 30-win season at the helm at Duke. The Blue Devils posted 10 victories against ranked opponents, including victories against eventual national champion Texas A&M, fourth-ranked Xavier, 10th-ranked Kentucky and 10th-ranked DePaul. Senior Jasmine Thomas earned second team All-America and ACC Tournament MVP honors for the second consecutive year.

McCallie led the Blue Devils to a 17-0 mark at home in Cameron Indoor Stadium, which was just the third undefeated campaign at home in Duke's school history and the second under Coach P. The 17 wins was also a Blue Devil single-season record.

Duke boasted three student-athletes drafted in the WNBA Draft as Thomas was selected 12th overall to Seattle, while Karima Christmas was the 23rd pick by Washington and Krystal Thomas was the 36th selection by the Seattle Storm.

In 2009-10, McCallie led Duke to both the ACC regular season and ACC Tournament titles, while advancing to the NCAA Elite Eight. Along the way, she also became the first coach in Division I history to be crowned champion in four different conferences, as well as the second coach in NCAA I history to garner coach of the year accolades in four different leagues.

During her third season at Duke, Coach P guided the Blue Devils to a 30-6 overall record, both the ACC regular season and tournament titles and advanced to the NCAA Tournament Regional final. The 30-win season for Duke was the eighth over the last 10 years, as McCallie became just the second Division I coach to lead two different programs to 30-win campaigns.

The Blue Devils knocked off eight ranked teams under Coach P's guidance in 2009-10, while junior Jasmine Thomas earned All-America honors and was a finalist for National Player of the Year. Senior Joy Cheek became the 14th player drafted in Duke's history as she was taken with the 35th overall selection by the Indiana Fever.

During McCallie's first three years, she registered 82 victories marking the second-most wins by a head coach in the first three years at a school.

In 2008-09, McCallie led Duke to its 11th straight 25-win season, an appearance in the ACC Tournament Championship game as well as a No. 1 seed in the 2009 NCAA Tournament. Under Coach P's direction, the Blue Devils compiled a 14-0 record in Cameron Indoor Stadium, marking only the second time in school history the program has gone undefeated at home.

Duke collected wins over eight nationally ranked opponents including Stanford, Tennessee, North Carolina, Maryland and Florida State. The Blue Devils' undefeated home record was supported by an average of 6,655 fans, the second-highest average in school history, and Duke ended the season ranked No. 11 nationally in average attendance. The program continued its streak of NCAA Tournament appearances in 2008-09 under McCallie as Duke was selected to the "Big Dance" for the 15th consecutive time and the seventh time in school history as a No. 1 seed. McCallie coached seniors Chante Black and Abby Waner, who were selected in the WNBA Draft, becoming the 12th and 13th players drafted in Blue Devil history. Black and Waner were selected No. 10 and No. 21, respectively, in the WNBA Draft in April by the Connecticut Sun and New York Liberty.

In her first season with the Blue Devils in 2007-08, McCallie led Duke to its 10th straight 25-win season with an appearance in the ACC Championship game and a trip to the NCAA Tournament Sweet 16 in Oklahoma City, Okla., which marked the 11th consecutive appearance in the regional semifinals for the program. The NCAA Tournament appearance was its 14th straight and 15th overall tournament bid for the Blue Devils.

McCallie coached Duke's 11th player drafted to the WNBA as Wanisha Smith was selected in the second round (27th overall) by the New York Liberty. Duke also saw a rise in attendance in McCallie's first season. The Blue Devils ranked No. 10 nationally in attendance, while averaging a school-record 6,755 fans in 13 home contests.

McCallie has made her presence felt in the Durham and neighboring communities, as well as on campus. She has been the keynote speaker for the Durham Sports Club, Polka Dot Mama Melanoma Foundation, Durham Chamber of Commerce - Professional Women's Network, the Duke Club of Washington, D.C., Special Olympics, N.C. High School Coaches Association, Hospice, the Hays Barton United Methodist Church and the Raleigh Sports Club. She participated in a panel discussion on campus for Women at Duke. She has also participated

in the Duke Children's Hospital Radiothon as well as being a spokeswoman for Duke Women's Health. A huge advocate for youth development, McCallie and the Duke women's basketball team have developed a relationship with a local non-profit organization, The Emily K Center, by participating in after school leadership programs. In addition, Duke hosted the 2010 and 2013 Jimmy V Women's Basketball Classic as part of Jimmy V Week, an initiative that benefits the V Foundation for Cancer Research. McCallie's four-year term on the WBCA Board of Directors concluded in August of 2015.

In addition to being the national chairperson for the Duke Cancer Fund, Coach P and the Blue Devils have community partnerships in the surrounding area they help with each year -- Duke Cancer Institute, The Ronald McDonald House, Duke Children's Hospital, Duke Women's Health, Melanoma Research Alliance and the Emily Krzyzewski Center -- while also participating in other activities to help the community.

Spearheading awareness for mental health, McCallie helped organize a Mental Wealth Day Jan. 27, 2019 at Duke in partnership with The Jed Foundation and Duke University CAPS. In conjunction with the game against Syracuse, there were workshops on relevant mental health topics including a mindfulness training and sharing real life stories of current and former athletes, including former collegiate and WNBA legend and JED Ambassador, Chamique Holdsclaw. Holdsclaw participated as the pre-game keynote speaker, discussing her personal experience with mental health and her advocacy for JED.

Coach P added another to her already impressive resume in 2012 as she published the book "Choice Not Chance." Over her 27-year coaching career, McCallie has developed and refined the "Choice Not Chance" philosophy that focuses teaching her players and kids at large how to think and focus on making correct choices in life. Choice Not Chance highlights the lessons she has learned throughout her life such as "Going against the grain," "Never become satisfied," and "Enjoying the prospect of getting better daily."

With a foreword by Duke head men's basketball coach Mike Krzyzewski, the book has received acclaim from other public figures including Hall of Fame women's basketball coach Joe Ciampi, two U.S. Senators and Duke University Vice President and Director of Athletics Kevin White.

Another tradition introduced in McCallie's first season was the Coach P Radio Show, a first for the women's basketball program at Duke. The show is hosted by Chris Edwards on 620 AM The Bull, and performed live once a month during the season.

In October 2008, embracing McCallie's vision, the program launched its first True Blue Golf Classic. The Duke University Golf Club played host to 112 golfers, in an effort to raise money for the program. The classic continues to this day.

Coach P has an undying passion to develop people into winners. She is only one of four coaches who have taken three different programs to the NCAA Tournament. McCallie is also one of two coaches to guide her teams to a No. 1 seed in the NCAA Tournament at two different schools. She has three National Championship game appearances in her career and has been named conference coach of the year five times. Coach P has coached 13 players who have received All-America honors. In her 27-year head coaching career, her teams have reached 20 wins 21 times.

Player development is a key component to Coach P's philosophy. During McCallie's career she has seen 14 of her former players go on to play professionally. Eight players have been first round WNBA Draft picks: Cindy Blodgett, Kristin Haynie, Elizabeth Shimek, Chante Black, Jasmine Thomas, Chelsea Gray, Tricia Liston, Elizabeth Williams and Lexie Brown. In the WNBA offseason, these players, as well as Odeerah Chidom, Kendall Cooper, Haley Peters, Joy Cheek, Bridgette Mitchell, Kathleen Scheer, Shay Selby, Carrem Gay, Lindsay Bowen, Kelli Roehrig and Lorenda Haynes have enjoyed an overseas experience playing in countries such as Israel, Australia, Russia, Greece, France, Denmark along with others. Coach P does not only produce great professional players, she also prepares players to be great coaches. Katie Abrahamson-Henderson, a former assistant coach at Michigan State under McCallie, is currently the head coach at Central Florida. Three others are head coaches at the D-I level -- Felisha Legette-Jack (Buffalo), Darren Bennett (Skidmore) and Samantha Williams (Eastern Kentucky).

With Team USA, McCallie coached the FIBA U-21 World Championship team in Moscow, Russia from June 29 - July 8, 2007, where she led the USA squad to an 8-0 record and won the gold medal. Her team of college stars, including former Blue Devil Abby Waner, captured nine USA Basketball U-21 records by registering a 30.0 point average margin of victory, scoring 93 points per game, netting the highest three-point percentage and field goals during the championship. Defensively, three players sit atop the blocked shots charts and four out of five of the top rebounders were members of this team. Over the summer of 2006, McCallie guided the USA Basketball

McCallie Coaching Tree

Katie Abrahamson-Henderson - Head Coach - Central Florida
Associate head coach under McCallie at Michigan State from 2000-02
Assistant coach under McCallie at Maine from 1992-94

Felisha Legette-Jack - Head Coach - Buffalo
Assistant coach with McCallie from 2000-02 at Michigan State

Jennifer Pruett - Head Coach - Saginaw Valley State Univ.
A letterwinner at Michigan St. under McCallie in 2005-06

Trisha Stafford-Odom - Head Coach - N.C. Central
Assistant Coach at Duke under McCallie from 2009-11

AnnMarie Gilbert - Head Coach - Virginia Union
Assistant Coach at Michigan State under McCallie from 2002-07

Amy Vachon - Head Coach - Maine
Played under McCallie at Maine from 1996-2000

Samantha Williams - Head Coach - Eastern Kentucky
Assistant Coach at Duke under McCallie from 2007-11

Rene Haynes - Head Coach - LIU Brooklyn
Assistant Coach at Duke under McCallie from 2014-19
Played at Michigan State under McCallie from 2003-07

Candice Jackson - Assistant Coach - Buffalo
Assistant Coach at Duke under McCallie from 2011-14
Letterwinner at Michigan State under McCallie in 2000-04

Darren Bennett - Assistant Coach - Boston University
Assistant coach with McCallie from 2003-04 at Michigan State

Cindy Blodgett - Head Coach - Lincoln School High School
Four-time letterwinner who led the NCAA in scoring her sophomore and junior years at Maine under McCallie

Niya Butts - Assistant Coach - Kentucky
Assistant coach with McCallie from 2002-03 at Michigan State

Joy (Cheek) Smith - Assistant Coach - Clemson
Played under McCallie at Duke from 2007-10
Assistant coach under McCallie at Duke from 2011-13

Wanisha Smith - Assistant Coach - Duke
Played at Duke under McCallie in 2007-08

Rene Haynes - Assistant Coach - Duke
Assistant Coach at Duke under McCallie from 2014-19
Four-year letterwinner at Michigan St. under McCallie from 2004-07

Bridgette Mitchell - Assistant Coach - Pittsburgh
Four-year letterwinner at Duke under McCallie from 2007-10

Lindsay Bowen - Assistant Coach - Campbell
Four-year letterwinner at Michigan St. under McCallie from 2003-06

Ed Scott - Chief Operations Officer of Euroleague Basketball - Spain
Video Coordinator at Michigan State under McCallie from 2004-06

Sarah Smoak - Director of Program Development - Charlotte
Intern/Director of Recruiting Operations at Duke under McCallie from 2008-12

Faith Suggs - Director of Basketball Operations - LIU Brooklyn
Played under McCallie at Duke from 2016-19

Julie Pagel-Dombroski - Dir. of Basketball Operations and
Technology - Mich. State
Four-year letterwinner at Michigan St. under McCallie from 2001-04

Mercedes Riggs - Director of Player Development - SDSU
Two-year letterwinner at Duke under McCallie from 2015-16

Keturah Jackson - Special Assistant - Duke
Played under McCallie at Duke from 2009-10

Stephanie Follett - Director of Basketball Operations - Central Fla.
Played under McCallie at Maine from 1993-96

Coach P Year-by-Year

Year	Team	Overall Record (Winning %)	League Record (Winning %)	Postseason
1992-93	Maine	9-20 (.310)	4-10 (.286)	North Atlantic Tournament Runner-up
1993-94	Maine	20-7 (.741)	12-2 (.857)	North Atlantic Regular-Season Champion
1994-95	Maine	24-6 (.800)	14-2 (.875)	*North Atlantic Champion/NCAA Tournament
1995-96	Maine	27-5 (.844)	18-0 (1.000)	*North Atlantic Champion/NCAA Tournament
1996-97	Maine	22-8 (.733)	17-1 (.944)	*America East Champion/NCAA Tournament
1997-98	Maine	21-9 (.700)	13-5 (.722)	America East Tourn. Champ/NCAA Tournament
1998-99	Maine	24-7 (.774)	17-1 (.944)	America East Regular-Season Champion/NCAA Tournament Second Round
1999-2000	Maine	20-11 (.645)	14-4 (.778)	NCAA Tournament
2000-01	Mich. State	10-18 (.357)	4-12 (.250)	N/A
2001-02	Mich. State	19-13 (.594)	6-10 (.375)	WNIT Semifinals
2002-03	Mich. State	17-12 (.586)	10-6 (.625)	NCAA Tournament
2003-04	Mich. State	22-9 (.710)	10-6 (.625)	NCAA Tournament Second Round
2004-05	Mich. State	33-4 (.892)	13-2 (.867)	*Big Ten Champion/NCAA Tournament National Finalist
2005-06	Mich. State	24-10 (.706)	11-5 (.688)	NCAA Tournament Sweet 16
2006-07	Mich. State	24-9 (.727)	14-2 (.875)	NCAA Tournament Second Round
2007-08	Duke	25-10 (.714)	10-4 (.714)	NCAA Tournament Sweet 16
2008-09	Duke	27-6 (.818)	11-3 (.786)	NCAA Tournament Second Round
2009-10	Duke	30-6 (.833)	12-2 (.857)	*ACC Champion/NCAA Tournament Elite Eight
2010-11	Duke	32-4 (.889)	12-2 (.857)	*ACC Champion/NCAA Tournament Elite Eight
2011-12	Duke	27-6 (.818)	15-1 (.938)	ACC Regular Season Champion/NCAA Tournament Elite Eight
2012-13	Duke	33-3 (.917)	17-1 (.944)	*ACC Champion/NCAA Tournament Elite Eight
2013-14	Duke	28-7 (.800)	12-4 (.750)	NCAA Tournament Second Round
2014-15	Duke	23-11 (.677)	11-5 (.688)	NCAA Tournament Sweet 16
2015-16	Duke	20-12 (.625)	8-8 (.500)	N/A
2016-17	Duke	28-6 (.824)	13-3 (.813)	NCAA Tournament Second Round
2017-18	Duke	24-9 (.727)	11-5 (.688)	NCAA Tournament Sweet 16
2018-19	Duke	15-15 (.500)	6-10 (.375)	N/A

*Regular season and tournament

Career Total (27 Years): 628-243 (.721) 317-117 (.730)..... 21 NCAA Tournament Appearances; Eight Conference Championships
Duke (12 Years): 312-95 (.767) 138-48 (.742) 10 NCAA Tournament Appearances; Three ACC Championships
Michigan St. (7 Years): 149-75 (.665) 68-44 (.607) Five NCAA Tournament Appearances; One Big Ten Championship
Maine (8 Years): 167-73 (.695) 109-25 (.813) Six NCAA Tournaments; Two America East Tournament & Two North Atlantic Champ.

U-20 team to a 5-0 record and a gold medal in the FIBA Americas Championships in Mexico City. The squad outscored its opponents by an average of 62 points per game and set 28 USA Basketball U-20 records in the event including most points averaged, highest field goal percentage and most field goals and three-pointers made. For her team's accomplishments, McCallie was named USA Basketball Developmental Coach of the Year.

Prior to coming to Duke, McCallie spent seven years at Michigan State University. While piloting the Spartans to a nationally elite level, McCallie, the 2005 Associated Press Coach of the Year, guided the Spartans to their first ever NCAA Final Four and national championship game appearance as well as their first ever NCAA Elite Eight and repeat Sweet Sixteen appearances, the programs' second Big Ten regular season title and first ever Big Ten Tournament Championship in 2005. Under McCallie, the program collected four consecutive 20-win seasons and an 81-23 record over her final three years in East Lansing. The Spartans also posted a school-record four straight appearances in the NCAA Tournament.

In 2005, Michigan State advanced to its first national championship game after earning the program's first No. 1 seed in the NCAA Tournament. That record-setting team won 33 games (10 more than the previous record), won 14 Big Ten contests, shared just its second Big Ten regular-season championship, won its first Big Ten Tournament title, finished 13-0 at home, achieved a school-record 17-game win streak and beat 13 nationally-ranked teams. Over her seven-year stint in East Lansing, the Spartans also defeated 25 ranked opponents.

For her efforts, McCallie was named 2005 National Coach of the Year by the Associated Press, Basketball Times and Nike, as well as being voted Big Ten Coach of the Year by the league's media members. It marked the first time an MSU women's basketball coach was named national coach of the year and the second time a Spartan head coach earned the conference's coach of the year award. McCallie was also named the 2005 Basketball Coaches Association of Michigan College Coach of the Year.

The McCallie Family

The McCallie family not only emphasizes education to the young women on the Duke team, but their own accomplishments further demonstrate their commitment to academics. Head coach Joanne P. McCallie holds a bachelor's degree in political science from Northwestern and a master's degree from Auburn in business administration.

John McCallie, Ph.D, Joanne's husband, is currently a professor at the University of North Carolina at Chapel Hill. But it should come as no surprise that the McCallies are well-educated, as the name McCallie has long been synonymous with the word "education." The McCallie School is a college preparatory school for boys located on Missionary Ridge near Chattanooga, Tenn. It was founded in 1905 by Spencer Jarnagin McCallie and James Park McCallie, the grandfather and great-uncle, respectively, of John McCallie.

The McCallie School accepts young men with above average to exceptional academic abilities, and those students matriculate at some of the best colleges and universities in the nation. In recent years, the school has been recognized for its innovative educational programs and its overall standards of excellence. Recently, the *Atlanta Journal/Constitution* called McCallie "one of the leading secondary educational institutions in the United States."

In addition, John McCallie's great-aunt, Grace McCallie, was one of three founders of the Girls Preparatory School in 1906, also in Chattanooga. The school prepares girls for college through academic training, and instills in them high principles of honesty, integrity and consideration for others.

Under McCallie, Michigan State saw its fan base increase dramatically as well, including a 78 percent rise since her arrival. The team set season attendance records in four out of her final five seasons, including a school-record average of 6,787 fans in 2005-06, which ranked 10th nationally. The Spartans were ranked second in attendance in the Big Ten and ninth nationally during McCallie's final season with an average of 6,646 fans a game. At the time of McCallie's departure from MSU, all of the Spartan top 15 single-game crowds in program history came during Coach P's tenure, including a school-record 14,066 against Ohio State in a nationally televised game on Feb. 20, 2005. Prior to her arrival at MSU, the women's basketball program averaged only 1,506 fans per game in 1999-2000.

During her eight-year career at Maine, McCallie guided the Black Bears to seven straight 20-win campaigns, including a 20-11 overall record (in 1999-2000) and their sixth-straight NCAA Tournament appearance. She was named coach of the year on three occasions, twice in the North Atlantic Conference (1995 and 1996) and once in the America East (1999). For her efforts, Maine honored her in 2009 with a banner as one of its top coaches in school history.

While at Maine, McCallie organized an event called "Realizing the Dream: Celebrating Women in Athletics" that featured speakers Dr. Donna Lopiano and Sheryl Swoopes. During the 1997-98 season, Dana Rae Warren filmed a documentary of the Maine women's basketball season. McCallie was inducted into the New England Basketball Hall of Fame in 2004. In October of 2005, she was inducted into the Maine Sports Legends Hall of Honor as well as the Maine Sports Hall of Fame in June of 2008 and the University of Maine Athletics Hall of Fame in October of 2009. Over the summer of 2014, McCallie was also inducted into the inaugural class of the Maine Basketball Hall of Fame.

Prior to becoming head coach at Maine in 1992-93, McCallie was an assistant coach at Auburn from 1988-92. As the team's primary recruiter, she helped sign the fourth-ranked class in the nation in 1990-91 and the 16th-ranked class in the nation in 1991-92. While at Auburn, McCallie and the Tigers appeared in two national championship games and made an appearance in the NCAA Elite Eight.

A native of Brunswick, Maine, McCallie owns a career mark of 628-243 during her 27-year stint as a head coach at Maine, Michigan State and Duke. As a coach and player, she has led her teams to 16 conference titles, 26 NCAA

What Does the P Stand For?

Those who have not known Joanne P. McCallie long may wonder why her players and those who know her well call her "Coach P." The "P" stands for Palombo, her maiden name. McCallie is proud of her Italian heritage, and early in her career found many similarities between herself and coaching legend Jim Valvano. She reasoned that if there could be a "Jimmy V", why not a "Joanne P?" Therefore, during her years as Joanne Palombo, she became known as "Coach P," and after her marriage to John McCallie, she decided to keep the "P" as a middle initial. But old habits die hard, so players, coaches, staff members and friends continue to refer to her simply as "Coach P."

Tournament appearances, 12 NCAA Sweet 16 appearances, eight NCAA Elite Eight appearances, three NCAA Final Four appearances and three NCAA Championship game appearances.

The former Joanne Palombo played her collegiate basketball at Northwestern from 1984-87. She still ranks seventh in Wildcat history with 378 career assists. As a senior, she was an All-Big Ten honorable mention selection and helped lead the Wildcats to the second round of the NCAA Tournament. McCallie also was named Academic All-Big Ten First-Team as a senior.

McCallie graduated from Northwestern in 1987 with a degree in political science and earned a master's degree in business administration from Auburn in 1990.

The McCallie family includes husband John, daughter Maddie (Maddie - 24) and son John Wyatt (Jack - 18). Maddie played on the women's basketball teams at Elon and Miami (Ohio), before graduating from Elon in 2017. Maddie will receive her MBA from Elon in May of 2019. Jack started as a freshman at Northwestern in the fall of 2018.

The family resides in Durham, N.C.



The McCallie Family

Coach P Versus the Opponents

Opponent	Record	Result
Alabama	4-2	W, 90-40, 11/16/14 (A) W, 92-57, 11/17/13 (H) W, 79-61, 3/19/02 (H) L, 53-54, 12/10/00 (A) L, 43-79, 11/25/95 (N) W, 75-73, 1/5/95 (H)
Albany	3-0	W, 54-52, 3/20/15 (N) W, 80-51, 12/19/13 (H) W, 83-48, 12/9/10 (H)
Alcorn State	1-0	W, 73-41, 3/19/05 (N)
Arizona	1-0	W, 72-60, 3/21/04 (N)
Arizona State	1-0	W, 67-59, 3/25/08 (N)
Arkansas State	2-0	W, 70-59, 11/20/01 (A) W, 76-50, 11/17/00 (H)
Army	1-0	W, 72-61, 11/22/15 (H)
Auburn	2-0	W, 73-50, 11/18/11 (H) W, 75-62, 11/18/10 (A)
Austin Peay	1-0	W, 83-42, 3/22/09 (N)
Ball State	1-0	W, 79-62, 11-24-18 (N)
Baylor	0-2	L, 48-51, 3/29/10 (N) L, 62-84, 4/5/05 (N)
Belmont	1-0	W, 72-58, 3/17/18 (N)
Boise State	0-1	L, 53-87, 12/11/93 (N)
Boston College	12-7	L, 90-92 OT, 1/31/19 (A) W, 75-50, 1/25/18 (H) W, 67-44, 1/22/17 (A) W, 71-51, 1/17/16 (H) L, 56-60, 1/22/15 (A) W, 78-57, 1/12/14 (H) W, 80-56, 1/27/13 (H) W, 90-53, 1/6/13 (A) W, 71-62, 2/9/12 (A) W, 66-53, 2/13/11 (H) L, 57-61, 2/4/10 (A) W, 69-58, 2/9/09 (H) W, 51-41, 2/7/08 (A) W, 82-78 OT, 11/21/04 (H) L, 61-63, 11/18/00 (H) L, 54-81, 12/28/99 (N) L, 56-83, 11/15/99 (H) W, 55-49, 11/28/93 (H) L, 65-80, 12/1/92 (A)
Boston University	14-4	W, 73-52, 3/9/00 (N) W, 54-40, 2/24/00 (A) W, 53-46, 12/11/99 (H) W, 92-61, 2/6/99 (A) W, 75-59, 1/5/99 (H) L, 77-94, 2/12/98 (A) W, 80-58, 1/2/98 (H) W, 75-49, 2/21/97 (A) W, 89-42, 1/4/97 (H) W, 77-51, 2/22/96 (H) W, 57-55, 12/7/96 (A) W, 71-56, 3/7/95 (N) W, 77-56, 2/11/95 (H) L, 72-75, 1/26/95 (A) W, 70-62, 2/12/94 (A) W, 66-43, 1/27/94 (H) L, 57-64, 2/13/93 (H) L, 52-61, 1/28/93 (A)
Brown	1-0	W, 82-68, 11/29/96 (H)
Brigham Young	2-0	W, 61-55, 11/11/11 (A) W, 69-54, 11/13/10 (H)
Bucknell	2-0	W, 92-49, 12/21/07 (H) W, 68-51, 11/17/06 (H)
Buffalo	3-1	W, 88-54, 11/25/14 (H) W, 50-42, 11/16/01 (H) W, 77-66, 12/14/95 (H)

		L, 47-50, 12/28/93 (A)
California	2-0	W, 70-58, 11/10/13 (A) W, 77-63, 12/2/12 (H)
Cal. St. Northridge	1-0	W, 73-69 OT, 12/22/06 (A)
Central Conn. State	3-0	W, 77-42, 11/20/04 (H) W, 60-59, 1/11/94 (H) W, 79-52, 2/4/93 (A)
Central Michigan	3-1	W, 97-64, 11/29/13 (N) W, 75-50, 12/30/05 (H) W, 81-52, 12/20/00 (H) L, 56-81, 1/2/93 (A)
Chicago State	2-0	W, 101-52, 11/26/00 (N) W, 90-31, 12/12/93 (H)
Charlotte	2-0	W, 61-55, 11/27/10 (A) W, 90-31, 12/12/93 (N)
Cincinnati	2-0	W, 77-61, 12/4/04 (A) W, 55-43, 12/29/03 (H)
Clemson	13-0	W, 63-59, 2/28/19 (H) W, 60-35, 2/11/18 (A) W, 65-37, 2/2/17 (H) W, 72-43, 1/21/16 (H) W, 89-60, 2/8/15 (H) W, 78-51, 2/6/14 (A) W, 60-46, 1/24/13 (V) W, 82-45, 1/10/13 (H) W, 81-37, 1/27/12 (A) W, 92-37, 1/23/11 (H) W, 67-41, 1/7/10 (A) W, 77-53, 2/13/09 (H) W, 83-54, 2/13/08 (A)
Columbia	2-0	W, 85-52, 12/1/95 (H) W, 60-42, 1/7/94 (A)
Connecticut	1-11	L, 59-72, 3/24/18 (N) L, 52-83, 12/29/14 (A) L, 61-83, 12/17/13 (H) L, 49-79, 1/21/13 (A) L, 45-61, 1/30/12 (H) L, 45-70, 3/29/11 (N) L, 51-87, 1/31/11 (A) L, 48-81, 1/18/10 (H) L, 48-74, 11/25/07 (N) W, 67-51, 12/29/04 ((A) L, 70-98, 2/16/98 (A) L, 75-105, 3/16/95 (A)
CSU Bakersfield	1-0	W, 97-63, 12/21/12 (N)
Dartmouth	3-0	W, 71-55, 12/12/94 (H) W, 60-56, 1/31/94 (A) W, 60-59 OT, 1/26/93 (H)
Davidson	1-0	W, 74-68, 11/22/03 (H)
Dayton	0-1	L, 57-61, 12/17/00 (A)
Delaware	16-2	W, 69-58, 3/18/07 (H) W, 74-66, 3/10/00 (N) L, 79-84 OT, 1/27/00 (H) W, 73-58, 1/4/00 (A) W, 77-66, 2/18/99 (A) W, 81-51, 1/22/99 (H) W, 98-73, 2/8/98 (H) W, 78-66, 1/10/98 (A) W, 102-54, 2/13/97 (H) W, 89-47, 1/18/97 (A) W, 90-48, 2/9/96 (H) W, 78-61, 1/2/96 (A) W, 74-67, 2/24/95 (A) W, 95-63, 1/15/95 (H) W, 82-53, 2/25/94 (H) W, 53-51, 1/16/94 (A) W, 58-53, 2/26/93 (A) L, 53-56, 1/17/93 (H)
Denver	1-0	W, 57-37, 11/11/07 (A)
DePaul	2-1	L, 65-74, 3/23/14 (H) W, 70-63, 3/27/11 (N) W, 87-76, 3/14/02 (H)
Detroit	6-0	W, 77-52, 12/7/05 (H)

		W, 73-64, 12/11/04 (A) W, 64-41, 1/12/04 (H) W, 72-49, 1/12/03 (H) W, 62-61, 11/28/01 (A) W, 76-63, 11/30/00 (H)
Drexel	17-2	W, 92-64, 2/20/00 (H) W, 67-55, 1/21/00 (A) W, 72-52, 1/30/99 (H) W, 75-50, 1/9/99 (A) W, 84-59, 3/5/98 (H) W, 86-66, 2/19/98 (H) L, 64-69, 1/22/98 (A) W, 110-68, 3/5/97 (N) W, 94-56, 1/24/97 (H) W, 55-45, 12/7/96 (A) W, 88-51, 3/3/96 (N) W, 78-47, 2/4/96 (A) W, 107-53, 1/14/96 (H) W, 83-64, 2/26/95 (A) W, 87-63, 1/13/95 (H) L, 71-72, 2/27/94 (H) W, 79-52, 1/14/94 (A) W, 66-53, 2/28/93 (A) W, 56-50, 1/15/93 (H)
Duke	0-1	L, 61-86, 3/26/06 (N)
East Carolina	2-0	W, 83-66, 12-28-18 (H) W, 92-70, 12/27/97 (N)
Eastern Illinois	1-0	W, 85-45, 12/9/04 (H)
Eastern Michigan	1-1	W, 79-62, 11/28/03 (H) L, 59-66, 12/3/00 (N)
Elon	2-0	W, 81-64, 11/18/18 (H) W, 68-61, 12/8/16 (H)
FGCU	1-0	W, 57-41, 12/30/18 (H)
Florida International	0-1	L, 56-69, 11/24/01 (A)
Florida State	11-6	L, 41-51, 3/7/19 (N) L, 62-66, 1/20/19 (A) W, 79-66, 2/19/18 (H) L, 45-69, 1/8/17 (A) L, 53-69, 2/11/16 (H) L, 58-74, 1/11/15 (H) W, 85-77 OT, 11/23/14 (A) W, 72-66, 3/9/13 (N) W, 61-50, 2/22/13 (H) W, 67-57, 2/12/12 (A) W, 73-66, 1/13/12 (H) W, 87-70, 1/14/11 (A) W, 73-43, 1/29/10 (H) W, 75-57, 3/7/09 (N) L, 75-82, 1/29/09 (A) W, 81-67, 3/7/08 (N) W, 70-38, 1/11/08 (H)
Fresno State	1-0	W, 82-68, 11/23/02 (H)
Gardner-Webb	1-0	W, 97-31, 11/25/11 (N)
George Washington	0-2	L, 65-68, 11/22/96 (A) L, 67-83, 3/15/96 (A)
Georgia	2-2	W, 66-40, 3/19/18 (N) L, 61-64, 12/17/02 (A) W, 70-49, 1/5/02 (H) L, 68-79 OT, 11/27/99 (H)
Georgia Southern	1-0	W, 69-42, 11/19/09 (H)
Georgia State	1-0	W, 49-36, 1/2/94 (H)
Georgia Tech	12-3	L, 64-70, 1-10-19 (A) W, 77-59, 2/1/18 (H) W, 75-68, 1/5/17 (A) L, 59-64, 2/21/16 (H) L, 62-71, 2/26/15 (A) W, 82-52, 3/7/14 (N) W, 64-47, 1/5/14 (A) W, 85-52, 12/6/12 (H) W, 79-62, 1/18/12 (A) W, 74-66, 3/5/11 (N) W, 69-32, 1/21/11 (H) W, 67-55, 3/6/10 (N)

COACH P VS. THE OPPONENTS

2019-20 WOMEN'S BASKETBALL MEDIA GUIDE

		W, 64-50, 2/19/10 (A)
		W, 60-34, 1/25/09 (H)
		W, 73-47, 1/24/08 (A)
Gonzaga	1-0	W, 60-45, 11/26/05 (N)
Grand Canyon	2-0	W, 74-61, 11/12/17 (A)
		W, 90-47, 11/17/16 (H)
Hampton	3-0	W, 94-31, 3/18/17 (H)
		W, 67-51, 3/24/13 (H)
		W, 72-37, 3/20/10 (H)
Hartford	15-4	L, 51-53, 11/21/08 (N)
		W, 58-45, 12/9/06 (N)
		W, 68-51, 2/3/00 (A)
		W, 76-67 OT, 1/8/00 (H)
		W, 79-56, 2/25/99 (H)
		W, 66-42, 1/19/99 (A)
		L, 67-74, 2/26/98 (A)
		W, 63-57, 1/13/98 (H)
		L, 58-70, 1/30/97 (A)
		W, 92-57, 1/7/97 (H)
		W, 80-69, 3/5/96 (N)
		W, 75-62, 2/15/96 (A)
		W, 90-41, 1/30/96 (H)
		W, 91-44, 2/16/95 (H)
		W, 97-52, 1/21/95 (A)
		W, 67-50, 2/17/94 (H)
		W, 70-66, 1/22/94 (A)
		L, 63-66, 2/18/93 (A)
		W, 51-50, 1/23/93 (H)
High Point	1-0	W, 77-50, 11/16/17 (H)
Hofstra	14-1	L, 53-57, 11/22/06 (H)
		W, 75-60, 2/18/00 (H)
		W, 72-68 OT, 1/23/00 (A)
		W, 69-57, 3/4/99 (N)
		W, 78-57, 2/1/99 (H)
		W, 58-56, 1/11/99 (A)
		W, 91-83, 2/21/98 (H)
		W, 72-42, 1/24/98 (A)
		W, 84-51, 1/26/97 (H)
		W, 65-61, 12/5/96 (A)
		W, 87-54, 2/2/96 (A)
		W, 89-54, 1/12/96 (H)
		W, 78-67, 3/5/95 (N)
		W, 82-57, 2/2/95 (H)
		W, 89-59, 1/9/95 (A)
Houston	3-0	W, 84-68, 12/28/07 (A)
		W, 68-55, 11/26/06 (A)
		W, 76-53, 12/17/05 (H)
Houston Baptist	1-0	W, 104-35, 11/13/09 (A)
Idaho	1-0	W, 74-68, 11/26/15 (N)
Illinois	9-7	L, 46-56, 2/22/07 (A)
		W, 80-70, 2/4/07 (H)
		W, 57-51, 2/5/06 (A)
		W, 72-61, 1/19/06 (H)
		W, 61-50 OT, 3/4/05 (N)
		W, 68-59, 2/6/05 (H)
		W, 62-42, 1/19/05 (A)
		W, 58-56, 1/29/04 (A)
		L, 65-75, 2/24/03 (H)
		W, 70-57, 3/16/02 (A)
		W, 62-57, 2/9/02 (H)
		L, 66-72, 1/13/02 (A)
		L, 50-52, 2/18/01 (A)
		L, 59-72, 1/14/01 (H)
		L, 67-72, 3/3/00 (N)
		L, 66-86, 1/30/00 (A)
Indiana	8-4	W, 64-56 OT, 1/4/07 (A)
		W, 74-49, 12/28/06 (H)
		W, 65-59, 1/29/06 (H)
		W, 52-40, 1/30/05 (A)
		W, 60-51 OT, 2/29/04 (A)
		W, 59-41, 1/2/04 (H)
		W, 64-53, 1/26/03 (A)
		W, 70-44, 1/16/03 (H)

		L, 55-67, 2/3/02 (A)
		L, 47-50, 12/30/01 (H)
		L, 50-52, 2/11/01 (H)
		L, 54-71, 12/31/00 (A)
Indiana State	1-0	W, 85-66, 11/24/06 (H)
Iona	1-0	W, 100-31, 11/18/12 (H)
Iowa	9-6	W, 71-47, 12/4/08 (H)
		W, 67-57, 1/21/07 (H)
		W, 83-63, 1/14/07 (A)
		W, 79-58, 3/3/06 (N)
		W, 73-71, 2/16/06 (H)
		L, 64-75, 1/9/06 (A)
		W, 67-50, 2/17/05 (A)
		W, 68-56, 1/9/05 (H)
		W, 81-54, 3/5/04 (N)
		L, 67-78, 2/1/04 (H)
		W, 68-58, 2/27/03 (A)
		L, 59-69, 2/20/02 (H)
		L, 55-75, 1/24/02 (A)
		L, 47-50, 2/22/01 (A)
		L, 56-71, 2/1/01 (H)
Iowa State	1-0	W, 86-48, 11/27/15 (N)
James Madison	3-1	W, 75-58, 11/30/10 (A)
		W, 79-65, 12/18/09 (H)
		W, 85-62, 11/28/97 (H)
		L, 63-69, 11/24/96 (A)
Kansas	1-0	W, 73-40, 11/30/13 (N)
Kent State	2-1	W, 55-48, 12/6/03 (A)
		W, 85-72, 12/3/02 (H)
		L, 62-63, 1/3/94 (N)
Kentucky	5-2	W, 69-54, 12/29/16 (H)
		L, 61-71, 12/20/15 (A)
		W, 89-68, 12/21/14 (H)
		W, 69-61, 12/22/13 (A)
		L, 65-72, 12/8/11 (A)
		W, 54-48, 1/4/11 (H)
		W, 67-63, 3/20/06 (A)
Liberty	3-0	W, 68-51, 11/29/17 (H)
		W, 98-38, 11/11/16 (A)
		W, 79-41, 12/17/15 (H)
Long Beach State	1-0	W, 83-46, 11/25/16 (A)
Long Island	1-0	W, 55-33, 12/3/93 (H)
Longwood	1-0	W, 105-48, 11/15/16 (H)
Louisville	2-3	L, 51-73, 1/6/19 (H)
		L, 60-66, 1/4/18 (A)
		W, 58-55, 1/2/17 (H)
		L, 48-65, 1/10/16 (A)
		W, 66-58, 2/2/15 (H)
Louisiana State	1-3	W, 60-52, 3/22/10 (H)
		L, 50-65, 12/17/06 (H)
		L, 52-72, 12/28/05 (H)
		L, 79-88, 3/15/97 (A)
Loyola (Ill.)	1-0	W, 72-54, 12/18/94 (H)
Maine	4-0	W, 66-63, 11/15/18 (A)
		W, 69-39, 12/19/17 (H)
		W, 75-34, 12/21/09 (A)
		W, 98-31, 11/16/08 (H)
Manhattan	0-1	L, 47-52, 1/9/94 (A)
Marist	2-0	W, 64-56, 12/2/18 (H)
		W, 71-66, 3/21/11 (H)
Marquette	4-0	W, 83-51, 11/23/14 (H)
		W, 78-61, 11/24/13 (A)
		W, 74-43, 11/27/09 (N)
		W, 65-63, 12/2/01 (N)
Maryland	10-9	L, 55-65, 3/28/15 (N)
		W, 84-63, 2/17/14 (H)
		W, 75-59, 2/24/13 (A)
		W, 71-56, 2/11/13 (H)
		L, 61-63, 2/19/12 (A)
		W, 80-72, 1/22/12 (H)
		L, 47-69, 2/17/11 (A)
		W, 71-64, 1/6/11 (H)
		W, 66-64, 3/5/10 (N)

		W, 71-59, 2/21/10 (H)
		W, 58-57, 1/24/10 (A)
		L, 89-92, 3/8/09 (N)
		L, 59-77, 2/22/09 (A)
		W, 68-65, 1/12/09 (H)
		W, 74-63, 3/8/08 (N)
		L, 69-76, 2/17/08 (H)
		L, 70-85, 1/14/08 (A)
		L, 57-97, 1/6/07 (A)
		L, 61-75, 11/25/05 (N)
Massachusetts	3-1	W, 70-46, 12/14/15 (H)
		L, 56-64, 12/2/98 (A)
		W, 82-68, 12/4/97 (H)
		W, 70-56, 11/15/95 (H)
MD-Eastern Shore	1-0	W, 79-44, 2/24/93 (H)
Memphis	0-1	L, 56-59, 11/30/02 (A)
Mercer	2-0	W, 81-62, 11/29/02 (N)
		W, 71-59, 11/25/94 (H)
Miami (Fla.)	10-5	L, 50-58, 1/17/19 (H)
		L, 48-51, 12/31/17 (A)
		W, 57-52, 3/4/17 (N)
		W, 83-70, 2/19/17 (H)
		L, 53-61, 2/07/16 (A)
		W, 68-53, 1/18/15 (H)
		W, 76-75, 1/30/14 (A)
		L, 65-69, 2/28/13 (A)
		W, 82-43, 1/31/13 (H)
		W, 74-64, 2/24/12 (H)
		W, 82-58, 2/3/11 (H)
		W, 69-72, 1/14/10 (A)
		W, 73-58, 1/9/09 (H)
		W, 84-72, 1/5/08 (A)
		L, 70-92, 12/28/97 (A)
Miami (Ohio)	0-1	L, 84-86, 11/24/02 (H)
Michigan	11-2	W, 71-54, 11/28/12 (A)
		W, 60-45, 12/7/08 (H)
		W, 66-48, 1/18/07 (A)
		W, 68-42, 2/23/06 (A)
		W, 77-44, 1/1/06 (H)
		W, 77-34, 2/23/05 (H)
		W, 70-60, 1/2/05 (A)
		W, 59-54, 2/12/04 (A)
		W, 67-33, 1/18/04 (H)
		W, 82-55, 2/16/03 (A)
		W, 73-56, 1/30/03 (H)
		L, 45-58, 1/2/02 (A)
		L, 49-58, 1/25/01 (H)
Michigan State	0-1	L, 49-63, 3/24/09 (N)
Middle Tenn. State	1-0	W, 92-78, 12/28/98 (N)
Minnesota	12-2	W, 84-64, 12/3/15 (H)
		W, 77-68, 3/2/07 (N)
		W, 57-50, 2/25/07 (H)
		W, 84-61, 2/9/06 (H)
		L, 58-71, 1/15/06 (A)
		W, 55-49, 3/7/05 (N)
		W, 79-48, 2/10/05 (A)
		W, 62-49, 1/16/05 (H)
		W, 72-69, 1/25/04 (A)
		W, 74-71, 1/23/03 (H)
		W, 80-72, 2/24/02 (A)
		L, 69-70, 1/7/02 (H)
		W, 58-50, 2/25/01 (H)
		W, 66-65, 1/7/01 (A)
Mississippi	0-2	L, 72-77 OT, 11/28/98 (H)
		L, 50-64, 12/6/92 (N)
Missouri	0-1	L, 54-62, 11-25-18 (N)
Missouri State	1-1	W, 64-56, 3/22/15 (N)
		L, 62-64, 12/5/99 (A)
Monmouth	2-0	W, 73-32, 12/30/12 (H)
		W, 60-52, 11/23/01 (N)
Murray State	1-0	W, 78-57, 3/23/08 (N)
Nebraska	1-1	L, 54-60, 12/3/14 (A)
		W, 53-45, 3/31/13 (N)

COACH P VS. THE OPPONENTS

2019-20 WOMEN'S BASKETBALL MEDIA GUIDE

New Hampshire	14-3	W, 70-60, 2/12/00 (H) W, 74-71, 1/15/00 (A) W, 83-58, 2/14/99 (H) W, 71-57, 1/16/99 (A) L, 65-75, 2/1/98 (H) W, 75-61, 1/17/98 (A) W, 81-70, 2/9/97 (H) W, 101-90, 1/11/97 (A) W, 71-56, 1/28/96 (A) W, 80-64, 1/20/96 (H) W, 92-77, 3/1/95 (A) W, 78-49, 2/4/95 (H) W, 72-64, 3/2/94 (H) W, 64-60, 2/5/94 (A) W, 59-55, 3/6/93 (N) L, 38-58, 3/1/93 (A) L, 63-68, 2/7/93 (H)
North Carolina	19-11	W, 62-44, 3/3/19 (H) W, 85-69, 2/7/19 (A) W, 70-54, 2/25/18 (H) L, 86-92 (OT), 1/21/18 (A) W, 95-71, 2/26/17 (A) W, 70-58, 1/12/17 (H) W, 93-57, 2/28/16 (A) W, 71-55, 1/24/16 (H) W, 81-80, 3/1/15 (H) W, 74-67 OT, 1/25/15 (A) W, 66-61, 3/8/14 (N) L, 60-64, 3/2/14 (A) L, 78-89, 2/10/14 (H) W, 92-73, 3/10/13 (N) W, 65-58, 3/3/13 (H) W, 84-63, 2/3/13 (A) W, 69-63, 2/26/12 (A) W, 96-56, 2/6/12, (H) W, 81-66, 3-6-11 (N) W, 66-58, 2/27/11 (H) L, 60-62, 2/7/11 (A) L, 54-64, 2/28/10 (A) W, 79-51, 2/8/10 (H) W, 81-79, 3/1/09 (H) L, 60-75, 2/9/09 (A) L, 73-86, 3/9/08 (N) L, 51, 82, 3/2/08 (A) L, 76-93, 2/4/08 (H) L, 57-62, 3/18/00 (N) L, 52-68, 12/28/96 (N)
UNC Charlotte	2-0	W, 57-44, 11/23/09 (H) W, 72-55, 11/24/95 (N)
UNC Greensboro	2-0	W, 85-54, 12/7/17 (H) W, 84-39, 11/18/07 (H)
UNC Wilmington	2-0	W, 78-56, 12/31/15 (H) W, 107-45, 12/20/11 (H)
N.C. A&T	1-0	W, 87-36, 1/2/15 (H)
N.C. Central	2-0	W, 117-28, 12/28/09 (H) W, 82-29, 1/3/08 (H)
N.C. State	9-8	L, 51-63, 1/3/19 (A) L, 45-51, 3/2/18 (N) W, 69-56, 1/7/18 (H) L, 52-55, 1/15/17 (A) L, 62-65, 1/14/16 (H) L, 59-72, 2/22/15 (A) W, 83-70, 2/20/14 (H) W, 79-65, 3/8/13 (N) W, 67-57, 1/3/13 (A) L, 73-75, 3/2/12 (N) W, 83-59, 1/8/12 (H) W, 65-64, 1/23/11 (A) W, 70-60, 3/7/10 (N) W, 70-39, 2/11/10 (H) W, 61-58, 1/19/09 (A) L, 64-89, 3/13/98 (A) L, 75-80, 12/28/94 (N)

Northeastern	14-6	W, 55-53, 2/26/00 (A) L, 45-55, 12/8/99 (H) L, 55-57, 3/6/99 (N) L, 68-74, 2/4/99 (A) W, 71-55, 11/20/98 (H) W, 77-70, 3/6/98 (N) W, 70-56, 2/14/98 (A) W, 81-54, 11/23/97 (H) W, 88-36, 2/23/97 (A) W, 72-48, 1/2/97 (H) W, 69-49, 2/24/96 (H) W, 81-49, 12/9/95 (A) W, 70-59, 3/11/95 (N) W, 88-36, 2/23/97 (A) W, 72-48, 1/2/97 (H) W, 69-49, 2/24/96 (H) W, 81-49, 12/9/95 (A) W, 70-59, 3/11/95 (N) W, 79-65, 2/9/95 (H) W, 75-71, 1/28/95 (A) W, 58-56, 2/10/94 (A) L, 57-63 OT, 1/29/94 (H) W, 44-43, 3/12/93 (N) L, 51-57, 2/11/93 (H) L, 43-45, 1/30/93 (A)
Northern Illinois	0-1	L, 56-63, 11/26/94 (H)
Northwestern	10-2	L, 58-84, (11-11-18) (A) W, 68-63, 2/15/07 (H) W, 55-48, 2/8/07 (A) W, 79-59, 2/2/06 (A) W, 101-40, 2/3/05 (H) W, 70-46, 2/8/04 (H) W, 67-57 OT, 1/22/04 (A) W, 75-43, 3/2/03 (H) L, 46-52, 1/2/03 (A) W, 75-58, 1/27/02 (H) W, 77-68, 2/15/01 (A) W, 66-50, 12/16/99 (H)
Northwestern State	0-1	L, 54-77, 12/4/93 (H)
Notre Dame	2-13	L, 61-89, 2/21/19 (A) L, 54-72, 2/4/18 (H) L, 61-84, 3/5/17 (N) L, 58-62, 1/26/17 (A) L, 54-83, 3/04/16 (N) L, 61-68, 2/01/16 (H) L, 49-55, 3/7/15 (N) L, 50-63, 2/16/15 (A) L, 53-69, 3/9/14 (N) L, 70-81, 2/23/14 (A) L, 67-88, 2/2/14 (H) L, 76-87, 4/2/13 (N) L, 54-56, 11/26/11 (N) W, 82-73 OT, 12/2/04 (A) W, 92-63, 11/26/03 (H)
Oakland	2-0	W, 88-77, 12/5/02 (A) W, 55-53, 12/5/01 (H)
Ohio	1-0	W, 82-61, 12/5/98 (N)
Ohio State	8-10	W, 69-60, 11/30/17 (H) W, 83-67, 12/3/09 (H) W, 62-59, 2/18/07 (A) L, 64-68, 3/5/06 (N) L, 38-69, 2/20/06 (A) L, 65-67, 1/22/06 (H) W, 66-64, 2/20/05 (H) L, 54-68, 1/6/05 (A) L, 53-72, 2/15/04 (H) W, 55-47, 1/15/04 (A) L, 55-71, 3/7/03 (N) W, 65-64, 2/13/03 (H) L, 65-70, 1/9/03 (A) L, 82-89 OT, 2/28/02 (N) W, 64-49, 1/17/02 (A) L, 48-52, 3/1/01 (N) W, 62-60, 1/4/01 (H) L, 64-93, 11/17/95 (A)
UMASS Lowell	1-0	W, 95-48, 12/19/14 (H)
Oklahoma	3-0	W, 92-72, 12/17/14 (H) W, 94-85, 12/8/13 (A)

Oklahoma State	4-2	W, 80-60, 12/21/05 (A) W, 68-59, 3/26/13 (H) W, 73-45, 12/12/10 (A) W, 77-68, 11/14/08 (H) L, 60-62, 12/2/03 (A) W, 91-39, 12/29/02 (H) L, 64-75, 11/30/96 (H)
Old Dominion	4-1	W, 84-51, 11/22/17 (A) W, 92-64, 11/22/16 (H) W, 82-66, 11/20/14 (A) W, 87-63, 1/2/14 (H) L, 62-72, 3/14/99 (N)
Oregon	0-2	L, 65-74, 3/20/17 (H) L, 54-65, 3/23/02 (A)
Oregon State	1-1	L, 57-71, 12/20/18 (A) W, 72-65, 11/25/17 (H)
Penn	2-0	W, 68-55, 11/13/16 (H) W, 57-50, 11/13/15 (A)
Penn State	4-11	L, 84-86, 12/2/07 (A) W, 76-49, 2/1/07 (H) L, 58-69, 1/25/07 (A) W, 75-53, 1/5/06 (H) W, 83-76, 2/6/05 (H) L, 56-73, 1/23/05 (A) L, 54-58, 3/7/04 (N) L, 51-63, 2/26/04 (H) L, 62-64, 1/4/04 (A) L, 60-64, 2/9/03 (H) L, 70-75, 1/19/03 (A) L, 59-62 OT, 2/14/02 (A) W, 66-62, 1/20/02 (H) L, 58-64, 2/8/01 (H) L, 49-97, 1/28/01 (A)
Pepperdine	3-0	W, 99-65, 11/27/16 (A) W, 82-64, 12/4/05 (H) W, 71-55, 12/17/03 (A)
Pittsburgh	10-0	W, 86-64, 3/6/19 (N) W, 74-55, 2/3/19 (H) W, 58-46, 1/28/18 (A) W, 62-48, 2/12/17 (H) W, 70-48, 1/28/16 (A) W, 62-45, 1/29/15 (H) W, 111-67, 1/26/14 (H) W, 92-43, 12/4/11 (H) W, 93-55, 11/24/10 (A) W, 51-49, 12/8/07 (N)
Presbyterian	2-0	W, 79-45, 11/26/17 (H) W, 84-45, 11/17/12 (H)
Providence	4-0	W, 88-63, 1/3/10 (H) W, 66-49, 12/31/08 (A) W, 73-54, 12/20/02 (A) W, 64-47, 12/21/01 (H)
Purdue	6-8	W, 99-78, 12/5/13 (H) W, 64-53, 12/1/11 (H) W, 53-41, 11/22/07 (N) L, 61-64, 3/4/07 (N) W, 54-52, 2/11/07 (A) L, 60-70, 1/11/07 (H) L, 53-73, 1/26/06 (A) W, 71-58, 1/26/05 (H) L, 56-59, 2/22/04 (A) L, 67-77, 1/8/04 (H) L, 60-65, 2/20/03 (A) W, 67-62, 1/6/03 (H) L, 82-66, 2/1/02 (H) L, 34-57, 1/18/01 (A)
Quinnipiac	1-0	W, 78-50, 12/28/08 (H)
Rhode Island	5-1	W, 67-40, 11/29/06 (H) W, 52-48, 12/19/99 (A) W, 76-53, 12/11/98 (H) W, 91-55, 12/21/97 (A) W, 78-56, 12/22/96 (H) L, 51-62, 12/12/92 (H)

COACH P VS. THE OPPONENTS

2019-20 WOMEN'S BASKETBALL MEDIA GUIDE

Rice	1-0	W, 70-51, 1/11/00 (H)
Rutgers	3-3	W, 68-32, 12/1/16 (A) W, 49-44, 12/6/07 (H) L, 57-70, 3/20/07 (N) L, 63-57, 1/28/07 (A) W, 73-71, 1/7/06 (H) L, 43-71, 12/27/92 (A)
Samford	2-0	W, 82-47, 3/18/12 (N) W, 63-35, 12/8/00 (A)
San Diego State	1-0	W, 66-58, 3/27/10 (N)
San Francisco	1-0	W, 66-55, 12/29/94 (N)
Santa Clara	2-0	W, 81-59, 11/27/04 (N) W, 73-69, 12/27/95 (N)
Siena	1-0	W, 86-41, 12/20/08 (N)
Southern	1-0	W, 93-52, 11/22/08 (N)
Southern California	4-0	W, 75-60, 12/22/12 (A) W, 75-50, 11/15/10 (H) W, 78-72, 12/6/09 (H) W, 97-89, 12/19/08 (A)
South Carolina	1-3	L, 52-72, 12/3/17 (A) W, 74-63, 12/4/16 (H) L, 55-66, 12/16/15 (A) L, 50-51, 12/7/14 (H)
South Florida	3-0	W, 89-52, 11/15/07 (N) W, 79-71, 12/3/06 (H) W, 81-66, 12/10/05 (A)
St. Bonaventure	3-0	W, 94-67, 11/27/98 (H) W, 73-62, 1/2/95 (H) W, 60-52, 12/29/93 (A)
St. Francis (Pa.)	1-0	W, 71-62, 11/26/99 (H)
St. John's	2-0	W, 60-42, 12/9/12 (N) W, 74-47, 3/24/12 (N)
St. Peter's	0-1	L, 55-65, 12/9/92 (A)
Stanford	3-2	L, 69-81, 3/26/12 (N) L, 55-71, 12/15/09 (A) W, 56-52, 12/16/08 W, 76-69, 3/29/05 (N) W, 60-58, 3/12/99 (N)
Stony Brook	1-0	W, 72-42, 11/28/14 (H)
Syracuse	4-3	L, 55-64, 1/27/19 (H) L, 65-68, 2/15/18 (A) W, 68-46, 3/3/17 (N) W, 72-55, 2/10/17 (H) L, 50-86, 1/03/16, (A) W, 74-72, 1/8/15 (H) W, 86-53, 1/9/14 (A)
TCU	1-2	L, 75-80, 11/28/04 (N) L, 47-50, 3/23/03 (N) W, 96-47, 1/1/95 (H)
Temple	6-0	W, 65-54, 12/30/11 (A) W, 71-64, 12-30-10 (H) W, 70-62, 12/31/09 (A) W, 87-52, 1/5/09 (H) W, 64-53, 11/23/07 (N) W, 78-40, 11/23/03 (H)
Tennessee	2-2	W, 62-54, 2/16/09 (A) L, 64-67, 1/28/08 (H) L, 55-83, 11/24/05 (N) W, 68-64, 4/3/05 (N)
Texas	0-1	L, 61-80, 3/23/04 (A)
Texas A&M	1-4	L, 66-72, 11/18/15 (H) L, 59-63, 11-30-14 (A) W, 61-58, 12/6/10 (H) L, 77-95, 11/15/09 (A) L, 63-77, 3/30/08 (N)
Texas A&M-CC	1-0	W, 62-56, 12/19/04 (H)
Texas State	1-0	W, 85-34, 11/28/15 (N)
Toledo	1-1	W, 72-49, 12/13/03 (A) L, 55-58, 11/26/02 (H)
Towson	11-0	W, 51-45, 1/29/00 (H) W, 74-62, 1/2/00 (A) W, 93-64, 2/20/99 (A) W, 72-48, 1/24/99 (H)

Tulane	0-1	L, 76-85, 12/29/98 (A)
UC Santa Barbara	2-0	W, 69-45, 12/20/06 (A) W, 86-55, 11/18/05 (H)
UCLA	2-0	W, 47-43, 12/19/03 (H) W, 67-63, 11/17/01 (H)
UNLV	1-0	W, 66-38, 12/6/18 (H)
USC	2-1	W, 61-59, 3/21/05 (N) W, 75-50, 11/15/10 (H) L, 60-66, 12/4/95 (H)
USC Upstate	2-0	W, 123-40, 11/14/13 (H) W, 93-35, 12/11/11 (H)
UT Arlington	1-0	W, 65-49, 11/19/06 (H)
UT Martin	1-0	W, 90-45, 3/19/11 (H)
Utah	1-0	W, 56-54, 11/26/04 (N)
Utah Valley	1-0	W, 95-61, 12/18/07 (H)
Valparaiso	1-1	W, 90-45, 11/23/12 (H) L, 72-73, 1/3/93 (N)
Vanderbilt	3-2	L, 73-77, 11/20/16 (A) W, 88-69, 11/21/13 (H) W, 96-80, 3/20/12 (A) L, 55-68, 11/28/07 (A) W, 76-64, 3/27/05 (N)
Vermont	15-8	W, 85-57, 12/21/04 (H) L, 50-77, 3/11/00 (A) L, 53-63, 3/2/00 (H) L, 55-62, 2/5/00 (A) W, 66-61, 3/5/99 (A) W, 80-59, 2/10/99 (H) W, 62-58, 1/27/99 (A) W, 81-80, 3/7/98 (N) L, 68-73, 2/4/98 (H) W, 86-78, 12/14/97 (A) W, 92-70, 3/8/97 (H) W, 84-70, 2/19/97 (A) W, 77-54, 1/21/97 (H) W, 88-55, 3/9/96 (N) W, 87-66, 2/18/96 (H) W, 86-67, 1/16/96 (A) W, 69-62, 2/18/95 (H) L, 73-80, 1/19/95 (A) W, 69-57, 2/19/94 (A) W, 52-40, 1/20/94 (H) L, 45-62, 3/13/93 (A) L, 67-68, 2/20/93 (H) L, 63-94, 1/21/93 (A)
Villanova	2-1	L, 64-55, 11/19/17 (A) W, 68-50, 12/21/16 (H) W, 70-62, 12/2/95 (H)
Virginia	13-1	L, 47-53, 2/10/19 (A) W, 55-48, 1/14/18 (H) W, 70-51, 2/5/16 (A) W, 57-53, 3/03/16 (N) W, 67-52, 2/04/16, (H) W, 71-45, 2/12/15 (A) W, 90-55, 1/16/14 (H) W, 62-41, 2/8/13 (A) W, 77-66, 1/2/12 (H) W, 71-48, 2-24-11 (A) W, 83-65, 2/26/10 (H) W, 76-53, 3/6/09 (N) W, 81-67, 2/5/09 (H) W, 78-70, 2/24/08 (H)
Virginia Tech	17-2	L, 57-64, 2/14/19 (H) W, 86-75, 1/18/18 (A) W, 84-59, 1/19/17 (H) W, 66-62, 2/18/16 (A)

		W, 65-40, 1/15/15 (H) W, 74-70, 1/19/14 (A) W, 77-33, 2/14/13 (A) W, 58-26, 1/16/13 (H) W, 67-45, 2/15/12 (H) W, 61-34, 1/15/11 (A) W, 90-40, 2/20/11 (H) W, 57-43, 1/16/11 (A) W, 65-53, 2/14/10 (A) W, 65-53, 1/21/10 (H) W, 62-46, 2/19/09 (H) W, 57-52, 1/16/08 (A) W, 72-60, 2/22/08 (A) W, 85-50, 2/1/08 (H) L, 36-50, 11/25/00 (N)
Wake Forest	20-2	W, 55-44, 2/24/19 (A) W, 66-52, 1/24/19 (H) W, 59-51, 2/7/18 (H) W, 80-67, 1/11/18 (A) W, 79-53, 2/16/17 (A) W, 71-43, 1/29/17 (H) L, 58-64, 2/14/16, (A) W, 95-68, 1/07/16 (H) W, 77-68, 3/6/15 (N) W, 70-53, 2/5/15 (A) W, 70-63, 1/4/15 (H) W, 71-56, 2/27/14 (H) W, 81-70, 2/17/13 (H) W, 73-44, 1/13/13 (A) W, 75-42, 2/2/11 (H) W, 76-58, 1/6/12, (A) W, 79-50, 3/4/11 (N) W, 82-39, 2/11/11 (A) W, 65-51, 1/10/10 (H) W, 83-50, 2/25/09 (A) W, 71-36, 2/10/08 (H) L, 62-69, 12/29/96 (N)
Winthrop	3-0	W, 101-30, 12/10/17 (H) W, 78-50, 11/15/15 (H) W, 87-45, 3/22/14 (H)
Washington	0-2	L, 64-71, 11/23/18 (N) L, 59-73, 12/28/95 (A)
Western Carolina	2-0	W, 84-47, 12/29/15 (H) W, 84-61, 11/20/05 (H)
Western Kentucky	5-3	W, 80-54, 11/20/11 (A) W, 82-55, 11/21/10, (H) W, 70-47, 11/26/09 (N) W, 59-56, 11/28/08 (A) L, 66-73, 12/14/96 (A) W, 76-64, 01/29/98 (H) L, 57-78, 12/04/98 (H) L, 61-68, 12/29/99 (N)
Wis.-Green Bay	2-0	W, 74-60, 12/05/00 (H) W, 68-53, 12/15/01 (A)
Wis.-Milwaukee	1-0	W, 65-46, 3/18/06 (A)
Wisconsin	10-4	W, 60-53, 11-28-18 (A) W, 59-51, 12/2/10 (A) W, 53-47, 2/12/06 (H) W, 69-63, 1/12/06 (A) W, 56-46, 12/31/06 (H) W, 84-60, 2/13/05 (A) W, 72-47, 1/13/05 (H) W, 58-43, 2/5/04 (H) W, 58-43, 2/6/03 (A) L, 78-86, 1/10/02 (H) W, 58-57, 1/30/02 (A) L, 56-72, 1/11/01 (H) L, 49-69, 2/4/01 (A) L, 80-97, 11/29/97 (H)
Wyoming	1-0	W, 63-40, 12/21/17 (H)
Xavier	2-0	W, 82-59, 11/25/12 (A) W, 46-45, 12/21/10 (H)



Sam Miller

Associate Head Coach

5th Season at Duke

Adrian College, '10

Sam Miller joined the Duke women's basketball program in 2016 and serves as an assistant coach.

Miller arrived at Duke during the second half of the 2015-16 season as the video coordinator and held the same position in 2016-17. He was elevated to assistant coach over the summer of 2017.

Prior to his arrival in Durham, Miller racked up a wealth of experience in basketball operations. He served as a graduate assistant for men's basketball at Western Michigan University from 2011-13. With the Broncos, he assembled scouting reports for game preparation, took part in team practices and individual workouts and played a role in implementing new video software.

In 2013-14, Miller spent time with the Erie BayHawks, the NBA Developmental League affiliate for the N.Y. Knicks, as a basketball operations/video assistant. Throughout his tenure with the organization, he played a supporting role in player development, scouting, data analysis, team travel, and, mainly, video editing for scouting and player development purposes. Specifically, his responsibilities included live-logging each game, editing opponent video for scouts, and tracking player tendencies. He also handled special projects regarding potential player call-ups to the NBA.

Most recently, Miller served as the assistant men's basketball coach at Kalamazoo College, an NCAA Division III program, from May, 2015 through January, 2016. During his time with the Hornets, Miller participated in student-athlete recruitment, game preparation and scouting, video operations, player development, and travel coordination. He also played a role in Kalamazoo's annual summer basketball camp, fundraising, and budget management.

Additional honors that Miller has garnered in his career thus far include being selected to coach an NBADL (National Basketball Association Developmental League) tryout team in 2014. He has also attended the NBA Summer League in Las Vegas from 2012-15, and has coached summer basketball camps at various universities including Michigan State, Western Michigan, Central Michigan, and Oakland.

In 2010, Miller graduated from Adrian College, where he was a member of the Men's Basketball team for two years, with a Bachelor's Degree in Business Administration. He went on to get his Masters of Arts in Coaching Sports Performance from Western Michigan University in 2013.

Originally from Manistique, Mich., Miller Resides in Durham, N.C., with his wife, Jen.

The Miller File

Place of Birth
Manistique, Mich.

High School
Manistique

College
Adrian College, 2010

Coaching Experience
Women's Assistant Coach - Duke
(2017-present)

Video Coordinator - Duke
(2016-17)

Men's Assistant Coach - Kalamazoo College
(2015-16)

Basketball Operations Assistant
Erie BayHawks
(NBA D-League Affiliate of N.Y. Knicks)
(2013-14)

Men's Graduate Manager/Video Coordinator
Western Michigan University
(2011-13)



Jim Corrigan

Assistant Coach

3rd Season at Duke

Duke, '80

Jim Corrigan joined the Duke women's basketball program in December 2017 and was elevated to assistant coach in the summer of 2019.

Corrigan, a 1980 Duke graduate, owns over 30 years of collegiate coaching experience and most recently spent four years on the women's basketball staff at Old Dominion. Corrigan spent a total of 23 years at Old Dominion, with the first 19 years of his tenure taking place as an assistant coach and later as an interim head coach for the men's basketball program.

During his time at Old Dominion, Corrigan helped lead the Monarchs to five Colonial Athletic Association Championships, six NCAA Tournament appearances, and two trips to the WNIT. Over an eight-year stretch in which the Old Dominion men's basketball program achieved consecutive postseason play, the Monarchs averaged 25 wins and reached the NCAA Tournament four times. Also during this time, Old Dominion reached the NIT Final Four and won the first-ever CIT tournament.

Under Corrigan's leadership 19 Old Dominion players were named All-Conference; two were Rookies of the Year, three players of the year, three defensive players of the year, and 10 to the CAA All-Defensive squad. Ten freshmen were named to the CAA All-Rookie team.

In 2012, Bleacher Report named Corrigan one of the nation's top 15 assistant coaches and Fox Sports' Jeff Goodman recently tabbed Corrigan as the top assistant in the CAA.

Corrigan began his coaching career at Northern High School in Durham, N.C., where he served as an assistant coach for two years. From there he moved to his alma mater, Bishop McGuinness High School in Winston-Salem, N.C. After one season as the junior varsity and varsity assistant, he was elevated to head coach.

During four years as head coach at McGuinness, Corrigan compiled a 90-42 record and reached the North Carolina State finals each of his final three years, including the 1987 state championship. Corrigan was named coach of the year in the conference and on the state level in North Carolina three times each. From there, he moved on to William & Mary where he was an assistant coach from 1987-94.

Corrigan walked on the Duke men's basketball team in the late 1970s, before earning a scholarship under head coach Bill Foster. While at Duke, the Blue Devils won two ACC Tournament championships and played in three NCAA Tournaments, including the 1978 Final Four. Corrigan's senior year, he received the Ted Mann Award as the non-starter who contributed the most to team morale.

Jim has a daughter, Keenan, a graduate of Duke, and sons Cole and Drew, the latter of which is a sophomore at Old Dominion. Corrigan graduated from Duke in 1980 with a degree in management science.

The Corrigan File

Place of Birth
Baltimore, MD

High School
Bishop McGuinness High School

College
Duke, '80

Coaching Experience
Assistant Women's Coach - Duke
(2019-Present)

Special Assistant Women's Basketball- Duke
(2018-19)

Assistant Women's Basketball Coach- Old Dominion
(2013-18)

Interim Head Men's Basketball Coach- Old Dominion
(2013)

Women's Associate Coach- Old Dominion
(2008-13)

Women's Assistant Coach - Old Dominion
(1994-2008)

Head Basketball Coach- Bishop McGuinness H.S.
(1983-87)



Wanisha Smith

Assistant Coach

1st Season at Duke

Duke, '08

Wanisha Smith joined the Blue Devil staff as an assistant coach for the Duke women's basketball team in June of 2019. She will coach the guards and be heavily involved in recruiting with the Blue Devils.

Smith was a talented player who earned her bachelor of arts degree in women's studies from Duke in 2008. During her time in Durham, she helped the Blue Devils post a record of 119-15, making an appearance in the NCAA Final Four, the Elite Eight and the Sweet 16. Smith recorded 1,256 points and still ranks fifth for single-season assists (154) and fifth in career assists (496). She was a four-time ACC Rookie of the Week and her 154 assists during the 2014-15 season set a freshman assists mark. After serving as a team captain during her senior season she was drafted 27th overall by the New York Liberty. Smith went on to play for the Detroit Shock in the WNBA.

Smith joins the Blue Devils after spending eight years at Longwood University and three at Towson University. She played a key role in the development of a Lancers' program that advanced to the 2013 Big South Championship game as the seventh seed in Longwood's first year in the conference. Smith, who worked with the guards, wore many hats during her time in Farmville. She served as the team's equipment manager, alumni reunion liaison, guard developer, scheduling coordinator and video coordinator. Smith helped with scouting and game-day preparation along with conducting practices within the system.

During her time on the Towson staff, Smith worked with developing guards and coached multiple players to major success in the 2018-19 season. Smith's work as an assistant in the 2018-19 season helped lead Towson to its first CAA Championship title and the first program appearance in the NCAA Tournament.

Smith played for Richardson at Riverdale Baptist High School in Upper Marlboro, Maryland. She was a McDonalds, WBCA and Parade All-American in 2004. Smith was honored as the Maryland Gatorade Player of the Year and the Washington Post All-Met Player of the Year as a senior in 2004. Smith started her high school career in Ohio and was named the Co-Player of the Year in 2002 as a sophomore with Amber Bland and Marscilla Packer. She scored over 2,500 points during her high school career.

In the summer of 2003 she played for the gold medal-winning East Team at the USA Basketball Youth Developmental Festival. She led the team to a 5-0 record and averaged 10.4 points, 2.6 rebounds and hit 18 of 20 free throws.

The Smith File

Place of Birth

Cincinnati, Ohio

High School

Fairfield High/Riverdale Baptist

College

Duke, 2008

Coaching Experience

Assistant Coach - Duke
(2019-Present)

Assistant Coach - Towson
(2017-19)

Assistant Coach - Longwood University
(2009-17)



Keturah Jackson

Special Assistant

1st Season at Duke

Duke, '09

Keturah Jackson is in her first season as a special assistant for the Duke women's basketball program in the 2019-20 campaign. She is in charge of camps, clinics, scouting and game prep, film breakdown and on-campus recruiting for the Blue Devils.

Jackson, a 2009 Duke graduate, was an exceptional player during her time in Durham. She was a part of the 2010 Elite Eight squad and was also selected to the All-ACC Defensive Team and All-ACC Academic team in her final year as well. During her senior season, Jackson started 33-of-36 contests and was a serious presence on the defensive side of the court as her 83 steals that year ranks sixth all-time on Duke's single-season chart.

A sociology degree major, Jackson attended the Duke Fuqua Business School in 2009-10 as she closed the Blue Devil career.

Since graduating from Duke, Jackson has kept busy with a variety of coaching positions at various high schools in the states of Virginia and South Carolina. Jackson held assistant coaching positions at Chantilly High School from 2010 to 2011 and CA Johnson High School from 2012 to 2013. During her time as an assistant coach, Jackson created scouting reports on opposing teams and helped facilitate practices.

Jackson was the head coach at White Knoll High School from 2013 to 2016, where she led the Lady Timberwolves to their first playoff appearance and win in school history in the 2013-14 season. She then eventually held the head coach position at Lower Richland High School from 2016 to 2019.

During her six-year tenure as head coach at both schools, Jackson posted a 78-62 record including a trip to the state semifinals in 2016-17 at Lower Richland. Every year Jackson spent at Lower Richland resulted in a Region 5 4A championship, and under her guidance, four players from her program signed national letters of intent. Jackson was also picked as coach of the year all three years she spent at Lower Richland.

Before Duke, Jackson averaged 19.8 points, 9.0 rebounds, 4.0 steals, 4.0 assists and 44.6 percent from beyond the arc her senior year of high school. Jackson's accolades accumulated throughout high school are extensive considering that she won the 2004 SC Gatorade Girls' Basketball POY, 2004 SC Miss Basketball and was a 3A State Champion in Track & Field in 2004. She also led her team to 3A state championships in 2001 and 2003.

Jackson has also remained active in the community wherever she has been. She participated in the White Knoll High School Leadership Group where she mentored young teens and lead group discussions on various topics about the qualities of a leader. Also, Jackson has participated in Nike Basketball Camps and Clinics every summer since 2014. At these camps, Jackson was responsible for running drills and evaluating player performance.



Bobby Sorrell

Executive Assistant to the Head Coach

32nd Season at Duke

Bobby Sorrell is in his 32nd year with the Duke athletics department and is in his 19th year with the women's basketball program. After spending eight years as an administrative assistant under Gail Goestenkors' staff, Sorrell was moved to the executive assistant to the head coach position under head coach Joanne P. McCallie.

Sorrell is responsible for many of the day-to-day happenings of the Duke women's basketball office, including the coordination of coach Joanne P. McCallie's speaking and community schedule, campus recruiting, coaches' travel, running the True Blue Golf Classic, organizing the "Road Devils" and recruiting travel as well as assisting with camps and coordinating game-day management.

Sorrell has traveled to four NCAA Final Fours with the Blue Devils in 1999, 2002, 2003 and 2006, while also being a part of eight ACC Championship squads from 2000-04, 2010, 2011 and 2013.

Prior to working with women's basketball, Sorrell, a native of Durham, worked in the Duke ticket office as an assistant manager for 11 seasons.

He was a member of the Board of Trustees of the Ronald McDonald House of Durham from 2002-10. He is the staff advisor for the Blue Devils vs. Cancer student group.

Sorrell and his wife of 25 years, Tammy, reside in Rougemont, N.C., with their three children, Eliza (24), Sam (21) and Grace (18).



Kate Senger

Director of Basketball Operations

13th Season at Duke
Michigan State, '04

Kate Senger is in her 13th year on the Duke women's basketball staff as the director of basketball operations after spending two years on the Michigan State staff in a similar position. She served as the Spartan director of basketball operations intern from 2003-04.

Her duties at Duke include monitoring the program budget, scheduling and team travel in addition to assisting with event planning and directing the Duke Girls Basketball Camps.

A 2004 graduate of Michigan State, Senger served as a manager for the women's basketball team as a student from 1999-2003. During the 2003-04 season, she was promoted to Director of Basketball Operations Intern, assisting with various duties pertaining to travel, marketing and promotions, game management and recruiting. She also worked as assistant camp director for MSU's summer camps in 2002 and 2003.

After receiving her degree in kinesiology in 2004 from MSU, she was a Constituent Relations Aid for State Senator Michelle McManus. She was the database manager for more than 700 constituent cases, a legislative aid for the Commerce and Labor committee and a district relations aid, traveling between Lansing, Mich., and her district to attend functions with Senator McManus as her support person.

In the fall of 2004, Senger coached the St. Francis High School freshman girls' basketball team, leading her squad to a 15-3 record.

Senger has also been active in the community, serving as a committee member for the Women Working Wonders-Sparrow Hospital Race, as a panel speaker for the Jackson Area Middle Schools Career Day Fair, a speaker at the Merrick Moore Elementary School Career Day, assisted in organizing and volunteered for the Ramblin' Rose Half Marathon in Durham, helped organize Duke clinics at Extended School Year, visits to Camp Kaleidoscope and the Duke Children's hospital.

Originally from Traverse City, Mich., Senger resides in Durham, N.C. She received her master's degree from Duke in 2014.



Selena Castillo

Content Development Specialist

3rd Season at Duke
Emory, '14

Selena Castillo enters her third year as the content development specialist for the Duke women's basketball program. Castillo's responsibilities include working with staff to develop social media branding and an aesthetics plan for each season, create and execute creative video and graphic concepts, managing women's basketball social media accounts and producing recruiting videos and graphics.

In her short time in Durham, Castillo has already increased the social media following for the Blue Devils and Duke now boasts the most Instagram followers in the ACC for women's basketball.

Before coming to Duke, Castillo spent two years as a graphic designer at Tampa Bay Sports Commission (TBSC), a non-profit organization that seeks to create social and economic benefits to the Tampa Bay region by bidding on

and hosting sporting and entertainment events. Through her work with TBSC, Castillo has been involved in events such as the 2015 NCAA Women's Final Four, 2016 NCAA Men's Frozen Four and the 2017 College Football Playoff National Championship, as well as participated in the planning process for future events such as Super Bowl LV and the 2022 NCAA March Madness first and second rounds.

Concurrently with her time at Tampa Bay Sports Commission, Castillo also gained creative design work experience while working with Event Development Institute, a full-service marketing and event agency that focuses on developing new and previously existing events all across the United States.

A graduate of Emory University, Castillo was a four-year letter winner for the Emory women's basketball team. She helped guide the Eagles to their first UAA Conference Championship in program history in 2012-13. Castillo is the all-time Emory leader with 229 steals and her 83 and 80 steal seasons in 2013-14 and 2012-13, respectively, hold the top two seasonal record places in program history. She graduated in 2014 with a B.A. in Middle Eastern Studies and Arabic.

A former resident of Tampa, Fla., Castillo now resides in Durham, N.C.



Nina King

Senior Deputy Director of Athletics/ Administration, Legal Affairs and Chief of Staff

12th Season at Duke
Notre Dame, 2000

Nina King joined the Duke athletics staff in September of 2008 and serves as the department's Deputy Director of Athletics for Administration/Legal Affairs and Chief of Staff.

King is a member of the executive leadership team, providing guidance and strategic direction for the department. She has oversight responsibilities for the human resource operation, the recreation and physical education program, and all legal matters, including the development and execution of department contracts while serving as the liaison to the university legal counsel office. She leads the senior staff/sport administrator group, which is responsible for administration of Duke's 27 varsity sports. In addition, she assists with oversight and planning for special projects within the department, coordinates strategic planning initiatives and is the primary contact between Duke Athletics and the university administration, including the Board of Trustees, President's office, and senior administration. She has sport oversight for women's basketball and football.

Over the summer of 2019, King was appointed vice chair of the NCAA Division I Women's Basketball Committee for the 2019-20 campaign and then will assume chair duties in 2020-21.

King was tabbed to the Leaders Under 40 Class of 2018 by Leaders and Aspire Academy as well as the SportsBusiness Journal's Forty Under 40 Class of 2018.

King has also served on the NCAA Division I Committee on Institutional Performance, as well as several ACC Committees and Duke University Committees. Most recently, she joined the Arizona State Sports Law and Business Advisory Board. She also co-teaches a sports business course in Duke's Fuqua School of Business alongside Vice President/Director of Athletics Kevin White.

King is a 2000 graduate of the University of Notre Dame where she participated as a student manager and eventually as the head manager for the women's swimming and diving program. After graduation, King served internships in the Notre Dame Athletics Department, the NCAA, and Nike, Inc.

King went on to earn a juris doctor degree from Tulane Law School in 2005. King then returned to her alma mater and served as the Director of Rules Education from 2005-08. She is a member of Women Leaders in College Sports, Sports Lawyers Association, University of Notre Dame National Monogram Club and Florida Bar Association.

King and her husband, Rick, reside in Durham and are the parents of Connor Stephan, who was born February 7, 2011, and Austin Casey, born September 21, 2012.



Ashleigh Beaver

Head Sports Performance Coach

4th Season at Duke
Armstrong State, '09

Ashleigh Beaver is entering her fourth season as the head sports performance coach for women's basketball. The Duke Women's Basketball team trains out of the Krzyzewski Center weight room and practice court facilities under her supervision. Coach Ashleigh's main responsibility is to implement and oversee all avenues athletic development to include, but not limited to: strength development, change of speed/direction, biomechanical assessment, individualizing programming and maximal recovery for each athlete.

Coach Ashleigh came to Duke following a three-year stint at Army West Point as an Assistant Strength and Conditioning Coach. Prior to working at USMA she held an internship at Duke University in 2013 working with Olympic Sports and at the University of Dayton in 2010 working with Men's and Women's Basketball.

Coach Ashleigh graduated from Armstrong Atlantic State University in 2009 with a Bachelor's of Science and in 2012 with a Master's in Sports Medicine. She is currently certified through the National Strength and Conditioning Association as a Certified Strength and Conditioning Specialist.



Cat Lass

Associate Athletic Trainer

1st Season at Duke
Springfield College, '11

Cat Lass joined the Duke staff in July of 2019 as an associate athletic trainer and will be covering the women's basketball program.

Prior to arriving in Durham, Lass served as the assistant athletic trainer and then senior assistant athletic trainer at Seton Hall University where she covered such sports as women's basketball, women's tennis, women's golf, women's volleyball and baseball. Outside of the training room, Lass also spent time as an associate professor at Seton Hall where she taught graduate-level courses on athletic training.

Lass spent her undergraduate career at Springfield College in Mass., where she earned a Bachelor of Science in Applied Exercise Science with a concentration in strength and conditioning in 2011. After graduating from Springfield, Lass pursued her graduate degree at Seton Hall where she worked as a graduate athletic training student where she helped cover men's basketball, softball and women's basketball. After her year in South Orange, Lass then spent a year of her graduate work at the University of Princeton where she covered football, men's basketball and men's and women's lacrosse. Lass holds her graduate degree from Seton Hall with a Master of Science in Athletic Training.

Lass, a native of New Hampshire, has also been very active on the athletic training lecture circuit up and down the east coast. She was a guest speaker at the AISM conference in Clearwater, Fla., and provided her insight on "PRP Injections in Elbow UCL Insufficient Division 1 Collegiate Baseball Players". At Seton Hall, Lass co-hosted multiple lectures with other inter-professionals of New Jersey at the university regarding cardiac cases, scaphoid fractures, and hip labrum tears. Lass was the President of the AISM Big East Conference during her time at Seton Hall.



Roderick "RJ" Hunter

Director of Information Technology

3rd Season at Duke
Arkansas, '12

Roderick (R.J.) Hunter is entering his third season as the director of information technology. Hunter is responsible for all video related functions associated with the team. Amongst other things, his duties include breaking down game film, scouting, constructing player development videos and producing the team's highlight video.

Since coming to Duke in 2017, Hunter has added new tools to the program such as an artificial intelligent player development software, a replay system for the coaches and statistical reports with detailed analysis on players.

Prior to becoming the video coordinator at Duke, Hunter served in a similar position for the women's basketball team at University of the Pacific. As the video specialist, he was responsible for breaking down scout film for the assistant coaches and staff, creating shot location chart output window for player analysis, designing an output to chart the correlation between wins and certain statistics, as well as many other duties relating to statistics and video. Hunter and the Tigers downed Gonzaga on the road in 2016, which was Pacific's second in Spokane since joining the West Coast Conference in 2013-14, the most by any visiting WCC member. Pacific is one of just five programs with multiple road wins at the McCarthy Center since it opened in 2004-05 (Stanford 3, Pacific 2, Saint Mary's 2, USC 2, Washington State 2).

Hunter began his collegiate basketball career with the University of San Francisco women's basketball team, as the assistant video coordinator. During his tenure, he gained valuable experience in statistics coding, film analysis and player scouting. His specific experiences include live-coding practices as well as home and away games using sports code, helping facilitate film sessions with the players and coaches and assisting the associate coach with post season scouting.

He was a part of the Dons returning to the postseason after a 13-year hiatus as San Francisco finished runner-up at the West Coast Conference tournament.

In the spring of 2013, Hunter served as an assistant coach for AAU Boys Basketball Team USA. He was responsible for player development of guards, statistics recording and reporting and assisting with administrative duties such as maintaining players' paperwork and monitoring team funds.

Hunter earned his Bachelor's Degree in Recreation & Sport Management, with a minor in Communication, from the University of Arkansas in 2012. He would go on to earn his Master's Degree in Sport Management from the University of San Francisco in 2015.

Originally from Little Rock, Ark., Hunter now resides in Durham, N.C.



Jordan Busse

Physical Therapist & Assistant Athletic Trainer

3rd Season at Duke

Concordia University Wisconsin, '09

Jordan Busse enters his third year as the physical therapist and assistant athletic trainer for the women's basketball program at Duke. Busse's responsibilities include implementing a screening process for each sport to drive injury prevention and sport performance strategies, daily rehabilitation and team travel.

Prior to joining the women's basketball program, Busse worked as a staff outreach therapist at Duke Sports Medicine since 2013. His responsibilities included working in the outpatient clinic and providing physical therapy services to student athletes from Cedar Ridge High School and Elon University.

Beginning in 2015, Busse has worked for Elon Athletics. He was responsible for testing the status of an athlete's ability to return to play, consulting with head athletic trainers to develop a plan to care for athletes with orthopedic injuries and helping to improve outcomes following orthopedic surgeries for all athletes.

As an undergrad at Concordia University Wisconsin, Busse served as an athletic training student, working as the head student athletic trainer for the university's football team and managing clinical rotations across a wide variety of sports.

During his junior year, Busse participated in an athletic training student internship for the Milwaukee Bucks of the NBA. While working with the Bucks, Busse assisted in providing basic health care for the professional athletes at practices and home games and managed medical and athletic training supplies.

Busse earned his Bachelor's Degree in Athletic Training from Concordia University Wisconsin in 2009. He earned his Doctorate of Physical Therapy from Elon University in 2012. In addition to his educational experience, Busse is also a Sports Certified Specialist and an APTA Credentialed Clinical Instructor as well as having received his National Athletic Trainers' Association Board of Certification and his American Heart Association CPR/AED certification.

Busse currently resides in Hillsborough, N.C., with his wife, Whitney, and daughters, MaryCarol, who was born on Nov. 1, 2016 and Adeyln, born July 14, 2019.



Lindy Brown

Senior Associate Sports Information Director

21st Season at Duke

Western Carolina, '96

Lindy Brown enters his 21st year as a member of the Duke Sports Information Office after joining the department in November of 1999. He spent seven years as an assistant sports information director prior to being promoted to associate SID in the summer of 2006. Over the summer of 2015, he was elevated to senior associate SID.

In 2019, Brown received the CoSIDA Achievement Award for the University Division and was honored at the CoSIDA convention in June.

Brown joined the Blue Devil family after serving as the sports information director/marketing and promotions coordinator at the University of South Carolina Aiken for three years.

A native of Raleigh, N.C., Brown serves as the primary contact for the women's basketball and women's golf teams. His 2001-02 women's basketball media guide placed second nationally in the College Sports Information Directors of America (CoSIDA) publications contest. The contest was for Division I institutions and received 102 entries. His 2006-07 women's basketball guide also placed fifth, while the 2007-08 guide was sixth and the 2008-09 guide was seventh in the CoSIDA contests.

He has been a part of six NCAA Women's Golf Championships (2002, 2005, 2006, 2007, 2014, 2019), three NCAA Women's Basketball Final Fours (2002, 2003, 2006), two NCAA Women's Tennis Final Fours (2003, 2012) and two NCAA Women's Soccer College Cups (2011, 2015).

A 1996 graduate from Western Carolina University in Cullowhee, N.C., Brown received a Bachelor of Science degree in sport management and worked in the sports information office during college. Prior to graduating, he performed a marketing and promotions internship for the Western Carolina baseball team.

Brown resides in Raleigh along with his wife, Christine, and their children, Jordan (16) and Olivia (12).



Heather Ryan

Executive Director/ Academic Services

15th Season at Duke

Indiana, '97

Heather Ryan was promoted to the position of Executive Director/Academic Services over the summer of 2014 after serving as the Executive Director of Academic Support, Director of Academic Support and an Academic Coordinator since arriving at Duke in 2005. She joined the Duke staff after serving as the Director of Academic Services in the athletic department at Tulane.

Ryan works with Duke's women's basketball and football programs and coordinates day-to-day support activities in the Johnson-Campbell Academic Support Center.

A native of Goodland, Ind., Ryan received a degree in sports marketing and management in 1997 from Indiana and then obtained a master's degree in college student personnel with an emphasis in counseling and development from Purdue University in 2002.



2019-20 Managers

Front Row (Left to Right): Alli Leiva, Amy Windemuth, Mikaela Li, Ryan Huie

Back Row (Left to Right): Sydney Reede, Amanda Stull, Gloria Odenyo, Harrison Yue, Logan Locklear



2019-20 Practice Players

Front Row (Left to Right): Nate Tewell, Corey Pilson, Adam Doll, Jordan Laster

Back Row (Left to Right): Kevin Wiafe, Sarab Bhasin, Joe Fitzgerald, Sam Breault



Meagan Arce
Assistant Director of Marketing



Jeff Au
Band Director



Sterling Truitt
Video Assistant - Blue Devil Network



Jeff Bytomski
Team Physician



Ryan Craig
Executive Director of Digital Strategy



Jennifer Dale
Athletics Department
Travel Coordinator



Brittany Del Barba
Assistant Director of Blue Devil Network



Meeghan Ford
Executive Director of Compliance



Jeff Friday
Sports Information Staff Assistant



Laurie Hyland
Athletics Director of Information Technology



Alyson Leduc
Assistant Sports Dietitian



Chad Lampman
Executive Director of Blue Devil Network



Jay Lapidus
Senior Associate Director of Iron Dukes/Major Gifts



Nat LeDonne
Athletics Photography Assistant



Reagan Lunn
Director of Athletics Photography



Brittney Morrison
Assistant Director of Ticket Operations



Kerry Mullenix
Director of Athletic Rehabilitation



Bradley Reynolds
General Manager, Ticket Sales



Alayne Rusnak
Cheerleading Coach



Mikayla Ryan
Associate Director of Game Operations and Championships



Briana Shaw
Assistant Director of Digital Media/Social Media



Alison Toth
Team Orthopaedic Surgeon



Derrick Vergolini
Assistant Equipment Operations Manager



Kevin M. White
Vice President & Director of Athletics
Adjunct Prof. of Business
Administration
St. Joseph's College, 1972

Kevin M. White was named Duke University's vice president and director of athletics on May 31, 2008. He also serves as an adjunct professor of business administration at the university.

White, 68, arrived at Duke after leading Notre Dame's athletics program for eight years. In addition to previously holding AD positions at Arizona State University, Tulane University, the University of Maine and Loras College in Iowa, White has served in a number of prominent national leadership roles within intercollegiate athletics, including his service in 2006-07 as president of the National Association of Collegiate Directors of Athletics (NACDA) and in 2005-06 as president of the Division I-A Athletic Directors Association.

Always in demand as a visionary leader, White currently serves as Chair of the NCAA Division I Men's Basketball Committee and as a member of the United States Olympic Committee (USOC) Board of Directors. In October of 2017, White was selected to chair the newly formed USOC Collegiate Advisory Council (CAC) to guide and strengthen Olympic sport programming at the collegiate level. The 10-member CAC is charged with bridging the gap between high-contributing collegiate stakeholders and the Olympic Movement.

A testament to the tremendous respect he has garnered within the college athletics community, White has earned multiple high profile awards throughout his career. That impressive list includes the GeneralSports TURF Systems Division I-A Central Region Athletic Director of the Year (2006), the NCAA Football Bowl Subdivision Under Armour AD of the Year Award presented by NACDA (one of four recipients in 2013), the National Football Foundation's John L. Toner award (2015), Sports Business Journal's Athletic Director of the Year award (2015), Bobby Dodd AD of the Year (2015) and the Carl Maddox Sports Management Award (2015).

Guided by the Strategic Plan that was approved by Duke's Board of Trustees in April of 2008, White made an immediate – and lasting – impact on Duke Athletics. In addition to leading the department to unprecedented success in competition, he reshaped the organization into a more efficient department; strengthened ties to both campus and community constituents through consistent outreach efforts; successfully oversaw Duke Athletics' record-breaking fundraising efforts; streamlined and invested in staffing and forged partnerships with major corporate entities to enhance revenue streams to historically high levels; commissioned and executed a master facilities plan to position Duke well into the 21st Century; implemented significant diversity and inclusion efforts for Duke Athletics; and emphasized a stronger commitment to the university's intramural, club and recreational sports programs.

Since White's arrival, Duke has captured eight NCAA Championships – women's tennis in 2009, men's basketball in 2010 and 2015, men's lacrosse in 2010, 2013 and 2014, and women's golf in 2014 and 2019 – and 23 ACC titles. On the strength of 16 teams participating in postseason competition and robust finishes in several sports, Duke ranked ninth in the 2019 Learfield Sports Directors' Cup standings, which determine an institution's all-around strength in intercollegiate athletics. The ninth-place showing marked the 16th consecutive year that Duke has ended among the nation's top 35 programs. In 2011, Duke placed fifth, matching the school's best finish in the rankings and its 1171.50 points earned were the most in program history. In White's 11 years at Duke, the Blue Devils placed 17th (2009), 10th (2010), fifth (2011), 16th (2012), 12th (2013), ninth (2014), 20th (2015), 24th (2016), 32nd (2017), 11th (2018) and ninth (2019) in the Directors' Cup standings.

In the past 11 seasons, 106 Blue Devil teams ranked among the nation's top 10 teams with 20 – men's basketball (2009, 2010, 2011, 2013, 2015, 2017, 2018, 2019), field hockey (2016, 2018), men's lacrosse (2010, 2013, 2014, 2018), women's golf (2012, 2015, 2019) and women's tennis (2009, 2010, 2014) – reaching No. 1. In all, 183 Blue Devil teams advanced to NCAA postseason competition during White's Duke tenure. In 2018-19, Duke claimed the ACC championship in men's basketball while winning the national title in women's golf. Individually, Mitch Finesilver captured the ACC wrestling title at 149 pounds while the rowing V4 boat claimed the first gold medal in program history. Blue Devil student-athletes also claimed two ACC Scholar Athletes of the Year award and Zion Williamson was named the league's player of the year, rookie of the year and national player of the year by eight media outlets. In 2016, Duke was the only athletic department in the nation to have a football bowl champion, a Sweet 16 appearance in men's basketball and secure a baseball NCAA postseason berth and in 2018, Duke became just one of four schools over the past decade to win a bowl game, reach the Sweet 16 in both men's and women's basketball and advance to the Super Regional round in baseball in the same season.

Individually, 373 student-athletes earned All-America, 725 All-ACC and 306 All-Region or District honors the past 11 years. During White's tenure, Duke boasts 13 NCAA individual champions in Curtis Beach (indoor track and field heptathlon in 2012 and 2014), Juliet Bottorff (outdoor track and field 10k in 2011), Virginia Elena Carta (women's golf in 2016), Mallory Cecil (women's tennis in 2009), Abby Johnston (three-meter diving in 2011), Nick McCrory (platform diving in 2010, 2011, 2013 and 2014), and Becca Ward (women's fencing, saber in 2009, 2011 and 2012).

Academically, Duke teams continued strong performances under White. In the 2017-18 academic year, 26 of 27 Blue Devil varsity teams earned grade point averages of 3.0 or better during the fall and spring semesters. Additionally, 112 student-athletes earned Dean's List honors in the fall semester, while 68 did so in the spring. Overall, 520 Blue Devil student-athletes made the latest All-ACC Honor Roll. As of July 2019, Duke led the conference in Honor Roll selections 30 times in the past 31 years.

In two key elements in tracking a department's academic success, Duke ranked among the nation's best again. Statistics for the Graduation Success Rate (GSR) indicated that 98 percent of freshmen student-athletes receiving scholarship aid or recruited individuals participating in programs that do not offer athletic aid graduated from Duke within six years. Seventeen Duke teams achieved a 100 percent GSR in the latest NCAA release. Also, 10 Blue Devil teams were ranked in the top 10 percent of their respective sports in the most recent Academic Performance Rate (APR) Report. In the 2019 report, Duke football (992) ranked tied for fourth among all FBS schools. In all, Duke totaled the highest APR scores among ACC institutions in nine of the league's sports: football (992), men's golf (1000), men's soccer (1000), women's cross country

(1000), women's fencing (1000), women's lacrosse (1000), women's soccer (1000), women's tennis (1000) and volleyball (1000).

Last year, four Duke student-athletes were selected as CoSIDA Academic All-Americans. In White's 11-year tenure, former women's tennis player Parker Goyer won a Rhodes Scholarship (2009), while pole vaulter Sally Liu (2009) and swimmer Allie Speidel (2011) earned Marshall Scholarships.

Under White, Duke has continued its focus on outreach to the local community. Modeling the NCAA Student-Athlete Development program's commitment to service, learning projects and outreach, more than 600 Duke student-athletes across all sports participated in a combined effort of more than 3,100 community service hours during the 2018-19 academic year.

White's commitment to the overall mission of the university remains clear. A portion of ticket sales Blue Devil regular season home sporting events are directed annually to the Duke University Libraries and the Rubenstein-Bing Civic Student-Athlete Civic Engagement program (ACE). Per White's vision from 2011, the Duke Athletics Library Fund has generated significant unrestricted revenue for the Duke University Libraries to support teaching and research across the institution. The civic engagement program, known as ACE, was started in 2015 in a partnership with Stanford University. The foundation of the venture includes student-athletes from both Duke and Stanford working together in under-resourced communities in the United States and abroad. Through immersive three-week summer service assignments that started with 40 student-athletes from the two schools in 2016, the student-athletes had opportunities otherwise not afforded to them during the school year due to academic and athletic responsibilities.

In fall of 2012, Duke University announced the \$3.25 billion Duke Forward fundraising campaign for priorities across Duke's 10 schools, Duke Medicine and a range of university programs. Included in the campaign was a \$250 million goal for Duke Athletics to be divided three ways – for facility enhancements and support (\$100 million), endowment income (\$50 million) and operating funds (\$100 million). The initial \$250 million goal was exceeded by the Duke Athletics fundraising team by more than \$100 million (\$365 million was raised in the campaign that ended June 30, 2017). Several significant facility projects were completed, including major renovations to Brooks Field at Wallace Wade Stadium, including Blue Devil Tower and the Davis Family Kicking Field at the Brooks Practice Facility, a grand entrance and entertainment space to the front of iconic Cameron Indoor Stadium (Rubenstein Pavilion), and the Scott Family Athletics Performance Center that now houses several of Duke Athletics' administrative units, as well as new strength and conditioning and sports medicine areas, a ticket office and team merchandise store.

White, who holds a Ph.D. in education, has taught graduate-level classes since 1982 and currently teaches a sports business course in Duke's Fuqua School of Business as part of Duke's MBA program.

In August 2003, SI.com (the Sports Illustrated web site) listed White, then at Notre Dame, third in its rankings of the most powerful people in college football. In January 2004, The Sporting News listed him in its Power 100 as third among five names in the "front office" category (and the lone college athletics director among the 100).

White has served on numerous NCAA committees, including the NCAA Council, formerly the association's highest governing body. In 2012, White was among a select group of college and professional administrators asked to serve on the Expert Advisory Board for the Knight Commission. Moreover, he was the secretary of NCAA Football, a non-profit corporation acting as the "collective voice to promote college football." For several years, he was a member of the Advocates for Athletic Equity Board of Directors (formerly BCA) and a representative with the football Bowl Championship Series. In addition, he previously was an ex-officio member of the Sugar Bowl Committee during his tenure at Tulane, was a member of the Rose Bowl Management Committee while at Arizona State, and also worked closely with the Fiesta Bowl during his stay in Tempe.

Before becoming an administrator, White served as head track and field coach at Southeast Missouri State and assistant cross country and track and field coach at Central Michigan. He began his coaching career at Gulf High School in New Port Richey, Fla., coaching cross country and track and assisting in football and wrestling.

White earned his Ph.D. from Southern Illinois University in 1983 with an emphasis on higher education administration. In 1985, he completed postdoctoral work at Harvard University's Institute for Educational Management. He earned his master's degree in athletics administration from Central Michigan University in 1976 and his bachelor's degree in business administration in 1972 from St. Joseph's College in Rensselaer, Ind., where he also competed as a sprinter. Additionally, White was recognized with honorary degrees from Loras College (2012), Notre Dame (2008, along with his wife), the United States Sports Academy (2007) and St. Joseph's College (2001). White is also a Notre Dame Honorary Monogram Club Member.

White and his wife, Jane, a former college track and field coach, have five children and 14 grandchildren.

Current or Former Directors of Athletics Mentored by Dr. Kevin White

<u>Sandy Barbour</u> Tulane	<u>Boo Corrigan</u> Army West Point	<u>Ian McCaw</u> Northeastern	<u>Norwood Teague</u> VCU
<u>California</u>	*N.C. State	Massachusetts	Minnesota
<u>*Penn State</u>		Baylor	*Liberty
	<u>Mike Cragg</u> *St. John's		<u>Tim Van Alstine</u> Western Illinois
<u>Josh Berlo</u> *Minnesota Duluth		<u>Bernard Muir</u> Georgetown	*Cardinal Stritch
	<u>Bubba Cunningham</u> Ball State	Delaware	<u>Bruce Van de Velde</u> Utah State
<u>Bob Brierie</u> Loras	Tulsa	*Stanford	Iowa State
	*North Carolina		Louisiana Tech
<u>Thomas Boeh</u> Ohio University	<u>Scott Devine</u> *St. Mary's (MD)	<u>Jim Phillips</u> Northern Illinois	<u>Stan Wilcox</u> Florida State
Fresno State		*Northwestern	
<u>Greg Capell</u> Loras	<u>Herman Frazier</u> Ala.-Birmingham	<u>Chris Reynolds</u> *Bradley	<u>Mark Wilson</u> *Tennessee Tech
	Hawai'i		
<u>Vic Cegles</u> Long Beach State	<u>Gerald Harrison</u> *Austin Peay	<u>Bill Scholl</u> Ball State	*Active
		*Marquette	
<u>Sandy Hatfield Clubb</u> Drake	<u>Rudy Keeling (deceased)</u> Emerson	<u>Jim Sterk</u> Washington State	San Diego State
	Commissioner, ECAC	*Missouri	
<u>Tom Collins</u> Ball State			



Dr. Chris Kennedy
Senior Deputy
Director of Athletics



Tom Coffman
Deputy Director of Athletics/
Development



Nina King
Senior Deputy Athletic Director/
Administration, Legal Affairs
and Chief of Staff



Mitch Moser
Deputy Director of Athletics/
Chief Financial Officer



Jon Jackson
Deputy Director of Athletics/
Men's Basketball & External
Affairs



Troy Austin
Senior Associate Director of
Athletics/Internal Affairs



Brad Berndt
Senior Associate Director of
Athletics/Student Services



Todd Mesibov
Senior Associate Director of
Athletics/Compliance



Jacki Silar
Senior Associate Director of
Athletics/SWA & Student-Athlete
Development



Bob Weiseman
Senior Associate Director
of Athletics/Facilities, Game
Operations, Championships



Art Chase
Senior Associate Athletic
Director/External Affairs



Joe Manhertz
Associate Director of Athletics/
Iron Dukes Major Gifts



Mike Sobb
Associate Director of Athletics/
Resource Acquisition



Jack Winters
Associate Director of Athletics/
Iron Dukes



Leslie Barnes
Assistant Director of Athletics/
Student-Athlete Development



Gina Bradley
Assistant Director of Athletics/
Business Operations



Rachel Curtis
Assistant Athletic Director for
Facilities Branding/Director of
the Basketball Legacy Fund



Tony Sales
Assistant Director of Athletics/
Student-Athlete External Affairs



Debbie K. Savarino
Assistant Director of Athletics/
Special Events & Director of the
Basketball Legacy Fund



Elinor Hurt
Assistant Director of Athletics/
Ticket Operations



Heather Ryan
Executive Director/Academic
Services



Felicia Tittle
Executive Director/Recreation &
Physical Education



Hap Zarzour
Executive Director/Athletic
Medicine & Chair of Integrative
Performance Excellence Group



James Coleman
Chairman, Duke Athletic Council



Martha Putallaz
Faculty Athletic Representative

2018-19 Season Review

Season Notes	56-57
Results.....	58
Final Statistics	59
Box Scores	60-64

Gorecki Has Stellar Season...

Redshirt junior Haley Gorecki reached a number of impressive milestones in 2018-19 as she became the third Blue Devil to register 500 points, 200 rebounds, 100 assists and 75 steals in a season. She joined only Alana Beard (2001-02, 2002-03) and Monique Currie (2004-05), which is pretty impressive company. Gorecki notched 515 points, 213 rebounds, 116 assists and 79 steals in only 30 games.

- Haley Gorecki was the only player in the ACC to rank in the top 17 in all four per game categories (points, rebounds, steals and assists) and one of four in power five conferences to rank in the top 17 in all four categories in her conference (Bridget Carleton of Iowa State, Sabrina Ionescu of Oregon, Aari McDonald of Arizona).

Storylines/Other Blue Devil Notes...

- Haley Gorecki averaged 18.8 points, 6.1 rebounds, 3.3 assists and 3.0 steals against ranked opponents on the season.
- Leaonna Odom averaged 13.1 points to rank 26th in the ACC, while ranking 14th with a 50.6 field goal percentage.
- With the victory over Pitt in the ACC Tournament first round, Joanne P. McCallie became just the seventh ACC coach to notch 20 ACC Tournament victories.
- Haley Gorecki ranked tied for fourth in the ACC with 11 games with 20+ points.
- Leaonna Odom owns 988 points over her career and needs 12 points to become the 34th Duke player to reach the 1,000-point mark.
- Haley Gorecki blocked only one shot the first 18 games of the season, but over the last 11 games she totaled nine swats, including two at Notre Dame.
- Miela Goodchild's 26 points against fifth-ranked Notre Dame joined only Duke's Alana Beard as freshmen to score 26 or more points against a top-five team nationally. Beard had 27 points versus Iowa State on Dec. 30, 2000.
- Jade Williams, Onome Akinbode-James, and Leaonna Odom combined to block 89 shots this year. Duke opponents totaled 94 blocks.
- Haley Gorecki averaged 36.0 minutes per game, which ranked tied second in the ACC. The 36.0 per game average ranked tied for first in Duke history along with Katie Meier. Meier averaged 36.0 minutes in 1989-90.
- Jade Williams had 15 points, eight rebounds, three assists, three steals and three blocks against Pittsburgh. She is one of only three players in the ACC to notch 15-8-3-3-3 in a game in 2018-19 (Brianna Turner of Notre Dame, Emily Engstler of Syracuse).
- Senior Faith Suggs led the Blue Devils with 13 charges taken on the season and 17 over her four year career.

Career Highs Versus Pitt in ACCs...

Duke featured numerous season highs and career highs in the ACC Tournament first round against Pitt.

- Faith Suggs (16 points)
- Jayda Adams (15 points)
- Duke season high 55.2 field goal percentage
- Tied season high with 20 assists as team
- 12 three-pointers was team season high
- Scored season-high 50 second half points

Duke Ties ACC Tournament Record...

Duke tied the ACC Tournament record with its season-high 12 three-pointers made against Pitt. It marked the third different time the Blue Devils have hit 12 three-pointers in the tournament.

Most 3-Point Field Goals Made

- 12, Duke vs. Wake Forest (2005 - QF)
- 12, Duke vs. NC State (2013 - QF)
- 12, Duke vs. Pitt (2019 - FR)
- 12, Syracuse vs. NC State (2016 - QF)

Impressive Three-Point Numbers...

With her five three-pointers made against Pitt in the ACC Tournament first round, Duke freshman Miela Goodchild broke the Blue Devil freshman record for most made three-pointers in a season with 73.

She broke Rebecca Greenwell's record of 72, which was in 34 games. Goodchild broke the record in 29 contests.

Goodchild set a Duke freshman record with eight three-pointers made at Notre Dame and also set a rookie record with 14 attempts. Her 73 treys ranked as the tied for ninth most in Duke history overall.

ACC Freshman Record - 3-Pointers Made

- 85 Kaela Davis, Georgia Tech (2013-14)
- 81 Gabby Cooper, Syracuse (2016-17)
- 80 Milan Bolden-Morris, Boston College (2017-18)
- 80 Dara Mabrey, Virginia Tech (2018-19)
- 76 Aisha Shepard, Virginia Tech (2017-18)
- 76 Stephanie Watts, North Carolina (2015-16)
- 74 Kelly Hughes, Boston College (2013-14)
- 73 Miela Goodchild, Duke (2018-19)**
- 72 Rebecca Greenwell, Duke (2014-15)

Leading the Blue Devils...

Haley Gorecki led Duke in points (17.2), rebounds (7.1) and assists (3.9). She became the first Blue Devil in school history to lead the squad in all three of those categories.

Katie Meier led Duke in points, assists and tied for the lead in rebounds during the 1989-90 campaign.

In ACC history, only six players had led their schools in scoring, rebounding and assists -- Lakeia Stokes, Clemson (2003-04), Kisha Ford, Georgia Tech (1993-94), Sherise Johnson, Miami (2011-12), Laine Selwyn, Pitt (2001-02; 2002-03), Amy Privette, Wake Forest (1986-87) and Bernadette McGlade, UNC (1979-80).

Goodchild Has Standout Season ...

When it was all said and done, freshman Miela Goodchild turned in one of the best seasons as a rookie in Duke history.

She averaged 10.9 points, 1.9 rebounds, 1.7 assists and 1.0 steals. Her 73 three-pointers was a Duke freshman record and ranked as the eighth-most by a freshman in ACC history. It also ranked tied for the fourth most in Duke history.

Goodchild ranked tied for sixth nationally with a 44.5 three-point field goal percentage. It was the third-highest percentage by a freshman nationally.

In the ACC, she ranked second with a 44.5 percentage and tied for fifth with 2.4 three-pointers made per game.

Akinbode-James on Blocks List...

Freshman Onome Akinbode-James started the final 13 games to close the season.

Akinbode-James' finished the season with 42 blocked shots, which ranked fourth on Duke's freshman record list.

In the ACC stats, she ranked eight in blocks with 1.4 per game, while in ACC games only, she ranked fourth with a 1.8 average.

Her 63 offensive rebounds ranked 10th among Duke freshmen.

Williams Coming on Strong...

Over the last 11 games of the season, sophomore Jade Williams averaged 10.2 points, 6.5 rebounds, 1.3 assists and 1.3 steals.

Williams scored double-digits in six of those. She also drained her first two three-pointers of her career on four attempts.

She pulled down a career-high 13 rebounds against UNC in the last regular season contest to go along with 15 points for her second collegiate double-double. She hit 7-of-12 field goals.

Gorecki, Goodchild Receive All-ACC Honors...

With the 2018-19 Women's Basketball All-ACC accolades being released, two Blue Devils received honors with Haley Gorecki and Miela Goodchild voted by the Blue Ribbon Panel and league head coaches.

Gorecki earned All-ACC First Team accolades from the Blue Ribbon Panel and second team from the league head coaches, while Goodchild was named to the All-ACC Freshman team for both the Blue Ribbon Panel and the league coaches.

It marks the 10th straight year the Blue Devils have featured at least one student-athlete on the All-ACC first team.

One of a Kind...

Duke redshirt junior Haley Gorecki was one of only three players nationally and the only power five conference player to average over 17.0 points, 7.0 rebounds, 3.9 assists and 2.6 steals on the season.

Gorecki ranked fifth in the ACC in scoring (17.2), tied for second in steals (2.6), 17th in rebounding (7.1), tied 10th in assists (3.9) and second in minutes played (36.0).

Only two other Duke players had ever averaged at least 17.0 points, 6.0 rebounds, 3.0 assists, and 2.0 steals for an entire season:

- Alana Beard (2001-02):
19.8 ppg, 6.1 rpg, 4.4 apg, 3.26 spg
- Monique Currie (2004-05):
17.5 ppg, 7.1 rpg, 3.41 apg, 2.14 spg

Boykin Ties Freshman Record...

With her 11 assists at Georgia Tech, redshirt freshman Mikayla Boykin tied a Duke freshman record. It was the most assists by a Blue Devil rookie since Feb. 2, 1980 as Patti Thomasson dished 11 dimes against Appalachian State.

A Duke rookie has dished 10 or more assists a total of seven times in school history. Other rookies to accomplish this were Thomasson, Alexis Jones, Abby Waner, Wanisha Smith and Krista Gingrich.

The 11 assists were the most by an ACC freshman on the season.

Adams Makes Most of Start...

In her first collegiate start, sophomore Jayda Adams totaled a career-high 12 points, while hitting a career-high 4-of-5 three-pointers.

Adams' four three-pointers in her starting debut was tied for the most in Duke history along with Windsor Coggeshall (1995-96), Nicole Erickson (1997-98) and Tricia Liston (2010-11). Her 80.0 percent (4-of-5) from beyond the arc was the most by any debuting start who took at least four three-pointers.

She played a season-high 27 minutes, had a career-high four rebounds and tied a career high with two steals.

Down Point Guards...

Duke was down three point guards this season with the injuries to Mikayla Boykin and Kyra Lambert. Freshman guard Rayah Craig left the program after the first semester as well.

This hurt Duke's offense and limited the Blue Devils to only 12.6 assists per game, which was one of the lowest per game averages in school history.

Triple-Double by Gorecki...

For only the eighth time in school history a Blue Devil registered a triple-double as Haley Gorecki totaled 16 points, 10 rebounds and 10 assists against Pitt on Feb. 3.

It was the first triple-double since 2014 (Ka'lia Johnson) and the first triple-double for a Duke player in ACC play since 2013 (Chelsea Gray).

Other Blue Devils to total a triple-double were Jasmine Thomas, Monique Currie, Elizabeth Williams and Katie Meier.

Gorecki on Three-Point List...

On the season, Haley Gorecki attempted 208 three-pointers, which was tied for the most three's attempted in school history along with Rebecca Greenwell from the 2016-17 season.

Goodchild Impresses at Notre Dame...

Freshman Miela Goodchild rose to the occasion at fifth-ranked Notre Dame as she scored a career-high 26 points and also set new freshman records for three-pointers made (8) and three-pointers attempted (14).

She scored 21 of her 26 points in the second half and hit seven three-pointers in the second half. Her 26 points was tied for the 12th most by a Duke freshman in a single game.

Her eight three-pointers matched Rebecca Geenwell's Duke overall single

game record as well. Goodchild's 14 three-pointers attempted was tied for the fourth most in Duke history.

From Downtown...

Haley Gorecki averaged 6.93 three-pointers attempted in 2018-19, which was a school record.

3PA	Player
6.93	Haley Gorecki, 2018-19
6.12	Rebecca Greenwell, 2016-17
6.07	Rebecca Greenwell, 2017-18
6.06	Abby Waner, 2007-08

Average Shots...

Haley Gorecki averaged 15.6 shots a contest on the season, which was the most in school history.

Avg. Shots	Player
15.6	Haley Gorecki, 2018-19
15.1	Alana Beard, 2002-03
14.8	Jasmine Thomas, 2009-10

Gorecki Registers Impressive Mark...

Redshirt junior Haley Gorecki joined one of the elite as she became just the seventh Blue Devil to total over 500 points, 200 rebounds and 100 assists in their first 50 collegiate games. She joined only Alana Beard, Lexie Brown, Monique Currie, Rebecca Greenwell, Alexis Jones and Katie Meier.

Impressive 300 Wins...

With the win against Ball State, Duke head coach Joanne P. McCallie reached 300 wins at Duke in her 12 seasons. She became the quickest ACC coach to reach 300 wins at an institution in only 382 games.

McCallie was 15 quicker than the next closest coach, which was Kay Yow of NC State, which it took her 397 contests. In comparing two of the winningest coaches of all time Geno Auriemma (386) and Pat Summitt (397), Coach P was quicker than both of them.

Back-to-Back 20s...

For the first time in her career, Duke junior Leaonna Odom collected back-to-back games with 20 or more points against Florida State and Wake Forest.

In those two contests, Odom averaged 20.0 points, 5.0 rebounds, 1.5 assists and 1.0 steals. She hit 17-of-24 field goals for a 70.8 percentage.

Standing Tall...

Duke featured one of the tallest women's basketball players in school history on the roster as a rookie in 2018-19. Uchenna Nwoke out of Grand Prairie, Texas and South Grand Prairie H.S., stands 6-6.

Nwoke is tied for the third tallest student-athlete in Duke history.

Tallest Players in Duke History

1. Alison Bales (2004-07)	6-7
Lello Gebisa (2000-01)	6-7
3. Uchenna Nwoke (2018-19-present)	6-6
Azura Stevens (2015-16)	6-6
Michele Van Gorp (1998-99)	6-6

Nwoke is tied for the second-tallest player in the ACC in 2018-19.

Tallest Players in the ACC in 2018-19

1. Felicia Aiyeotan, Virginia	6-9
2. Uchenna Nwoke, Duke	6-6
Naomi Van Nes, UNC	6-6
4. Elissa Cunane, NC State	6-5
Elizabeth Dixon, Georgia Tech	6-5

SEASON RESULTS

2019-20 WOMEN'S BASKETBALL MEDIA GUIDE

RECORD:	OVERALL	HOME	AWAY	NEUTRAL
ALL GAMES	15-15	9-4	4-8	2-3
CONFERENCE	6-10	4-4	2-6	0-0
NON-CONFERENCE	9-5	5-0	2-2	2-3

DATE	TIME	OPPONENT	SCORE	ATTENDANCE	HIGH POINTS	HIGH REBOUNDS
11-11-18	1:00 PM	at Northwestern	L, 58-84	2258	(14) Leaonna Odom	(14) Leaonna Odom
11-15-18	7:02 PM	at Maine	W, 66-63	2868	(21) Haley Gorecki	(6) Jade Williams (6) Haley Gorecki
11-18-18	2:00 PM	ELON	W, 81-64	3313	(23) Leaonna Odom	(10) Leaonna Odom
11-23-18	1:30 PM	~ vs Washington	L, 64-71	458	(20) Haley Gorecki	(10) Leaonna Odom
11-24-18	11:00 AM	~ vs Ball State	W, 79-62	516	(19) Haley Gorecki	(9) Leaonna Odom
11-25-18	1:30 pm	~ vs #21/18 Missouri	L, 54-62	762	(24) Haley Gorecki	(11) O. Akinbode-James
11-28-18	8:00 PM	at Wisconsin	W, 60-53	3483	(14) Haley Gorecki (14) O. Akinbode-James	(14) O. Akinbode-James
12-02-18	2:00 PM	MARIST	W, 64-56	2923	(20) Leaonna Odom	(11) Leaonna Odom
12-06-18	7:00 PM	UNLV	W, 66-38	3018	(14) Miela Goodchild	(7) O. Akinbode-James
12-20-18	10:00 PM (E)	at #11/8 Oregon State	L, 57-71	7060	(18) Haley Gorecki	(11) Haley Gorecki
12-28-18	7:00 PM	EAST CAROLINA	W, 83-66	3512	(26) Haley Gorecki	(11) Haley Gorecki
12-30-18	2:00 PM	FGCU	W, 57-41	3310	(17) Jade Williams	(11) Jade Williams
1-3-19	7:02 PM	* at #9/9 NC State	L, 51-63	2971	(19) Haley Gorecki	(8) Leaonna Odom
1-6-19	2:00 PM	* #3/3 LOUISVILLE	L, 51-73	4228	(16) Leaonna Odom	(7) Leaonna Odom
1-10-19	7:00 PM	* at Georgia Tech	L, 64-70	1485	(22) Haley Gorecki	(9) Haley Gorecki
01-17-19	7:00 PM	* MIAMI	L, 50-58	3664	(13) Miela Goodchild	(9) Haley Gorecki
1-20-19	2:00 PM	* at #-/21 Florida State	L, 62-66	3636	(25) Haley Gorecki	(7) Leaonna Odom
1-24-19	7:00 PM	* WAKE FOREST	W, 66-52	3202	(20) Leaonna Odom	(5) Miela Goodchild
1-27-19	1:00 PM	* #13/14 SYRACUSE	L, 55-64	4004	(26) Haley Gorecki	(10) Haley Gorecki
1-31-19	7:00 PM	* at Boston College	L, 90-92 (2OT)	925	(24) Haley Gorecki	(14) Haley Gorecki
2-3-19	2:00 PM	* PITTSBURGH	W, 74-55	3722	(20) Miela Goodchild	(10) Haley Gorecki
2-7-19	7:00 PM	* at North Carolina	W, 85-69	3123	(28) Haley Gorecki	(10) Haley Gorecki
2-10-19	2:00 PM	* at Virginia	L, 47-53	3536	(13) Leaonna Odom (13) Haley Gorecki	(6) Haley Gorecki (6) O. Akinbode-James
02-14-19	7:00 PM	* VIRGINIA TECH	L, 57-64	3117	(26) Haley Gorecki	(8) Haley Gorecki
2-21-19	7:00 PM	* at #5/5 Notre Dame	L, 61-89	8399	(26) Miela Goodchild	(7) Leaonna Odom
2-24-19	1:00 PM	* at Wake Forest	W, 55-44	2037	(17) Jade Williams	(9) O. Akinbode-James
2-28-19	7:00 PM	* CLEMSON	W, 63-59	3149	(21) Haley Gorecki	(14) O. Akinbode-James
3-3-19	12:00 PM	* NORTH CAROLINA	W, 62-44	9314	(22) Leaonna Odom	(13) Jade Williams
3-6-19	6:30 PM	^ vs Pittsburgh	W, 86-64	3233	(19) Miela Goodchild	(7) Jade Williams (7) Faith Suggs
3-7-19	8:00 PM	^ vs #22/21 Florida State	L, 41-51	4024	(17) Haley Gorecki	(7) Haley Gorecki (6) Leaonna Odom

* = Conference game

~ = Gulf Coast Showcase in Estero, Fla.

^ = ACC Tournament in Greensboro, N.C.

ATTENDANCE SUMMARY	GAMES	TOTALS	AVG/GAME
HOME	13	50476	3883
AWAY	12	41781	3482
NEUTRAL	5	8993	1799
TOTAL	30	101250	3375

Overall Statistics

Record: 15-15 Home: 9-4 Away: 4-8 Neutral: 2-3

##	Player	GP	GS	TOTAL			3-PTS			FT	A	Pct	REBOUNDS				PF	DQ	AST	TO	Blk	Stl	Pts	PPG		
				Min	MPG	FG	A	Pct	FG				A	Pct	OR	DR									TR	RPG
02	Haley Gorecki	30	30	1080	36.0	171	469	.365	58	208	.279	115	160	.719	23	190	213	7.1	52	1	116	108	10	78	515	17.2
05	Leaonna Odom	30	29	1033	34.4	169	334	.506	0	1	.000	56	95	.589	54	138	192	6.4	72	1	76	94	27	49	394	13.1
03	Miela Goodchild	30	22	926	30.9	114	252	.452	73	164	.445	27	31	.871	12	44	56	1.9	41	0	51	76	5	30	328	10.9
12	Mikayla Boykin	8	5	236	29.5	31	75	.413	7	26	.269	6	10	.600	6	27	33	4.1	11	0	36	27	0	16	75	9.4
25	Jade Williams	30	23	830	27.7	106	231	.459	2	5	.400	39	67	.582	74	87	161	5.4	94	4	28	67	20	27	253	8.4
24	O. Akinbode-James	30	22	625	20.8	49	109	.450	0	0	.000	22	40	.550	63	98	161	5.4	70	2	16	61	42	20	120	4.0
32	Jayda Adams	30	2	535	17.8	32	96	.333	21	57	.368	9	15	.600	16	21	37	1.2	32	0	29	27	2	19	94	3.1
14	Faith Suggs	30	16	517	17.2	37	87	.425	6	17	.353	13	26	.500	22	56	78	2.6	44	0	14	41	3	21	93	3.1
23	Rayah Craig	9	1	89	9.9	9	21	.429	4	10	.400	3	4	.750	4	7	11	1.2	12	1	5	11	1	5	25	2.8
11	Sofia Roma	24	0	129	5.4	3	6	.500	0	0	.000	3	3	1.000	8	15	23	1.0	22	0	5	11	2	1	9	0.4
13	Uchenna Nwoke	8	0	20	2.5	1	4	.250	0	0	.000	0	0	.000	2	1	3	0.4	3	0	0	3	0	1	2	0.3
44	Madison Treece	4	0	17	4.3	0	1	.000	0	1	.000	1	2	.500	4	0	4	1.0	4	0	1	3	0	0	1	0.3
30	Emily Schubert	5	0	13	2.6	0	4	.000	0	0	.000	0	0	.000	0	0	0	0.0	2	0	0	1	0	0	0	0.0
TM	TEAM																									
Total		30				722	1689	.427	171	489	.350	294	453	.649	349	737	1086	36.2	459	9	377	545	112	267	1909	63.6
Opponents		30				687	1786	.385	198	667	.297	289	417	.693	393	685	1078	35.9	444	-	412	512	94	265	1861	62.0

Score by Periods	1	2	3	4	OT	OT	Total
Duke	405	479	496	505	11	13	1909
Opponents	425	452	452	506	11	15	1861

Atlantic Coast Conference Statistics

Record: 6-10 Home: 4-4 Away: 2-6 Finish: 0-0

##	Player	GP	GS	TOTAL			3-PTS			FT	A	Pct	REBOUNDS				PF	DQ	AST	TO	Blk	Stl	Pts	PPG		
				Min	MPG	FG	A	Pct	FG				A	Pct	OR	DR									TR	RPG
02	Haley Gorecki	16	16	593	37.1	92	248	.371	33	107	.308	64	88	.727	17	104	121	7.6	30	0	69	70	8	39	281	17.6
05	Leaonna Odom	16	15	588	36.8	87	183	.475	0	0	.000	32	55	.582	23	73	96	6.0	40	1	45	39	15	30	206	12.9
03	Miela Goodchild	16	11	497	31.1	66	149	.443	42	102	.412	11	12	.917	7	23	30	1.9	18	0	25	37	3	16	185	11.6
25	Jade Williams	16	16	481	30.1	63	135	.467	2	4	.500	23	33	.697	34	51	85	5.3	52	1	20	37	11	21	151	9.4
12	Mikayla Boykin	4	4	124	31.0	14	40	.350	5	14	.357	2	2	1.000	5	11	16	4.0	5	0	20	17	0	7	35	8.8
24	O. Akinbode-James	16	12	348	21.8	24	51	.471	0	0	.000	13	23	.565	34	49	83	5.2	37	2	8	30	28	9	61	3.8
32	Jayda Adams	16	2	314	19.6	16	63	.254	11	39	.282	4	7	.571	11	14	25	1.6	23	0	15	20	0	12	47	2.9
14	Faith Suggs	16	4	218	13.6	9	29	.310	3	10	.300	4	7	.571	8	23	31	1.9	24	0	4	22	0	7	25	1.6
11	Sofia Roma	14	0	75	5.4	0	1	.000	0	0	.000	2	2	1.000	4	8	12	0.9	12	0	3	7	0	0	2	0.1
13	Uchenna Nwoke	3	0	9	3.0	0	0	.000	0	0	.000	0	0	.000	1	0	1	0.3	2	0	0	1	0	1	0	0.0
30	Emily Schubert	2	0	3	1.5	0	2	.000	0	0	.000	0	0	.000	0	0	0	0.0	0	0	0	0	0	0	0	0.0
TM	Team																									
Total		16				371	901	.412	96	276	.348	155	229	.677	177	379	556	34.8	243	4	209	289	65	142	993	62.1
Opponents		16				378	967	.391	96	331	.290	163	236	.691	222	384	606	37.9	231	-	221	268	50	151	1015	63.4

Score by Periods	1	2	3	4	OT	OT	Total
Duke	216	242	250	261	11	13	993
Opponents	250	236	244	259	11	15	1015

Northwestern 84, I21/20I Duke 58

Box score for Northwestern vs Duke on November 23, 2018 at Welsh-Ryan Arena (Evanston, Ill.). Includes player stats and team totals.

FG's (1Q: 5-12, 41.7%; 2Q: 5-14, 35.7%; 3Q: 5-14, 35.7%; 4Q: 6-20, 30.0%)
3FG's (1Q: 1-3, 33.3%; 2Q: 0-2, 0.0%; 3Q: 2-3, 66.7%; 4Q: 0-8, 0.0%)
FT's (1Q: 0-1, 0.0%; 2Q: 4-6, 66.7%; 3Q: 9-10, 90.0%; 4Q: 0-0, 0.0%)

Summary box score for Northwestern vs Duke on November 23, 2018. Includes FG, 3FG, FT, REB, PF, TP, A, TO, B, S, Min for both teams.

FG's (1Q: 6-15, 40.0%; 2Q: 7-19, 36.8%; 3Q: 9-16, 56.3%; 4Q: 4-14, 28.6%)
3FG's (1Q: 3-7, 42.9%; 2Q: 0-4, 0.0%; 3Q: 5-7, 71.4%; 4Q: 0-2, 0.0%)
FT's (1Q: 3-3, 100.0%; 2Q: 1-2, 50.0%; 3Q: 5-5, 100.0%; 4Q: 15-19, 78.9%)

Officials: Tina Napier, Kevin Pethitel, Michael McConnell
Attendance: 2,258 • Technical Fouls: Duke-Rayah Craig; TEAM: Northwestern-Jess Sancataldo; TEAM:

Score by Periods table for Northwestern vs Duke. Shows scores for 1st, 2nd, 3rd, 4th quarters and Total.

Washington 71, Duke 64

Box score for Washington vs Duke on November 23, 2018 at Gulf Coast Classic (Ft. Meyers, Fla.). Includes player stats and team totals.

FG's (1Q: 5-13, 38.5%; 2Q: 5-14, 35.7%; 3Q: 7-13, 53.8%; 4Q: 6-17, 40.4%)
3FG's (1Q: 1-5, 20.0%; 2Q: 0-2, 0.0%; 3Q: 2-4, 50.0%; 4Q: 3-5, 37.5%)
FT's (1Q: 1-1, 100.0%; 2Q: 2-4, 50.0%; 3Q: 2-4, 50.0%; 4Q: 7-9, 77.8%)

Summary box score for Washington vs Duke on November 23, 2018. Includes FG, 3FG, FT, REB, PF, TP, A, TO, B, S, Min for both teams.

FG's (1Q: 6-15, 40.0%; 2Q: 8-13, 61.5%; 3Q: 5-13, 38.5%; 4Q: 6-12, 50.0%)
3FG's (1Q: 3-8, 37.5%; 2Q: 5-9, 55.6%; 3Q: 0-4, 0.0%; 4Q: 8-26, 30.8%)
FT's (1Q: 1-3, 33.3%; 2Q: 0-0, 0.0%; 3Q: 5-7, 71.4%; 4Q: 7-8, 87.5%)

Officials: Brian Garland, Jennifer Rezac, Talisa Green
Attendance: 458 • Technical Fouls: None

Score by Periods table for Washington vs Duke. Shows scores for 1st, 2nd, 3rd, 4th quarters and Total.

I--/20I Duke 66, Maine 63

Box score for I--/20I Duke vs Maine on November 15, 2018 at Cross Insurance Center (Bangor, ME). Includes player stats and team totals.

FG's (1Q: 7-13, 53.8%; 2Q: 4-12, 33.3%; 3Q: 9-13, 69.2%; 4Q: 6-10, 60.0%)
3FG's (1Q: 2-5, 40.0%; 2Q: 1-4, 25.0%; 3Q: 2-4, 50.0%; 4Q: 3-6, 50.0%)
FT's (1Q: 0-1, 0.0%; 2Q: 2-3, 66.7%; 3Q: 2-4, 50.0%; 4Q: 2-6, 33.3%)

Summary box score for I--/20I Duke vs Maine on November 15, 2018. Includes FG, 3FG, FT, REB, PF, TP, A, TO, B, S, Min for both teams.

FG's (1Q: 3-17, 17.6%; 2Q: 7-14, 50.0%; 3Q: 8-15, 53.3%; 4Q: 9-15, 60.0%)
3FG's (1Q: 0-8, 0.0%; 2Q: 2-7, 28.6%; 3Q: 3-6, 50.0%; 4Q: 2-6, 33.3%)
FT's (1Q: 0-0, 0.0%; 2Q: 0-0, 0.0%; 3Q: 0-0, 0.0%; 4Q: 2-2, 100.0%)

Officials: Timothy Greene, Fatou Cissoko-Stephens, Brandon Enterline
Attendance: 2,868 • Technical Fouls: None

Score by Periods table for I--/20I Duke vs Maine. Shows scores for 1st, 2nd, 3rd, 4th quarters and Total.

Duke 79, Ball State 62

Box score for Duke vs Ball State on November 24, 2018 at Gulf Coast Classic (Ft. Meyers, Fla.). Includes player stats and team totals.

FG's (1Q: 8-20, 40.0%; 2Q: 7-9, 77.8%; 3Q: 8-19, 42.1%; 4Q: 9-13, 69.2%)
3FG's (1Q: 3-5, 60.0%; 2Q: 4-4, 100.0%; 3Q: 1-6, 16.7%; 4Q: 0-3, 0.0%)
FT's (1Q: 2-3, 66.7%; 2Q: 5-9, 55.6%; 3Q: 0-2, 0.0%; 4Q: 0-1, 0.0%)

Summary box score for Duke vs Ball State on November 24, 2018. Includes FG, 3FG, FT, REB, PF, TP, A, TO, B, S, Min for both teams.

FG's (1Q: 8-20, 40.0%; 2Q: 7-9, 77.8%; 3Q: 8-19, 42.1%; 4Q: 9-13, 69.2%)
3FG's (1Q: 3-5, 60.0%; 2Q: 4-4, 100.0%; 3Q: 1-6, 16.7%; 4Q: 0-3, 0.0%)
FT's (1Q: 2-3, 66.7%; 2Q: 5-9, 55.6%; 3Q: 0-2, 0.0%; 4Q: 0-1, 0.0%)

Officials: Doug Knight, Dawn Marsh, Billy Smith
Attendance: 516 • Technical Fouls: None

Score by Periods table for Duke vs Ball State. Shows scores for 1st, 2nd, 3rd, 4th quarters and Total.

I--/20I Duke 81, Elon 64

Box score for I--/20I Duke vs Elon on November 18, 2018 at Cameron Indoor Stadium (Durham, N.C.). Includes player stats and team totals.

FG's (1Q: 10-16, 62.5%; 2Q: 9-18, 50.0%; 3Q: 9-19, 47.4%; 4Q: 6-12, 50.0%)
3FG's (1Q: 1-2, 50.0%; 2Q: 2-7, 28.6%; 3Q: 1-5, 20.0%; 4Q: 0-2, 0.0%)
FT's (1Q: 3-4, 75.0%; 2Q: 4-6, 66.7%; 3Q: 1-2, 50.0%; 4Q: 1-4, 25.0%)

Summary box score for I--/20I Duke vs Elon on November 18, 2018. Includes FG, 3FG, FT, REB, PF, TP, A, TO, B, S, Min for both teams.

FG's (1Q: 5-11, 45.5%; 2Q: 7-15, 46.7%; 3Q: 5-12, 41.7%; 4Q: 4-15, 26.7%)
3FG's (1Q: 2-6, 33.3%; 2Q: 2-6, 33.3%; 3Q: 1-3, 33.3%; 4Q: 2-8, 25.0%)
FT's (1Q: 8-12, 66.7%; 2Q: 3-4, 75.0%; 3Q: 3-4, 75.0%; 4Q: 1-3, 33.3%)

Officials: Eric Brewton, Daryl Humphrey, Pualani Spurlock
Attendance: 3,313 • Technical Fouls: None

Score by Periods table for I--/20I Duke vs Elon. Shows scores for 1st, 2nd, 3rd, 4th quarters and Total.

I21/18I Missouri 62, Duke 54

Box score for I21/18I Missouri vs Duke on November 25, 2018 at Gulf Coast Classic (Ft. Meyers, Fla.). Includes player stats and team totals.

FG's (1Q: 5-11, 45.5%; 2Q: 4-12, 33.3%; 3Q: 5-13, 38.5%; 4Q: 5-13, 38.5%)
3FG's (1Q: 1-4, 25.0%; 2Q: 2-4, 50.0%; 3Q: 0-2, 0.0%; 4Q: 2-7, 28.6%)
FT's (1Q: 1-2, 50.0%; 2Q: 4-8, 50.0%; 3Q: 2-2, 100.0%; 4Q: 4-6, 66.7%)

Summary box score for I21/18I Missouri vs Duke on November 25, 2018. Includes FG, 3FG, FT, REB, PF, TP, A, TO, B, S, Min for both teams.

FG's (1Q: 2-12, 16.7%; 2Q: 6-16, 37.5%; 3Q: 5-12, 41.7%; 4Q: 6-14, 42.9%)
3FG's (1Q: 2-10, 20.0%; 2Q: 6-11, 54.5%; 3Q: 3-4, 75.0%; 4Q: 5-9, 55.6%)
FT's (1Q: 2-2, 100.0%; 2Q: 0-0, 0.0%; 3Q: 0-0, 0.0%; 4Q: 6-8, 75.0%)

Officials: Kevin Pethitel, Dawn Marsh, Kevin Sparrock
Attendance: 762 • Technical Fouls: None

Score by Periods table for I21/18I Missouri vs Duke. Shows scores for 1st, 2nd, 3rd, 4th quarters and Total.

113/141 Syracuse 64, Duke 55

January 27, 2019 at Cameron Indoor Stadium (Durham, N.C.) Syracuse vs Duke box score table with columns for FG, 3FG, FT, REB, PF, TP, A, TO, B, S, Min, and Totals.

FG's (1Q: 5-16, 31.3%; 2Q: 1-13, 7.7%; 3Q: 12-18, 66.7%; 4Q: 4-12, 33.3%)
3FG's (1Q: 3-9, 33.3%; 2Q: 1-3, 33.3%; 3Q: 5-9, 55.6%; 4Q: 1-4, 25.0%)
FT's (1Q: 4-5, 80.0%; 2Q: 1-2, 50.0%; 3Q: 2-2, 100.0%; 4Q: 3-4, 75.0%)

Duke box score table with columns for FG, 3FG, FT, REB, PF, TP, A, TO, B, S, Min, and Totals.

FG's (1Q: 5-14, 35.7%; 2Q: 6-15, 40.0%; 3Q: 4-8, 50.0%; 4Q: 6-12, 50.0%)
3FG's (1Q: 2-7, 28.6%; 2Q: 1-4, 25.0%; 3Q: 0-1, 0.0%; 4Q: 1-4, 25.0%)
FT's (1Q: 0-0, 0.0%; 2Q: 1-2, 50.0%; 3Q: 5-8, 62.5%; 4Q: 3-3, 100.0%)

Officials: Denise Brooks, Daryl Humphrey, Dawn Marsh
Attendance: 4004 • Technical Fouls: Syracuse-none. Duke-none.

Score by Periods table with columns for 1st, 2nd, 3rd, 4th, Total and rows for #13/14 Syracuse and Duke.

Boston College 92, Duke 90 (20T)

January 27, 2019 at Conte Forum (Chestnut Hill, Mass.) Boston College vs Duke box score table with columns for FG, 3FG, FT, REB, PF, TP, A, TO, B, S, Min, and Totals.

FG's (1Q: 2-8, 25.0%; 2Q: 10-18, 55.6%; 3Q: 6-15, 40.0%; 4Q: 5-12, 41.7%)
3FG's (1Q: 0-3, 0.0%; 2Q: 5-7, 71.4%; 3Q: 2-6, 33.3%; 4Q: 0-3, 0.0%)
FT's (1Q: 5-6, 83.3%; 2Q: 0-0, 0.0%; 3Q: 5-6, 83.3%; 4Q: 3-6, 50.0%)

Boston Col. box score table with columns for FG, 3FG, FT, REB, PF, TP, A, TO, B, S, Min, and Totals.

FG's (1Q: 8-15, 53.3%; 2Q: 5-13, 38.5%; 3Q: 6-16, 37.5%; 4Q: 5-15, 33.3%)
3FG's (1Q: 1-4, 25.0%; 2Q: 4-7, 57.1%; 3Q: 3-7, 42.9%; 4Q: 3-7, 42.9%)
FT's (1Q: 1-3, 33.3%; 2Q: 2-2, 100.0%; 3Q: 3-4, 75.0%; 4Q: 1-2, 50.0%)

Officials: Linda Miles, Dan Outlaw, Thomas Danaher
Attendance: 925 • Technical Fouls: Duke-none. Boston College-none.

Score by Periods table with columns for 1st, 2nd, 3rd, 4th, OT, OT2, Total and rows for Duke and Boston College.

Duke 85, North Carolina 69

February 7, 2019 at Chapel Hill, N.C. (Carmichael Arena) Duke vs North Carolina box score table with columns for FG, 3FG, FT, REB, PF, TP, A, TO, B, S, Min, and Totals.

FG's (1Q: 8-17, 47.1%; 2Q: 8-10, 80.0%; 3Q: 9-18, 50.0%; 4Q: 8-13, 61.5%)
3FG's (1Q: 2-5, 40.0%; 2Q: 1-2, 50.0%; 3Q: 1-4, 25.0%; 4Q: 2-2, 100.0%)
FT's (1Q: 0-1, 0.0%; 2Q: 5-6, 83.3%; 3Q: 1-3, 33.3%; 4Q: 7-10, 70.0%)

North Carolina box score table with columns for FG, 3FG, FT, REB, PF, TP, A, TO, B, S, Min, and Totals.

FG's (1Q: 9-21, 42.9%; 2Q: 3-13, 23.1%; 3Q: 6-14, 42.9%; 4Q: 4-18, 22.2%)
3FG's (1Q: 4-8, 50.0%; 2Q: 0-6, 0.0%; 3Q: 1-4, 25.0%; 4Q: 1-7, 14.3%)
FT's (1Q: 2-2, 100.0%; 2Q: 1-1, 100.0%; 3Q: 8-10, 80.0%; 4Q: 8-9, 88.9%)

Officials: Bryan Brunette, Carla Fountain, Bob Entlerline
Attendance: 3123 • Technical Fouls: Duke-none. North Carolina-none.

Score by Periods table with columns for 1st, 2nd, 3rd, 4th, Total and rows for Duke and North Carolina.

Duke 47, Virginia 53

February 10, 2019 at Charlottesville, Va. (John Paul Jones) Duke vs Virginia box score table with columns for FG, 3FG, FT, REB, PF, TP, A, TO, B, S, Min, and Totals.

FG's (1Q: 3-12, 25.0%; 2Q: 8-11, 72.7%; 3Q: 5-11, 45.5%; 4Q: 4-16, 25.0%)
3FG's (1Q: 0-4, 0.0%; 2Q: 3-5, 60.0%; 3Q: 0-1, 0.0%; 4Q: 1-5, 20.0%)
FT's (1Q: 1-3, 33.3%; 2Q: 0-0, 0.0%; 3Q: 0-0, 0.0%; 4Q: 2-2, 100.0%)

Virginia box score table with columns for FG, 3FG, FT, REB, PF, TP, A, TO, B, S, Min, and Totals.

FG's (1Q: 4-8, 50.0%; 2Q: 5-12, 41.7%; 3Q: 5-14, 35.7%; 4Q: 21.4%)
3FG's (1Q: 1-2, 50.0%; 2Q: 2-5, 40.0%; 3Q: 1-4, 25.0%; 4Q: 0-8, 0.0%)
FT's (1Q: 0-0, 0.0%; 2Q: 2-4, 50.0%; 3Q: 3-3, 100.0%; 4Q: 10-12, 83.3%)

Officials: Mark Resch, Billy Smith, Kathleen Lynch
Attendance: 3536 • Technical Fouls: Duke-none. Virginia-none.

Score by Periods table with columns for 1st, 2nd, 3rd, 4th, Total and rows for Duke and Virginia.

Duke 74, Pittsburgh 55

February 3, 2019 at Cameron Indoor Stadium (Durham, N.C.) Duke vs Pittsburgh box score table with columns for FG, 3FG, FT, REB, PF, TP, A, TO, B, S, Min, and Totals.

FG's (1Q: 6-16, 37.5%; 2Q: 9-14, 64.3%; 3Q: 3-17, 17.6%; 8-14, 57.1%)
3FG's (1Q: 2-6, 33.3%; 2Q: 2-9, 55.6%; 3Q: 1-4, 25.0%; 4Q: 2-4, 50.0%)
FT's (1Q: 3-4, 75.5%; 2Q: 1-1, 100.0%; 3Q: 4-5, 80.0%; 4Q: 4-5, 80.0%)

Pittsburgh box score table with columns for FG, 3FG, FT, REB, PF, TP, A, TO, B, S, Min, and Totals.

FG's (1Q: 7-16, 43.8%; 2Q: 6-15, 40.0%; 3Q: 4-15, 26.7%; 4Q: 5-20, 25.0%)
3FG's (1Q: 3-8, 37.5%; 2Q: 1-5, 20.0%; 3Q: 2-7, 28.6%; 4Q: 1-9, 11.1%)
FT's (1Q: 2-2, 100.0%; 2Q: 0-0, 0.0%; 3Q: 0-0, 0.0%; 4Q: 2-6, 33.3%)

Officials: Angela Lewis, Jules Gallien, Meadow Overstreet
Attendance: 3722 • Technical Fouls: Duke-none. Pitt-none.

Score by Periods table with columns for 1st, 2nd, 3rd, 4th, Total and rows for Pittsburgh and Duke.

Virginia Tech 64, Duke 57

February 14, 2019 at Cameron Indoor Stadium (Durham, N.C.) Virginia Tech vs Duke box score table with columns for FG, 3FG, FT, REB, PF, TP, A, TO, B, S, Min, and Totals.

FG's (1Q: 6-15, 40.0%; 2Q: 4-14, 28.6%; 3Q: 4-12, 33.3%; 4Q: 8-17, 47.1%)
3FG's (1Q: 2-3, 66.7%; 2Q: 2-4, 50.0%; 3Q: 0-0, 0.0%; 4Q: 2-5, 40.0%)
FT's (1Q: 0-0, 0.0%; 2Q: 2-2, 100.0%; 3Q: 2-3, 66.7%; 4Q: 3-4, 75.0%)

Virginia Tech box score table with columns for FG, 3FG, FT, REB, PF, TP, A, TO, B, S, Min, and Totals.

FG's (1Q: 6-15, 40.0%; 2Q: 6-15, 40.0%; 3Q: 5-16, 31.3%; 4Q: 5-12, 41.7%)
3FG's (1Q: 2-8, 35.0%; 2Q: 3-6, 50.0%; 3Q: 2-5, 40.0%; 4Q: 1-7, 14.3%)
FT's (1Q: 0-0, 0.0%; 2Q: 0-0, 0.0%; 3Q: 1-2, 50.0%; 4Q: 11-11, 100.0%)

Officials: Karen Preto, Mark Hardcastle, Tomothy Bryant
Attendance: 3117 • Technical Fouls: Virginia Tech-none. Duke-none.

Score by Periods table with columns for 1st, 2nd, 3rd, 4th, Total and rows for Virginia Tech and Duke.

#5/5 Notre Dame 89, Duke 61

February 22, 2019 at Purcell Pavilion (Notre Dame, Ind.) Duke FG 3FG FT REB PF TP A TO B S Min...

FG's (1Q: 7-14, 50.0%; 2Q: 4-14, 28.6%; 3Q: 7-15, 46.7%; 4Q: 6-13, 46.2%) 3FG's (1Q: 1-3, 33.3%; 2Q: 1-3, 33.3%; 3Q: 5-9, 55.6%; 4Q: 3-5, 60.0%) FT's (1Q: 0-0, 0.0%; 2Q: 1-1, 100.0%; 3Q: 0-0, 0.0%; 4Q: 2-2, 100.0%)

Notre Dame FG 3FG FT REB PF TP A TO B S Min Turner f 9-10 0-0 3-4 3-12-15 1 21 0 3 3 2 28...

FG's (1Q: 11-21, 52.4%; 2Q: 10-19, 52.6%; 3Q: 6-17, 35.3%; 4Q: 12-19, 63.2%) 3FG's (1Q: 2-4, 50.0%; 2Q: 0-1, 0.0%; 3Q: 0-2, 0.0%; 4Q: 0-1, 0.0%) FT's (1Q: 3-4, 75.0%; 2Q: 5-6, 83.3%; 3Q: 0-0, 0.0%; 4Q: 1-1, 100.0%)

Officials: Tiara Cruse, Bryan Brunette, Denise Brooks Attendance: 8399 • Technical Fouls: Duke-none. Notre Dame-none.

Score by Periods 1st 2nd 3rd 4th Total Duke 15 10 19 17 61 #5/5 Notre Dame 27 25 12 25 89

Duke 55, Wake Forest 44

February 24, 2019 at Lawrence Joel Coliseum (Winston-Salem, N.C.) Duke FG 3FG FT REB PF TP A TO B S Min...

FG's (1Q: 7-17, 41.2%; 2Q: 3-11, 27.3%; 3Q: 4-13, 30.8%; 4Q: 6-15, 40.0%) 3FG's (1Q: 1-4, 25.0%; 2Q: 1-3, 33.3%; 3Q: 2-8, 25.0%; 4Q: 1-1, 100%) FT's (1Q: 2-2, 100%; 2Q: 1-1, 100%; 3Q: 3-6, 50.0%; 4Q: 4-8, 50.0%)

Wake Forest FG 3FG FT REB PF TP A TO B S Min Banks f 4-6 0-0 0-0 0-5-5 4 8 0 1 2 0 15...

FG's (1Q: 4-16, 25.0%; 2Q: 3-12, 25.0%; 3Q: 7-14, 50.0%; 4Q: 5-17, 29.4%) 3FG's (1Q: 2-4, 50.0%; 2Q: 0-0, 0.0%; 3Q: 1-3, 33.3%; 4Q: 0-4, 0.0%) FT's (1Q: 0-0, 0.0%; 2Q: 2-6, 33.3%; 3Q: 1-2, 50.0%; 4Q: 0-0, 0.0%)

Officials: Linda Miles, Angel Stanton, Dee Kantner Attendance: 2037 • Technical Fouls: Duke-none. Wake Forest-none.

Score by Periods 1st 2nd 3rd 4th Total Duke 17 8 13 17 55 Wake Forest 10 8 16 10 44

Duke 63, Clemson 59

February 28, 2019 at Cameron Indoor Stadium (Durham, N.C.) Duke FG 3FG FT REB PF TP A TO B S Min...

FG's (1Q: 6-13, 46.2%; 2Q: 3-14, 21.4%; 3Q: 8-16, 50.0%; 4Q: 6-15, 40.0%) 3FG's (1Q: 0-4, 0.0%; 2Q: 1-5, 20.0%; 3Q: 3-7, 42.9%; 4Q: 4-5, 80.0%) FT's (1Q: 2-2, 100%; 2Q: 1-2, 50.0%; 3Q: 4-6, 66.7%; 4Q: 2-2, 100.0%)

Clemson FG 3FG FT REB PF TP A TO B S Min Thorton f 5-14 0-0 0-4 4-3-7 3 10 0 3 1 0 31...

FG's (1Q: 6-14, 42.9%; 2Q: 7-16, 43.8%; 3Q: 3-18, 16.7%; 4Q: 8-16, 50.0%) 3FG's (1Q: 2-3, 66.7%; 2Q: 2-5, 40.0%; 3Q: 0-1, 0.0%; 4Q: 1-6, 16.7%) FT's (1Q: 1-2, 50.0%; 2Q: 0-0, 0.0%; 3Q: 5-8, 62.5%; 4Q: 0-0, 0.0%)

Officials: Edward Sidlasky, Jeffrey Smith, Talisa Green Attendance: 3149 • Technical Fouls: Duke-none. Wake Forest-none.

Score by Periods 1st 2nd 3rd 4th Total Clemson 15 16 11 17 59 Duke 14 8 23 18 63

Duke 62, North Carolina 47

March 3, 2019 at Durham, N.C. (Cameron Indoor Stadium) Duke FG 3FG FT REB PF TP A TO B S Min...

FG's (1Q: 6-20, 30.0%; 2Q: 8-15, 53.3%; 3Q: 7-16, 43.8%; 4Q: 3-14, 21.4%) 3FG's (1Q: 1-5, 20.0%; 2Q: 1-5, 20.0%; 3Q: 0-3, 0.0%; 4Q: 0-6, 0.0%) FT's (1Q: 3-4, 75.0%; 2Q: 2-4, 50.0%; 3Q: 3-4, 75.0%; 4Q: 4-8, 50.0%)

North Carolina FG 3FG FT REB PF TP A TO B S Min Bailey c 4-9 0-1 0-1 1-6-7 3 8 1 1 2 1 37...

FG's (1Q: 3-15, 20.0%; 2Q: 4-17, 23.5%; 3Q: 7-14, 50.0%; 4Q: 3-15, 20.0%) 3FG's (1Q: 2-8, 25.0%; 2Q: 3-7, 42.9%; 3Q: 0-4, 0.0%; 4Q: 1-8, 12.5%) FT's (1Q: 2-4, 50.0%; 2Q: 0-0, 0.0%; 3Q: 2-3, 66.7%; 4Q: 0-0, 0.0%)

Officials: Joseph Vaszily, Billy Smith, Dan Outlaw Attendance: 9314 • Technical Fouls: North Carolina-Janelle Bailey. Duke-none.

Score by Periods 1st 2nd 3rd 4th Total North Carolina 10 11 16 7 44 Duke 16 19 17 10 62

Duke 86, Pittsburgh 64

March 6, 2019 at The Greensboro Coliseum (Greensboro, N.C.) Pittsburgh FG 3FG FT REB PF TP A TO B S Min...

FG's (1Q: 6-15, 40.0%; 2Q: 7-13, 53.8%; 3Q: 5-15, 33.3%; 4Q: 6-17, 35.3%) 3FG's (1Q: 0-4, 0.0%; 2Q: 5-6, 83.3%; 3Q: 1-5, 20.0%; 4Q: 6-6, 100.0%) FT's (1Q: 1-2, 50.0%; 2Q: 0-0, 0.0%; 3Q: 0-0, 0.0%; 4Q: 6-6, 100.0%)

Duke FG 3FG FT REB PF TP A TO B S Min Odum f 3-6 0-0 2-2 2-2-4 2 8 8 2 1 2 29...

FG's (1Q: 6-12, 50.0%; 2Q: 7-15, 46.7%; 3Q: 9-17, 52.9%; 4Q: 10-14, 71.4%) 3FG's (1Q: 4-7, 57.1%; 2Q: 2-5, 40.0%; 3Q: 2-3, 66.7%; 4Q: 4-5, 80.0%) FT's (1Q: 0-0, 0.0%; 2Q: 4-4, 100.0%; 3Q: 4-6, 66.7%; 4Q: 2-4, 50.0%)

Officials: Eric Brewton, Talisa Green, Pualani Spurlock Attendance: 3233 • Technical Fouls: Pittsburgh-none. Duke-none.

Score by Periods 1st 2nd 3rd 4th Total Pittsburgh 13 19 11 21 64 Duke 16 20 24 26 86

Florida State 51, Duke 41

March 7, 2019 at The Greensboro Coliseum (Greensboro, N.C.) Duke FG 3FG FT REB PF TP A TO B S Min...

FG's (1Q: 5-16, 31.3%; 2Q: 4-10, 40.0%; 3Q: 5-20, 25.0%; 4Q: 3-12, 25.0%) 3FG's (1Q: 0-2, 0.0%; 2Q: 1-3, 33.3%; 3Q: 0-3, 0.0%; 4Q: 1-4, 25.0%) FT's (1Q: 0-0, 0.0%; 2Q: 0-0, 0.0%; 3Q: 2-2, 100.0%; 4Q: 3-9, 33.3%)

Florida State FG 3FG FT REB PF TP A TO B S Min Gillespie f 6-14 3-7 0-0 2-10-12 1 15 3 1 1 0 38...

FG's (1Q: 6-14, 42.9%; 2Q: 4-11, 36.4%; 3Q: 6-12, 50.0%; 4Q: 5-14, 35.7%) 3FG's (1Q: 2-7, 28.6%; 2Q: 1-6, 16.7%; 3Q: 1-4, 25.0%; 4Q: 0-2, 0.0%) FT's (1Q: 0-0, 0.0%; 2Q: 0-2, 0.0%; 3Q: 1-2, 50.0%; 4Q: 4-4, 100.0%)

Officials: Joseph Vaszily, Carla Fountain, Tiara Cruse Attendance: 4024 • Technical Fouls: Duke-none. Florida State-none.

Score by Periods 1st 2nd 3rd 4th Total Duke 10 9 12 10 41 Florida State 14 9 14 14 51

Duke Tradition

Individual Honors.....	66-70
Coaching Honors.....	70
Academic Honors	70-71
Letterwinners	72-73
All-Time Jersey Numbers	74
Year-by-Year Coaching Staffs	75
Duke in the ACC Tournament & WNIT.....	76-77
Duke in the NCAA Tournament.....	78-79
In Season Tournament Results	80
Duke in the Associated Press Rankings.....	81
Duke in the USA Today Rankings.....	82
Duke in the WNBA & ABL.....	83
International Hoops	84

Naismith Award -- National Player of the Year

Lindsey Harding (2007)

Wooden Award -- National Player of the Year

Alana Beard (2004)

State Farm Wade Trophy -- National Player of the Year

Alana Beard (2004)

Associated Press -- National Player of the Year

Alana Beard (2004)

U.S. Basketball Writers Association (USBWA) -- National Player of the Year

Alana Beard (2004)

Victor Award -- National Player of the Year

Alana Beard (2003)

ESPN.com -- National Player of the Year

Alana Beard (2004, 2003)

Lindsey Harding (2007)

U.S. Basketball Writers Association (USBWA) -- National Freshman of the Year

Alana Beard (2001)

Elizabeth Williams (2012)

Basketball Times -- National Freshman of the Year

Elizabeth Williams (2012)

ESPN.com -- National Freshman of the Year

Elizabeth Williams (2012)

WBCA -- National Defensive Player of the Year

Lindsey Harding (2007)

Elizabeth Williams (2015)

Sports Illustrated for Women -- National Freshman of the Year

Alana Beard (2001)

Sports Illustrated -- National Freshman of the Year

Alana Beard (2001)

Women's Basketball Journal -- National Freshman of the Year

Alana Beard (2001)

WomensCollegeHoops.com -- National Freshman of the Year

Alana Beard (2001)

CBS Sportsline -- National Freshman of the Year

Alana Beard (2001)

Frances Pomeroy Naismith Award

Lindsey Harding (2007)

Senior Class Award

Alison Bales (2007)

Alana Beard (2004)

Lexie Brown (2018 - finalist)

Joy Cheek (2010 - finalist)

Monique Currie (2006 - finalist)

Rebecca Greenwell (2018 - finalist)

Haley Peters (2014 - finalist)

Jasmine Thomas (2011 - finalist)

Elizabeth Williams (2015 - finalist)

Abby Warner (2009 - finalist)

Wade Trophy Finalist for National Player of the Year

Alison Bales (2007)

Alana Beard (2004, 2003)

Chante Black (2008)

Monique Currie (2006, 2005)

Lindsey Harding (2007)

Iciss Tillis (2003)

Jasmine Thomas (2010)

Elizabeth Williams (2015)

Naismith Finalist for National Player of the Year

Alana Beard (2004, 2003, 2002)

Monique Currie (2005)

Lindsey Harding (2007)

Georgia Schweitzer (2001)

Iciss Tillis (2004, 2003)

Jasmine Thomas (2010)

Wooden Award Finalist for National Player of the Year

Alana Beard (2004)

Monique Currie (2006, 2005)

Chelsea Gray (2013)

Lindsey Harding (2007)

Jasmine Thomas (2011, 2010)

Elizabeth Williams (2015, 2013, 2012)

Honda Award Nominee for National Player of the Year

Alana Beard (2004, 2003, 2002)

Monique Currie (2005)

Lindsey Harding (2007)

Kodak/WBCA Coaches All-America

Alana Beard (2004, 2003, 2002)

Monique Currie (2006, 2005)

Chelsea Gray (2013)

Lindsey Harding (2007)

Georgia Schweitzer (2001)

Iciss Tillis (2003)

Michele Van Gorp (1999)

Elizabeth Williams (2015)

Associated Press All-America

Alison Bales (2007-3rd)

Alana Beard (2004-1st, 2003-1st, 2002-1st; 2001-HM)

Chante Black (2009-3rd, 2008-HM)

Lexie Brown (2017-3rd, 2018-3rd))

Monique Currie (2006-2nd, 2005-1st)

Nicole Erickson (1999-HM)

Chelsea Gray (2013-2nd, 2012-HM)

Lindsey Harding (2007-1st, 2006-HM)

Tricia Liston (2014-3rd)

Georgia Schweitzer (2001-3rd)

Azurá Stevens (2016-HM)

Iciss Tillis (2004-HM, 2003-HM, 2002-HM)

Jasmine Thomas (2011-2nd, 2010-3rd)

Michele Van Gorp (1999-3rd)

Abby Waner (2008-HM, 2007-HM)

Elizabeth Williams (2015-2nd, 2014-3rd, 2013-3rd, 2012-3rd)

John R. Wooden Award All-America

Alana Beard (2004)

Monique Currie (2006, 2005)

Lindsey Harding (2007)

United States Basketball Writers Association (USBWA) All-America

Alison Bales (2007)

Alana Beard (2004, 2003, 2002)

Chante Black (2009)

Monique Currie (2006, 2005)

Chelsea Gray (2012)

Lindsey Harding (2007)

Georgia Schweitzer (2001)

Jasmine Thomas (2010)
Elizabeth Williams (2015)

Women's Basketball News Service All-America

Alana Beard (2004-1st, 2003-1st; 2001-3rd)
Chris Moreland (1988-1st)

AWSF/FAST Break All-America

Sue Harnett (1991-3rd)

State Farm/Kodak WBCA District II All-America

Alison Bales (2007)
Alana Beard (2004, 2003, 2002, 2001)
Lexie Brown (2017, 2018)
Chante Black (2008)
Monique Currie (2006, 2005)
Chelsea Gray (2013, 2012)
Rebecca Greenwell (2017, 2018)
Tyish Hall (1996)
Lindsey Harding (2007, 2006)
Hilary Howard (1998)
Tricia Liston (2014)
Katie Meier (1990)
Chris Moreland (1988, 1986)
Georgia Schweitzer (2001, 2000)
Azurá Stevens (2016)
Iciss Tillis (2004, 2003, 2002)
Jasmine Thomas (2011, 2010)
Elizabeth Williams (2015, 2013, 2012)

Basketball Times Freshman All-America

Alana Beard (2001)

WomensCollegeHoops.com Freshman All-America

Monique Currie (2002)

Women's Basketball Journal Freshman All-America

Alana Beard (2001-1st)

Basketball Yearbook Freshman All-America

Katie Meier (1986)

Women's Basketball Journal Defensive All-America

Peppi Browne (2000)
Rochelle Parent (2001-2nd)

NCAA Final Four All-Tournament Team

Alison Bales (2006)
Alana Beard (2003)
Monique Currie (2006)
Nicole Erickson (1999)
Michele Van Gorp (1999)

NCAA Tournament All-Region

2012 (Norfolk Region) - Alexis Jones, Tricia Liston
2011 (Fresno Region) - Chelsea Gray, Elizabeth Williams
2011 (Philadelphia Region) - Karima Christmas, Jasmine Thomas
2010 (Memphis Region) - Joy Cheek, Karima Christmas, Jasmine Thomas
2008 (Oklahoma City Region) - Chante Black
2007 (Greensboro Region) - Alison Bales
2006 (Bridgeport Region) - Alison Bales - MVP, Abby Waner
2005 (Chattanooga Region) - Monique Currie, Mistie Williams
2004 (Midwest) - Alana Beard, Monique Currie
2003 (Midwest) - Alana Beard - MVP, Iciss Tillis
2002 (East) - Alana Beard - MVP, Sheana Mosch, Michele Matyasovsky
2001 (West) - Alana Beard
1999 (East) - Georgia Schweitzer - MVP, Nicole Erickson, Michele Van Gorp
1998 (West) - Peppi Browne, Nicole Erickson

ACC Athlete of the Year (Mary Garber Award)

Alana Beard (2003)
Lindsey Harding (2007)

ACC Player of the Year

Alana Beard (2004, 2003, 2002)
Monique Currie (2005)
Chelsea Gray (2013 - Co-POY voted by coaches)
Lindsey Harding (2007)
Chris Moreland (1987)
Georgia Schweitzer (2001, 2000)

ACC Rookie of the Year

Alana Beard (2001)
Katie Meier (1986)
Chris Moreland (1985)
Elizabeth Williams (2012)

All-ACC

Alison Bales (2007-1st)
Mistie Bass (2006-2nd, 2005-3rd, 2004-3rd)
Alana Beard (2004-1st, 2003-1st, 2002-1st, 2001-1st)
Chante Black (2009-1st, 2008-2nd)
Lexie Brown (2017-1st, 2018-1st)
Peppi Browne (2000-1st)
Joy Cheek (2010-3rd)
Monique Currie (2006-1st, 2005-1st, 2004-2nd, 2002-2nd)
Ali Day (1996-2nd, 1995-1st)
Nicole Erickson (1999, 1998-2nd)
Jessica Foley (2005-3rd)
Connie Goins (1986-2nd)
Haley Gorecki (2019-1st)
Chelsea Gray (2013-1st, 2012-1st)
Rebecca Greenwell (2017-1st, 2016-2nd, 2018-2nd)
Tyish Hall (1997, 1996-2nd)
Lindsey Harding (2007-1st, 2006-2nd, 2004-3rd)
Sue Harnett (1991-2nd, 1989-2nd)
Hilary Howard ('99-2nd, 1998-1st)
Carey Kauffman (1995, 1994-2nd)
Vicki Krapohl (2003-3rd)
Tricia Liston (2014-1st)
Katie Meier (1990-1st)
Chris Moreland (1988-2nd, 1987-1st, 1986-1st, 1985-2nd)
Sheana Mosch (2001-3rd)
Kira Orr (1997-2nd)
Haley Peters (2013-2nd, 2012-3rd)
Georgia Schweitzer (2001-1st, 2000-1st)
Azurá Stevens (2016-1st, 2015-2nd)
Iciss Tillis (2004-1st, 2003-1st, 2002-1st)
Jasmine Thomas (2011-1st, 2010-1st)
Krystal Thomas (2011-3rd)
Michele Van Gorp (1999-1st)
Abby Waner (2008-3rd, 2007-2nd)
Elizabeth Williams (2015-1st, 2014-1st, 2013-1st, 2012-1st)

All-ACC (Voted by league head coaches - started in 2012-13)

Lexie Brown (2017-1st, 2018-1st)
Haley Gorecki (2019-2nd)
Chelsea Gray (2013-1st)
Rebecca Greenwell (2017-1st, 2016-2nd, 2018-2nd)
Alexis Jones (2014-2nd)
Tricia Liston (2014-1st, 2013-2nd)
Azurá Stevens (2016-1st)
Elizabeth Williams (2015-1st, 2014-1st, 2013-1st)

ACC All-Freshman Team

Mistie Bass (2003)
Alana Beard (2001)

Payton Black (1996)
 Peppi Browne (1997)
 Monique Currie (2002)
 Krista Gingrich (1999)
 Miela Goodchild (2019)
 Chelsea Gray (2011)
 Lindsey Harding (2003)
 Alexis Jones (2013)
 Michele Matyasovsky (2000)
 Sheana Mosch (2000)
 Leaonna Odom (2017)
 Jennifer Scanlon (1993)
 Georgia Schweitzer (1998)
 Wanisha Smith (2005)
 Azurá Stevens (2015)
 Iciss Tillis (2001)
 Allison Vernerey (2010)
 Abby Waner (2006)
 Wynter Whitley (2002)
 Elizabeth Williams (2012)
 Jade Williams (2018)

ACC All-Freshman Team (Voted by league head coaches - started in 2012-13)

Miela Goodchild (2019)
 Alexis Jones (2013)
 Leaonna Odom (2017)
 Azurá Stevens (2015)
 Jade Williams (2018)

ACC Defensive Player of the Year

Chante Black (2009)
 Lexie Brown (2018)
 Lindsey Harding (2007, 2006)
 Elizabeth Williams (2015, 2014, 2013, 2012)

ACC All-Defensive Team

Allison Bales (2007, 2005)
 Alana Beard (2004, 2003, 2002, 2001)
 Chante Black (2009)
 Lexie Brown (2017, 2018)
 Peppi Browne (2000)
 Chelsea Gray (2013)
 Lindsey Harding (2007, 2006, 2004)
 Keturah Jackson (2010)
 Rochelle Parent (2001, 2000)
 Azurá Stevens (2016)
 Jasmine Thomas (2011)
 Iciss Tillis (2002)
 Elizabeth Williams (2015, 2014, 2013, 2012)

ACC Tournament MVP

Monique Currie (2002)
 Alexis Jones (2013)
 Georgia Schweitzer (2001)
 Jasmine Thomas (2011, 2010)
 Iciss Tillis (2004, 2003)

ACC All-Tournament Team

Alison Bales (2007-2nd)
 Mistie Bass (2004-2nd)
 Alana Beard (2004-1st, 2003-1st, 2002-1st, 2001-1st)
 Chante Black (2005-2nd)
 Payton Black (1996-2nd)
 Lexie Brown (2017-1st)
 Joy Cheek (2010-1st, 2008-2nd)
 Karima Christmas (2011-1st, 2010-1st)
 Monique Currie (2006-2nd, 2005-1st, 2004-2nd)

Ali Day (1995-2nd)
 Nicole Erickson (1998-2nd)
 Carrem Gay (2009-1st)
 Krista Gingrich (2002-2nd)
 Chelsea Gray (2012-2nd, 2011-2nd)
 Rebecca Greenwell (2017-2nd)
 Lindsey Harding (2003-2nd)
 Hilary Howard (1998-1st)
 Tricia Liston (2014-1st, 2013-2nd)
 Michele Matyasovsky (2001-2nd)
 Katie Meier (1990)
 Chris Moreland (1985)
 Sheana Mosch (2003-2nd, 2000-2nd)
 Kira Orr (1997-1st, 1996-1st, 1995-1st)
 Rochelle Parent (2001-1st)
 Haley Peters (2014-2nd, 2013-1st)
 Lauren Rice (2000-1st)
 Georgia Schweitzer (2000-1st)
 Azurá Stevens (2016-2nd)
 Iciss Tillis (2002-2nd)
 Michele Van Gorp (1999-2nd)
 Abby Waner (2009-1st, 2008-1st, 2007-1st)
 Missy West (2000-2nd)
 Elizabeth Williams (2015-1st, 2014-1st, 2013-1st)

ACC Players of the Week

2017-18 - Lexie Brown (three times)
 2016-17 - Lexie Brown, Rebecca Greenwell
 2015-16 - Azurá Stevens (two times)
 2014-15 - Elizabeth Williams
 2013-14 - Chelsea Gray (two times), Tricia Liston
 2012-13 - Tricia Liston, Elizabeth Williams, Chelsea Gray
 2011-12 - Chelsea Gray (two times)
 2010-11 - Jasmine Thomas
 2009-10 - Jasmine Thomas
 2006-07 - Alison Bales, Lindsey Harding (two times), Wanisha Smith, Abby Waner
 2005-06 - Monique Currie (two times), Lindsey Harding
 2004-05 - Monique Currie (two times)
 2003-04 - Mistie Bass, Iciss Tillis, Alana Beard (six times)
 2002-03 - Alana Beard (six times), Iciss Tillis (four times)
 2001-02 - Alana Beard (five times)
 2000-01 - Alana Beard, Sheana Mosch
 1999-00 - Georgia Schweitzer (two times)
 1998-99 - Nicole Erickson (three times), Michele Van Gorp
 1997-98 - Hilary Howard, Michele Van Gorp
 1996-97 - Payton Black, Tyish Hall
 1995-96 - Tyish Hall (four times)
 1994-95 - Ali Day (two times), Carey Kauffman
 1993-94 - Carey Kauffman
 1990-91 - Sue Harnett
 1989-90 - Katie Meier (two times)
 1988-89 - Sue Harnett
 1987-88 - Katie Meier, Chris Moreland
 1986-87 - Katie Meier, Chris Moreland
 1985-86 - Connie Goins
 1984-85 - Chris Moreland (two times)
 1983-84 - Maura Hertzog

► Alana Beard holds the ACC record with 18 ACC Player of the Week Selections

ACC Rookies of the Week

2018-19 - Miela Goodchild (two times)
 2014-15 - Azurá Stevens (four times), Rebecca Greenwell

2012-13 - Alexis Jones (three times)
 2011-12 - Elizabeth Williams (nine times - Tied ACC Record)
 2010-11 - Chelsea Gray
 2009-10 - Allison Vernerey
 2007-08 - Krystal Thomas
 2006-07 - Joy Cheek
 2005-06 - Abby Waner (two times)
 2004-05 - Chante Black, Wanisha Smith (three times)
 2002-03 - Mistie Bass (two times), Jessica Foley, Lindsey Harding
 2001-02 - Monique Currie (five times), Wynter Whitley
 2000-01 - Alana Beard (seven times), Rometra Craig, Iciss Tillis (two times)
 1997-98 - Georgia Schweitzer
 1996-97 - Peppi Browne (two times)
 1995-96 - Payton Black (three times), Nazrawit Medhanie
 1992-93 - Jen Scanlon
 1990-91 - Shannon Wills

**** Since 2000-01, Duke has swept the ACC Player and Rookie of the Week selections a total of 10 times --**

Dec. 22, 2014 - Elizabeth Williams (POW), Azurá Stevens (ROW)
 Jan. 23, 2012 - Chelsea Gray (POW), Elizabeth Williams (ROW)
 Dec. 6, 2009 - Jasmine Thomas (POW), Allison Vernerey (ROW)
 Dec. 26, 2006 - Lindsey Harding (POW), Joy Cheek (ROW)
 March 3, 2003 - Iciss Tillis (POW), Jessica Foley (ROW)
 Dec. 9, 2002 - Alana Beard (POW), Mistie Bass (ROW)
 Feb. 25, 2002 - Alana Beard (POW), Wynter Whitley (ROW)
 Dec. 10, 2001 - Alana Beard (POW), Monique Currie (ROW)
 Jan. 29, 2001 - Sheana Mosch (POW), Iciss Tillis (ROW)
 Jan. 15, 2001 - Alana Beard (POW & ROW)

ACC Rookies of the Week - All-Time ACC List for Most in a Season

2011-12 - Elizabeth Williams, Duke (9)
 1992-93 - Tracy Conner, Wake Forest (9)
 2006-07 - Monica Wright, Virginia (8)
 1998-99 - Niesha Butler, Georgia Tech (7)
 2000-01 - Alana Beard, Duke (7)
 2010-11 - Alyssa Thomas, Maryland (7)
 1991-92 - Charlotte Smith, North Carolina (6)
 1997-98 - Tynesha Lewis, N.C. State (6)
 2001-02 - Brandi Teamer, Virginia (6)
 2002-03 - LaTangela Atkinson, North Carolina (6)

ACC All-Star Team

Windsor Coggeshall (1994)
 Tyish Hall (1994)
 Jennifer Scanlon (1993)

U.S. Olympic Festival

Payton Black (1995)
 Debbie Leonard (coach - 1987)
 Chris Moreland (1986)
 Kira Orr (1994, 1995)

NCAIAW Division I All-Star Team

Barb Krause (1981-1st)

ESPN The Magazine Shooting Guard of the Year

Alana Beard (2002)

ESPN The Magazine Power Forward of the Year

Iciss Tillis (2002 - nominee)

Robin Roberts/WBCA Broadcasting Scholarship

Lindsey Harding (2007)

Nancy Lieberman Award Nominee (Top Point Guard)

Alana Beard (2002)
 Lexie Brown (2017 - finalist, 2018 - finalist)
 Chelsea Gray (2014, 2013 - finalist, 2012 - finalist)
 Lindsey Harding (2007 - winner, 2006, 2004)
 Kyra Lambert (2019)
 Georgia Schweitzer (2001)
 Jasmine Thomas (2011, 2010)

Cheryl Miller Award Watch List

Leaonna Odom (2019, 2018)

Lisa Leslie Award Watch List

Erin Mathias (2018)
 Jade Williams (2019)

Dawn Staley Award

Lexie Brown (2017 - midseason list; 2018 - top 15)

WBCA All-Star Challenge

Mistie Bass (2006)
 Alana Beard (2004)
 Monique Currie (2006)
 Georgia Schweitzer (2001)
 Iciss Tillis (2004)

Mountain Dew/State Farm Three-Point Championship

Lexie Brown (2018)
 Rebecca Greenwell (2018)
 Vicki Krapohl (2004)
 Tricia Liston (2014)

All-Time All-Tournament Team Selections

2015 - Caribbean Challenge - Azurá Stevens (MVP), Rebecca Greenwell
 2013 - Paradise Jam - Tricia Liston - MVP, Elizabeth Williams
 2012 - Women of Troy Classic - Chelsea Gray - MVP, Elizabeth Williams
 2011 - Junkanoo Jam - Elizabeth Williams, Chelsea Gray
 2009 - Women of Troy Classic - Chante Black - MVP, Jasmine Thomas
 2008 - Paradise Jam - Chante Black
 2007 - Blue Sky Classic - Lindsey Harding - MVP, Abby Waner
 2006 - Duke Classic - Lindsey Harding - MVP, Mistie Bass
 2006 - Surf'N Slam Classic - Monique Currie - MVP, Chante Black, Mistie Williams
 2005 - Sportsview.tv WNIT - Monique Currie
 2004 - Duke Classic - Alana Beard - MVP, Monique Currie, Iciss Tillis
 2004 - LMU Marina Beach Classic - Alana Beard - MVP, Monique Currie
 2003 - South Padre Shootout - Alana Beard - MVP, Sheana Mosch, Jessica Foley
 2003 - Duke Classic - Alana Beard - MVP, Iciss Tillis
 2002 - Paradise Jam - Alana Beard - MVP, Iciss Tillis
 2002 - Duke Classic - Alana Beard - MVP, Iciss Tillis
 2002 - South Padre Shootout - Alana Beard - MVP, Sheana Mosch, Jessica Foley
 2001 - Duke Classic - Alana Beard
 2000 - Women's Sports Foundation Classic - Alana Beard - MVP, Georgia Schweitzer, Iciss Tillis
 2000 - Duke Classic - Georgia Schweitzer - MVP, Alana Beard, Rometra Craig
 2000 - Fun in the Sun Shootout - Georgia Schweitzer - MVP, Sheana Mosch
 1999 - Sun Splash Shootout - Peppi Browne - MVP, Georgia Schweitzer
 1999 - Duke Classic - Georgia Schweitzer - MVP, Peppi Browne
 1998 - Duke Classic - Nicole Erickson - MVP, Michele Van Gorp
 1998 - Nike Four in the Fall - Michele Van Gorp
 1997 - State Farm Classic - Payton Black, Michele Van Gorp
 1997 - Duke Classic - Nicole Erickson - MVP
 1997 - San Juan Shootout - Payton Black, Michele Van Gorp
 1996 - Central Fidelity Invitational - Payton Black
 1996 - Duke Classic - Kira Orr - MVP, Payton Black, Peppi Browne

1995 - UNO Thanksgiving Classic - Tyish Hall - MVP, Ali Day
 1995 - Duke Classic - Tyish Hall - MVP, Kira Orr, Jennifer Scanlon
 1995 - ACC Big Four Classic - Tyish Hall
 1994 - ODU Dial Soap Classic - Carey Kauffman, Kira Orr
 1994 - Duke Classic - Jennifer Scanlon - MVP, Ali Day, Kira Orr
 1994 - St. Joe's Hawk Classic - Jennifer Scanlon - MVP, Carey Kauffman
 1993 - Duke Classic - Missy Anderson - MVP, Zeki Blanding
 1993 - Oakland Tribune Classic - Carey Kauffman, Jennifer Scanlon
 1992 - Seattle Times Husky Classic - Jennifer Scanlon
 1992 - Duke Classic - Zeki Blanding
 1991 - Boilermaker Classic - Robin Baker, Monika Kost
 1991 - Duke Classic - Celeste Lavoie
 1991 - Harvard Invitational - Monika Kost - MVP, Celeste Lavoie
 1990 - USF Holiday Classic - Traci Williams - MVP, Sue Harnett
 1990 - Coca-Cola Jowers Jamboree - Sue Harnett - MVP, Traci Williams
 1990 - Duke Dial Soap Classic - Sue Harnett, Traci Williams
 1990 - Felpausch/MSU Holiday Classic - Sue Harnett
 1989 - Duke Dial Soap Classic - Katie Meier - MVP, Sue Harnett
 1989 - Bowling Green Bank - Sue Harnett, Katie Meier
 1988 - VCU Classic - Sue Harnett - MVP, Jenni Kraft
 1988 - Duke Dial Soap Classic - Sue Harnett - MVP, Robin Baker, Jenni Kraft
 1988 - Downeast Auto Classic - Sue Harnett - MVP
 1987 - Anhueser Busch Tip-Off Classic - Katie Meier - MVP, Sue Harnett, Chris Moreland
 1987 - Lady Friar Classic - Katie Meier - MVP, Chris Moreland
 1986 - Cahill Invitational - Chris Moreland
 1984 - USF Holiday Classic - Joanne Boyle, Connie Goins

McDonald's All-America

2017 - Jade Williams
 2016 - Leaonna Odom
 2015 - Kyra Lambert
 2014 - Sierra Calhoun, Lyneé Belton
 2013 - Oderah Chidom, Kendall Cooper, Rebecca Greenwell
 2012 - Alexis Jones, Sierra Moore
 2011 - Amber Henson, Elizabeth Williams
 2010 - Chelsea Gray, Richa Jackson, Haley Peters
 2007 - Jasmine Thomas, Krystal Thomas
 2006 - Joy Cheek, Bridgette Mitchell
 2005 - Carrem Gay, Abby Waner
 2004 - Wanisha Smith, Chante Black
 2003 - Alison Bales, Brittany Hunter
 2002 - Mistie Bass, Brooke Smith

WBCA All-America

2015 - Kyra Lambert
 2014 - Sierra Calhoun
 2013 - Oderah Chidom, Kendall Cooper, Rebecca Greenwell
 2012 - Alexis Jones
 2011 - Amber Henson, Elizabeth Williams
 2010 - Chelsea Gray, Richa Jackson
 2008 - Shay Selby
 2007 - Jasmine Thomas, Krystal Thomas, Karima Christmas
 2006 - Bridgette Mitchell
 2005 - Carrem Gay, Abby Waner
 2004 - Wanisha Smith, Chante Black
 2003 - Alison Bales, Brittany Hunter
 2002 - Mistie Bass, Brooke Smith
 2001 - Monique Currie, Wynter Whitley
 2000 - Alana Beard, Iciss Tillis, Rometra Craig
 1999 - Olga Gvozdenovic, Michele Matyasovsky
 1994 - Nicole Erickson
 1993 - Windsor Coggeshall

Jordan Brand Classic

2017 - Jade Williams
 2016 - Leaonna Odom
 2015 - Kyra Lambert

Naismith National Coach of the Year

2007, 2003 - Gail Goestenkers

Associated Press National Coach of the Year

2007 - Gail Goestenkers

Russell Athletic/WBCA National Coach of the Year

2007, 2003 - Gail Goestenkers

USBWA National Coach of the Year

2007 - Gail Goestenkers

GBallmag.com National Coach of the Year

2002 - Gail Goestenkers

Basketball Times National Coach of the Year

2007, 2000 - Gail Goestenkers

Victor Award - National Coach of the Year

2003, 1999 - Gail Goestenkers

Naismith Finalist for Coach of the Year

2004, 2003, 2002, 2001 - Gail Goestenkers

ACC Coach of the Year

2013, 2012, 2010 - Joanne P. McCallie
 2004, 2003, 2002, 1999, 1996, 1995 - Gail Goestenkers
 1985 - Debbie Leonard

WBCA District II Coach of the Year

2004, 2003, 2002, 2001 - Gail Goestenkers

NCAA District III Coach of the Year

1995 - Gail Goestenkers
 1985 - Debbie Leonard

CoSIDA/Capital One Academic All-America

2016-17 - Lexie Brown (First Team)
 2014-15 - Elizabeth Williams (Third Team)
 2013-14 - Haley Peters (Third Team)
 2010-11 - Jasmine Thomas (Second Team)
 2009-10 - Jasmine Thomas (Third Team)
 2006-07 - Abby Waner (First Team)

GTE/CoSIDA Academic All-America

1988 - Katie Meier (Second Team)
 1984 - Stacy Hurd (Honorable Mention)
 1983 - Stacy Hurd (Honorable Mention)

ESPN The Magazine/CoSIDA Academic All-District III

2017 - Lexie Brown, Rebecca Greenwell
 2016 - Rebecca Greenwell
 2015 - Elizabeth Williams
 2014 - Haley Peters
 2013 - Haley Peters
 2012 - Allison Vernerey
 2011 - Jasmine Thomas
 2010 - Jasmine Thomas

2009 - Jasmine Thomas
 2008 - Abby Waner
 2007 - Abby Waner
 2006 - Jessica Foley
 2005 - Jessica Foley
 1988 - Paula Anderson

Wallace Wade Scholarship

1997 - Ali Day
 1991 - Sue Harnett

ACC Postgraduate Scholarship

1996 - Ali Day

Kay Yow ACC Scholar-Athlete of the Year

2017-18 - Lexie Brown
 2016-17 - Lexie Brown
 2014-15 - Elizabeth Williams
 2010-11 - Jasmine Thomas
 2009-10 - Jasmine Thomas

ACC All-Academic Team

2018-19 - Miela Goodchild
 2017-18 - Lexie Brown, Rebecca Greenwell, Erin Mathias, Leaonna Odom
 2016-17 - Lexie Brown, Rebecca Greenwell, Kyra Lambert, Leaonna Odom
 2015-16 - Rebecca Greenwell, Kyra Lambert
 2014-15 - Rebecca Greenwell, Elizabeth Williams
 2013-14 - Chelsea Gray, Tricia Liston, Haley Peters, Elizabeth Williams
 2012-13 - Chelsea Gray, Alexis Jones, Tricia Liston, Haley Peters, Allison Vernerey
 2011-12 - Haley Peters, Kathleen Scheer, Shay Selby, Tricia Liston, Allison Vernerey, Elizabeth Williams
 2010-11 - Jasmine Thomas, Haley Peters, Kathleen Scheer, Shay Selby, Allison Vernerey
 2009-10 - Jasmine Thomas, Keturah Jackson, Bridgette Mitchell, Allison Vernerey
 2008-09 - Jasmine Thomas, Bridgette Mitchell
 2007-08 - Abby Waner
 2006-07 - Alison Bales, Abby Waner
 2005-06 - Jessica Foley
 2004-05 - Jessica Foley
 2003-04 - Vicki Krapohl
 2002-03 - Jessica Foley, Michele Matyasovsky
 2001-02 - Krista Gingrich, Michele Matyasovsky
 2000-01 - Georgia Schweitzer
 1999-00 - Krista Gingrich, Georgia Schweitzer
 1998-99 - Georgia Schweitzer
 1997-98 - Payton Black, Michele Van Gorp

ACC Honor Roll

2018-19 - Mikayla Boykin, Miela Goodchild, Onome Akinbode-James, Kyra Lambert, Sofia Roma, Emily Schubert, Faith Suggs
 2017-18 - Jayda Adams, Mikayla Boykin, Lexie Brown, Bego Faz Davalos, Rebecca Greenwell, Kyra Lambert, Erin Mathias, Sofia Roma, Madison Treece
 2016-17 - Lexie Brown, Rebecca Greenwell, Kyra Lambert, Erin Mathias, Leaonna Odom, Crystal Primm, Emily Schubert
 2015-16 - Lexie Brown, Oderah Chidom, Rebecca Greenwell, Amber Henson, Kyra Lambert, Erin Mathias, Crystal Primm, Mercedes Riggs
 2014-15 - Jenna Frush, Rebecca Greenwell, Amber Henson, Erin Mathias, Mercedes Riggs, Azurá Stevens, Elizabeth Williams
 2013-14 - Oderah Chidom, Jenna Frush, Chelsea Gray, Rebecca Greenwell, Katie Heckman, Richa Jackson, Ka'lia Johnson, Tricia Liston, Haley Peters, Chloe Wells, Elizabeth Williams

2012-13 - Jenna Frush, Chelsea Gray, Katie Heckman, Amber Henson, Ka'lia Johnson, Alexis Jones, Tricia Liston, Sierra Moore, Haley Peters, Allison Vernerey, Elizabeth Williams
 2011-12 - Jenna Frush, Amber Henson, Richa Jackson, Allison Vernerey, Elizabeth Williams
 2010-11 - Karima Christmas, Chelsea Gray, Tricia Liston, Haley Peters, Kathleen Scheer, Shay Selby, Jasmine Thomas, Krystal Thomas, Allison Vernerey
 2009-10 - Chelsea Hopkins, Bridgette Mitchell, Kathleen Scheer, Shay Selby, Jasmine Thomas, Allison Vernerey
 2008-09 - Chante Black, Joy Cheek, Carrem Gay, Chelsea Hopkins, Bridgette Mitchell, Kathleen Scheer, Jasmine Thomas, Abby Waner
 2007-08 - Chante Black, Bridgette Mitchell, Jasmine Thomas, Abby Waner, Emily Waner
 2006-07 - Alison Bales, Chante Black, Bridgette Mitchell, Abby Waner, Emily Waner
 2005-06 - Alison Bales, Jessica Foley, Abby Waner, Emily Waner, Mistie Bass
 2004-05 - Alison Bales, Jessica Foley, Caitlin Howe, Emily Waner
 2003-04 - Alison Bales, Jessica Foley, Caitlin Howe, Vicki Krapohl, Kalita Marsh
 2002-03 - Monique Currie, Jessica Foley, Caitlin Howe, Vicki Krapohl, Michele Matyasovsky, Brooke Smith
 2001-02 - Krista Gingrich, Michele Matyasovsky
 2000-01 - Krista Gingrich, Vicki Krapohl, Georgia Schweitzer, Missy West
 1999-00 - Jennifer Forte, Krista Gingrich, Rochelle Parent, Georgia Schweitzer
 1998-99 - Payton Black, Krista Gingrich, Naz Medhanie, Lauren Rice, Georgia Schweitzer
 1997-98 - Payton Black, Shaeeta Brown, Naz Medhanie, Michele Van Gorp
 1996-97 - Katie Brodnik, Shaeeta Brown, Windsor Coggeshall, Jennifer Forte, Tye Hall, Naz Medhanie
 1995-96 - Shaeeta Brown, Ali Day, Naz Medhanie
 1994-95 - Zeki Blanding, Susan Brandau, Ali Day, Carey Kauffman, Kristina Meiman
 1993-94 - Susan Brandau, Ali Day, Valerie Evans, Carey Kauffman, Kristina Meiman, Mary Ann Puckett
 1992-93 - Susan Brandau, Ali Day, Carey Kauffman
 1991-92 - Susan Brandau, Valerie Evans, Carey Kauffman, Monika Kost, Celeste Lavoie, Pamela McFarland, Heather McKaig
 1990-91 - Monica Kost
 1989-90 - Sue Harnett, Pamela McFarland, Jacki McKisson, Leigh Morgan, Teri Rodgers
 1988-89 - Sue Harnett, Katie Meier, Leigh Morgan, Teri Rodgers
 1987-88 - Paula Anderson, Dade Fletcher, Katie Meier, Leigh Morgan, Teri Rodgers
 1986-87 - Paula Anderson, Rita Kalinowski, Katie Meier, Chris Moreland, Carolyn Sonzogni
 1985-86 - Paula Anderson, Connie Goins, Kimberly Hunter, Rita Kalinowski, Katie Meier, Chris Moreland, Kathryn Radabaugh
 1984-85 - Paula Anderson, Connie Goins
 1983-84 - Connie Goins, Jo Harlow, Maura Hertzog, Stacy Hurd
 1982-83 - Connie Goins, Jo Harlow, Stacy Hurd, Margo Walsh

Jayda Adams G	2018, 19	Irvine, Calif.	Janee Hayes F	1999, 00, 01	Washington, D.C.
Onome Akinbode-James F	2019	Abeokuta, Nigeria	Katie Heckman C	2013	Centennial, Colo.
Missy Anderson G	1991, 92, 93, 94	Jonesville, Va.	Amber Henson F	2012, 13, 14, 15, 16	Tampa, Fla.
Paula Anderson G/F	1985, 86, 87, 88	Fairfax, Va.	Ada Healey G/F	1981	Atlanta, Ga.
Alison Bales C	2004, 05, 06, 07	Dayton, Ohio	Juanita Hepburn C	1996, 97, 98	Pretoria, South Africa
Robin Baker G	1989, 90, 91, 92	Buhler, Kan.	Maura Hertzog G	1982, 83, 84, 85	Allentown, Pa.
Mistie Bass C	2003, 04, 05, 06	Janesville, Wis.	Chelsea Hopkins G	2009, 10	Las Vegas, Nev.
Alana Beard G/F	2001, 02, 03, 04	Frierson, La.	Hilary Howard G	1996, 97, 98, 99	Scarsdale, N.Y.
Lyneé Belton F/C	2015, 16, 17	Clinton, Md.	Caitlin Howe G	2003, 04, 05	Rochester, N.Y.
Betsy Bergeron G	1976, 77, 78, 79	Greenwich, Conn.	Brittany Hunter F/C	2004	Columbus, Ohio
Chante Black C	2005, 06, 07, 08, 09	Winston-Salem, N.C.	Kim Hunter G	1984, 85, 86, 87	Plainfield, N.J.
Payton Black C/F	1996, 97, 98, 99	Westchester, Pa.	Stacy Hurd F	1981, 82, 83, 84	Troy, N.Y.
Zeki Blanding C	1992, 93, 94, 95	Springfield, Va.	Keturah Jackson G/F	2006, 07, 08, 09, 10	Columbia, S.C.
Mikayla Boykin G	2018, 19	Clinton, N.C.	Richa Jackson F	2011, 12, 13, 14	Midwest City, Okla.
Joanne Boyle F	1982, 83, 84, 85	Monroeville, Pa.	Brittany James F	1989	West Hempstead, N.Y.
Susan Brandau G	1992, 93, 94, 95	Lilburn, Ga.	Joy James	1976	
Katie Brodnik F	1996, 97	Vienna, Va.	Ka'lia Johnson G	2012, 13, 14, 15	Chester, Va.
LaNedra Brown C	2000, 01	Rochester, N.Y.	Nicole Johnson G/F	1991, 92, 93, 94	Fridley, Minn.
Lexie Brown G	2016, 17, 18	Suwanee, Ga.	Alexis Jones G	2013, 14	Midland, Texas
Shaeeta Brown G	1994, 95, 97, 98	Brusly, La.	Takisha Jones F	1996, 97, 98, 99	Orangeburg, S.C.
Peppi Browne G/F	1997, 98, 99, 00	Silver Spring, Md.	Rita Kalinowski C	1985, 86, 87	Smithton, Pa.
Liz Bulger C	1977, 78, 79	Rockville, Md.	Carey Kauffman G/F	1992, 93, 94, 95	Lilburn, Ga.
Tracy Carter G	1989	Shaker Heights, Ohio	Laurie Koffenberger F	1976, 77	Newark, Del.
Joy Cheek F	2007, 08, 09, 10	Charlotte, N.C.	Monika Kost F	1988, 90, 91, 92	Lindenhurst, N.Y.
Jennifer Chesnut C	1981, 82, 83, 84	Alief, Texas	Jenni Kraft F/G	1989	Franklin, Wis.
Oderah Chidom F	2014, 15, 16, 17	Oakland, Calif.	Vicki Krapohl G	2001, 02, 03, 04	Mount Pleasant, Mich.
Karima Christmas F/G	2008, 09, 10, 11	Houston, Texas	Barb Krause F	1979, 80, 81	Freeport, Maine
Tracey Christopher F	1986, 87, 88, 89	Pittsburgh, Pa.	Laura Kurz G/F	2005, 06	Lower Gwynedd, Pa.
Windsor Coggeshall F	1994, 95, 96, 97	Vienna, Va.	Kyra Lambert G	2016, 17, 18, 19	Cibolo, Texas
Heather Conway C	1981	Orange, Canada	Ellen Langhi F	1986, 87, 88, 89	Hopkinsville, Ky.
Kendall Cooper F	2014, 15, 17	Carson, Calif.	Celeste Lavoie F	1991, 92	Nashua, N.H.
Jennifer Copeland G	1982	Inman, S.C.	Laurie Layman	1976	
Rayah Craig G	2019	Scottsdale, Ariz.	Sue Leonard G	1979	Park Ridge, Ill.
Rometra Craig G	2001	Portola Valley, Calif.	Tricia Liston G	2011, 12, 13, 14	River Forest, Ill.
Monique Currie G/F	2002, 04, 05, 06	Washington, D.C.	Mary Lockey G	1977, 78	Newport, N.C.
Bego Faz Davalos C	2018	San Luis Potosi, Mexico	Pam Markiewicz G	1979, 80	West Hartford, Conn.
Ali Day C	1993, 94, 95, 96	Hudson, Ohio	Kalita Marsh G	2004	Wilson, N.C.
Leslie Earnhardt F	1979, 80	Rockwell, N.C.	Erin Mathias F/C	2015, 16, 17, 18	Pittsburgh, Pa.
Ruth Ellis G/F	1978	Greenville, S.C.	Kim Matthews G/F	1979, 80, 81, 82	Cincinnati, Ohio
Nicole Erickson G	1998, 99	Fullerton, Calif.	Michele Matyasovsky F	2000, 01, 02, 03	Somerdale, N.J.
Valerie Evans F	1991, 92, 93, 94	Terre Haute, Ind.	Tara McCarthy G	1978, 79, 80	Garden City, N.Y.
Dade Fletcher F	1988	Raleigh, N.C.	Dana McDonald G	1990, 91, 92, 93	Milheim, Pa.
Jessica Foley G	2003, 04, 05, 06	Wodonga, Victoria, Australia	Pam McFarland G	1989, 90, 91, 92	Ocean City, N.J.
Jennifer Forte C	1997, 98, 99	Raleigh, N.C.	Jennifer McGinnis F	1995	Oak Ridge, Tenn.
Kathy Friend F	1978	Charlottesville, Va.	Heather McKaig G	1991, 92, 93	Charlotte, N.C.
Jenna Frush G	2012, 13, 14, 15	Durham, N.C.	Jackie McKisson F	1990	Bloomington, Minn.
Carrem Gay F	2006, 07, 08, 09	New York, N.Y.	Nazrawit Medhanie G	1996, 97, 98, 99	Spanga, Sweden
Lello Gebisa C	2000, 01	West Lafayette, Ind.	Katie Meier G	1986, 87, 88, 90	Wheaton, Ill.
Krista Gingrich G	1999, 00, 01, 02	Lewistown, Pa.	Kristina Meiman G	1992, 93, 94, 95	Louisville, Ky.
Carol Giordano F	1978	Decatur, Ga.	Candy Mikels F	1982, 83, 84, 85	High Point, N.C.
Connie Goins G	1983, 84, 85, 86	Frankfort, Ky.	Brittany Mitch G/F	2006, 07, 08	McLean, Va.
Miela Goodchild G	2019	Queensland, Australia	Bridgette Mitchell F/G	2007, 08, 09, 10	Trenton, N.J.
Haley Gorecki G	2016, 17, 18, 19	Palatine, Ill.	Sue Monroe F	1979, 80	Washington, D.C.
Chelsea Gray G	2011, 12, 13, 14	Manteca, Calif.	Sierra Moore G/F	2013	Hanover, Pa.
Rebecca Greenwell G	2014, 15, 16, 17, 18	Owensboro, Ky.	Chris Moreland F	1985, 86, 87, 88	Alexandria, Va.
Jeanne Griffin G	1979	Charleston, S.C.	Dana Morgan G	2004	Camden, Ark.
Olga Gvozdenovic C	2000, 01	Glensview, Ill.	Leigh Morgan G	1987, 88, 89, 90	Port Angeles, Wash.
Tyish Hall F	1994, 95, 96, 97	Centreville, Va.	Sheana Mosch G	2000, 01, 02, 03	Clearfield, Pa.
Lynne Hanrahan F	1986	Rockville, Md.	Uchenna Nwoke F	2019	Grand Prairie, Texas
Lindsey Harding G	2003, 04, 05, 06, 07	Houston, Texas	Leaonna Odom F	2017, 18, 19	Lompoc, Calif.
Jo Harlow F	1981, 82, 83, 84	Harrodsburg, Ky.	Kira Orr G	1994, 95, 96, 97	Poolesville, Md.
Sue Harnett C	1987, 88, 89, 91	Staten Island, N.Y.	Rochelle Parent F	1998, 99, 00, 01	Akron, Ohio
Allison Hart F	1983, 84, 85	Peoria, Ill.	Haley Peters G/F	2011, 12, 13, 14	Red Bank, N.J.
Maureen Hathorn F	1978	Wheaton, Md.	Marcy Peterson F	1989, 90	Bowie, Ariz.

Crystal Primm G	2016, 17	West Palm Beach, Fla.
Mary Ann Puckett C	1994	Dowelltown, Tenn.
Kathy Radabaugh G	1986	Doylestown, Pa.
Holly Reid G/F	1980, 81	Rumson, N.J.
Lauren Rice F	1997, 98, 99, 00	Peru, Ind.
Mercedes Riggs G	2015, 16	Lindon, Utah
Teri Rodgers G	1988, 89, 90	Libertyville, Ill.
Alexis Rogers G/F	2010	West Chester, Ohio
Jennifer Rokus C	1980	Leesburg, Va.
Sofia Roma C	2017, 18, 19	Richmond Hill, N.Y.
Claire Rose G/F	1980, 81, 82, 83	Bryn Mawr, Pa.
Angela Salvadores G	2016	Leon, Spain
Jennifer Scanlon G/F	1993, 94, 95, 96	Ballston, N.Y.
Kathleen Scheer F/G	2009, 10, 11, 12	New Haven, Mo.
Emily Schubert C	2017, 18, 19	Elizabethton, Tenn.
Georgia Schweitzer G	1998, 99, 00, 01	Pataskala, Ohio
Shay Selby G	2009, 10, 11, 12	Cleveland, Ohio
Brooke Smith C	2003	San Anselmo, Calif.
Wanisha Smith G	2005, 06, 07, 08	Upper Marlboro, Md.
Carolyn Sonzogni G	1984, 85, 86, 87	Oradell, N.J.
Alice Steuby F	1990	St. Louis, Mo.
Azurá Stevens F/G	2015, 16	Raleigh, N.C.
Faith Suggs G/F	2016, 17, 18, 19	Flossmoor, Ill.
Sarah Sullivan C	1983, 85, 86, 87	Wynnewood, Pa.
Sigrid Taylor F/C	1977	Staten Island, N.Y.
Kathy Tenney G	1981	Buffalo, N.Y.
Jasmine Thomas G	2008, 09, 10, 11	Fairfax, Va.
Krystal Thomas C	2008, 09, 10, 11	Orlando, Fla.
Patti Thomasson G	1980, 81	Charleston, W. Va.
Iciss Tillis F	2001, 02, 03, 04	Tulsa, Okla.
Madison Treece F	2018, 19	St. Peters, Mo.
Michele Van Gorp C	1998, 99	Macomb, Mich.
Allison Vernerey C	2010, 11, 12, 13	Alsace, France
Margo Walsh G	1980, 81, 82, 83	Endwell, N.Y.
Patty Walsh G	1976, 77	Bethesda, Md.
Abby Waner G	2006, 07, 08, 09	Highland Ranch, Colo.
Emily Waner G	2006, 07, 08	Highlands Ranch, Colo.
Lisa Warren C	1977, 78, 79, 80	Barrington, R.I.
Susan Weeks F	1985	Clayton, Mo.
Chloe Wells G	2011, 12, 13, 14	Colton, Calif.
Missy West G	1997, 99, 00, 01	Malone, N.Y.
Crystal White C	2001	Clinton Township, Mich.
Wynter Whitley F/C	2002, 03, 04, 05	Atlanta, Ga.
Shannon Wills F	1990, 91, 92	Pittsburgh, Pa.
Elizabeth Williams C	2012, 13, 14, 15	Virginia Beach, Va.
Jade Williams F/C	2018, 19	The Colony, Texas
Traci Williams G	1988, 89, 90, 91	Fayetteville, N.C.

Managers

Ben Adams - 2005, 06, 07; Gloria Ahn - 2009, 10, 11; Katy Ast - 1990; Nicole Anderson - 1991; Neil Berlin - 1996, 97, 98, 99; Morgan Bird - 2017; Arway Boker - 2004, 05, 06, 07; Lynn Bolling - 1979, 80; Harold Bost - 1988, 89, 90; Allison Breuer - 2013, 14, 15; Kenny Brown - 1992; Michelle Brown - 1999, 00, 01; Nathaniel Brown - 2015, 16, 17, 18; Thomas Cabo-Hervada - 2016, 17, 18, 19; Camille Carr - 2017; Alexis Carter - 2008, 09, 10; Nina Cevantes - 2016, 17, 18; Lauren Childress - 2012; Jung Inn Choi - 2005, 06, 07; Catherine Citrano - 1985; John Clarke - 2015, 16, 17, 18; Hallie Cramer - 2014, 15, 16; Jessica David - 2010, 11, 12; Darla DeFrance - 1994, 95, 97; Sade Dinkins - 2016, 17, 18, 19; Patrick Erker - 2004, 05, 06, 07; Brooke Evans - 2013, 14, 15, 16; Rob Feagin - 1988; Tommy Feehan - 2005, 06, 07, 08; Carolyn Fishman - 2014, 15, 16; Jake Friedman - 2012; Ann Fields - 2009, 10; Tameika Fleming - 1999, 00, 01; Jake Friedman, 2011, 12, 13; Jill Gambling - 1985; Taylor Glymph - 2009, 10, 11, 12; Junior Gonzales - 2003, 04; Steve Gregg - 1991; Elizabeth Hall - 08; Alexis Harris - 2011; Mychal Harrison - 2000, 01; Abby Hoffman - 2013, 14, 15; Maya Hughes - 2004; Zenzi Huysmans - 2013, 14; Risa Isard - 2011, 12; Erin James - 2005, 07; Jordan Jarrett - 2009, 10; Neil Johnson - 2001; Margaret Jones - 1984; Teresa Jones - 1983, 84; Kathy Kennedy - 1979, 80, 81, 82; Johnna Lambert - 2018; Alli Leiva - 2018, 2019; Mikaela Li - 2018, 19; Logan Locklear - 2019; Caroline Logue - 2005; Kalita Marsh - 2001, 02, 03; Jaime Marsanico - 98, 99, 00, 01; Paige Martin - 2006, 07; Mari Matthew - 2014, 15; Erinn Menninger - 2013, 14, 15, 16; Faith Moore - 2014; Martha Morris - 1981, 82, 83; Susan Morris - 1981, 82, 83; P.J. Moses - 1992, 93, 94, 95; Samantha Mumma - 2008, 09, 11; Candace Murphy - 2006, 07, 08; Stephanie Louis - 2001, 02, 03, 04; Jany Lyon - 1984; Morgan Oliver - 2010, 11, 12, 13; Elisabeth Pitts - 2011; Amanda Rosen - 2006, 07; Alex Ryan - 2004; Lizette Dos Santos - 2012, 13, 14, 15; Natalie Shammas - 2015, 16, 17, 18; Justin Shapiro - 2004, 05; Margaret Skoglund - 2007, 08, 09, 10; Alexandra Tan - 2019; Shani Taylor - 2005; Crystal Terry - 2012, 13, 14; Debbie Teske - 1983; Jasmine Thompson - 2013, 14, 15; Toby Valentino - 1996, 97, 98, 99; Tara Vigil - 2017, 18, 19; Erin Weber - 2018; Michelle Williams - 1999, 00; Amy Windemuth - 2018, 19; Sade In the Woods - 2007; Sonia Xu - 2015, 16, 17, 18.

The following is a list of numbers worn by Duke women's basketball players from the 1976-77 season to the present. The names under each number are listed beginning with the most recent to wear the number.

0	Pam McFarland -1992 (partial)		Leigh Morgan - 1990		Tricia Liston - 2011-14
1	Elizabeth Williams - 2012-15►		Kim Hunter - 1985-87		Alexis Rogers - 2010
	Chelsea Hopkins - 2009-10		Claire Rose - 1980-83		Caitlin Howe - 2003-05
	Mistie Bass - 2003-06		Betsy Bergeron - 1979		LaNedra Brown - 2000-01
2	Haley Gorecki - 2016-19	21	Mary Mahoney - 1977 (white)		Shaeeta Brown - 1994-95, 1997-98
	Alexis Jones - 2013-14		Bego Faz Davalos - 2018		Dade Fletcher - 1988
	Emily Waner - 2006-08		Kendall Cooper - 2014-17		Connie Goins - 1983-86
3	Miela Goodchild - 2019		Joy Cheek - 2007-10		Kim Matthews - 1980-82
	Kianna Holland - 2014		Krista Gingrich - 1999-2002		Susan Leonard - 1979
	Shay Selby - 2009-12	22	Kristina Meiman - 1992-95	33	Haley Peters - 2011-14
	Laura Kurz - 2004-06		Traci Williams - 1988-91		Iciss Tillis - 2001-04
	Sheana Mosch - 2000-03		Maura Hertzog - 1983-1985		Payton Black - 1996-99
	Teri Rodgers - 1988-90		Joanne Boyle - 1982		Jennifer McGinnis - 1995
	Angela Salvadores - 2016		Leslie Earnhardt - 1979-80		Dana McDonald - 1990-93
4	Lexie Brown - 2016-18		Stephanie Faserberg - 1978		Tracy Christopher - 1986-89
	Sierra Calhoun - 2014		Oderah Chidom - 2014-17		Jeanne Griffin - 1979
	Chloe Wells - 2011-14		Brittany Mitch - 2006-08	34	Maureen Hathorn - 1978
	Abby Waner - 2006-09		Brooke Smith - 2003		Lynee Belton - 2015-17
	Rochelle Parent - 1998-2001		Lello Gebisa - 2001		Krystal Thomas - 2008-11
	Pam McFarland - 1989-92 (partial)		Nicole Erickson - 1998-99		Jennifer Forte - 1997-99
	Paula Anderson - 1985-88		Zeki Blanding - 1992-95		Rita Kalinowski - 1986-87
5	Leaonna Odom - 2017-19		Marcy Peterson - 1989-90		Susan Weeks - 1985
	Katie Heckman - 2014		Carolyn Sonzogni - 1984-87		Jo Harlow - 1981-84
	Sierra Moore - 2013		Margo Walsh - 1982-83		Margo Walsh - 1980
	Jasmine Thomas - 2007-10		Kathy Tenney - 1981		Kathy Friend - 1979
	Rometra Craig - 2001-02		Sue Monroe - 1979-80		Liz Bulger - 1978
	Nazrawit Medhanie - 1996-99	23	Amy Smolens - 1978	35	Laurie Koffenberger - 1976-77
	Heather McKaig - 1991-93		Rayah Craig - 2019		Erin Mathias - 2016-18
	Leigh Morgan - 1987		Rebecca Greenwell - 2014-18		Jenna Frush - 2012-15
10	Lindsey Harding - 2003-04, 2006-07►		Wanisha Smith - 2005-08		Missy Ayotte - 1990
	Peppi Browne - 1997-2000		Georgia Schweitzer - 1998-2001	37	Frances Strickland - 1976-77 (blue)
	Robin Baker - 1989-92		Carey Kauffman - 1992-95	40	Lauren Rice - 1997-2000
	Tara McCarthy - 1980		Sue Harnett - 1987-89, 1991		Nicole Johnson - 1991-94
11	Sofia Roma - 2017-19		Joanne Boyle - 1983-85		Ellen Langhi - 1986-89
	Azurá Stevens - 2015-16		Maura Hertzog - 1982		Allison Hart - 1983-85
	Chante Black - 2005-09		Heather Conway - 1981		Betsy Bergeron - 1978
	Hilary Howard - 1996-99		Frances Strickland - 1977 (white)	41	Michele Matyasovsky - 2000-03
	Celeste Lavoie - 1991-92		Mary Mahoney - 1977 (blue)		Holly Reid - 1980
	Sarah Sullivan - 1985-87		Onome Akinbode-James - 2019		Kim Matthews - 1979
	Patti Thomasson - 1981		Kathleen Scheer - 2009-12		Sigrid Taylor - 1978
	Pam Markiewicz - 1979-80		Jessica Foley - 2003-06	42	Janee Hayes - 1999-2001
12	Mikayla Boykin - 2018-19	24	Olga Gvozdenovic - 2000-01		Jennifer Chestnut - 1981
	Mercedes Riggs - 2015-16		Tyish Hall - 1994-97		Lynne Hanrahan - 1986
	Chelsea Gray - 2011-14		Chris Moreland - 1985-88		Rita Kaliwnoski - 1985
	Vicki Krapohl - 2001-04		Mary Lockey - 1978		Stacy Hurd - 1982-84
	Kira Orr - 1994-97		Robin Reid - 1976-77		Jennifer Rokus - 1980
	Leigh Morgan - 1988-89		Jade Williams - 2018-19		Ruth Ellis - 1978
	Jennifer Copeland - 1981-82	25	Katie Heckman - 2013	43	Allison Vermeray - 2010-13
	Patti Thomasson - 1980		Monique Currie - 2002, 2004-06		Alison Bales - 2004-07
	Tara McCarthy - 1978-79		Missy West - 1997, 1999-2001	44	Madison Treece - 2018-19
	Patty Walsh - 1977		Monika Kost - 1988, 1990-92		Brittany Hunter - 2004
13	Uchenna Nwoke - 2019		Carol Giordano - 1978		Brittany James - 1989
	Crystal Primm - 2016-17		Sue Brown - 1977 (blue)		Sarah Sullivan - 1983
	Karima Christmas - 2008-11	30	Emily Schubert - 2017-19		Barb Krause - 1979-81
	Jennifer Scanlon - 1993-96		Amber Henson - 2012-16		Tarlough Morgan - 1978
	Alice Steuby - 1990		Carrem Gay - 2006-09		Shannon Wills - 1992
14	Faith Suggs - 2016-19		Katie Brodnik - 1996-97	45	Takisha Jones - 1996-99
	Ka'lia Johnson - 2012-15		Valerie Evans - 1991-94	50	Susan Weeks - 1984
	Candy Mikels - 1985		Jenni Kraft - 1989		Stacy Hurd - 1981
15	Kyra Lambert - 2016-18		Kathy Radabaugh - 1986	52	Ali Day - 1993-96
	Richa Jackson - 2011-14		Jennifer Chestnut - 1982-84		Candy Mikels - 1982-84
	Bridgette Mitchell - 2007-10		Holly Reid - 1981		Ada Healey - 1981
	Windsor Coggeshall - 1994-97		Lisa Warren - 1977-80	54	Jackie McKisson - 1990
	Tracy Carter - 1989		Sue Brown - 1977 (white)		Kim Hunter - 1985-87
	Kathy Friend - 1978	31	Keturah Jackson - 2007-10	55	Crystal White - 2001-02
20	Alana Beard - 2001-04►		Winter Whitley - 2002-05		Juanita Hepburn - 1996-98
	Lello Gebisa - 2000		Michele Van Gorp - 1998-99		Mary Ann Puckett - 1994
	Missy Anderson - 1991-94		Susan Brandau - 1992-95		
			Katie Meier - 1986-88, 1990		
			Margo Walsh - 1981		
			Liz Bulger - 1979		
			Sue Monroe - 1978		
		32	Jayda Adams - 2018-19		
			Erin Mathias - 2015		

Unknown numbers:

Joy James - 1976
Laurie Layman - 1976

► Indicates that number has been retired in honor of that player

1968-69 - Head Coaches: Lorraine Woodyard, Calla Raynor **

1969-70 - Head Coach: Calla Raynor **

1970-71 - Head Coach: Calla Raynor **

1971-72 - Head Coach: Calla Raynor **

1972-73 - Head Coach: Calla Raynor **

1973-74 - Head Coach: Calla Raynor **

1974-75 - Head Coach: Emma Jean Howard **

1975-76 - Head Coach: Emma Jean Howard

1976-77 - Head Coach: Emma Jean Howard

1977-78 - Head Coach: Debbie Leonard

1978-79 - Head Coach: Debbie Leonard
Assistant Coach: Jacki Silar

1979-80 - Head Coach: Debbie Leonard
Assistant Coach: Jacki Silar

1980-81 - Head Coach: Debbie Leonard
Assistant Coach: Jacki Silar

1981-82 - Head Coach: Debbie Leonard
Assistant Coach: Jacki Silar

1982-83 - Head Coach: Debbie Leonard
Assistant Coach: Jacki Silar

1983-84 - Head Coach: Debbie Leonard
Assistant Coaches: Jacki Silar, Nancy Frank

1984-85 - Head Coach: Debbie Leonard
Assistant Coaches: Patience V. Murphy, Jacki Silar

1985-86 - Head Coach: Debbie Leonard
Assistant Coach: Jacki Silar

1986-87 - Head Coach: Debbie Leonard
Assistant Coach: Jacki Silar

1987-88 - Head Coach: Debbie Leonard
Assistant Coaches: Sherri Pickard, Jacki Silar

1988-89 - Head Coach: Debbie Leonard
Assistant Coaches: Sherri Pickard, Jacki Silar

1989-90 - Head Coach: Debbie Leonard
Assistant Coaches: Jacki Silar, Gale Valley

1990-91 - Head Coach: Debbie Leonard
Assistant Coaches: Jacki Silar, Gale Valley

1991-92 - Head Coach: Debbie Leonard
Assistant Coaches: Jacki Silar, Gale Valley

1992-93 - Head Coach: Gail Goestenkers
Assistant Coaches: Gale Valley, Cleve Wright

1993-94 - Head Coach: Gail Goestenkers
Assistant Coaches: Joanne Boyle, Gale Valley, Lisa Zodtner

1994-95 - Head Coach: Gail Goestenkers
Assistant Coaches: Joanne Boyle, LaWaynta Dawson, Gale Valley

1995-96 - Head Coach: Gail Goestenkers
Assistant Coaches: Joanne Boyle, Shonta Tabourn, Gale Valley

1996-97 - Head Coach: Gail Goestenkers
Assistant Coaches: Joanne Boyle, Shonta Tabourn, Gale Valley

1997-98 - Head Coach: Gail Goestenkers
Assistant Coaches: Joanne Boyle, Shonta Tabourn, Gale Valley

1998-99 - Head Coach: Gail Goestenkers
Assistant Coaches: Joanne Boyle, Shonta Tabourn, Gale Valley

1999-00 - Head Coach: Gail Goestenkers
Assistant Coaches: Joanne Boyle, Shonta Tabourn, Gale Valley

2000-01 - Head Coach: Gail Goestenkers
Assistant Coaches: Joanne Boyle, Shonta Tabourn, Gale Valley

2001-02 - Head Coach: Gail Goestenkers
Assistant Coaches: Joanne Boyle, Shaeeta Brown, Gale Valley, Georgia Schweitzer

2002-03 - Head Coach: Gail Goestenkers
Assistant Coaches: Georgia Schweitzer, Gale Valley, LaVonda Wagner

2003-04 - Head Coach: Gail Goestenkers
Assistant Coaches: Georgia Schweitzer, Gale Valley, LaVonda Wagner

2004-05 - Head Coach: Gail Goestenkers
Assistant Coaches: Shannon Perry, Gale Valley, LaVonda Wagner

2005-06 - Head Coach: Gail Goestenkers
Assistant Coaches: Tia Jackson, Shannon Perry, Gale Valley

2006-07 - Head Coach: Gail Goestenkers
Assistant Coaches: Tia Jackson, Shannon Perry, Gale Valley

2007-08 - Head Coach: Joanne P. McCallie
Assistant Coaches: Al Brown, Shannon Perry, Samantha Williams

2008-09 - Head Coach: Joanne P. McCallie
Assistant Coaches: Al Brown, Shannon Perry, Samantha Williams

2009-10 - Head Coach: Joanne P. McCallie
Assistant Coaches: Al Brown, Trisha Strafford-Odom, Samantha Williams

2010-11 - Head Coach: Joanne P. McCallie
Assistant Coaches: Al Brown, Trisha Strafford-Odom, Samantha Williams

2011-12 - Head Coach: Joanne P. McCallie
Assistant Coaches: Al Brown, Candice M. Jackson, Joy Cheek

2012-13 - Head Coach: Joanne P. McCallie
Assistant Coaches: Al Brown, Candice M. Jackson, Joy Cheek

2013-14 - Head Coach: Joanne P. McCallie
Assistant Coaches: Al Brown, Candice M. Jackson, Hernando Planells

2014-15 - Head Coach: Joanne P. McCallie
Assistant Coaches: Al Brown, Hernando Planells, Rene Haynes, Michele Van Gorp

2015-16 - Head Coach: Joanne P. McCallie
Assistant Coaches: Al Brown, Hernando Planells, Rene Haynes, Michele Van Gorp

2016-17 - Head Coach: Joanne P. McCallie
Assistant Coaches: Al Brown, Hernando Planells, Rene Haynes

2017-18 - Head Coach: Joanne P. McCallie
Assistant Coaches: Hernando Planells, Rene Haynes, Sam Miller
Special Assistant: Jim Corrigan

2018-19 - Head Coach: Joanne P. McCallie
Assistant Coaches: Hernando Planells, Rene Haynes, Sam Miller
Special Assistant: Jim Corrigan

** Women's Basketball became a varsity sport at Duke in 1975-76.

Appearances: 42	
All-Time Record: 48-34 (.585)	
Best Finish:	
ACC Champions (2000-04, 2010-11, 2013)	
Final Appearances: 15	
Semifinal Appearances: 23	
Record in Overtime Games: 3-2	
All-Tournament Team Selections:	
First Team: 34	
Second Team: 24	
Coaches' Records:	
Debbie Leonard (1978-92) 2-15	
Gail Goestenkors (1993-07) 26-10, 5 titles	
Joanne P. McCallie (2008-present) 20-9, 3 titles	
Consecutive Wins in ACC Tournament:	
Duke, 2000-05	17
North Carolina, 2005-09	14
Notre Dame, 2014-present	12
Maryland, 1981-84	10
Virginia, 1992-94	8
ACC Tournament MVP Selections:	
2013 - Alexis Jones	
2011 - Jasmine Thomas	
2010 - Jasmine Thomas	
2004 - Iciss Tillis	
2003 - Iciss Tillis	
2002 - Monique Currie	
2001 - Georgia Schweitzer	
Double-Doubles in the ACC Tournament	
Azurá Stevens	3
Haley Peters	2
Chante Black	2
Monique Currie	2
Monika Kost	2
Katie Meier	2
Chris Moreland	2
Lisa Warren	2
Elizabeth Williams	2
Alana Beard	1
Oderah Chidom	1
Jennifer Chestnut	1
Tracey Christopher	1
Carrem Gay	1
Carey Kauffman	1
Lauren Rice	1
Iciss Tillis	1
Mistie Williams	1
Traci Williams	1
Tricia Liston	1

All-Time Results in the ACC Tournament

1978 • Charlottesville, Va.		
#7 DU vs. #2 Maryland	L	39-103
1979 • Raleigh, N.C.		
#6 DU vs. #3 Clemson	L	56-81
1980 • College Park, Md.		
#5 DU vs. #4 North Carolina	L	63-85
1981 • Clemson, S.C.		
#6 DU vs. #3 Maryland	L	49-72
1982 • Raleigh, N.C.		
#7 DU vs. #2 N.C. State	L	55-69
1983 • Fayetteville, N.C.		
#4 DU vs. #5 Clemson (OT)	L	92-93
1984 • Fayetteville, N.C.		
#6 DU vs. #3 N.C. State	L	68-81
1985 • Fayetteville, N.C.		
#5 DU vs. #4 Clemson	W	81-76
#5 DU vs. #1 N.C. State	L	57-89
1986 • Fayetteville, N.C.		
#3 DU vs. #6 Wake Forest	L	71-72
1987 • Fayetteville, N.C.		
#4 DU vs. #5 Maryland	L	62-64
1988 • Fayetteville, N.C.		
#4 DU vs. #5 Clemson	L	65-81
1989 • Fayetteville, N.C.		
#7 DU vs. #2 N.C. State	L	50-89
1990 • Fayetteville N.C.		
#6 DU vs. #3 Clemson	L	68-77
1991 • Fayetteville, N.C.		
#5 DU vs. #4 Clemson	L	58-60
1992 • Rock Hill, S.C.		
#8 DU vs. #9 Wake Forest	W	61-52
#8 DU vs. #1 Virginia	L	55-81
1993 • Rock Hill, S.C.		
#9 DU vs. #8 Wake Forest	L	69-70

1994 • Rock Hill, S.C.		
#4 DU vs. #5 Maryland	L	45-60
1995 • Rock Hill, S.C.		
#4 DU vs. #5 Clemson	W	78-71
#4 DU vs. #1 Virginia	W	83-82
#4 DU vs. #2 North Carolina	L	70-95
1996 • Rock Hill, S.C.		
#2 DU vs. #7 Wake Forest	W	67-61
#2 DU vs. #3 N.C. State	W	79-62
#2 DU vs. #4 Clemson#	L	54-71
1997 • Charlotte, N.C.		
#5 DU vs. #4 Maryland (OT)	W	60-52
#5 DU vs. #1 North Carolina	L	55-66
1998 • Charlotte, N.C.		
#1 DU vs. #8 Georgia Tech	W	100-56
#1 DU vs. #4 North Carolina	L	52-56
1999 • Charlotte, N.C.		
#1 DU vs. #9 Florida State	W	90-57
#1 DU vs. #4 Clemson	L	71-76
2000 • Greensboro, N.C.		
#2 DU vs. #8 Florida State	W	92-65
#2 DU vs. #6 Georgia Tech	W	77-56
#2 DU vs. #5 North Carolina	W	79-76
2001 • Greensboro, N.C.		
#1 DU vs. #9 Wake Forest	W	75-68 (OT)
#1 DU vs. #4 Florida State	W	72-56
#1 DU vs. #3 N.C. State	W	57-45
2002 • Greensboro, N.C.		
#1 DU vs. #9 Florida State	W	82-66
#1 DU vs. #4 Virginia	W	71-67
#1 DU vs. #2 North Carolina	W	87-80
2003 • Greensboro, N.C.		
#1 DU vs. #9 Wake Forest	W	64-59
#1 DU vs. #5 Georgia Tech	W	76-52
#1 DU vs. #2 North Carolina	W	77-59
2004 • Greensboro, N.C.		
#1 DU vs. #9 Wake Forest	W	77-59
#1 DU vs. #4 Maryland	W	70-63
#1 DU vs. #2 North Carolina	W	67-47

ACC Tournament Champions

2000 • 2001 • 2002 • 2003

2004 • 2010 • 2011 • 2013

2005 • Greensboro, N.C.

#2 DU vs. #10 Wake Forest	W	107-50
#2 DU vs. #6 Maryland	W	77-44
#2 DU vs. #1 North Carolina	L	67-88

2006 • Greensboro, N.C.

#2 DU vs. #7 Virginia Tech	W	69-56
#2 DU vs. #3 Maryland	L	70-78

2007 • Greensboro, N.C.

#1 DU vs. #8 Virginia	W	79-58
#1 DU vs. #4 N.C. State	L	65-70

2008 • Greensboro, N.C.

#3 DU vs. #6 Florida State	W	81-67
#3 DU vs. #2 Maryland	W	74-63
#3 DU vs. #1 North Carolina	L	73-86

2009 • Greensboro, N.C.

#3 DU vs. #6 Virginia	W	76-53
#3 DU vs. #2 Florida State	W	75-57
#3 DU vs. #1 Maryland	L	89-92 (OT)

2010 • Greensboro, N.C.

#1 DU vs. #9 Maryland	W	66-64
#1 DU vs. #4 Georgia Tech	W	67-55
#1 DU vs. #6 N.C. State	W	70-60

2011 • Greensboro, N.C.

#1 DU vs. #9 Wake Forest	W	79-50
#1 DU vs. #5 Georgia Tech	W	74-66
#1 DU vs. #6 North Carolina	W	81-66

2012 • Greensboro, N.C.

#1 DU vs. #9 N.C. State	L	73-75
-------------------------	---	-------

2013 • Greensboro, N.C.

#1 DU vs. #9 N.C. State	W	79-65
#1 DU vs. #4 Florida State	W	72-66
#1 DU vs. #3 North Carolina	W	92-73

2014 • Greensboro, N.C.

#2 DU vs. #7 Georgia Tech	W	82-52
#2 DU vs. #6 North Carolina	W	66-61
#2 DU vs. #1 Notre Dame	L	53-69

2015 • Greensboro, N.C.

#4 DU vs. #13 Wake Forest	W	77-68
#4 DU vs. #1 Notre Dame	L	49-55

2016 • Greensboro, N.C.

#8 DU vs. #9 Virginia	W	57-53
#8 DU vs. #1 Notre Dame	L	54-83

2017 • Conway, S.C.

#3 DU vs. #6 Syracuse	W	68-46
#3 DU vs. #7 Miami	W	57-52
#3 DU vs. #1 Notre Dame	L	61-84

2018 • Greensboro, N.C.

#4 DU vs. #5 N.C. State	L	45-51
-------------------------	---	-------

2019 • Greensboro, N.C.

#11 DU vs. # 14 Pittsburgh	W	86-64
#11 DU vs. # 6 Florida State	L	41-51

Women's NIT**1986 • Amarillo, Texas**

vs. West Texas State W, 68-67
 vs. Northwestern State L, 88-89
 vs. Notre Dame L, 67-74

DUKE IN THE NCAA TOURNAMENT

2019-20 WOMEN'S BASKETBALL MEDIA GUIDE

Round	Date	Site	(Rank) Opponent (Seed)	W/L	Score	Duke High Points	Duke High Rebounds	Duke High Assists	Duke High Blocks
1987 EAST REGION (#7 SEED)									
First Round	3/11	Durham, N.C.	Manhattan (#10 Seed)	W	70-55	25 - Moreland	11 - Meier	10 - Meier	2 - Harnett
Second Round	3/14	Piscataway, N.J.	Rutgers (#2 Seed)	L	64-78	22 - Moreland	12 - Moreland	4 - Meier	0
1995 EAST REGION (#5 SEED)									
First Round	3/16	Tuscaloosa, Ala.	Oklahoma State (#12 Seed)	W	76-64	22 - Hall	7 - Kauffman	3 - Hall/Meiman	1 - Hall/Kauffman
Second Round	3/18	Tuscaloosa, Ala.	#13/14 Alabama (#4 Seed)	L	120-121 (4OT)	37 - Day	14 - Kauffman	6 - Day/Hall	1 - Hall
1996 MIDEAST REGION (#4 SEED)									
First Round	3/16	Greensboro, N.C.	James Madison (#13 Seed)	W	85-53	18 - Black/Scanlon	9 - Howard	4 - Hall/Orr	3 - Hall
Second Round	3/18	Durham, N.C.	San Francisco (#12 Seed)	L	60-64	21 - Black	9 - Black	6 - Howard	3 - Black
1997 MIDWEST REGION (#5 SEED)									
First Round	3/14	Champaign, Ill	DePaul (#12 Seed)	W	70-56	20 - Orr	8 - Browne/Orr	4 - Black/Howard	1 - Browne
Second Round	3/16	Champaign, Ill	Illinois (#4 Seed)	L	67-85	22 - Orr	10 - Orr	7 - Howard	1 - Black
1998 WEST REGION (#2 SEED)									
First Round	3/14	Durham, N.C.	Middle Tenn. State (#15 Seed)	W	92-67	19 - Van Gorp	7 - Parent	9 - Howard	1 - Van Gorp
Second Round	3/16	Durham, N.C.	Louisville (#10 Seed)	W	69-53	21 - Erickson	11 - Browne	7 - Howard	1 - 4 Players
Regional Semi	3/21	Oakland, Calif.	#13/12 Florida (#3 Seed)	W	71-58	20 - Erickson	8 - Parent	5 - Erickson	0
Regional Final	3/23	Oakland, Calif.	Arkansas (#9 Seed)	L	72-77	20 - Browne	6 - Rice/Parent/Schweitzer	5 - Erickson	1 - 4 Players
1999 EAST REGION (#3 SEED)									
First Round	3/13	Durham, N.C.	Holy Cross (#14 Seed)	W	79-51	19 - Van Gorp	8 - Van Gorp	5 - Howard	1 - Schweitzer
Second Round	3/15	Durham, N.C.	St. Joseph's (#11 Seed)	W	66-60	20 - Van Gorp	7 - Browne/Van Gorp	3 - Browne/Howard	1 - 3 Players
Regional Semi	3/20	Greensboro, N.C.	#5/5 Old Dominion (#2 Seed)	W	76-63	24 - Erickson	7 - Erickson/Schweitzer	4 - Howard/Van Gorp	0
Regional Final	3/22	Greensboro, N.C.	#2/2 Tennessee (#1 Seed)	W	69-63	22 - Schweitzer	9 - Browne	7 - Howard	2 - Browne
Final Four	3/26	San Jose, Calif.	#12/12 Georgia (#3 Seed)	W	81-69	22 - Erickson	9 - Van Gorp	5 - Erickson/Howard	1 - Browne/Van Gorp
Championship	3/28	San Jose, Calif.	#1/1 Purdue (#1 Seed)	L	45-62	15 - Van Gorp	9 - Browne	4 - Erickson/Parent	1 - Rice/ Van Gorp
2000 EAST REGION (#2 SEED)									
First Round	3/18	Durham, N.C.	Campbell (#15 Seed)	W	71-42	15 - West	7 - Hayes	5 - Gingrich	1 - 4 Players
Second Round	3/20	Durham, N.C.	Western Kentucky (#10 Seed)	W	90-70	25 - Mosch/Schweitzer	11 - Parent	4 - Schweitzer	2 - Matyasovsky
Regional Semi	3/25	Richmond, Va.	#15/12 LSU (#3 Seed)	L	66-79	17 - Rice	8 - Parent	5 - Rice	0
2001 WEST REGION (#1 SEED)									
First Round	3/17	Durham, N.C.	Univ. of Wisc.-Milw. (#16 Seed)	W	96-63	22 - Beard	5 - Schweitzer	4 - Beard/Mosch	4 - White
Second Round	3/19	Durham, N.C.	Arkansas (#9 Seed)	W	75-54	14 - Beard	7 - Beard	6 - Beard	2 - 3 Players
Regional Semi	3/24	Spokane, Wash.	#15/15 SW Missouri (#5 Seed)	L	71-81	27 - Beard	8 - Tillis	5 - Schweitzer	3 - Parent
2002 EAST REGION (#1 SEED)									
First Round	3/15	Durham, N.C.	Norfolk State (#16 Seed)	W	95-48	29 - Beard	13 - Currie	7 - Krapohl	1 - Beard/Krapohl
Second Round	3/17	Durham, N.C.	#--/25 TCU (#8 Seed)	W	76-66	26 - Beard	11 - Beard	6 - Shaw	0
Regional Semi	3/23	Raleigh, N.C.	#14/14 Texas (#4 Seed)	W	62-46	15 - Beard	7 - Currie	3 - Currie/Tillis	1 - Beard
Regional Final	3/25	Raleigh, N.C.	#13/13 South Carolina (#3 Seed)	W	77-68	24 - Beard	7 - Beard/Tillis	5 - Beard	4 - Matyasovsky
Final Four	3/29	San Antonio, Tex.	#2/2 Oklahoma (#1 Seed)	L	71-86	19 - Tillis	9 - Tillis	5 - Beard	1 - Beard
2003 MIDWEST REGION (#1 SEED)									
First Round	3/23	Raleigh, N.C.	Georgia State (#16 Seed)	W	66-48	19 - Beard	8 - Beard	4 - Harding	4 - Beard
Second Round	3/25	Raleigh, N.C.	Utah (#8 Seed)	W	65-54	27 - Beard	10 - Tillis	4 - Harding	1-Beard/Matyasovsky
Regional Semi	3/29	Albuquerque, N.M.	#19/20 Georgia (#5 Seed)	W	66/63	21 - Tillis	5 - Harding	5 - Beard/Harding	1 - Beard/Bass
Regional Final	3/31	Albuquerque, N.M.	#7/8 Texas Tech (#2 Seed)	W	57-51	28 - Beard	8 - Beard	5 - Harding	4 - Beard
Final Four	4/6	Atlanta, Ga.	#4/4 Tennessee (#1 Seed)	L	56-66	29 - Beard	6 - Beard	4 - Harding	2 - Tillis/Matyasovsky
2004 MIDEAST REGION (#1 SEED)									
First Round	3/21	Durham, N.C.	Northwestern State (#16 Seed)	W	103-51	18 - Foley	11 - Tillis	9 - Beard	5 - Bales
Second Round	3/23	Durham, N.C.	Marquette (#9 Seed)	W	76-67	30 - Beard	8 - Tillis	7 - Harding	3 - Beard
Regional Semi	3/28	Norfolk, Va.	#7/5 Louisiana Tech (#5 Seed)	W	63-49	18 - Currie	8 - Beard/Bass	3 - Harding	3 - Tillis
Regional Final	3/30	Norfolk, Va.	#24/22 Minnesota (#7 Seed)	L	75-82	19 - Currie	7 - Currie	5 - Harding	3 - Bass
2005 CHATTANOOGA REGION (#2 SEED)									
First Round	3/20	Chapel Hill, N.C.	Canisius (#15 Seed)	W	80-48	21 - Williams	11 - Black	6 - Bales/Smith	6 - Bales
Second Round	3/22	Chapel Hill, N.C.	#25/- Boston College (7 Seed)	W	70-65	21 - Currie	11 - Black	4 - Smith	6 - Bales
Regional Semi	3/26	Chattanooga, Ten.	#20/20 Georgia (#6 Seed)	W	63-57	40 - Smith	13 - Williams	3 - Currie/Smith	3 - Bales
Regional Final	3/28	Chattanooga, Ten.	#2/4 LSU (#1 Seed)	L	49-59	15 - Williams	6 - Williams	5 - Currie	2 - Black
2006 BRIDGEPORT REGION (#1 SEED)									
First Round	3/19	Norfolk, Va.	Southern (#16 Seed)	W	96-27	19 - Currie	11 - Black	3 - 4 Players	3 - Black
Second Round	3/21	Norfolk, Va.	Southern California (#8 Seed)	W	85-51	22 - Bales	9 - Bales/Currie	6 - Harding	6 - Bales
Regional Semi	3/26	Bridgeport, Conn.	#16/17 Michigan State (#4 Seed)	W	86-61	17 - Currie	8 - Bales	7 - Harding	5 - Bales
Regional Final	3/28	Bridgeport, Conn.	#8/8 Connecticut (#2 Seed)	W	63-61	15 - Bales	13 - Bales	3 - Harding	8 - Bales
Final Four	4/2	Boston, Mass.	#5/5 LSU (#1 Seed)	W	64-45	14 - Williams	9 - Williams	5 - Harding	6 - Bales
Championship	4/4	Boston, Mass.	#3/3 Maryland (#2 Seed)	L	75-78 (OT)	22 - Currie	12 - Bales	4 - Currie/A. Waner	3 - Bales

2007 | GREENSBORO REGION (#1 SEED)

First Round	3/18	Raleigh, N.C.	Holy Cross (#16 Seed)	W	81-44	26 - A. Waner	8 - Bales	9 - Smith	5 - Bales
Second Round	3/20	Raleigh, N.C.	Temple (#8 Seed)	W	62-52	18 - Harding	10 - Gay	4 - Harding	2 - Bales
Regional Semi	3/24	Greensboro, N.C.	#15/18 Rutgers (#4 Seed)	L	52-53	21 - Bales	6 - Gay/Waner	5 - Harding	4 - Bales

2008 | OKLAHOMA CITY REGION (#3 SEED)

First Round	3/23	College Park, Md.	Murray State (#14 Seed)	W	78-57	16 - Smith	9 - J. Thomas	6 - J. Thomas	1 - Black
Second Round	3/25	College Park, Md.	Arizona State (#6 Seed)	W	67-59	26 - Black	13 - Black	4 - Smith	3 - Black
Regional Semi	3/30	Oklahoma City, Ok.	#8/9 Texas A&M (#2 Seed)	L	63-77	17 - Black	12 - Black	4 - Smith	2 - Black

2009 | BERKELEY REGION (#1 SEED)

First Round	3/22	East Lansing, Mich.	Austin Peay (#16 Seed)	W	83-42	14 - Black	9 - K. Thomas	2 - 4 Players	4 - K. Thomas
Second Round	3/24	East Lansing, Mich.	Michigan State (#9 Seed)	L	49-63	14 - J. Thomas	13 - Christmas	4 - J. Thomas	1 - 5 Players

2010 | MEMPHIS REGION (#2 SEED)

First Round	3/20	Durham, N.C.	Hampton (#15 Seed)	W	72-37	13 - 3 Players	8 - Vernerey	4 - J. Thomas	3 - Mitchell
Second Round	3/22	Durham, N.C.	#21/- LSU (#7 Seed)	W	60-52	15 - J. Thomas	6 - Christmas/Mitchell	1 - 5 Players	2 - K. Thomas
Regional Semi	3/27	Memphis, Tenn.	San Diego State (#11 Seed)	W	66-58	29 - J. Thomas	8 - Mitchell	6 - J. Thomas	2 - K. Thomas
Regional Final	3/29	Memphis, Tenn.	#14/18 (Baylor #4 Seed)	L	48-51	16 - J. Thomas	12 - Christmas	2 - K. Thomas	2 - Christmas

2011 | PHILADELPHIA REGION (#2 SEED)

First Round	3/19	Durham, N.C.	UT Martin (#15 Seed)	W	90-45	18 - J. Thomas	7 - Christmas/Jackson	5 - K. Thomas/J. Thomas	1 - Wells
Second Round	3/21	Durham, N.C.	#19/17 Marist (#10 Seed)	W	71-66	17 - J. Thomas	8 - K. Thomas	4 - J. Thomas	1 - Christmas
Regional Semi	3/27	Philadelphia, Pa.	#10/12 DePaul (#3 Seed)	W	70-63	23 - Christmas	9 - Christmas	4 - J. Thomas	1 - K. Thomas/J. Thomas
Regional Final	3/29	Philadelphia, Pa.	#1/1 Connecticut (#1 Seed)	L	40-75	17 - J. Thomas	6 - J. Thomas	4 - J. Thomas	0

2012 | FRESNO REGION (#2 SEED)

First Round	3/18	Nashville, Tenn.	Samford (#15 Seed)	W	82-47	22 - Liston	7 - Peters	6 - Gray	3 - Williams
Second Round	3/20	Nashville, Tenn.	#7/7 Vanderbilt (#7 Seed)	W	96-80	25 - Peters	6 - Peters/Williams	12 - Gray	2 - Williams/Vernerey
Regional Semi	3/24	Fresno, Calif.	#14/21 St. John's (#3 Seed)	W	74-47	18 - Selby	7 - Peters	7 - Selby	2 - Vernerey
Regional Final	3/26	Fresno, Calif.	#2/2 Stanford (#1 Seed)	L	69-81	23 - Gray	9 - Peters	2 - Peters/Williams	1 - Williams

2013 | NORFOLK REGION (#2 SEED)

First Round	3/24	Durham, N.C.	Hampton (#15 Seed)	W	67-51	20 - Liston	10 - Peters	10 - Jones	3 - Williams
Second Round	3/26	Durham, N.C.	Oklahoma State (#7 Seed)	W	68-59	16 - Williams	13 - Peters	7 - Jones	3 - Williams
Regional Semi	3/31	Norfolk, Va.	#24/25 Nebraska (#6 Seed)	W	53-45	17 - Liston	9 - Jones/Williams	6 - Jones	7 - Williams
Regional Final	4/2	Norfolk, Va.	#2/2 Notre Dame (#1 Seed)	L	76-87	19 - Liston	10 - Peters	4 - Wells	3 - Williams

2014 | LINCOLN REGION (#2 SEED)

First Round	3/22	Durham, N.C.	Winthrop (#15 Seed)	W	87-45	20 - Liston	10 - McCravey-Cooper	6 - Peters	3 - Williams
Second Round	3/24	Durham, N.C.	#23/21 DePaul (#7 Seed)	L	65-74	12 - Williams	10 - Williams	2 - 4 Players	7 - Williams

2015 | SPOKANE REGION (#4 SEED)

First Round	3/20	Durham, N.C.	Albany (#13 Seed)	W	54-52	20 - Greenwell	12 - Williams	3 - Johnson/Henson/Williams	9 - Williams
Second Round	3/22	Durham, N.C.	#12/14 Mississippi State (#5 Seed)	W	64-56	22 - Stevens	10 - Stevens	4 - Johnson/Williams	2 - 3 Players
Regional Semi	3/28	Spokane, Wash.	#4/3 Maryland (#1 Seed)	L	55-65	18 - Williams	8 - Williams	2 - Johnson/Williams	1 - Stevens

2017 | BRIDGEPORT REGION (#2 SEED)

First Round	3/18	Durham, N.C.	Hampton (#15 Seed)	W	94-31	26 - Greenwell	10 - Greenwell	9 - Brown	3 - Greenwell
Second Round	3/20	Durham, N.C.	Oregon (#10 Seed)	L	65-74	25 - Brown	9 - Cooper/Greenwell	6 - Brown	3 - Cooper

2018 | ALBANY REGION (#5 SEED)

First Round	3/17	Athens, Ga.	Belmont (#12 Seed)	W	72-58	25 - Odom	8 - Suggs	5 - Brown	2 - Mathias
Second Round	3/19	Athens, Ga.	Georgia (#4 Seed)	W	66-40	16 - Odom	9 - Greenwell	6 - Brown	1 - 3 Players
Regional Semi	3/24	Albany, N.Y.	Connecticut (#1 Seed)	L	59-72	22 - Odom	8 - Mathias/Odom	4 - Brown/Odom	1 - Mathias/Williams

ACC Big Four Classic

1996-97 (Greensboro, N.C.)	
Dec. 28 Rutgers	W, 74-36
Dec. 29 George Wash.	L, 48-54

1995-96 (Greensboro, N.C.)

Dec. 29 Kentucky	W, 73-54
Dec. 30 Syracuse	W, 84-40

ACC/SEC Challenge

2001-02 (Atlanta, Ga.)	
Dec. 27 Tennessee	L, 68-89

Auburn Holiday Classic

2004-05 (Auburn, Ala.)	
Dec. 29 Rhode Island	W, 89-63
Dec. 31 Auburn	W, 80-61

Blockbuster Classic

2004-05 (Indianapolis, Ind.)	
Dec. 18 Purdue	W, 66-48

Blue Sky Classic

2006-07 (Hanover, N.H.)	
Dec. 29 Dartmouth	W, 77-40
Dec. 30 Boston University	W, 72-42

Boilermaker Classic

1992-92 (West Lafayette, Ind.)	
Dec. 28 Purdue	L, 58-74
Dec. 29 Kent State	W, 84-79

Bowling Green Bank

1989-90 (Bowling Green, Ky.)	
Nov. 25 Illinois	L, 63-68
Nov. 26 St. John's	W, 95-63

Cahill Invitational

1986-87 (Jamaica, N.Y.)	
Dec. 29 St. John's	W, 80-63
Dec. 30 Kentucky	W, 68-63

Caribbean Challenge

2015-16 (Cancun, Mexico)	
Nov. 26 Idaho	W, 74-68
Nov. 27 Iowa State	W, 86-48
Nov. 28 Texas State	W, 85-34

2009-10 (Cancun, Mexico)

Nov. 26 Western Kentucky	W, 70-47
Nov. 27 Marquette	W, 74-43

2006-07 (Cancun, Mexico)

Dec. 19 Bowling Green	W, 55-46
Dec. 20 SMU	W, 75-45
Dec. 21 Pittsburgh	W, 72-51

Central Fidelity Invitational

1996-97 (Richmond, Va.)	
Dec. 7 Old Dominion	L, 77-89
Dec. 8 Richmond	W, 89-60

Coca Cola Jowers Jamboree

1990-91 (San Marcos, Texas)	
Dec. 7 San Antonio	W, 71-68
Dec. 8 SW Texas State	W, 68-57

DePaul Invitational

2008-09 (Chicago, Ill.)	
Nov. 21 Hartford	L, 51-53
Nov. 22 Southern	W, 93-52

1986-87 (Chicago, Ill.)

Nov. 28 Florida	W, 76-74
Nov. 29 DePaul	L, 72-78

Dial Classic

1983-84 (Miami, Fla.)	
Dec. 29 Providence	L, 64-65
Dec. 30 Seton Hall	L, 67-74

Disney Honda Elite 4 Classic

2001-02 (Orlando, Fla.)	
Dec. 2 Louisiana Tech	W, 76-64

1998-99 (Orlando, Fla.)

Dec. 6 Tennessee	L, 60-74
------------------	----------

Downeast Auto Classic

1988-89 (Bangor, Maine)	
Nov. 25 Eastern Wash.	W, 79-57
Nov. 26 San Diego	W, 64-56

Duke Classic

2005-06 (Durham, N.C.)	
Nov. 25 Arkansas State	W, 110-56
Nov. 27 Auburn	W, 69-37

2003-04 (Durham, N.C.)

Nov. 29 Stephen F. Austin	W, 119-53
Nov. 30 Auburn	66-57

2002-03 (Durham, N.C.)

Dec. 6 Howard	W, 128-53
Dec. 8 St. Joseph's	W, 82-48

2001-02 (Durham, N.C.)

Nov. 24 Davidson	W, 107-58
Nov. 25 South Carolina	L, 81-87*

2000-01 (Durham, N.C.)

Nov. 25 Duquesne	W, 97-66
Nov. 26 Toledo	W, 71-41

1999-00 (Durham, N.C.)

Nov. 27 Florida A&M	W, 93-38
Nov. 28 Penn State	W, 63-49

1998-99 (Durham, N.C.)

Nov. 28 Villanova	W, 75-47
Nov. 29 Marquette	W, 91-60

1997-98 (Durham, N.C.)

Dec. 6 Ohio	W, 99-59
Dec. 7 Michigan	W, 64-63

1996-97 (Durham, N.C.)

Nov. 30 Illinois State	W, 85-58
Dec. 1 St. Joseph's	W, 63-46

1995-96 (Durham, N.C.)

Dec. 2 Delaware	W, 95-50
Dec. 4 Michigan State	W, 67-52

1994-95 (Durham, N.C.)

Dec. 3 Wis.-Milwaukee	W, 104-34
Dec. 4 Indiana State	W, 100-66

1993-94 (Durham, N.C.)

Dec. 4 American	W, 104-71
Dec. 5 Miami (Ohio)	W, 98-54

1992-93 (Durham, N.C.)

Dec. 4 Northeastern	W, 64-53
Dec. 5 Virginia Tech	W, 85-63

1991-92 (Durham, N.C.)

Dec. 6 Yale	W, 60-55
Dec. 7 Seton Hall	L, 60-67

1990-91 (Durham, N.C.)

Dec. 1 Harvard	W, 90-76
Dec. 2 Purdue	L, 58-69

1989-90 (Durham, N.C.)

Dec. 1 New Hampshire	W, 82-47
Dec. 2 Boston College	W, 85-64

1988-89 (Durham, N.C.)

Dec. 2 Cleveland State	W, 100-60
Dec. 3 James Madison	W, 80-79

Duke/Wake Forest Classic

1984-85 (Winston-Salem, N.C.)	
Nov. 23 Furman	W, 103-66
Nov. 24 William & Mary	W, 86-48

Eastern Kentucky Tournament

1983-84 (Richmond, Va.)	
Dec. 2 Toledo	W, 66-59
Dec. 3 Eastern Kentucky	L, 44-46

ESPN Invitational

2007-08 (Tampa, Fla.)	
Nov. 15 South Florida	W, 89-52

Felpausch/MSU Holiday Classic

1990-91 (Lansing, Mich.)	
Nov. 24 Louisville	L, 66-73
Nov. 25 Georgetown	W, 80-68

Fun in the Sun Shootout

2000-01 (Cancun, Mexico)	
Dec. 17 Arkansas State	W, 69-45
Dec. 19 Oral Roberts	W, 62-51

Gulf Coast Classic

2018-19 (Estero, Fla.)	
Nov. 23 Washington	L, 64-71
Nov. 24 Ball State	W, 79-62
Nov. 25 Missouri	L, 54-62

Harvard Invitational

1991-92 (Cambridge, Mass.)	
Nov. 30 Fairfield	W, 75-68
Dec. 1 Harvard	W, 86-63

Jimmy V Women's Basketball Classic

2013-14 (Durham, N.C.)	
Dec. 17 Connecticut	L, 61-83

2010-11 (Durham, N.C.)

Dec. 6 Texas A&M	W, 61-58
------------------	----------

2006-07 (Piscataway, N.J.)

Dec. 4 Rutgers	W, 85-45
----------------	----------

2003-04 (Raleigh, N.C.)

Nov. 23 Purdue	W, 93-63
----------------	----------

2002-03 (Raleigh, N.C.)

Nov. 24 Tennessee	W, 76-55
-------------------	----------

Junkanoo Jam

2011-12 (Grand Bahamas Island, Bahamas)	
Nov. 25 Gardner-Webb	W, 97-31
Nov. 26 Notre Dame	L, 54-56

2004-05 (Grand Bahamas Island, Bahamas)

Nov. 26 Stephen F. Austin	W, 84-29
Nov. 27 Kansas State	63-51

Lady Friar Classic

1987-88 (Providence, R.I.)	
Dec. 5 Southern Cal.	W, 78-75
Dec. 6 Providence	W, 87-75

LMU Marina del Rey Marriott Classic

2003-04 (Los Angeles, Calif.)	
Dec. 28 Hampton	W, 90-59
Dec. 29 Loyola Marymount	W, 81-53

Maggie Dixon Classic

2007-08 (New York, N.Y.)	
Dec. 8 Pittsburgh	W, 51-49

Nike Four in the Fall

1998-99 (San Jose, Calif.)	
Nov. 13 Connecticut	L, 74-104
Nov. 14 Stanford	W, 77-57

Oakland Tribune Classic

1993-94 (Berkeley, Calif.)	
Dec. 20 Detroit Mercy	W, 94-82
Dec. 21 California	L, 66-72

Old Dominion Tournament

1994-95 (Norfolk, Va.)	
Nov. 26 Montana	W, 89-49
Nov. 27 Old Dominion	L, 59-64

Paradise Jam

2013-14 (St. Thomas, USVI)	
Nov. 28 Xavier	W, 81-54
Nov. 29 Central Michigan	W, 97-64
Nov. 30 Kansas	L, 73-40

2007-08 (St. Thomas, USVI)

Nov. 22 Purdue	W, 53-41
Nov. 23 Temple	W, 64-53
Nov. 25 Connecticut	L, 48-74

2002-03 (St. Thomas, USVI)

Nov. 28 Hampton	W, 71-34
Nov. 29 Old Dominion	W, 65-52
Nov. 30 Arkansas	W, 74-72*

Preseason WNIT

2004-05 (Durham, N.C.)	
Nov. 12 Davidson	W, 89-69
Nov. 14 South Florida	W, 82-50

2004-05 (Notre Dame, Ind.)

Nov. 17 Notre Dame	L, 65-76
--------------------	----------

1999-00 (Durham, N.C.)

Nov. 15 UNC Greensboro	W, 72-47
Nov. 17 Boston College	L, 70-77

1995-96 (Durham, N.C.)

Nov. 15 VCU	W, 93-51
-------------	----------

1995-96 (College Station, Texas)

Nov. 17 Texas A&M	L, 73-83
-------------------	----------

San Juan Shootout

1997-98 (San Juan, Puerto Rico)	
Nov. 28 Detroit	W, 87-65
Nov. 29 Southern Illinois	W, 76-54
Nov. 30 Illinois	L, 65-77

Seattle Times Husky Classic

1992-93 (Seattle, Wash.)	
Dec. 27 Drake	W, 71-58
Dec. 28 Washington	L, 48-72

South Padre Shootout

2002-03 (South Padre Island, Texas)	
Dec. 27 Detroit Mercy	W, 92-52
Dec. 29 Iowa State	W, 88-59

St. Joseph's Tournament

1994-95 (Philadelphia, Pa.)	
Dec. 28 James Madison	W, 75-63
Dec. 29 St. Joseph's	W, 67-64

State Farm Tip-Off Classic

2003-04 (West Lafayette, Ind.)	
Nov. 16 Texas	L, 77-85

2001-02 (Durham, N.C.)

Nov. 11 Texas Tech	W, 85-69
--------------------	----------

State Farm Classic

1997-98 (Gainesville, Fla.)	
Dec. 28 Kent State	W, 69-57
Dec. 29 Florida	L, 63-70

Surf 'N Slam Classic

2005-06 (San Diego, Calif.)	
Dec. 28 St. John's	W, 105-57
Dec. 30 San Diego	W, 119-52

Sun Splash Shootout

1999-00 (Nassau, The Bahamas)	
Dec. 20 Sacramento State	W, 81-45
Dec. 21 Liberty	W, 66-45

Texaco-Havoline Christmas Classic

1985-86 (Villanova, Pa.)	
Dec. 27 Washington	L, 71-83
Dec. 28 Cheyney	W, 100-56

Tip-Off Classic

1987-88 (San Jose, Calif.)	
Dec. 29 San Jose State	W, 86-47
Dec. 30 Purdue	W, 76-71

Univ. of New Orleans Tournament

1995-96 (New Orleans, La.)	
Nov. 24 Pepperdine	W, 108-70
Nov. 25 Mississippi State	W, 72-67

USF Holiday Classic**1990-91 (Tampa, Fla.)**

Duke Week-by-Week in the Associated Press Poll

Season	PS	1	2	3	4	5	6	7	8	9	10	11	12	13	14	15	16	17	18	19	Dates	
1985-86	-	-	-	-	-	-	-	20	18	18	17	20	18	-	-	-	-	-	-	-	-	Nov. 12 - March 9
1986-87	-	-	-	-	-	-	-	-	-	-	-	-	-	-	-	-	-	-	-	-	-	Nov. 18 - March 10
1987-88	19	18	14	13	10	10	9	11	13	17	17	-	-	-	-	-	-	-	-	-	-	Nov. 23 - March 14
1988-89	-	-	-	20	19	-	20	-	-	-	-	-	-	-	-	-	-	-	-	-	-	Nov. 21 - March 13
1989-90	-	-	-	-	-	-	-	-	-	-	-	-	-	-	-	-	-	-	-	-	-	Nov. 20 - March 12
1990-91	-	-	-	-	-	-	-	-	-	-	-	-	-	-	-	-	-	-	-	-	-	Nov. 27 - March 13
1991-92	-	-	-	-	-	-	-	-	-	-	-	-	-	-	-	-	-	-	-	-	-	Nov. 27 - March 12
1992-93	-	-	-	-	-	-	-	-	-	-	-	-	-	-	-	-	-	-	-	-	-	Nov. 24 - March 16
1993-94	-	-	-	-	-	-	-	-	-	-	-	-	-	-	-	-	-	-	-	-	-	Nov. 16 - March 15
1994-95	-	-	-	-	-	-	-	-	-	25	21	14	21	22	19	22	21	20	-	-	-	Nov. 13 - March 14
1995-96	17	22	19	17	16	16	16	15	16	13	12	12	14	14	12	12	13	13	-	-	-	Nov. 14 - March 11
1996-97	16	17	16	15	17	15	13	16	14	19	24	22	20	18	22	25	25	-	-	-	-	Nov. 12 - March 10
1997-98	19	19	15	15	11	17	23	23	25	25	24	13	14	13	11	8	8	8	-	-	-	Nov. 7 - March 9
1998-99	4	6	20	16	16	17	16	17	13	12	11	9	9	7	8	8	10	10	-	-	-	Nov. 6 - March 8
1999-00	21	22	-	22	20	18	17	15	14	11	9	9	12	14	14	9	12	11	10	-	-	Nov. 9 - March 13
2000-01	5	3	3	3	3	7	6	6	5	5	5	4	4	4	4	7	4	5	5	-	-	Nov. 7 - March 12
2001-02	5	9	14	11	8	9	9	11	7	6	5	5	5	5	5	4	3	3	-	-	-	Nov. 12 - March 11
2002-03	1	1	1	1	1	1	1	1	1	1	1	1	2	2	2	2	2	2	2	2	2	Nov. 18 - March 17
2003-04	2	4	4	4	3	3	4	4	1	1	1	2	2	4	4	3	2	1	1	-	-	Nov. 17 - March 15
2004-05	6	6	10	10	3	3	3	2	2	1	1	1	3	3	3	2	6	5	7	-	-	Nov. 15 - March 14
2005-06	1	1	1	2	2	2	2	2	2	2	2	2	2	1	1	2	4	4	-	-	-	Nov. 21 - March 13
2006-07	6	6	5	5	4	4	4	3	3	3	1	1	1	1	1	1	1	1	1	-	-	Nov. 6 - March 12
2007-08	10	10	9	11	17	15	14	13	12	12	10	10	9	11	12	12	12	10	9	-	-	Nov. 12 - March 18
2008-09	8	6	12	12	11	8	6	6	5	4	4	3	4	4	7	10	8	6	6	-	-	Nov. 17 - March 9
2009-10	6	11	10	11	7	7	8	8	9	7	6	7	6	8	8	6	9	7	6	-	-	Nov. 16 - March 15
2010-11	6	6	6	5	5	4	3	3	3	3	3	3	3	5	7	9	8	6	6	-	-	Nov. 16 - March 14
2011-12	8	8	7	7	6	9	9	8	7	7	5	5	5	5	5	7	5	6	6	-	-	Oct. 29 - March 12
2012-13	3	3	4	4	4	4	4	4	3	4	4	4	5	5	5	5	5	6	5	5	5	Oct. 27 - March 18
2013-14	2	2	2	2	2	2	2	3	3	3	3	3	3	5	3	7	7	10	9	9	9	Nov. 1 - March 17
2014-15	7	7	8	9	13	13	10	10	13	16	15	17	15	11	10	16	16	16	16	-	-	Nov. 17-March 16
2015-16	14	14	15	14	13	13	13	12	18	22	-	-	-	-	-	-	-	-	-	-	-	Nov. 16-March 14
2016-17	-	-	-	-	21	18	17	15	13	12	15	14	15	14	13	13	13	9	9	-	-	Nov. 4-March 6
2017-18	12	-	11	16	14	14	14	14	14	17	16	15	18	19	19	17	20	18	20	-	-	Oct. 22-March 5
2018-19	21	-	-	-	-	-	-	-	-	-	-	-	-	-	-	-	-	-	-	-	-	Nov 11-March 7

Charting Duke in the Polls

(Associated Press Only)

Total Polls Ranked.....	444
Top 10 Rankings.....	270
Longest Consecutive Polls Ranked.....	308 ('99-'16)
Current Streak.....	0

Years Ranked

Total Years.....	28
Consecutive Years.....	25
Current Streak.....	25

Final Poll

Total Polls.....	22
Top 10.....	18
High Rank.....	1 (two times)

No. 1 Ranking

Total Rankings.....	34
Most No. 1 Weeks in Succession.....	12

Weeks Ranked By Ranking

First Ranked:
January 12, 1986 (No. 20)

Last Ranked:
November 6, 2018 (No. 21)

Rank.....	Weeks
No. 1.....	34
No. 2.....	32
No. 3.....	35
No. 4.....	33
No. 5.....	32
No. 6.....	25
No. 7.....	21
No. 8.....	18
No. 9.....	21
No. 10.....	18
No. 11.....	14
No. 12.....	18
No. 13.....	20
No. 14.....	21
No. 15.....	14
No. 16.....	18
No. 17.....	16
No. 18.....	10
No. 19.....	9
No. 20.....	10
No. 21.....	6
No. 22.....	8
No. 23.....	2
No. 24.....	2
No. 25.....	5

ACC Teams in the AP Top 10

Total weeks ranked in the top 10 from 1985-86 through 2018-19

Duke	271
Notre Dame	234
North Carolina	204
Virginia	154
N.C. State	149
Louisville	119
Florida State	49
Miami	38
Syracuse	20
Clemson	2
Virginia Tech	2
Boston College	0
Wake Forest	0
Georgia Tech	0
Pittsburgh	0

Duke's Final Top 25 Rankings

Year	AP	Coaches
1995	20	17
1996	13	19
1998	8	7
1999	10	2
2000	10	11
2001	5	8
2002	3	4
2003	2	4
2004	1	5
2005	7	8
2006	4	2
2007	1	6
2008	9	9
2009	6	14
2010	6	6
2011	6	7
2012	6	7
2013	5	6
2014	9	13
2015	16	12
2017	9	15
2018	20	12
2019	-	-

Duke Week-by-Week in the USA Today Coaches Poll

Season	PS	1	2	3	4	5	6	7	8	9	10	11	12	13	14	15	16	17	18	19	20
1984-85	-	-	-	-	-	-	-	-	-	-	-	-	-	-	-	-	-	-	-	-	-
1985-86	-	-	-	-	-	-	-	-	-	23	25	-	21	25	-	-	-	-	-	-	-
1986-87	-	-	-	-	-	-	-	-	-	-	-	-	-	-	-	-	-	-	-	-	-
1987-88	18	16	13	13	9	9	8	11	9	17	19	-	-	-	-	-	-	-	-	-	-
1988-89	19	21	21	23	24	-	-	25	-	-	-	-	-	-	-	-	-	-	-	-	-
1989-90	-	-	-	-	-	-	-	-	-	-	-	-	-	-	-	-	-	-	-	-	-
1990-91	-	-	-	-	-	-	-	-	-	-	-	-	-	-	-	-	-	-	-	-	-
1991-92	-	-	-	-	-	-	-	-	-	-	-	-	-	-	-	-	-	-	-	-	-
1992-93	-	-	-	-	-	-	-	-	-	-	-	-	-	-	-	-	-	-	-	-	-
1993-94	-	-	-	-	-	-	-	-	-	-	-	-	-	-	-	-	-	-	-	-	-
1994-95	-	-	-	-	-	-	-	-	-	-	21	25	25	22	25	22	17	-	-	-	-
1995-96	16	19	20	17	18	18	16	14	16	16	13	11	13	13	12	12	13	13	19	-	-
1996-97	18	18	17	16	16	14	13	17	14	18	20	21	20	17	19	22	24	-	-	-	-
1997-98	19	16	17	14	18	22	22	23	20	23	15	16	14	13	10	9	9	7	-	-	-
1998-99	4	15	16	15	19	20	19	17	16	15	13	11	7	9	9	10	11	2	-	-	-
1999-00	22	25	19	18	15	15	11	10	8	9	10	12	12	8	10	9	7	11	-	-	-
2000-01	4	3	3	3	5	5	5	5	5	5	4	4	4	4	6	4	5	5	8	-	-
2001-02	4	4	7	12	9	8	9	9	10	7	6	6	5	5	5	5	4	3	3	4	-
2002-03	1	1	1	1	1	1	1	1	1	1	1	1	2	2	2	2	2	2	1	4	-
2003-04	2	4	4	4	4	4	4	4	2	2	1	2	2	4	4	3	2	1	1	5	-
2004-05	6	6	9	9	3	3	3	2	2	1	1	4	4	4	4	3	6	8	8	8	-
2005-06	2	2	2	2	2	2	2	2	2	2	2	1	2	2	1	1	2	4	4	2	-
2006-07	6	5	5	5	4	4	4	3	3	3	1	1	1	1	1	1	1	1	1	6	-
2007-08	9	9	8	10	15	15	15	14	13	13	12	10	11	12	12	11	11	11	10	10	9
2008-09	8	5	13	14	12	12	11	11	10	10	8	6	8	10	8	11	10	8	14	-	-
2009-10	6	12	12	12	10	8	8	9	9	7	7	7	6	7	7	6	8	6	6	6	-
2010-11	5	6	6	5	4	4	3	3	3	3	3	3	5	7	7	9	7	6	6	7	-
2011-12	8	8	6	6	5	9	9	7	6	6	5	5	6	5	5	7	6	6	6	-	-
2012-13	3	4	4	4	4	4	4	4	5	4	5	4	4	4	6	5	5	6	-	-	-
2013-14	2	2	2	2	2	2	2	3	3	3	3	3	3	5	7	8	10	10	10	13	-
2014-15	7	7	7	8	12	13	10	12	12	14	13	16	15	11	12	17	16	16	16	12	-
2015-16	12	9	12	13	11	11	12	12	16	19	-	-	-	-	-	-	-	-	-	-	-
2016-17	-	-	-	-	21	20	18	17	15	15	16	15	15	15	14	13	11	9	9	15	-
2017-18	12	-	-	17	16	14	14	15	15	18	18	15	18	19	19	16	16	15	18	-	-
2018-19	20	-	-	-	-	-	-	-	-	-	-	-	-	-	-	-	-	-	-	-	-

Charting Duke in the Polls

(USA Today Only)

Total Polls Ranked.....	443
Top 10 Rankings.....	285
Longest Consecutive Polls Ranked.....	341 ('98-'16)
Current Streak.....	0

Years Ranked

Total Years.....	28
Consecutive Years.....	25
Current Streak.....	25

Final Poll

Total Polls.....	24
Top 10.....	14
High Rank.....	2 ('99, '06)

No. 1 Ranking

Total Rankings.....	30
Most No. 1 Weeks in Succession.....	12 ('03)

Weeks Ranked By Ranking

First Ranked: January 12, 1986 (No. 20)

Last Ranked: Preseason, 2018 (No. 20)

Rank.....	Weeks
No. 1.....	30
No. 2.....	37
No. 3.....	20
No. 4.....	42
No. 5.....	27
No. 6.....	25
No. 7.....	17
No. 8.....	22
No. 9.....	24
No. 10.....	19
No. 11.....	17
No. 12.....	24
No. 13.....	18
No. 14.....	12
No. 15.....	20
No. 16.....	20
No. 17.....	10
No. 18.....	14
No. 19.....	11
No. 20.....	9
No. 21.....	5
No. 22.....	7
No. 23.....	7
No. 24.....	1
No. 25.....	8

ACC Teams in the USA Today Top 10

Total weeks ranked in the top 10 from 1984-85 through 2018-19

Notre Dame.....	288
Duke.....	284
North Carolina.....	203
Virginia.....	149
Louisville.....	133
N.C. State.....	94
Florida State.....	48
Miami.....	26
Syracuse.....	13
Clemson.....	5
Georgia Tech.....	1
Virginia Tech.....	0
Boston College.....	0
Wake Forest.....	0
Pittsburgh.....	0

Duke's WNBA Draft Picks

Year	Player	Team	Round (Pick)
2019	Angela Salvadores	Los Angeles Sparks	3rd (31)
2018	Lexie Brown	Connecticut Sun	1st (9)
2018	Rebecca Greenwell	Washington Mystics	3rd (31)
2017	Oderah Chidom	Atlanta Dream	3rd (31)
2015	Elizabeth Williams	Connecticut Sun	1st (4)
2014	Chelsea Gray	Connecticut Sun	1st (11)
2014	Tricia Liston	Minnesota Lynx	1st (12)
2011	Jasmine Thomas	Seattle Storm	1st (12)
2011	Karima Christmas	Washington Mystics	2nd (23)
2011	Krystal Thomas	Seattle Storm	3rd (36)
2010	Joy Cheek	Indiana Fever	3rd (35)
2009	Chante Black	Connecticut Sun	1st (9)
2009	Abby Waner	New York Liberty	2nd (21)
2008	Wanisha Smith	New York Liberty	2nd (27)
2007	Lindsey Harding	Phoenix Mercury	1st (1)
2007	Alison Bales	Indiana Fever	1st (9)
2006	Monique Currie	Charlotte Sting	1st (3)
2006	Mistie Bass	Phoenix Mercury	2nd (21)
2006	Jessica Foley	Indiana Fever	3rd (38)
2004	Alana Beard	Washington Mystics	1st (2)
2004	Iciss Tillis	Detroit Shock	1st (11)
2001	Georgia Schweitzer	Miami Sol	2nd (21)
2000	Peppi Browne	Charlotte Sting	3rd (43)
1999	Michele Van Gorp	New York Liberty	2nd (18)

WNBA All-Star Selections

Alana Beard	2009, 2007, 2006, 2005
Monique Currie	2010
Chelsea Gray	2017, 2018
Lindsey Harding	2010
Jasmine Thomas	2017
Elizabeth Williams	2017

WNBA Finals Appearances

Alison Bales, Atlanta	2010, 2011
Mistie Bass, Phoenix	2014 (Champions)
Alana Beard, Los Angeles	2016 (Champions), 2017 (runner-up)
Monique Currie, Washington	2018 (runner-up)
Karima Christmas, Indiana	2012 (Champions)
Chelsea Gray, Los Angeles	2016 (Champions), 2017 (runner-up)
Lindsey Harding, Atlanta	2011
Tricia Liston, Minnesota	2015 (Champions)
Jasmine Thomas, Connecticut	2019 (runner-up)
Krystal Thomas, Washington	2018 (runner-up)
Michele Van Gorp, New York	1999

Duke's ABL Draft Picks

Year	Player	Team	Round (Pick)
1997	Kira Orr	Seattle Reign	4th Round

Duke on the WNBA Rosters

Alison Bales

Indiana	2007-08
Atlanta	2008, 2010-11

Mistie Bass

Houston	2006-08
Chicago	2009-10
Connecticut	2012-13
Phoenix	2013-16

Alana Beard

Washington	2004-11
Los Angeles	2012-18

Chante Black

Connecticut	2009
Tulsa	2010, 2012
San Antonio	2013

Lexie Brown

Connecticut	2018
Minnesota	2019

Peppi Browne

Charlotte	2000
-----------	------

Joy Cheek

Indiana	2010
Washington	2011

Oderah Chidom

Atlanta	2017
---------	------

Karima Christmas

Washington/Tulsa	2011
Tulsa	2012, 2015
Indiana	2012-14
Dallas	2016-18

Monique Currie

Charlotte	2006
Chicago	2007
Washington	2007-14; 2018
Phoenix	2015
San Antonio	2016
Phoenix	2017

Jessica Foley

Indiana	2006
---------	------

Rebecca Greenwell

Washington	2017
------------	------

Chelsea Gray

Connecticut	2014-15
Los Angeles	2016-18

Lindsey Harding

Phoenix	2007^
Minnesota	2007-08
Washington	2009-10
Atlanta	2011-12
Los Angeles	2013-14
New York	2016
Phoenix	2016

Tricia Liston

Minnesota	2014-15
-----------	---------

Haley Peters

San Antonio	2016
Washington	2017
Atlanta	2019

Angela Salvadores

Los Angeles	2018
-------------	------

Georgia Schweitzer

Minnesota	2001-03
-----------	---------

Wanisha Smith

New York	2008
----------	------

Jasmine Thomas

Washington	2011-12
Atlanta	2013-14
Connecticut	2015-18

Krystal Thomas

Seattle/Phoenix	2011
Phoenix	2012-13
Indiana	2013-14
Seattle	2016
Washington	2017-18

Iciss Tillis

Detroit	2004
New York	2006
Los Angeles	2007
Detroit	2007

Michele Van Gorp

New York	1999
Portland	2000
Minnesota	2001-04

Abby Waner

New York	2009
----------	------

Elizabeth Williams

Connecticut	2015
Atlanta	2016-18

^ - Drafted by Phoenix and traded to Minnesota on draft day

Duke and USA Basketball have developed an excellent relationship over the years as many Blue Devils have had the privilege to wear USA on their jerseys.

Olympic Team

Gail Goestenkors (2004) - Assistant Coach - Gold Medal

Senior National Team Pool

Alana Beard (Current Member)
Lindsey Harding (Current Member)

Senior National Team

Alana Beard (2007)
Lindsey Harding (2007)

USA Select Team

Jasmine Thomas (2010)

World Championship Team

Gail Goestenkors (2002) - Assistant Coach - Gold Medal
Gail Goestenkors (2006) - Assistant Coach - Bronze Medal
Alana Beard (2006) - Bronze Medal

World University Games Team

Tricia Liston (2013) - Gold Medal
Monique Currie (2005) - Gold Medal
**Prior to the 2005 event, it was referred to as the Junior World Championship

U21 World Championship Team

Joanne P. McCallie (2007) - Head Coach - Gold Medal
Abby Waner (2007) - Gold Medal

U20 National Team

Joanne P. McCallie (2006) - Head Coach - Gold Medal

U19 World Championship Team

Azurá Stevens (2015) - Gold Medal
Alexis Jones (2011, 2013) - Gold Medal
Elizabeth Williams (2011) - Gold Medal
Jasmine Thomas (2007) - Gold Medal
Krystal Thomas (2007) - Gold Medal
Gail Goestenkors (2005) - Head Coach - Gold Medal
Abby Waner (2005) - Gold Medal

Junior Young Women National Team

Alana Beard (2003) - Gold Medal

Pan Am Team

Rebecca Greenwell (2015) - Had to withdraw due to illness
Iciss Tillis (2003) - Silver Medal

USA World Youth Games Team

Sheana Mosch (1998)
Iciss Tillis (1998)

Junior World Championship Team

Alana Beard - (2001) - Bronze Medal; (2000) - Gold Medal
Monique Currie (2001) - Bronze Medal
Wynter Whitley (2001) - Bronze Medal
**The 2000 team was the World Championship Qualifying team

R. William Jones Cup

Peppi Browne (1998) - Gold Medal
Gail Goestenkors (1997) - Head Coach - Silver Medal
Tyish Hall (1997) - Silver Medal
Katie Meier (1990) - Bronze Medal
Kira Orr (1997) - Silver Medal
Michele Van Gorp (1997) - Silver Medal
Debbie Leonard (1988) - Assistant Coach - Silver Medal

U.S. Olympic Festival

Chris Moreland (1986-East)

Kira Orr (1995-East & 1994-South)
Debbie Leonard (1987) - Assistant Coach

French Basketball

Allison Vernerey French National Team - 2009
U19 World Championship - 2009
U18 European Championship - 2008
U16 European Championship - 2006

Australia Basketball

Jessica Foley Senior National Team - "Rice Attack" Opals
World University Games - 2007, 2005
Junior World Championship - 2003, 2001
Miela Goodchild U18 FIBA Women's Asian Championship - 2018
U19 FIBA World Cup - 2019

Belarus Basketball

Lindsey Harding Olympic Team - 2016

Overseas Players Past & Present

Alison Bales	Turkey, Russia, France
Mistie Bass	Israel, Italy, France, Turkey, Australia, Lebanon
Alana Beard	Poland, South Korea, Australia, Israel, Spain
Chante Black	China, Turkey, Italy, Australia, Israel, South Korea
Payton Black	Germany, Israel
Joanne Boyle	Luxembourg/Germany
Lexie Brown	Hungary
Joy Cheek	Poland
Oderah Chidom	Slovenia, Greece
Karima Christmas	Israel, Italy, South Korea
Kendall Cooper	France
Monique Currie	Israel, Poland, Russia, Turkey, South Korea, Romania, Spain, Italy
Ali Day	France, Greece
Nicole Erickson	France
Jessica Foley	Australia
Carrem Gay	Israel, France, Switzerland
Chelsea Gray	Spain, Israel, Turkey
Tye Hall	France
Lindsey Harding	Russia, Turkey, Lithuania
Sue Harnett	Belgium
Janee Hayes	Finland
Hilary Howard	Sweden
Richa Jackson	Brazil
Ka'ilia Johnson	Czech Republic, Switzerland
Carey Kauffman	Spain
Ellen Langhi	Luxembourg
Celeste Lavoie	Germany
Tricia Liston	Italy, Spain, South Korea
Barb Krause	Germany
Nicole Johnson	Germany
Erin Mathias	Italy
Katie Meier	Belgium
Bridgette Mitchell	France, Poland
Chris Moreland	France
Sheana Mosch	France, Turkey, Russia, Israel, Spain
Rochelle Parent	Luxembourg
Haley Peters	Spain, France
Angela Salvadores	Spain, Hungary
Jen Scanlon	Sweden
Kathleen Scheer	Australia, Poland, Russia
Shay Selby	Germany, Netherlands, Czech Republic, Turkey, Spain
Sarah Sullivan	Australia
Jasmine Thomas	Czech Republic, Russia, Israel, Turkey, Poland
Krystal Thomas	France, China, Spain, Turkey, South Korea
Iciss Tillis	South Korea, Russia, France
Michele Van Gorp	France, Greece, Italy
Lisa Warren	France
Chloe Wells	Brazil, Spain, Czech Republic
Missy West	Germany
Wynter Whitley	Switzerland, Turkey
Elizabeth Williams	Turkey, Russia, China

The Record Book

Team Records	86-90
Opponent Team Records.....	91-92
Individual Records	93-100
Freshman Records	100-102
Miscellaneous Achievements	103
Cameron Indoor Stadium Records	104
Cameron Indoor Stadium Year-by-Year.....	105
Cameron Indoor Stadium Attendance	105
Boxscores from Record-Breaking Games	106-109
NCAA Tournament Records	110-112
NCAA Tournament Boxscores	113-126
1,000 Point Scorers	127-131
Year-by-Year Leaders.....	132
All-Time Player Statistics	133-150
Year-by-Year Team/Player Statistics	151-155
Retired Jerseys.....	156

High/Low Scoring Affairs

Most Points Scored in First Half by Duke

65 vs. N.C. Central,
12-28-09

Most Points Scored in Second Half by Duke

70 vs. Stephen F. Austin,
11-29-03

In a Half by Opponent

63 at Clemson, 1-9-80

In a Game by Opponent

125 at N.C. State, 1-19-78

In a Game by Both Teams

241 vs. Alabama, 3-19-95

In a Losing Effort by Duke

120 vs. Alabama, 3-19-95

In a Winning Effort by Duke

128 vs. Howard, 12-6-02

Largest Margin of Victory

89 (117-28) vs.
N.C. Central, 12-28-09

Fewest Points Scored in a Game by Duke

31 vs. East Carolina,
1-20-76

Fewest Points Allowed in a Game by Duke

24 vs. Ball State, 12-19-05

Top Win Streaks

30 2006-07
22 2001-02
20 2010-11, 2005-06,
2002-03
16 2012-13, 2004-05,
1998-99
15 2003-04, 2002-03,
1999-2000

Points

Game 128 vs. Howard, 12-6-02
Season 3,009 (35 games), 2005-06

Field Goals Made

Game 51 vs. Howard, 12-6-02
Season 1,125 (35 games), 2005-06

Field Goals Attempted

Game 97 vs. Morgan State, 11-26-93
Season 2,354 (37 games), 2002-03

Field Goal Percentage

Game 68.2 (45-66) vs. Arkansas St., 11-26-05
Season 49.9 (35 games), 2013-14

Three-Pointers Made

Game 13 - four times - most recent
at Old Dominion, 11-22-17
Season 213 (36 games), 1998-99

Three-Pointers Attempted

Game 31 at Pepperdine, 11-27-16
Season 581 (36 games), 2010-11

Three-Point Field Goal Percentage

Game 1.000 (4-4) vs. New Hampshire, 12-1-89
Season 40.7 (35 games), 2013-14

Free Throws Made

Game 40 vs. Cheyney State, 12-28-85
Season 580 (37 games), 2002-03

Free Throws Attempted

Game 49 vs. Cheyney State, 12-28-85
Season 818 (30 games), 1985-86

Free Throw Percentage

Game 1.000 (17-17) vs. Va. Tech, 1-19-17
Season 76.0 (35 games), 2001-02

Rebounds

Game 69 vs. Buffalo, 11-25-14
Season 1,563 (36 games), 2004-05

Assists

Game 36 vs. UNC Wilmington, 12-20-11
36 at San Diego, 12-30-05
Season 717 (35 games), 2005-06

Steals

Game 31 vs. N.C. Central, 12-28-09
Season 480 (36 games), 2009-10

Blocked Shots

Game 16 vs. Winthrop, 11-15-15*
16 at Wake Forest, 1-6-12*
16 at Ball State, 12-20-04*
Season 267 (36 games), 2004-05*
267 (35 games), 2005-06*

Miscellaneous Season Records

Most Games Played	37, 2002-03
Most Wins	35, 2002-03
Most Losses	19, 1977-78
Best W/L Percentage946, 2002-03
Most ACC Wins	17, 2012-13+
Most ACC Losses	13, 1992-93
Fewest ACC Wins	2, 1981-82 & 1988-89
Fewest ACC Losses	0, 2001-02, 2002-03, 2006-07+
Best ACC W/L Percentage ..	1.000 (16-0), 2001-02 & 2002-03, 14-0 in 2006-07+
Most Consecutive Season Wins	30, 2006-07
Most Consecutive Season Losses	14, 1975-76
Most Consecutive ACC Wins	42, 2001-04*
Most Consecutive ACC Losses	10, 1988-89
Most Consecutive Home Wins	34, Jan. 21, 2010-Jan. 30, 2012
Most Consecutive Away Wins	26, Nov. 18, 2001-Feb. 2, 2004
Most Consecutive Home Losses	9, 1977-78
Most Consecutive Away Losses	9, 1977-78
Largest Average Winning Margin	27.7 (86.0 to 58.2), 2005-06
Largest Winning Margin in ACC Play	+23.9 in 2003-04*
Largest Average Losing Margin	-24.0 (69.6 to 45.6), 1975-76
Best Scoring Defense	51.4, 2006-07+
Fewest Points Scored	638 (14 games), 1975-76
Best Starts	30-0, 2006-07; 20-0, 2002-03, 2005-06, 2010-11; 20-1, 2000-01
Undefeated Starts	30-0, 2006-07; 20-0, 2002-03, 2005-06, 2010-11; 12-0, 1987-88
Best ACC Start	16-0, 2001-02, 2002-03, 2012-13
Average Assists	20.5 in 2005-06
Average Blocks	7.6 in 2005-06
Most Combined Free Throws Made	52 at Miami, 2-19-06
Most Combined Free Throws Attempted	70 at Miami, 2-19-06
Most Combined 3-Point Field Goals Made ..	23 at Pepperdine, 11-27-16, Georgia Tech, 1-17-05, at San Diego, 12-30-05
Most Combined 3-Point Field Goal Attempts ..	53 vs. Syracuse, 1-8-15

Miscellaneous Game Records

Duke Records

Most First Half Points ...	65 vs. Morgan State, 11-26-93 & Fairfield, 11-22-05
Most Second Half Points	70 vs. Stephen F. Austin, 11-29-03
Fewest First Half Points	11 at Miami, 2-7-16
Fewest Second Half Points	15 at Maryland, 1-30-98
Highest First Half FG%	79.3% vs. Davidson, 11-24-01, at Boston College, 1-6-13
Highest Second Half FG%	76.2% at SE Louis., 12-30-88
Lowest First Half FG%	12.1% at Miami, 2-7-16
Lowest Second Half FG%	19.2% vs. Notre Dame, 11-26-11
Most Double-Figure Scorers	9 vs. N.C. Central, 12-28-09

Opponent Records

Most First Half Points	62 by Clemson, 1-11-78
Most Second Half Points	63 by Clemson, 1-9-80
Fewest First Half Points	3 by Monmouth, 12-30-12^
Fewest Second Half Points	6 by Catawba, 1-10-79
Highest First Half FG%	78.2% by UNCW, 12-2-80
Highest Second Half FG%	78.6% by UNC, 2-23-87
Lowest First Half FG%	4.0% by Monmouth, 12-30-12
Lowest Second Half FG%	11.5% by Davidson, 2-12-79
Most Turnovers in a Game	45 by Morgan State, 11-26-93
Highest FG Percentage in a Game	68.3% by Maryland, 2-4-89
Lowest FG Percentage in a Game ..	11.3% by Stephen F. Austin, 11-26-04

* ACC Record + Tied ACC Record ^ NCAA Record

Most Points in a Game

- 128 vs. Howard, 12-6-2002
- 123 vs. USC Upstate, 11-14-2013
- 120 at Alabama, 3-18-1995
- 119 at San Diego, 12-30-2005
- 119 vs. Stephen F. Austin, 11-29-2003
- 117 vs. N.C. Central, 12-28-2009
- 117 vs. Western Carolina, 2-9-1994
- 116 vs. Morgan State, 11-26-1993
- 114 vs. UNC Asheville, 11-30-1994
- 114 vs. ETSU, 12-8-1992

Fewest Points in a Game

- 36 vs. N.C. State, 2-2-1978
- 39 vs. Maryland, 2-9-1978
- 40 vs. Connecticut, 3-29-2011
- 41 vs. Florida State, 3-7-2019
- 43 at Virginia, 1-24-1987
- 43 at N.C. State, 1-19-1978
- 44 at Eastern Kentucky, 12-3-1983
- 44 vs. N.C. State, 1-20-1979
- 45 vs. N.C. State, 3-2-2018
- 45 at Florida State, 1-8-2017
- 45 vs. Connecticut, 1-30-2012
- 45 vs. Purdue, 3-28-1999
- 45 vs. Maryland, 3-5-1994
- 45 at Maryland, 2-1-1991

Most First Half Points

- 65 vs. N.C. Central, 12-28-2009
- 65 vs. Fairfield, 11-22-2005
- 65 vs. Morgan State, 11-26-1993
- 64 vs. Temple, 12-12-1998
- 63 vs. East Carolina, 11-22-2002
- 62 vs. Wake Forest, 3-5-2005
- 61 vs. Florida International, 12-18-2002
- 60 vs. Howard, 12-6-2002
- 60 vs. USC Upstate, 11-14-2013
- 59 vs. Northwestern State, 12-20-2003
- 59 vs. Clemson, 1-26-2011

Fewest First Half Points

- 11 at Miami, 2-7-2016
- 12 at Virginia, 1-30-2000
- 13 at North Carolina, 1-24-2005
- 14 vs. George Washington, 12-29-1996
- 15 at Florida State, 1-8-2017
- 15 vs. Notre Dame, 3-7-2015
- 15 at North Carolina, 2-20-1979
- 16 vs. East Carolina, 3-2-1978
- 16 at N.C. State, 1-19-1978
- 16 vs. Maryland, 2-12-1981
- 16 vs. Maryland, 2-9-1978

Most Second Half Points

- 70 vs. Stephen F. Austin, 11-29-2003
- 68 vs. Howard, 12-6-2002
- 64 vs. Maryland, 1-23-2003
- 64 vs. ETSU, 12-8-1992
- 64 vs. UNC Asheville, 12-11-1991
- 63 vs. Houston Baptist, 11-13-2009
- 63 vs. Furman, 11-23-1984
- 63 vs. USC Upstate, 11-14-2013
- 62 vs. Indiana State, 12-4-1994
- 61 Four tied - most recent at San Diego, 12-30-2005

Fewest Second Half Points

- 15 at Maryland, 1-30-1998
- 16 vs. N.C. State, 2-2-1978
- 18 at Syracuse, 1-3-2016
- 18 vs. Notre Dame, 11-26-11
- 18 vs. North Carolina, 12-3-1981
- 18 vs. Georgia Tech, 11-27-1981

- 18 vs. N.C. State, 1-20-1979
- 19 at Connecticut, 1-21-2013
- 19 vs. Louisiana State, 3-28-2005
- 20 vs. Connecticut, 1-18-2010
- 20 at N.C. State, 1-13-1993
- 20 at Clemson, 1-28-1991
- 20 vs. Clemson, 2-8-1989

Largest Halftime Lead

- 56 vs. N.C. Central, 12-28-2009
- 52 vs. Temple, 12-12-1998
- 48 vs. Ball State, 12-19-2005
- 47 vs. Clemson, 1-26-2011
- 44 vs. Morgan State, 11-26-1993
- 43 vs. East Carolina, 11-22-2002
- 42 vs. Fairfield, 11-22-2005
- 42 vs. USC Upstate, 11-14-13
- 40 vs. Winthrop, 12-10-2017
- 40 vs. Holy Cross, 1-4-2005

Largest Halftime Deficit

- 34 vs. East Carolina, 3-2-1978
- 30 vs. Virginia, 2-19-1997
- 27 vs. N.C. State, 1-20-1979
- 26 vs. N.C. State, 2-6-1991
- 26 at Connecticut, 1-31-2011
- 25 at Clemson, 1-9-1980
- 23 vs. Virginia, 2-1-1992
- 23 vs. Virginia, 1-5-1991
- 22 vs. Clemson, 1-10-1992
- 22 vs. N.C. State, 1-24-1984
- 22 vs. Maryland, 1-18-1979

Highest Field Goal Percentage

- 68.2 vs. Arkansas State, 11-25-2005
- 67.6 vs. Stephen F. Austin, 11-29-2003
- 67.2 vs. Davidson, 11-24-2001
- 66.7 vs. Temple, 12-12-1998
- 66.0 at Georgia Tech, 1-27-1997
- 65.6 at Vanderbilt, 3-20-2012
- 65.5 at Boston College, 1-6-2013
- 64.5 vs. UW-Milwaukee, 3-17-2001
- 64.3 at San Diego, 12-30-2005
- 64.3 vs. Duquesne, 11-25-2000

Lowest Field Goal Percentage

- 22.2 at Clemson, 1-29-1990
- 23.1 vs. Baylor, 3-29-2010
- 23.3 at North Carolina, 1-24-2005
- 24.5 at George Washington, 12-29-1996
- 24.6 vs. Connecticut, 1-30-2012
- 24.6 at Wake Forest, 2-16-1991
- 25.0 at Maryland, 2-9-1978
- 25.4 at Florida State, 1-8-2017
- 25.4 vs. Connecticut, 3-29-2011
- 26.1 vs. Kentucky, 1-4-2011

Highest First Half Field Goal Percentage

- 79.3 at Boston College, 1-6-2013
- 79.3 vs. Davidson, 11-24-2001
- 71.4 at Louisville, 1-4-2018
- 70.9 vs. Cheyney, 11-26-1985
- 69.7 at UNC Asheville, 11-29-1995
- 69.4 vs. Temple, 12-12-1998
- 68.4 vs. Wake Forest, 3-5-2005
- 68.4 vs. Peace College, 1-26-1979
- 68.0 vs. Florida State, 2-26-1999
- 68.0 vs. Georgia Southern, 12-21-1984

Lowest First Half Field Goal Percentage

- 12.1 at Miami, 2-7-2016
- 13.0 vs. Virginia, 2-19-1997
- 13.0 vs. George Washington, 12-29-1996
- 15.6 at Connecticut, 1-31-2011
- 16.7 at North Carolina, 1-24-2005
- 18.2 at Virginia, 1-30-2000
- 19.2 vs. N.C. State, 3-2-2018
- 19.4 at N.C. State, 1-19-1978
- 20.0 vs. Virginia, 2-1-1992
- 20.6 at Georgia Tech, 2-26-2015

Highest Second Half Field Goal Percentage

- 76.2 at SE Louisiana, 12-30-1988
- 75.0 vs. Duquesne, 11-25-2000
- 74.2 vs. Wake Forest, 1-2-2006
- 73.1 at Georgia Tech, 1-27-1997
- 73.0 vs. Wisconsin-Green Bay, 1-2-1991
- 73.0 vs. N.C. Central, 11-20-1984
- 72.7 vs. N.C. State, 1-21-1987
- 72.0 vs. Virginia, 2-10-2006
- 72.0 vs. Oklahoma State, 3-16-1995
- 71.4 vs. Norfolk State, 3-15-2002

Lowest Second Half Field Goal Percentage

- 19.2 vs. Notre Dame, 11-26-2011
- 19.4 at N.C. State, 1-3-19
- 19.4 at Old Dominion, 11-27-1994
- 19.4 at Virginia, 2-4-1984
- 20.0 vs. Connecticut, 1-30-2012
- 21.1 vs. Old Dominion, 1-21-1989
- 21.2 vs. Wake Forest, 2-16-1991
- 21.6 vs. North Carolina, 2-22-1980
- 21.9 vs. Baylor, 3-29-2010
- 22.2 at Virginia, 2-22-1998

Most Total Rebounds

- 69 vs. Buffalo, 11-25-2014
- 68 vs. Catawba, 1-10-1979
- 67 vs. Alabama, 3-18-1995
- 64 vs. Stephen F. Austin, 11-26-2004
- 64 at Furman, 12-3-1979
- 63 vs. USC Upstate, 11-14-2013
- 63 vs. Northeastern, 11-11-2006
- 63 vs. UNC Asheville, 12-8-1979
- 62 vs. Houston Baptist, 11-13-2009
- 62 vs. Ball State, 12-19-2005
- 62 vs. Charleston, 12-18-1990

Most Offensive Rebounds

- 34 vs. UNC Asheville, 11-30-1994
- 33 vs. Bucknell, 12-21-2007
- 32 vs. North Carolina, 3-1-2009
- 31 vs. Maine, 11-16-2008
- 29 vs. Northeastern, 11-11-2006
- 28 vs. Buffalo, 11-25-2014
- 26 vs. Virginia Tech, 2-20-2011
- 26 vs. Houston Baptist, 11-13-2009
- 26 vs. Maryland, 1-12-2009
- 26 vs. Oklahoma State, 11-14-2008
- 26 vs. Houston, 11-19-2006
- 26 at Connecticut, 3-28-2006

Most Field Goals Made

- 51 vs. Howard, 12-6-1993
- 49 vs. Morgan State, 11-26-1993
- 48 at Alabama, 3-18-1995
- 47 vs. NC Central, 12-28-2009
- 47 at ETSU, 11-23-1991
- 46 vs. USC Upstate, 11-14-2013
- 46 vs. Stephen F. Austin, 11-29-2003
- 46 vs. NC Central, 11-20-1984
- 45 at San Diego, 12-30-2005
- 45 vs. Arkansas St., 11-25-2005

Most Field Goals Attempted

1. 97 vs. Morgan State, 11-26-1993
2. 94 vs. Utah Valley, 12-18-2007
3. 93 at Alabama, 3-18-1995
4. 92 vs. Catawba, 1-10-1979
5. 91 vs. Bucknell, 12-21-2007
6. 90 vs. Wake Forest, 11-24-1979
7. 87 vs. North Carolina, 3-1-2009
- 87 at Furman, 11-23-1984
9. 86 vs. UNC Asheville, 11-30-1994
10. 85 vs. American, 12-4-1993
- 85 vs. UNC Asheville, 12-11-1991
- 85 vs. Guilford, 12-4-1978

Most Three-Point Field Goals Made

1. 13 at Old Dominion, 11-22-2017
- 13 at San Diego, 12-30-2005
- 13 vs. St. John's, 12-28-2005
- 13 vs. Georgia Tech, 1-17-2005
5. 12 vs. Pittsburgh, 3-6-2019
- 12 at Pepperdine, 11-27-2016
- 12 vs. NC State, 3-8-2013
- 12 vs. Clemson, 1-26-2011
- 12 vs. Colorado St., 12-22-2005
- 12 vs. Wake Forest, 3-5-2005
- 12 at North Carolina, 2-14-2004
- 12 vs. East Carolina, 11-22-2002
- 12 vs. North Carolina, 2-12-1998

Most Three-Point Field Goals Attempted

1. 31 at Pepperdine, 11-27-2016
- 30 at Illinois, 3-16-1997
- 30 vs. Georgia Tech, 1-17-2005
- 30 vs. Pacific, 12-4-2004
5. 29 vs. Clemson, 1-26-2011
- 29 vs. Maryland, 1-6-2011
- 29 vs. Northwestern St., 3-21-2004
8. 28 vs. Georgia Tech, 2-11-2000
9. 27 vs. Georgia Tech, 1-17-2005
- 27 vs. Clemson, 2-27-2004

Most Free Throws Made

1. 40 vs. Cheyney State, 12-28-1985
2. 38 at Connecticut, 11-13-1998
3. 34 at Virginia, 2-22-1998
4. 32 at St. John's, 12-29-1986
- 32 vs. Clemson, 3-4-1983
6. 30 vs. Pittsburgh, 12-21-2006
- 30 at Miami, 2-19-2006
- 30 at Florida State, 2-15-1998
9. 29 vs. North Carolina, 1-27-2000
- 29 at Virginia, 2-4-1999

Most Free Throws Attempted

1. 49 vs. Cheyney State, 12-28-1985
2. 48 at Connecticut, 11-13-1998
3. 45 at UNC Wilmington, 2-23-1985
4. 44 vs. Northwestern St., 12-20-2003
- 44 vs. Howard, 11-30-1987
6. 43 at Miami, 2-19-2006
- 43 vs. Clemson, 3-4-1983
8. 42 at Virginia, 2-22-1998
- 42 vs. Virginia, 1-16-1990
- 42 vs. North Carolina, 2-24-1978

Most Steals

1. 31 vs. N.C. Central, 12-28-2009
2. 20 vs. Longwood, 11-15-2016
- 28 vs. UNC Wilmington, 12-20-2011
- 28 vs. UNC Greensboro, 11-18-2007
5. 26 at Houston Baptist, 11-13-2009
6. 25 at Maine, 12-21-2009
- 25 vs. Quinnipiac, 12-28-2008
- 25 at Tulsa, 12-21-2002

- 25 vs. Charleston Southern, 2-16-2002
10. 25 vs. Guilford, 12-4-1978

Most Assists

1. 36 vs. UNC Wilmington, 12-20-2011
- 36 at San Diego, 12-30-2005
3. 35 vs. N.C. Central, 12-28-2009
- 35 vs. Howard, 12-6-2002
5. 33 vs. Ball State, 12-19-2005
- 33 vs. Elon, 11-21-2003
7. 32 vs. Stephen F. Austin, 11-29-2003
- 32 vs. Elon, 12-02-1999
- 32 at East Carolina, 1-5-1994
10. 31 vs. Fairfield, 11-22-2005

Most Blocks

1. 16 vs. Winthrop, 11-15-2016
- 16 at Wake Forest, 1-6-2012
- 16 at Ball State, 12-20-2004
4. 15 vs. Wake Forest, 1-4-2015
- 15 vs. Ball State, 12-19-2005
6. 14 vs. South Florida, 11-15-2007
- 14 vs. Wake Forest, 2-12-2004
8. 13 vs. Georgia Tech, 3-7-2014
- 13 vs. Virginia, 1-16-2014
- 13 vs. Georgia Tech, 1-17-2005
- 13 vs. North Carolina, 2-20-2003

Most Turnovers

1. 39 vs. Virginia, 1-23-1988
2. 37 at N.C. State, 1-19-1978
- 37 at Clemson, 1-11-1978
4. 36 vs. Colorado, 1-5-1980
- 36 at North Carolina, 2-20-1979
6. 35 at Maryland, 1-10-1981
- 35 vs. North Carolina, 2-24-1978
8. 34 vs. BYU, 1-10-1987
- 34 vs. North Carolina, 2-14-1980
10. 33 Three tied - most recent vs. Virginia, 1-5-1991

Fewest Turnovers

1. 4 vs. Appalachian State, 2-16-1979
2. 5 vs. Northwestern State, 3-21-1986
- 5 vs. Appalachian State, 12-6-1980
4. 6 vs. Georgia, 3-29-2003
- 6 vs. Clemson, 12-31-1984
6. 8 Seventeen tied - most recent vs. Florida State, 3-7-2019

Largest Margin of Victory

1. 89 vs. N.C. Central, 12-28-2009
2. 86 vs. Ball State, 12-19-2005
3. 83 vs. USC Upstate, 11-14-2013
4. 82 vs. Elon, 11-21-2003
5. 78 vs. Temple, 12-12-1998
6. 75 vs. Howard, 12-6-2002
7. 73 vs. Western Carolina, 2-9-1994
8. 71 vs. Winthrop, 12-10-2017
9. 70 vs. Wisconsin-Milwaukee, 12-3-1994
10. 69 vs. Iona, 11-18-2012
- 69 at Houston Baptist, 11-13-2009
- 69 at Southern, 3-19-2006

Largest Margin of Defeat

1. 82 at N.C. State, 1-19-1978
2. 64 vs. Maryland, 2-9-1978
3. 59 at Clemson, 1-11-1978
4. 55 N.C. State, 1-20-1979
- 55 at Clemson, 1-9-1980
6. 50 N.C. State, 2-2-1978
7. 48 UNC Asheville, 12-8-1979
8. 45 at Virginia, 2-15-1992
9. 40 vs. East Carolina, 3-2-1978

10. 39 at N.C. State, 3-4-1989

Largest Margin of Victory (ACC Games Only)

1. 67 vs. Georgia Tech, 1-7-1999
2. 62 vs. Florida State, 12-6-1995
3. 57 vs. Wake Forest, 3-5-2005
- 57 vs. Clemson, 2-27-2004
5. 55 vs. Clemson, 1-26-2011
6. 52 vs. Clemson, 2-5-2007
7. 50 vs. Virginia Tech, 2-20-2011
- 50 vs. Clemson, 1-28-2001
8. 49 vs. Maryland, 1-23-2003
10. 46 vs. Wake Forest, 1-2-2006

Largest Margin of Victory Under Coach P

1. 89 vs. N.C. Central, 12-28-2009
- 71 vs. Winthrop, 11-10-2018
3. 69 vs. Iona, 11-18-2012
- 69 at Houston Baptist, 11-13-2009
5. 67 vs. Maine, 11-16-2008
6. 66 vs. Gardner-Webb, 11-25-2011
7. 63 vs. Hampton, 3-18-17
8. 62 vs. UNC Wilmington, 12-20-2011
9. 60 vs. Liberty, 11-11-16
10. 57 vs. Longwood, 11-15-16

Largest Margin of Victory Under Coach P (ACC Games Only)

1. 55 vs. Clemson, 1-26-2011
2. 50 vs. Virginia Tech, 2-20-2011
3. 44 vs. Pittsburgh, 1-26-2014
- 44 at Virginia Tech, 2-14-2013
- 44 at Clemson, 1-27-2012
6. 43 vs. Wake Forest, 2-11-2011
7. 40 vs. North Carolina, 2-6-2012
8. 39 vs. Miami, 1-31-2013
9. 37 vs. Clemson, 1-20-2013
- 37 at Boston College, 1-6-2013
- 37 vs. Georgia Tech, 1-21-2011

Most Points

1. 3009 2005-06
2. 2922 2001-02
- 2922 2002-03
4. 2860 1998-99
5. 2800 2013-14
6. 2785 2003-04
7. 2737 2004-05
8. 2683 2012-13
9. 2568 2006-07
10. 2558 2000-01

Highest Scoring Average

1. 86.0 2005-06
2. 83.5 2001-02
3. 81.9 2003-04
4. 80.8 1985-86
5. 80.0 2013-14
6. 79.6 1994-95
7. 79.4 1998-99
8. 79.0 2002-03
9. 76.1 1993-94
10. 76.0 2004-05

Most Field Goals Made

1. 1125 2005-06
2. 1080 2001-02
3. 1076 2002-03
4. 1067 2013-14
5. 1041 1998-99
6. 1027 2003-04
7. 1013 2004-05
8. 1011 2012-13
9. 964 2011-12
10. 958 2007-08
- 958 2000-01

Most Field Goals Attempted

1. 2354 2002-03
2. 2273 2009-10
3. 2259 2005-06
4. 2255 2007-08
5. 2241 2010-11
6. 2228 2012-13
7. 2209 2004-05
8. 2203 2001-02
9. 2169 2003-04
10. 2160 2008-09

Highest Field Goal Percentage

1. .499 2013-14
2. .498 2005-06
3. .490 2001-02
4. .485 1995-96
5. .484 1998-99
6. .476 2011-12
7. .475 1986-87
8. .475 1985-86
9. .474 2016-17
10. .473 2003-04

Most 3-Point Field Goals Made

1. 213 1998-99
2. 212 2005-06
3. 209 2017-18
4. 199 2010-11
- 199 2001-02
6. 198 1999-00
7. 193 2012-13
8. 192 1995-96
9. 190 2002-03
10. 187 2013-14

Most Three-Point Field Goals Attempted

1. 581 2010-11
2. 574 2002-03
3. 553 1998-99
4. 546 2003-04
5. 543 2017-18
6. 542 2005-06
- 542 1999-00
8. 525 1995-96
9. 520 2001-02
10. 514 2004-05

Highest Three-Point Field Goal Percentage

1. .407 2013-14
2. .406 1988-89
3. .405 2012-13
4. .391 2005-06
5. .385 2017-18
- .385 1998-99
7. .383 2001-02
8. .382 2016-17
9. .374 1992-93
10. .372 1989-90

Most Free Throws Made

1. 580 2002-03
2. 576 1999-00
3. 565 1998-99
4. 563 2001-02
5. 557 1985-86
6. 549 2003-04
7. 547 2005-06
8. 528 2004-05
- 528 2006-07
10. 513 1997-98

Most Free Throws Attempted

1. 818 1985-86
2. 791 1998-99
3. 788 2002-03
4. 765 1999-00
5. 760 2003-04
6. 754 2004-05
7. 747 2005-06
8. 745 1997-98
9. 741 2001-02
10. 728 2013-14

Highest Free Throw Percentage

1. .760 2001-02
2. .753 1999-00
3. .750 2016-17
4. .741 2012-13
5. .738 2006-07
6. .736 2002-03
7. .732 2005-06
8. .722 2003-04
9. .717 1996-97
10. .715 1988-89

Most Rebounds

1. 1563 2004-05
2. 1555 2009-10
3. 1532 2014-15
- 1532 2005-06
5. 1516 2012-13
6. 1513 2010-11
7. 1494 2002-03
8. 1489 2013-14
9. 1482 2007-08
10. 1475 2008-09

Highest Rebounding Average

1. 45.2 1985-86
2. 45.1 2014-15
3. 44.7 2008-09
4. 43.8 2005-06
5. 43.7 1987-88
6. 43.4 2004-05
7. 43.2 2009-10
8. 43.2 1979-80
9. 42.5 2013-14
10. 42.4 2006-07

Most Defensive Rebounds

1. 1027 2004-05
2. 1015 2005-06
3. 1002 2014-15
4. 985 2013-14
5. 981 2001-02
6. 965 2012-13
7. 953 2006-07
8. 944 2002-03
9. 929 2016-17
10. 926 2009-10

Most Offensive Rebounds

1. 629 2009-10
2. 607 2010-11
3. 600 1987-88
- 600 1986-87
- 600 1985-86
6. 593 2007-08
7. 587 2008-09
8. 551 2012-13
9. 550 2002-03
10. 536 2004-05

Most Assists

1. 717 2005-06
2. 685 2003-04
3. 678 2001-02
4. 656 2004-05
5. 640 1998-99
6. 626 2002-03
7. 617 1995-96
8. 588 2013-14
9. 581 2006-07
10. 579 2000-01

Highest Assist Average

1. 20.5 2005-06
2. 20.1 2003-04
3. 19.4 2001-02
4. 18.7 1995-96
5. 18.2 2004-05
6. 17.8 1998-99
7. 17.1 2006-07
8. 17.0 2000-01
9. 16.9 2002-03
10. 16.8 2013-14

Most Blocked Shots

1. 267 2005-06
- 267 2004-05
3. 231 2003-04
4. 224 2006-07
5. 221 2014-15
6. 210 2013-14
- 210 2007-08
8. 191 2008-09
- 191 2011-12
10. 189 2016-17

Highest Blocked Shot Average

1. 7.6 2005-06
2. 7.4 2004-05
3. 6.8 2003-04
4. 6.6 2006-07
5. 6.5 2014-15
6. 6.0 2013-14
- 6.0 2007-08
8. 5.8 2008-09
- 5.8 2011-12
10. 5.6 2016-17

Most Steals

1. 480 2009-10
2. 462 2002-03
3. 447 2010-11
4. 442 2007-08
5. 438 2008-09
6. 414 2012-13
7. 412 2011-12
- 412 2000-01
9. 411 2005-06
10. 404 2001-02

Highest Steal Average

1. 13.3 2009-10
2. 13.3 2008-09
3. 12.6 2007-08
4. 12.5 2002-03
5. 12.5 2011-12
6. 12.4 2010-11
7. 12.1 2000-01
8. 11.7 2005-06
9. 11.7 2003-04
10. 11.5 2001-02
- 11.5 2012-13

Most Games Played

1. 37 2002-03
2. 36 2012-13
- 36 2010-11
- 36 2009-10
- 36 1998-99
- 36 2004-05
7. 35 2013-14
- 35 2005-06
- 35 2001-02
- 35 2007-08

Most Minutes Played

1. 7450 2002-03
2. 7202 2004-05
3. 7200 2012-13
- 7200 2009-10
- 7200 2010-11
- 7200 1998-99
7. 7100 2005-06
8. 7026 2001-02
9. 7025 2013-14
10. 7000 2007-08

Lowest Turnovers Average

1. 13.6 2002-03
2. 14.5 2003-04
3. 15.2 2017-18
4. 15.6 2016-17
- 15.6 2006-07
6. 16.6 2012-13
- 16.6 2010-11
- 16.6 2004-05
- 16.6 2001-02
10. 16.8 2011-12

Games with Fewer Than 10**Turnovers**

1. 9 2002-03
(3 in a row)
2. 4 2017-18
(2 in a row)
- 4 2003-04
4. 3 2012-13
3 1994-95
6. 2 2018-19
2 2015-16
2 2010-11
2 2008-09
2 2004-05
2 1999-00
(2 in a row)

ACC Record**Consecutive Games Holding****Opponents to Under 40 Points**

1. 4 North Carolina 2006-07
2. 3 Duke 2017-18
3 Virginia Tech 2015-16
3 Syracuse 2014-15
3 North Carolina 2011-12
3 Wake Forest 2008-09
3 Wake Forest 2007-08
3 Virginia 1979-80

Fewest Points in the Paint Per**Game Allowed (2012-present)**

1. 19.06 2014-15
2. 19.97 2017-18
3. 20.29 2016-17
4. 22.11 2012-13
5. 23.00 2015-16
6. 23.43 2013-14
7. 24.30 2011-12
8. 26.27 2018-19

Most Points in a Game

1. 125 at N.C. State, 1-19-1978
2. 121 at Alabama, 3-18-1995
3. 118 at Clemson, 1-11-1978
4. 117 vs. Maryland, 1-14-1978
5. 111 at Clemson, 1-9-1980
6. 107 vs. Clemson, 1-10-1992
7. 104 vs. Connecticut, 11-13-1998
8. 103 vs. N.C. State, 1-10-1990
- 103 vs. Maryland, 2-9-1978
10. 102 at N.C. State, 2-5-1986
- 102 vs. N.C. State, 2-22-1983

Fewest Points in a Game

1. 24 vs. Ball State, 12-18-2005
2. 25 vs. Davidson, 2-12-1979
3. 26 vs. Virginia Tech, 1-16-13
- 26 vs. Elon, 11-21-2003
5. 27 vs. Southern, 3-19-2006
- 27 vs. UNC Asheville, 12-19-1998
7. 28 vs. N.C. Central, 12-28-2009
8. 29 vs. N.C. Central, 1-3-2008
- 29 vs. Stephen F. Austin, 11-26-2004
10. 30 vs. Winthrop, 12-10-2017
- 30 vs. Pacific, 12-4-2004
- 30 vs. Florida State, 12-6-1995

Most First Half Points

1. 62 at Clemson, 1-11-1978
2. 58 at N.C. State, 1-19-1978
3. 53 vs. N.C. State, 1-20-1979
4. 52 at Notre Dame, 2-21-2019
- 52 vs. Virginia, 2-19-1997
- 52 vs. N.C. State, 1-10-1990
- 52 vs. Northwestern State, 3-21-1986
8. 51 vs. Connecticut, 11-13-1998
- 51 vs. Clemson, 1-10-1992
10. 50 at N.C. State, 2-21-1989
- 50 vs. East Carolina, 2-23-1980
- 50 at East Carolina, 3-2-1978

Fewest First Half Points

1. 3 vs. Monmouth, 12-30-2012
2. 7 at Ball State, 12-20-2004
3. 8 vs. Boston, 12-30-2006
4. 9 at Oklahoma State, 12-12-2010
- 9 vs. N.C. Central, 12-28-2009
- 9 vs. Ball State, 12-19-2005
7. 10 vs. Hampton, 3-18-2017
8. 11 vs. Texas State, 11-28-2015
- 11 vs. Old Dominion, 11-29-2006
- 11 vs. Maryland, 3-6-2005
- 11 at N.C. State, 1-29-2003
- 11 vs. Hampton, 12-8-1998
- 11 vs. UNC Asheville, 12-11-1991

Most Second Half Points

1. 67 at N.C. State, 1-19-1978
2. 63 at Clemson, 1-9-1980
3. 60 at N.C. State, 1-19-1988
4. 59 at N.C. State, 1-9-1991
5. 58 at Oklahoma, 12-8-2013
- 58 at North Carolina, 12-6-1979
7. 57 vs. North Carolina, 3-5-1995
- 57 at N.C. State, 2-5-1986
- 57 vs. N.C. State, 2-22-1983
- 57 vs. N.C. State, 12-4-1980

Fewest Second Half Points

1. 6 vs. Catawba, 1-10-1979
2. 8 vs. Davidson, 2-12-1979
3. 9 vs. Elon, 11-21-2003
4. 10 at Denver, 11-11-2007
5. 11 vs. Southern, 3-19-2006
- 11 at Eastern Kentucky, 12-3-1983
7. 12 vs. Manhattan, 12-21-1996

8. 13 vs. Iona, 11-18-2012
9. 14 8 tied - most recent
- at Liberty, 11-11-2016

Highest FG Percentage

1. 68.3 at Maryland, 2-4-1989
2. 65.5 vs. Virginia, 1-25-1994
3. 63.8 vs. N.C. State, 2-22-1983
4. 62.9 vs. Dayton, 1-3-1981
5. 62.5 vs. Clemson, 1-28-1994
6. 61.8 vs. Notre Dame, 2-2-2014
7. 61.2 at Clemson, 1-11-1978
8. 61.1 vs. N.C. State, 1-10-1990
9. 60.9 at North Carolina, 1-19-1982
10. 60.7 at Maryland, 12-10-1983

Lowest FG Percentage

1. 11.3 vs. Stephen F. Austin, 11-26-2004
2. 12.7 vs. Ball State, 12-19-2005
3. 14.0 vs. UNC Asheville, 12-19-1998
4. 17.2 vs. Iona, 11-18-2012
5. 18.2 vs. Hampton, 3-18-2017
- 18.3 vs. Southern, 3-19-2006
7. 18.6 vs. Davidson, 2-12-1979
8. 19.2 at Ball State, 12-20-2004
9. 20.0 vs. Maine, 12-19-2017
- 20.0 at Virginia, 2-24-2011
- 20.0 vs. Temple, 12-12-1998

Highest First Half FG Percentage

1. 81.3 at Georgia Tech, 2-6-1982
2. 78.2 vs. UNC Wilmington, 12-2-1980
3. 75.0 at Maryland, 2-4-1989
4. 71.4 at North Carolina, 1-19-1982
5. 68.0 at Georgia Tech, 3-2-1992
6. 66.7 vs. Virginia, 1-25-1994
- 66.7 at Richmond, 1-31-1989
- 66.7 vs. Maryland, 1-14-1989
- 66.7 at North Carolina, 2-12-1985
10. 65.2 vs. Seton Hall, 12-7-1991
- 65.2 at Maryland, 12-7-1985

Lowest First Half FG Percentage

1. 4.0 vs. Monmouth, 12-30-2012
2. 9.1 vs. Ball State, 12-19-2005
- 9.1 vs. Stephen F. Austin, 11-26-2004
4. 10.5 vs. Boston, 12-30-2006
5. 13.6 vs. Maryland, 3-6-2005
6. 13.8 vs. Hampton, 3-18-2017
- 13.8 at Virginia, 2-24-2011
- 13.8 vs. Temple, 12-12-1998
9. 14.3 at Oklahoma State, 12-12-2010
- 14.3 at Ball State, 12-20-2004

Highest Second Half FG Percentage

1. 78.6 vs. North Carolina, 2-23-1987
2. 72.0 vs. Connecticut, 3-29-2011
3. 70.8 at N.C. State, 1-19-1988
4. 70.0 at Maryland, 12-10-1983
5. 69.4 vs. N.C. State, 2-22-1983
6. 68.2 vs. Maryland, 2-18-1990
7. 68.0 at Clemson, 2-16-1997
8. 67.9 at Old Dominion, 12-7-1996
9. 66.7 Six tied - most recent
- at Texas A&M, 11-15-2009

Lowest Second Half FG Percentage

1. 11.5 vs. Davidson, 2-12-1979
2. 12.0 vs. UNC Asheville, 12-19-1998
3. 12.9 vs. Southern, 3-19-2006
4. 13.0 at Liberty, 11-11-2016
- 13.0 at Denver, 11-11-2007
6. 13.2 vs. Maine, 12-19-2017
7. 13.8 vs. Iona, 11-18-2012
- 13.8 vs. Stephen F. Austin, 11-26-2004

9. 14.3 at Eastern Kentucky, 12-3-1983
10. 15.8 vs. Ball State, 12-19-2005

Most Total Rebounds

1. 67 at Notre Dame, 11-21-1998
- 67 at Clemson, 1-9-1980
3. 64 at N.C. State, 1-19-1978
4. 63 vs. Maryland, 2-9-1978
5. 62 vs. Clemson, 3-3-1990
- 62 at UNC Charlotte, 2-4-1978
- 62 at East Carolina, 12-3-1977
8. 61 at East Carolina, 3-2-1978
9. 59 at Alabama, 3-18-1995
- 59 at North Carolina, 2-25-1995

Fewest Total Rebounds

1. 14 vs. Stephen F. Austin, 11-29-2003
2. 17 vs. Maine, 11-16-2008
3. 18 vs. Elon, 11-21-2003
- 18 vs. St. John's, 11-26-1989
- 18 vs. Holy Cross, 3-13-1999
6. 19 at Clemson, 2-6-2014
- 19 vs. Arkansas State, 11-25-2005
8. 20 vs. St. Joseph's, 12-8-2002
9. 21 vs. Boston College, 1-17-2016
- 21 vs. Florida State, 1-16-1994
- 21 vs. Presbyterian, 11-17-2012

Most Offensive Rebounds

1. 29 at Alabama, 3-18-1995
2. 28 vs. North Carolina, 3-3-2013
- 28 vs. Clemson, 3-3-1990
4. 27 at Tennessee, 1-22-2007
- 27 vs. Clemson, 2-26-1990
6. 26 vs. Kentucky, 12-21-2014
- 26 vs. Virginia Tech, 2-22-2006
- 26 vs. North Carolina, 1-25-1995
9. 25 at North Carolina, 2-25-2006
- 25 at California, 12-21-1993
- 25 vs. N.C. State, 2-6-1991
- 25 at Providence, 12-6-1987

Fewest Offensive Rebounds

1. 2 vs. Holy Cross, 3-13-1999
2. 3 vs. Boston College, 1-17-2016
- 3 vs. Wake Forest, 1-13-2000
- 3 vs. Clemson, 1-28-1994
5. 4 at Grand Canyon, 11-12-2018
- 4 vs. Iona, 11-18-2012
- 4 vs. Georgia Southern, 11-19-2009
- 4 vs. Stephen F. Austin, 11-29-2003
- 4 at Virginia Tech, 12-8-1999
- 4 vs. UNC Greensboro, 11-19-1997
- 4 vs. UNC Asheville, 11-23-1996
- 4 vs. Maryland, 2-18-1994

Most Field Goals Made

1. 52 at Clemson, 1-11-1978
2. 50 at Clemson, 1-9-1980
3. 48 at N.C. State, 1-19-1978
4. 45 vs. Clemson, 2-5-1979
- 45 vs. N.C. State, 1-20-1979
6. 44 vs. N.C. State, 1-10-1990
- 44 at Alabama, 3-18-1995
- 44 vs. N.C. State, 2-22-1983
- 44 vs. Maryland, 2-9-1978
10. 43 at Maryland, 2-4-1989

Fewest Field Goals Made

1. 7 vs. Stephen F. Austin, 11-26-2004
- 7 vs. UNC Asheville, 12-19-1998
3. 8 vs. Catawba, 1-10-1979
4. 9 vs. N.C. Central, 12-28-2009
- 9 vs. Ball State, 12-19-2005
6. 10 Six tied - most recent
- at Houston Baptist, 11-13-2009

Most Field Goals Attempted

1. 114 at Alabama, 3-18-1995
2. 95 at East Carolina, 12-3-1977
3. 92 at Clemson, 1-9-1980
4. 89 vs. Clemson, 2-5-1979
- 89 vs. NC State, 1-20-1979
6. 88 vs. Clemson, 2-8-1979
- 88 at North Carolina, 12-6-1979
- 88 at NC State, 1-19-1978
9. 87 at East Carolina, 2-22-1979
10. 86 at Florida State, 1-23-2014

Fewest Field Goals Attempted

1. 35 vs. Presbyterian, 11-17-2012
2. 37 vs. Catawba, 1-10-1979
3. 38 vs. Maine, 11-16-2008
- 38 vs. Detroit Mercy, 12-27-2002
5. 39 vs. Auburn, 11-27-2005
6. 40 vs. Clemson, 1-16-2000
- 40 at Eastern Kentucky, 12-3-1983
8. 41 vs. Purdue, 11-22-2007
- 41 vs. NC Central, 12-28-2009
- 41 vs. UNC Asheville, 11-23-1996

Most First Half Field Goals Made

1. 23 at Clemson, 1-9-1980
- 23 vs. Maryland, 2-9-1978
- 23 at NC State, 1-19-1978
4. 22 vs. NC State, 1-10-1990
- 22 at NC State, 2-21-1989
- 22 at East Carolina, 3-2-1978
7. 21 Five tied - most recent
- at Notre Dame, 2-22-19

Fewest First Half Field Goals Made

1. 1 vs. Monmouth, 12-30-2012
2. 3 at Oklahoma State, 12-12-2010
- 3 vs. NC Central, 12-28-2009
- 3 vs. UNC Greensboro, 11-18-2007
- 3 vs. Ball State, 12-19-2005
- 3 vs. Maryland, 3-6-2005
- 3 vs. Holy Cross, 1-4-2005
- 3 at Ball State, 12-20-2004
- 3 vs. Stephen F. Austin, 11-26-2004
10. 4 Eight tied - most recent
- at Virginia, 2-24-2011

Most First Half Field Goals Attempted

1. 48 at Providence, 12-6-1987
2. 47 vs. NC State, 2-6-1991
- 47 vs. VCU, 1-20-1978
4. 46 vs. Clemson, 2-8-1979
5. 45 vs. Maryland, 1-13-2007
- 45 at Virginia, 1-9-1993
7. 44 Five tied - most recent
- vs. North Carolina, 3-4-2002

Fewest First Half Field Goals Attempted

1. 15 vs. Monmouth, 12-30-2012
2. 16 vs. UNC Greensboro, 11-18-2007
- 16 vs. Florida State, 1-16-1994
- 16 at Georgia Tech, 2-6-1982
5. 18 at Virginia Tech, 2-14-2013
- 18 at Wisconsin, 12-2-2010
- 18 at Penn State, 11-18-2005
8. 19 at Temple, 12-31-2009
- 19 vs. Maryland, 3-8-2008
- 19 vs. UNC Greensboro, 11-24-1996

Most Second Half Field Goals Made

1. 27 at Clemson, 1-9-1980
- 27 at North Carolina, 12-6-1979
3. 25 vs. N.C. State, 2-22-1983
- 25 at N.C. State, 1-19-1978
5. 24 vs. Georgia Tech, 1-28-1989

6. 23 at North Carolina, 1-10-1989
7. 22 Ten tied - most recent
- vs. Virginia, 2-13-1993

Fewest Second Half Field Goals Made

1. 2 at Eastern Kentucky, 12-3-1983
2. 3 at Liberty, 11-11-2016
- 3 at Denver, 11-11-2007
- 3 vs. UNC Asheville, 12-19-1998
5. 4 vs. Iona, 11-18-2012
- 4 at Houston Baptist, 11-13-2009
- 4 vs. Southern, 3-19-2006
- 4 at Stephen F. Austin, 11-26-2004
- 4 vs. Elon, 11-21-2003
10. 5 Fourteen tied - most recent
- vs. Maine, 12-19-2017

Most Second Half Field Goals Attempted

1. 52 at East Carolina, 2-22-1979
2. 48 at Clemson, 1-9-1980
3. 47 vs. Charleston, 12-18-1990
- 47 at N.C. State, 1-19-1978
5. 46 at North Carolina, 2-24-2002
- 46 vs. Montana, 11-26-1994
- 46 at North Carolina, 1-10-1989
8. 45 Nine tied - most recent
- at North Carolina, 1-22-1999

Fewest Second Half Field Goals Attempted

1. 14 vs. Georgia Tech, 1-21-2011
- 14 at Maine, 12-21-2009
- 14 at Eastern Kentucky, 12-3-1983
4. 17 vs. Auburn, 11-27-2005
- 17 vs. Maryland, 2-3-2000
- 17 at Florida State, 1-21-1992
- 17 at Wake Forest, 2-16-1991
- 17 at North Carolina, 2-20-1988
- 17 vs. Notre Dame, 2-6-1988
10. 18 Six tied - most recent
- vs. Xavier, 12-21-2010

Most Three-Point Field Goals Made

1. 15 at Syracuse, 2-15-2018
- 15 at Villanova, 11-19-2017
3. 14 at Syracuse, 1-3-2016
- 14 vs. North Carolina, 3-1-2015
- 14 vs. DePaul, 3-24-2014
6. 13 at North Carolina, 1-21-2018
- 13 at Virginia Tech, 1-18-2018
- 13 at Boston College, 1-22-2015
- 13 vs. Syracuse, 1-8-2015
- 13 vs. Oklahoma, 12-17-2014
- 13 vs. Connecticut, 1-18-2010

Most Three-Point Field Goals Attempted

1. 52 at Alabama, 3-18-1995
2. 43 vs. Maine, 12-19-2017
3. 41 vs. Villanova, 12-21-2016
4. 40 at Villanova, 11-19-2017
- 39 vs. Marquette, 11-23-2014
6. 38 at Syracuse, 1-9-2014
- 38 vs. Syracuse, 1-8-2015
8. 37 vs. Syracuse, 2-10-2017
- 37 vs. Miami, 1-18-2015
10. 36 vs. Ohio State, 11-30-2017
- 36 at Syracuse, 1-3-2016
- 36 vs. Idaho, 11-26-2015
- 36 vs. Wake Forest, 3-5-2005

Most Free Throws Made

1. 35 at Clemson, 12-9-2000
- 35 at N.C. State, 1-19-1988
3. 34 vs. North Carolina, 3-9-2008
- 34 at DePaul, 11-29-1986
5. 33 at Maryland, 1-14-2008

- 33 at Illinois, 3-16-1997
- 33 vs. Clemson, 3-3-1990
8. 31 at Penn State, 11-18-2005
9. 30 at Penn State, 11-20-2000
- 30 at Maryland, 2-5-1993

Most Free Throws Attempted

1. 57 vs. Clemson, 3-3-1990
2. 48 at N.C. State, 1-19-1988
3. 44 vs. North Carolina, 3-8-2008
4. 42 at Maryland, 1-14-2008
- 42 at Penn State, 11-18-2005
- 42 at DePaul, 11-29-1986
- 42 at Maryland, 2-13-1983
8. 41 at Clemson, 12-9-2000
- 41 at N.C. State, 1-19-1978
10. 40 at Illinois, 3-16-1997
- 40 at Maryland, 2-5-1993

Most Assists

1. 36 at Maryland, 2-4-1989
2. 35 at N.C. State, 2-21-1989
3. 29 vs. N.C. State, 1-10-1990
- 29 at Clemson, 1-9-1980
5. 28 at N.C. State, 1-9-1991
- 28 vs. Virginia, 2-11-1989
- 28 vs. Stanford, 12-20-1988
- 28 vs. N.C. State, 1-20-1979
9. 27 Three tied - most recent
- at Texas A&M, 11-17-1995

Most Blocks

1. 11 at North Carolina, 2-28-2010
- 11 at Texas A&M, 11-15-2009
- 11 vs. Michigan State, 3-24-2009
- 11 at N.C. State, 1-19-2009
- 11 at Clemson, 1-29-1990
6. 10 vs. St. John's, 12-9-2012
- 10 at Auburn, 12-31-2004
8. 9 vs. Mississippi State, 3-22-2015
- 9 at Richmond, 12-8-1996
- 9 vs. Purdue, 12-2-1990
- 9 at Virginia, 11-25-1979

Most Turnovers

1. 53 at UNC Greensboro, 1-16-1979
2. 45 vs. N.C. Central, 12-28-2009
- 45 vs. Morgan State, 11-26-1993
4. 41 at East Carolina, 1-5-1994
- 41 at North Carolina, 2-20-1979
6. 40 vs. UNC Wilmington, 12-20-2011
- 40 vs. Stephen F. Austin, 11-29-2003
8. 39 vs. Utah Valley, 12-18-2007
- 39 vs. Manhattan, 12-21-1996
10. 38 vs. Maine, 11-16-2008
- 38 vs. UNC Greensboro, 11-18-2007

Fewest Turnovers

1. 5 vs. Notre Dame, 2-1-2016
2. 6 at Miami, 1-30-2014
- 6 vs. Clemson, 3-3-1996
- 6 at Virginia, 2-15-1992
- 6 at West Texas State, 3-20-1986
6. 7 at N.C. State, 2-22-2015
- 7 at St. Joseph's, 12-29-1994
- 7 at Georgia Tech, 3-25-1989
9. 8 at Villanova, 11-19-2017
- 8 vs. Purdue, 3-28-1999
- 8 vs. Virginia, 2-1-1992
- 8 vs. N.C. State, 2-6-1991

Points

Game 43, Monique Currie at Miami, 2-19-06 (2OT)
 Season 813, Alana Beard, 2002-03
 Career 2,687, Alana Beard, 2001-04

Field Goals Made

Game 16, Alana Beard vs. Virginia, 1-9-03
 16, Sue Harnett vs. VCU, 12-10-88
 Season 294, Alana Beard, 2002-03
 Career 1,005, Alana Beard, 2001-04

Field Goals Attempted

Game 30, Alana Beard vs. Virginia, 1-9-03
 Season 558, Alana Beard, 2002-03
 Career 1,906, Alana Beard, 2001-04

Field Goal Percentage

Game 1.000 (12-12), Sheana Mosch vs. Clemson, 1-28-01
 1.000 (10-10), Elizabeth Williams vs. USC-U, 12-11-11
 1.000 (9-9), Tyish Hall vs. Okla. St., 3-16-95
 1.000 (9-9), Kathy Friend vs. UNC, 2-24-78
 Season 65.5, Tyish Hall, 1995-96
 Career 63.0, Tyish Hall, 1994-97

Three-Pointers Made

Game 8, Miela Goodchild at Notre Dame, 2-21-19
 8, Rebecca Greenwell at Pepperdine, 11-27-16
 Season 87, Tricia Liston, 2013-14
 Career 301, Rebecca Greenwell, 2015-18

Three-Pointers Attempted

Game 16, Rebecca Greenwell at Pepperdine, 11-27-16
 Season 208, Rebecca Greenwell, 2016-17
 Career 755, Rebecca Greenwell, 2015-18

Three-Point Percentage

Game 1.000 (6-6), Nicole Erickson vs. ND, 11-22-97
 Season 53.9, Jenni Kraft, 1988-89
 Career 45.9, Tricia Liston, 2013-14

Free Throws Made

Game 15, Monique Currie at Miami, 2-19-06 (2OT)
 15, Nicole Johnson vs. WFU, 2-26-92
 Season 201, Alana Beard, 2002-03
 Career 582, Alana Beard, 2001-04*

Free Throws Attempted

Game 22, Tara McCarthy vs. UNC, 2-24-78
 Season 267, Chris Moreland, 1985-86
 Career 868, Chris Moreland, 1985-88

Free Throw Percentage

Game 1.000 (14-14), Monique Currie vs. UNC, 3-4-02
 Season 93.1, Tricia Liston, 2012-13
 Career 88.0, Nicole Erickson, 1998-99

Rebounds

Game 24, Barb Krause vs. Catawba, 1-10-79
 Season 354, Chris Moreland, 1985-86
 Career 1,229, Chris Moreland, 1985-88

Offensive Rebounds

Game 13, Carey Kauffman vs. UNCAshville, 11-30-94
 Season 154, Chris Moreland, 1985-86
 Career 535, Chris Moreland, 1985-88

Defensive Rebounds

Game 15, Haley Peters vs. USC Upstate, 11-14-13
 Season 213, Alison Bales, 2006-07
 Career 694, Chris Moreland, 1985-88

Assists

Game 15, Alexis Jones at Florida State, 1-23-14
 15, Chelsea Gray vs. Clemson, 1-10-13
 Season 201, Chelsea Gray, 2011-12
 Career 579, Lindsey Harding, 2003-07

Steals

Game 10, Alexis Jones vs. Notre Dame, 2-2-14
 10, Abby Waner vs. Utah Valley, 12-18-07
 Season 122, Lexie Brown, 2017-18
 Career 404, Alana Beard, 2001-04

Blocked Shots

Game 12, Elizabeth Williams at WFU, 1-6-12*
 Season 151, Alison Bales, 2006-07*
 Career 434, Alison Bales, 2004-07*

* Duke and ACC Records

Triple-Doubles

Haley Gorecki vs. Pittsburgh on 2-3-19
 16 points, 10 rebounds, 10 assists

Ka'lia Johnson at Old Dominion on 11-20-14
 18 points, 13 assists, 11 rebounds

Elizabeth Williams at WFU on 1-6-12
 18 points, 16 rebounds, 12 blocks

Chelsea Gray (2)
 vs. Pittsburgh on 12-4-11
 14 points, 11 rebounds, 13 assists
 at Boston College on 1-6-13
 18 points, 11 rebounds, 10 assists

Jasmine Thomas vs. Marquette on 11-27-09
 11 points, 11 rebounds, 12 assists

Monique Currie vs. Florida State on 1-5-06
 21 points, 12 rebounds, 11 assists

Katie Meier vs. Manhattan on 3-11-87
 16 points, 11 rebounds, 10 assists

* Duke became just the fourth school in NCAA history to have two different players notch triple-doubles in the same season -- Central Michigan (2010-11), Georgia State (2009-10), UAB (2001-02)

Other Records**Most Minutes Played**

Season 1,172, Jasmine Thomas, 2010-11
 Career 4,285, Alana Beard, 2001-04

Most Games Played

Season 37, seven tied in 2002-03
 Career 142, Mistie Williams, 2003-06

Most Games Started

Season 37, three tied in 2002-03
 Career 136, Alana Beard, 2001-04

Most Consecutive Free Throws Made

56, Lexie Brown, 2016-17

Most Consecutive Free Throws Made to Start Career

14, Sierra Calhoun, 2014-15

Most Points Scored In A Half (2nd)

29, Alana Beard at Maryland, 1-14-01

Most Points Scored In Overtime

15, Monique Currie at Miami, 2-19-06

Most Assists In A Half (1st)

11, Monique Currie vs. Ga. Tech, 2-7-04

Seeing Double**Double Figure Scoring Records**

Most in a Career
 127, Alana Beard, 2001-04

Most in a Season

36, Alana Beard, 2002-03

Most Consecutive

67, Chris Moreland, 12-19-85 through 1-19-88

Most Consecutive Games With 20 or More Points

11, Chris Moreland, 12-19-85 through 1-25-86

Double Figure Rebounding Records

Most in a Career
 74, Chris Moreland, 1985-88

Most in a Season

24, Chris Moreland, 1985-86 & 1987-88

Most Consecutive

15, Chris Moreland, 1/25/86-11/29/86

Points in a Game

- 43 Monique Currie at Miami, 2-19-06 (2OT)
- 41 Alana Beard at Virginia, 1-9-03
- 37 Ali Day vs. Alabama, 3-18-95
- 37 Sue Harnett at VCU, 12-10-88
- 36 Katie Meier at N.C. State, 2-3-87
- 35 Alana Beard vs. Maryland, 1-2-02
- 35 Michele Van Gorp at Clemson, 2-14-99
- 35 Carey Kauffman vs. UNCA, 11-30-94
- 34 Lexie Brown vs. NC State, 1-7-18
- 34 Chris Moreland vs. Radford, 1-4-86
- 34 Chris Moreland vs. NWS, 3-21-86
- 34 Chris Moreland vs. Indiana St., 12-30-85
- 33 Azurá Stevens at Clemson, 1-21-16
- 33 Elizabeth Williams at North Carolina, 1-25-15
- 33 Alana Beard at Maryland, 1-14-01
- 32 Lexie Brown vs. Old Dominion, 11-22-16
- 32 Azurá Stevens vs. Army, 11-22-15
- 32 Kira Orr vs. N.C. State, 2-12-97
- 31 Rebecca Greenwell vs. UNC, 2-25-18
- 31 Rebecca Greenwell at Pepperdine, 11-27-16
- 31 Monique Currie vs. Maryland, 2-13-06
- 31 Alana Beard at North Carolina, 2-14-04
- 31 Payton Black at Richmond 12-8-96
- 31 Ali Day vs. Florida State, 1-28-95
- 31 Chris Moreland vs. UNCW, 2-23-85
- 31 Stacy Hurd at Wake Forest, 12-8-80

Field Goals Made

- 16 Alana Beard vs. Virginia, 1-9-03
- 16 Sue Harnett vs. VCU, 12-10-88
- 15 Michele Van Gorp vs. Clemson, 2-14-99
- 15 Katie Meier vs. N.C. State, 2-3-87
- 15 Alana Beard vs. Maryland, 1-2-02
- 14 Ten tied - most recent
- Azurá Stevens vs. Army, 11-22-15

Field Goals Attempted

- 30 Alana Beard vs. Virginia, 1-9-03
- 26 Iciss Tillis vs. Florida State, 1-26-03
- 26 Iciss Tillis at North Carolina, 1-20-03
- 25 Elizabeth Williams at North Carolina, 1-25-15
- 25 Sue Harnett vs. VCU, 12-10-88
- 25 Stacy Hurd vs. Vanderbilt, 3-13-82
- 24 Jasmine Thomas vs. Kentucky, 1-4-11
- 24 Alana Beard at Connecticut, 1-3-04
- 24 Alana Beard vs. Tennessee, 4-6-03
- 24 Chris Moreland vs. DePaul, 11-29-86
- 24 Tara McCarthy at UNC-Greens., 1-16-79

Field Goal Percentage

- 1.000 (12-12) Sheana Mosch vs. Clem., 1-28-01
- 1.000 (10-10) Elizabeth Williams vs. USC, 12-11-11
- 1.000 (9-9) Tyish Hall vs. Okla. State, 3-16-95
- 1.000 (9-9) Kathy Friend vs. UNC, 2-24-78
- 1.000 (8-8) Payton Black vs. FSU, 12-6-95
- 1.000 (8-8) Tyish Hall vs. VCU, 11-15-95
- 1.000 (8-8) Alison Day vs. ECU, 1-5-94
- 1.000 (8-8) Stacy Hurd vs. Clemson, 1-29-83

Three-Point Field Goals Made

- 8 Miela Goodchild at Notre Dame, 2-21-19
- 8 Rebecca Greenwell at Pepperdine, 11-27-16
- 7 Rebecca Greenwell vs. UNC, 2-25-18
- 7 Haley Gorecki at UNC, 1-21-18
- 7 Haley Gorecki at Virginia Tech, 1-18-18
- 7 Lexie Brown vs. NC State, 1-7-18
- 7 Jessica Foley vs. Georgia Tech, 1-17-05
- 7 Nicole Erickson vs. Clemson, 1-14-99
- 6 Seventeen tied - most recent
- Miela Goodchild vs. Pittsburgh, 2-3-19

Three-Point Field Goals Attempted

- 16 Rebecca Greenwell at Pepperdine, 11-27-16
- 15 Rebecca Greenwell vs. UNC, 2-25-18
- 15 Haley Gorecki at Virginia Tech, 1-18-18
- 14 Miela Goodchild at Notre Dame, 2-21-19
- 14 Rebecca Greenwell vs. FSU, 2-19-18
- 13 Haley Gorecki at Georgia Tech, 1-10-19
- 13 Lexie Brown vs. NC State, 1-7-18
- 13 Kira Orr vs. Illinois, 3-16-97
- 9 Haley Gorecki vs. Missouri, 11-25-18
- 12 Rebecca Greenwell vs. Longwood, 11-15-16
- 12 Jessica Foley vs. Georgia Tech, 1-17-05
- 12 Nicole Erickson vs. Clemson, 1-14-99
- 12 Kira Orr vs. North Carolina, 1-18-97
- 12 Abby Waner vs. North Carolina, 2-9-09

Free Throws Made

- 15 Monique Currie at Miami, 2-19-06 (2OT)
- 15 Nicole Johnson vs. Wake Forest, 2-26-92
- 14 Georgia Schweitzer vs. WFU, 3-2-01
- 14 Tara McCarthy vs. North Carolina, 12-7-78
- 14 Monique Currie vs. UNC, 3-4-02
- 13 Seven tied - most recent
- Chelsea Gray, vs. Maryland, 2-11-13

Free Throws Attempted

- 22 Tara McCarthy vs. North Carolina, 2-24-78
- 20 Katie Meier vs. Virginia, 1-16-90
- 20 Tara McCarthy vs. North Carolina, 2-24-78
- 19 Chris Moreland vs. Howard, 11-30-87
- 19 Chris Moreland vs. Georgia Tech, 1-25-86
- 18 Nicole Johnson vs. Wake Forest, 2-26-92
- 18 Tara McCarthy vs. North Carolina, 12-7-78
- 17 Barb Krause vs. Colorado, 1-5-80
- 16 Haley Gorecki at Boston College, 1-31-19
- 16 Monique Currie at Miami, 2-19-06
- 16 Monique Currie vs. Kansas St., 11-27-04
- 16 Georgia Schweitzer vs. WFU, 3-2-01
- 16 Katie Meier at Wake Forest, 1-24-90
- 16 Jennifer Chestnut vs. Clemson, 3-4-83

Free Throw Percentage

(Minimum 10 attempts)

- 1.000 (14-14) Monique Currie vs. UNC, 3-4-02
- 1.000 (13-13) Alison Bales vs. Clemson, 2-25-07
- 1.000 (13-13) Robin Baker at Ga. Tech, 1-26-91
- 1.000 (12-12) Nicole Erickson vs. UNC, 2-12-98
- 1.000 (11-11) Lexie Brown vs. High Point, 11-16-17
- 1.000 (11-11) Nicole Erickson vs. ODU, 3-20-99
- 1.000 (11-11) Lauren Rice vs. UConn, 11-13-98
- 1.000 (11-11) Chris Moreland vs. WTS., 3-20-86
- 1.000 (10-10) Kira Orr vs. N.C. State, 2-12-97
- 1.000 (10-10) Kristina Meiman vs. UWM, 12-3-94
- 1.000 (10-10) Jenni Kraft at UConn, 12-9-88

Total Rebounds

- 24 Barb Krause vs. Catawba, 1-10-79
- 23 Barb Krause vs. Georgia Tech, 1-13-79
- 20 Elizabeth Williams vs. Oklahoma, 12-17-14
- 20 Haley Peters vs. USC Upstate, 11-14-13
- 20 Alana Beard vs. North Carolina, 3-10-03
- 20 Chris Moreland at UNC, 2-20-88
- 19 Carey Kauffman vs. UNCA, 11-30-94
- 19 Chris Moreland at George Mason, 11-30-85
- 19 Chris Moreland vs. Washington, 12-27-85
- 19 Chris Moreland vs. Ga. Tech, 1-15-88
- 19 Tracey Christopher at GT, 1-15-88

Offensive Rebounds

- 13 Carey Kauffman vs. UNC Asheville, 11-30-94
- 11 Bridgette Mitchell vs. Northeastern, 11-11-06
- 10 Alana Beard vs. North Carolina, 3-10-03
- 9 Azurá Stevens vs. Virginia, 3-3-16
- 9 Elizabeth Williams vs. Oklahoma, 12-17-14
- 9 Carrem Gay vs. North Carolina, 3-1-09
- 9 Carrem Gay vs. Southern Cal, 12-19-08
- 9 Peppi Browne vs. N.C. State, 1-20-99
- Ten tied - most recent
- 8 Azurá Stevens vs. Minnesota, 12-3-16

Defensive Rebounds

- 15 Haley Peters vs. USC Upstate, 11-14-13
- 13 Haley Gorecki at Boston College, 1-31-19
- 13 Rebecca Greenwell vs. UNC, 2-25-18
- 12 Azurá Stevens vs. Texas A&M, 11-18-15
- 12 Tricia Liston vs. Virginia, 1-16-14
- 12 Alison Bales vs. Maryland, 2-18-07
- 12 Alison Bales vs. North Carolina, 2-8-07
- 12 Chante Black vs. Clemson, 2-17-05
- 12 Monique Currie vs. North Carolina, 1-11-04
- 11 Nineteen tied - most recent
- Leaonna Odom vs. Ohio State, 11-30-17

Assists

- 15 Alexis Jones at Florida State, 1-23-14
- 15 Chelsea Gray vs. Clemson, 1-10-13
- 13 Kyra Lambert at UNC, 2-26-17
- 13 Ka'li'a Johnson at Old Dominion, 11-20-14
- 13 Chelsea Gray at Marquette, 11-24-13
- 13 Chelsea Gray vs. Pittsburgh, 12-4-11
- 12 Lexie Brown at Pepperdine, 11-26-16
- 12 Chelsea Gray at Vanderbilt, 3-20-12
- 12 Monique Currie vs. Ga. Tech, 2-7-04
- 12 Katie Meier vs. N.C. State, 1-10-90
- 12 Leigh Morgan at California, 12-27-87

Steals

- 10 Alexis Jones vs. Notre Dame, 2-2-14
- 10 Abby Waner vs. Utah Valley, 12-18-07
- 9 Chelsea Gray vs. Clemson, 1-24-13
- 9 Missy Anderson vs. Drake, 12-28-92
- 9 Kim Matthews vs. Davidson, 2-2-79
- 8 Lexie Brown at Miami, 12-31-17
- 8 Lexie Brown vs. UNC Greensboro, 12-7-17
- 8 Lexie Brown vs. Longwood, 11-15-16
- 8 Chelsea Gray vs. St. John's, 3-24-12
- 8 Lindsey Harding vs. Tennessee, 1-23-06
- 8 Peppi Browne vs. Georgia Tech, 1-4-98
- 8 Katie Meier vs. San Jose St., 12-29-87
- 8 Katie Meier vs. Howard, 11-30-87
- 8 Kim Matthews vs. Guilford, 12-4-78
- 8 Chante Black, vs. Quinnipiac, 12-28-08

Blocked Shots

- 12 Elizabeth Williams at Wake Forest, 1-6-12*
- 11 Sarah Sullivan vs. Richmond, 1-22-83
- 9 Elizabeth Williams vs. Albany, 3-20-15
- 9 Alison Bales vs. Penn State, 11-21-06
- 8 Azurá Stevens vs. Winthrop, 11-15-15
- 8 Elizabeth Williams at Boston College, 2-9-12
- 8 Krystal Thomas at Charlotte, 11-27-10
- 8 Alison Bales vs. Connecticut, 3-28-06
- 8 Alison Bales at UNC, 2-25-06
- 8 Alison Bales vs. UNC, 2-27-05
- 8 Alison Bales at Ball State, 12-20-04

Charges Taken

1. 4 Chelsea Gray vs. Alabama, 11-17-13
- 4 Rochelle Parent vs. Clemson, 12-9-00
3. 3 Chelsea Gray at Syracuse, 1-9-14
- 3 Chelsea Gray at Boston College, 1-6-13
- 3 Rochelle Parent, many times

Points off the Bench

1. 29 Tricia Liston vs. Wake Forest, 2-17-13
2. 28 Nicole Erickson vs. Clemson, 1-14-99
- 28 Jenni Kraft vs. Cleveland State, 12-2-88
4. 27 Tyish Hall at Clemson, 1-23-94
- 27 Nicole Johnson vs. Wake Forest, 2-26-92
6. 26 Zeki Blanding vs. UNC Asheville, 12-11-91
- 26 Chris Moreland at Hofstra, 12-27-86
8. 25 Karima Christmas vs. Maryland, 2-21-10
- 25 Jennifer Scanlon vs. FSU, 1-3-93
- 25 Dana McDonald at N.C. State, 1-9-91
- 25 Jenni Kraft at Wake Forest, 2-27-89
- 25 Sue Harnett at Georgia Tech, 2-7-87
- 25 Stacy Hurd vs. Clemson, 3-4-83

Points vs. a Top 25 Team

1. 37 Ali Day vs. #13/15 Alabama, 3-18-95
2. 36 Katie Meier vs. #13/15 N.C. State, 2-3-87
3. 35 Michele Van Gorp vs. #19/19 Clemson, 2-14-99
4. 33 Elizabeth Williams vs. #12/11 North Carolina, 1-25-15
5. 31 Monique Currie vs. #4/6 Maryland, 2-13-06
- 31 Alana Beard vs. #15/14 North Carolina, 2-14-04
7. 30 Lexie Brown vs. #9/12 FSU, 2-19-18
- 30 Sheana Mosch vs. #15/16 Clemson, 1-28-01
- 30 Kira Orr vs. #13/15 Alabama, 3-18-95
10. 29 Lexie Brown vs. #17/16 Va. Tech, 1-19-17
- 29 Rebecca Greenwell vs. #3/3 South Carolina, 12-4-16
- 29 Jasmine Thomas vs. #3/3 Ohio State, 12-3-09
- 29 Lindsey Harding vs. #6/6 Maryland, 2-18-07
- 29 Alana Beard vs. #4/4 Tennessee, 4-6-03

Points vs. a Top 10 Team

1. 31 Monique Currie vs. #4/6 Maryland, 2/13/06
2. 30 Lexie Brown vs. #9/12 FSU, 2-19-18
3. 29 Rebecca Greenwell vs. #3/3 South Carolina, 12-4-16
- 29 Jasmine Thomas vs. #3/3 Ohio State, 12-3-09
- 29 Lindsey Harding vs. #6/6 Maryland, 2-18-07
- 29 Alana Beard vs. #4/4 Tennessee, 4-6-03
7. 28 Tricia Liston vs. #5/6 Kentucky, 12-22-13
- 28 Chelsea Gray vs. #7/7 Maryland, 2-11-13
- 28 Lindsey Harding vs. #1/1 Maryland, 1-13-07
- 28 Alana Beard vs. #7/8 Texas Tech, 3-31-03
- 28 Michele Van Gorp vs. #7/6 North Carolina, 1-22-99
- 28 Sue Harnett vs. #8/8 Maryland, 1-14-89

Points vs. a Top 5 Team

1. 31 Monique Currie vs. #4/6 Maryland, 2/13/06
2. 29 Rebecca Greenwell vs. #3/3 South Carolina, 12-4-16
- 29 Jasmine Thomas vs. #3/3 Ohio State, 12-3-09
- 29 Alana Beard vs. #4/4 Tennessee, 4-6-03
5. 28 Tricia Liston vs. #5/6 Kentucky, 12-22-13
- 28 Lindsey Harding vs. #1/1 Maryland, 1-13-07
7. 27 Nicole Erickson vs. #5/5 North Carolina, 2-12-97
8. 26 Miela Goodchild at #5/5 Notre Dame, 2-21-19
- 26 Monique Currie vs. #4/3 North Carolina, 3-7-05
- 26 Alana Beard vs. #2/2 Connecticut, 2-1-03
11. 25 Haley Gorecki at #3/4 Louisville, 1-4-18
- 25 Dana McDonald vs. #3/4 N.C. State, 1-9-91

Points vs. a Top 3 Team

1. 29 Rebecca Greenwell vs. #3/3 South Carolina, 12-4-16
- 29 Jasmine Thomas vs. #3/3 Ohio State, 12-3-09
3. 28 Lindsey Harding vs. #1/1 Maryland, 1-13-07
4. 26 Monique Currie vs. #4/3 North Carolina, 3-7-05
- 26 Alana Beard vs. #2/2 Connecticut, 2-1-03
6. 25 Haley Gorecki at #3/4 Louisville, 1-4-18
- 25 Dana McDonald vs. #3/4 N.C. State, 1-9-91
8. 23 Chelsea Gray vs. #2/2 Stanford, 3-26-12
- 23 Traci Williams vs. #3/4 N.C. State, 1-9-91
10. 22 Monique Currie vs. #3/3 Maryland, 4-4-06
- 22 Georgia Schweitzer vs. #2/2 Tennessee, 3-22-99
- 22 Michele Van Gorp vs. #3/3 Tennessee, 12-6-98
- 22 Chris Moreland vs. #3/3 Virginia, 2-1-86

Highest Scoring Duos

1. 67 Ali Day (37) & Kira Orr (30) vs. Alabama, 3-18-95
2. 58 Chris Moreland (31) & Candy Mikels (27) vs. UNCW, 2-23-85
3. 57 Rebecca Greenwell (30) & Lexie Brown (27) vs. Longwood, 11-15-16
4. 56 Lexie Brown (32) & Rebecca Greenwell (24) vs. Old Dominion 11-22-16
- 56 Katie Meier (30) & Chris Moreland (26) vs. N.C. State, 2-3-87
6. 55 Monique Currie (43) & Mistie Williams (12) vs. Miami, 2-19-06
- 55 Monique Currie (30) & Alana Beard (25) vs. North Carolina, 2-4-02
- 55 Alana Beard (35) & Iciss Tillis (20) vs. Maryland, 1-2-02
- 55 Carey Kauffman (35) & Alison Day (20) vs. UNC Asheville, 11-30-94
10. 54 Alana Beard (31) & Monique Currie (23) vs. North Carolina, 1-24-02
- 54 Kira Orr (32) & Hilary Howard (22) vs. N.C. State, 2-12-97

Most Three-Pointers Made in Starting Debut

1. 4 Windsor Coggeshall at UNCG, 11-24-95
- 4 Nicole Erickson vs. UNCG, 11-19-97
- 4 Jayda Adams vs. Wake Forest, 1-24-19
- 4 Tricia Liston at Virginia, 2-24-11

* Duke and ACC Records

Points

1.	813	Alana Beard, 2002-03
2.	694	Alana Beard, 2001-02
3.	691	Chris Moreland, 1985-86
4.	671	Alana Beard, 2003-04
5.	641	Lexie Brown, 2017-18
6.	630	Monique Currie, 2004-05
7.	622	Lexie Brown, 2016-17
8.	610	Michele Van Gorp, 1998-99
9.	603	Tricia Liston, 2013-14
10.	586	Chris Moreland, 1986-87

Scoring Average

1.	23.0	Chris Moreland, 1985-86
2.	22.0	Alana Beard, 2002-03
3.	20.9	Chris Moreland, 1986-87
4.	19.8	Alana Beard, 2001-02
5.	19.7	Alana Beard, 2003-04
6.	19.5	Sue Harnett, 1988-89
7.	19.4	Lexie Brown, 2017-18
8.	18.9	Azurá Stevens, 2015-16
	18.9	Katie Meier, 1989-90
10.	18.4	Chris Moreland, 1987-88

Field Goals Made

1.	294	Alana Beard, 2002-03
2.	275	Alana Beard, 2001-02
3.	258	Michele Van Gorp, 1998-99
4.	254	Chris Moreland, 1985-86
5.	242	Alana Beard, 2003-04
6.	221	Lexie Brown, 2017-18
7.	219	Chris Moreland, 1986-87
8.	218	Monique Currie, 2004-05
9.	216	Tyish Hall, 1995-96
10.	215	Elizabeth Williams, 2012-13

Field Goals Attempted

1.	558	Alana Beard, 2002-03
2.	513	Jasmine Thomas, 2010-11
3.	489	Monique Currie, 2004-05
4.	488	Alana Beard, 2003-04
5.	481	Alana Beard, 2001-02
6.	477	Lexie Brown, 2017-18
7.	476	iciss Tillis, 2002-03
8.	469	Haley Gorecki, 2018-19
9.	438	Chris Moreland, 1985-86
10.	436	iciss Tillis, 2001-02

Field Goal Percentage

1.	.655	Tyish Hall, 1995-96
2.	.650	Rochelle Parent, 1998-99
3.	.620	Michele Van Gorp, 1998-99
4.	.618	Mistie Bass, 2005-06
5.	.617	Tyish Hall, 1996-97
6.	.611	Mistie Bass, 2003-04
7.	.609	Ali Day, 1993-94
8.	.603	Oderah Chidom, 2013-14
9.	.600	Rochelle Parent, 1997-98
10.	.589	Chris Moreland, 1987-88

Three-Point Field Goals Made

1.	87	Tricia Liston, 2013-14
2.	83	Rebecca Greenwell, 2016-17
3.	80	Tricia Liston, 2012-13
4.	73	Miela Goodchild, 2018-19
	73	Rebecca Greenwell, 2017-18
	73	Lexie Brown, 2016-17
	73	Rebecca Greenwell, 2015-16
8.	72	Rebecca Greenwell, 2014-15
9.	69	Lexie Brown, 2017-18
10.	68	Abby Waner, 2006-07
	68	Jessica Foley, 2004-05

Three-Point Field Goal Attempted

1.	208	Haley Gorecki, 2018-19
	208	Rebecca Greenwell, 2016-17
3.	202	Rebecca Greenwell, 2014-15
4.	191	Jessica Foley, 2004-05
5.	188	Abby Waner, 2007-08
	188	Abby Waner, 2006-07
7.	186	Lexie Brown, 2017-18
8.	184	Abby Waner, 2008-09
9.	183	Lexie Brown, 2016-17
10.	181	Tricia Liston, 2013-14

Three-Point Field Goal Percentage

1.	.539	Jenni Kraft, 1988-89
2.	.481	Tricia Liston, 2013-14
3.	.474	Vicki Krapohl, 2001-02
4.	.474	Haley Peters, 2012-13
5.	.473	Naz Medhanie, 1996-97
6.	.465	Tricia Liston, 2012-13
	.465	Krista Gingrich, 2001-02
8.	.460	Tricia Liston, 2011-12
9.	.459	Karima Christmas, 2008-09
10.	.452	Laura Kurz, 2004-05

Free Throws Made

1.	201	Alana Beard, 2002-03
2.	183	Chris Moreland, 1985-86
3.	168	Monique Currie, 2004-05
4.	167	Katie Meier, 1989-90
5.	151	Alana Beard, 2003-04
6.	148	Chris Moreland, 1986-87
7.	138	Monique Currie, 2001-02
8.	132	Chris Moreland, 1987-88
9.	130	Lexie Brown, 2017-18
10.	129	Lexie Brown, 2016-17

Free Throws Attempted

1.	267	Chris Moreland, 1985-86
2.	259	Alana Beard, 2002-03
3.	229	Katie Meier, 1989-90
4.	222	Chris Moreland, 1986-87
5.	219	Chris Moreland, 1987-88
6.	215	Monique Currie, 2004-05
7.	194	Alana Beard, 2003-04
8.	179	Monique Currie, 2001-02
9.	167	Elizabeth Williams, 2012-13
10.	163	Sue Harnett, 1990-91
	163	Karima Christmas, 2010-11

Free Throw Percentage

1.	.931	Tricia Liston, 2012-13
2.	.928	Lexie Brown, 2016-17
3.	.900	Jenni Kraft, 1988-89
4.	.885	Nicole Erickson, 1998-99
5.	.877	Rebecca Greenwell, 2016-17
6.	.876	Nicole Erickson, 1997-98
7.	.871	Miela Goodchild, 2018-19
	.871	Jo Harlow, 1982-83
9.	.867	Tricia Liston, 2011-12
10.	.865	iciss Tillis, 2003-04

Rebounds

1.	354	Chris Moreland, 1985-86
2.	343	Chris Moreland, 1987-88
3.	300	Krystal Thomas, 2010-11
4.	294	Chris Moreland, 1986-87
5.	288	Elizabeth Williams, 2014-15
6.	278	Chante Black, 2008-09
7.	273	Haley Peters, 2012-13
	273	iciss Tillis, 2002-03
9.	271	iciss Tillis, 2001-02
	271	Azurá Stevens, 2014-15

Rebounding Average

1.	12.3	Chris Moreland, 1987-88
2.	11.8	Chris Moreland, 1985-86
3.	10.7	Barb Krause, 1978-79
4.	10.5	Chris Moreland, 1986-87
5.	9.7	Barb Krause, 1980-81
6.	9.6	Azurá Stevens, 2015-16
	9.6	Tracey Christopher, 1988-89
8.	9.5	Chris Moreland, 1984-85
9.	9.3	Barb Krause, 1979-80
10.	9.0	Elizabeth Williams, 2014-15

Offensive Rebounds

1.	154	Chris Moreland, 1985-86
2.	143	Chris Moreland, 1987-88
3.	138	Chris Moreland, 1984-85
4.	130	Elizabeth Williams, 2012-13
5.	125	Elizabeth Williams, 2014-15
6.	122	Barb Krause, 1980-81
7.	121	Elizabeth Williams, 2013-14
8.	120	Azurá Stevens, 2014-15
	120	Krystal Thomas, 2010-11
	120	Jennifer Chesnut, 1981-82

Defensive Rebounds

1.	213	Alison Bales, 2006-07
2.	205	iciss Tillis, 2001-02
3.	200	Barb Krause, 1979-80
	200	Barb Krause, 1978-79
	200	Chris Moreland, 1987-88
	200	Jennifer Chesnut, 1983-84
	200	Chris Moreland, 1985-86
8.	194	Chris Moreland, 1986-87
9.	190	Haley Gorecki, 2018-19
10.	185	iciss Tillis, 2002-03

Assists

1.	201	Chelsea Gray, 2011-12
2.	170	Kira Orr, 1995-96
3.	168	Lindsey Harding, 2003-04
4.	156	Lindsey Harding, 2005-06
5.	154	Alana Beard, 2001-02
	154	Wanisha Smith, 2004-05
7.	153	Hilary Howard, 1998-99
8.	149	Hilary Howard, 1996-97
9.	148	Alexis Jones, 2013-14
10.	146	Lexie Brown, 2017-18
	146	Jasmine Thomas, 2009-10

Steals

1.	122	Lexie Brown, 2017-18
2.	114	Alana Beard, 2001-02
3.	106	Alana Beard, 2000-01
4.	104	Alana Beard, 2002-03
5.	100	Jasmine Thomas, 2009-10
6.	96	Lexie Brown, 2016-17
7.	93	Chelsea Gray, 2011-12
8.	89	Chelsea Gray, 2012-13
9.	85	Jasmine Thomas, 2010-11
	85	Abby Waner, 2006-07

Blocked Shots

1.	151	Alison Bales, 2006-07*
2.	134	Alison Bales, 2004-05
3.	120	Alison Bales, 2005-06
4.	116	Elizabeth Williams, 2011-12
5.	108	Elizabeth Williams, 2013-14
6.	107	Elizabeth Williams, 2012-13
7.	95	Elizabeth Williams, 2014-15

Double Doubles

- 24 Chris Moreland, 1985-86
- 23 Chris Moreland, 1987-88
- 16 Chris Moreland, 1986-87
- 14 Azurá Stevens, 2015-16
- 13 Barb Krause, 1979-80
- 12 Katie Meier, 1989-90
- 11 Iciss Tillis, 2002-03
- 11 Sue Harnett, 1990-91
- 10 Elizabeth Williams, 2014-15
- 10 Azurá Stevens, 2014-15
- 10 Haley Peters, 2012-13
- 10 Chante Black, 2008-09
- 10 Carey Kauffman, 1994-95
- 10 Tracey Christopher, 1988-89

Games with 20 or More Points

- 23 Alana Beard, 2002-03
- 23 Chris Moreland, 1985-86
- 19 Alana Beard, 2003-04
- 19 Chris Moreland, 1986-87
- 18 Alana Beard, 2001-02
- 16 Lexie Brown, 2017-18
- 16 Lexie Brown, 2016-17
- 16 Tricia Liston, 2013-14
- 14 Katie Meier, 1989-90
- 14 Sue Harnett, 1988-89

Double-Figure Assists

- 4 Chelsea Gray, 2011-12
- 3 Chelsea Gray, 2012-13
- 2 Haley Gorecki, 2018-19
- 2 Chelsea Gray, 2013-14
- 2 Alexis Jones, 2013-14
- 2 Hilary Howard, 1998-99
- 2 Hilary Howard, 1996-97
- 2 Leigh Morgan, 1988-89
- 2 Katie Meier, 1986-87
- 2 Patti Thomasson, 1979-80

Double-Figure Rebound Games

- 23 Chris Moreland, 1987-88
- 22 Chris Moreland, 1985-86
- 16 Chris Moreland, 1986-87
- 14 Azurá Stevens, 2015-16
- 14 Traci Christopher, 1988-89
- 13 Haley Peters, 2012-13
- 13 Barb Krause, 1979-80
- 12 Elizabeth Williams, 2014-15
- 12 Azurá Stevens, 2014-15
- 11 Iciss Tillis, 2002-03
- 11 Chante Black, 2004-05
- 11 Krystal Thomas, 2010-11

Assist/Turnover Ratio

- 2.67 (A-80/T-30) Vicki Krapohl (2003-04)
- 2.22 (122/55) Chelsea Gray (2013-14)
- 2.21 (168/76) Lindsey Harding (2003-04)
- 2.18 (140/64) Hilary Howard (1997-98)
- 2.14 (94/44) Vicki Krapohl (2001-02)
- 2.12 (91/43) Hilary Howard (1995-96)
- 2.10 (124/59) Lindsey Harding (2002-03)
- 2.06 (136/66) Chelsea Gray (2012-13)
- 2.00 (116/58) Kyra Lambert (2016-17)
- 1.94 (122/73) Jessica Foley (2004-05)

Minutes

- 1172 Jasmine Thomas, 2010-11
- 1171 Rebecca Greenwell, 2014-15
- 1168 Jasmine Thomas, 2009-10
- 1165 Lexie Brown, 2017-18
- 1164 Alana Beard, 2001-02
- 1163 Wanisha Smith, 2004-05
- 1161 Alana Beard, 2002-03
- 1153 Lexie Brown, 2016-17
- 1151 Kira Orr, 1995-96
- 1143 Rebecca Greenwell, 2016-17

Minutes Per Game

- 36.0 Haley Gorecki, 2018-19
- 36.0 Katie Meier, 1989-90
- 35.5 Leigh Morgan, 1989-90
- 35.3 Lexie Brown, 2017-18
- 34.9 Kira Orr, 1995-96
- 34.6 Jo Harlow, 1983-84
- 34.4 Rebecca Greenwell, 2014-15
- 34.3 Hilary Howard, 1996-97
- 33.9 Lexie Brown, 2016-17
- 33.9 Kira Orr, 1996-97

Charges Taken

- 51 Rochelle Parent, 2000-01
- 20 Rochelle Parent, 1999-00
- 19 Alana Beard, 2003-04
- 18 Chelsea Gray, 2013-14
- 18 Chelsea Gray, 2012-13
- 18 Alana Beard, 2002-03
- 16 Mistie Bass, 2002-03
- 13 Faith Suggs, 2018-19

Consecutive Games with 20+ Points

- 8 Alana Beard, 2002-03
- 8 Alana Beard, 2001-02
- 6 Tricia Liston, 2013-14
- 6 Alana Beard, 2003-04
- 5 Lexie Brown, 2017-18
- 5 Alana Beard, 2002-03
- 4 Lexie Brown, 2016-17
- 4 Sheana Mosch, 2000-01
- 4 Payton Black, 1996-97

Games with 30+ Points

- 3 Lexie Brown, 2017-18
- 3 Chris Moreland, 1985-86
- 2 Rebecca Greenwell, 2016-17
- 2 Azurá Stevens, 2015-16
- 2 Monique Currie, 2004-05
- 2 Alana Beard, 2001-02, 2003-04
- 2 Tyish Hall, 1995-96
- 2 Alison Day, 1994-95
- 2 Kira Orr, 1994-95
- 2 Sue Harnett, 1988-89
- 2 Chris Moreland, 1984-85

Games Started

- 37 Alana Beard, 2002-03
- 37 Vicki Krapohl, 2002-03
- 37 Iciss Tillis, 2002-03
- 37 Lindsey Harding, 2002-03
- 37 Sheana Mosch, 2002-03
- 37 Wynter Whitley, 2002-03
- 36 Mistie Bass, 2004-05
- 36 Joy Cheek, 2009-10
- 36 Monique Currie, 2004-05
- 36 Hilary Howard, 1998-99

Games Played

- 37 Alana Beard, 2002-03
- 37 Vicki Krapohl, 2002-03
- 37 Iciss Tillis, 2002-03
- 36 Mistie Bass, 2004-05
- 36 Joy Cheek, 2009-10
- 36 Monique Currie, 2004-05
- 36 Hilary Howard, 1998-99
- 36 Alexis Jones, 2012-13
- 36 Michele Matyasovsky, 2002-03
- 36 Haley Peters, 2012-13

**Fastest Players to 1,000 Points
(Number of games played)**

- 50 Chris Moreland
- 53 Lexie Brown
- 56 Alana Beard
- 62 Katie Meier
- 67 Rebecca Greenwell
- 69 Elizabeth Williams
- 73 Sue Harnett
- 74 Monique Currie
- 76 Stacy Hurd
- 84 Iciss Tillis
- 86 Jenn Scanlon
- 89 Abby Waner
- 92 Connie Goins
- 92 Jasmine Thomas

Points

1. 2687 Alana Beard, 2001-04
2. 2232 Chris Moreland, 1985-88
3. 2122 Monique Currie, 2002-06
4. 1955 Elizabeth Williams, 2012-15
5. 1874 Rebecca Greenwell, 2015-18
6. 1785 Sue Harnett, 1987-91
7. 1761 Katie Meier, 1986-90
8. 1712 Iciss Tillis, 2001-04
9. 1704 Jasmine Thomas, 2008-11
10. 1664 Tricia Liston, 2011-14
11. 1620 Georgia Schweitzer, 1998-01
12. 1438 Chante Black, 2005-09
13. 1409 Mistie Bass, 2003-06
14. 1408 Abby Waner, 2006-09
15. 1388 Kira Orr, 1994-97
16. 1377 Jennifer Scanlon, 1993-96
17. 1367 Haley Peters, 2011-14
18. 1312 Payton Black, 1996-99
19. 1298 Lindsey Harding, 2003-07
20. 1286 Tyish Hall, 1994-97
21. 1283 Sheana Mosch, 2000-03
22. 1263 Lexie Brown, 2018-19
23. 1256 Wanisha Smith, 2005-08
24. 1241 Stacy Hurd, 1981-84
25. 1235 Ali Day, 1993-96
26. 1228 Carey Kauffman, 1992-95
27. 1210 Chelsea Gray, 2011-14
28. 1148 Joy Cheek, 2006-09
29. 1140 Connie Goins, 1983-86
30. 1132 Peppi Browne, 1997-00
31. 1075 Alison Bales, 2004-07
32. 1052 Karima Christmas, 2007-11
33. 1023 Jennifer Chestnut, 1981-84

Scoring Average (2-year minimum)

1. 20.1 Chris Moreland, 1985-88
2. 19.8 Alana Beard, 2001-04
3. 18.9 Lexie Brown, 2018-19
4. 16.2 Azurá Stevens, 2015-16
- 16.2 Katie Meier, 1986-90
6. 15.3 Sue Harnett, 1987-91
7. 15.2 Monique Currie, 2002-06
8. 14.9 Rebecca Greenwell, 2015-18
9. 14.4 Elizabeth Williams, 2012-15
10. 13.9 Michele Van Gorp, 1998-99

Field Goals Made

1. 1005 Alana Beard, 2001-04
2. 828 Chris Moreland, 1985-88
3. 791 Elizabeth Williams, 2012-15
4. 749 Monique Currie, 2002-06
5. 727 Sue Harnett, 1987-91
6. 673 Iciss Tillis, 2001-04
7. 653 Katie Meier, 1986-90
8. 639 Rebecca Greenwell, 2015-18
9. 629 Jasmine Thomas, 2008-11
10. 579 Georgia Schweitzer, 1998-01

Field Goals Attempted

1. 1906 Alana Beard, 2001-04
2. 1674 Jasmine Thomas, 2008-11
3. 1592 Monique Currie, 2002-06
4. 1575 Elizabeth Williams, 2012-15
5. 1537 Iciss Tillis, 2001-04
6. 1482 Rebecca Greenwell, 2015-18
7. 1448 Chris Moreland, 1985-88
8. 1385 Sue Harnett, 1987-91
9. 1374 Katie Meier, 1986-90
10. 1283 Abby Waner, 2006-09

Field Goal Percentage**(2-year minimum)**

1. .630 Tyish Hall, 1994-97
2. .599 Michele Van Gorp, 1998-99
3. .580 Rochelle Parent, 1997-01
4. .572 Chris Moreland, 1985-88
5. .567 Mistie Bass, 2003-06
6. .554 Oderah Chidom, 2014-17
7. .545 Payton Black, 1996-99
8. .543 Carrem Gay, 2006-09
9. .537 Ali Day, 1993-96
- .537 Barb Krause, 1979-81

Three-Point Field Goals Made

1. 301 Rebecca Greenwell, 2015-18
2. 252 Tricia Liston, 2011-14
3. 222 Abby Waner, 2006-09
4. 202 Georgia Schweitzer, 1998-01
5. 180 Jasmine Thomas, 2008-11
6. 175 Jessica Foley, 2003-06
7. 171 Vicki Krapohl, 2001-04
8. 159 Jennifer Scanlon, 1993-96
9. 142 Lexie Brown, 2017-18
10. 133 Kira Orr, 1994-97

Three-Point Field Goals Attempted

1. 755 Rebecca Greenwell, 2015-18
2. 691 Abby Waner, 2006-09
3. 549 Tricia Liston, 2011-14
4. 538 Jasmine Thomas, 2008-11
5. 504 Georgia Schweitzer, 1998-01
6. 490 Jessica Foley, 2003-06
7. 420 Jennifer Scanlon, 1993-96
8. 416 Kira Orr, 1994-97
9. 403 Vicki Krapohl, 2001-04
10. 369 Lexie Brown, 2017-18

Three-Point Field Goal Percentage**(2-year minimum/100 attempts)**

1. .459 Tricia Liston, 2011-14
2. .448 Laura Kurz, 2005-06
3. .429 Ali Day, 1993-96
4. .424 Vicki Krapohl, 2001-04
5. .401 Georgia Schweitzer, 1998-01
6. .399 Rebecca Greenwell, 2015-18
7. .395 Kristina Meiman, 1991-94
- .395 Nicole Erickson, 1998-99
9. .394 Haley Peters, 2011-14
10. .393 Leigh Morgan, 1987-90

Free Throws Made

1. 582 Alana Beard, 2001-04*
2. 576 Chris Moreland, 1985-88
3. 538 Monique Currie, 2002-06
4. 447 Katie Meier, 1986-90
5. 372 Elizabeth Williams, 2012-15
6. 346 Sheana Mosch, 2000-03
7. 331 Sue Harnett, 1987-91
8. 308 Chante Black, 2005-09
9. 300 Monika Kost, 1988-91
10. 295 Rebecca Greenwell, 2015-18
- 295 Mistie Bass, 2003-06
- 295 Lindsey Harding, 2003-07

Free Throws Attempted

1. 868 Chris Moreland, 1985-88
2. 752 Alana Beard, 2001-04
3. 688 Monique Currie, 2002-06
4. 624 Katie Meier, 1986-90
5. 601 Elizabeth Williams, 2012-15
6. 484 Sue Harnett, 1987-91
7. 474 Monika Kost, 1988-91
8. 459 Mistie Bass, 2003-06
9. 451 Chante Black, 2005-09
10. 443 Payton Black, 1996-99

Free Throw Percentage**(2-year minimum/100 attempts)**

1. .880 Nicole Erickson, 1998-99
2. .875 Lexie Brown, 2017-18
3. .856 Tricia Liston, 2011-14
4. .821 Jessica Foley, 2003-06
5. .819 Rebecca Greenwell, 2015-18
6. .814 Chelsea Gray, 2011-14
7. .798 Ali Day, 1993-96
8. .794 Kristina Meiman, 1992-96
- .794 Sheana Mosch, 2000-03
10. .792 Alexis Jones, 2013-14

Rebounds

1. 1229 Chris Moreland, 1985-88
2. 1078 Elizabeth Williams, 2012-15
3. 995 Chante Black, 2005-09
4. 946 Iciss Tillis, 2001-04
5. 899 Sue Harnett, 1987-91
6. 874 Monique Currie, 2002-06
7. 826 Haley Peters, 2011-14
8. 804 Alison Bales, 2004-07
9. 800 Mistie Bass, 2003-06
10. 789 Alana Beard, 2001-04

Rebounding Average**(2-year minimum)**

1. 11.1 Chris Moreland, 1985-88
2. 9.9 Barb Krause, 1979-81
3. 8.8 Azurá Stevens, 2015-16
- 7.9 Elizabeth Williams, 2012-15
5. 7.7 Sue Harnett, 1987-91
6. 7.4 Jennifer Chestnut, 1981-84
7. 7.3 Chante Black, 2005-09
8. 6.9 Iciss Tillis, 2001-04
9. 6.6 Lisa Warren, 1977-80
10. 6.5 Carey Kauffman, 1991-94

Offensive Rebounds

1. 535 Chris Moreland, 1985-88
2. 494 Elizabeth Williams, 2012-15
3. 386 Chante Black, 2005-09
4. 385 Sue Harnett, 1987-91
5. 352 Mistie Bass, 2003-06
6. 315 Karima Christmas, 2008-11
7. 308 Monique Currie, 2002-06
8. 300 Krystal Thomas, 2007-11
9. 298 Carey Kauffman, 1992-95
10. 286 Tyish Hall, 1994-97

Defensive Rebounds

- 694 Chris Moreland, 1985-88
- 673 Iciss Tillis, 2001-04
- 609 Chante Black, 2005-09
- 598 Alison Bales, 2004-07
- 584 Elizabeth Williams, 2012-15
- 566 Monique Currie, 2002-06
- 556 Haley Peters, 2011-14
- 527 Alana Beard, 2001-04
- 522 Barb Krause, 1979-81
- 514 Sue Harnett, 1987-91

Assists

- 579 Lindsey Harding, 2003-07
- 545 Chelsea Gray, 2011-14
- 533 Hilary Howard, 1996-99
- 509 Alana Beard, 2001-04
- 496 Wanisha Smith, 2005-08
- 449 Jasmine Thomas, 2008-11
- 445 Kira Orr, 1994-97
- 432 Abby Waner, 2006-09
- 428 Georgia Schweitzer, 1998-01
- 413 Monique Currie, 2002-06

Steals

- 404 Alana Beard, 2001-04
- 313 Abby Waner, 2006-09
- 298 Chelsea Gray, 2011-14
- 287 Jasmine Thomas, 2008-11
- 270 Iciss Tillis, 2001-04
- 261 Lindsey Harding, 2003-07
- 232 Katie Meier, 1986-90
- 228 Monique Currie, 2002-06
- 223 Maura Hertzog, 1982-85
- 218 Lexie Brown, 2017-18

Blocked Shots

- 434 Alison Bales, 2004-07*
- 426 Elizabeth Williams, 2012-15
- 261 Chante Black, 2005-09
- 212 Sarah Sullivan, 1983-87
- 196 Krystal Thomas, 2008-11
- 153 Oderah Chidom, 2014-17
- 152 Azurá Stevens, 2015-16
- 151 Iciss Tillis, 2001-04
- 149 Alana Beard, 2001-04
- 131 Mistie Bass, 2003-06

Double Figure Scoring Games

- 127 Alana Beard, 2001-04
- 118 Monique Currie, 2002-06
- 110 Elizabeth Williams, 2012-15
- 106 Chris Moreland, 1985-88
- 102 Sue Harnett, 1987-91
- 100 Rebecca Greenwell, 2015-18
- 92 Katie Meier, 1986-90
- 88 Iciss Tillis, 2001-04
- 81 Chante Black, 2005-09
- 80 Georgia Schweitzer, 1998-01

Consecutive Double Figure**Scoring Games**

- 67 Chris Moreland, 1985-86, 1987-88
- 40 Alana Beard, 2001-02, 2002-03
- 39 Azurá Stevens, 2014-15, 2015-16
- 30 Monique Currie, 2003-04, 2004-05
- 30 Sue Harnett, 1987-88, 1988-89
- 27 Chante Black, 2008-09
- 23 Elizabeth Williams, 2012-13
- 22 Katie Meier, 1986-87

Games with 20 or More Points

- 69 Alana Beard, 2001-04
- 61 Chris Moreland, 1985-88
- 33 Lexie Brown, 2017-18
- 32 Katie Meier, 1986-90
- 30 Rebecca Greenwell, 2015-18
- 29 Monique Currie, 2002-06
- 29 Sue Harnett, 1987-91
- 29 Tricia Liston, 2010-14
- 20 Elizabeth Williams, 2012-15
- 18 Iciss Tillis, 2001-04

Games with 30 or More Points

- 6 Alana Beard, 2001-04
- 5 Chris Moreland, 1985-88
- 4 Lexie Brown, 2017-18
- 4 Rebecca Greenwell, 2015-18
- 3 Monique Currie, 2002-06
- 3 Sue Harnett, 1987-91
- 2 Azurá Stevens, 2014-16
- 2 Tyish Hall, 1993-97
- 2 Kira Orr, 1994-97
- 2 Allison Day, 1992-96

Overall Wins

- 128 Lindsey Harding, 2003-07
- 127 Mistie Bass, 2003-06
- 124 Iciss Tillis, 2001-04
- 124 Sheana Mosch, 2000-03
- 123 Alana Beard, 2001-04
- 123 Monique Currie, 2002-06
- 122 Alison Bales, 2004-07
- 121 Michele Matyasovsky, 2000-03
- 121 Allison Vernerey, 2010-13
- 120 Jessica Foley, 2003-06

ACC Wins (Regular Season)

- 59 Iciss Tillis, 2001-04
- 57 Sheana Mosch, 2000-2003
- 57 Lindsey Harding, 2003-07
- 56 Alana Beard, 2001-04
- 55 Elizabeth Williams, 2012-15
- 55 Monique Currie, 2002-06
- 55 Mistie Bass, 2003-06
- 55 Michele Matyasovsky, 2000-03
- 55 Vicki Krapohl, 2001-04
- 53 Alison Bales, 2004-07

Charges Taken[^]

- 71 Rochelle Parent, 1998-01
- 53 Chelsea Gray, 2011-14
- 50 Alana Beard, 2001-04
- 48 Mistie Bass, 2003-06
- 31 Wynter Whitley, 2002-05
- 31 Lindsey Harding, 2003-07
- 31 Carrem Gay, 2006-09
- 27 Elizabeth Williams, 2012-15
- 26 Shay Selby, 2009-12
- 20 Ka'lia Johnson, 2012-15

[^] Charges were not kept prior to 1999-00.

Double Doubles

- 72 Chris Moreland, 1984-88
- 31 Sue Harnett, 1986-91
- 29 Elizabeth Williams, 2012-15
- 28 Barb Krause, 1978-81
- 27 Chante Black, 2004-09
- 26 Iciss Tillis, 2000-04
- 22 Azurá Stevens, 2015-16
- 22 Monique Currie, 2001-06
- 22 Alana Beard, 2000-04
- 20 Carey Kauffman, 1992-95
- 20 Katie Meier, 1985-90

Assist/Turnover Ratio

- 2.13 (290/141) Vicki Krapohl, 2000-04
- 1.96 (579/296) Lindsey Harding, 2003-07
- 1.84 (533/289) Hilary Howard, 1995-99
- 1.83 (545/298) Chelsea Gray, 2010-14
- 1.63 (195/120) Kyra Lambert, 2016-present**
- 1.61 (310/193) Jessica Foley, 2002-06
- 1.51 (509/337) Alana Beard, 2000-04
- 1.46 (212/145) Nicole Erickson, 1997-99
- 1.43 (277/194) Lexie Brown, 2017-18
- 1.38 (428/310) Georgia Schweitzer, 1997-01

Consecutive Games with a Blocked Shot

- 91 Elizabeth Williams, 2011-14
- 46 Alison Bales, 2004-06
- 45 Alison Bales, 2006-07
- 16 Azurá Stevens, 2015-16
- 15 Elizabeth Williams, 2014-15
- 13 Sarah Sullivan, 1985-86
- 10 Elizabeth Williams, 2014-15
- 10 Kathleen Scheer, 2010
- 10 Chante Black, 2004-05
- 10 Chante Black, 2005-06
- 9 Oderah Chidom, 2016-17
- 9 Elizabeth Williams, 2014-15
- 9 Sarah Sullivan, 1986-87

Consecutive Games with a 3-Pointer

- 29 Lexie Brown, 2017-18
- 25 Georgia Schweitzer, 2000-01
- 18 Tricia Liston, 2011-12
- 18 Vicki Krapohl, 2002-03
- 17 Rebecca Greenwell, 2017-18
- 16 Rebecca Greenwell, 2016-17
- 16 Lexie Brown, 2016-17
- 16 Rebecca Greenwell, 2014-15 through 2015-16
- 16 Jennifer Scanlon, 1994-95
- 14 Jennifer Scanlon, 1995-96
- 14 Emily Waner, 2006-07

Games Played

- 142 Mistie Bass, 2003-06
- 140 Monique Currie, 2002-06
- 140 Sheana Mosch, 2000-03
- 140 Allison Vernerey, 2010-13
- 137 Joy Cheek, 2007-10
- 137 Jasmine Thomas, 2008-11
- 137 Iciss Tillis, 2001-04
- 136 Alana Beard, 2001-04
- 136 Chante Black, 2005-09
- 136 Tricia Liston, 2010-14

Games Started

- 136 Alana Beard, 2001-04
- 132 Elizabeth Williams, 2012-15
- 127 Monique Currie, 2002-06
- 127 Iciss Tillis, 2001-04
- 123 Rebecca Greenwell, 2015-18
- 120 Mistie Bass, 2003-06
- 120 Jasmine Thomas, 2008-11
- 119 Wanisha Smith, 2005-08
- 118 Lindsey Harding, 2003-07
- 118 Georgia Schweitzer, 1998-01

Single Game Records**Points**

1. 33 Alana Beard at Maryland, 1-14-01
2. 31 Chris Moreland at UNC Wilmington, 2-23-85
Stacy Hurd vs. Wake Forest, 12-8-80
4. 30 Monique Currie vs. UNC, 3-4-02
30 Chris Moreland vs. N.C. Central, 11-20-84
6. 29 Alana Beard vs. Georgia Tech, 1-11-01
29 Chris Moreland at Clemson, 3-1-85
8. 28 Jenni Kraft vs. Cleveland St., 12-2-88
9. 27 Alana Beard vs. SW Miss. St., 1-11-01
27 Alana Beard vs. Iowa State, 12-30-00
27 Tyish Hall vs. Clemson, 1-23-94
12. 26 Miela Goodchild at Notre Dame, 2-21-19
26 Zeki Blanding vs. UNC Asheville, 12-11-91
14. 25 Sheana Mosch vs. W.Kentucky, 3-20-00
25 Jennifer Scanlon vs. Florida State, 1-3-93
25 Katie Meier at Georgia Tech, 1-11-86
25 Jenni Kraft at Wake Forest, 2-27-89
25 Sue Harnett vs. Georgia Tech, 2-6-87
25 Tara McCarthy vs. North Carolina, 2-24-78
25 Tara McCarthy vs. Davidson, 2-20-78
21. 24 Azurá Stevens at Wake Forest, 2-5-15
24 Azurá Stevens at Boston College, 1-22-15
24 Alexis Jones vs. North Carolina, 3-10-13
24 Payton Black vs. San Francisco, 3-18-96
25. 23 Miela Goodchild at Boston College, 1-31-19
23 Leaonna Odom vs. Hampton, 3-18-17
23 Rebecca Greenwell at Texas A&M, 11-30-14
23 Abby Waner vs. Colorado State, 12-22-05
23 Monique Currie vs. North Carolina, 1-24-02
23 Alana Beard vs. Maryland, 2-15-01
23 Alana Beard at Florida State, 1-8-01
23 Nazrawit Medhanie vs. Champ. AAU, 11-11-95
33. 22 Azurá Stevens vs. Mississippi State, 3-22-15
22 Rebecca Greenwell at Virginia, 2-12-15
22 Rebecca Greenwell vs. Marquette, 11-23-14
22 Alexis Jones vs. North Carolina, 3-3-13
22 Elizabeth Williams vs. USC Upstate, 12-11-11
22 Wanisha Smith vs. Jacksonville St., 12-14-04
22 Alana Beard vs. UW-Milwaukee, 3-17-01
22 Monique Currie vs. Liberty, 12-20-01
22 Monique Currie vs. South Carolina, 11-25-01
22 Sheana Mosch vs. Russian Juniors, 11-6-99
22 Krista Gingrich vs. Florida State, 12-2-98
22 Payton Black at Clemson, 2-19-96
45. 21 Azurá Stevens vs. North Carolina, 3-1-15
21 Rebecca Greenwell vs. Virginia Tech, 1-5-15
21 Wanisha Smith vs. Liberty, 12-12-04
21 Monique Currie at Florida State, 1-27-02
21 Alana Beard at Penn State, 11-20-00
21 Peppi Browne at Wake Forest, 2-6-97
51. 20 Miela Goodchild vs. Pittsburgh, 2-3-19
20 Rebecca Greenwell vs. Albany, 3-20-15
20 Azurá Stevens vs. Miami, 1-18-15
20 Rebecca Greenwell vs. Syracuse, 1-8-15
20 Rebecca Greenwell vs. N.C. A&T, 1-2-15
20 Elizabeth Williams at Georgia Tech, 1-18-12
20 Elizabeth Williams at Virginia Tech, 1-15-12
20 Chelsea Gray at North Carolina, 2-7-11
20 Allison Vernerey vs. NC State, 2-11-10
20 Bridgette Mitchell vs. Boston College, 2-15-07
20 Joy Cheek vs. Boston College, 2-15-07
20 Krystal Thomas vs UNC-Greensboro, 11-18-07
20 Laura Kurz vs. Pacific, 12-4-04
20 Wanisha Smith vs. South Florida, 11-14-04
20 Monique Currie vs. TCU, 3-17-02
20 Monique Currie vs. Wake Forest, 1-6-02
20 Alana Beard vs. LSU, 11-11-00
20 Alana Beard at Georgia Mason, 12-3-00
20 Georgia Schweitzer at North Carolina, 1-12-98
20 Missy West vs. UNC-Asheville, 11-23-96

Rebounds

1. 17 Elizabeth Williams vs. Purdue, 12-1-11
2. 16 Elizabeth Williams at Wake Forest, 1-6-12
16 Chante Black vs. Clemson, 2-17-05
4. 15 Chris Moreland at N.C. State, 1-22-85
15 Chris Moreland vs. Wake Forest, 1-19-85
6. 14 10 Tied, most recent
Onome Akinbode-James vs. Clemson, 2-28-19

Offensive Rebounds

1. 11 Bridgette Mitchell vs. Northeastern, 11-11-06
2. 9 Leaonna Odom at Pepperdine, 11-27-16
8 Azurá Stevens at Notre Dame, 2-16-15
8 Joy Cheek vs. North Carolina, 2-25-07
5. 7 Bridgette Mitchell vs. Boston College, 2-15-07
7 Chante Black at Maryland, 2-13-05
7 Rebecca Greenwell at North Carolina, 1-25-05
7 Chante Black vs. Davidson, 11-12-04
7 Tyish Hall at Clemson, 1-23-94
10. 6 Onome Akinbode-James vs. UNC, 3-3-19
6 Leaonna Odom vs. Wake Forest, 1-29-17
6 Azurá Stevens vs. North Carolina, 3-1-15
6 Azurá Stevens at NC State, 2-22-15
6 Azurá Stevens at Texas A&M, 11-30-14
6 Azurá Stevens vs. Marquette, 11-23-14
6 Chante Black vs. Boston College, 3-22-05
6 Bridgette Mitchell vs. Houston, 11-19-06
6 Payton Black vs. James Madison, 3-16-96

Defensive Rebounds

1. 12 Chante Black vs. Clemson, 2-17-05
2. 11 Haley Peters vs. Southern California, 11-15-10
11 Monique Currie vs. Norfolk State, 3-15-02
11 Iciss Tillis at Florida State, 1-8-01
5. 10 Onome Akinbode-James at Wisconsin, 11-28-18
10 Azurá Stevens vs. Pittsburgh, 1-29-15
10 Chante Black vs. South Florida, 11-14-04
8. 9 Fourteen Tied, most recent
Onome Akinbode-James vs. Clemson, 2-28-19

Assists

1. 11 Patti Thomasson vs. App. State, 2-2-80
2. 10 Alexis Jones vs. Miami, 1-31-13
10 Abby Waner at San Diego, 12-30-05
10 Wanisha Smith vs. Miami, 2-24-05
10 Krista Gingrich vs. Temple, 12-12-98
10 Patti Thomasson vs. UConn, 1-11-80
7. 9 Alexis Jones at Maryland, 2-24-13
9 Sheana Mosch vs. Elon, 12-2-99
9. 8 Ten players tied, most recent
8 Angela Salvadores vs. Liberty, 12-17-16

Blocks

1. 12 Elizabeth Williams at Wake Forest, 1-6-12
2. 11 Sarah Sullivan vs. Richmond, 1-22-83
3. 8 Elizabeth Williams at Boston Col., 2-9-12
8 Krystal Thomas at Charlotte, 11-27-10
5. 7 Elizabeth Williams vs. N.C. State, 3-2-12
7 Elizabeth Williams vs. Notre Dame, 11-26-11
7. 6 Onome Akinbode-James vs. Clemson, 2-28-19
6 Jade Williams vs. Georgia Tech, 2-1-18
6 Elizabeth Williams vs. UNC, 2-6-12
6 Krystal Thomas vs. USF, 11-15-07

Steals

1. 9 Katie Meier vs. Radford, 1-4-86
9 Kim Matthews vs. Davidson, 2-12-79
3. 8 Kim Matthews vs. Guilford, 12-4-78
4. 7 Rebecca Greenwell at Alabama, 11-16-14
7 Alana Beard vs. UWM, 3-17-01
7 Alana Beard vs. Maryland, 2-15-01
7 Katie Meier vs. N.C. State, 1-21-86
7 Tara McCarthy vs. Appalachian State, 1-28-78
9. 6 10 Tied, most recent
6 Alexis Jones vs. Virginia Tech, 1-16-13

Field Goals Made

1. 13 Zeki Blanding vs. UNC-Asheville, 12-11-91
2. 12 Alana Beard vs. Georgia Tech, 1-11-01
12 Alana Beard at Maryland, 1-14-01
12 Alana Beard vs. Iowa State, 12-30-00
5. 11 Azurá Stevens at Wake Forest, 2-5-15
11 Alana Beard vs. Maryland, 2-15-01
11 Katie Meier at Clemson, 1-13-86
11 Katie Meier at Georgia Tech, 1-11-86
9. 10 Elizabeth Williams vs. USC Upstate, 12-11-11
10 Bridgette Mitchell vs. Boston College, 2-15-07
10 Brittany Hunter at NC State, 3-1-04
10 Alana Beard vs. SW Missouri St, 3-24-01

Field Goal Attempts

1. 23 Dana McDonald vs. NC State, 1-10-90
2. 21 Azura Stevens at Wake Forest, 2-5-15
3. 20 Alana Beard vs. Iowa State, 12-30-00
20 Zeki Blanding vs. UNC-Asheville, 12-11-91
5. 19 Rebecca Greenwell at Texas A&M, 11-30-14
19 Alexis Jones at Maryland, 2-24-13
19 Sheana Mosch vs. Russian Juniors, 11-6-99
19 Jennifer Scanlon vs. Florida State, 1-3-93
9. 18 10 Tied, most recent
Rebecca Greenwell vs. Marquette, 11-23-14

Field Goal Percentage (min. of 5 attempts)

1. 100.0 Elizabeth Williams vs. USC Upstate, 12-11-11
(10-of-10)
- 100.0 Allison Vernerey vs. Virginia, 2-26-10
(8-of-8)
- 100.0 Kendall Cooper vs. Winthrop, 3-22-14
(7-of-7)
- 100.0 Chante Black vs. Holy Cross, 1-4-05
(6-of-6)
- 100.0 Rochelle Parent vs. MTSU, 3-24-98
(6-of-6)
- 100.0 Chelsea Gray vs. DePaul, 3-27-11
(5-of-5)
- 100.0 Mistie Bass vs. Arkansas, 11-30-02
(5-of-5)
- 100.0 Rochelle Parent vs. Georgia Tech, 2-27-98
(5-of-5)
- 100.0 Tyish Hall vs. North Carolina, 1-19-94
(5-of-5)
- 100.0 Tyish Hall vs. East Carolina, 1-5-94
(5-of-5)
- 100.0 Sue Harnett vs. Winthrop, 12-9-87
(5-of-5)

Free Throws Made

1. 14 Monique Currie vs. North Carolina, 3-4-02
2. 13 Jenni Kraft vs. Cleveland State, 12-2-88
3. 11 Alexis Jones vs. North Carolina, 3-3-13
11 Sheana Mosch vs. Western Kentucky, 3-20-00
11 Jenni Kraft vs. Stanford, 12-20-88
6. 10 Wanisha Smith vs. Jacksonville St, 12-15-04
10 Monique Currie vs. Wake Forest, 1-6-02
10 Monique Currie at Georgia Tech, 12-20-01
10 Jenni Kraft vs. Connecticut, 12-9-88
10. 9 5 Tied, most recent
Lindsey Harding vs. North Carolina, 3-10-03

Free Throws Attempted

1. 14 Monique Currie vs. North Carolina, 3-4-02
14 Jenni Kraft vs. Cleveland State, 12-2-88
3. 13 Allison Vernerey vs. James Madison, 12-18-09
4. 12 Alexis Jones vs. North Carolina, 3-3-13
12 Payton Black vs. Pepperdine, 11-24-95
12 Jenni Kraft vs. Stanford, 12-20-88
7. 11 Wanisha Smith vs. Jacksonville St, 12-15-04
11 Wynter Whitley vs. Virginia, 3-3-02
11 Monique Currie vs. Wake Forest, 1-6-02
11 Monique Currie vs. South Carolina, 11-25-01
11 Sheana Mosch vs. Western Kentucky, 3-20-00
11 Katie Meier at Georgia Mason, 11-30-85

Free Throw Percentage

- 100.0 Monique Currie vs. North Carolina, 3-4-02 (14-of-14)
- 100.0 Sheana Mosch vs. W. Kentucky, 3-20-00 (11-of-11)
- 100.0 Monique Currie at Georgia Tech, 12-30-01 (10-of-10)
- 100.0 Jenni Kraft vs. Connecticut, 12-9-88 (10-of-10)
- 100.0 Lindsey Harding vs. UNC, 3-10-03 (9-of-9)
- 100.0 Azurá Stevens vs. Wake Forest, 3-6-15 (8-of-8)
- 100.0 Rebecca Greenwell at Alabama, 11-16-14 (8-of-8)
- 100.0 Alana Beard at Clemson, 12-9-00 (8-of-8)
- 100.0 Payton Black vs. Florida State, 12-6-95 (8-of-8)
- 100.0 Rebecca Greenwell at Florida St., 1-11-15 (7-of-7)
- 100.0 Joy Cheek at Wake Forest, 2-11-07 (7-of-7)
- 100.0 Jenni Kraft vs. Maryland, 1-14-89 (7-of-7)

Three-Pointers Made

- 8 Miela Goodchild at Notre Dame, 2-21-19
- 6 Miela Goodchild vs. Pittsburgh, 2-3-19
- 6 Rebecca Greenwell vs. Albany, 3-20-15
- 5 Miela Goodchild vs. Pittsburgh, 3-6-19
- 5 Miela Goodchild at Boston College, 1-31-19
- 5 Abby Waner vs. Colorado St., 12-22-05
- 5 Krista Gingrich vs. Florida State, 12-2-98
- 5 Jenni Kraft at Wake Forest, 2-27-89
- 4 25 tied - most recent
Miela Goodchild at Wake Forest, 2-24-19

Three-Pointers Attempted

- 14 Miela Goodchild at Notre Dame, 2-21-19
- 11 Miela Goodchild vs. Wake Forest, 1-24-19
- 11 Rebecca Greenwell vs. Albany, 3-20-15
- 11 Rebecca Greenwell at N.C. State, 2-22-15
- 11 Dana McDonald vs. N.C. State, 1-10-90
- 10 Rebecca Greenwell at Virginia, 2-12-15
- 9 Miela Goodchild vs. Clemson, 2-28-19
- 9 Miela Goodchild vs. Pittsburgh, 2-3-19
- 9 Rebecca Greenwell vs. Stony Brook, 11-28-14
- 8 10 tied - most recent
Miela Goodchild vs. Pittsburgh, 3-6-19

Three-Point Percentage (min. 3 made)

- 100.0 Rometra Craig vs. UW-Milwaukee, 3-17-01 (3-of-3)
- 0.83 Miela Goodchild at Boston College, 1-31-19 (5-of-6)
- 0.80 Miela Goodchild vs. UNLV, 12-6-18 (4-of-5)
- 0.80 Wanisha Smith vs. Georgia Tech, 1-17-05 (4-of-5)
- 0.80 Rebecca Greenwell at Florida State, 1-11-15 (4-of-5)
- 0.80 Rebecca Greenwell vs. NC A&T, 1-2-15 (4-of-5)
- 0.75 7 tied
Most recent - (3-of-4)
Miela Goodchild vs. Miami, 1-17-19

~ Denotes led team as a freshman.

Season Records**Points**

- 509 Alana Beard, 2000-01~
- 502 Monique Currie, 2001-02
- 476 Rebecca Greenwell, 2014-15~
- 466 Azurá Stevens, 2014-15
- 461 Elizabeth Williams, 2011-12~
- 439 Chris Moreland, 1984-85
- 438 Katie Meier, 1985-86
- 394 Wanisha Smith, 2004-05
- 381 Jenni Kraft, 1988-89
- 350 Payton Black, 1995-96

Points Per Game Average

- 17.6 Chris Moreland, 1984-85~
- 17.0 Alana Beard, 2000-01~
- 16.6 Tara McCarthy, 1977-78~
- 14.6 Katie Meier, 1985-86
- 14.3 Monique Currie, 2001-02
- 14.1 Azurá Stevens, 2014-15
- 14.0 Rebecca Greenwell, 2014-15
- 14.0 Elizabeth Williams, 2011-12~
- 13.6 Jenni Kraft, 1988-89
- 13.0 Stacy Hurd, 1980-81

Field Goals Made

- 194 Azurá Stevens, 2014-15
- 194 Alana Beard, 2000-01
- 186 Elizabeth Williams, 2011-12
- 178 Monique Currie, 2001-02
- 168 Katie Meier, 1985-86
- 163 Chris Moreland, 1984-85
- 157 Rebecca Greenwell, 2014-15
- 138 Stacey Hurd, 1980-81
- 134 Wanisha Smith, 2004-05
- 132 Payton Black, 1995-96

Field Goals Attempted

- 396 Rebecca Greenwell, 2014-15
- 383 Elizabeth Williams, 2011-12
- 379 Azurá Stevens, 2014-15
- 379 Alana Beard, 2000-01
- 360 Monique Currie, 2001-02
- 339 Katie Meier, 1985-86
- 319 Jasmine Thomas, 2007-08
- 312 Wanisha Smith, 2004-05
- 297 Alexis Jones, 2012-13
- 288 Chris Moreland, 1984-85

Rebounds

- 271 Azurá Stevens, 2014-15
- 260 Chante Black, 2004-05~
- 259 Elizabeth Williams, 2011-12~
- 238 Chris Moreland, 1984-85
- 209 Monique Currie, 2001-02
- 188 Iciss Tillis, 2000-01
- 187 Rebecca Greenwell, 2014-15
- 175 Allison Vernerey, 2009-10
- 174 Stacy Hurd, 1980-81
- 171 Wynter Whitley, 2001-02
- 170 Payton Black, 1995-96

Rebounds Per Game Average

- 9.5 Chris Moreland, 1984-85~
- 8.2 Azurá Stevens, 2014-15
- 7.8 Elizabeth Williams, 2011-12~
- 7.6 Chante Black, 2004-05~
- 6.9 Stacy Hurd, 1980-81
- 6.0 Monique Currie, 2001-02
- 5.8 Sue Harnett, 1986-87
- 5.7 Leslie Earnhardt, 1978-89
- 5.6 Sarah Sullivan, 1982-83
- 5.6 Tara McCarthy, 1977-78

Offensive Rebounds

- 120 Azurá Stevens, 2014-15
- 118 Elizabeth Williams, 2011-12
- 97 Chante Black, 2004-05
- 84 Monique Currie, 2001-02
- 75 Leaonna Odom, 2016-17
- 70 Bridgette Mitchell, 2006-07
- 68 Allison Vernerey, 2009-10
- 68 Mistie Bass, 2002-03
- 64 Payton Black, 1995-96
- 63 Onome Akinbode-James, 2018-19

Defensive Rebounds

- 163 Chante Black, 2004-05
- 151 Azurá Stevens, 2014-15
- 141 Rebecca Greenwell, 2014-15
- 141 Elizabeth Williams, 2011-12
- 138 Iciss Tillis, 2000-01
- 125 Monique Currie, 2001-02
- 124 Wynter Whitley, 2001-02
- 108 Alexis Jones, 2012-13
- 107 Allison Vernerey, 2009-10
- 106 Payton Black, 1995-96

Assists

- 154 Wanisha Smith, 2004-05~
- 144 Alexis Jones, 2012-13
- 124 Lindsey Harding, 2002-03~
- 113 Alana Beard, 2000-01
- 112 Abby Waner, 2005-06
- 101 Robin Baker, 1988-89
- 96 Angela Salvadores, 2015-16
- 93 Patti Thomasson, 1879-80
- 91 Hilary Howard, 1995-96
- 90 Monique Currie, 2001-02

Blocks

- 116 Elizabeth Williams, 2011-12~
- 68 Sarah Sullivan, 1982-83
- 46 Chante Black, 2004-05
- 42 Onome Akinbode-James, 2018-19
- 40 Jade Williams, 2017-18
- 40 Iciss Tillis, 2000-01
- 37 Sue Harnett, 1986-87
- 35 Krystal Thomas, 2007-08
- 33 Brittany Hunter, 2003-04
- 32 Leaonna Odom, 2016-17

Steals

- 106 Alana Beard, 2000-01~
- 68 Lindsey Harding, 2002-03
- 66 Rebecca Greenwell, 2014-15
- 66 Chelsea Gray, 2010-11
- 65 Abby Waner, 2005-06
- 63 Alexis Jones, 2012-13
- 61 Wanisha Smith, 2004-05
- 58 Katie Meier, 1985-86~
- 54 Iciss Tillis, 2000-01
- 53 Chloe Wells, 2010-11

Free Throws Made

- 138 Monique Currie, 2001-02~
- 113 Chris Moreland, 1984-85~
- 111 Alana Beard, 2000-01~
- 102 Katie Meier, 1985-86
- 90 Rebecca Greenwell, 2014-15~
- 90 Jenni Kraft, 1988-89
- 88 Elizabeth Williams, 2011-12~
- 86 Payton Black, 1995-96
- 85 Wanisha Smith, 2004-05
- 84 Wynter Whitley, 2001-02

Free Throws Attempted

1. 179 Monique Currie, 2001-02~
2. 160 Chris Moreland, 1984-85~
3. 145 Elizabeth Williams, 2011-12~
4. 141 Alana Beard, 2000-01~
5. 138 Katie Meier, 1985-86
6. 133 Payton Black, 1995-96~
7. 118 Wanisha Smith, 2004-05
8. 118 Wynter Whitley, 2001-02
9. 114 Rebecca Greenwell, 2014-15
- 101 Sheana Mosch, 1999-00

Free Throw Percentage

1. .900 Jenni Kraft, 1988-89~
2. .871 Miela Goodchild, 2018-19~
3. .812 Sheana Mosch, 1999-00~
4. .805 Chelsea Gray, 2010-11~
5. .795 Alexis Jones, 2012-13
6. .789 Rebecca Greenwell, 2014-15~
7. .787 Alana Beard, 2000-01
8. .786 Bridgette Mitchell, 2006-07
9. .771 Monique Currie, 2001-02
10. .765 Lindsey Harding, 2002-03

Field Goal Percentage

1. .603 Oderah Chidom, 2013-14~
2. .600 Rochelle Parent, 1997-98
3. .591 Tyish Hall, 1993-94
4. .571 Payton Black, 1995-96
5. .566 Chris Moreland, 1984-85~
6. .558 Brittany Hunter, 2003-04
7. .542 Leaonna Odom, 2016-17
8. .527 Chante Black, 2004-05
9. .523 Jade Williams, 2017-18
10. .522 Haley Peters, 2010-11~

Three-Pointers Made

1. 73 Miela Goodchild, 2018-19~
- 72 Rebecca Greenwell, 2014-15
- 50 Abby Waner, 2005-06
- 41 Wanisha Smith, 2004-05
- 41 Jenni Kraft, 1988-89~
- 37 Georgia Schweitzer, 1997-98
- 36 Dana McDonald, 1989-90
- 33 Laura Kurz, 2004-05
- 33 Chelsea Gray, 2010-11
- 30 Jessica Foley, 2002-03

Three-Pointers Attempted

1. 202 Rebecca Greenwell, 2014-15
- 164 Miela Goodchild, 2018-19
- 131 Abby Waner, 2005-06
- 104 Georgia Schweitzer, 1997-98
- 100 Wanisha Smith, 2004-05
- 98 Dana McDonald, 1989-90
- 97 Jasmine Thomas, 2007-08
- 86 Jessica Foley, 2002-03
- 83 Chelsea Gray, 2010-11
- 76 Jenny Kraft, 1988-89
- 76 Alexis Jones, 2012-13

Three-Point Field Goal Percentage

1. .539 Jenni Kraft, 1988-89~
2. .452 Laura Kurz, 2004-05~
3. .445 Miela Goodchild, 2018-19~
4. .419 Robin Baker, 1988-89
5. .417 Nazrawit Medhanie, 1995-96
6. .417 Shay Selby, 2008-09
7. .414 Lauren Rice, 1996-97
8. .410 Wanisha Smith, 2004-05
9. .400 Kathleen Scheer, 2008-09
10. .403 Krista Gingrich, 1998-99

Minutes

1. 1171 Rebecca Greenwell, 2014-15
2. 1163 Wanisha Smith, 2004-05
3. 1049 Alexis Jones, 2012-13
4. 1008 Elizabeth Williams, 2011-12
5. 971 Monique Currie, 2001-02
6. 958 Lindsey Harding, 2002-03
7. 950 Azurá Stevens, 2014-15
8. 926 Miela Goodchild, 2018-19
9. 893 Alana Beard, 2000-01
10. 884 Jasmine Thomas, 2007-08

Minutes Per Game

1. 34.4 Rebecca Greenwell, 2014-15
2. 33.0 Robin Baker, 2004-05
3. 32.3 Wanisha Smith, 2004-05
4. 30.9 Miela Goodchild, 2018-19
5. 30.5 Elizabeth Williams, 2011-12
6. 29.8 Alana Beard, 2000-01
7. 29.1 Alexis Jones, 2012-13
8. 28.3 Hilary Howard, 1995-96
9. 27.7 Monique Currie, 2001-02
10. 27.3 Kyra Lambert, 2015-16

Double Figure Scoring

1. 28 Rebecca Greenwell, 2014-15~
- 28 Azurá Stevens, 2014-15~
3. 27 Elizabeth Williams, 2011-12~
4. 26 Monique Currie, 2001-02
- 26 Alana Beard, 2000-01
6. 25 Katie Meier, 1985-86
7. 23 Chris Moreland, 1984-85~
8. 22 Wanisha Smith, 2004-05
9. 19 Jenni Kraft, 1988-89
- 19 Stacy Hurd, 1980-81
- 19 Chelsea Gray, 2010-11

Double-Doubles

1. 10 Azurá Stevens, 2014-15
- 10 Chris Moreland, 1984-85
3. 9 Monique Currie, 2001-02
4. 7 Elizabeth Williams, 2011-12~
5. 7 Rebecca Greenwell, 2014-15
- 5 Chante Black, 2004-05
7. 4 Sue Harnett, 1986-87
8. 3 Stacy Hurd, 1980-81
9. 2 Five players tied, most recent
- 2 Leaonna Odom, 2016-17

20-Point Games

1. 10 Alana Beard, 2000-01
- 10 Chris Moreland, 1984-85
3. 7 Rebecca Greenwell, 2014-15
- 7 Monique Currie, 2001-02
5. 5 Azurá Stevens, 2014-15
- 5 Jenni Kraft, 1988-89
- 5 Tara McCarthy, 1977-78
8. 4 Dana McDonald, 1989-90
- 4 Katie Meier, 1985-86
10. 3 Miela Goodchild, 2018-19
- 3 Elizabeth Williams, 2011-12
- 3 Wanisha Smith, 2004-05
- 3 Stacy Hurd, 1980-81

30-Point Games

1. 33 Alana Beard at Maryland, 1-14-01
2. 31 Chris Moreland at UNC Wilmington, 2-23-85
- 31 Stacy Hurd vs. Wake Forest, 12-8-80
4. 30 Monique Currie vs. North Carolina, 3-4-02
- 30 Chris Moreland vs. N.C. Central 11-20-84

Most Consecutive Double-Figure Scoring Games in a Season

- 19 Elizabeth Williams, 2011-12
- 17 Katie Meier, 1985-86

Double Figure Rebounds

1. 12 Azurá Stevens, 2014-15~
2. 11 Chante Black, 2004-05
3. 10 Chris Moreland, 1984-85
4. 9 Monique Currie, 2001-02
5. 8 Elizabeth Williams, 2011-12~
6. 5 Rebecca Greenwell, 2014-15
7. 4 Oderah Chidom, 2013-14
- 4 Stacy Hurd, 1980-81
- 4 Iciss Tillis, 2000-01
- 4 Alana Beard, 2000-01
- 4 Sue Harnett, 1986-87

Double Figure Assists

1. 2 Patti Thomasson, 1979-80
2. 1 Alexis Jones, 2012-13
- 1 Abby Waner, 2005-06
- 1 Krista Gingrich, 1998-99

Double-Double in First Game

Chris Moreland vs. N.C. Central, 11-20-84, 30 pts, 13 reb
 Monique Currie vs. Texas Tech, 11-11-01, 17 pts, 10 reb
 Joy Cheek vs. Northeastern, 11-11-06, 12 pts, 11 reb
 Bridgette Mitchell vs. Northeastern, 11-11-06, 18 pts, 13 reb
 Rebecca Greenwell at Alabama, 11-16-14, 17 pts, 10 reb
 Azurá Stevens at Alabama, 11-16-14, 10 pts, 10 reb

Earliest To Start First Game

1st game Patti Thomason at Virginia, 11-24-79
 Ada Headly at St. Joseph's, 11-21-80
 Stacy Hurd at St. Joseph's, 11-21-80
 Sara Sullivan vs. E. Kentucky, 11-26-82
 Connie Goins vs. E. Kentucky, 11-26-82
 Chris Moreland vs. N.C. Central, 11-20-84
 Sue Harnett vs. Florida, 11-28-86
 Jenni Kraft vs. E. Washington, 11-25-88
 Robin Baker vs. E. Washington, 11-25-88
 Shannon Willis vs. Xavier, 12-28-90
 Alison Day vs. UNC Wilmington, 12-1-92
 Nazrawit Medhanie vs. VCU, 11-15-95
 Missy West at UNC Asheville, 11-23-96
 Georgia Schweitzer vs. Florida State, 1-16-98
 Michele Matyasovsky vs. Vanderbilt, 11-24-99
 Alana Beard vs. UCLA, 11-10-00
 Iciss Tillis vs. UCLA, 11-10-00
 Wynter Whitley vs. Texas Tech, 11-11-01
 Chante Black vs. Davidson, 11-12-04
 Abby Waner at Penn State, 11-18-05
 Chloe Wells vs. Brigham Young, 11-13-10
 Elizabeth Williams at Brigham Young, 11-11-11
 Alexis Jones vs. Presbyterian, 11-17-12
 Rebecca Greenwell at Alabama, 11-16-14
 Sierra Calhoun at Alabama, 11-16-14
 Kyra Lambert at Penn, 11-13-15
 Crystal Primm at Penn, 11-13-15
 Mikayla Boykin at Grand Canyon, 11-12-17
 Onome Akinbode-James at Northwestern, 11-11-18

Earliest to Start First Game Under Coach P

1st game Mikayla Boykin at Grand Canyon, 11-12-17
 1st game Crystal Primm at Penn, 11-13-15
 1st game Kyra Lambert at Penn, 11-13-15
 1st game Rebecca Greenwell at Alabama, 11-16-14
 1st game Sierra Calhoun at Alabama, 11-16-14
 1st game Alexis Jones vs. Presbyterian, 11-17-12
 1st game Elizabeth Williams vs. Brigham Young, 11-11-11
 1st game Chloe Wells vs. Brigham Young, 11-13-10
 5th game Angela Salvadores vs. Idaho, 11-26-15
 6th game Azurá Stevens vs. Nebraska, 12-3-14
 9th game Haley Gorecki vs. UMass, 12-14-15
 9th game Jasmine Thomas vs. Rutgers, 12-6-07
 13th game Faith Suggs vs. Wake Forest, 1-17-16
 14th game Haley Peters vs. Kentucky, 1-4-11
 25th game Allison Vernerey vs. North Carolina, 2-8-10

Season Achievements**Players Who Led Duke in Points, Rebounds, Assists and Steals**

- Haley Gorecki, 2018-19,
Points: 17.2, Rebounds: 7.1, Assists: 3.9, Steals: 2.6

Players who Led Duke in Points, Assists and Steals

- Haley Gorecki, 2018-19,
Points: 17.2, Assists: 3.9, Steals: 2.6
- Lexie Brown, 2017-18
Points: 19.4, Assists: 4.0, Steals: 3.7
- Lexie Brown, 2016-17
Points: 18.3, Assists: 3.9, Steals: 2.8
- Jasmine Thomas, 2010-11
Points: 15.1, Assists: 3.4, Steals: 2.4
- Jasmine Thomas, 2009-10
Points: 16.0, Assists: 4.1, Steals: 2.8
- Alana Beard, 2001-02
Points: 19.8, Assists: 4.4, Steals: 3.3

Players with 500+ Points, 200+ Rebounds, 100+ Assists & 75+ Steals

- Haley Gorecki, 2018-19,
Points: 515, Rebounds: 213, Assists: 116, Steals: 79
- Alana Beard, 2001-02
Points: 694, Rebounds: 213, Assists: 154, Steals: 114
- Alana Beard, 2002-03
Points: 813, Rebounds: 256, Assists: 110, Steals: 104
- Monique Currie, 2004-05
Points: 630, Rebounds: 254, Assists: 123, Steals: 77

Season Scoring Average Increases

1. 11.1 Celeste Lavoie, 1990-91 to 1991-92
2. 8.6 Candy Mikels, 1982-83 to 1983-84
- 8.6 Monika Kost, 1987-88 to 1988-89
4. 8.3 Valerie Evans, 1990-91 to 1992-93
5. 8.1 Ali Day, 1993-94 to 1994-95
6. 7.7 Joanne Boyle, 1983-84 to 1984-85
7. 6.9 Kira Orr, 1993-94 to 1994-95
8. 6.5 Haley Gorecki, 2015-16 to 2017-18
- 6.5 Michele Van Gorp, 1997-98 to 1998-99
10. 6.5 Tricia Liston, 2010-11 to 2011-12

Season Scoring Points Increase

1. 351 Celeste Lavoie, 1990-91 to 1991-92
2. 299 Ali Day, 1993-94 to 1994-95
3. 277 Michele Van Gorp, 1997-98 to 1998-99
4. 270 Jasmine Thomas, 2008-09 to 2009-10
5. 263 Haley Gorecki, 2017-18 to 2018-19
6. 252 Chris Moreland, 1984-85 to 1985-86
7. 245 Candy Mikels, 1982-83 to 1983-84
8. 243 Monika Kost, 1987-88 to 1988-89
9. 227 Chante Black, 2005-06 to 2007-08
10. 225 Katie Meier, 1987-88 to 1988-89

* Gorecki is the only Duke player in history to have multiple point increases of 180+ points from season to season. She improved by 189 points between her first two played seasons.

Duke's Highest Scoring Averages in ACC Play

1. 21.6 Alana Beard, 2002-03 (16 games, 345 points)
2. 21.2 Alana Beard, 2003-04 (16 games, 339 points)
3. 20.4 Azura Stevens, 2015-16 (9 games, 184 points)
4. 20.3 Alana Beard, 2001-02 (16 games, 325 points)
5. 19.6 Lexie Brown, 2017-18 (16 games, 313 points)
6. 19.2 Michele Van Gorp, 1998-99 (16 games, 307 points)
7. 18.7 Lexie Brown, 2016-17 (16 games, 299 points)
8. 18.5 Monique Currie, 2005-06 (14 games, 259 points)
9. 18.3 Alana Beard, 2000-01 (12 games, 220 points)
10. 18.3 Tricia Liston, 2013-14 (16 games, 293 points)

Misc. Freshman Achievements**Freshmen with Consecutive 20+ Point Games**

- Mical Goodchild, 2018-19
23 Points (1/31/19), 20 Points (2/3/19)
- Azurá Stevens, 2014-15
20 Points (1/18/15), 24 Points (1/22/15)
- Elizabeth Williams, 2011-12
20 Points (1/15/12), 20 Points (1/18/12)
- Wanisha Smith, 2004-05
21 Points (12/12/04), 22 Points (12/15/04)
- Monique Currie, 2001-02
23 Points (1/24/02), 21 Points (1/27/02)
- Alana Beard, 2000-01
29 Points (1/11/01), 24 Points (1/14/01)
- Tara McCarthy, 1977-78
25 Points (2/20/78), 25 Points (2/24/78)

Players Who Never Missed a Game in a Duke Uniform

Liz Bulger.....	42 games (1977-78 – 1978-79)
Patti Thomasson.....	52 games (1979-80 – 1980-81)
Lexie Brown.....	67 games (2016-17 – 2017-18)
Michele Van Gorp.....	68 games (1997-98 – 1998-99)
Lisa Warren.....	69 games (1977-78 – 1979-80)
Barb Krause.....	74 games (1978-79 – 1980-81)
Jennifer Scanlon.....	118 games (1992-93 – 1995-96)
Georgia Schweitzer..	136 games (1997-98 – 2000-01)
Sheana Mosch.....	140 games (1999-00 – 2002-03)
Monique Currie.....	140 games (2001-02 – 2005-06)
	* Redshirted 2002-03 season
Lindsey Harding.....	140 games (2002-03 – 2006-07)
Mistie Bass.....	142 games (2002-03 – 2005-06)

* Redshirted 2004-05 season

Individual Records**Points**

- 35 Carey Kauffman vs. UNCA, 11-30-94
35 Alana Beard vs. Maryland, 1-2-02

Points by Opponent

- 33 Jennie Simms, Old Dominion, 11-22-16
33 Chasity Melvin, N.C. State, 2-12-97

Field Goals

- 16 Sue Harnett vs. VCU, 12-10-88

Field Goals by Opponent

- 14 Chasity Melvin, N.C. State, 2-12-97
14 Tracy Reid, North Carolina, 2-21-97

Fields Goal Attempted

- 25 Stacy Hurd vs. Vanderbilt, 3-13-82
25 Sue Harnett vs. VCU, 12-10-88

Fields Goal Attempted by Opponent

- 28 Andrea Riley, Oklahoma St., 11-14-08

Three-Pointers Made

- 7 Rebecca Greenwell vs. UNC, 2-25-18
7 Lexie Brown vs. NC State, 1-7-18
7 Jessica Foley vs. Georgia Tech, 1-17-05
7 Nicole Erickson vs. Clemson, 1-14-99

Three-Pointers Made by Opponent

- 8 Kelly Morrone, South Carolina, 11-25-01

Three-Pointers Attempted

- 20 Rebecca Greenwell vs Longwood, 11-15-16

Free Throws

- 15 Nicole Johnson vs. Wake Forest, 2-26-92

Free Throws by Opponent

- 14 J. Pierce, Georgia Tech, 1-29-93

Free Throws Attempted

- 22 Tara McCarthy vs. UNC, 2-24-78

Free Throws Attempted by Opponent

- 18 Deana Tate, Maryland, 2-22-86

Rebounds

- 24 Barb Krause vs. Catawba, 1-10-79

Rebounds by Opponent

- 20 Robyn Fairbanks, Utah Valley, 12-18-07

Assists

- 13 Chelsea Gray vs. Plttsburgh, 12-4-11

Assists by Opponent

- 12 Dawn Staley, Virginia, 2-11-89

Steals

- 10 Abby Waner vs. Utah Valley, 12-18-07

Steals by Opponent

- 8 Pam Leake, UNC, 1-7-86
8 Donna Holt, Virginia, 2-21-87
8 Imani Tate, Albany, 3-20-15

Blocks

- 11 Sarah Sullivan vs. Richmond, 1-22-83

Blocks by Opponent

- 7 Waltiea Rolle, North Carolina, 2-7-11
7 Jassany Williams, Auburn, 11-18-11

Team Records**Points**

- 128 vs. Howard, 12-6-02

Points by Opponent

- 107 vs. Clemson, 1-10-92

Points by Two Teams

- 191 vs. Georgia Tech, 1-28-89

Field Goals

- 51 vs. Howard, 12-6-02

Field Goals by Opponent

- 44 N.C. State, 1-10-90

Field Goals Attempted

- 97 vs. Morgan State, 11-26-93

Field Goal Attempts by Opponent

- 82 N.C. State, 2-6-91 and Charleston, 12-18-90

Field Goal Percentage

- 68.2 vs. Arkansas State, 11-25-05

Field Goal Percentage by Opponent

- 65.5 Virginia, 1-25-94

Three-Pointers Made

- 13 vs. Georgia Tech, 1-17-05

Three-Pointers Made by Opponent

- 14 DePaul, 3-24-14
14 North Carolina, 3-1-15

Three-Pointers Attempted

- 30 vs. Georgia Tech, 1-17-05

Free Throws

- 29 vs. North Carolina, 1-27-00

Free Throws by Opponent

- 30 Virginia, 2-27-87 and NCSU, 1-21-87

Free Throw Attempted

- 44 vs. Howard, 11-30-87

Free Throw Attempted by Opponent

- 45 N.C. State, 1-21-87

Free Throw Percentage

- 1.00 (17-17) vs. Virginia Tech, 1-19-17

Free Throw Percentage by Opponent

- 1.00 (9-9) Liberty, 12-29-17
1.00 (8-8) Oregon State, 11-25-17
1.00 (8-8) Maryland, 1-22-12

Rebounds

- 69 vs. Buffalo, 11-25-14

Rebounds by Opponent

- 57 Virginia, 2-13-93

Assists

- 36 vs. UNC Wilmington, 12-20-11

Assists by Opponent

- 29 N.C. State, 1-10-90

Steals

- 31 N.C. Central, 12-28-09

Steals by Opponent

- 24 Virginia, 1-5-91

Blocks

- 16 Winthrop, 11-15-15

Blocks by Opponent

- 11 Auburn, 11-18-11

Forced Turnovers by Duke

- 45 vs. N.C. Central, 12-28-09
45 vs. Morgan State, 11-26-93

Largest Halftime Lead

- 56 vs. N.C. Central (65-9), 12-12-98

Most Points Scored in First Half

- 65 vs. N.C. Central, 12-28-10
65 vs. Fairfield, 11-22-05
65 vs. Morgan State, 11-26-93

Most Points Scored in First Half by Opponent

- 52 Virginia, 2-29-97

Most Points Scored in Second Half

- 70 vs. Stephen F. Austin, 11-29-03

Most Points Scored in Second Half by Opponent

- 60 N.C. State, 1-19-88

Largest Winning Margin

- +89 vs. N.C. Central (117-28), 12-28-10

Largest Winning Margin by Opponent

- +36 Virginia, 2-13-93

Cameron Notables**First Game**

N.C. Central 64, Duke 36 • Jan. 15, 1976

First Victory

Duke 64, UNC Charlotte 60 • Jan. 25, 1977

First Home ACC Win

Duke 70, Georgia Tech 55 • Jan. 13, 1979

100th Victory

Duke 77, Western Carolina 64 • Dec. 6, 1989

200th Victory

Duke 79, Holy Cross 51 • March 13, 1999

250th Victory

Duke 106, Charleston Southern 38 • Dec. 16, 2002

300th Victory

Duke 71, Marist 50 • Nov. 17, 2006

350th Victory

Duke 83, Virginia 65 • Feb. 26, 2010

400th Victory

Duke 92, Alabama 57 • Nov. 17, 2013

450th Victory

Duke 84, Virginia Tech 59 • Jan. 19, 2017

Record in Cameron Indoor Stadium

Year	Record	Pct.	Average Attendance	Single Game High
1975-76	0-8	.000	--	--
1976-77	2-5	.286	--	--
1977-78	0-9	.000	--	--
1978-79	8-3	.727	--	--
1979-80	8-3	.727	--	--
1980-81	8-3	.727	172	278
1981-82	8-5	.615	232	500
1982-83	9-3	.750	261	800
1983-84	9-5	.643	210	300
1984-85	8-3	.727	280	500
1985-86	11-2	.846	573	3,200
1986-87	12-3	.800	838	4,872
1987-88	9-4	.692	744	2,257
1988-89	5-8	.385	895	1,850
1989-90	9-3	.750	933	3,000
1990-91	8-6	.571	803	3,000
1991-92	7-7	.500	1,006	3,800
1992-93	7-6	.539	533	2,177
1993-94	10-3	.769	696	1,200
1994-95	12-2	.857	1,482	5,000
1995-96	11-3	.786	1,934	6,500
1996-97	11-2	.846	1,749	5,478
1997-98	14-1	.933	2,357	5,879
1998-99	15-1	.938	2,680	8,572
1999-00	16-2	.889	2,977	5,721
2000-01	14-1	.933	4,626	8,933
2001-02	15-1	.938	3,919	6,904
2002-03	13-1	.929	5,577	9,314
2003-04	14-1	.933	6,237	9,314
2004-05	13-1	.929	4,966	8,240
2005-06	12-1	.923	6,073	9,314
2006-07	14-0	1.000	5,852	9,314
2007-08	10-3	.769	6,764	9,314
2008-09	14-0	1.000	6,665	9,314
2009-10	16-1	.941	4,714	9,314
2010-11	17-0	1.000	5,216	9,314
2011-12	13-1	.929	5,361	8,595
2012-13	16-0	1.000	4,958	9,314
2013-14	13-4	.765	4,814	9,314
2014-15	17-1	.944	4,590	9,314
2015-16	11-5	.687	4,496	7,622
2016-17	17-1	.944	3,688	6,718
2017-18	16-1	.941	4,058	9,314
2018-19	9-4	.692	3,883	9,314

Top Single-Game Cameron Attendance Marks

Attendance	Opponent	Date	Result
9,314	North Carolina	3-3-19	W, 62-44
9,314	North Carolina	2-25-18	W, 70-54
9,314	North Carolina	3-1-15	W, 81-80
9,314	Connecticut	12-17-13	L, 61-83
9,314	North Carolina	3-3-13	W, 65-58
9,314	North Carolina	2-27-11	W, 66-58
9,314	Connecticut	1-18-10	L, 48-81
9,314	North Carolina	3-1-09	W, 81-79 (OT)
9,314	Maryland	2-17-08	L, 69-76
9,314	North Carolina	2-4-08	L, 76-93
9,314	Tennessee	1-28-08	L, 64-67
9,314	North Carolina	2-25-07	W, 67-62
9,314	Maryland	1-13-07	W, 81-62
9,314	North Carolina	1-29-06	L, 70-74
9,314	Tennessee	1-23-06	W, 75-53
9,314	Tennessee	1-24-04	L, 69-72
9,314	North Carolina	1-11-04	W, 79-57
9,314	North Carolina	2-20-03	W, 97-63
9,314	Connecticut	2-1-03	L, 65-77
8,874	N.C. State	3-2-03	W, 86-60
8,572	North Carolina	2-21-99	W, 88-78
8,257	North Carolina	2-26-01	W, 72-67

• A sellout crowd in Cameron Indoor Stadium is 9,314

Top Season Cameron Attendance Marks

	Year	Total Games	Total Attendance	Average
1.	2007-08	13	87,931	6,764
2.	2008-09	14	93,174	6,655
3.	2003-04	15	93,553	6,237
4.	2005-06	13	78,948	6,073
5.	2006-07	14	81,921	5,852
6.	2002-03	14	78,072	5,577
7.	2011-12	14	75,054	5,361
8.	2010-11	17	88,667	5,216
9.	2004-05	14	69,526	4,966
10.	2012-13	16	79,328	4,958
11.	2013-14	17	81,842	4,814
12.	2009-10	17	80,134	4,714
13.	2000-01	15	69,390	4,626
14.	2014-15	18	82,615	4,590
15.	2015-16	16	71,944	4,496
16.	2017-18	17	68,993	4,058
17.	2001-02	16	62,698	3,919
18.	2018-19	13	50,476	3,883
19.	2016-17	18	66,378	3,688
20.	1998-99	16	48,879	3,055
21.	1999-00	18	53,583	2,978
22.	1997-98	15	35,359	2,357
23.	1995-96	14	27,075	1,934
24.	1996-97	13	22,736	1,749
25.	1994-95	14	20,754	1,482

[7/7] Duke 82, Old Dominion 66

November 20, 2014
Norfolk, Va. (Ted Constant Convocation Center)

Table with 13 columns: Player, FG, 3FG, FT, REB, PF, TP, A, TO, B, S, Min. Includes totals for Duke (35-64, 6-19, 6-8) and Old Dominion (15-29, 4-8, 2-1-3).

FG's (1st half: 17-34, 50%; 2nd half: 18-30, 60.0%)
3FG's (1st half: 2-9, 22.2%; 2nd half: 4-10, 40.0%)
FT's (1st half: 0-0, 0%; 2nd half: 6-8, 75.0%)

Detailed player statistics for Duke and Old Dominion. Duke's top scorers: Painter (6-11), Minors (6-15). Old Dominion's top scorers: Simms (5-16), Holopainen (2-5).

FG's (1st half: 13-30, 43.3%; 2nd half: 15-37, 40.5%)
3FG's (1st half: 3-11, 27.3%; 2nd half: 5-14, 35.7%)
FT's (1st half: 2-6, 33.3%; 2nd half: 0-2, 0.0%)

Officials: Gina Cross, Angelica Suffren, Luis Gonzalez
Attendance: 3452 • Technical Fouls: None.

Score by Periods table for Duke and Old Dominion showing 1st, 2nd, and Total scores.

Ka'lia Johnson Nets Triple-Double

Blue Devil senior Ka'lia Johnson traveled to near home state of Virginia and notched the seventh triple-double in school history with a career-high 18 points, career-high 13 assists and tied a career high with 11 rebounds in 35 minutes of action.

Johnson's previous career high of assists was four and points was 12 prior to the impressive night. She hit 7-of-9 field goals on the evening and had one steal.

[7/6] Duke 76, Wake Forest 58

January 6, 2012
Winston-Salem, N.C. (Joel Coliseum)

Table with 13 columns: Player, FG, 3FG, FT, REB, PF, TP, A, TO, B, S, Min. Includes totals for Duke (27-58, 3-8, 19-25) and Wake Forest (20-37, 5-13, 2-2).

FG's (1st half: 14-32, 43.8%; 2nd half: 13-26, 50.0%)
3FG's (1st half: 1-3, 33.3%; 2nd half: 2-5, 40.0%)
FT's (1st half: 5-9, 55.6%; 2nd half: 14-16, 87.5%)

Detailed player statistics for Duke and Wake Forest. Duke's top scorers: Walker (2-9), Garcia (0-11), Thomas (1-7). Wake Forest's top scorers: Boykin (10-25), Hall (1-1).

FG's (1st half: 10-38, 26.3%; 2nd half: 13-42, 31.0%)
3FG's (1st half: 4-6, 66.7%; 2nd half: 3-10, 30.0%)
FT's (1st half: 3-7, 42.9%; 2nd half: 2-6, 33.3%)

Officials: Eric Brewton, Denise Brooks, Rachelle Jones
Attendance: 1,358 • Technical Fouls: None

Score by Periods table for Duke and Wake Forest showing 1st, 2nd, and Total scores.

Elizabeth Williams Nets Triple-Double

Blue Devil freshman Elizabeth Williams netted the fifth triple-double in school history at Wake Forest on January 6, 2012 with 18 points, 16 rebounds and 12 blocked shots.

Williams' 12 blocks was a new ACC and Duke record, while her 16 rebounds matched a Blue Devil freshman record. She played 33 minutes and hit 6-of-13 field goals.

In the first half, Williams posted four points, 10 rebounds and nine blocked shots in 19 minutes of play.

Duke was the only team in the nation in 2011-12 to have two student-athletes notch triple-doubles in the same season, while becoming just the fourth school in NCAA history as well.

[7/6] Duke 92, Pittsburgh 43

December 4, 2011
Durham, N.C. (Cameron Indoor Stadium)

Table with 13 columns: Player, FG, 3FG, FT, REB, PF, TP, A, TO, B, S, Min. Includes totals for Duke (14-59, 5-12, 10-16) and Pittsburgh (18-23, 4-11, 18-43).

FG's (1st half: 7-33, 21.2%; 2nd half: 7-26, 26.9%)
3FG's (1st half: 2-4, 50.0%; 2nd half: 3-8, 37.5%)
FT's (1st half: 6-9, 66.7%; 2nd half: 4-7, 57.1%)

Detailed player statistics for Duke and Pittsburgh. Duke's top scorers: Peters (5-11), Williams (5-14), Gray (5-7). Pittsburgh's top scorers: Wells (6-8), Gray (5-7).

FG's (1st half: 20-39, 51.3%; 2nd half: 16-33, 48.5%)
3FG's (1st half: 6-8, 75.0%; 2nd half: 4-8, 50.0%)
FT's (1st half: 3-5, 60.0%; 2nd half: 7-13, 55.6%)

Officials: Lawson Newton, Sue Blauch, Tom Danaher
Attendance: 4,428 • Technical Fouls: None

Score by Periods table for Pittsburgh and Duke showing 1st, 2nd, and Total scores.

Chelsea Gray Collects Triple-Double

Junior Chelsea Gray posted the fourth triple-double in school history against Pittsburgh on Dec. 4, 2011 with 14 points, 13 assists and 11 rebounds.

Gray's 13 assists were a Duke single-game record as she saw action in 33 minutes. She also tied a then career high with six steals against the Panthers.

In the first half, Gray had 10 points, eight assists and six rebounds.

Duke was the only team in the nation in 2011-12 to have two student-athletes notch triple-doubles in the same season, while becoming just the fourth school in NCAA history as well.

[10/12] Duke 74, Marquette 43

		November 27, 2009 Cancun, Mexico (Moon Palace Resort)										
DUKE	FG	3FG	FT	REB	PF	TP	A	TO	B	S	Min	
Mitchell	f	5-8	1-1	2-2	1-2-3	1	13	0	1	0	1	20
Cheek	f	5-10	1-4	0-2	3-5-8	2	11	0	2	1	2	21
K. Thomas	c	6-6	0-0	0-2	2-3-5	2	12	1	0	1	0	25
J. Thomas	g	3-11	1-5	4-4	2-9-11	2	11	12	5	1	2	36
Jackson	g	0-2	0-1	0-2	0-0-0	3	0	1	1	0	0	16
Hopkins	1-1	0-0	0-0	0-1-1	1	2	0	1	0	1	1	13
Selby	4-6	1-3	0-0	0-3-3	0	9	2	2	1	0	15	
Christmas	1-5	0-2	0-0	1-2-3	0	2	1	0	0	1	21	
Scheer	1-2	0-1	0-2	0-1-1	0	2	0	0	0	1	5	
Rogers	0-0	0-0	0-0	1-2-3	0	0	1	1	0	0	6	
Vernerey	5-8	0-0	2-3	0-2-2	2	12	0	4	0	0	22	
TEAM				0-3-3								
Totals	31-59	4-17	8-17	10-33-43	13	74	18	17	4	8	200	
Pct.	52.5	23.5	47.1	DB: 3								

FG's (1st half: 12-25, 48.0%; 2nd half: 19-34, 55.9%)
 3FG's (1st half: 3-11, 27.3%; 2nd half: 1-6, 16.7%)
 FT's (1st half: 2-3, 66.7%; 2nd half: 6-14, 42.9%)

		Marquette										
Pachko	FG	3FG	FT	REB	PF	TP	A	TO	B	S	Min	
Pachko	f	3-9	0-2	0-1	6-4-10	4	6	0	5	1	0	27
Thomas-Johnson	f	4-13	4-11	1-2	2-1-3	4	13	1	3	0	1	30
Jones	f	2-6	0-0	0-2	2-1-3	0	4	1	1	0	1	25
Harris	g	1-7	0-2	0-2	1-6-7	2	2	3	4	0	0	27
Robinson	g	2-13	1-7	3-4	2-4-6	1	8	1	2	0	1	35
McMorris	1-9	0-4	0-0	2-2-4	4	2	4	2	0	2	18	
Fiedorowicz	0-4	0-4	0-0	0-0-0	2	0	0	1	0	1	8	
Simmons	2-3	0-0	0-0	3-2-5	0	4	0	0	0	0	14	
TEAM	2-4	0-2	0-0	1-2-3	1	4	0	1	0	0	16	
Totals	17-68	5-32	4-11	22-24-46	18	43	10	19	1	6	200	
Pct.	25.0	15.6	36.4	DB: 3								

FG's (1st half: 6-28, 21.4%; 2nd half: 11-40, 27.5%)
 3FG's (1st half: 1-14, 7.1%; 2nd half: 4-18, 22.2%)
 FT's (1st half: 3-6, 50.0%; 2nd half: 1-5, 20.0%)

Officials: Dawn Marsh, Felicia Grinter, Shannon Feck
 Attendance: 105 • Technical Fouls: None

Score by Periods	1st	2nd	Total
Duke	29	45	74
Marquette	16	27	43

Jasmine Thomas Posts Triple-Double

As a junior, Jasmine Thomas registered just the third triple-double in school history on November 27, 2009 during the Caribbean Challenge in Cancun, Mexico.

Thomas totaled 11 points, 12 assists and 11 rebounds in 36 minutes. The 12 assists matched the Duke single-game record at the time.

The Blue Devils went on to notch a 74-43 victory over Marquette in the contest.

[1/1] Duke 99, Miami 93

		February 19, 2006 Miami, Fla. (BankUnited Center)										
DUKE	FG	3FG	FT	REB	PF	TP	A	TO	B	S	Min	
Williams	f	4-10	0-0	4-5	2-4-6	3	12	1	1	2	1	36
Currie	f	11-18	6-9	15-16	1-5-6	4	43	2	5	1	2	40
Black	c	4-11	0-0	2-5	8-6-14	4	10	5	3	3	1	35
Harding	g	2-8	0-2	3-8	1-5-6	1	7	3	9	1	3	41
Smith	g	4-8	0-3	3-6	0-4-4	5	11	3	2	0	0	32
E. Waner	0-0	0-0	0-0	0-0-0	0	0	0	0	0	0	0	2
Kurz	0-0	0-0	0-0	1-2-3	1	0	0	0	0	0	4	
A. Waner	1-3	1-3	0-0	0-0-0	3	3	1	4	0	1	19	
Foley	2-3	0-1	2-2	0-1-1	1	6	1	1	0	0	24	
Bales	3-4	0-0	1-1	1-3-4	1	7	0	1	1	2	17	
TEAM				1-4-5								
Totals	31-65	7-18	30-43	15-34-49	23	99	16	26	8	10	250	
Pct.	47.7	38.9	69.8	DB: 5								

FG's (1st half: 16-30, 53.3%; 2nd half: 11-25, 44.0%; OT: 4-10, 40.0%)
 3FG's (1st half: 4-10, 40.0%; 2nd half: 2-5, 40.0%; OT: 1-3, 33.3%)
 FT's (1st half: 4-5, 80.0%; 2nd half: 9-16, 56.3%; OT: 17-22, 77.3%)

		Miami										
T. James	FG	3FG	FT	REB	PF	TP	A	TO	B	S	Min	
T. James	f	9-19	1-5	13-14	2-9-11	4	32	3	4	0	5	45
L. James	f	3-6	0-1	0-0	1-4-5	3	6	0	1	0	1	19
Knight	g	7-12	4-6	2-2	2-5-7	5	20	1	4	1	1	33
Taylor	g	2-17	1-6	5-6	2-2-4	3	10	4	4	0	4	44
Hayek	g	2-5	2-5	0-0	2-0-2	4	6	4	3	1	2	25
Audibert	0-0	0-0	0-0	0-1-1	1	0	0	0	0	0	6	
Dhababu	2-4	0-0	0-0	0-1-1	5	4	0	0	0	0	11	
Grimsley	5-12	0-1	2-4	2-2-4	4	12	2	8	2	2	38	
Cunningham	1-2	1-2	0-1	0-0-0	3	3	1	0	0	0	29	
TEAM				6-3-9								
Totals	31-77	9-26	22-27	17-27-44	32	93	15	24	4	15	250	
Pct.	40.3	34.6	81.5	DB: 0								

FG's (1st half: 12-29, 41.4%; 2nd half: 14-32, 43.8%; OT: 5-16, 31.3%)
 3FG's (1st half: 3-11, 27.3%; 2nd half: 4-9, 44.4%; OT: 2-6, 33.3%)
 FT's (1st half: 6-8, 75.0%; 2nd half: 8-9, 88.9%; OT: 8-10, 80.0%)

Officials: Barbara Smith, Robert Trammell, Luis Gonzalez
 Attendance: 1,648 • Technical Fouls: None

Score by Periods	1st	2nd	OT	2OT	Total
Duke	40	33	5	21	99
Miami	33	40	5	15	93

Currie Sets Duke Single Game Scoring Mark

Monique Currie registered a Duke single game scoring mark with 43 points at Miami on Feb. 19, 2006. The previous high for a Blue Devil was 41 by Alana Beard.

Currie scored 28 points through the second half of play before notching 15 points in the two overtimes to help the Blue Devils notch a 99-93 overtime victory.

In the second overtime, Currie hit 11 free throws to seal the victory. For the game, she hit 11-of-18 field goals and 15-of-16 free throws in 40 minutes.

[2/2] Duke 87, Florida State 68

		January 5, 2006 Durham, N.C. (Cameron Indoor Stadium)										
Florida State	FG	3FG	FT	REB	PF	TP	A	TO	B	S	Min	
Adeduntan	f	6-12	3-6	2-2	2-3-5	2	17	0	3	1	1	32
Miller	c	4-9	0-0	1-2	1-2-3	4	9	1	3	2	0	25
Neely	g	1-7	0-0	1-2	3-3-6	2	3	4	2	0	2	24
Johnson	g	2-9	1-3	0-0	0-3-3	1	5	1	4	0	1	31
Gladden	g	4-10	0-0	1-3	2-4-6	4	9	2	3	0	3	18
Freshour	1-1	1-1	1-2	1-0-1	1	4	1	1	0	1	11	
Davis-Cain	4-8	1-3	1-2	1-0-1	4	10	0	2	0	1	24	
Lautsch	0-0	0-0	0-0	0-0-0	0	0	0	0	0	0	4	
Williams	2-7	0-0	3-4	2-4-6	1	7	4	2	0	3	19	
Anthony	1-3	0-0	2-4	2-1-3	2	4	0	0	0	0	12	
TEAM				1-3-4								
Totals	25-66	6-13	12-21	15-23-38	21	68	13	20	3	12	200	
Pct.	37.9	46.2	57.1	DB: 4								

FG's (1st half: 13-34, 38.2%; 2nd half: 12-32, 37.5%)
 3FG's (1st half: 5-10, 50.0%; 2nd half: 1-3, 33.3%)
 FT's (1st half: 4-7, 57.1%; 2nd half: 8-14, 57.1%)

		Duke										
Williams	FG	3FG	FT	REB	PF	TP	A	TO	B	S	Min	
Williams	f	7-9	0-0	2-6	1-5-6	2	16	3	1	1	0	30
Currie	f	7-12	2-3	5-6	3-9-12	1	21	11	5	0	3	35
Bales	c	5-7	0-0	4-6	3-6-9	4	14	1	4	3	1	22
A. Waner	g	2-8	1-5	2-2	0-5-5	2	7	1	2	1	1	23
Harding	g	5-10	1-3	1-2	1-1-2	0	12	3	2	1	1	32
E. Waner	0-1	0-0	0-0	0-0-0	1	0	0	0	0	0	4	
Kurz	1-2	1-1	0-0	1-1-2	2	3	1	0	0	3	9	
Black	2-4	0-0	0-0	2-3-5	3	4	0	1	2	2	13	
Smith	2-4	0-0	4-4	0-1-1	1	8	3	3	0	1	16	
Foley	0-3	0-2	0-1	0-0-0	1	0	0	1	0	0	11	
Gay	1-1	0-0	0-0	1-0-1	0	2	0	0	0	0	5	
TEAM				0-1-1								
Totals	32-61	5-14	18-27	12-32-44	17	87	23	19	8	12	200	
Pct.	52.5	35.7	66.7	DB: 2								

FG's (1st half: 19-35, 54.3%; 2nd half: 13-26, 50.0%)
 3FG's (1st half: 4-9, 44.4%; 2nd half: 1-5, 20.0%)
 FT's (1st half: 7-7, 100.0%; 2nd half: 11-20, 55.0%)

Officials: Joe Cunningham, Mark Hardcastle, Tom Baldinelli
 Attendance: 4,675 • Technical Fouls: None

Score by Periods	1st	2nd	Total
Florida State	35	33	68
Duke	49	38	87

Currie Collects Triple-Double at Florida State

For just the second time in school history, Monique Currie registered a triple-double with 21 points, 11 assists and 12 rebounds on Jan. 5, 2006 versus Florida State.

Currie registered 14 points, six assists and four rebounds in the first half, before notching seven points, five assists and eight rebounds in the second stanza.

She played 35 minutes, while hitting 7-of-12 field goals in the Blue Devil victory.

[1/1] Duke 60, Virginia 59

January 9, 2003
Charlottesville, Va. (University Hall)

Table with columns: DUKE, FG, 3FG, FT, REB, PF, TP, A, TO, B, S, Min. Rows include Tillis, Matyasovsky, Bass, Krapohl, Beard, Mosch, Harding, Whitley, TEAM, and Totals.

FG's (1st half: 6-26, 23.1%; 2nd half: 13-33, 39.4%)
3FG's (1st half: 0-5, 0.0%; 2nd half: 1-6, 16.7%)
FT's (1st half: 11-16, 68.8%; 2nd half: 10-14, 71.4%)

Table with columns: Virginia, FG, 3FG, FT, REB, PF, TP, A, TO, B, S, Min. Rows include Sardin, Crosswhite, O'Reggio, Blue, Grant/Fairley, Dickson, Jaeger, Chatman, Prillman, Logan/Friend, Sahin, TEAM, and Totals.

FG's (1st half: 12-29, 41.4%; 2nd half: 9-25, 37.5%)
3FG's (1st half: 1-6, 16.7%; 2nd half: 0-4, 0.0%)
FT's (1st half: 3-6, 50.0%; 2nd half: 13-13, 100%)

Officials: Nan Sisk, Dan Outlaw, Mark Zentz
Attendance: 4,172 • Technical Fouls: None

Score by Periods table with columns: 1st, 2nd, Total. Rows for Duke and Virginia.

Beard Tallies School-Record 41 Points

Led by Alana Beard's record-breaking performance, top-ranked Duke downed Virginia, 60-59 on Jan. 9, 2003 in Charlottesville, Va.

Beard collected 14 points in the first half before scoring 27 points in the second stanza on 10-of-19 shooting on her way to scoring a school-record 41 points.

She scored Duke's final six points of the game, including two free throws with one second remaining to clinch the Blue Devil win.

Duke 128, Howard 53

December 6, 2002
Durham, N.C. (Cameron Indoor Stadium)

Table with columns: Howard, FG, 3FG, FT, REB, PF, TP, A, TO, B, S, Min. Rows include Kirk, Ruglass, Askew, Petty, Shelton, Johnson, Wiggins, Hicks, James, Hodgson, Vickers, TEAM, and Totals.

FG's (1st half: 11-33, 33.3%; 2nd half: 7-30, 23.3%)
3FG's (1st half: 1-5, 20.0%; 2nd half: 4-13, 30.8%)
FT's (1st half: 0-1, 0.0%; 2nd half 12-14, 85.7%)

Table with columns: DUKE, FG, 3FG, FT, REB, PF, TP, A, TO, B, S, Min. Rows include Tillis, Matyasovsky, Bass, Krapohl, Beard, Mosch, Harding, Smith, Foley, Whitley, TEAM, and Totals.

FG's (1st half: 23-42, 54.8%; 2nd half: 28-42, 66.7%)
3FG's (1st half: 3-7, 42.9%; 2nd half: 3-9, 33.3%)
FT's (1st half: 11-13, 84.6%; 2nd half: 9-12, 75.0%)

Officials: Lawson Newton, Michael Utley, Mark Hardcastle
Attendance: 2,417 • Technical Fouls: None

Score by Periods table with columns: 1st, 2nd, Total. Rows for Howard and Duke.

Duke Scores School-Record 128 Points

Duke registered a school-record 128 points as the Blue Devils downed Howard, 128-53. The Blue Devils hit 60.7 percent of their field goals led by seven different Duke players in double-digits.

[4/4] Duke 92, [15/16] Clemson 42

January 28, 2001
Durham, N.C. (Cameron Indoor Stadium)

Table with columns: Clemson, FG, 3FG, FT, REB, PF, TP, A, TO, B, S, Min. Rows include Forns, Giennay, Batth, Scott, Floyd, Slosser, Gaines, Queen, Stokes, Aderhold, Crowe, TEAM, and Totals.

FG's (1st half: 8-23, 34.8%; 2nd half: 9-26, 34.6%)
3FG's (1st half: 1-6, 16.7%; 2nd half: 2-5, 40.0%)
FT's (1st half: 2-4, 50.0%; 2nd half: 3-6, 50.0%)

Table with columns: DUKE, FG, 3FG, FT, REB, PF, TP, A, TO, B, S, Min. Rows include Parent, Tillis, Mosch, Craig, Schweitzer, Krapohl, Gebisa, Gvozdenovic, West, Brown, Matyasovsky, White, TEAM, and Totals.

FG's (1st half: 21-35, 60.0%; 2nd half: 14-27, 51.9%)
3FG's (1st half: 5-10, 50.0%; 2nd half: 5-11, 45.5%)
FT's (1st half: 9-10, 90.0%; 2nd half: 3-4, 75.0%)

Officials: Dennie Demayo, Tommy Salerno, Dan Outlaw
Attendance: 6,194 • Technical Fouls: None

Score by Periods table with columns: 1st, 2nd, Total. Rows for Clemson and Duke.

Mosch is Perfect from the Field Against Clemson

With Duke All-America Alana Beard out with an injury, Sheana Mosch hit a school-record 12-of-12 field goals on her way to scoring 30 points and grabbing 11 rebounds in a 92-42 victory over 15th-ranked Clemson on Jan. 28, 2001.

During the four-game stretch Beard was injured, Mosch averaged 26.5 points, 6.0 rebounds, 2.5 assist and 2.0 steals. She hit 71.2 percent of her field goals and 66.7 from downtown. Mosch led Duke to a 4-0 record during that stretch, including victories over two ranked opponents.

For her efforts, Mosch was named National Star of the Week by WomensCollegeHoops.com and earned one ACC Player of the Week honor.

Duke 74, North Carolina 72

January 25, 1995
Durham, N.C. (Cameron Indoor Stadium)

UNC box score table with columns: Player, FG, 3FG, FT, REB, PF, TP, A, TO, B, S, Min. Includes totals and percentages.

FG's (1st half: 13-36, 36.1%; 2nd half: 16-45, 35.6%)
3FG's (1st half: 3-9, 33.3%; 2nd half: 3-12, 25.0%)
FT's (1st half: 7-9, 77.8%; 2nd half: 1-4, 25.0%)

DUKE box score table with columns: Player, FG, 3FG, FT, REB, PF, TP, A, TO, B, S, Min. Includes totals and percentages.

FG's (1st half: 15-32, 46.9%; 2nd half: 19-39, 48.7%)
3FG's (1st half: 1-3, 33.3%; 2nd half: 1-3, 33.3%)
FT's (1st half: 2-2, 100.0%; 2nd half: 2-6, 33.3%)

Officials: Lawson Newton, Richard Frankof, Ken Chepy
Attendance: 5,000 • Technical Fouls: None

Score by Periods table with columns: Period, Duke, North Carolina, Total.

Duke Upsets No. 3 North Carolina

On Jan. 25, 1995, the Blue Devils registered a 74-72 victory over third-ranked North Carolina. The win marked the first time Duke had knocked off a top-three ranked Tar Heel squad.

In the victory, Allison Day hit the game-winner as time expired. Day took an inbounds pass from Jen Scanlon, wheeled and shot from the left baseline as the clock hit one second. By the time the ball had bounced five times on the rim, the clock had expired and 5,000 fans were waiting anxiously to see if it would drop through the net. It did, and the Blue Devils ended a 32-game winning streak by the defending national champion Tar Heels.

Duke 70, Manhattan 55

March 11, 1987
Durham, N.C. (Cameron Indoor Stadium)

Manhattan box score table with columns: Player, FG, 3FG, FT, REB, PF, TP, A, TO, B, S, Min. Includes totals and percentages.

FG's (1st half: 13-27, 48.1%; 2nd half: 8-33, 24.2%)
3FG's (1st half: 0-0, 0.0%; 2nd half: 0-0, 0.0%)
FT's (1st half: 3-7, 42.9%; 2nd half: 10-14, 71.4%)

DUKE box score table with columns: Player, FG, 3FG, FT, REB, PF, TP, A, TO, B, S, Min. Includes totals and percentages.

FG's (1st half: 10-25, 40.0%; 2nd half: 17-35, 48.6%)
3FG's (1st half: 0-0, 0.0%; 2nd half: 0-0, 0.0%)
FT's (1st half: 9-13, 69.2%; 2nd half: 7-12, 58.3%)

Officials: Ron Collins, Vicky Davis
Attendance: 1,200 est. • Technical Fouls: None

Score by Periods table with columns: Period, Duke, Manhattan, Total.

Blue Devils Net First NCAA Tournament Win

For the first time in school history, the Blue Devils made an appearance in the NCAA Tournament on March 11, 1987. Duke welcomed Manhattan to Cameron Indoor Stadium and the Blue Devils went on to produce a 70-55 victory in front of an estimated 1,200 fans.

Katie Meier led Duke with the first triple-double in school history as she notched 16 points, 11 rebounds and 10 assists in 32 minutes of play. Chris Moreland added a game-high 25 points.

Duke 82, Catawba 33

January 10, 1979
Durham, N.C. (Cameron Indoor Stadium)

Catawba box score table with columns: Player, FG, 3FG, FT, REB, PF, TP, A, TO, B, S, Min. Includes totals and percentages.

FG's (1st half: 42.1%; 2nd half: 21.6%)
3FG's (1st half: 0-0, 0.0%; 2nd half: 0-0, 0.0%)
FT's (1st half: 84.6%; 2nd half: 56.6%)

DUKE box score table with columns: Player, FG, 3FG, FT, REB, PF, TP, A, TO, B, S, Min. Includes totals and percentages.

FG's (1st half: 38.2%; 2nd half: 41.3%)
3FG's (1st half: 0-0, 0.0%; 2nd half: 0-0, 0.0%)
FT's (1st half: 28.5%; 2nd half: 40.0%)

Technical Fouls: None

Score by Periods table with columns: Period, Duke, Catawba, Total.

Krause Pulls Down School Record Rebounds

During an 82-33 victory over Catawba, Barb Krause pulled down a school-record 24 rebounds as she played 29 minutes in the win.

Krause added 15 points in the Blue Devil victory as the Duke defense held Catawba to only six points in the second half.

Team**Most Points Scored**

By Duke 120 vs. Alabama (3OT), 3-18-95
 By Opponent 121 by Alabama (3OT), 3-18-95

Fewest Points Scored

By Duke 40 vs. Connecticut, 3-29-11
 By Opponent 27 by Southern, 3-19-06

Largest Victory Margin

By Duke 69 (96-27) vs. Southern, 3-19-06
 By Opponent 35 (75-40) by Connecticut, 3-29-11

Largest Halftime Margin

By Duke 38 (48-10) vs. Hampton, 3-18-17
 By Opponent 15 by Stanford, 3-26-12

Most Field Goals Made

By Duke 48 vs. Alabama (3OT), 3-18-95
 By Opponent 44 by Alabama (3OT), 3-18-95

Most Field Goals Attempted

By Duke 93 vs. Alabama (3OT), 3-18-95
 By Opponent 114 by Alabama (3OT), 3-18-95

Highest Field Goal Percentage

By Duke656 at Vanderbilt, 3-20-12
 By Opponent556 by Louisiana State, 3-25-00

Fewest Field Goals Scored

By Duke 15, two times
 *most recent* vs. Connecticut, 3-29-11
 By Opponent 11 by Southern, 3-19-06

Fewest Field Goals Attempted

By Duke 44, two times
 *most recent* vs. Old Dominion, 3-20-99
 By Opponent 43, two times
 *most recent* vs. Tennessee-Martin, 3-19-11

Most Three-Point Field Goals

By Duke 11 vs. Norfolk State, 3-15-02
 By Opponent 14 by DePaul, 3-24-14

Most Three-Point Attempts

By Duke 29 vs. Northwestern State, 3-15-04
 By Opponent 52 by Alabama (3OT), 3-18-95

Highest Three-Point Percentage

By Duke636 at Vanderbilt, 3-20-12
 By Opponent500 by Middle Tennessee State, 3-14-98

Most Free Throws Made

By Duke 26 vs. Western Kentucky, 3-20-00
 By Opponent 33 by Illinois, 3-16-97

Most Free Throw Attempts

By Duke 31 vs. Middle Tennessee State, 3-14-98
 31 vs. Minnesota, 3-30-04
 By Opponent 40 by Illinois, 3-16-97

Highest Free Throw Percentage

By Duke 1.000 (16-16) vs. Stanford, 3-26-12
 By Opponent 1.000 by Florida, 3-21-98
 1.000 by LSU, 3-22-10

Most Rebounds

By Duke 67 vs. Alabama (3OT), 3-18-95
 By Opponent 59 by Alabama (3OT), 3-18-95

Most Assists

By Duke 30 vs. Northwestern State, 3-21-04
 By Opponent 22, two times
 *most recent*, by Louisiana State, 3-25-00

Most Steals

By Duke 23 vs. San Diego State, 3-27-10
 By Opponent 16 by Albany, 3-20-15

Most Blocked Shots

By Duke 12 vs. Texas Tech, 3-31-03
 By Opponent 11 by Michigan State, 3-24-09

Top Duke Scoring in NCAA Tournament Action

37	Ali Day (Jr.)	vs. Alabama in 1995
30	Kira Orr (So.)	vs. Alabama in 1995
30	Alana Beard (Sr.)	vs. Marquette in 2004
29	Jasmine Thomas (Jr.)	vs. San Diego State in 2010
29	Alana Beard (Jr.)	vs. Tennessee in 2003
29	Alana Beard (So.)	vs. Norfolk State in 2002
28	Alana Beard (Jr.)	vs. Texas Tech in 2003
27	Alana Beard (Fr.)	vs. SW Missouri State in 2001
27	Alana Beard (Jr.)	vs. Utah in 2003
26	Rebecca Greenwell (Jr.)	vs. Hampton in 2017
26	Chante Black (Jr.)	vs. Arizona State in 2008
26	Abby Waner (So.)	vs. Holy Cross in 2007
26	Alana Beard (So.)	vs. TCU in 2002
25	Leaonna Odom (So.)	vs. Belmont in 2018
25	Lexie Brown (Jr.)	vs. Oregon in 2017
25	Haley Peters (So.)	at Vanderbilt in 2012
25	Sheana Mosch (Fr.)	vs. Western Kentucky in 2000
25	Georgia Schweitzer (Jr.)	vs. Western Kentucky in 2000
25	Chris Moreland (Jr.)	vs. Manhattan in 1987
24	Alana Beard (So.)	vs. South Carolina in 2002
24	Carey Kauffman (Sr.)	vs. Alabama in 1995
24	Payton Black (Fr.)	vs. San Francisco in 1996
24	Nicole Erickson (Sr.)	vs. Old Dominion in 1999
23	Leaonna Odom (Fr.)	vs. Hampton in 2017
23	Chelsea Gray (So.)	vs. Stanford in 2012
23	Tricia Liston (So.)	at Vanderbilt in 2012
23	Karima Christmas (Sr.)	vs. DePaul in 2011
22	Leaonna Odom (So.)	vs. Connecticut in 2018
22	Azura Stevens (Fr.)	vs. Mississippi State in 2015
22	Tricia Liston (So.)	vs. Samford in 2012
22	Alana Beard (Fr.)	vs. UWM in 2001
22	Chris Moreland (Jr.)	vs. Rutgers in 1987
22	Ty Hall (So.)	vs. Oklahoma State in 1995
22	Kira Orr (Sr.)	vs. Illinois in 1997
22	Georgia Schweitzer (So.)	vs. Tennessee in 1999
22	Nicole Erickson (Sr.)	vs. Georgia in 1999
22	Alison Bales (Jr.)	vs. Southern California in 2006
21	Alison Bales (Sr.)	vs. Rutgers in 2007
21	Mistie Williams (Jr.)	vs. Canisius in 2005
21	Nicole Erickson (Jr.)	vs. Louisville in 1998
21	Iceiss Tillis (Jr.)	vs. Georgia in 2003
21	Monique Currie (Jr.)	vs. Boston College in 2005
20	Rebecca Greenwell (Fr.)	vs. Albany in 2015
20	Tricia Liston (Sr.)	vs. Winthrop in 2014
20	Monique Currie (Fr.)	vs. TCU in 2002
20	Rometra Craig (Fr.)	vs. UWM in 2001
20	Nicole Erickson (Jr.)	vs. Florida in 1998
20	Peppi Browne (So.)	vs. Arkansas in 1998
20	Michele Van Gorp (Sr.)	vs. St. Johns in 1999
20	Kira Orr (Sr.)	vs. DePaul in 1997
20	Michele Van Gorp (Sr.)	vs. Georgia in 1999

Individual

Points in a Game

- 37 Ali Day vs. Alabama, 3-18-95 (3OT)
- 30 Alana Beard vs. Marquette, 3-23-04
30 Kira Orr vs. Alabama, 3-18-95 (3OT)
- 29 Jasmine Thomas vs. San Diego St., 3-27-10
29 Alana Beard vs. Tennessee, 4-6-03
29 Alana Beard vs. Norfolk State, 3-15-02

Field Goals Made

- 14 Ali Day vs. Alabama, 3-18-95 (3OT)
- 12 Haley Peters at Vanderbilt, 3-20-12
12 Alana Beard vs. Tennessee, 4-6-03
12 Alana Beard vs. Norfolk State, 3-15-02
12 Kira Orr vs. Alabama, 3-18-95 (3OT)

Field Goals Attempted

- 24 Alana Beard vs. Tennessee, 4-6-03
- 23 Alana Beard vs. Texas Christian, 3-17-02
23 Kira Orr vs. Alabama, 3-18-95 (3OT)
- 22 Jasmine Thomas vs. Connecticut, 3-29-11
22 Jasmine Thomas vs. Marist, 3-21-11
- 21 Kira Orr vs. Illinois, 3-16-97
- 20 Chante Black vs. Arizona State, 3-25-08
20 Alana Beard vs. Texas Tech, 3-31-03
20 Iciss Tillis vs. Oklahoma, 3-29-02
20 Ali Day vs. Alabama, 3-18-95 (3OT)

Field Goal Percentage

- .833 (10-12) Alana Beard vs. Utah, 3-25-03

Minimum 10 field goal attempts

Three-Point Field Goals Made

- 6 Rebecca Greenwell vs. Albany, 3-20-15
6 Abby Waner vs. Holy Cross, 3-18-07
- 5 Nicole Erickson vs. Louisville, 3-16-98
- 4 Rebecca Greenwell vs. Belmont, 3-17-18
4 Lexie Brown vs. Hampton, 3-18-17
4 Tricia Liston vs. Winthrop, 3-22-14
4 Jessica Foley vs. Northwestern St., 3-21-04
4 Vicki Krapohl vs. Norfolk State, 3-15-02
4 Nicole Erickson vs. Georgia, 3-26-99

Three-Point Field Goals Attempted

- 13 Kira Orr vs. Illinois, 3-16-97
- 11 Rebecca Greenwell vs. Belmont, 3-17-18
11 Rebecca Greenwell vs. Albany, 3-20-15
11 Missy West vs. Western Kentucky, 3-20-00
- 9 Abby Waner at Michigan State, 3-24-09
9 Jessica Foley vs. Northwestern State, 3-21-04

Free Throws Made

- 12 Alana Beard vs. Texas Tech, 3-21-03
- 11 Sheana Mosch vs. Western Kentucky, 3-20-00
11 Nicole Erickson vs. Old Dominion, 3-20-99
- 9 Chelsea Gray vs. Stanford, 3-26-12
9 Karima Christmas vs. DePaul, 3-27-11
9 Monique Currie vs. Southern, 3-19-06
9 Sheana Mosch vs. Texas, 3-23-02
9 Monique Currie vs. Texas Christian, 3-17-02

Free Throws Attempted

- 14 Karima Christmas vs. DePaul, 3-27-11
14 Alana Beard vs. Texas Tech, 3-31-03
- 11 Chante Black vs. Texas A&M, 3-20-08
11 Sheana Mosch vs. Western Kentucky, 3-20-00
11 Nicole Erickson vs. Old Dominion, 3-20-99
- 10 Elizabeth Williams vs. Albany, 3-20-15
10 Chante Black vs. Arizona State, 3-25-08

- 10 Monique Currie vs. Southern, 3-19-06
- 10 Sheana Mosch vs. Texas, 3-23-02
- 10 Monique Currie vs. Texas Christian, 3-17-02

Free Throw Percentage

- 1.000 (11-11) Sheana Mosch vs. WKU, 3-20-00
1.000 (11-11) Nicole Erickson vs. ODU, 3-20-99
1.000 (9-9) Chelsea Gray vs. Stanford, 3-26-12
1.000 (8-8) Jasmine Thomas vs. SDSU, 3-27-10
1.000 (7-7) Lexie Brown vs. Oregon, 3-20-17
1.000 (6-6) Rebecca Greenwell vs. Hampton, 3-18-17
1.000 (6-6) Tricia Liston vs. Samford, 3-18-12
1.000 (6-6) Haley Peters vs. Samford, 3-18-12
1.000 (6-6) Monique Currie vs. Georgia, 3-26-05
1.000 (6-6) Nicole Erickson vs. Cal, 3-21-98
1.000 (6-6) Ali Day vs. Alabama, 3-18-95 (3OT)

Minimum six made free throws

Rebounds

- 14 Carey Kauffman vs. Alabama, 3-18-95 (3OT)
- 13 Karima Christmas vs. Michigan St., 3-24-09
13 Chante Black vs. Arizona State, 3-25-08
13 Alison Bales vs. Connecticut, 6-28-06
13 Mistie Bass vs. Georgia, 3-26-05
13 Monique Currie vs. Norfolk State, 3-15-02
13 Tyish Hall vs. Alabama, 3-18-95 (3OT)

Assists

- 12 Chelsea Gray at Vanderbilt, 3-20-12
- 10 Katie Meier vs. Manhattan, 3-11-87
- 9 Lexie Brown vs. Hampton, 3-18-17
9 Wanisha Smith vs. Holy Cross, 3-18-07
9 Alana Beard vs. Northwestern State, 3-21-04
9 Hilary Howard vs. Middle Tenn. St., 3-14-98

Steals

- 8 Chelsea Gray vs. St. John's, 3-24-12
- 7 Bridgette Mitchell vs. San Diego St., 3-27-10
7 Alana Beard vs. UW-Milwaukee, 3-17-01
- 6 Keturah Jackson vs. San Diego St., 3-27-10
6 Alana Beard vs. Texas, 3-23-02
- 5 Lexie Brown vs. Hampton, 3-18-17
5 Haley Peters vs. Winthrop, 3-22-14
5 Jasmine Thomas vs. San Diego St., 3-27-10
5 Wanisha Smith vs. Georgia, 3-26-05
5 Alana Beard vs. South Carolina, 3-25-02

Blocked Shots

- 9 Elizabeth Williams vs. Albany, 3-20-15
- 8 Alison Bales vs. Connecticut, 3-28-06
- 7 Elizabeth Williams vs. DePaul, 3-24-14
- 6 Alison Bales - four times - most recent vs. LSU, 4-2-06

Minutes Played

- 60 Jennifer Scanlon vs. Alabama, 3-18-95 (3OT)
- 57 Ali Day vs. Alabama, 3-18-95 (3OT)
- 56 Carey Kauffman vs. Alabama, 3-18-95 (3OT)
- 51 Kira Orr vs. Alabama, 3-18-95 (3OT)
- 40 six tied

Career

Points	G
1. 352 Alana Beard, 2001-04	17
2. 290 Monique Currie, 2002-06	19
3. 192 Jasmine Thomas, 2008-11	13
4. 186 Georgia Schweitzer, 1998-01	16
5. 185 Iciss Tillis, 2001-04	17
185 Tricia Liston, 2011-14	12
7. 171 Mistie Bass, 2003-06	19
8. 166 Alison Bales, 2004-07	15
9. 157 Elizabeth Williams, 2012-15	13
10. 150 Haley Peters, 2011-14	12

Field Goals Made	G
1. 130 Alana Beard, 2001-04	17
2. 94 Monique Currie, 2002-06	19
3. 73 Iciss Tillis, 2001-04	17
4. 70 Mistie Bass, 2003-06	19
5. 68 Jasmine Thomas, 2008-11	13
6. 65 Elizabeth Williams, 2012-15	13
7. 64 Haley Peters, 2011-14	14
8. 63 Alison Bales, 2004-07	15
63 Georgia Schweitzer, 1998-01	16
63 Tricia Liston, 2011-14	14

Three-Point Field Goals Made	G
1. 27 Vicki Krapohl, 2001-04	16
2. 25 Tricia Liston, 2011-14	14
3. 23 Abby Waner, 2006-09	13
4. 21 Rebecca Greenwell, 2014-18	8
5. 20 Jessica Foley, 2003-06	17
6. 19 Jasmine Thomas, 2008-11	13
19 Georgia Schweitzer, 1998-01	16
8. 14 Iciss Tillis, 2001-04	17
9. 13 Hilary Howard, 1996-99	14
10. 11 Monique Currie, 2002-06	19
11 Krista Gingrich, 1998-02	15

Three-Point Field Goals Attempted	G
1. 66 Abby Waner, 2006-09	13
2. 58 Georgia Schweitzer, 1998-01	16
3. 55 Jasmine Thomas, 2008-11	13
4. 53 Nicole Erickson, 1998-99	10
53 Tricia Liston, 2011-14	14
6. 51 Monique Currie, 2002-06	19
7. 50 Jessica Foley, 2003-06	17
8. 48 Iciss Tillis, 2001-04	17
9. 47 Rebecca Greenwell, 2014-18	8
47 Vicki Krapohl, 2001-04	16

Free Throws Made	G
1. 91 Monique Currie, 2002-06	19
2. 82 Alana Beard, 2001-04	17
3. 41 Georgia Schweitzer, 1998-01	16
4. 40 Alison Bales, 2004-07	15
5. 38 Sheana Mosch, 2000-03	16
6. 37 Jasmine Thomas, 2008-11	13
7. 36 Lauren Rice, 1996-00	15
8. 35 Lindsey Harding, 2003-07	18
9. 32 Karima Christmas, 2007-11	12
10. 31 Mistie Bass, 2003-06	19

Free Throws Attempted	G
1. 112 Monique Currie, 2002-06	19
2. 103 Alana Beard, 2001-04	17
3. 64 Georgia Schweitzer, 1998-01	16
4. 56 Alison Bales, 2004-07	15
5. 48 Elizabeth Williams, 2012-15	13
6. 46 Karima Christmas, 2007-11	12
46 Lauren Rice, 1996-00	15
46 Lindsey Harding, 2003-07	18
46 Mistie Bass, 2003-06	19
10. 45 Sheana Mosch, 2000-03	16

Rebounds	G
1. 123 Monique Currie, 2002-06	19
2. 119 Mistie Bass, 2003-06	19
3. 116 Chante Black, 2005-09	15
4. 109 Iciss Tillis, 2001-04	17
5. 103 Alana Beard, 2001-04	17
6. 98 Elizabeth Williams, 2012-15	13
7. 97 Haley Peters, 2011-14	14
8. 96 Alison Bales, 2004-07	15
9. 81 Lindsey Harding, 2003-07	18
10. 75 Georgia Schweitzer, 1998-01	16

Assists	G
1. 79 Lindsey Harding, 2003-07	18
2. 59 Monique Currie, 2002-06	19
3. 54 Alana Beard, 2001-04	17
4. 48 Wanisha Smith, 2005-08	16
5. 45 Jasmine Thomas, 2008-11	13
6. 40 Georgia Schweitzer, 1998-01	16
7. 34 Sheana Mosch, 2000-03	16
8. 33 Nicole Erickson, 1998-99	10
33 Alison Bales, 2004-07	15
10. 32 Chelsea Gray, 2010-14	8

Steals	G
1. 47 Alana Beard, 2001-04	17
2. 35 Lindsey Harding, 2003-07	18
3. 29 Iciss Tillis, 2001-04	17
4. 26 Chelsea Gray, 2010-14	8
26 Monique Currie, 2002-06	19
6. 25 Wanisha Smith, 2005-08	16
7. 24 Abby Waner, 2006-09	13
8. 23 Lexie Brown, 2017-18	5
23 Jasmine Thomas, 2008-11	13
10. 21 Georgia Schweitzer, 1998-01	16

Blocks	G
1. 62 Alison Bales, 2004-07	15
2. 44 Elizabeth Williams, 2012-15	13
3. 23 Alana Beard, 2001-04	17
4. 20 Chante Black, 2005-09	15
5. 19 Mistie Bass, 2003-06	19
6. 14 Iciss Tillis, 2001-04	17
7. 12 Krystal Thomas, 2008-11	13
8. 11 Michele Matyasovsky, 1999-03	16
9. 8 Bridgette Mitchell, 2006-10	11
8 Rochelle Parent, 1998-01	12

Games Played
1. 19 Mistie Bass, 2003-06
19 Monique Currie, 2002-06
3. 18 Lindsey Harding, 2003-07
4. 17 Jessica Foley, 2003-06
17 Alana Beard, 2001-04
17 Iciss Tillis, 2001-04
7. 16 Wanisha Smith, 2005-08
16 Vicki Krapohl, 2001-04
16 Sheana Mosch, 2000-03
16 Michele Matyasovsky, 1999-03
16 Rochelle Parent, 1998-01
16 Georgia Schweitzer, 1998-01

Games Started
1. 19 Monique Currie, 2002-06
2. 18 Lindsey Harding, 2003-07
3. 17 Alana Beard, 2001-04
4. 16 Wanisha Smith, 2005-08
5. 14 Mistie Bass, 2003-06
14 Iciss Tillis, 2001-04
14 Georgia Schweitzer, 1998-01
8. 13 Elizabeth Williams, 2012-15
13 Alison Bales, 2004-07
13 Michele Matyasovsky, 1999-03

Duke 70, Manhattan 55

1987 NCAA Tournament - First Round
 March 11, 1987
 Cameron Indoor Stadium - Durham, N.C.

DUKE	FG	FT	REB	PF	TP	A	TO	B	S	Min
Anderson f	3-8	0-2	3-7-10	0	6	4	1	0	0	29
Moreland f	9-14	7-9	1-5-6	3	25	0	2	1	1	38
Sullivan c	3-4	0-0	4-4-8	5	6	1	2	1	0	24
Hunter g	0-6	0-0	2-2	1	0	1	2	0	2	26
Meier g	6-11	4-5	3-8-11	3	16	10	4	0	2	32
Sonzogni	1-3	0-0	0-1-1	2	2	2	3	0	0	17
Harnett	5-11	4-6	1-2	1	14	1	1	2	0	19
Langhi	0-1	0-0	0-0-0	0	0	0	0	0	0	4
Christopher	0-0	1-2	1-3-4	3	1	0	2	0	0	8
Morgan	0-0	0-0	0-0-0	0	0	0	0	0	0	2
Kalinowski	0-2	0-1	1-2	0	0	0	1	0	0	1
TEAM										
Totals	21-60	16-25	14-32-47	18	70	19	18	4	5	200
Pct.	35.0	64.0	DB: 4							

FG's (1st half: 10-25, 40.0; 2nd half: 17-35, 48.6)
 3FG's (1st half: 0-0, 0.0; 2nd half: 0-0, 0.0)
 FT's (1st half: 9-13, 69.2; 2nd half: 7-12, 58.3)

Manhattan	FG	FT	REB	PF	TP	A	TO	B	S	Min
Jack f	4-9	4-4	0-4-4	4	12	0	2	0	0	29
Robeson f	3-12	1-2	3-5-8	3	7	0	2	0	0	22
Harding c	2-3	0-2	0-1-1	5	4	1	0	0	0	19
Gordon g	2-11	2-2	1-6-7	3	6	5	4	0	1	31
O'Connor g	4-9	3-7	2-2-4	1	11	1	4	0	5	31
Seybold	1-7	0-0	0-0-0	2	0	0	0	0	0	22
Mullfinger	1-1	0-0	0-1-1	1	2	0	0	0	0	8
O'Flaherty	1-4	2-2	1-1-2	4	10	1	0	0	0	21
Sellinger	4-4	0-0	1-2-3	0	0	1	1	0	0	14
Snyder	0-4	1-2	0-0-0	2	1	0	0	0	0	2
Cehelsky	0-0	0-0	0-1-1	0	0	0	0	0	0	1
TEAM										
Totals	21-60	13-21	8-23-33	23	55	8	13	0	6	200
Pct.	35.0	61.9	DB: 5							

FG's (1st half: 13-27, 48.1; 2nd half: 8-33, 24.2)
 3FG's (1st half: 0-0, 0.0; 2nd half: 0-0, 0.0)
 FT's (1st half: 3-7, 42.9; 2nd half: 10-14, 71.4)

Officials: Ron Collins, Vicky Davis
 Attendance: 1200 est. • Technical Fouls: None

Score by Period	1st	2nd	Total
Manhattan	29	26	55
Duke	29	41	70

[5/6] Rutgers 78, Duke 64

1987 NCAA Tournament - First Round
 March 14, 1987
 Louis Brown Athletic Center - Piscataway, N.J.

DUKE	FG	FT	REB	PF	TP	A	TO	B	S	Min
Anderson	6-12	0-1	1-6-7	3	12	2	6	0	1	34
Moreland	9-16	4-5	5-7-12	4	22	0	2	0	2	37
Sullivan	1-3	0-0	3-4-7	5	2	0	2	0	0	13
Hunter	2-3	0-0	0-1-1	1	4	3	4	0	0	26
Meier	3-17	5-6	1-3-4	2	11	4	6	0	0	39
Morgan	0-0	0-0	0-0-0	0	0	0	0	0	0	1
Sonzogni	0-1	0-1	0-1-1	1	0	0	1	0	0	15
Christopher	1-1	0-1	1-0-1	2	2	0	0	0	0	2
Langhi	0-1	0-0	0-0-0	1	0	0	1	0	0	2
Harnett	4-11	3-3	2-5-7	4	11	0	0	0	0	28
TEAM										
Totals	26-65	12-16	14-28-32	23	64	10	25	0	6	200
Pct.	40.0	75.0	DB: 0							

FG's (1st half: 11-31, 35.4; 2nd half: 15-34, 44.1)
 FT's (1st half: 3-5, 60.0; 2nd half: 9-11, 81.8)

Rutgers	FG	FT	REB	PF	TP	A	TO	B	S	Min
Foley	2-9	4-4	1-2-3	2	8	6	4	0	0	38
Wicks	7-13	9-12	4-7-11	4	23	1	6	1	3	30
Howard	5-11	4-7	2-10-12	4	14	1	3	1	2	31
Malouf	3-6	2-2	0-2-2	4	8	6	2	0	0	35
Austin	6-11	5-7	2-2-4	3	17	5	4	0	3	35
Catala	0-0	0-0	0-0-0	0	0	0	0	0	0	1
Cooper	0-0	0-0	0-0-0	0	0	0	0	0	0	1
Shildt	2-2	0-0	0-2-2	0	4	3	0	0	0	9
Lender	2-3	0-0	0-2-2	2	4	0	1	2	1	14
Adamson	0-0	0-0	0-1-1	0	0	0	0	0	0	1
TEAM										
Totals	27-55	24-32	9-28-37	19	78	22	19	3	10	200
Pct.	49.1	75.0	DB: 0							

FG's (1st half: 14-31, 45.2; 2nd half: 13-24, 54.2)
 FT's (1st half: 3-4, 75.0; 2nd half: 21-28, 75.0)

Officials: Frank Mitcher, Sue Kennedy
 Attendance: 4,943 • Technical Fouls: None

Score by Period	1st	2nd	Total
Duke	25	39	64
Rutgers	31	47	78

[20/17] Duke 76, Oklahoma State 64

1995 NCAA Tournament-First Round
 March 16, 1995
 Coleman Coliseum - Tuscaloosa, Ala.

Okla. State	FG	3FG	FT	REB	PF	TP	A	TO	B	S	Min
York	5-11	0-3	0-0	5-2-7	4	10	3	1	0	2	32
Smith	4-9	4-8	2-2	1-3-4	5	14	4	1	0	0	29
Shaterkina	5-10	0-1	1-1	1-4-5	2	11	2	4	0	2	28
Coffey	1-11	0-3	1-3	3-2-5	4	3	3	0	0	2	30
Scales	7-14	0-0	2-2	2-2-4	3	16	0	1	0	0	27
Day	0-0	0-0	0-0	0-0-0	1	0	1	0	0	0	2
Chronister	0-1	0-1	0-0	0-0-0	2	0	0	1	0	0	14
Boyd	0-3	0-1	0-0	2-2-4	1	0	2	1	0	2	6
Wensler	3-5	0-0	2-2	1-2-3	1	6	0	1	0	0	22
Roberts	2-6	0-0	0-0	1-1-2	2	4	0	2	0	0	20
TEAM											
Totals	27-70	4-17	6-9	17-19-36	25	64	15	12	0	8	200
Pct.	38.6	23.5	66.7	DB: 2							

FG's (1st half: 40.0; 2nd half: 37.5)
 3FG's (1st half: 25.0; 2nd half: 22.2)
 FT's (1st half: 71.4; 2nd half: 50.0)

DUKE	FG	3FG	FT	REB	PF	TP	A	TO	B	S	Min
Orr	1-6	0-1	4-4	0-3-3	1	6	2	3	0	0	24
Scanlon	5-11	3-5	4-4	1-3-4	1	17	2	2	3	1	31
Day	3-4	2-2	3-6	1-5-6	3	11	0	1	0	1	25
Kauffman	2-4	0-0	7-9	2-5-7	1	11	3	2	1	1	37
Hall	9-9	0-0	4-4	2-3-5	2	22	2	3	1	1	37
Coggeshall	0-2	0-1	0-0	0-0-0	0	0	1	0	0	0	4
Meiman	3-5	1-3	0-2	0-3-3	0	7	3	0	0	1	14
Blanding	0-2	0-0	0-0	1-1-2	2	0	2	0	0	0	4
Brandau	0-0	0-0	0-0	0-1-1	0	0	2	1	0	0	16
Brown	1-1	0-0	0-1	1-1-2	1	2	0	1	0	0	8
TEAM											
Totals	24-44	6-12	22-30	7-27-34	12	76	15	15	2	6	200
Pct.	54.5	50.0	73.3	DB: 2							

FG's (1st half: 31.6; 2nd half: 72.0)
 3FG's (1st half: 33.3; 2nd half: 55.6)
 FT's (1st half: 68.6; 2nd half: 55.6)

Officials: Larry DeWitt, R. Rodriguez
 Attendance: Not Listed • Technical Fouls: None

Score by Period	1st	2nd	Total
Oklahoma State	31	33	64
Duke	24	52	76

[13/15] Alabama 121, [20/17] Duke 120

1995 NCAA Tournament-First Round
 March 18, 1995
 Coleman Coliseum - Tuscaloosa, Ala.

DUKE	FG	3FG	FT	REB	PF	TP	A	TO	B	S	Min
Orr	12-23	2-7	4-5	0-9-9	4	30	2	4	0	2	51
Scanlon	5-16	1-5	1-2	1-5-6	3	12	4	1	0	1	60
Day	14-20	3-4	6-6	1-5-6	4	37	2	6	0	1	57
Kauffman	9-19	0-0	6-7	5-9-14	5	24	2	0	0	0	56
Hall	6-9	0-0	0-1	5-8-13	5	12	0	6	1	0	35
Coggeshall	0-3	0-2	0-0	1-1-2	0	0	0	0	0	0	7
Meiman	2-3	0-0	1-1	1-2-3	3	5	1	1	0	1	16
Blanding	0-0	0-0	0-0	0-1-1	1	0	0	0	0	0	1
Brandau	0-0	0-0	0-0	0-0-0	0	0	0	1	0	0	11
Brown	0-0	0-0	0-0	0-3-3	2	0	1	4	0	0	6
TEAM											
Totals	48-93	6-18	18-22	19-48-67	27	120	12	24	1	5	300
Pct.	51.6	33.3	81.8	DB: 0							

FG's (1st half: 59.4; 2nd half: 50.0; OT: 47.6)
 3FG's (1st half: 50.0; 2nd half: 25.0; OT: 25.0)
 FT's (1st half: 80.0; 2nd half: 85.7; OT: 75.0)

[8/7] Duke 70, DePaul 56

1997 NCAA Tournament - First Round
March 14, 1997
Assembly Hall - Champaign, Ill.

	FG	3FG	FT	REB	PF	TP	A	TO	B	S	Min
DePaul	2-4	1-2	0-0	1-2	4	5	5	1	0	0	35
McDonald	2-4	1-2	0-0	1-2	4	5	5	1	0	0	35
Williams	8-20	4-12	2-2	0-4	4	22	5	12	1	4	39
Udoka	6-9	0-0	0-0	4-3-7	4	12	1	5	0	0	37
Booker	3-9	1-5	0-0	0-4	3	7	0	3	0	0	39
Lundquist	5-8	0-0	0-0	0-6-6	5	10	0	1	4	0	28
Bullock	0-0	0-0	0-0	0-0-0	2	0	2	1	0	0	6
Fitzgerald	0-0	0-0	0-0	0-0-0	0	0	0	0	0	0	1
Burge	0-2	0-0	0-0	2-0-2	2	0	0	0	1	2	15
TEAM				14-5							
Totals	24-52	6-19	2-2	8-22-30	24	56	13	23	6	6	200
Pct.	42.6	31.6	100.0								DB: 0

FG's (1st half: 13-28, 46.4; 2nd half: 11-24, 45.8)
3FG's (1st half: 2-7, 28.6; 2nd half: 4-12, 33.3)
FT's (1st half: 0-0, 0.0; 2nd half: 2-2, 100.0)

	FG	3FG	FT	REB	PF	TP	A	TO	B	S	Min
Duke	0-9	0-2	4-4	1-2-3	0	4	4	1	0	1	37
Howard	0-9	0-2	4-4	1-2-3	0	4	4	1	0	1	37
Orr	6-18	1-5	7-8	1-7-8	0	20	3	3	0	0	39
Oggershall	1-2	0-0	0-0	0-0-0	0	2	0	0	0	0	11
Hall	8-13	0-0	2-2	3-2-5	3	18	0	4	0	2	36
Black	4-10	0-0	3-6	6-6-6	3	11	4	2	0	4	30
Browne	2-4	0-0	6-8	4-4-8	1	10	3	2	1	2	30
Medhanie	0-1	0-1	0-0	0-0-0	2	0	1	1	0	0	6
Rice	2-3	1-2	0-0	2-3-3	2	5	0	1	0	0	11
TEAM				34-7							
Totals	23-60	2-10	22-28	20-20-40	11	70	15	14	1	9	200
Pct.	38.3	20.0	78.6								DB: 1

FG's (1st half: 11-30, 36.7; 2nd half: 12-30, 40.0)
3FG's (1st half: 2-9, 22.2; 2nd half: 0-1, 0.0)
FT's (1st half: 6-9, 66.7; 2nd half: 16-19, 84.2)

Officials: Suzanne Block, Dennis Taylor, Eric Larsan
Attendance: 4,050 • Technical Fouls: None

	1st	2nd	Total
DePaul	28	28	56
Duke	30	40	70

[8/7] Duke 69, Louisville 53

1998 NCAA Tournament - Second Round
March 16, 1998
Cameron Indoor Stadium - Durham, N.C.

	FG	3FG	FT	REB	PF	TP	A	TO	B	S	Min
Louisville	1-5	0-0	2-2	5-0-5	2	4	1	5	0	1	23
Bass	1-5	0-0	2-2	5-0-5	2	4	1	5	0	1	23
Braxton	0-6	0-0	0-0	1-1-2	1	0	1	2	0	0	13
Bellamy	7-16	0-0	2-2	4-3-7	5	16	1	3	0	0	28
Morton	1-5	0-2	2-2	0-3-3	0	4	2	3	0	2	35
Knight	0-4	0-1	0-0	0-1-1	3	0	5	1	0	0	22
Bullock	0-9	0-4	2-2	2-2-4	1	2	2	1	0	0	22
Smith	6-12	5-10	0-0	0-1-1	3	17	0	0	2	1	26
Goddard	1-4	1-2	0-0	0-0-3	3	3	0	1	0	0	11
Ludwig	0-1	0-0	2-2	0-2-2	1	2	0	1	0	0	5
Railay	0-3	0-0	0-0	0-2-2	0	0	0	0	1	1	9
Garner	1-1	1-1	2-3	1-2-3	0	5	0	0	0	0	6
TEAM				4-6-10							
Totals	17-66	7-20	12-13	17-23-40	19	53	12	18	3	7	200
Pct.	25.8	35.0	92.3								DB: 2

FG's (1st half: 9-36, 25.0; 2nd half: 8-30, 26.7)
3FG's (1st half: 3-9, 33.3; 2nd half: 4-11, 36.4)
FT's (1st half: 0-0, 0.0; 2nd half: 12-13, 92.3)

	FG	3FG	FT	REB	PF	TP	A	TO	B	S	Min
Duke	1-3	0-0	0-0	1-4-5	1	2	2	1	1	0	16
Parent	1-3	0-0	0-0	1-4-5	1	2	2	1	1	0	16
Browne	3-4	0-0	5-9	2-9-11	1	11	0	3	1	3	34
Van Gorp	3-5	0-0	3-3	0-0-0	2	9	0	1	0	0	20
Howard	3-8	1-3	0-0	0-5-5	1	7	7	2	0	2	34
Erickson	6-13	5-8	4-4	1-3-4	1	21	2	2	0	0	34
Schweitzer	2-5	1-3	4-4	0-4-4	3	9	3	2	0	1	30
Black	2-6	0-0	4-4	0-1-1	3	8	2	1	1	1	16
Rice	1-2	0-0	0-0	0-2-2	3	2	1	1	0	0	9
Medhanie	0-1	0-1	0-0	0-1-1	0	0	0	3	0	1	3
Brown	0-0	0-0	0-1	0-2-2	0	0	0	1	0	0	3
Jones	0-0	0-0	0-0	0-0-0	0	0	0	0	0	0	1
TEAM				10-1							
Totals	21-47	7-15	20-25	5-31-36	15	69	17	17	4	8	200
Pct.	32.0	42.9	73.3								DB: 3

FG's (1st half: 13-22, 59.1; 2nd half: 8-25, 32.0)
3FG's (1st half: 4-8, 50.0; 2nd half: 3-7, 42.9)
FT's (1st half: 9-10, 90.0; 2nd half: 11-15, 73.3)

Officials: Not listed.
Attendance: 1,906 • Technical Fouls: None

	1st	2nd	Total
Louisville	21	32	53
Duke	39	30	69

[16/19] Illinois 85, [8/7] Duke 67

1997 NCAA Tournament - Second Round
March 16, 1997
Assembly Hall - Champaign, Ill.

	FG	3FG	FT	REB	PF	TP	A	TO	B	S	Min
Duke	3-10	3-7	1-1	0-2-2	5	10	7	4	0	2	36
Howard	3-10	3-7	1-1	0-2-2	5	10	7	4	0	2	36
Orr	8-21	4-13	2-2	3-7-10	3	22	3	2	0	3	30
Coggershall	0-4	0-1	0-0	0-0-0	1	0	1	0	0	0	14
Hall	6-11	0-0	5-6	2-3-5	5	17	1	7	0	2	25
Black	2-12	0-0	1-2	3-6-9	2	5	0	2	1	0	24
Browne	4-6	0-1	1-1	3-4-7	2	9	2	1	0	2	32
West	0-3	0-2	0-0	0-0-0	1	0	0	0	0	0	13
Brodnik	0-0	0-0	0-0	0-0-0	0	0	0	0	0	0	1
Brown	0-1	0-0	0-0	0-0-0	0	0	0	0	0	0	1
Medhanie	1-6	0-5	0-1	3-2-5	5	2	0	1	0	0	20
Rice	1-2	0-1	0-0	0-3-3	1	2	0	0	0	1	6
Jones	0-0	0-0	0-0	0-0-0	0	0	0	0	0	0	1
TEAM				1-2-3							
Totals	25-76	7-30	10-14	15-29-44	25	67	14	17	1	11	200
Pct.	32.9	23.3	71.4								DB: 2

FG's (1st half: 10-34, 29.4; 2nd half: 15-42, 35.7)
3FG's (1st half: 3-11, 27.3; 2nd half: 4-19, 21.1)
FT's (1st half: 6-9, 66.7; 2nd half: 4-5, 80.0)

	FG	3FG	FT	REB	PF	TP	A	TO	B	S	Min
Illinois	3-7	0-0	1-1	1-3-4	3	7	1	2	0	1	25
Catchings	3-7	0-0	1-1	1-3-4	3	7	1	2	0	1	25
Reinking	4-14	1-3	4-6	0-6-6	4	13	3	4	0	0	3
Berggren	5-13	0-0	8-9	4-9-13	1	18	5	2	0	2	3
Vasey	3-4	0-0	0-0	5-1-6	0	6	1	1	0	0	11
Leonhardt	3-8	0-0	3-4	2-4-6	4	9	1	2	1	1	26
Smith	0-0	0-0	2-2	0-1-1	0	2	1	1	0	0	2
Zurek	0-0	0-0	0-0	0-1-1	0	0	0	0	0	0	1
Parker	0-0	0-0	2-2	0-0-0	0	2	2	1	0	0	7
Bond	0-0	0-0	0-0	0-0-0	0	0	0	0	0	0	1
Henderson	1-4	0-1	4-4	0-0-0	1	6	0	1	0	1	14
Sheeler	6-12	1-1	2-4	2-3-5	2	15	1	2	0	4	3
Coleman	0-2	0-2	5-6	0-5-5	0	5	0	0	0	0	15
Vandertop	0-0	0-0	2-2	0-0-0	0	2	0	0	0	0	1
TEAM				1-4-5							
Totals	25-64	2-7	33-40	15-37-52	15	85	15	16	1	9	200
Pct.	39.1	28.6	82.5								DB: 3

FG's (1st half: 13-33, 39.4; 2nd half: 12-31, 38.8)
3FG's (1st half: 1-5, 20.0; 2nd half: 1-2, 50.0)
FT's (1st half: 3-7, 42.9; 2nd half: 30-33, 90.0)

Officials: Eric Larsan, Melissa Barlow, Stan Gackzoia
Attendance: 4,050 • Technical Fouls: None

	1st	2nd	Total
Illinois	30	55	67
Duke	29	38	67

[8/7] Duke 71, [13/12] Florida 58

1998 NCAA Tournament - Regional Semifinal
March 21, 1998
Oracle Arena - Oakland, Calif.

	FG	3FG	FT	REB	PF	TP	A	TO	B	S	Min
Florida	1-6	1-4	0-0	0-2-2	3	3	0	2	0	0	29
Bingham	1-6	1-4	0-0	0-2-2	3	3					

[10/11] Duke 79, Holy Cross 51

1999 NCAA Tournament - First Round
March 13, 1999
Cameron Indoor Stadium - Durham, N.C.

Holy Cross	FG	3FG	FT	REB	PF	TP	A	TO	B	S	Min
Ivan f	2-6	1-3	1-2	0-1-1	3	6	3	4	0	1	26
O'Brien f	6-16	1-3	0-1	0-4-4	2	13	0	4	0	1	38
Marcisin g	5-9	2-5	0-0	0-1-1	2	12	0	3	0	0	33
Jutras g	2-4	1-3	0-0	1-6-7	1	5	3	2	0	0	36
Kinne g	3-13	0-6	4-4	0-1-1	4	10	1	3	0	5	28
Rotemich	1-1	0-0	0-0	0-0-0	3	2	0	1	0	0	12
Paukert	1-1	1-1	0-0	0-1-1	1	3	2	1	0	1	13
Abraham	0-2	0-1	0-0	1-0-1	1	0	1	2	0	1	7
Zawadzkas	0-1	0-0	0-0	0-0-0	1	0	0	0	0	0	2
Grace	0-1	0-0	0-0	0-0-0	1	0	0	0	0	0	2
Fabbre	0-0	0-0	0-0	0-0-0	0	0	0	0	0	0	2
O'Shaughnessy	0-1	0-0	0-0	0-0-0	0	0	0	0	0	1	1
TEAM	0-2-2										
Totals	20-55	6-22	5-7	2-16-18	19	51	10	20	0	10	200
Pct.	36.4	27.3	71.4	DB: 1							

FG's (1st half: 13-25, 52.0; 2nd half: 7-30, 23.3)
3FG's (1st half: 5-10, 50.0; 2nd half: 1-12, 8.3)
FT's (1st half: 2-2, 100.0; 2nd half: 3-5, 60.0)

DUKE	FG	3FG	FT	REB	PF	TP	A	TO	B	S	Min
Browne f	2-4	0-0	2-2	1-3-4	3	6	2	3	0	0	19
Van Gorp c	9-12	0-0	1-4	2-8-8	1	19	1	2	0	0	25
Howard g	4-7	1-2	0-0	0-2-2	1	9	5	2	0	3	29
Erickson g	1-7	0-4	0-0	0-2-2	3	2	3	3	0	1	21
Schweitzer g	4-5	2-2	4-6	2-1-3	0	14	1	1	1	2	24
Rice	2-7	0-2	0-0	4-1-5	1	4	0	2	0	2	20
Gingrich	2-7	0-2	2-2	0-3-3	2	6	3	5	0	2	24
Black	3-5	0-0	2-4	1-3-4	2	8	1	1	0	2	14
Parent	2-2	0-0	0-0	2-2-4	1	7	1	0	0	0	12
Medhanie	2-2	2-2	0-0	1-1-2	1	6	1	2	0	1	9
West	0-0	0-0	1-2	0-1-1	0	1	0	0	0	0	1
Hayes	0-0	0-0	0-0	0-0-0	0	0	0	0	0	0	1
Jones	0-0	0-0	0-0	0-1-1	0	0	0	1	0	0	1
TEAM	2-5-7										
Totals	31-58	5-14	12-20	15-31-46	15	79	18	22	1	13	200
Pct.	53.4	35.7	60.0	DB: 7							

FG's (1st half: 17-32, 53.1; 2nd half: 14-26, 53.8)
3FG's (1st half: 2-7, 28.6; 2nd half: 3-7, 42.9)
FT's (1st half: 6-10, 60.0; 2nd half: 6-10, 60.0)

Officials: Bob Strong, Tom Danaher, Mary Day
Attendance: 3,023 • Technical Fouls: None

Score by Period	1st	2nd	Total
Holy Cross	33	18	51
Duke	42	37	79

[10/11] Duke 69, [2/2] Tennessee 63

1999 NCAA Tournament - Regional Final
March 22, 1999
Greensboro Coliseum - Greensboro, N.C.

DUKE	FG	3FG	FT	REB	PF	TP	A	TO	B	S	Min
Browne f	2-7	0-1	2-2	4-5-9	1	6	0	5	2	0	20
Schweitzer f	7-11	3-4	5-6	2-3-5	2	22	1	2	0	1	33
Van Gorp c	5-7	0-0	3-4	1-6-7	4	13	1	5	0	0	29
Howard g	1-8	0-2	0-0	0-4-4	3	2	7	3	0	2	39
Erickson g	5-12	1-6	6-9	0-5-5	3	17	3	0	0	1	33
Black	0-0	0-0	0-0	0-0-0	1	0	0	0	0	0	1
Rice	1-5	1-2	6-8	1-7-8	1	9	1	0	0	1	30
Parent	0-0	0-0	0-0	0-1-1	4	0	1	1	1	0	15
TEAM	0-3-3										
Totals	21-50	5-15	22-29	8-34-42	19	69	14	16	3	5	200
Pct.	42.0	33.3	75.9	DB: 2							

FG's (1st half: 15-25, 60.0; 2nd half: 6-25, 24.0)
3FG's (1st half: 3-7, 42.9; 2nd half: 2-8, 25.0)
FT's (1st half: 2-2, 100.0; 2nd half: 20-27, 74.1)

Tennessee	FG	3FG	FT	REB	PF	TP	A	TO	B	S	Min
Holdsclaw f	2-18	0-0	4-8	3-8-11	5	8	1	5	0	1	38
Catchings f	5-14	1-4	2-5	4-2-6	4	13	1	0	0	0	29
Snow c	3-5	0-0	0-0	2-6-8	5	6	1	1	0	1	27
Jolly g	5-9	0-2	1-4	0-5-5	5	11	2	3	0	2	38
Randall g	8-17	1-1	1-1	0-0-0	1	18	1	0	0	2	33
Clement	1-4	1-3	0-0	0-0-0	0	3	1	0	0	0	19
Geter	1-1	0-0	0-0	2-1-3	3	2	0	0	0	1	14
Butts	1-1	0-0	0-0	1-1-2	0	2	0	0	0	0	2
TEAM	1-3-4										
Totals	26-69	3-10	8-18	13-26-39	23	63	7	10	0	7	200
Pct.	37.7	30.0	44.4	DB: 6							

FG's (1st half: 11-35, 31.4; 2nd half: 15-34, 44.1)
3FG's (1st half: 1-2, 50.0; 2nd half: 2-8, 25.0)
FT's (1st half: 1-4, 25.0; 2nd half: 7-14, 50.0)

Officials: A. Bomengen, S. Kennedy, J. Whitson
Attendance: 12,235 • Technical Fouls: None

Score by Period	1st	2nd	Total
Duke	35	34	69
Tennessee	24	39	63

[10/11] Duke 66, St. Joseph's 60

1999 NCAA Tournament - Second Round
March 15, 1999
Cameron Indoor Stadium - Durham, N.C.

St. Joseph's	FG	3FG	FT	REB	PF	TP	A	TO	B	S	Min
Coursey f	5-7	3-4	0-0	0-3-3	1	13	2	2	0	0	39
Moran f	7-15	0-0	2-6	2-3-5	3	16	1	3	0	1	37
Lichnerovac	4-8	1-2	2-2	3-5-8	5	11	0	1	0	1	33
Kulesa g	0-0	0-0	0-0	0-1-1	0	0	0	4	0	1	6
Greenwell g	1-4	0-0	0-0	2-2-4	2	2	1	0	0	2	23
Zampella	5-11	2-7	3-6	0-3-3	4	15	4	3	0	1	37
McGahan	1-6	1-6	0-0	0-0-0	0	3	0	1	0	0	13
Costello	0-0	0-0	0-0	0-1-1	3	0	1	0	0	1	8
Kuklova	0-2	0-0	0-0	0-1-1	1	0	0	1	1	0	4
TEAM	1-2-3										
Totals	23-53	7-19	7-14	8-21-29	19	60	6	15	1	7	200
Pct.	43.4	36.8	50.0	DB: 5							

FG's (1st half: 12-30, 40.0; 2nd half: 11-23, 47.8)
3FG's (1st half: 3-10, 30.0; 2nd half: 4-9, 44.4)
FT's (1st half: 0-0, 0.0; 2nd half: 7-14, 50.0)

DUKE	FG	3FG	FT	REB	PF	TP	A	TO	B	S	Min
Browne f	5-9	0-0	0-0	1-6-7	2	10	3	1	0	1	22
Schweitzer f	1-4	0-2	1-4	1-2-3	1	3	1	5	1	2	29
Van Gorp c	8-11	0-0	4-6	3-4-7	3	20	1	2	1	0	31
Howard g	1-8	1-5	2-2	0-3-3	3	5	3	2	0	2	37
Erickson g	5-12	2-7	2-2	0-3-3	4	14	2	5	1	1	36
Rice	2-5	1-2	4-6	4-1-5	2	9	1	1	0	0	18
Black	0-1	0-0	0-0	0-2-2	0	0	0	0	0	0	9
Gingrich	0-0	0-0	0-0	0-0-0	0	0	0	0	0	0	5
Parent	2-2	0-0	1-3	1-1-2	2	5	0	0	0	0	13
TEAM	3-3-6										
Totals	24-52	4-16	14-23	13-25-38	17	66	11	16	3	6	200
Pct.	46.2	25.0	60.9	DB: 2							

FG's (1st half: 12-26, 46.2; 2nd half: 12-26, 46.2)
3FG's (1st half: 3-10, 30.0; 2nd half: 1-6, 16.7)
FT's (1st half: 2-2, 100.0; 2nd half: 12-21, 57.1)

Officials: Sue Kennedy, Bob Strong, Eddie Novak
Attendance: 2,402 • Technical Fouls: None

Score by Period	1st	2nd	Total
St. Joseph's	27	33	60
Duke	29	37	66

[10/11] Duke 81, [12/12] Georgia 69

1999 NCAA Tournament - Final Four
March 26, 1999
San Jose Arena - San Jose, Calif.

DUKE	FG	3FG	FT	REB	PF	TP	A	TO	B	S	Min
Browne	4-6	0-0	2-2	0-4-4	2	10	2	1	1	1	21
Schweitzer	5-10	2-4	1-1	0-5-5	1	13	3	2	0	1	40
Van Gorp	7-11	1-1	5-7	2-7-9	3	20	2	5	1	0	34
Howard	2-6	1-3	3-4	0-1-1	1	8	5	0	0	0	40
Erickson	7-15	4-7	4-4	0-2-2	0	22	5	0	0	0	40
Black	1-1	0-0	0-0	0-0-0	2	2	0	0	0	0	6
Parent	1-2	0-0	0-1	0-0-0	4	2	0	0	0	2	8
Rice	1-4	1-1	1-2	1-7-8	0	4	3	2	0	1	19
TEAM	2-2-4										
Totals	28-55	9-16	16-21	5-28-33	13	81	20	11	2	5	200
Pct.	50.9	56.3	76.2	DB: 5							

FG's (1st half: 16-31, 51.6; 2nd half: 12-24, 50.0)
3FG's (1st half: 5-9, 55.6; 2nd half: 4-7, 57.1)
FT's (1st half: 3-5, 60.0; 2nd half: 13-16, 81.3)

Georgia	FG	3FG	FT	REB	PF	TP	A	TO	B	S	Min

[10/7] Duke 71, Campbell 42

2000 NCAA Tournament - First Round
March 18, 2000
Cameron Indoor Stadium - Durham, N.C.
Campbell FG 3FG FT REB PF TP A TO B S Min
Cromartie f 0-1 0-0 1-4 0-7-7 5 1 0 3 0 0 24
Rugg c 4-10 0-1 1-5 3-8-8 2 9 1 6 0 0 30
Moore g 2-9 0-4 0-0 1-1-2 2 4 0 3 0 0 36
Washington g 1-6 0-2 0-2 1-0-1 4 2 2 2 0 1 20
Emory g 1-8 1-2 0-1 2-2-4 1 3 1 2 0 0 17
Hinkle 5-9 2-4 2-2 1-4-5 1 14 2 1 0 1 25
Cress 1-2 1-2 0-0 0-0-0 1 3 0 3 0 0 19
C.Redick 0-0 0-0 3-4 1-1-2 0 3 1 1 0 2 16
A.Redick 0-1 0-0 0-0 0-0-0 0 0 0 1 0 0 4
Gambrell 0-3 0-1 3-4 1-0-1 2 3 1 3 0 0 10
Stanley 0-0 0-0 0-0 0-0-0 0 0 0 0 0 1 3
Love 0-1 0-0 0-0 0-0-0 0 0 0 0 0 0 3
Crump 0-1 0-0 0-0 1-1-2 0 0 0 0 0 0 2
Morrison 0-0 0-0 0-0 0-0-0 0 0 0 0 0 0 1
TEAM 2-0-2
Totals 14-51 4-16 10-22 13-21-31 18 42 8 26 0 5 200
Pct. .275 .250 .455 DB:6

FG's (1st half: 5-25, 20.0; 2nd half: 9-26, 34.6)
3FG's (1st half: 2-8, 25.0; 2nd half: 2-8, 25.0)
FT's (1st half: 2-9, 22.2; 2nd half: 8-13, 61.5)

DUKE FG 3FG FT REB PF TP A TO B S Min
Parent f 1-2 0-0 2-2 2-2-4 2 4 2 1 0 1 21
Schweitzer f 4-11 3-4 0-0 1-4-5 1 11 4 3 0 2 23
Rice c 2-4 1-2 5-6 1-5-6 3 10 3 5 1 3 26
Mosch g 4-7 0-1 0-0 0-3-3 1 8 1 5 1 1 29
Gingrich g 2-6 1-3 3-4 0-2-2 2 8 5 2 0 2 24
Matyasovsky 4-7 1-1 0-0 1-3-4 1 9 1 3 1 2 26
West 6-14 2-7 1-1 1-2-3 3 15 2 0 0 2 17
Brown 0-0 0-0 0-0 0-0-0 2 0 0 0 1 1 6
Hayes 1-3 0-0 2-4 1-6-7 2 4 0 0 0 2 20
Gvozdenovic 0-0 0-0 0-0 0-1-1 3 0 1 0 0 0 2
Gebisa 1-1 0-0 0-0 0-0-0 1 2 1 1 0 0 6
TEAM 0-3-3
Totals 25-55 8-18 13-17 8-31-39 21 71 21 20 4 16 200
Pct. .455 .444 .765 DB:4

FG's (1st half: 13-32, 40.6; 2nd half: 12-23, 52.2)
3FG's (1st half: 6-13, 46.2; 2nd half: 2-5, 40.0)
FT's (1st half: 4-6, 66.7; 2nd half: 9-11, 81.8)

Officials: Dennis DeMayo, Scotty Herrmann
Attendance: 5,123 • Technical Fouls: None

Score by Period 1st 2nd Total
Campbell 14 28 42
Duke 36 35 71

[5/5]Duke 96, UW-Milwaukee 63

2001 NCAA Tournament - First Round
March 17, 2001
Cameron Indoor Stadium - Durham, N.C.
UW-Milw FG 3FG FT REB PF TP A TO B S Min
Luchsinger f 3-6 0-1 2-2 0-4-4 3 8 0 1 0 1 24
Viall c 1-6 0-0 0-0 2-2-4 1 2 1 1 1 0 15
Stoltenberg g 3-4 3-4 0-0 0-0-0 2 9 1 5 0 0 22
Whitliffe g 8-18 4-12 4-5 1-2-3 0 24 2 2 0 6 37
Tamm g 0-3 0-0 9-10 4-1-5 2 9 1 5 0 1 19
Klaas 1-5 1-4 0-0 0-1-1 1 3 2 2 0 1 18
Buer 0-0 0-0 0-0 0-0-0 0 0 0 0 0 0 0
Smith 0-9 0-0 0-0 1-1-2 2 2 0 4 0 0 2 21
Kaufmann 2-4 0-1 0-0 1-1-2 2 4 0 3 0 0 13
Fletcher 0-2 0-0 0-2 1-3-4 1 0 0 3 0 0 17
Gregory 1-2 0-0 0-0 0-0-0 0 2 0 1 0 1 3
Wenzel 0-1 0-0 0-0 0-0-0 0 0 0 0 0 0 3
Jonason 1-3 0-0 0-0 0-0-0 1 2 1 0 0 0 2 8
TEAM 4-0-4
Totals 20-63 8-22 15-19 14-15-29 15 63 12 23 1 14 200
Pct. 31.7 36.4 78.9 DB:2

FG's (1st half: 10-33, 30.3; 2nd half: 10-30, 33.3)
3FG's (1st half: 3-12, 25.0; 2nd half: 5-10, 50.0)
FT's (1st half: 5-5, 100.0; 2nd half: 10-14, 71.4)

DUKE FG 3FG FT REB PF TP A TO B S Min
Parent f 4-4 0-0 0-0 1-3-4 3 8 0 0 2 0 24
Matyasovsky f 2-4 0-0 0-0 2-2-4 2 4 4 4 0 1 22
Mosch g 2-5 0-0 2-2 1-3-4 2 6 4 2 0 0 28
Beard g 9-12 0-1 4-5 2-2-4 1 22 4 1 0 7 26
Schweitzer g 7-11 1-4 2-3 0-5-5 3 17 3 2 0 0 29
Craig 8-9 3-3 1-2 1-0-1 1 20 0 3 0 2 16
Krapohl 0-0 0-0 0-0 0-1-1 0 0 0 3 0 0 3
Gingrich 0-0 0-0 0-0 0-3-3 0 0 2 1 0 0 6
Gebisa 2-4 0-0 0-0 1-3-4 0 4 1 0 1 1 9
West 2-5 1-2 0-0 0-2-2 1 5 2 2 0 2 12
Tillis 2-6 0-1 2-2 1-1-2 2 6 2 1 1 1 18
White 2-2 0-0 0-0 0-3-3 0 4 0 1 4 0 7
TEAM 0-2-2
Totals 40-62 5-11 11-14 9-30-39 15 96 21 20 8 14 200
Pct. 64.5 45.5 78.6 DB:1.1

FG's (1st half: 19-31, 61.3; 2nd half: 21-31, 67.7)
3FG's (1st half: 4-8, 50.0; 2nd half: 1-3, 33.3)
FT's (1st half: 3-4, 75.0; 2nd half: 8-10, 80.0)

Officials: Randy Campbell, Denise Brooks Connie Pardue
Attendance: 4,438 • Technical Fouls: None

Score by Period 1st 2nd Total
UW-Milwaukee 28 35 63
Duke 45 51 96

[10/7] Duke 90, Western Kentucky 70

2000 NCAA Tournament - Second Round
March 20, 2000
Cameron Indoor Stadium - Durham, N.C.
W. Kentucky FG 3FG FT REB PF TP A TO B S Min
Britt f 6-14 0-4 5-6 1-4-5 4 9 1 0 0 1 35
Mansfield f 9-15 0-0 3-3 4-5-9 4 21 2 2 0 0 37
Johnson g 3-9 0-2 0-0 1-3-4 2 6 1 1 0 1 29
Powers g 1-4 0-1 2-2 0-1-1 5 4 0 2 1 1 35
Walz g 5-16 2-9 5-6 3-2-5 4 17 6 2 0 0 39
Hutcherson 1-3 0-0 0-0 2-1-3 1 2 1 1 0 0 19
Wulf 0-0 0-0 0-0 0-0-0 1 0 0 0 0 0 4
Slaughter 0-0 0-0 0-0 0-0-0 1 0 0 0 0 0 1
Wright 1-1 1-1 0-0 0-0-0 0 3 0 0 0 0 1
TEAM 3-0-3
Totals 26-62 3-17 15-17 14-16-30 20 70 12 10 1 3 200
Pct. .419 .176 .882 DB:3

FG's (1st half: 13-24, 38.2; 2nd half: 13-28, 46.4)
3FG's (1st half: 3-8, 25.0; 2nd half: 1-9, 11.1)
FT's (1st half: 4-4, 1.000; 2nd half: 11-13, 84.6)

DUKE FG 3FG FT REB PF TP A TO B S Min
Parent f 4-6 0-0 1-2 6-5-11 4 9 1 0 0 1 33
Schweitzer f 8-17 2-7 7-8 3-3-6 1 25 4 2 0 2 36
Rice c 0-6 0-1 2-2 3-3-6 5 2 1 2 0 0 23
Mosch g 7-12 0-0 11-11 3-3-6 0 25 3 3 0 0 31
Gingrich g 3-4 0-1 5-7 0-2-2 2 11 1 1 0 1 22
West 4-15 3-11 0-0 1-1-2 0 11 2 1 0 1 26
Matyasovsky 3-7 1-1 0-0 3-4-7 3 7 2 0 2 0 26
Hayes 0-0 0-0 0-0 0-0-0 0 0 0 0 0 0 3
TEAM 3-1-4
Totals 29-67 6-21 26-60 22-22-44 15 90 14 9 2 5 200
Pct. .433 .286 .867 DB:3

FG's (1st half: 16-35, 45.7; 2nd half: 13-32, 40.6)
3FG's (1st half: 2-8, 25.0; 2nd half: 4-13, 30.8)
FT's (1st half: 4-4, 1.000; 2nd half: 22-26, 84.6)

Officials: Dennis DeMayo, Lisa Mattingly, Scotty Herrmann
Attendance: 5,318 • Technical Fouls: None

Score by Period 1st 2nd Total
Western Kentucky 32 38 70
Duke 38 52 90

[5/5]Duke 75, Arkansas 54

2001 NCAA Tournament - Second Round
March 19, 2001
Cameron Indoor Stadium - Durham, N.C.
Arkansas FG 3FG FT REB PF TP A TO B S Min
Christian f 3-11 0-4 2-2 1-4-5 1 8 0 4 3 1 29
Bragg f 2-7 0-0 1-2 4-4-8 3 5 0 2 0 2 28
Wright g 3-8 2-2 3-6 1-3-4 3 11 6 4 0 2 33
Willits g 2-5 2-4 0-0 2-2-4 3 6 0 3 1 0 27
Cherry g 4-12 0-0 3-4 1-3-4 3 11 1 1 0 0 34
Lewis 3-7 3-7 0-0 0-0-0 0 9 1 3 0 1 19
Anderson 1-5 0-0 0-0 0-2-2 2 2 0 1 1 0 11
Harmon 0-1 0-1 0-0 0-0-0 1 0 0 0 0 0 6
Harper 0-0 0-0 0-0 0-1-1 0 0 0 1 0 0 6
Nesby 0-0 0-0 0-0 0-1-1 0 0 1 0 0 0 5
Oakley 1-1 0-0 0-1 0-0-0 0 2 0 0 0 0 2
TEAM 2-3-5
Totals 19-57 7-18 9-15 11-23-34 16 54 9 19 5 6 200
Pct. 33.3 38.9 60.0 DB:4.1

FG's (1st half: 10-29, 34.5; 2nd half: 9-28, 32.1)
3FG's (1st half: 4-8, 50.0; 2nd half: 3-10, 30.0)
FT's (1st half: 5-8, 62.5; 2nd half: 4-7, 57.1)

DUKE FG 3FG FT REB PF TP A TO B S Min
Parent f 1-3 0-0 7-8 2-4-6 2 9 2 0 2 3 31
Matyasovsky f 2-6 0-0 0-0 1-2-3 2 4 0 1 0 1 19
Mosch g 3-4 0-0 1-2 0-4-4 3 7 2 1 0 2 21
Beard g 6-10 0-0 2-2 1-6-7 2 14 6 3 0 3 33
Schweitzer g 5-13 2-5 1-3 1-4-5 2 13 4 2 2 0 36
Craig 5-12 0-3 1-2 0-1-1 1 11 2 1 0 2 22
Krapohl 2-2 1-1 0-0 0-0-0 0 5 0 0 0 0 3
Gingrich 0-0 0-0 0-0 0-0-0 0 0 0 0 0 0 2
Gebisa 1-2 0-0 0-0 0-0-0 1 2 0 0 0 0 4
West 0-1 0-1 0-0 0-0-0 0 0 0 0 0 1 3
Tillis 2-4 0-1 0-0 1-3-4 0 4 2 5 0 0 19
White 3-5 0-0 0-0 1-3-4 1 6 0 0 2 0 7
TEAM 4-2-6
Totals 30-62 3-11 17-17 11-29-40 14 75 18 13 6 12 200
Pct. 48.4 27.3 70.6 DB:2

FG's (1st half: 16-33, 48.5; 2nd half: 14-29, 48.3)
3FG's (1st half: 1-5, 20.0; 2nd half: 2-6, 33.3)
FT's (1st half: 3-5, 60.0; 2nd half: 9-12, 75.0)

Officials: Randy Campbell, Ron Dressander, Connie Pardue
Attendance: 6,023 • Technical Fouls: None

Score by Period 1st 2nd Total
Arkansas 29 25 54
Duke 36 39 75

[15/12] LSU 79, [10/7] Duke 66

2000 NCAA Tournament - Regional Semifinal
March 25, 2000
Alltel Pavilion - Richmond, Va.
LSU FG 3FG FT REB PF TP A TO B S Min
Brown f 6-10 1-1 3-5 4-5-9 2 16 6 2 1 0 30
Hibbert f 3-10 2-6 6-6 1-3-4 2 14 3 1 0 1 40
White c 9-10 0-0 1-2 3-8-11 1 19 2 1 1 1 38
Ferdinand g 9-14 0-1 4-5 1-2-3 2 22 8 3 0 3 39
Crockett g 1-5 0-1 0-0 1-1-2 2 2 1 1 2 1 29
Ke-Ke 1-2 0-0 0-0 0-2-2 3 2 0 1 0 0 9
Lymon 0-0 0-0 0-0 0-1-1 0 0 0 0 0 0 4
Hawkins 1-3 0-0 2-2 0-0-0 3 4 2 2 1 0 11
TEAM 2-2-4
Totals 30-54 3-9 16-20 12-24-36 15 79 22 11 5 6 200
Pct. .556 .333 .800 DB:1

FG's (1st half: 13-24, 54.2; 2nd half: 17-30, 56.7)
3FG's (1st half: 3-5, 60.0; 2nd half: 0-4, 0.0)
FT's (1st half: 1-1, 1.000; 2nd half: 15-19, 78.9)

DUKE FG 3FG FT REB PF TP A TO B S Min
Parent f 5-7 0-0 0-1 6-2-8 4 10 3 0 0 0 36
Schweitzer f 5-17 1-5 3-4 4-3-7 3 14 2 1 0 3 39
Rice c 5-11 2-6 5-5 2-2-4 2 17 5 3 0 0 36
Mosch g 3-9 0-0 2-2 2-2-4 3 8 1 1 0 1 26
Gingrich g 0-4 0-2 0-0 2-1-3 2 0 2 1 0 1 23
West 5-13 2-8 1-2 0-1-1 3 13 0 2 0 1 23
Matyasovsky 0-3 0-0 0-0 1-1-2 1 0 1 0 0 0 11
Hayes 2-3 0-0 0-0 2-0-2 0 4 0 0 0 0 6
TEAM 2-3-5
Totals 25-67 5-21 11-14 21-15-36 18 66 14 8 0 5 200
Pct. .373 .238 .786 DB:0

FG's (1st half: 12-34, 35.3; 2nd half: 13-33, 39.4)
3FG's (1st half: 2-11, 18.2; 2nd half: 3-10, 30.0)
FT's (1st half: 5-6, 83.3; 2nd half: 6-8, 75.0)

Officials: Melissa Barlow, Judy Stroud, Randy Campbell (Tom Danaher)
Attendance: 5,706 • Technical Fouls: None

Score by Period 1st 2nd Total
LSU 30 49 79
Duke 31 35 66

[15/15] SW Missouri St. 81, [5/5] Duke 71

2001 NCAA Tournament - Regional Semifinal
March 24, 2001
Spokane Arena - Spokane, Wash.
SW MO State FG 3FG FT REB PF TP A TO B S Min
Mitchem f 7-12 2-2 1-2 2-2-4 3 17 1 2 0 0 32
Deer f 1-4 1-3 4-4 1-10-11 4 7 2 1 0 2 36
Rahe c 2-7 0-1 3-4 2-5-7 5 7 2 7 0 1 40
Stiles g 15-27 1-3 10-13 1-2-3 3 41 2 5 0 0 37
Campbell g 0-2 0-0 0-2 1-0-1 1 0 5 3 0 3 28
Kiss 0-0 0-0 0-0 0-0-0 0 0 0 0 0 0 2
Vincente 2-3 0-0 2-3 0-4-4 3 6 0 2 0 0 12
Hohenberger 1-2 0-0 1-2 0-0-0 0 3 0 0 0 0 7
Cavey 0-4 0-0 0-0 2-1-3 0 0 1 2 0 0 6
TEAM 2-6-8
Totals 28-56 4-9 21-30 11-30-41 19 81 13 22 0 6 200
Pct. 50.0 44.4 70.0 DB:4

FG's (1st half: 14-26, 53.8; 2nd half: 14-30, 46.7)
3FG's (1st half: 2-4, 50.0; 2nd half: 2-5, 40.0)
FT's (1st half: 6-9, 66.7; 2nd half: 15-21, 71.4)

DUKE FG 3FG FT REB PF TP A TO B S Min
Parent f 0-0 0-0 1-2 1-3-4 4 2 3 2 3 2 30
Matyasovsky f 2-4 0-1 2-2 1-0-1 5 6 0 1 0 1 22
Mosch g 2-7 0-0 1-1 2-3-5 0 5 2 0 0 0 26
Beard g 10-15 1-4 6-7 0-3-3 5 27 0 6 0 1 33
Schweitzer g 3-11 1-7 4-6 0-4-4 2 11 5 8 0 2 39
Craig 2-13 0-3 0-0 2-1-3 4 4 0 1 0 3 22
Gingrich 0-1 0-1 0-0 0-0-0 0 0 0 0 0 0 0
Tillis 5-9 1-3 3-4 2-6-8 0 14 0 3 1 2 24
White 1-2 0-0 0-0 1-1-2 1 2 0 0 0 0 4
TEAM 2-1-3
Totals 25-62 3-19 18-22 11-22-33 21 71 10 21 4 11 200
Pct. 40.3 15.8 81.8 DB:0

FG's (1st half: 12-30, 40.0; 2nd half: 9-31, 29.0)
3FG's (1st half: 3-10, 30.0; 2nd half: 3-8, 37.5)
FT's (1st half: 4-6, 66.7; 2nd half: 14-17, 82.4)

Officials: Bob Trammell, Eric Larson, Judy Stroud
Attendance: 10,941 • Technical Fouls: None

Score by Period 1st 2nd Total
Southeast Missouri State 36 45 81
Duke 42 29 71

[3/3] Duke 95, Norfolk State 48

2002 NCAA Tournament - First Round
March 15, 2002
Cameron Indoor Stadium - Durham, N.C.

Norfolk St.	FG	3FG	FT	REB	PF	TP	A	TO	B	S	Min
Newman f	2-6	0-0	0-1	0-1-1	3	4	0	1	1	1	22
Taylor f	6-16	1-4	4-4	3-2-5	3	17	0	4	0	2	31
Thompson g	2-10	0-2	0-0	1-4-5	1	4	3	3	0	3	26
Martin g	0-7	0-5	0-0	0-1-1	4	0	1	5	0	1	29
Burke g	4-9	1-2	0-0	0-0-0	2	9	2	2	0	2	27
Ali f	1-8	1-2	1-2	1-0-1	1	4	2	1	0	1	20
Cuffee	0-0	0-0	0-0	0-0-0	0	0	0	0	0	0	4
Phillips	0-0	0-0	0-0	0-1-1	2	0	1	0	0	0	4
Richardson	1-1	0-0	0-0	1-0-1	0	2	1	0	0	0	4
Cotton	0-1	0-1	0-0	0-0-0	0	0	0	0	0	0	3
McClintock	0-1	0-1	0-0	1-0-1	1	0	0	0	0	0	6
Thomas	1-2	0-0	0-0	0-3-3	0	2	0	1	1	0	9
Rawls	0-0	0-0	0-0	0-0-0	0	0	0	0	0	0	3
Clark	2-4	0-0	2-2	1-2-3	0	6	0	0	0	1	12
TEAM				3-2-5							
Totals	19-65	3-17	7-9	11-16-27	17	48	10	17	2	11	200
Pct.	29.2	17.6	77.8	DB: 0							

FG's (1st half: 7-38, 18.4; 2nd half: 12-27, 44.4)
3FG's (1st half: 1-10, 10.0; 2nd half: 2-7, 28.6)
FT's (1st half: 2-3, 66.7; 2nd half: 5-6, 83.3)

DUKE	FG	3FG	FT	REB	PF	TP	A	TO	B	S	Min
Tillis f	3-6	0-2	6-8	3-7-10	2	12	4	1	0	2	29
Matyasovsky f	4-6	1-2	3-4	2-1-3	0	12	4	3	0	1	25
Krapohl g	4-6	4-6	0-1	1-3-4	1	12	7	2	1	2	26
Beard g	12-15	1-2	4-4	0-3-3	2	29	1	0	1	2	22
Currie g	5-9	2-3	0-1	2-11-13	0	12	3	1	0	1	30
Mosch	3-6	1-3	3-4	0-2-2	1	10	4	3	0	0	25
Gingrich	2-7	2-5	0-0	0-2-2	3	6	3	4	0	0	19
Whitley	1-2	0-0	0-0	1-4-5	0	2	0	4	0	1	24
TEAM				3-3-6							
Totals	34-57	11-23	16-22	12-36-48	9	95	26	18	2	9	200
Pct.	59.6	47.8	72.7	DB: 1.1							

FG's (1st half: 14-29, 48.3; 2nd half: 20-28, 71.4)
3FG's (1st half: 4-12, 33.3; 2nd half: 7-11, 63.6)
FT's (1st half: 11-16, 68.8; 2nd half: 5-6, 83.3)

Officials: David Stewart, Marty Novitch, Denise Brooks-Clausen
Attendance: 6,004 • Technical Fouls: None

Score by Period	1st	2nd	Total
Norfolk State	17	31	48
Duke	43	52	95

[3/3] Duke 77, [13/13] South Carolina 68

2002 NCAA Tournament - Regional Final
March 25, 2002
ESA - Raleigh, N.C.

South Carolina	FG	3FG	FT	REB	PF	TP	A	TO	B	S	Min
Geter f	5-7	0-0	0-0	2-3-5	3	10	0	2	1	3	32
Penn f	7-16	0-0	0-0	6-3-9	5	14	2	1	0	0	33
Ujihelyi c	1-8	0-1	0-0	1-4-5	3	2	2	4	0	1	30
Ciocan g	5-11	0-2	0-0	0-3-4	4	10	4	5	0	2	32
Gortman g	6-19	1-4	4-6	0-5-5	2	17	2	0	0	2	38
Morrone	4-4	3-3	0-0	0-1-1	0	11	3	3	0	3	24
Troina	2-3	0-0	0-0	1-1-2	3	4	0	1	0	1	11
TEAM				1-5-6							
Totals	30-68	4-10	4-6	11-25-36	20	68	13	16	1	12	200
Pct.	44.1	40.0	66.7	DB: 2							

FG's (1st half: 11-32, 34.4; 2nd half: 19-36, 52.8)
3FG's (1st half: 0-4, 0.0; 2nd half: 4-6, 66.7)
FT's (1st half: 0-0, 0.0; 2nd half: 4-6, 66.7)

DUKE	FG	3FG	FT	REB	PF	TP	A	TO	B	S	Min
Tillis f	3-12	0-1	0-0	1-6-7	1	6	4	3	1	0	30
Matyasovsky f	5-7	0-1	2-2	2-3-5	0	12	1	3	4	0	27
Krapohl g	0-1	0-0	0-0	0-0-0	0	0	0	1	0	1	7
Beard g	9-12	0-1	6-8	2-5-7	1	24	5	1	2	5	40
Currie g	4-9	0-0	7-8	1-2-3	2	15	4	1	1	1	32
Mosch	3-8	0-2	1-2	2-1-3	0	7	3	2	0	0	22
Gingrich	3-6	3-5	1-2	0-4-4	3	10	2	3	0	0	26
Whitley	1-3	0-0	1-2	0-3-3	2	3	0	0	1	0	16
TEAM				1-2-3							
Totals	28-58	3-10	18-24	9-26-35	9	77	19	14	9	7	200
Pct.	48.3	30.0	75.0	DB: 3							

FG's (1st half: 16-34, 47.1; 2nd half: 12-24, 50.0)
3FG's (1st half: 0-4, 0.0; 2nd half: 3-6, 50.0)
FT's (1st half: 3-5, 60.0; 2nd half: 15-19, 78.9)

Officials: Bill Titus, Angie Lewis, Eric Larson
Attendance: 8,107 • Technical Fouls: None

Score by Period	1st	2nd	Total
South Carolina	22	46	68
Duke	35	42	77

[3/3] Duke 76, [--/25] TCU 66

2002 NCAA Tournament - Second Round
March 17, 2002
Cameron Indoor Stadium - Durham, N.C.

TCU	FG	3FG	FT	REB	PF	TP	A	TO	B	S	Min
Evans f	0-4	0-1	0-2	1-5-6	3	0	3	2	0	1	29
Safantova f	8-20	5-10	3-4	0-1-1	3	24	2	0	1	1	32
Irvin c	4-8	0-0	0-1	3-6-9	3	8	0	5	1	0	31
Nix g	1-4	0-0	0-0	0-4-4	1	2	3	3	0	2	32
Shaw g	5-9	2-5	0-0	0-3-3	4	12	6	4	0	1	33
Baldwin	0-2	0-2	2-2	0-0-0	1	2	0	2	0	0	11
Browning	0-0	0-0	0-0	0-0-0	1	0	0	1	0	0	4
Newton	2-6	1-2	2-3	1-3-4	2	7	1	0	0	0	15
Tedder	0-0	0-0	0-0	0-0-0	0	0	0	0	0	0	0+
Gantt	4-5	3-4	0-0	0-3-3	2	11	2	1	0	0	13
TEAM				1-2-3							
Totals	24-58	11-24	7-12	6-27-33	20	66	17	18	2	5	200
Pct.	41.4	45.8	58.3	DB: 2.1							

FG's (1st half: 9-24, 37.5; 2nd half: 15-34, 44.1)
3FG's (1st half: 4-10, 40.0; 2nd half: 7-14, 50.0)
FT's (1st half: 1-5, 20.0; 2nd half: 6-7, 85.7)

DUKE	FG	3FG	FT	REB	PF	TP	A	TO	B	S	Min
Tillis f	2-9	0-4	1-4	0-4-4	3	5	1	2	0	3	24
Matyasovsky f	2-3	1-2	0-0	0-1-1	4	5	0	0	0	0	12
Krapohl g	0-1	0-1	0-0	0-0-0	0	0	2	2	0	0	9
Beard g	10-23	0-2	6-8	1-10-11	1	26	3	2	0	3	40
Currie g	5-9	1-1	9-10	1-2-3	4	20	3	2	0	3	37
Mosch	1-4	0-0	0-0	1-5-6	1	2	3	2	0	2	22
Gingrich	4-6	3-5	1-1	0-2-2	0	12	2	2	0	0	26
Whitley	2-2	0-0	2-2	1-4-5	1	6	2	2	0	1	30
TEAM				4-2-6							
Totals	26-57	5-15	19-25	8-30-38	14	76	16	14	0	12	200
Pct.	45.6	33.3	76.0	DB: 1.1							

FG's (1st half: 13-29, 44.8; 2nd half: 13-28, 46.4)
3FG's (1st half: 3-6, 50.0; 2nd half: 2-9, 22.2)
FT's (1st half: 5-6, 83.3; 2nd half: 14-19, 73.7)

Officials: Scott Yarbrough, David Stewart, Robyn Ensminger
Attendance: 4,794 • Technical Fouls: None

Score by Period	1st	2nd	Total
TCU	23	43	66
Duke	34	42	76

[2/2] Oklahoma 86, [3/3] Duke 71

2002 NCAA Tournament - Final Four
March 29, 2002
Alamodome - San Antonio, Texas

DUKE	FG	3FG	FT	REB	PF	TP	A	TO	B	S	Min
Tillis f	8-20	1-4	2-4	2-7-9	3	19	2	2	0	2	29
Matyasovsky f	3-5	0-1	0-0	1-2-3	1	6	3	3	0	0	25
Krapohl g	1-2	1-2	0-0	0-2-2	1	3	2	0	0	0	10
Beard g	6-15	1-4	2-2	2-4-6	5	15	5	3	1	1	39
Currie g	3-10	0-0	2-2	1-0-1	2	8	2	5	0	0	27
Mosch	1-4	0-1	1-2	0-3-3	1	3	4	0	1	0	22
Gingrich	1-6	1-4	0-0	0-1-1	3	3	1	0	0	1	25
Whitley	5-11	0-4	4-4	1-7-8	2	14	0	3	0	1	23
TEAM				3-2-5							
Totals	28-73	4-20	11-14	10-28-38	18	71	19	16	2	5	200
Pct.	38.4	20.0	78.6	DB: 0, 2							

FG's (1st half: 10-35, 28.6; 2nd half: 18-38, 47.4)
3FG's (1st half: 1-8, 12.5; 2nd half: 3-12, 25.0)
FT's (1st half: 7-8, 87.5; 2nd half: 4-6, 66.7)

Oklahoma	FG	3FG	FT	REB	PF	TP	A	TO	B	S	Min
Hill f	5-11	1-5	3-3	1-5-6	3	14	3	1	0	1	36
Dales f	6-13	3-8	2-2	0-6-6	1	17	5	2	0	3	36
Talbert c	3-5	0-0	2-2	1-4-5	2	8	1	0	0	0	37
Caufield g	4-13	0-3	4-4	1-2-3	3	12	1	4	4	0	20

[2/1] Duke 65, Utah 54

2003 NCAA Tournament - Second Round
March 25, 2003
Reynolds Coliseum - Raleigh, N.C.

	FG	3FG	FT	REB	PF	TP	A	TO	B	S	Min
Utah											
Smith f	7-15	4-9	2-2	2-3-5	4	20	0	4	0	0	40
Marshall f	1-3	0-0	0-0	3-2-5	1	2	0	3	1	1	34
Little c	1-3	0-0	1-2	0-1-1	4	3	1	0	0	0	21
Thorburn g	4-13	1-5	3-4	0-6-6	0	12	5	4	0	2	39
Stireman g	4-6	0-0	0-0	1-4-5	3	8	5	2	1	2	31
Wobbe	1-1	0-0	1-2	0-0-0	1	3	0	0	0	0	8
Wood	0-1	0-1	0-0	0-0-0	0	0	0	0	0	0	3
Sitterud	2-6	2-5	0-0	0-2-2	2	6	0	0	0	2	24
TEAM				0-4-4							
Totals	20-48	7-20	7-10	6-22-28	15	54	11	13	2	7	200
Pct.	41.7	35.0	70.0	DB:2							

FG's (1st half: 10-21, 47.6; 2nd half: 10-27, 37.0)
3FG's (1st half: 5-8, 62.5; 2nd half: 2-12, 16.7)
FT's (1st half: 0-0, 0.0; 2nd half: 7-10, 70.0)

DUKE	FG	3FG	FT	REB	PF	TP	A	TO	B	S	Min
Tillis f	5-15	1-4	1-2	2-8-10	2	12	1	0	0	4	38
Matyasovsky f	0-1	0-0	0-0	0-1-1	2	0	0	1	1	0	15
Harding g	3-7	0-1	0-0	3-5-2	1	6	4	3	0	1	32
Krapohl g	1-4	1-3	0-0	1-1-2	0	3	2	1	0	2	35
Beard g	10-12	2-2	5-6	0-2-2	2	27	1	2	1	2	34
Bass	2-5	0-0	1-2	4-3-7	2	5	1	0	0	0	13
Mosch	0-1	0-0	1-2	0-3-3	2	1	0	0	0	0	8
Foley	4-8	2-4	1-2	1-3-4	2	11	1	2	0	0	23
Whitley	0-2	0-0	0-0	0-0-0	0	0	0	0	0	0	2
TEAM											
Totals	25-55	6-14	9-14	11-23-34	13	65	10	9	2	9	200
Pct.	45.5	42.9	64.3	DB:2							

FG's (1st half: 12-28, 42.9; 2nd half: 13-27, 48.1)
3FG's (1st half: 5-11, 45.5; 2nd half: 1-3, 33.3)
FT's (1st half: 4-5, 80.0; 2nd half: 5-9, 55.6)

Officials: Tina Napier, Jeff Caudle, Gator Parrish
Attendance: 5,073 • Technical Fouls: None

Score by Period	1st	2nd	Total
Utah	25	29	54
Duke	33	32	65

[4/4] Tennessee 66, [2/1] Duke 58

2003 NCAA Tournament - Final Four
April 6, 2003
Georgia Dome - Atlanta, Ga.

	FG	3FG	FT	REB	PF	TP	A	TO	B	S	Min
Tennessee											
Butts *	1-6	0-2	0-0	0-1-1	3	2	0	1	0	1	27
Jackson *	7-13	1-3	10-12	4-11-15	2	25	0	3	2	1	36
Lawson *	3-12	0-2	2-2	4-7-11	0	8	5	2	0	0	35
Moore *	5-9	0-1	1-2	1-1-2	2	11	1	2	0	3	37
Ely *	3-7	0-0	0-0	0-7-7	4	6	0	2	0	2	26
Davis	0-0	0-0	0-0	0-1-1	0	0	0	0	0	0	3
Zolman	0-1	0-1	2-2	0-0-0	0	2	0	1	0	0	5
Jackson	3-4	0-0	1-2	0-1-1	1	7	1	0	0	1	13
Robinson	2-5	0-0	1-1	1-2-3	1	5	1	1	3	0	18
TEAM				0-0-0							
Totals	24-57	1-9	17-24	10-31-41	13	66	8	12	5	8	200
Pct.	42.1	11.1	81.0	DB:0,2							

FG's (1st half: 13-34, 38.2; 2nd half: 11-23, 47.8)
3FG's (1st half: 0-6, 0.0; 2nd half: 1-3, 33.3)
FT's (1st half: 1-2, 50.0; 2nd half: 16-19, 84.2)

DUKE	FG	3FG	FT	REB	PF	TP	A	TO	B	S	Min
Tillis f	4-11	1-2	0-0	0-5-5	2	9	3	1	2	2	36
Matyasovsky f	0-1	0-0	0-0	1-1-2	3	0	1	1	2	2	19
Harding g	3-8	0-1	0-0	1-4-5	5	6	4	3	0	1	34
Krapohl g	0-1	0-1	0-0	0-0-0	1	0	0	1	0	0	10
Beard g	12-24	1-2	4-5	2-4-6	2	29	1	1	0	0	40
Bass	1-3	0-0	0-0	0-2-2	2	2	0	4	0	0	14
Mosch	4-9	1-2	1-1	0-4-4	3	10	0	0	0	2	30
Foley	0-2	0-1	0-0	0-1-1	0	0	0	0	0	0	8
Whitley	0-2	0-0	0-0	1-1-2	2	0	0	1	0	0	9
TEAM				0-3-3							
Totals	24-61	3-9	5-6	5-25-30	20	56	9	12	4	7	200
Pct.	39.3	33.3	83.3	DB:0,2							

FG's (1st half: 12-29, 41.4; 2nd half: 12-32, 37.5)
3FG's (1st half: 2-4, 50.0; 2nd half: 1-5, 20.0)
FT's (1st half: 3-3, 100.0; 2nd half: 2-3, 66.7)

Officials: Scott Yarbrough, Sally Bell, Joe Cunningham
Attendance: 28,210 • Technical Fouls: None

Score by Period	1st	2nd	Total
Tennessee	27	39	66
Duke	29	27	56

[2/1] Duke 66, [19/20] Georgia 63

2003 NCAA Tournament - Regional Semifinal
March 29, 2003
The Pit/Bob King Court - Albuquerque, N.M.

	FG	3FG	FT	REB	PF	TP	A	TO	B	S	Min
Georgia											
Lycett f	4-10	1-4	2-2	1-2-3	2	11	4	1	0	0	33
Driskell f	6-7	2-2	2-2	1-4-5	1	16	1	2	0	0	23
Thomas c	6-11	0-1	1-1	4-8-12	2	13	0	0	2	1	34
Taylor g	0-4	0-2	0-0	1-1-2	3	0	4	3	0	0	36
Kendrick g	4-11	2-5	1-2	1-3-4	1	11	5	7	0	2	39
Pierce	1-4	0-1	0-0	1-3-4	0	2	0	0	0	0	14
Frye	0-1	0-1	0-0	0-0-0	1	0	0	0	0	0	4
Felder	4-5	0-1	2-3	0-3-3	0	10	1	1	0	0	17
TEAM				1-4-5							
Totals	25-53	5-17	8-10	10-28-38	10	63	15	14	2	3	200
Pct.	47.2	29.4	80.0	DB:1							

FG's (1st half: 12-27, 44.4; 2nd half: 13-29, 50.0)
3FG's (1st half: 5-10, 40.0; 2nd half: 1-7, 14.3)
FT's (1st half: 4-5, 80.0; 2nd half: 4-5, 80.0)

DUKE	FG	3FG	FT	REB	PF	TP	A	TO	B	S	Min
Tillis f	9-16	3-6	0-0	2-2-4	2	21	0	1	0	2	36
Matyasovsky f	0-1	0-0	0-0	0-1-1	3	0	0	0	0	0	14
Harding g	3-6	0-0	0-0	1-4-5	0	6	5	1	0	1	27
Krapohl g	3-8	3-8	0-0	0-2-2	0	9	1	0	0	0	25
Beard g	4-11	1-4	3-4	1-4-5	1	12	5	2	1	2	40
Bass	4-7	0-0	2-2	3-1-4	2	10	1	0	1	1	19
Mosch	1-4	0-0	0-0	1-0-1	0	2	3	0	0	0	14
Foley	2-10	2-7	0-0	0-1-1	2	6	2	1	0	0	15
Whitley	0-0	0-0	0-0	0-1-1	4	0	0	0	0	0	10
TEAM				2-3-5							
Totals	26-63	9-25	5-6	10-19-29	14	66	17	6	2	8	200
Pct.	41.3	36.0	83.3	DB:0							

FG's (1st half: 10-31, 32.3; 2nd half: 16-32, 50.0)
3FG's (1st half: 5-17, 29.4; 2nd half: 4-8, 50.0)
FT's (1st half: 3-4, 75.0; 2nd half: 2-2, 100.0)

Officials: Joe Cunningham, Art Bomengen, Teresa Dahlem
Attendance: 16,182 • Technical Fouls: None

Score by Period	1st	2nd	Total
Georgia	32	31	63
Duke	28	38	66

[1/1] Duke 103, Northwestern State 51

2004 NCAA Tournament - First Round
March 21, 2004
Cameron Indoor Stadium - Durham, N.C.

	FG	3FG	FT	REB	PF	TP	A	TO	B	S	Min
NW State											
Swanigan f	5-13	0-0	3-3	1-3-4	4	13	0	3	1	2	34
Bennett f	0-5	0-2	0-0	2-0-2	5	0	0	0	1	0	18
Sparkman c	0-0	0-0	0-1	0-2-2	2	0	0	0	3	0	19
Dobin g	4-15	0-0	6-7	0-1-1	1	14	6	7	0	1	40
Cosby g	6-14	3-4	2-2	2-6-8	0	17	0	5	0	0	34
Tallant	2-4	0-0	2-4	2-1-3	0	6	0	3	0	1	20
Perry	0-1	0-0	0-0	1-0-1	0	0	0	0	0	0	5
Milliner	0-1	0-0	1-2	0-0-0	0	1	0	1	0	0	8
Jones	0-7	0-1	0-0	1-4-5	4	0	1	0	0	0	22
TEAM				1-3-4							
Totals	17-60	3-7	14-19	10-20-30	16	51	7	19	5	4	200
Pct.	28.3	42.9	73.7	DB:2,2							

FG's (1st half: 9-32, 28.1; 2nd half: 8-28, 28.6)
3FG's (1st half: 3-6, 50.0; 2nd half: 0-1, 0.0)
FT's (1st half: 2-4, 50.0; 2nd half: 12-15, 80.0)

DUKE	FG	3FG	FT	REB	PF	TP	A	TO	B	S	Min
Currie f	4-10	0-3	5-8	2-6-8	1	13	3	1	0	3	26
Tillis f	6-12	1-3	4-4	6-5-11	3	17	3	1	1	1	27
Bass c	6-10	0-0	1-4	4-4-8	1	13	1	1	2	0	22
Harding g	3-8	0-3	3-4	1-5-6	4	9	7	2	0	2	27
Beard g	2-9	1-4	3-6	3-5-8	1	8	9	1	1	3	26
Krapohl	3-5	3-5	2-3	0-1-1	1	11	3	0	0	0	22
Morgan	1-2	0-1	0-0	0-0-0	1	2	0	0	0	0	2
Marsh	1-1	1-1	0-0	0-0-0	1	3	0	0	0	0	3
Foley	7-14	4-9	0-0	2-3-5	0	18	3	1	0	2	27
Bales	4-4	0-0	1-1	1-5-6	3	9	1	1	5	1	18
TEAM				0-2-2							
Totals	37-75	10-29	19-30	19-36-51	16	103	30	8	9	12	200
Pct.	49.3	34.5	63.3	DB:8							

FG's (1st half: 19-40, 47.5; 2nd half: 18-35, 51.4)
3FG's (1st half: 4-15, 26.7; 2nd half: 6-14, 42.9)
FT's (1st half: 9-16, 56.3; 2nd half: 10-14, 71.4)

Officials: Bryan Brunette, Yvette McKinney, Jack Plunkett
Attendance: 6,504 • Technical Fouls: None

Score by Period	1st	2nd	Total
Northwestern State	23	28	51

[1/1] Duke 63, [7/5] Louisiana Tech 49

2004 NCAA Tournament - Regional Semifinal
March 28, 2004
Constant Center - Norfolk, Va.

Table with columns: Player, FG, 3FG, FT, REB, PF, TP, A TO, B S Min. Rows include La. Tech players and totals.

FG's (1st half: 10-29, 34.5; 2nd half: 10-37, 27.0)
3FG's (1st half: 1-4, 25.0; 2nd half: 1-7, 14.3)
FT's (1st half: 2-4, 50.0; 2nd half: 5-8, 62.5)

Table with columns: Player, FG, 3FG, FT, REB, PF, TP, A TO, B S Min. Rows include Duke players and totals.

FG's (1st half: 10-28, 35.7; 2nd half: 12-29, 41.4)
3FG's (1st half: 2-9, 22.2; 2nd half: 2-8, 25.0)
FT's (1st half: 4-4, 100.0; 2nd half: 11-12, 91.7)

Officials: Dennis DeMayo, Greg Small, Angie Lewis
Attendance: 7,703 • Technical Fouls: None

Score by Period table with columns: 1st, 2nd, Total. Rows for Louisiana Tech and Duke.

[24/22] Minnesota 82 , [1/1] Duke 75

2004 NCAA Tournament - Regional Final
March 30, 2004
Constant Center - Norfolk, Va.

Table with columns: Player, FG, 3FG, FT, REB, PF, TP, A TO, B S Min. Rows include Minnesota players and totals.

FG's (1st half: 13-26, 50.0; 2nd half: 13-29, 44.8)
3FG's (1st half: 3-8, 37.5; 2nd half: 3-7, 42.9)
FT's (1st half: 4-5, 80.0; 2nd half: 20-25, 80.0)

Table with columns: Player, FG, 3FG, FT, REB, PF, TP, A TO, B S Min. Rows include Duke players and totals.

FG's (1st half: 8-29, 27.6; 2nd half: 17-28, 60.7)
3FG's (1st half: 0-2, 0.0; 2nd half: 2-7, 28.6)
FT's (1st half: 10-14, 71.4; 2nd half: 13-17, 76.5)

Officials: Bryan Enterline, Lisa Jones, Eric Brewton
Attendance: 7,860 • Technical Fouls: None

Score by Period table with columns: 1st, 2nd, Total. Rows for Minnesota and Duke.

[7/8] Duke 80, Canisius 48

2005 NCAA Tournament - Second Round
March 20, 2005
Dean E. Smith Center - Chapel Hill, N.C.

Table with columns: Player, FG, 3FG, FT, REB, PF, TP, A TO, B S Min. Rows include Canisius players and totals.

FG's (1st half: 10-34, 29.4; 2nd half: 6-29, 20.7)
3FG's (1st half: 2-13, 15.4; 2nd half: 3-10, 30.0)
FT's (1st half: 2-3, 66.7; 2nd half: 9-15, 60.0)

Table with columns: Player, FG, 3FG, FT, REB, PF, TP, A TO, B S Min. Rows include Duke players and totals.

FG's (1st half: 17-30, 56.7; 2nd half: 17-33, 51.5)
3FG's (1st half: 1-3, 33.3; 2nd half: 0-3, 0.0)
FT's (1st half: 6-7, 85.7; 2nd half: 5-11, 45.5)

Officials: Greg Small, Robert Strong, Lolly Saenz
Attendance: 2,511 • Technical Fouls: None

Score by Period table with columns: 1st, 2nd, Total. Rows for Canisius and Duke.

[7/8] Duke 70, [25/--] Boston College 65

2005 NCAA Tournament - Second Round
March 22, 2005
Dean E. Smith Center - Chapel Hill, N.C.

Table with columns: Player, FG, 3FG, FT, REB, PF, TP, A TO, B S Min. Rows include BC players and totals.

FG's (1st half: 14-30, 46.7; 2nd half: 14-26, 53.8)
3FG's (1st half: 2-6, 33.3; 2nd half: 5-8, 62.5)
FT's (1st half: 0-2, 0.0; 2nd half: 2-4, 50.0)

Table with columns: Player, FG, 3FG, FT, REB, PF, TP, A TO, B S Min. Rows include Duke players and totals.

FG's (1st half: 15-28, 53.6; 2nd half: 10-32, 31.3)
3FG's (1st half: 3-5, 60.0; 2nd half: 0-2, 0.0)
FT's (1st half: 3-3, 100.0; 2nd half: 14-19, 73.7)

Officials: Melissa Barlow, Clarke Stevens, Carla Fujimoto
Attendance: 3,666 • Technical Fouls: None

Score by Period table with columns: 1st, 2nd, Total. Rows for Boston College and Duke.

[7/8] Duke 63, [20/20] Georgia 57

2005 NCAA Tournament - Regional Semifinal
March 26, 2005
The McKenzie Arena - Chattanooga, Tenn.

Table with columns: Player, FG, 3FG, FT, REB, PF, TP, A TO, B S Min. Rows include Georgia players and totals.

FG's (1st half: 8-22, 36.4; 2nd half: 12-35, 34.3)
3FG's (1st half: 3-8, 37.5; 2nd half: 4-13, 30.8)
FT's (1st half: 4-6, 66.7; 2nd half: 6-9, 66.7)

Table with columns: Player, FG, 3FG, FT, REB, PF, TP, A TO, B S Min. Rows include Duke players and totals.

FG's (1st half: 10-31, 32.3; 2nd half: 12-25, 48.0)
3FG's (1st half: 1-2, 50.0; 2nd half: 1-2, 50.0)
FT's (1st half: 6-7, 85.7; 2nd half: 11-13, 84.6)

Officials: Joe Cunningham, Eric Lawson, Charles Gonzalez
Attendance: 5,702 • Technical Fouls: None

Score by Period table with columns: 1st, 2nd, Total. Rows for Georgia and Duke.

[2/4] Louisiana State 59 , [7/8] Duke 49

2005 NCAA Tournament - Regional Final
March 28, 2005
The McKenzie Arena - Chattanooga, Tenn.

Table with columns: Player, FG, 3FG, FT, REB, PF, TP, A TO, B S Min. Rows include LSU players and totals.

FG's (1st half: 12-23, 52.2; 2nd half: 7-27, 25.9)
3FG's (1st half: 0-2, 0.0; 2nd half: 2-11, 18.2)
FT's (1st half: 6-6, 100.0; 2nd half: 3-5, 60.0)

Table with columns: Player, FG, 3FG, FT, REB, PF, TP, A TO, B S Min. Rows include Duke players and totals.

FG's (1st half: 13-28, 46.4; 2nd half: 10-27, 37.0)
3FG's (1st half: 1-2, 50.0; 2nd half: 0-2, 0.0)
FT's (1st half: 3-7, 42.9; 2nd half: 9-13, 69.2)

Officials: Robert Trammell, Cameron Inouye, Scott Yarbrough
Attendance: 5,086 • Technical Fouls: None

Score by Period table with columns: 1st, 2nd, Total. Rows for LSU and Duke.

[4/4] Duke 86, Southern 27

2006 NCAA Tournament - First Round
March 19, 2006
Constant Center - Norfolk, Va.

Southern	FG	3FG	FT	REB	PF	TP	A	T	B	S	Min
Johnson f	0-5	0-3	0-0	0-1-1	2	0	0	3	1	1	24
Huggins f	0-6	0-0	0-0	1-3-4	4	0	1	3	1	1	28
Lewis c	2-8	0-0	0-0	1-3-4	4	4	0	2	1	0	25
Shiggs g	2-4	0-2	1-1	0-0-0	3	5	0	2	0	0	17
Monroe g	2-7	1-2	0-3	2-0-2	2	5	1	6	0	0	14
Jones	2-6	0-0	3-3	3-3-6	3	7	3	6	0	2	34
Bush	0-0	0-0	0-0	0-0-0	0	0	0	0	0	0	1
Berard	0-3	0-3	0-0	0-0-0	0	0	1	0	1	1	4
Hill	0-1	0-0	0-0	0-0-0	0	0	0	0	0	0	4
Blake	0-2	0-1	0-0	0-1-1	2	0	0	1	0	0	9
Jackson	1-3	0-1	0-0	0-2-2	1	2	0	0	1	0	7
McLemore	0-1	0-0	0-0	1-1-2	0	4	0	1	0	2	18
Blake	2-10	0-1	0-0	1-1-2	0	4	0	1	0	2	18
Antoine	0-0	0-0	0-0	0-0-0	0	0	0	0	0	0	1
Jones	0-4	0-0	0-0	0-1-1	0	0	0	1	0	0	11
TEAM				2-3-5							
Totals	11-60	1-13	4-7	10-18-28	2	127	6	26	4	7	200
Pct.	18.3	7.7	57.1	DB: 0.2							

FG's (1st half: 7-29, 24.1; 2nd half: 4-31, 12.9)
3FG's (1st half: 1-2, 50.0; 2nd half: 0-11, 0.0)
FT's (1st half: 1-4, 25.0; 2nd half: 3-3, 100.0)

DUKE	FG	3FG	FT	REB	PF	TP	A	T	B	S	Min
Williams f	4-7	0-0	2-2	2-5-7	2	10	1	3	2	2	22
Currie f	5-9	0-1	9-10	2-6-8	3	19	3	1	1	0	19
Bales c	4-6	0-0	0-0	5-2-7	0	8	2	0	2	1	16
Harding g	5-8	2-2	6-7	2-3-5	1	18	3	0	1	0	25
Smith g	4-12	0-0	2-2	1-4-5	0	10	3	3	1	3	23
E. Wanner	1-3	1-2	0-0	0-0-1	1	3	1	2	0	1	13
Kurz	2-2	1-1	0-0	0-4-4	1	5	0	0	1	2	13
A. Wanner	2-8	0-3	2-3	1-1-2	0	6	3	1	0	0	21
Black	3-6	0-0	1-2	3-8-11	2	7	2	3	3	1	18
Foley	2-5	2-3	0-0	0-2-2	1	6	2	0	0	0	20
Gay	2-4	0-0	0-0	2-3-5	1	4	0	2	0	0	10
TEAM				2-2-4							
Totals	34-70	6-12	22-26	20-40-60	12	96	20	15	10	11	200
Pct.	48.6	50.0	84.6	DB: 0							

FG's (1st half: 14-39, 35.9; 2nd half: 20-31, 64.5)
3FG's (1st half: 2-6, 33.3; 2nd half: 4-6, 66.7)
FT's (1st half: 10-14, 71.4; 2nd half: 12-12, 100.0)

Officials: Kathy Lynch, Felicia Grinter, Joe Barrise, Sue Blanch (Alt)
Attendance: 4,466 • Technical Fouls: None

Score by Periods	1st	2nd	Total
Southern	16	11	27
Duke	40	56	96

[4/4] Duke 85, Southern California 51

2006 NCAA Tournament - Second Round
March 21, 2006
Constant Center - Norfolk, Va.

Southern Cal.	FG	3FG	FT	REB	PF	TP	A	T	B	S	Min
Jaskowiak f	1-5	0-1	0-0	0-0-0	4	2	1	1	0	1	27
Kerr f	6-16	0-1	1-3	1-5-6	3	13	1	1	1	2	32
LeNoir g	3-10	0-4	0-0	0-0-0	3	6	5	4	0	3	29
Gnekou g	1-5	1-3	2-2	1-4-5	1	5	1	1	1	1	33
Murphy g	5-15	1-6	4-4	3-7-10	2	15	3	5	1	3	36
Hagiya	1-7	0-4	3-5	1-2-3	2	5	1	4	0	3	31
Travers	0-0	0-0	0-0	0-1-1	0	0	0	0	0	0	2
Parker	2-4	1-1	0-0	0-0-0	3	5	0	0	1	1	10
TEAM				1-2-3							
Totals	19-62	3-20	10-14	7-21-28	18	51	12	17	4	14	200
Pct.	30.6	15.0	71.4	DB: 0.2							

FG's (1st half: 7-25, 28.0; 2nd half: 12-37, 32.4)
3FG's (1st half: 0-6, 0.0; 2nd half: 3-14, 21.4)
FT's (1st half: 8-9, 88.9; 2nd half: 2-5, 40.0)

DUKE	FG	3FG	FT	REB	PF	TP	A	T	B	S	Min
Williams f	3-5	0-0	3-4	4-4-8	1	9	1	4	0	1	21
Currie f	4-13	1-5	5-5	2-7-9	3	14	4	0	2	0	29
Bales c	8-9	0-0	6-7	2-7-9	2	22	1	1	6	2	26
Harding g	2-4	0-1	0-1	1-5-6	0	4	6	2	0	2	25
Smith g	2-8	0-1	2-2	5-1-6	2	6	4	4	0	1	18
E. Wanner	1-3	1-3	0-0	0-0-0	1	3	0	0	0	1	4
Kurz	2-4	2-3	0-0	0-1-1	1	6	0	0	0	1	8
A. Wanner	3-7	2-6	1-2	1-3-4	3	9	1	6	0	1	17
Foley	2-7	0-0	0-2	1-4-6	3	4	1	3	1	1	20
Black	3-6	2-3	0-0	0-2-2	1	8	4	1	0	0	21
Gay	0-1	0-0	0-0	1-2-3	0	0	0	0	1	1	11
TEAM				2-3-5							
Totals	30-67	8-22	17-23	20-39-59	17	85	22	21	10	11	200
Pct.	44.8	36.4	73.9	DB: 0.1							

FG's (1st half: 14-32, 43.8; 2nd half: 16-35, 45.7)
3FG's (1st half: 3-9, 33.3; 2nd half: 5-13, 38.5)
FT's (1st half: 8-10, 80.0; 2nd half: 9-13, 69.2)

Officials: June Corteau, Kathy Lynch, Felicia Grinter, Ray Bomeila - AR
Attendance: 6,031 • Technical Fouls: None

Score by Periods	1st	2nd	Total
Southern California	22	29	51
Duke	39	46	85

[4/4] Duke 86, [16/17] Michigan State 61

2006 NCAA Tournament - Regional Semifinal
March 26, 2006
Arena at Harbor Yard - Bridgeport, Conn.

Michigan St.	FG	3FG	FT	REB	PF	TP	A	T	B	S	Min
Bowen *	4-16	2-10	0-0	1-3-4	0	10	2	2	0	1	36
Jefferson *	7-13	0-1	1-2	5-1-6	3	15	0	6	0	1	29
Haynes *	3-6	0-1	1-1	2-2-4	1	7	1	2	0	0	26
Lucas-Perry *	6-16	3-8	2-2	1-3-4	3	17	3	3	0	3	33
Shimek *	2-5	0-0	1-2	2-5-7	2	5	2	0	0	1	35
Aitch	0-2	0-0	5-6	2-0-2	1	5	0	0	0	0	12
Davidson	1-4	0-2	0-0	0-1-1	0	2	3	2	0	1	15
Dwyer	0-0	0-0	0-0	1-1-2	0	0	0	0	0	0	2
Hall	0-2	0-0	0-0	0-1-1	4	0	1	2	0	0	12
TEAM				2-3-5							
Totals	23-64	5-22	10-13	16-20-36	14	61	12	17	0	7	200
Pct.	35.9	22.7	76.9	DB: 2							

FG's (1st half: 15-30, 50.0; 2nd half: 8-34, 23.5)
3FG's (1st half: 4-10, 40.0; 2nd half: 1-12, 8.3)
FT's (1st half: 3-3, 100.0; 2nd half: 7-10, 70.0)

DUKE	FG	3FG	FT	REB	PF	TP	A	T	B	S	Min
Williams f	5-8	0-0	3-4	3-2-5	2	13	2	3	0	4	25
Currie f	7-12	2-3	1-1	0-3-3	1	17	4	1	0	1	26
Bales c	4-6	0-0	2-2	1-7-8	2	10	3	0	5	2	25
Harding g	4-8	0-1	2-2	2-4-6	1	10	7	3	0	1	31
Smith g	2-6	0-2	0-0	3-0-3	1	4	2	2	0	1	21
E. Wanner	0-2	0-2	0-0	0-1-1	0	0	0	0	0	0	4
Kurz	1-3	0-1	0-0	0-0-0	0	2	0	0	0	0	7
A. Wanner	5-8	3-6	1-1	0-2-2	2	14	3	2	0	1	21
Black	5-7	0-0	0-0	2-5-7	2	10	0	0	1	0	21
Foley	2-5	2-5	0-0	0-1-1	2	6	1	1	0	0	17
Gay	0-0	0-0	0-0	0-0-0	0	0	0	0	0	0	2
TEAM				0-1-1							
Totals	35-65	7-20	9-10	11-26-37	13	86	22	12	6	10	200
Pct.	53.8	35.0	90.0	DB: 0							

FG's (1st half: 19-37, 51.4; 2nd half: 16-28, 57.1)
3FG's (1st half: 6-11, 54.5; 2nd half: 1-9, 11.1)
FT's (1st half: 1-1, 100.0; 2nd half: 8-9, 88.9)

Officials: Melissa Barlow, Sue Blanch, Yvette McKinney
Attendance: 9,091 • Technical Fouls: None

Score by Periods	1st	2nd	Total
Michigan State	37	24	61
Duke	45	41	86

[4/4] Duke 63, [8/8] Connecticut 61

2006 NCAA Tournament - Regional Final
March 28, 2006
Arena at Harbor Yard - Bridgeport, Conn.

Connecticut	FG	3FG	FT	REB	PF	TP	A	T	B	S	Min
Turner f	8-13	2-3	1-2	11-11-12	4	19	2	0	0	0	40
Strother f	1-6	0-1	0-0	2-3-5	4	2	3	3	0	2	37
Crockett c	6-12	0-0	3-5	5-3-8	3	15	0	3	1	0	33
Montgomery g	6-16	2-7	1-2	1-2-3	0	15	2	2	1	1	43
Thomas g	4-5	0-1	0-0	0-1-1	2	8	1	0	0	1	24
Swanier	0-3	0-1	0-0	1-2-3	3	0	2	2	0	0	17
Wolf	0-0	0-0	0-0	0-0-1	1	0	0	0	0	0	2
Houston	0-5	0-0	0-0	0-0-0	1	0	2	2	1	0	10
Greene	1-5	0-1	0-0	1-0-1	3	2	0	0	0	0	14
Hunter	0-0	0-0	0-0	0-0-0	0	0	0	2	0	0	5
TEAM				0-2-2							
Totals	26-65	4-14	5-9	11-24-35	21	61	12	14	2	4	225
Pct.	40.0	28.6	55.6	DB: 1							

FG's (1st half: 11-29, 37.9; 2nd half: 13-30, 43.3; OT: 2-6, 33.3)
3FG's (1st half: 3-9, 33.3; 2nd half: 1-5, 20.0; OT: 0-0, 0.0)
FT's (1st half: 1-2, 50.0; 2nd half: 2-3, 66.7; OT: 2-4, 50.0)

DUKE	FG	3FG	FT	REB	PF	TP	A	T	B	S	Min
Williams f	3-9	0-0	2-4	5-3-8	4	8	0	3	2	1	28
Currie f	3-12	1-3	7-10	2-7-9	3	14	2	1	0	1	33
Bales c	5-13	0-0	5-6	4-9-13	4	15	2	1	8	1	35
Harding g	2-10	0-3	3-4	2-4-6	2	7	3	4	0	3	41
Smith g	1-6	0-3	1-2	0-0-0	0	3	0	1	0	1	15
A. Wanner	4-9	2-6	0-0	1-2-3	0	10	2	2	0	2	36
Black	2-8	0-0	2-2	3-3-6	2	6	1	1	1	0	19
Foley	0-2	0-1	0-0	0-2-2	0	0	2	0	0	0	18
TEAM				9-1-10							
Totals	20-69	3-16	20-28	26-31							

[1/1] Duke 81, Holy Cross 44

2007 NCAA Tournament - First Round
March 18, 2007
RBC Center - Raleigh, N.C.

Table with columns: Player, FG, 3FG, FT, REB, PF, TP, A TO, B S Min. Includes Holy Cross and Duke players.

FG's (1st half: 9-23, 39.1; 2nd half: 8-22, 36.4)
3FG's (1st half: 4-10, 40.0; 2nd half: 4-9, 44.4)
FT's (1st half: 0-0, 0.0; 2nd half: 2-3, 66.7)

Summary table for Duke vs Holy Cross with columns: DUKE, FG, 3FG, FT, REB, PF, TP, A TO, B S Min, Totals, Pct.

FG's (1st half: 16-33, 48.5; 2nd half: 16-26, 61.5)
3FG's (1st half: 7-15, 46.7; 2nd half: 1-2, 50.0)
FT's (1st half: 2-4, 50.0; 2nd half: 7-12, 58.3)

Officials: Randy Campbell, Doug Knight, Nichol Murray
Attendance: 4,226 • Technical Fouls: None

Score by Period table for Duke vs Holy Cross.

[9/10] Duke 67, Arizona State 59

2008 NCAA Tournament - Second Round
March 25, 2008
Comcast Center - College Park, Md.

Table with columns: Player, FG, 3FG, FT, REB, PF, TP, A TO, B S Min. Includes Arizona State and Duke players.

FG's (1st half: 11-25, 44.0; 2nd half: 9-27, 33.3)
3FG's (1st half: 1-5, 20.0; 2nd half: 1-8, 12.5)
FT's (1st half: 1-4, 25.0; 2nd half: 16-17, 94.1)

Summary table for Duke vs Arizona State with columns: DUKE, FG, 3FG, FT, REB, PF, TP, A TO, B S Min, Totals, Pct.

FG's (1st half: 12-31, 38.7; 2nd half: 12-28, 42.9)
3FG's (1st half: 0-3, 0.0; 2nd half: 1-8, 12.5)
FT's (1st half: 3-4, 75.0; 2nd half: 16-20, 80.0)

Officials: Mary Day, Joe Cunningham, Felicia Grunter
Attendance: 8,715 • Technical Fouls: None

Score by Period table for Duke vs Arizona State.

[1/1] Duke 62, Temple 52

2007 NCAA Tournament - Second Round
March 20, 2007
RBC Center - Raleigh, N.C.

Table with columns: Player, FG, 3FG, FT, REB, PF, TP, A TO, B S Min. Includes Temple and Duke players.

FG's (1st half: 13-29, 44.8; 2nd half: 9-27, 33.3)
3FG's (1st half: 0-4, 0.0; 2nd half: 0-2, 0.0)
FT's (1st half: 0-0, 0.0; 2nd half: 8-9, 88.9)

Summary table for Duke vs Temple with columns: DUKE, FG, 3FG, FT, REB, PF, TP, A TO, B S Min, Totals, Pct.

FG's (1st half: 16-31, 51.6; 2nd half: 8-24, 33.3)
3FG's (1st half: 2-5, 40.0; 2nd half: 2-4, 50.0)
FT's (1st half: 3-3, 100.0; 2nd half: 7-12, 58.3)

Officials: June Courteau, Bonita Spence, Randy Campbell
Attendance: 5,227 • Technical Fouls: None

Score by Period table for Duke vs Temple.

[9/10] Duke 78, Murray State 57

2008 NCAA Tournament - First Round
March 23, 2008
Comcast Center - College Park, Md.

Table with columns: Player, FG, 3FG, FT, REB, PF, TP, A TO, B S Min. Includes Murray State and Duke players.

FG's (1st half: 9-35, 25.7; 2nd half: 11-23, 47.8)
3FG's (1st half: 4-13, 30.8; 2nd half: 4-8, 50.0)
FT's (1st half: 1-2, 50.0; 2nd half: 8-10, 80.0)

Summary table for Duke vs Murray State with columns: DUKE, FG, 3FG, FT, REB, PF, TP, A TO, B S Min, Totals, Pct.

FG's (1st half: 14-32, 43.8; 2nd half: 18-35, 51.4)
3FG's (1st half: 1-6, 16.7; 2nd half: 3-6, 50.0)
FT's (1st half: 6-10, 60.0; 2nd half: 4-5, 80.0)

Officials: Sue Blaich, Ed Sidlasky, Troy Winders
Attendance: 6,020 • Technical Fouls: None

Score by Period table for Duke vs Murray State.

[15/18] Rutgers 53, [1/1] Duke 52

2007 NCAA Tournament - Regional Semifinal
March 24, 2007
Greensboro Coliseum - Greensboro, N.C.

Table with columns: Player, FG, 3FG, FT, REB, PF, TP, A TO, B S Min. Includes Rutgers and Duke players.

FG's (1st half: 7-29, 24.1; 2nd half: 16-28, 57.1)
3FG's (1st half: 0-6, 0.0; 2nd half: 3-7, 42.9)
FT's (1st half: 2-3, 66.7; 2nd half: 2-3, 66.7)

Summary table for Rutgers vs Duke with columns: DUKE, FG, 3FG, FT, REB, PF, TP, A TO, B S Min, Totals, Pct.

FG's (1st half: 8-19, 42.1; 2nd half: 12-24, 50.0)
3FG's (1st half: 1-3, 33.3; 2nd half: 1-5, 20.0)
FT's (1st half: 4-6, 66.7; 2nd half: 6-8, 75.0)

Officials: Dennis DeMayo, Bryan Brunette, Felicia Grunter.
Attendance: 6,392 • Technical Fouls: None

Score by Period table for Rutgers vs Duke.

[8/9] Texas A&M 77, (9/10) Duke 63

2008 NCAA Tournament - Regional Semifinal
March 30, 2008
Ford Center - Oklahoma City, Okla.

Table with columns: Player, FG, 3FG, FT, REB, PF, TP, A TO, B S Min. Includes Duke and Texas A&M players.

FG's (1st half: 11-23, 47.8; 2nd half: 9-30, 30.0)
3FG's (1st half: 0-3, 0.0; 2nd half: 3-12, 25.0)
FT's (1st half: 3-8, 37.5; 2nd half: 17-22, 77.3)

Summary table for Texas A&M vs Duke with columns: DUKE, FG, 3FG, FT, REB, PF, TP, A TO, B S Min, Totals, Pct.

FG's (1st half: 12-34, 35.3; 2nd half: 13-28, 46.4)
3FG's (1st half: 4-8, 50.0; 2nd half: 3-8, 37.5)
FT's (1st half: 1-2, 50.0; 2nd half: 19-27, 70.4)

Officials: Wesley Dean, Roy Gulbeyan, Laura Morris
Attendance: 10,032 • Technical Fouls: None

Score by Period table for Texas A&M vs Duke.

[6/8] Duke 83, Austin Peay 42

2009 NCAA Tournament - First Round
March 22, 2009
Breslin Center - East Lansing, Mich.

Table with columns: Player, FG, 3FG, FT, REB, PF, TP, A, TO, B, S, Min. Rows include Austin Peay, Hanley, Faulkner, Thomas, Herring, Jamen, Rayner, Richardson, Warner, Bivens, Jones, Pollock, Talley, TEAM, and Totals.

FG's (1st half: 7-29, 24.1; 2nd half: 7-29, 24.1)
3FG's (1st half: 2-8, 25.0; 2nd half: 1-9, 11.1)
FT's (1st half: 3-7, 42.9; 2nd half: 8-9, 88.9)

Table with columns: Player, FG, 3FG, FT, REB, PF, TP, A, TO, B, S, Min. Rows include DUKE players Mitchell, Gay, Black, J. Thomas, Christmas, Hopkins, Selby, Cheek, Scheer, K. Thomas, TEAM, and Totals.

FG's (1st half: 15-32, 46.9; 2nd half: 17-33, 51.5)
3FG's (1st half: 2-7, 28.6; 2nd half: 3-6, 50.0)
FT's (1st half: 8-10, 80.0; 2nd half: 6-8, 75.0)

Officials: Sue Blanch, Joanne Aldrich, Ed Novak
Attendance: 3,983 • Technical Fouls: None

Score by Period table with columns: Period, 1st, 2nd, Total. Rows for Austin Peay and Duke.

Michigan State 63, [6/8] Duke 49

2009 NCAA Tournament - Second Round
March 24, 2009
Breslin Center - East Lansing, Mich.

Table with columns: Player, FG, 3FG, FT, REB, PF, TP, A, TO, B, S, Min. Rows include Michigan State players Jefferson, Johnson, DeHaan, Washington, Johnson, Keane, Aitch, TEAM, and Totals.

FG's (1st half: 10-31, 32.3; 2nd half: 13-28, 46.4)
3FG's (1st half: 4-13, 30.8; 2nd half: 1-7, 14.3)
FT's (1st half: 1-2, 50.0; 2nd half: 11-15, 73.3)

Table with columns: Player, FG, 3FG, FT, REB, PF, TP, A, TO, B, S, Min. Rows include DUKE players Mitchell, Gay, Black, Wanner, J. Thomas, Christmas, Cheek, Scheer, Jackson, K. Thomas, TEAM, and Totals.

FG's (1st half: 8-30, 26.7; 2nd half: 10-37, 27.0)
3FG's (1st half: 2-8, 25.0; 2nd half: 4-13, 30.8)
FT's (1st half: 2-4, 50.0; 2nd half: 5-8, 62.5)

Officials: Amy Bonner, Bob Trammel, Sue Blauch
Attendance: 5,179 • Technical Fouls: None

Score by Period table with columns: Period, 1st, 2nd, Total. Rows for Michigan State and Duke.

[6/6] Duke 72, Hampton 37

2010 NCAA Tournament - First Round
March 20, 2010
Cameron Indoor Stadium - Durham, N.C.

Table with columns: Player, FG, 3FG, FT, REB, PF, TP, A, TO, B, S, Min. Rows include DUKE players Christmas, Cheek, K. Thomas, J. Thomas, Jackson, Selby, Mitchell, Scheer, Rogers, Vernerey, TEAM, and Totals.

FG's (1st half: 16-35, 45.7; 2nd half: 10-22, 45.5)
3FG's (1st half: 2-7, 28.6; 2nd half: 2-6, 33.3)
FT's (1st half: 6-7, 85.7; 2nd half: 10-15, 66.7)

Table with columns: Player, FG, 3FG, FT, REB, PF, TP, A, TO, B, S, Min. Rows include HAMPTON players Warner, Perry, Fortune, Lewis, Jenkins, McMillian, Avant, Hill, Brunson, Jones, TEAM, and Totals.

FG's (1st half: 6-26, 23.1; 2nd half: 9-30, 30.0)
3FG's (1st half: 0-2, 0.0; 2nd half: 4-13, 30.8)
FT's (1st half: 2-6, 33.3; 2nd half: 1-2, 50.0)

Officials: Joe Cunningham, Thomas Danaher, Taiqua Stewart
Attendance: 3,812 • Technical Fouls: None

Score by Period table with columns: Period, 1st, 2nd, Total. Rows for Duke and Hampton.

[6/6] Duke 60, [21/-] LSU 52

2010 NCAA Tournament - Second Round
March 22, 2010
Cameron Indoor Stadium - Durham, N.C.

Table with columns: Player, FG, 3FG, FT, REB, PF, TP, A, TO, B, S, Min. Rows include DUKE players Christmas, Cheek, K. Thomas, J. Thomas, Jackson, Selby, Mitchell, Vernerey, TEAM, and Totals.

FG's (1st half: 11-26, 42.3; 2nd half: 12-26, 46.2)
3FG's (1st half: 1-6, 16.7; 2nd half: 0-4, 0.0)
FT's (1st half: 2-4, 50.0; 2nd half: 11-12, 91.7)

Table with columns: Player, FG, 3FG, FT, REB, PF, TP, A, TO, B, S, Min. Rows include LSU players Jones, Barrett, Graham, Hughes, Hightower, Nelson, Turnbow, TEAM, and Totals.

FG's (1st half: 11-21, 52.4; 2nd half: 9-27, 33.3)
3FG's (1st half: 1-3, 33.3; 2nd half: 1-4, 25.0)
FT's (1st half: 2-2, 100.0; 2nd half: 8-8, 100.0)

Officials: Beverly Roberts, Joe Cunningham, Angelica Suffren
Attendance: 4,044 • Technical Fouls: None

Score by Period table with columns: Period, 1st, 2nd, Total. Rows for Duke and LSU.

[6/6] Duke 66, San Diego State 58

2010 NCAA Tournament - Regional Semifinal
March 27, 2010
FedEx Forum - Memphis, Tenn.

Table with columns: Player, FG, 3FG, FT, REB, PF, TP, A, TO, B, S, Min. Rows include DUKE players Mitchell, Cheek, K. Thomas, J. Thomas, Jackson, Selby, Christmas, Scheer, Rogers, Vernerey, TEAM, and Totals.

FG's (1st half: 15-31, 48.4; 2nd half: 9-28, 32.1)
3FG's (1st half: 2-7, 28.6; 2nd half: 0-2, 0.0)
FT's (1st half: 3-5, 60.0; 2nd half: 13-17, 76.5)

Table with columns: Player, FG, 3FG, FT, REB, PF, TP, A, TO, B, S, Min. Rows include SD State players Bradley, Davis, Johnson, Davis, Morris, Spinardi, Duffy, Tutt, TEAM, and Totals.

FG's (1st half: 11-24, 45.8; 2nd half: 9-29, 31.0)
3FG's (1st half: 5-10, 50.0; 2nd half: 4-15, 26.7)
FT's (1st half: 7-8, 87.5; 2nd half: 2-3, 66.7)

Officials: Michael Prince, Wesley Dean, Maj Forsberg, Angela Stanton
Attendance: 6,577 • Technical Fouls: None

Score by Period table with columns: Period, 1st, 2nd, Total. Rows for Duke and San Diego State.

[14/18] Baylor 51, [6/6] Duke 48

2010 NCAA Tournament - Regional Final
March 29, 2010
FedEx Forum - Memphis, Tenn.

Table with columns: Player, FG, 3FG, FT, REB, PF, TP, A, TO, B, S, Min. Rows include DUKE players Mitchell, Cheek, K. Thomas, J. Thomas, Jackson, Selby, Christmas, Vernerey, TEAM, and Totals.

FG's (1st half: 8-33, 24.2; 2nd half: 7-32, 21.9)
3FG's (1st half: 1-8, 12.5; 2nd half: 2-9, 22.2)
FT's (1st half: 9-12, 75.0; 2nd half: 6-8, 75.0)

Table with columns: Player, FG, 3FG, FT, REB, PF, TP, A, TO, B, S, Min. Rows include Baylor players Washington, Medlock, Griner, Jones, Griffin, Hayden, Madden, Condrey, Field, TEAM, and Totals.

FG's (1st half: 8-29, 27.6; 2nd half: 10-24, 41.7)
3FG's (1st half: 0-6, 0.0; 2nd half: 2-6, 33.3)
FT's (1st half: 5-8, 62.5; 2nd half: 8-12, 66.7)

Officials: Lisa Mattingly, Susan Blauch, Marianne Karp
Attendance: 3,263 • Technical Fouls: None

Score by Period table with columns: Period, 1st, 2nd, Total. Rows for Duke and Baylor.

[6/6] Duke 90, UT Martin 45

2011 NCAA Tournament - First Round
March 19, 2011
Cameron Indoor Stadium - Durham, N.C.

UT Martin	FG	3FG	FT	REB	PF	TP	A	TO	B	S	Min
Haislip f	1-4	1-3	0-0	1-4-5	1	3	1	1	0	0	34
Weatherly f	0-1	0-1	1-2	0-4-4	1	1	0	2	0	0	28
Hawn f	1-2	0-0	0-0	0-0-0	2	2	1	0	0	0	8
Butler g	6-21	1-11	2-2	0-1-1	2	15	2	6	0	0	40
Newsome g	2-7	0-0	5-7	0-2-2	3	9	3	9	0	1	38
Minter	0-0	0-0	0-0	0-0-0	0	0	0	0	0	0	1
Hall	3-4	2-2	2-2	1-2-3	1	10	1	2	0	0	26
Swaim	0-0	0-0	0-0	0-0-0	0	0	0	0	0	0	2
White	0-0	0-0	0-0	0-0-0	1	0	0	2	0	1	2
Bryant	0-0	0-0	0-2	2-0-2	0	0	0	0	0	0	2
Crawford	0-0	0-0	0-0	0-0-0	0	0	0	0	0	1	2
Glenn	2-3	0-0	0-0	2-4-6	3	4	0	0	0	0	13
Reedy	0-1	0-0	1-2	0-1-1	0	1	0	0	0	0	4
TEAM				2-4-6							2
Totals	15-43	4-17	11-17	8-22-30	15	45	8	24	0	3	200
Pct.	34.9	23.5	64.7	DB: 2							

FG's (1st half: 10-24, 41.7; 2nd half: 5-19, 26.3)
3FG's (1st half: 3-10, 30.0; 2nd half: 1-7, 23.5)
FT's (1st half: 8-10, 80.0; 2nd half: 3-7, 42.9)

DUKE	FG	3FG	FT	REB	PF	TP	A	TO	B	S	Min
Christmas f	3-5	0-1	2-3	4-3-7	2	8	2	2	0	0	18
Verney f	4-7	0-0	0-0	1-3-4	2	8	0	0	0	1	15
K. Thomas c	4-7	0-0	0-0	2-2-4	0	8	5	0	0	3	21
Selby g	2-5	1-3	0-0	1-0-1	0	5	4	0	0	0	11
J. Thomas g	7-13	3-6	1-2	0-1-1	2	18	5	1	0	2	28
Wells	2-5	0-1	0-0	0-2-2	2	4	3	2	1	2	17
Gray	5-8	1-3	0-0	0-1-1	1	11	2	0	0	3	20
Jackson	1-3	0-0	3-6	2-5-7	2	5	2	0	0	3	19
Scheer	1-4	0-3	2-2	1-3-4	2	4	2	0	0	0	14
Liston	3-4	2-3	0-0	0-1-1	1	8	0	3	0	2	12
Peters	5-8	0-0	1-1	2-2-4	1	11	0	0	0	0	25
TEAM				1-1-2							2
Totals	37-69	7-20	9-14	14-24-38	15	90	25	8	1	16	200
Pct.	53.6	35.0	64.3	DB: 1							

FG's (1st half: 17-32, 53.1; 2nd half: 20-37, 54.1)
3FG's (1st half: 3-10, 30.0; 2nd half: 4-10, 40.0)
FT's (1st half: 4-6, 66.7; 2nd half: 5-8, 62.5)

Officials: Bryan Brunette, Karen Preato, Charlie Hurst
Attendance: 4,319 • Technical Fouls: None

Score by Periods	1st	2nd	Total
UT Martin	31	14	45
Duke	41	49	90

[1/1] Connecticut 75, [6/6] Duke 40

2011 NCAA Tournament - Regional Final
March 29, 2011
Liacoours Center - Philadelphia, Pa.

DUKE	FG	3FG	FT	REB	PF	TP	A	TO	B	S	Min
Christmas f	2-8	0-0	2-3	2-3-5	3	6	1	4	0	1	30
Peters f	0-3	0-2	0-0	1-1-2	3	0	0	2	0	2	23
K. Thomas c	0-4	0-0	0-0	3-2-5	1	0	1	4	0	0	20
J. Thomas g	7-22	3-7	0-0	1-5-6	1	17	4	2	0	3	36
Gray g	2-6	0-3	0-0	1-1-2	1	4	0	4	0	3	26
Selby	2-4	2-3	0-0	0-0-0	1	6	0	0	0	0	12
Wells	0-0	0-0	0-0	0-0-0	0	0	0	0	0	0	1
Jackson	1-2	0-0	0-0	0-0-0	0	2	1	1	0	0	9
Scheer	0-5	0-2	0-0	0-3-3	1	0	0	0	0	1	10
Liston	0-1	0-1	2-2	0-0-0	1	2	1	0	0	0	7
Verney	1-4	0-0	1-2	1-0-1	3	3	2	2	0	0	21
TEAM				2-1-3							3
Totals	15-59	5-18	5-7	11-16-27	15	40	8	19	0	11	200
Pct.	25.4	27.8	71.4	DB: 1							

FG's (1st half: 8-34, 23.5; 2nd half: 7-25, 28.0)
3FG's (1st half: 2-8, 25.0; 2nd half: 3-10, 30.0)
FT's (1st half: 2-3, 66.7; 2nd half: 3-4, 75.0)

Connecticut	FG	3FG	FT	REB	PF	TP	A	TO	B	S	Min
Moore f	12-18	2-4	2-2	1-9-10	2	28	1	3	2	7	34
Dolson f	6-9	0-0	0-0	3-3-6	2	12	2	2	1	0	34
Hayes g	4-8	1-1	2-2	1-1-2	4	11	5	0	0	1	25
Hartley g	5-11	1-4	3-4	0-6-6	2	14	6	5	0	1	35
Faris g	3-4	0-0	0-0	2-6-8	1	6	6	5	1	2	37
Engelin	0-0	0-0	0-2	0-0-0	1	0	0	0	0	0	3
Johnson	0-0	0-0	0-0	0-0-0	0	0	0	0	0	0	1
Dixon	1-3	0-1	0-0	0-2-2	2	2	4	1	0	2	26
Buck	1-1	0-0	0-0	0-2-2	0	2	0	1	0	0	5
TEAM				0-4-4							4
Totals	32-54	4-10	7-10	7-33-40	14	75	24	17	4	13	200
Pct.	59.3	40.0	70.0	DB: 2.1							

FG's (1st half: 14-29, 48.3; 2nd half: 18-25, 72.0)
3FG's (1st half: 2-7, 28.6; 2nd half: 2-3, 66.7)
FT's (1st half: 0-0, 0; 2nd half: 7-10, 70.0)

Officials: Cynthia Brooks, Bonita Spence, Carla Fountain
Attendance: 4,319 • Technical Fouls: None

Score by Periods	1st	2nd	Total
Duke	20	20	40
Connecticut	30	45	75

[6/8] Duke 71, [19/17] Marist 66

2011 NCAA Tournament - Second Round
March 21, 2011
Cameron Indoor Stadium - Durham, N.C.

Marist	FG	3FG	FT	REB	PF	TP	A	TO	B	S	Min
Gang f	1-4	0-2	0-0	0-4-4	2	2	1	3	1	0	33
Oliver c	6-12	1-5	1-2	0-3-3	2	14	2	3	0	0	30
Caron g	2-6	2-4	0-0	0-4-4	2	6	5	5	0	2	32
Yarde g	9-17	4-8	3-3	4-8-12	4	25	2	3	2	0	38
Allenspach g	1-3	0-1	0-0	1-0-1	1	2	3	1	0	1	13
Ockenden	2-4	2-4	0-0	0-0-0	0	6	2	1	0	0	15
O'Connor	1-2	0-1	0-0	0-0-0	1	2	1	0	0	1	7
Laterza	2-3	0-0	0-0	1-1-2	3	4	1	0	0	1	10
Best	2-3	1-2	0-0	0-1-1	4	5	3	2	0	1	22
TEAM				0-1-1							2
Totals	26-54	10-27	4-5	6-22-28	12	66	20	20	3	6	200
Pct.	48.1	37.0	80.0	DB: 0							

FG's (1st half: 12-27, 44.4; 2nd half: 14-27, 51.9)
3FG's (1st half: 5-16, 31.3; 2nd half: 5-11, 45.5)
FT's (1st half: 2-2, 100.0; 2nd half: 2-3, 66.7)

DUKE	FG	3FG	FT	REB	PF	TP	A	TO	B	S	Min
Christmas f	4-9	0-3	3-6	3-3-6	2	11	2	0	1	4	26
Verney f	4-0	0-0	0-3	3-2-5	1	0	1	2	0	0	19
K. Thomas c	0-7	0-0	2-2	6-2-8	0	10	2	1	0	0	23
Selby g	2-5	0-2	0-1	2-0-2	1	4	1	2	0	2	19
J. Thomas g	7-22	3-6	0-1	1-3-4	0	17	4	2	0	3	38
Wells	0-0	0-0	0-0	0-0-0	1	0	1	1	0	0	7
Gray	4-7	2-3	3-4	0-4-4	1	13	3	1	0	3	20
Jackson	1-1	0-0	0-0	1-0-1	0	2	0	1	0	0	5
Scheer	1-2	0-1	0-0	2-2-4	1	2	0	1	0	0	9
Liston	0-1	0-1	0-2	1-2-3	0	0	0	1	0	0	6
Peters	4-5	0-1	4-4	1-4-5	3	12	0	4	0	0	28
TEAM				1-1-1							4
Totals	27-63	5-17	12-23	21-22-43	10	71	14	16	1	12	200
Pct.	42.9	29.4	52.2	DB: 4.1							

FG's (1st half: 11-34, 32.4; 2nd half: 16-20, 55.2)
3FG's (1st half: 2-12, 16.7; 2nd half: 3-5, 60.0)
FT's (1st half: 2-8, 25.0; 2nd half: 10-15, 66.7)

Officials: Eric Brewton, Bryan Brunette, Norma Jones
Attendance: 3,644 • Technical Fouls: None

Score by Periods	1st	2nd	Total
Marist	31	35	66
Duke	26	45	71

[6/6] Duke 82, Samford 47

2012 NCAA Tournament - First Round
March 18, 2012
Memorial Gym - Nashville, Tenn.

Samford	FG	3FG	FT	REB	PF	TP	A	TO	B	S	Min
Reece	3-7	2-5	2-2	0-4-4	4	10	0	3	0	1	24
Dawson	1-5	1-3	0-0	2-0-2	1	3	0	1	1	1	27
Powers	1-7	0-0	0-0	0-4-4	4	2	2	1	1	1	30
Anderson	3-11	0-4	0-1	1-3-4	2	6	1	4	0	0	26
Ketcham	3-8	2-4	0-0	1-3-4	4	8	1	2	0	0	31
Martin	1-3	1-3	2-2	0-0-0	0	5	0	0	0	1	16
Campbell	3-8	1-5	2-2	0-1-1	0	9	5	4	0	0	17
Babineaux	2-4	0-1	0-0	0-0-0	1	4	0	2	0	0	14
Schwartz	0-0	0-0	0-0	2-1-3	0	0	0	1	0	1	11
Robinson	0-0	0-0	0-0	0-0-0	0	0	0	0	1	0	4
TEAM				0-1-1							3
Totals	17-53	7-25	6-7	6-17-23	16	47	9	18	3	5	200
Pct.	32.1	28.0	85.7	DB: 0							

FG's (1st half: 7-25, 28.0; 2nd half: 10-25, 40.0)
3FG's (1st half: 4-14, 28.6; 2nd half: 3-11, 27.3)
FT's (1st half: 4-4, 100.0; 2nd half: 2-3, 66.7)

DUKE	FG	3FG	FT	REB	PF	TP	A	TO	B	S	Min
Peters f	3-6	1-1	6-6	1-6-7	3	13	0	3	0	0	24
Williams c	4-10	0-0	3-4	0-3-3	0	11	1	2	3	0	24
Selby g	1-6	0-2	3-3</								

[6/6] Duke 74, [14/21] St. John's 47

2012 NCAA Tournament - Regional Semifinal
March 24, 2012
Save Mart Center - Fresno, California

	FG	3FG	FT	REB	PF	TP	A	TO	B	S	Min
DUKE											
Peters f	4-8	1-2	0-0	1-6-7	3	9	1	1	1	1	25
Williams c	4-8	0-0	2-2	0-5-5	2	10	3	4	1	0	28
Selby g	8-13	2-6	0-0	2-3-5	1	18	7	2	0	4	37
Gray g	4-8	0-0	5-5	1-3-4	1	13	4	4	0	8	33
Liston g	6-9	1-2	2-2	1-3-4	2	15	1	1	0	2	32
Johnson	1-2	0-1	3-3	0-3-3	1	5	0	0	1	0	16
Scheer	0-2	0-2	0-0	0-2-2	1	0	1	3	0	0	11
Frush	0-0	0-0	0-0	0-0-0	0	0	0	0	0	0	2
Vernerey	2-4	0-0	0-4	1-1-2	0	4	0	0	2	0	16
TEAM				2-1-3							
Totals	29-54	4-13	12-16	8-27-35	11	74	17	15	5	15	200
Pct.	53.7	30.8	75.0								DB: 2

FG's (1st half: 13-24, 54.2; 2nd half: 16-30, 53.3)
3FG's (1st half: 2-6, 33.3; 2nd half: 2-7, 28.6)
FT's (1st half: 8-10, 80.0; 2nd half: 4-6, 66.7)

	FG	3FG	FT	REB	PF	TP	A	TO	B	S	Min
St. John's											
Thompson f	0-2	0-0	0-0	1-1-2	2	0	0	0	0	0	15
Stevens f	8-14	0-0	3-5	0-2-2	3	19	5	2	0	0	32
McKenith g	2-7	1-3	0-0	4-7-11	3	5	8	2	0	1	36
McPherson g	1-8	1-5	0-0	0-4-4	1	3	0	4	0	2	37
Smith g	3-16	0-2	0-0	3-0-3	0	6	1	2	0	0	27
Brown	0-3	0-1	0-0	1-0-1	1	0	0	1	1	0	6
Langley	2-3	0-0	2-2	0-1-1	0	6	1	2	0	2	20
Nwachukwu	2-2	0-0	0-0	1-1-2	1	4	0	0	0	1	22
Harris	2-3	0-1	0-0	1-1-2	0	4	0	0	0	1	5
TEAM				1-2-3							
Totals	20-58	2-12	5-7	12-19-31	12	47	15	19	1	7	200
Pct.	35.4	16.7	71.4								DB: 1

FG's (1st half: 11-27, 40.7; 2nd half: 9-31, 29.0)
3FG's (1st half: 1-4, 25.0; 2nd half: 1-8, 12.5%)
FT's (1st half: 2-3, 66.7; 2nd half: 3-4, 75.0)

Officials: Felicia Grinter, Sue Blauch, Kyle Bacon
Attendance: 3,754 • Technical Fouls: None

Score by Periods	1st	2nd	Total
St. John's	25	22	47
Duke	36	38	74

[2/2] Stanford 81, [6/6] Duke 69

2012 NCAA Tournament - Regional Final
March 26, 2012
Save Mart Center - Fresno, California

	FG	3FG	FT	REB	PF	TP	A	TO	B	S	Min
DUKE											
Peters f	2-7	0-0	0-0	5-4-9	5	4	2	4	0	0	34
Williams c	5-14	0-0	2-2	2-1-3	4	12	2	1	1	1	35
Selby g	5-12	0-4	1-1	2-3-5	3	11	1	1	0	2	33
Gray g	7-15	0-3	7-8	0-3-3	1	23	1	3	0	0	36
Liston g	4-8	3-5	4-4	1-4-5	2	15	1	0	0	2	37
Johnson	0-0	0-0	0-0	0-2-2	0	0	0	0	0	0	3
Scheer	1-4	0-2	0-0	0-0-0	1	2	0	0	0	0	9
Vernerey	1-3	0-0	0-0	2-1-3	2	2	0	2	0	0	13
TEAM				1-3-4							
Totals	25-63	3-14	16-16	13-22-35	18	69	10	11	1	5	200
Pct.	39.7	21.4	100.0								DB: 1

FG's (1st half: 11-27, 40.7; 2nd half: 14-36, 38.9)
3FG's (1st half: 1-4, 25.0; 2nd half: 2-10, 20.0)
FT's (1st half: 2-2, 100.0; 2nd half: 14-14, 100.0)

	FG	3FG	FT	REB	PF	TP	A	TO	B	S	Min
Stanford											
C.Ogwumike f	6-11	0-0	0-3	5-12-17	3	12	1	2	0	1	32
N.Ogwumike f	11-15	0-0	7-8	4-2-9	3	29	3	1	0	1	38
Tinkle f	4-10	3-7	2-2	2-2-4	2	13	3	2	0	2	34
Kokenis g	2-8	1-3	1-2	0-3-3	2	6	8	1	0	2	33
Orange g	5-7	1-1	2-3	1-1-2	1	13	4	2	1	2	29
Mashore	0-0	0-0	2-2	0-0-0	0	2	0	0	0	0	0+
Greenfield	1-3	1-3	0-0	0-0-0	0	3	1	0	0	1	10
La Rocque	1-4	1-3	0-0	0-0-0	2	3	1	0	1	0	14
James	0-0	0-0	0-0	0-0-0	0	0	0	2	0	0	1
Payne	0-0	0-0	0-0	0-1-1	0	0	0	1	0	0	1
Samuelson	0-1	0-1	0-0	0-0-0	0	0	0	0	0	0	5
Boothe	0-1	0-0	0-0	0-0-0	0	0	0	0	0	0	3
TEAM											
Totals	30-60	7-18	14-20	12-24-36	13	81	21	11	2	9	200
Pct.	50.0	38.9	70.0								DB: 2

FG's (1st half: 15-29, 51.7; 2nd half: 15-31, 48.4)
3FG's (1st half: 5-11, 45.5; 2nd half: 2-7, 28.6)
FT's (1st half: 5-6, 83.3; 2nd half: 9-14, 64.3)

Officials: Cynthia Brookes, Charles (Chu) Gonzalez, Bryan Brunette
Attendance: 5,179 • Technical Fouls: None

Score by Periods	1st	2nd	Total
Stanford	40	41	81
Duke	25	44	69

[5/5] Duke 68, Oklahoma State 59

NCAA Tournament - Second Round
March 26, 2013
Durham, N.C. - Cameron Indoor Stadium

	FG	3FG	FT	REB	PF	TP	A	TO	B	S	Min
Ok. State											
Donohoe f	4-10	3-8	3-3	1-6-7	0	14	2	6	0	3	39
Young f	6-14	0-1	0-0	1-7-8	2	12	0	2	1	3	39
Suttles c	4-9	1-5	0-0	3-4-7	2	9	2	4	0	1	38
Bias g	3-11	1-6	4-4	1-4-5	5	11	6	5	0	2	40-
Martin g	5-9	1-3	2-2	2-3-5	4	13	4	4	0	3	32
Anderson	0-1	0-0	0-0	1-1-2	1	0	2	0	0	0	10
Jones	0-1	0-0	0-0	0-0-0	0	0	0	0	0	0	2
TEAM				0-1-1							
Totals	22-55	6-23	9-9	9-26-35	14	59	16	21	1	12	200
Pct.	40.0	26.1	100.0								DR: 0

FG's (1st half: 14-30, 46.7%; 2nd half: 8-25, 32.0%)
3FG's (1st half: 4-10, 40.0%; 2nd half: 2-13, 15.4%)
FT's (1st half: 2-2, 100.0%; 2nd half: 7-7, 100.0%)

	FG	3FG	FT	REB	PF	TP	A	TO	B	S	Min
Duke											
Jackson f	0-4	0-1	1-2	2-0-2	2	1	2	1	0	1	21
Peters f	7-13	1-3	0-0	5-8-13	2	15	0	1	0	4	34
Williams c	6-15	0-0	4-6	3-9-12	1	16	0	7	3	1	34
Jones g	2-6	0-2	5-6	1-2-3	3	9	7	3	0	0	35
Liston g	4-15	2-8	3-3	3-2-5	1	13	1	0	0	4	36
Wells	5-12	2-7	1-1	0-0-0	2	13	2	1	0	1	25
Johnson	0-0	0-0	1-2	0-0-0	0	1	0	0	0	1	3
Vernerey	0-0	0-0	0-0	1-1-2	0	0	1	0	1	0	12
TEAM				1-2-3							
Totals	24-65	5-21	15-20	16-24-40	11	68	13	13	4	12	200
Pct.	36.9	23.8	75.0								DR: 4

FG's (1st half: 9-30, 30.0%; 2nd half: 15-35, 42.9%)
3FG's (1st half: 2-11, 18.2%; 2nd half: 3-10, 30.0%)
FT's (1st half: 1-2, 50.0%; 2nd half: 14-18, 77.8%)

Officials: Beverly Roberts, Maj Forsberg, Rod Creech
Attendance: 2683 • Technical Fouls: None

Score by Periods	1st	2nd	Total
Oklahoma State	34	25	59
Duke	21	47	68

[5/5] Duke 53, [24/25] Nebraska 45

NCAA Tournament - Regional Semifinal
March 31, 2013
Norfolk, Va. - Constant Center

	FG	3FG	FT	REB	PF	TP	A	TO	B	S	Min
Nebraska											
Sample f	0-3	0-0	0-0	0-6-6	2	0	1	0	0	0	24
Cady f	2-7	0-2	0-0	1-5-6	2	4	2	3	3	2	37
Hooper f	3-14	0-7	0-0	3-8-11	2	6	1	2	0	0	28
Moore g	5-18	1-8	0-0	2-3-5	2	11	6	4	0	1	40
Theriot g	3-4	1-1	0-0	1-3-4	0	7	2	2	0	0	26
Laudermill	3-10	1-4	0-0	0-1-1	3	7	0	0	1	0	19
Williams	0-1	0-0	0-0	1-3-4	0	4	0	1	1	0	11
Jeffery	1-4	0-2	0-0	0-0-0	1	2	0	0	0	1	12
Simon	1-1	0-0	2-2	0-1-1	0	4	0	0	0	1	3
TEAM				4-3-7							
Totals	20-66	3-24	2-2	12-33-45	12	45	12	12	1	5	200
Pct.	30.3	12.5	100.0								DR: 0

FG's (1st half: 8-33, 24.2%; 2nd half: 12-33, 36.4%)
3FG's (1st half: 2-13, 15.4%; 2nd half: 1-11, 9.1%)
FT's (1st half: 0-0, 0.0%; 2nd half: 2-2, 100.0%)

	FG	3FG	FT	REB	PF	TP	A	TO	B	S	Min
Duke		</									

[23/21] DePaul 74, [9/10] Duke 65

NCAA Tournament - Second Round
March 24, 2014
Durham, N.C. (Cameron Indoor Stadium)

DePaul	FG	3FG	FT	REB	PF	TP	A TO	B	S	Min
Podkowa f	7-9	4-4	0-0	3-2-5	2	18	1 2	3	1	32
Penny f	4-6	0-0	3-4	4-2-6	2	11	1 1	1	2	32
Hrynko g	5-12	4-7	0-1	0-0-0	3	14	6 3	0	0	34
Jenkins g	1-6	0-3	2-2	2-5-7	2	4	7 4	0	2	31
Rogowski g	6-15	6-12	4-4	0-4-4	3	22	2 1	1	3	32
January	0-8	0-6	3-6	1-6-7	2	3	2 1	0	3	18
Reynolds	0-1	0-1	0-0	0-0-0	0	0	0 0	0	0	5
McGehee	1-3	0-0	0-0	2-1-3	0	2	0 2	0	1	15
Harvey-Carr	0-0	0-0	0-0	0-0-0	1	0	0 0	0	0	1
TEAM				0-0-0						
Totals	24-60	14-33	12-17	12-20-32	15	74	19 15	5	12	200
Pct.	40.0	42.4	70.6	DB:3						

FG's (1st half: 10-33, 30.3%; 2nd half: 14-27, 51.9%)
3FG's (1st half: 5-17, 29.4%; 2nd half: 9-16, 56.3%)
FT's (1st half: 2-4, 50.0%; 2nd half: 10-13, 76.9%)

Duke	FG	3FG	FT	REB	PF	TP	A TO	B	S	Min
Peters f	5-9	1-2	0-1	1-5-6	1	11	2 0	0	1	37
Williams c	5-14	0-0	2-4	5-5-10	3	12	2 3	7	2	37
Johnson g	4-8	1-1	2-4	2-3-5	3	11	2 6	0	2	32
Jackson g	3-6	0-0	1-4	1-4-5	1	7	1 4	0	3	27
Liston g	5-13	0-3	1-2	2-5-7	2	11	2 6	0	1	39
Chidom	4-5	0-0	2-2	1-1-2	2	10	1 1	1	0	17
Henson	0-0	0-0	0-0	0-0-0	1	0	0 1	0	0	1
McCravey-Cooper	1-3	0-0	1-2	2-2-4	2	3	1 0	0	0	10
TEAM				3-1-4						
Totals	27-58	2-6	9-19	17-26-43	15	65	11 21	8	9	200
Pct.	46.6	33.3	47.4	DB:4						

FG's (1st half: 10-23, 43.5%; 2nd half: 17-35, 48.6%)
3FG's (1st half: 2-3, 66.7%; 2nd half: 0-3, 0.0%)
FT's (1st half: 2-5, 40.0%; 2nd half: 7-14, 50.0%)

Officials: Denise Kantner, Joe Cunningham, Frank Steratore
Attendance: 2787 • Technical Fouls: None

Score by Periods	1st	2nd	Total
DePaul	27	47	74
Duke	24	41	65

[9/10] Duke 87, Winthrop 45

NCAA Tournament - First Round
March 22, 2014
Durham, N.C. (Cameron Indoor Stadium)

Winthrop	FG	3FG	FT	REB	PF	TP	A TO	B	S	Min
Williams f	0-8	0-1	0-0	1-2-3	0	0	1 3	0	0	31
Nunn c	2-3	0-0	1-1	2-3-5	2	5	0 2	0	0	20
Calvert g	0-1	0-0	0-0	1-1-2	3	0	2 1	1	1	31
McClanahan g	7-20	3-5	5-6	1-5-6	4	22	6 6	0	2	38
Wright g	4-13	4-10	0-0	0-0-0	3	12	0 0	0	0	36
Wells	0-1	0-1	0-0	0-0-0	1	0	0 0	0	0	3
Charles	0-1	0-1	0-0	1-2-3	1	0	1 0	1	0	13
Boyd	0-0	0-0	0-0	0-1-1	0	0	0 0	0	0	2
Rogers	0-0	0-0	0-0	0-0-0	0	0	0 0	0	0	2
Burford	0-1	0-0	0-0	0-0-0	0	0	0 0	0	0	2
Decheva	1-3	1-3	0-0	0-1-1	0	3	1 2	0	1	12
Vernon	1-4	1-3	0-0	1-0-1	2	3	0 0	0	2	10
TEAM				0-1-1						
Totals	15-55	9-23	6-7	7-16-23	16	45	11 17	1	6	200
Pct.	27.3	39.1	85.7	DB:1						

FG's (1st half: 6-29, 20.7%; 2nd half: 9-26, 34.6%)
3FG's (1st half: 3-11, 27.3%; 2nd half: 6-12, 50.0%)
FT's (1st half: 2-2, 100.0%; 2nd half: 4-5, 80.0%)

Duke	FG	3FG	FT	REB	PF	TP	A TO	B	S	Min
Peters f	5-12	0-1	1-2	4-2-6	1	11	6 3	1	5	30
Williams c	4-8	0-0	2-2	4-4-8	0	10	4 0	3	2	31
Johnson g	2-4	1-3	1-3	1-4-5	2	6	3 2	1	1	31
Jackson g	2-7	0-1	0-0	0-1-1	1	4	3 3	1	2	29
Liston g	6-11	4-6	4-4	0-6-6	1	20	2 0	0	1	32
Chidom	6-8	0-0	5-6	0-4-4	4	17	0 1	1	0	14
Henson	2-6	1-4	0-0	2-1-3	1	5	0 2	0	1	11
Frush	0-0	0-0	0-0	0-0-0	0	0	1 0	0	0	3
McCravey-Cooper	7-7	0-0	0-0	3-7-10	1	14	2 2	1	0	14
TEAM				2-4-6						
Totals	34-63	6-15	13-17	16-33-49	11	87	21 13	7	13	200
Pct.	54.0	40.0	76.5	DB:1						

FG's (1st half: 17-31, 54.8%; 2nd half: 17-32, 53.1%)
3FG's (1st half: 2-7, 28.6%; 2nd half: 4-8, 50.0%)
FT's (1st half: 5-6, 83.3%; 2nd half: 8-11, 72.7%)

Officials: Joe Cunningham, Frank Steratore, Jennifer Rezac
Attendance: n/a • Technical Fouls: None

Score by Periods	1st	2nd	Total
Winthrop	17	28	45
Duke	41	46	87

[4/3] Maryland 65, [16/16] Duke 55

NCAA Tournament - Regional Semifinal
Game 32 • March 28, 2015
Spokane, Wash. (Spokane Arena)

Maryland	FG	3FG	FT	REB	PF	TP	A TO	B	S	Min
Howard	1-3	0-0	1-2	2-1-3	3	3	1 1	0	0	18
Jones	4-6	0-0	2-2	3-7-10	0	10	2 0	0	1	33
Mincy	4-8	4-6	3-3	0-4-4	2	15	7 1	0	0	40
Brown	0-7	0-5	1-2	0-4-4	0	1	3 2	0	1	24
W-Kimbrough	10-15	2-2	2-2	1-2-3	2	24	1 1	1	1	36
Leslie	1-5	0-0	2-0	2-1-3	0	2	1 1	1	1	15
Moseley	2-6	2-5	2-2	0-2-2	1	8	2 3	0	0	16
Conroy	0-0	0-0	0-0	0-0-0	1	0	0 2	0	0	7
Pfirman	1-2	0-0	0-0	1-0-1	1	2	0 2	0	0	10
Harrison	0-0	0-0	0-0	0-0-0	0	0	0 0	0	0	1
TEAM				2-1-3						
Totals	23-52	8-19	11-13	11-22-33	10	65	17 13	2	4	200
Pct.	44.2	42.1	84.6	DB:1						

FG's (1st half: 10-25, 40.0%; 2nd half: 13-27, 48.1%)
3FG's (1st half: 4-10, 40.0%; 2nd half: 4-9, 44.4%)
FT's (1st half: 7-7, 100.0%; 2nd half: 4-6, 66.7%)

Duke	FG	3FG	FT	REB	PF	TP	A TO	B	S	Min
Stevens f	5-15	0-2	1-1	2-1-3	1	11	1 2	1	1	34
Henson f	1-4	0-0	0-0	1-1-2	3	2	1 2	0	0	32
Williams c	8-13	0-0	2-2	3-6-9	2	18	2 3	0	1	39
Johnson g	4-8	2-3	5-5	0-2-2	3	15	2 2	0	3	36
Greenwell g	2-7	1-4	0-0	0-4-4	1	5	1 2	0	3	37
Riggs	0-0	0-0	0-0	0-0-0	2	0	0 0	0	0	6
Cooper	1-3	0-0	2-2	0-3-3	3	4	1 2	0	0	16
TEAM				0-1-1						
Totals	21-50	3-9	10-10	6-18-24	15	55	8 14	1	8	200
Pct.	42.0	33.3	100.0	DB:2						

FG's (1st half: 9-25, 36.0%; 2nd half: 12-25, 48.0%)
3FG's (1st half: 1-6, 16.7%; 2nd half: 2-3, 66.7%)
FT's (1st half: 4-4, 100.0%; 2nd half: 6-6, 100.0%)

Officials: Mark Zantz, Angie Lewis, Metta Roberts
Attendance: 8686 • Technical Fouls: Maryland-None, Duke-None

Score by Periods	1st	2nd	Total
Maryland	31	34	65
Duke	23	32	55

[16/16] Duke 64, [12/14] Mississippi St. 56

NCAA Tournament - Second Round
Game 31 • March 20, 2015
Durham, N.C. (Cameron Indoor Stadium)

Miss. State	FG	3FG	FT	REB	PF	TP	A TO	B	S	Min
Riachardson f	1-7	0-1	1-3	3-0-3	3	3	2 4	1	0	33
Vivians f	5-17	3-11	2-2	2-4-6	5	15	0 2	0	0	22
Alwal c	2-9	0-0	0-0	1-3-4	4	4	0 0	4	1	32
Dillingham g	2-4	2-4	0-0	4-6-10	3	6	2 1	3	3	37
James g	1-5	1-4	0-0	0-1-1	4	3	1 1	0	0	17
Schaefer	1-1	0-0	0-0	0-0-0	0	2	0 0	0	0	0
William	2-6	1-4	6-6	0-0-0	1	11	4 2	0	0	23
Chapel	0-0	0-0	0-0	0-0-0	1	0	1 0	0	1	6
Grant	4-9	3-7	1-2	1-2-3	1	12	1 0	0	1	18
Nevitt	0-0	0-0	0-0	0-0-0	0	0	0 0	0	0	0
Salter	0-0	0-0	0-0	0-0-0	1	0	0 0	0	0	1
Okorie	0-1	0-0	0-0	0-1-1	0	0	0 0	0	0	8
Carter	0-0	0-0	0-0	0-0-0	0	0	0 0	0	0	3
TEAM				1-2-3						
Totals	18-59	10-31	10-13	12-19-31	24	56	11 11	9	5	200
Pct.	30.5	32.3	76.9	DB:2						

FG's (1st half: 10-33, 30.3%; 2nd half: 8-26, 30.8%)
3FG's (1st half: 7-17, 41.2%; 2nd half: 3-14, 21.4%)
FT's (1st half: 1-2, 50.0%; 2nd half: 9-11, 81.8%)

Duke	FG	3FG	FT	REB	PF	TP	A TO	B	S	Min
Stevens f	9-13	1-3	3-6	3						

[#9] Duke 65, Oregon 74

NCAA Tournament - Second Round
March 20, 2017
at Cameron Indoor Stadium (Durham, N.C.)

Duke	FG	3FG	FT	REB	PF	TP	A	TO	B	S	Min
Odom f	2-7	0-0	2-4	2-2-4	3	4	0	1	2	0	27
Cooper f	4-5	0-0	1-2	2-7-9	3	9	2	1	3	4	30
Mathias c	1-6	0-1	0-0	2-0-2	0	2	0	1	0	0	17
Brown g	8-18	2-7	7-7	0-5-5	2	25	6	1	0	2	39
Greenwell g	3-11	0-6	0-0	5-4-9	4	6	3	5	0	2	39
Primm g	3-5	0-0	2-2	1-2-3	3	8	2	2	0	0	20
Suggs g	0-1	0-1	0-0	0-0-0	0	0	0	0	0	0	6
Chidom g	5-14	0-0	1-2	2-2-4	3	11	2	1	2	1	22
TEAM	3-2-5 1										
Totals	26-67	2-15	11-14	17-24-41	18	65	15	13	7	9	200
Pct.	38.8	13.3	78.6	DB: 4							

FG's (1Q: 6-20, 30.0%; 2Q: 4-13, 30.8%; 3Q: 7-13, 53.8%; 4Q: 9-21, 42.9%)
3FG's (1Q: 0-4, 0.0%; 2Q: 0-4, 0.0%; 3Q: 1-3, 33.3%; 4Q: 1-4, 25.0%)
FT's (1Q: 2-2, 100.0%; 2Q: 4-4, 100.0%; 3Q: 1-2, 50.0%; 4Q: 4-6, 66.7%)

Oregon	FG	3FG	FT	REB	PF	TP	A	TO	B	S	Min
Hebard f	2-7	0-0	2-4	3-12-15	1	20	0	2	1	2	36
McGwire f	2-4	0-0	0-0	0-2-2	3	4	2	1	2	0	21
Cazorla g	5-12	4-8	3-5	1-1-2	3	17	6	4	0	0	34
Bando g	5-14	4-12	0-0	1-1-2	1	14	5	1	0	0	36
Ionescu g	3-8	1-4	6-8	3-5-8	0	13	6	1	1	2	40
Hall g	1-3	0-2	0-0	1-0-1	2	2	0	0	0	1	8
Vandenberg	0-1	0-0	0-0	0-0-0	1	0	1	2	0	1	16
Gildon	1-2	0-0	2-2	0-1-1	0	4	0	0	0	0	9
TEAM	1-1-2 1										
Totals	26-58	9-26	13-19	10-23-33	11	74	20	12	4	6	200
Pct.	44.8	34.6	68.4	DB: 4							

FG's (1Q: 8-15, 53.3%; 2Q: 4-13, 30.8%; 3Q: 10-17, 58.8%; 4Q: 4-13, 30.8%)
3FG's (1Q: 3-7, 42.9%; 2Q: 1-7, 14.3%; 3Q: 2-6, 33.3%; 4Q: 3-6, 50.0%)
FT's (1Q: 0-0, 0.0%; 2Q: 3-4, 75.0%; 3Q: 0-1, 0.0%; 4Q: 10-14, 71.4%)

Officials: Kyle Bacon, Carla Fountain, Bruce Morris
Attendance: 1,620 • Technical Fouls: None

Score by Periods	1st	2nd	3rd	4th	Total
Duke	14	12	16	23	65
Oregon	19	12	22	21	74

[1/1] Connecticut 72, [20/18] Duke 59

NCAA Tournament Regional Semifinal
March 24, 2018
at Times Union Center (Albany, New York)

Duke	FG	3FG	FT	REB	PF	TP	A	TO	B	S	Min
Odom f	9-17	0-0	4-6	2-6-8	4	22	4	1	0	1	36
Suggs f	0-4	0-3	0-0	0-1-1	0	0	1	0	0	0	28
Mathias c	3-10	0-0	1-1	4-4-8	1	7	1	0	1	1	35
Brown g	4-11	2-6	3-4	0-1-1	1	10	4	3	0	7	39
Greenwell g	2-6	2-3	2-2	1-4-5	2	6	0	4	0	2	30
Roma	0-0	0-0	0-0	0-0-0	1	0	0	0	0	0	3
Faz Davalos	1-1	0-0	0-0	1-0-1	0	2	0	0	0	0	2
Williams	3-5	0-0	1-1	0-0-0	2	7	0	1	1	0	5
Adams	1-6	1-4	2-2	0-3-3	1	5	2	1	0	0	22
TEAM	2-3-5										
Totals	23-60	5-16	8-10	10-23-32	13	59	12	10	2	11	200
Pct.	38.3	31.6	80.0	DB: 2							

FG's (1Q: 5-14, 35.7%; 2Q: 3-13, 23.1%; 3Q: 5-18, 27.8%; 4Q: 10-15, 66.7%)
3FG's (1Q: 2-5, 40.0%; 2Q: 0-1, 0.0%; 3Q: 1-5, 20.0%; 4Q: 2-5, 40.0%)
FT's (1Q: 2-2, 100.0%; 2Q: 0-0, 0.0%; 3Q: 0-0, 0.0%; 4Q: 6-8, 75.0%)

Connecticut	FG	3FG	FT	REB	PF	TP	A	TO	B	S	Min
Williams f	7-11	0-0	1-1	1-6-7	2	15	6	2	2	2	33
Collier f	6-13	0-1	4-8	3-8-11	2	16	6	1	2	0	33
Dangerfield g	2-6	2-4	0-0	0-0-0	0	6	3	4	0	4	29
Nurse g	4-9	2-7	0-0	0-1-1	1	10	4	1	0	0	37
Samuelsong	5-12	4-9	1-2	1-1-2	3	15	2	1	0	0	37
Walker	1-2	0-0	0-0	1-2-3	1	2	0	0	0	0	9
Bent	0-0	0-0	0-0	0-0-0	1	0	0	0	0	0	1
Stevens	3-9	0-0	2-3	5-7-12	1	8	1	2	3	2	18
Irwin	0-0	0-0	0-2	0-0-0	0	0	0	0	0	0	2
Camara	0-0	0-0	0-0	0-0-0	0	0	0	0	0	0	1
TEAM	4-1-5										
Totals	28-62	8-21	8-16	15-26-41	11	72	18	12	7	8	200
Pct.	45.2	38.1	50.0	DB: 5							

FG's (1Q: 9-17, 52.9%; 2Q: 8-19, 42.1%; 3Q: 5-16, 31.3%; 4Q: 6-10, 60.0%)
3FG's (1Q: 2-5, 40.0%; 2Q: 3-8, 37.5%; 3Q: 0-5, 0.0%; 4Q: 3-3, 100.0%)
FT's (1Q: 0-1, 0.0%; 2Q: 1-2, 50.0%; 3Q: 1-3, 33.3%; 4Q: 6-10, 60%)

Officials: Michael Price, Bruce Morris, Tiara Cruse
Attendance: 10,658 • Technical Fouls: None

Score by Periods	1st	2nd	3rd	4th	Total
Duke	14	6	11	28	59
Georgia	20	20	11	21	72

[20/18] Duke 72, [23/25] Belmont 58

NCAA Tournament First Round
March 17, 2018
at Stegeman Coliseum (Athens, Ga.)

Duke	FG	3FG	FT	REB	PF	TP	A	TO	B	S	Min
Odom f	11-18	0-0	3-5	3-3-6	3	25	4	0	1	2	37
Mathias c	3-8	0-0	4-4	1-4-5	3	10	2	3	2	1	34
Brown g	3-10	0-4	7-9	0-5-5	1	13	5	1	0	2	39
Suggs g	1-4	0-2	4-6	5-3-8	1	6	1	0	1	0	29
Greenwell g	5-12	4-7	4-4	1-3-4	3	18	0	2	0	3	30
Roma	0-0	0-0	0-0	0-0-0	0	0	0	0	0	0	1
Faz Davalos	0-1	0-0	0-0	0-1-1	0	0	0	0	0	0	6
Williams	0-0	0-0	0-0	0-0-0	2	0	0	0	0	0	7
Adams	0-2	0-1	0-0	0-0-0	2	0	1	1	1	0	17
TEAM	4-3-7										
Totals	23-55	4-14	22-28	14-22-36	15	72	13	8	4	9	200
Pct.	41.8	28.6	78.6	DB: 3							

FG's (1Q: 6-20, 30.0%; 2Q: 6-12, 50.0%; 3Q: 7-13, 53.8%; 4Q: 4-10, 40.0%)
3FG's (1Q: 2-6, 33.3%; 2Q: 0-3, 0.0%; 3Q: 2-2, 100.0%; 4Q: 0-3, 0.0%)
FT's (1Q: 2-4, 50.0%; 2Q: 4-5, 80.0%; 3Q: 5-5, 100.0%; 4Q: 11-14, 78.6%)

Belmont	FG	3FG	FT	REB	PF	TP	A	TO	B	S	Min
Mccabe c	6-12	1-2	1-4	1-1-2	3	14	1	1	4	1	30
Jones g	0-1	0-0	0-0	3-1-4	3	0	1	4	0	0	12
Smith g	7-12	3-5	3-4	1-6-7	3	20	5	6	0	1	39
Roy g	0-4	0-0	1-2	5-3-8	5	1	4	3	0	0	34
Maggard g	4-12	4-11	0-0	0-3-3	2	12	1	0	0	0	40
Harmeyer	3-6	2-4	0-0	1-6-7	2	8	0	1	0	0	19
Muensterman	1-7	1-6	0-0	0-1-1	4	3	1	0	0	0	25
Wright	0-0	0-0	0-0	0-0-0	0	0	0	0	0	0	1
TEAM	2-0-2 2										
Totals	21-54	11-28	5-10	13-21-34	22	58	13	17	4	2	200
Pct.	38.9	39.3	50.0	DB: 3							

FG's (1Q: 5-9, 55.6%; 2Q: 6-14, 42.9%; 3Q: 2-9, 22.2%; 4Q: 8-22, 36.4%)
3FG's (1Q: 3-4, 75.0%; 2Q: 5-10, 50.0%; 3Q: 1-4, 25.0%; 4Q: 2-10, 20.0%)
FT's (1Q: 1-2, 50.0%; 2Q: 0-0, 0.0%; 3Q: 4-8, 50.0%; 4Q: 0-0, 0.0%)

Officials: Susan Blaich, Melissa Brooks, In'fini Robinson
Attendance: • Technical Fouls: None

Score by Periods	1st	2nd	3rd	4th	Total
Belmont	14	17	9	18	58
Duke	16	16	21	19	72

[20/18] Duke 66, [18/17] Georgia 40

NCAA Tournament Second Round
March 19, 2018
at Stegeman Coliseum (Athens, Ga.)

Duke	FG	3FG	FT	REB	PF	TP	A	TO	B	S	Min
Odom f	7-12	0-0	2-2	0-7-7	2	16	1	3	1	0	35
Suggs f	2-5	1-2	1-3	0-4-4	1	6	0	1	0	2	26
Mathias c	5-8	0-0	4-4	3-5-8	2	14	1	1	1	1	31
Brown g	5-11	1-4	3-4	0-3-3	3	14	6	5	1	7	37
Greenwell g	4-7	1-3	2-2	1-8-9	1	11	1	3	0	1	31
Roma	0-1	0-0	0-0	1-0-1	0	0	0	0	0	0	2
Faz Davalos	1-1	0-0	0-0	1-3-4	0	2	0	3	0	0	7
Williams	0-1	0-0	0-0	0-1-1	1	0	0	2	0	0	9
Schubert	0-0	0-0	0-0	0-0-0	0	0	0	0	0	0	1
Adams	1-3	1-2	0-0	0-0-0	1	3	1	3	0	0	18
Treece	0-1	0-0	0-0	0-1-1	0	0	0	0	0	0	3
TEAM	4-1-5										
Totals	25-50	4-11	12-15	10-33-43	11	66	10	21	3	11	200
Pct.	50.0	36.4	80.0	DB: 0							

FG's (1Q: 6-12, 50.0%; 2Q: 7-11, 63.6%; 3Q: 7-13, 53.8%; 4Q: 5-14, 35.7%)
3FG's (1Q: 1-3, 33.3%; 2Q: 2-2, 100.0%; 3Q: 0-2, 0.0%; 4Q: 1-4, 25.0%)
FT's (1Q: 2-2, 100.0%; 2Q: 4-4, 100.0%; 3Q: 4-7, 57.1%; 4Q: 2-2, 100.0%)

Georgia	FG	3FG	FT	REB	PF	TP	A	TO	B	S	Min
Robinson f	5-10	0-0	1-2	4-8-12	1	11	3	2	3	3	34
Ingram f	2-13	0-3	1-4	6-0-6							

Alana Beard #20

YEAR	G-GS	MIN-AVG	FG-FGA	PCT	3P-3PA	PCT	FT-FTA	PCT	REB	AVG	PF-FO	AST	TO	BS	ST	PTS	AVG
2000-01	30-30	893-29.8	194-379	.512	10-51	.196	111-141	.787	136	4.5	86-4	113	81	30	106	509	17.0
2001-02	35-35	1164-33.1	275-481	.572	25-66	.379	119-158	.753	213	6.1	88-2	154	93	25	114	694	19.8
2002-03	37-37	1161-31.4	294-558	.527	24-85	.282	201-259	.776	256	6.9	98-0	110	87	48	104	813	22.0
2003-04	34-34	1067-31.4	242-488	.496	36-115	.313	151-194	.778	184	5.4	74-0	132	76	46	80	671	19.7
Career	136-136	4285-31.5	1005-1906	.527	95-317	.300	582-752	.774	789	5.8	346-6	509	337	149	404	2687	19.8

Chris Moreland #24

YEAR	G-GS	MIN-AVG	FG-FGA	PCT	3P-3PA	PCT	FT-FTA	PCT	REB	AVG	PF-FO	AST	TO	BS	ST	PTS	AVG
1984-85	25-25	797-31.9	163-288	.566	----	----	113-160	.706	238	9.5	75-2	32	68	10	18	439	17.6
1985-86	30-29	917-30.6	254-438	.580	----	----	183-267	.685	354	11.8	78-1	20	74	9	25	691	23.0
1986-87	28-27	944-33.7	219-396	.553	----	----	148-222	.667	294	10.5	76-0	39	69	5	24	586	20.9
1987-88	28-28	891-31.8	192-326	.589	0-0	.000	132-219	.603	343	12.3	83-3	28	66	4	27	516	18.4
Career	111-109	3549-32.0	828-1448	.572	0-0	.000	576-868	.664	1229	11.1	312-6	119	277	28	94	2232	20.1

Monique Currie #25

YEAR	G-GS	MIN-AVG	FG-FGA	PCT	3P-3PA	PCT	FT-FTA	PCT	REB	AVG	PF-FO	AST	TO	BS	ST	PTS	AVG
2001-02	35-22	971-27.7	178-360	.494	8-34	.235	138-179	.771	209	6.0	87-2	90	90	24	50	502	14.3
2002-03	Medical Redshirt																
2003-04	34-34	943-27.7	151-318	.475	10-42	.238	105-139	.755	208	6.1	103-4	101	83	28	53	417	12.6
2004-05	36-36	1127-31.3	218-489	.446	26-82	.317	168-215	.781	254	7.1	85-2	123	109	14	77	630	17.5
2005-06	35-35	972-27.8	202-425	.475	42-100	.420	127-155	.819	203	5.8	83-0	99	69	9	48	573	16.4
Career	140-127	4013-28.7	749-1592	.470	86-258	.333	538-688	.782	874	6.2	358-8	413	351	75	228	2122	15.2

Elizabeth Williams #1

YEAR	G-GS	MIN-AVG	FG-FGA	PCT	3P-3PA	PCT	FT-FTA	PCT	REB	AVG	PF-FO	AST	TO	BS	ST	PTS	AVG
2011-12	33-33	1008-30.5	186-383	.486	1-2	.500	88-145	.607	259	7.8	78-1	54	101	116	51	461	14.0
2012-13	36-36	1063-29.5	215-423	.508	0-1	.000	116-167	.695	264	7.3	63-0	45	78	107	41	546	15.2
2013-14	35-35	1066-30.5	202-384	.526	0-0	.000	80-142	.563	267	7.6	77-4	76	79	108	45	484	13.8
2014-15	32-32	1025-32.0	188-385	.488	0-0	.000	88-147	.599	288	9.0	10-1	81	92	95	48	464	14.5
Career	136-132	4162-30.6	791-1575	.502	1-3	.333	372-601	.619	1078	7.9	288-6	256	350	426	185	1955	14.4

Rebecca Greenwell #23

YEAR	G-GS	MIN-AVG	FG-FGA	PCT	3P-3PA	PCT	FT-FTA	PCT	REB	AVG	PF-FO	AST	TO	BS	ST	PTS	AVG
2014-15	34-34	1171-34.4	157-396	.396	72-202	.356	90-114	.789	187	5.5	54-1	70	107	8	66	476	14.0
2015-16	30-30	1011-33.7	158-357	.443	73-175	.417	63-81	.778	177	5.9	52-0	63	85	7	45	452	15.1
2016-17	34-34	114-33.6	187-422	.443	83-208	.399	100-114	.877	217	6.4	61-0	83	92	8	53	557	16.4
2017-18	28-25	893-31.9	137-307	.446	73-170	.429	42-51	.824	180	6.4	45-0	44	52	3	51	389	13.9
Career	126-123	4218-33.5	639-1482	.431	301-755	.399	295-361	.817	761	6.0	212-1	260	336	26	215	1874	14.9

Sue Harnett #23

YEAR	G-GS	MIN-AVG	FG-FGA	PCT	3P-3PA	PCT	FT-FTA	PCT	REB	AVG	PF-FO	AST	TO	BS	ST	PTS	AVG
1986-87	29-8	613-21.1	122-248	.492	----	----	46-64	.719	168	5.8	64-0	30	33	37	7	290	10.0
1987-88	28-23	756-27.0	157-316	.497	0-1	.000	74-112	.661	218	7.8	79-3	36	78	36	13	388	12.9
1988-89	27-26	816-30.2	211-393	.537	0-0	.000	104-154	.675	222	8.2	78-1	41	73	21	40	526	19.5
1989-90(RS)	5-5	138-27.6	43-66	.652	0-0	.000	5-11	.455	44	8.8	19-2	3	18	4	4	91	18.2
1990-91	28-28	897-32.0	194-362	.536	0-0	.000	102-143	.713	247	8.8	69-3	54	88	32	22	490	17.5
Career	117-90	3220-27.5	727-1385	.525	0-1	.000	331-484	.684	899	7.7	309-9	164	290	130	86	1785	15.3

Katie Meier #31

YEAR	G-GS	MIN-AVG	FG-FGA	PCT	3P-3PA	PCT	FT-FTA	PCT	REB	AVG	PF-FO	AST	TO	BS	ST	PTS	AVG
1985-86	30-5	725-24.8	168-339	.496	----	----	102-138	.739	148	4.9	84-4	84	87	11	58	438	14.6
1986-87	29-29	978-33.7	196-408	.480	----	----	98-150	.653	151	5.2	76-3	129	106	11	68	490	16.9
1987-88	22-17	578-26.3	110-237	.464	4-17	.235	80-107	.748	123	5.6	50-1	83	69	15	54	304	13.8
1988-89	Medical Redshirt																
1989-90	28-28	1009-36.0	179-390	.459	4-15	.267	167-229	.729	248	8.9	83-2	113	99	16	52	529	18.9
Career	109-79	3310-30.4	653-1374	.475	8-32	.250	447-624	.716	670	6.1	293-10	409	361	53	232	1761	16.2

Iciss Tillis #33

YEAR	G-GS	MIN-AVG	FG-FGA	PCT	3P-3PA	PCT	FT-FTA	PCT	REB	AVG	PF-FO	AST	TO	BS	ST	PTS	AVG
2000-01	34-25	829-24.4	118-270	.437	27-74	.365	29-40	.725	188	5.5	86-2	60	70	40	54	292	8.6
2001-02	34-33	1032-30.4	197-436	.452	30-89	.337	62-91	.681	271	8.0	91-2	94	99	30	79	486	14.3
2002-03	37-37	1128-30.5	212-476	.445	47-122	.385	64-80	.800	273	7.4	93-3	79	91	38	80	535	14.5
2003-04	32-32	897-28.0	146-355	.411	24-82	.293	83-96	.865	214	6.7	82-3	68	61	43	57	399	12.5
Career	137-127	3886-28.4	673-1537	.438	128-367	.349	238-307	.775	946	6.9	352-10	301	321	151	270	1712	12.5

Jasmine Thomas #5

YEAR	G-GS	MIN-AVG	FG-FGA	PCT	3P-3PA	PCT	FT-FTA	PCT	REB	AVG	PF-FO	AST	TO	BS	ST	PTS	AVG
2007-08	35-20	884-25.3	112-319	.351	24-97	.247	29-48	.604	98	2.8	55-0	82	88	30	52	277	7.9
2008-09	30-38	885-29.5	112-310	.361	28-98	.286	55-74	.743	82	2.7	48-0	98	78	7	50	307	10.2
2009-10	36-36	1168-32.4	206-532	.387	63-177	.356	102-129	.791	153	4.3	63-0	146	115	7	100	577	16.0
2010-11	36-36	1172-32.6	199-513	.388	65-166	.392	80-121	.661	139	3.9	57-0	123	104	20	85	543	15.1
Career	137-120	4109-30.0	629-1674	.376	180-538	.335	266-372	.715	472	3.4	223-0	449	385	64	287	1704	12.4

Tricia Liston #32

YEAR	G-GS	MIN-AVG	FG-FGA	PCT	3P-3PA	PCT	FT-FTA	PCT	REB	AVG	PF--FO	AST	TO	BS	ST	PTS	AVG
2010-11	32-2	384-12.0	60-131	.458	28-72	.389	29-42	.690	67	2.1	24-0	28	30	2	19	177	5.5
2011-12	33-17	871-26.4	134-276	.486	57-124	.460	72-83	.867	129	3.9	46-0	48	49	1	42	397	12.0
2012-13	36-28	1046-29.1	163-364	.448	80-172	.465	81-87	.931	182	5.1	90-0	52	72	3	35	487	13.5
2013-14	35-35	1098-31.4	209-398	.525	87-181	.481	98-115	.852	183	5.2	58-0	57	81	6	20	603	17.2
Career	136-82	3399-25.0	566-1169	.484	252-549	.459	280-327	.856	561	4.1	177-0	185	232	12	116	1664	12.2

Georgia Schweitzer #23

YEAR	G-GS	MIN-AVG	FG-FGA	PCT	3P-3PA	PCT	FT-FTA	PCT	REB	AVG	PF--FO	AST	TO	BS	ST	PTS	AVG
1997-98	32-15	816-25.5	85-205	.415	37-104	.356	40-54	.741	89	2.8	47-0	73	52	4	41	247	7.7
1998-99	36-32	958-26.6	132-270	.489	40-96	.417	56-83	.675	147	4.1	63-0	103	83	14	35	360	10.0
1999-00	34-34	1069-31.4	187-408	.458	60-149	.403	98-127	.772	136	4.0	42-0	112	83	12	45	532	15.6
2000-01	34-34	1100-32.4	175-365	.479	65-155	.419	66-94	.702	161	4.7	58-0	140	92	11	50	481	14.1
Career	136-115	3943-29.0	579-1248	.464	202-504	.401	260-358	.726	533	3.9	210-0	428	310	41	171	1620	11.9

Chante Black #11

YEAR	G-GS	MIN-AVG	FG-FGA	PCT	3P-3PA	PCT	FT-FTA	PCT	REB	AVG	PF--FO	AST	TO	BS	ST	PTS	AVG
2004-05	34-3	641-18.9	87-165	.527	0-0	.000	36-70	.514	260	7.6	64-0	39	57	46	28	210	6.2
2005-06	34-12	636-18.7	109-202	.540	0-0	.000	49-84	.583	208	6.1	90-1	20	57	65	28	267	7.9
2006-07		Medical Redshirt															
2007-08	35-35	953-27.2	191-364	.525	0-0	.000	112-144	.778	249	7.1	84-1	49	77	81	49	494	14.1
2008-09	33-33	949-28.8	178-366	.486	0-3	.000	111-153	.725	278	8.4	75-3	49	85	69	47	467	14.2
Career	136-83	3179-23.4	565-1097	.515	0-3	.000	308-451	.683	995	7.3	313-5	157	276	261	152	1438	10.6

Mistie Bass #1

YEAR	G-GS	MIN-AVG	FG-FGA	PCT	3P-3PA	PCT	FT-FTA	PCT	REB	AVG	PF--FO	AST	TO	BS	ST	PTS	AVG
2002-03	37-15	594-16.1	89-181	.492	0-0	.000	78-115	.678	138	3.7	76-2	28	38	26	24	256	6.9
2003-04	34-34	776-22.8	132-216	.611	0-0	.000	77-122	.631	182	5.4	84-0	26	51	42	31	341	10.0
2004-05	36-36	975-27.1	176-327	.538	0-1	.000	68-111	.613	258	7.2	79-0	64	63	30	41	420	11.7
2005-06	35-35	867-24.8	160-259	.618	0-0	.000	72-111	.649	222	6.3	75-1	57	69	33	31	392	11.2
Career	142-120	3212/22.6	557-983	.567	0-1	.000	295-459	.643	800	5.6	314-3	175	221	131	127	1409	9.9

Abby Waner #4

YEAR	G-GS	MIN-AVG	FG-FGA	PCT	3P-3PA	PCT	FT-FTA	PCT	REB	AVG	PF--FO	AST	TO	BS	ST	PTS	AVG
2005-06	35-15	758-21.7	111-246	.451	50-131	.382	38-55	.691	87	2.5	62-0	112	86	8	65	310	8.9
2006-07	34-34	969-28.5	175-380	.461	68-188	.362	60-78	.769	150	4.4	57-0	93	67	15	85	478	14.1
2007-08	31-31	921-29.7	110-336	.327	49-188	.261	50-68	.735	113	3.6	77-1	117	91	6	80	319	10.3
2008-09	31-31	975-31.5	107-321	.333	55-184	.299	32-41	.780	95	3.1	61-1	110	103	15	83	301	9.7
Career	131-111	3623-27.7	503-1283	.392	222-691	.321	180-242	.744	445	3.4	257-2	432	347	44	313	1408	10.7

Kira Orr #12

YEAR	G-GS	MIN-AVG	FG-FGA	PCT	3P-3PA	PCT	FT-FTA	PCT	REB	AVG	PF--FO	AST	TO	BS	ST	PTS	AVG
1993-94	27-0	466-17.3	44-115	.383	7-31	.226	19-35	.543	49	1.8	47-0	56	73	1	28	114	4.2
1994-95	30-29	974-32.5	125-330	.379	28-91	.308	54-81	.667	121	4.0	73-1	126	103	1	57	332	11.1
1995-96	33-33	1151-34.9	155-371	.418	42-133	.316	82-113	.726	173	5.2	54-0	170	112	0	60	434	13.2
1996-97	29-29	984-33.9	176-419	.420	56-161	.348	100-120	.833	162	5.6	57-0	93	96	3	59	508	17.5
Career	119-91	3575-30.0	500-1235	.405	133-416	.320	255-349	.731	505	4.2	231-1	445	384	5	204	1388	11.7

Jennifer Scanlon #13

YEAR	G-GS	MIN-AVG	FG-FGA	PCT	3P-3PA	PCT	FT-FTA	PCT	REB	AVG	PF--FO	AST	TO	BS	ST	PTS	AVG
1992-93	27-4	592-21.9	102-255	.400	25-63	.397	40-68	.588	76	2.8	42-0	34	49	2	22	269	10.0
1993-94	27-25	676-25.0	118-267	.442	35-95	.368	45-59	.763	70	2.6	44-0	52	55	7	32	316	11.7
1994-95	31-31	947-30.5	142-337	.421	51-131	.389	69-100	.690	108	3.5	61-1	66	80	1	37	404	13.0
1995-96	33-33	1089-33.0	140-347	.403	48-131	.366	60-88	.682	136	4.1	60-1	107	70	2	31	388	11.8
Career	118-93	3304-28.0	502-1206	.416	159-420	.379	214-315	.679	390	3.3	207-2	259	254	12	122	1377	11.7

Haley Peters #33

YEAR	G-GS	MIN-AVG	FG-FGA	PCT	3P-3PA	PCT	FT-FTA	PCT	REB	AVG	PF--FO	AST	TO	BS	ST	PTS	AVG
2010-11	36-9	635-17.6	97-186	.522	6-21	.286	25-34	.735	131	3.6	76-1	24	64	7	16	225	6.3
2011-12	33-33	902-27.3	155-303	.512	18-41	.439	29-39	.744	186	5.6	82-2	44	82	9	44	357	10.8
2012-13	36-36	1083-30.1	184-363	.507	27-57	.474	43-56	.768	273	7.6	91-5	67	97	17	40	438	12.2
2013-14	31-31	966-31.2	143-307	.466	18-56	.321	43-63	.683	236	7.6	61-0	54	82	6	39	347	11.2
Career	136-109	3586-26.4	579-1159	.500	69-175	.394	140-192	.729	826	6.1	310-8	189	325	39	139	1367	10.1

Payton Black #33

YEAR	G-GS	MIN-AVG	FG-FGA	PCT	3P-3PA	PCT	FT-FTA	PCT	REB	AVG	PF--FO	AST	TO	BS	ST	PTS	AVG
1995-96	33-0	625-18.9	132-231	.571	0-0	.000	86-133	.647	170	5.2	94-3	19	63	23	20	350	10.6
1996-97	29-29	798-27.5	160-310	.516	0-0	.000	78-117	.667	172	5.9	91-2	47	59	27	32	398	13.7
1997-98	30-19	594-19.8	124-227	.546	0-0	.000	67-112	.598	107	3.6	65-0	24	57	25	21	315	10.5
1998-99	35-1	412-11.6	94-168	.560	0-1	.000	61-81	.753	92	2.6	61-2	14	33	3	13	249	7.1
Career	127-49	2429-19.1	510-936	.545	0-1	.000	292-443	.659	541	4.3	311-7	104	212	78	86	1312	10.3

Lindsey Harding #10

YEAR	G-GS	MIN-AVG	FG-FGA	PCT	3P-3PA	PCT	FT-FTA	PCT	REB	AVG	PF--FO	AST	TO	BS	ST	PTS	AVG
2002-03	37-16	958-25.9	84-192	.438	1-13	.077	62-81	.765	145	3.9	63-1	124	59	9	68	231	6.2
2003-04	34-33	1003-29.5	83-181	.459	7-29	.241	57-87	.655	154	4.5	60-1	168	76	2	67	230	6.8
2004-05		Redshirt Season															
2005-06	35-35	1012-28.9	138-287	.481	23-56	.411	75-96	.781	130	3.7	48-1	156	84	4	75	374	10.7
2006-07	34-34	1035-30.4	169-381	.444	24-63	.381	101-135	.748	136	4.0	49-0	131	77	10	51	463	13.6
Career	140-118	4008-28.6	474-1041	.455	55-161	.342	295-399	.739	565	4.0	220-3	579	296	25	261	1298	9.3

Tyish Hall #24

YEAR	G-GS	MIN-AVG	FG-FGA	PCT	3P-3PA	PCT	FT-FTA	PCT	REB	AVG	PF--FO	AST	TO	BS	ST	PTS	AVG
1993-94	23-3	290-12.6	55-93	.591	0-0	.000	29-39	.744	75	3.3	40-0	19	20	13	18	139	6.0
1994-95	31-30	805-26.0	124-199	.623	0-0	.000	43-70	.614	197	6.4	85-1	46	58	26	33	291	9.4
1995-96	33-33	982-29.8	216-30	.655	0-0	.000	65-93	.699	232	7.0	92-3	44	62	44	39	497	15.1
1996-97	22-21	702-31.9	148-240	.617	0-0	.000	63-88	.716	128	5.8	59-4	26	50	13	34	359	16.3
Career	109-87	2779-25.5	543-862	.630	0-0	.000	200-290	.690	632	5.8	276-8	135	190	96	124	1286	11.8

Sheana Mosch #3

YEAR	G-GS	MIN-AVG	FG-FGA	PCT	3P-3PA	PCT	FT-FTA	PCT	REB	AVG	PF--FO	AST	TO	BS	ST	PTS	AVG
1999-00	34-18	846-24.9	107-249	.430	11-28	.393	82-101	.812	112	3.3	49-1	65	67	3	51	307	9.0
2000-01	34-34	915-26.9	129-276	.467	7-18	.389	99-125	.792	154	4.5	41-0	66	60	5	42	364	10.7
2001-02	35-15	868-24.8	109-243	.449	12-39	.308	90-108	.833	123	3.5	46-1	86	57	5	33	320	9.1
2002-03	37-6	739-20.0	103-240	.429	11-38	.289	75-102	.735	111	3.0	48-0	54	39	3	57	292	7.9
Career	140-73	3368-24.1	448-1008	.444	41-123	.333	346-436	.794	500	3.6	184-2	271	223	16	183	1283	9.2

Lexie Brown #4

YEAR	G-GS	MIN-AVG	FG-FGA	PCT	3P-3PA	PCT	FT-FTA	PCT	REB	AVG	PF--FO	AST	TO	BS	ST	PTS	AVG
2016-17	34-34	1153-33.9	210-430	.488	73-183	.399	129-139	.928	126	3.7	51-0	131	92	1	96	622	18.3
2017-18	33-33	1165-35.3	221-477	.463	69-186	.371	130-157	.828	145	4.4	60-1	146	102	5	122	641	19.4
Career	67-67	2318-34.6	431-907	.475	142-369	.385	259-296	.875	271	4.0	111-1	277	194	6	218	1263	18.9

Wanisha Smith #23

YEAR	G-GS	MIN-AVG	FG-FGA	PCT	3P-3PA	PCT	FT-FTA	PCT	REB	AVG	PF--FO	AST	TO	BS	ST	PTS	AVG
2004-05	36-35	1163-32.3	134-312	.429	41-100	.410	85-118	.720	101	2.8	80-3	154	134	3	61	394	10.9
2005-06	35-20	738-21.1	98-224	.438	20-63	.317	43-61	.705	96	2.7	56-2	121	74	4	42	259	7.4
2006-07	34-34	930-27.4	105-251	.418	27-75	.360	83-110	.755	147	4.3	48-0	135	89	3	36	320	9.4
2007-08	30-30	825-27.5	90-259	.347	30-98	.306	73-96	.760	94	3.1	44-0	86	78	1	28	283	9.4
Career	135-119	3656-27.1	427-1046	.408	118-336	.351	284-385	.738	438	3.2	228-5	496	375	11	167	1256	9.3

Stacy Hurd #42

YEAR	G-GS	MIN-AVG	FG-FGA	PCT	3P-3PA	PCT	FT-FTA	PCT	REB	AVG	PF--FO	AST	TO	BS	ST	PTS	AVG
1980-81	25-22	730-29.2	138-278	.496	----	----	49-67	.731	174	6.9	64-1	18	46	4	12	325	13.0
1981-82	29-23	922-31.8	178-403	.442	----	----	39-66	.591	192	6.6	77-3	29	68	23	24	395	13.6
1982-83	25-9	618-24.7	147-294	.500	----	----	44-61	.721	138	5.5	38-1	24	51	6	11	338	13.5
1983-84	25-6	496-14.8	78-194	.402	----	----	27-32	.844	91	3.6	21-0	26	39	11	15	183	7.3
Career	104-60	2766-26.6	541-1169	.463	----	----	159-226	.704	595	5.7	200-5	97	204	44	62	1241	11.9

Ali Day #52

YEAR	G-GS	MIN-AVG	FG-FGA	PCT	3P-3PA	PCT	FT-FTA	PCT	REB	AVG	PF--FO	AST	TO	BS	ST	PTS	AVG
1992-93	26-8	525-20.2	56-109	.514	0-1	.000	36-48	.750	95	3.7	58-1	24	60	5	20	148	5.7
1993-94	25-11	529-21.2	78-128	.609	0-1	.000	44-52	.846	97	3.9	39-0	18	37	2	25	200	8.0
1994-95	31-31	1012-32.6	190-342	.556	16-27	.593	103-124	.831	204	6.6	84-1	46	96	2	28	499	16.1
1995-96	33-33	975-29.5	149-302	.493	44-111	.396	46-63	.730	221	6.7	74-2	68	87	12	37	388	11.8
Career	115-83	3041-26.4	473-881	.537	60-140	.429	229-287	.798	617	5.4	255-4	156	280	21	110	1235	10.7

Carey Kauffman #23

YEAR	G-GS	MIN-AVG	FG-FGA	PCT	3P-3PA	PCT	FT-FTA	PCT	REB	AVG	PF--FO	AST	TO	BS	ST	PTS	AVG
1991-92	26-3	295-11.3	49-110	.445	1-2	.500	22-32	.688	61	2.3	33-1	14	34	7	12	121	4.7
1992-93	27-27	790-29.3	136-288	.472	0-0	.000	54-72	.750	181	6.7	82-4	32	94	16	20	326	12.1
1993-94	27-19	679-25.1	142-274	.518	0-1	.000	59-87	.678	223	8.3	58-1	26	47	13	36	343	12.7
1994-95	31-31	993-32.0	179-383	.467	1-2	.500	79-96	.823	261	8.4	74-2	68	57	13	30	438	14.1
Career	111-80	2757-24.8	506-1055	.480	2-5	.400	214-287	.746	726	6.5	247-8	140	232	49	98	1228	11.1

Chelsea Gray #12

YEAR	G-GS	MIN-AVG	FG-FGA	PCT	3P-3PA	PCT	FT-FTA	PCT	REB	AVG	PF--FO	AST	TO	BS	ST	PTS	AVG
2010-11	34-18	721-21.2	99-229	.432	33-83	.398	66-82	.805	113	3.3	49-0	86	62	7	66	297	8.7
2011-12	33-33	1064-32.2	153-334	.458	29-77	.377	78-95	.821	162	4.9	66-0	201	115	12	93	413	12.5
2012-13	25-25	758-30.3	107-254	.421	22-54	.407	80-94	.851	132	5.3	45-0	136	66	3	89	316	12.6
2013-14	17-17	471-27.7	68-135	.504	10-30	.333	38-51	.745	71	4.2	33-0	122	55	4	50	184	10.8
Career	109-93	3014-27.7	427-952	.449	94-244	.385	262-322	.814	478	4.4	193-0	545	298	26	298	1210	11.1

Joy Cheek #21

YEAR	G-GS	MIN-AVG	FG-FGA	PCT	3P-3PA	PCT	FT-FTA	PCT	REB	AVG	PF--FO	AST	TO	BS	ST	PTS	AVG
2006-07	33-0	519-15.7	64-142	.451	0-4	.000	48-64	.750	127	3.8	66-0	16	53	4	27	176	5.3
2007-08	35-24	783-22.3	138-269	.513	11-26	.423	47-69	.681	184	5.3	104-4	26	68	11	43	334	5.5
2008-09	33-16	720-21.8	111-284	.391	12-45	.267	47-67	.701	156	4.7	96-1	30	70	12	42	281	8.5
2009-10	36-36	986-27.1	137-364	.376	16-49	.327	67-98	.684	212	5.9	79-1	46	93	20	53	357	9.9
Career	137-76	2998-21.1	450-1059	.425	39-124	.315	209-298	.701	679	5.0	345-6	118	284	47	165	1148	8.4

Connie Goins #32

YEAR	G-GS	MIN-AVG	FG-FGA	PCT	3P-3PA	PCT	FT-FTA	PCT	REB	AVG	PF--FO	AST	TO	BS	ST	PTS	AVG
1982-83	19-16	381-23.8	71-159	.447	----	----	37-50	.740	80	4.2	25-0	39	32	3	21	179	9.4
1983-84	27-25	668-24.7	91-192	.474	----	----	66-92	.717	95	3.5	29-1	60	55	2	28	248	9.2
1984-85	27-27	838-31.0	124-255	.486	----	----	86-106	.811	140	5.2	32-0	71	67	2	36	334	12.4
1985-86	28-28	821-29.3	142-300	.473	----	----	95-126	.754	146	5.2	34-0	127	67	10	35	379	13.5
Career	101-96	2708-26.8	428-906	.472	----	----	284-374	.759	461	4.6	120-1	297	221	20	120	1140	11.3

Peppi Browne #10

YEAR	G-GS	MIN-AVG	FG-FGA	PCT	3P-3PA	PCT	FT-FTA	PCT	REB	AVG	PF--FO	AST	TO	BS	ST	PTS	AVG
1996-97	30-15	742-24.7	69-161	.429	6-27	.222	65- 87	.747	122	4.1	60-3	64	61	9	43	209	7.0
1997-98	32-32	875-27.3	136-253	.538	1-5	.200	70-109	.642	197	6.2	90-3	54	93	6	61	343	10.7
1998-99	35-33	882-25.2	112-240	.467	3-10	.300	79-111	.712	222	6.3	66-1	66	90	14	52	306	8.7
1999-00	20-20	616-30.8	100-211	.474	1-6	.167	73-92	.793	136	6.8	46-1	50	61	10	61	274	13.7
Career	117-100	3115-26.6	417-865	.482	11-48	.229	287-399	.719	677	5.8	262-8	234	305	39	217	1132	9.7

Alison Bales #43

YEAR	G-GS	MIN-AVG	FG-FGA	PCT	3P-3PA	PCT	FT-FTA	PCT	REB	AVG	PF--FO	AST	TO	BS	ST	PTS	AVG
2003-04	24-0	237-9.9	29-52	.558	0-0	.000	20-29	.690	67	2.8	30-0	13	19	29	6	78	3.3
2004-05	36-33	876-24.3	106-221	.480	1-1	1.000	63-94	.670	236	6.6	73-0	67	35	134	17	276	7.7
2005-06	35-23	731-20.9	113-215	.526	0-0	.000	92-117	.786	236	6.7	64-0	40	44	120	42	318	9.1
2006-07	34-34	990-29.1	142-306	.464	1-2	.500	118-159	.742	265	7.8	79-1	67	68	151	39	403	11.9
Career	129-90	2834-22.0	390-794	.491	2-3	.667	293-399	.734	804	6.2	246-1	187	166	434	104	1075	8.3

Karima Christmas #13

YEAR	G-GS	MIN-AVG	FG-FGA	PCT	3P-3PA	PCT	FT-FTA	PCT	REB	AVG	PF--FO	AST	TO	BS	ST	PTS	AVG
2007-08	30-0	317-10.6	50-96	.521	0-6	.000	23-39	.590	78	2.6	32-0	15	19	5	24	123	4.1
2008-09	32-2	616-19.3	84-170	.494	17-37	.459	54-83	.651	134	4.2	53-1	32	35	8	44	239	7.5
2009-10	36-18	922-25.6	121-281	.431	24-84	.286	81-113	.717	189	5.3	80-0	53	49	16	79	347	9.6
2010-11	36-35	949-26.4	107-285	.375	15-71	.211	114-163	.699	227	6.3	73-0	60	76	13	57	343	9.5
Career	134-55	2804-20.9	362-832	.435	56-198	.283	272-398	.683	628	4.7	238-1	160	179	42	204	1052	7.9

Jennifer Chestnut #42

YEAR	G-GS	MIN-AVG	FG-FGA	PCT	3P-3PA	PCT	FT-FTA	PCT	REB	AVG	PF--FO	AST	TO	BS	ST	PTS	AVG
1980-81	22-5	314-14.3	57-105	.542	----	----	17-46	.369	103	4.6	44-0	3	37	9	15	131	6.9
1981-82	29-20	722-24.9	117-264	.443	----	----	54-100	.540	250	8.3	81-4	16	55	16	32	288	9.9
1982-83	22-20	325-23.2	130-249	.522	----	----	49-80	.613	163	7.4	59-2	27	34	5	16	309	14.0
1983-84	27-27	809-30.0	119-266	.447	----	----	57-116	.491	231	8.6	81-6	37	78	7	54	295	10.9
Career	100/74	2170-21.7	423-884	.479	----	----	177-342	.518	737	7.4	265-12	82	204	37	117	1023	10.2

Scoring Average

1977-78	Tara McCarthy	16.6
1978-79	Barb Krause	14.5
1979-80	Barb Krause	13.1
1980-81	Stacy Hurd	13.0
1981-82	Stacy Hurd	13.6
1982-83	Jennifer Chestnut	14.0
1983-84	Candy Mikels	14.3
1984-85	Chris Moreland	17.6
1985-86	Chris Moreland	23.0
1986-87	Chris Moreland	20.9
1987-88	Chris Moreland	18.4
1988-89	Sue Harnett	19.5
1989-90	Katie Meier	18.9
1990-91	Sue Harnett	17.5
1991-92	Celeste Lavoie	12.8
1992-93	Carey Kauffman	12.1
1993-94	Carey Kauffman	12.7
1994-95	Ali Day	16.1
1995-96	Tyish Hall	15.1
1996-97	Kira Orr	17.5
1997-98	Nicole Erickson	12.8
1998-99	Michele Van Gorp	16.9
1999-00	Georgia Schweitzer	15.6
2000-01	Alana Beard	17.0
2001-02	Alana Beard	19.8
2002-03	Alana Beard	22.0
2003-04	Alana Beard	19.7
2004-05	Monique Currie	17.5
2005-06	Monique Currie	16.4
2006-07	Abby Waner	14.1
2007-08	Chante Black	14.1
2008-09	Chante Black	14.2
2009-10	Jasmine Thomas	16.0
2010-11	Jasmine Thomas	15.1
2011-12	Elizabeth Williams	14.0
2012-13	Elizabeth Williams	15.2
2013-14	Tricia Liston	17.2
2014-15	Elizabeth Williams	14.5
2015-16	Azurá Stevens	18.9
2016-17	Lexie Brown	18.3
2017-18	Lexie Brown	19.4
2018-19	Haley Gorecki	17.2

Field Goal Percentage

1977-78	Tara McCarthy	.475
1978-79	Leslie Earnhardt	.483
1979-80	Barb Krause	.436
1980-81	Barb Krause	.508
1981-82	Maura Hertzog	.446
1982-83	Jennifer Chestnut	.522
1983-84	Jo Harlow	.476
1984-85	Chris Moreland	.566
1985-86	Chris Moreland	.580
1986-87	Chris Moreland	.553
1987-88	Chris Moreland	.589
1988-89	Sue Harnett	.537
1989-90	Monika Kost	.509
1990-91	Sue Harnett	.536
1991-92	Celeste Lavoie	.515
1992-93	Ali Day	.514
1993-94	Ali Day	.609
1994-95	Ali Day	.593
1995-96	Tyish Hall	.655
1996-97	Tyish Hall	.617
1997-98	Michele Van Gorp	.562
1998-99	Rochelle Parent	.650
1999-00	Rochelle Parent	.579
2000-01	Rochelle Parent	.525
2001-02	Alana Beard	.572
2002-03	Alana Beard	.527
2003-04	Mistie Williams	.611
2004-05	Mistie Williams	.538
2005-06	Mistie Williams	.618
2006-07	Carrem Gay	.581
2007-08	Chante Black	.525
2008-09	Karima Christmas	.494
2009-10	Krystal Thomas	.503
2010-11	Haley Peters	.522
2011-12	Allison Vernerey	.560
2012-13	Elizabeth Williams	.608
2013-14	Oderah Chidom	.503
2014-15	Oderah Chidom	.566
2015-16	Azurá Stevens	.535
2016-17	Kendall Cooper	.543
2017-18	Leaonna Odom	.529
2018-19	Leaonna Odom	.506

Assists

1977-78	Tara McCarthy	65
1978-79	Tara McCarthy	72
1979-80	Patti Thomasson	93
1980-81	Claire Rose	97
1981-82	Claire Rose	122
1982-83	Claire Rose	82
1983-84	Maura Hertzog	72
1984-85	Joanne Boyle	80
1985-86	Connie Goins	127
1986-87	Katie Meier	129
1987-88	Paula Anderson	110
1988-89	Leigh Morgan	118
1989-90	Katie Meier	113
1990-91	Robin Baker	81
1991-92	Robin Baker	69
1992-93	Missy Anderson	102
1993-94	Missy Anderson	90
1994-95	Kira Orr	126
1995-96	Kira Orr	170
1996-97	Hilary Howard	149
1997-98	Hilary Howard	140
1998-99	Hilary Howard	153
1999-00	Georgia Schweitzer	112
2000-01	Georgia Schweitzer	140
2001-02	Alana Beard	154
2002-03	Lindsey Harding	124
2003-04	Lindsey Harding	168
2004-05	Wanisha Smith	154
2005-06	Lindsey Harding	156
2006-07	Wanisha Smith	135
2007-08	Abby Waner	117
2008-09	Abby Waner	110
2009-10	Jasmine Thomas	146
2010-11	Jasmine Thomas	123
2011-12	Chelsea Gray	201
2012-13	Alexis Jones	144
2013-14	Alexis Jones	148
2014-15	Ka'lia Johnson	126
2015-16	Angela Salvadores	96
2016-17	Lexie Brown	131
2017-18	Lexie Brown	146
2018-19	Haley Gorecki	116

Blocked Shots

1978-79	Lisa Warren	14
1979-80	Barb Krause	16
1980-81	Jennifer Chestnut	9
1981-82	Stacy Hurd	23
1982-83	Sarah Sullivan	68
1983-84	Hurd/Hertzog	11
1984-85	Sarah Sullivan	37
1985-86	Sarah Sullivan	58
1986-87	Sarah Sullivan	45
1987-88	Sue Harnett	36
1988-89	Sue Harnett	21
1989-90	Katie Meier	16
1990-91	Sue Harnett	32
1991-92	Nicole Johnson	24
1992-93	Zeki Blanding	23
1993-94	Zeki Blanding	20
1994-95	Tyish Hall	26
1995-96	Tyish Hall	44
1996-97	Payton Black	27
1997-98	Payton Black	25
1998-99	Michele Van Gorp	36
1999-00	Michele Matyasovsky	14
2000-01	Iceiss Tillis	40
2001-02	Iceiss Tillis	30
2002-03	Alana Beard	48
2003-04	Alana Beard	46
2004-05	Alison Bales	134
2005-06	Alison Bales	120
2006-07	Alison Bales	151
2007-08	Chante Black	81
2008-09	Chante Black	69
2009-10	Krystal Thomas	70
2010-11	Krystal Thomas	59
2011-12	Elizabeth Williams	116
2012-13	Elizabeth Williams	107
2013-14	Elizabeth Williams	108
2014-15	Elizabeth Williams	95
2015-16	Azurá Stevens	53
2016-17	Oderah Chidom	67
2017-18	Jade Williams	40
2018-19	Onome Akinbode-James	42

Rebounding Average

1977-78	Lisa Warren	7.2
1978-79	Barb Krause	10.7
1979-80	Barb Krause	9.3
1980-81	Barb Krause	9.7
1981-82	Jennifer Chestnut	8.3
1982-83	Jennifer Chestnut	7.4
1983-84	Jennifer Chestnut	8.6
1984-85	Chris Moreland	9.5
1985-86	Chris Moreland	11.8
1986-87	Chris Moreland	10.5
1987-88	Chris Moreland	12.3
1988-89	Tracey Christopher	9.6
1989-90	Katie Meier	8.9
1990-91	Sue Harnett	8.8
1991-92	Celeste Lavoie	6.2
1992-93	Carey Kauffman	6.7
1993-94	Carey Kauffman	8.3
1994-95	Carey Kauffman	8.4
1995-96	Tyish Hall	7.0
1996-97	Payton Black	5.9
1997-98	Peppi Browne	6.2
1998-99	Peppi Browne	6.3
1999-00	Lauren Rice	6.9
2000-01	Rochelle Parent	6.0
2001-02	Iceiss Tillis	8.0
2002-03	Iceiss Tillis	7.4
2003-04	Iceiss Tillis	6.7
2004-05	Chante Black	7.6
2005-06	Alison Bales	6.7
2006-07	Alison Bales	7.8
2007-08	Chante Black	7.1
2008-09	Chante Black	8.4
2009-10	Krystal Thomas	6.6
2010-11	Krystal Thomas	8.3
2011-12	Elizabeth Williams	7.8
2012-13	Haley Peters	7.6
2013-14	Williams/Peters	7.6
2014-15	Elizabeth Williams	9.0
2015-16	Azurá Stevens	9.6
2016-17	Rebecca Greenwell	6.4
2017-18	Rebecca Greenwell	6.4
2018-19	Haley Gorecki	7.1

Free Throw Percentage

1977-78	Ruth Ellis	.750
1978-79	Leslie Earnhardt	.739
1979-80	Barb Krause	.733
1980-81	Barb Krause	.804
1981-82	Margo Walsh	.820
1982-83	Jo Harlow	.871
1983-84	Stacy Hurd	.844
1984-85	Connie Goins	.811
1985-86	Connie Goins	.754
1986-87	Sue Harnett	.719
1987-88	Katie Meier	.748
1988-89	Jenni Kraft	.900
1989-90	Katie Meier	.729
1990-91	Dana McDonald	.795
1991-92	Robin Baker	.767
1992-93	Kristina Meiman	.849
1993-94	Ali Day	.846
1994-95	Ali Day	.831
1995-96	Ali Day	.730
1996-97	Kira Orr	.833
1997-98	Nicole Erickson	.876
1998-99	Nicole Erickson	.885
1999-00	Sheana Mosch	.812
2000-01	Sheana Mosch	.792
2001-02	Sheana Mosch	.833
2002-03	Iceiss Tillis	.800
2003-04	Iceiss Tillis	.865
2004-05	Monique Currie	.781
2005-06	Monique Currie	.819
2006-07	Abby Waner	.769
2007-08	Chante Black	.778
2008-09	Abby Waner	.780
2009-10	Jasmine Thomas	.791
2010-11	Chelsea Gray	.805
2011-12	Tricia Liston	.867
2012-13	Tricia Liston	.931
2013-14	Tricia Liston	.852
2014-15	Rebecca Greenwell	.789
2015-16	Rebecca Greenwell	.778
2016-17	Lexie Brown	.928
2017-18	Lexie Brown	.828
2018-19	Miela Goodchild	.871

Steals

1978-79	Kim Matthews	60
1979-80	Patti Thomasson	48
1980-81	Claire Rose	55
1981-82	Maura Hertzog	57
1982-83	Maura Hertzog	48
1983-84	Maura Hertzog	65
1984-85	Joanne Boyle	75
1985-86	Katie Meier	58
1986-87	Katie Meier	68
1987-88	Katie Meier	54
1988-89	Tracey Christopher	47
1989-90	Katie Meier	52
1990-91	Traci Williams	38
1991-92	Dana McDonald	37
1992-93	Missy Anderson	63
1993-94	Missy Anderson	51
1994-95	Kira Orr	57
1995-96	Kira Orr	60
1996-97	Kira Orr	59
1997-98	Peppi Browne	61
1998-99	Peppi Browne	52
1999-00	Peppi Browne	61
2000-01	Alana Beard	106
2001-02	Alana Beard	114
2002-03	Alana Beard	104
2003-04	Alana Beard	80
2004-05	Monique Currie	77
2005-06	Lindsey Harding	75
2006-07	Abby Waner	85
2007-08	Abby Waner	80
2008-09	Abby Waner	83
2009-10	Jasmine Thomas	100
2010-11	Jasmine Thomas	85
2011-12	Chelsea Gray	93
2012-13	Chelsea Gray	89
2013-14	Alexis Jones	59
2014-15	Rebecca Greenwell	66
2015-16	Rebecca Greenwell	45
2016-17	Lexie Brown	96
2017-18	Lexie Brown	122
2018-19	Haley Gorecki	79

Minutes Per Game

1978-79	Leslie Earnhardt	33.4
1979-80	Barb Krause	32.3
1980-81	Barb Krause	33.5
1981-82	Stacy Hurd	31.8
1982-83	Jo Harlow	27.6
1983-84	Jo Harlow	34.6
1984-85	Maura Hertzog	31.9
1985-86	Chris Moreland	30.6
1986-87	Katie Meier	33.7
1987-88	Leigh Morgan	31.9
1988-89	Robin Baker	33.0
1989-90	Katie Meier	36.0
1990-91	Traci Williams	32.3
1991-92	Robin Baker/ Monika Kost	28.7
1992-93	Missy Anderson	31.4
1993-94	Nicole Johnson	26.2
1994-95	Ali Day	32.6
1995-96	Kira Orr	34.9
1996-97	Hilary Howard	34.3
1997-98	Nicole Erickson	31.8
1998-99	Nicole Erickson	28.6
1999-00	Georgia Schweitzer	31.4
2000-01	Georgia Schweitzer	32.4
2001-02	Alana Beard	33.1
2002-03	Alana Beard	31.4
2003-04	Alana Beard	31.4
2004-05	Wanisha Smith	32.3
2005-06	Lindsey Harding	28.9
2006-07	Lindsey Harding	30.4
2007-08	Abby Waner	29.7
2008-09	Abby Waner	31.5
2009-10	Jasmine Thomas	32.4
2010-11	Jasmine Thomas	32.6
2011-12	Chelsea Gray	32.4
2012-13	Chelsea Gray	30.3
2013-14	Tricia Liston	31.4
2014-15	Rebecca Greenwell	34.4
2015-16	Rebecca Greenwell	33.7
2016-17	Lexie Brown	33.9
2017-18	Lexie Brown	35.3
2018-19	Haley Gorecki	36.0

Jayda Adams #32

Year	G-GS	Min-Avg	FG-FGA	Pct	3P-3PA	Pct	FT-FTA	Pct	Reb	Avg	PF--FO	AST	TO	BS	ST	Pts	Avg
2017-18	33-0	431-13.1	21-69	.304	11-41	.268	6-12	.500	29	0.9	25-0	23	34	1	6	59	1.8
2018-19	30-2	535-17.8	32-96	.333	21-57	.368	9-15	.600	37	1.2	32-0	29	27	2	19	94	3.1
Career	63-2	966-15.3	53-165	.321	32-98	.327	15-27	.556	66	1.0	57-0	52	61	3	25	153	2.4

Onome Akinbode-James #24

Year	G-GS	Min-Avg	FG-FGA	Pct	3P-3PA	Pct	FT-FTA	Pct	Reb	Avg	PF--FO	AST	TO	BS	ST	Pts	Avg
2018-19	30-22	625-20.8	49-109	.450	0-0	.000	22-40	.550	161	5.4	70-2	16	61	42	20	120	4.0
Career	30-22	625-20.8	49-109	.450	0-0	.000	22-40	.550	161	5.4	70-2	16	61	42	20	120	4.0

Missy Anderson #20

Year	G-GS	Min-Avg	FG-FGA	Pct	3P-3PA	Pct	FT-FTA	Pct	Reb	Avg	PF--FO	AST	TO	BS	ST	Pts	Avg
1990-91	18-1	88-4.9	6-25	.240	0-2	.000	1-4	.250	7	0.4	6-0	3	10	0	4	13	0.7
1991-92	28-17	481-17.2	23-65	.354	2-8	.250	19-30	.633	47	1.7	38-1	29	47	0	30	67	2.4
1992-93	27-26	849-31.4	56-157	.357	6-23	.261	43-63	.683	105	3.9	61-0	102	90	0	63	161	6.0
1993-94	27-27	662-24.5	44-130	.338	12-43	.279	24-41	.585	66	2.4	46-0	90	51	2	51	124	4.6
Career	100-71	2080-20.8	129-377	.342	20-76	.263	87-138	.630	225	2.3	151-1	224	198	2	148	365	3.7

Paula Anderson #4

Year	G-GS	Min-Avg	FG-FGA	Pct	3P-3PA	Pct	FT-FTA	Pct	Reb	Avg	PF--FO	AST	TO	BS	ST	Pts	Avg
1984-85	25-0	234-9.4	19-44	.432	0-0	.000	17-25	.680	47	1.9	27-0	15	23	3	5	55	2.2
1985-86	30-27	809-27.0	98-222	.441	0-0	.000	37-60	.617	148	4.9	92-3	71	89	7	36	233	7.8
1986-87	26-25	762-29.3	101-231	.437	0-0	.000	30-47	.638	139	5.3	58-1	44	74	2	23	232	8.9
1987-88	28-28	879-31.4	104-276	.377	6-17	.353	52-71	.732	132	4.7	89-5	110	90	12	36	266	9.5
Career	109-80	2684-24.6	322-773	.417	6-17	.353	136-203	.670	466	4.3	266-9	240	276	24	100	786	7.2

Missy Ayotte #35

Year	G-GS	Min-Avg	FG-FGA	Pct	3P-3PA	Pct	FT-FTA	Pct	Reb	Avg	PF--FO	AST	TO	BS	ST	Pts	Avg
1989-90	2-0	19-9.5	0-2	.000	0-0	.000	0-0	.000	3	1.5	1-0	2	0	0	0	0	0.0
Career	2-0	19-9.5	0-2	.000	0-0	.000	0-0	.000	3	1.5	1-0	2	0	0	0	0	0.0

Robin Baker #10

Year	G-GS	Min-Avg	FG-FGA	Pct	3P-3PA	Pct	FT-FTA	Pct	Reb	Avg	PF--FO	AST	TO	BS	ST	Pts	Avg
1988-89	25-24	824-33.0	61-157	.389	13-31	.419	42-56	.750	72	2.9	61-1	101	79	2	27	177	7.1
1989-90	4-0	24-6.0	3-8	.375	0-1	.000	1-3	.333	1	0.3	1-0	1	1	0	1	7	1.8
1990-91	28-26	877-31.3	53-171	.310	11-61	.180	70-92	.761	85	3.0	68-2	81	85	1	36	187	6.7
1991-92	25-20	717-28.7	94-238	.395	34-89	.382	66-86	.767	68	2.7	52-0	69	76	2	32	288	11.5
Career	82-70	2442-29.8	211-574	.368	58-182	.319	179-237	.755	226	2.8	182-3	252	241	5	96	659	8.0

Alison Bales #43

Year	G-GS	Min-Avg	FG-FGA	Pct	3P-3PA	Pct	FT-FTA	Pct	Reb	Avg	PF--FO	AST	TO	BS	ST	Pts	Avg
2003-04	24-0	237-9.9	29-52	.558	0-0	.000	20-29	.690	67	2.8	30-0	13	19	29	6	78	3.3
2004-05	36-33	876-24.3	106-221	.480	1-1	1.000	63-94	.670	236	6.6	73-0	67	35	134	17	276	7.7
2005-06	35-23	731-20.9	113-215	.526	0-0	.000	92-117	.786	236	6.7	64-0	40	44	120	42	318	9.1
2006-07	34-34	990-29.1	142-306	.464	1-2	.500	118-159	.742	265	7.8	79-1	67	68	151	39	403	11.9
Career	129-90	2834-22.0	390-794	.491	2-3	.667	293-399	.734	804	6.2	246-1	187	166	434	104	1075	8.3

Mistie Bass #1

Year	G-GS	Min-Avg	FG-FGA	Pct	3P-3PA	Pct	FT-FTA	Pct	Reb	Avg	PF--FO	AST	TO	BS	ST	Pts	Avg
2002-03	37-15	594-16.1	89-181	.492	0-0	.000	78-115	.678	138	3.7	76-2	28	38	26	24	256	6.9
2003-04	34-34	776-22.8	132-216	.611	0-0	.000	77-122	.631	182	5.4	84-0	26	51	42	31	341	10.0
2004-05	36-36	975-27.1	176-327	.538	0-1	.000	68-111	.613	258	7.2	79-0	64	63	30	41	420	11.7
2005-06	35-35	867-24.8	160-259	.618	0-0	.000	72-111	.649	222	6.3	75-1	57	69	33	31	392	11.2
Career	142-120	3212-22.6	557-983	.567	0-1	.000	295-459	.643	800	5.6	314-3	175	221	131	127	1409	9.9

Alana Beard #20

Year	G-GS	Min-Avg	FG-FGA	Pct	3P-3PA	Pct	FT-FTA	Pct	Reb	Avg	PF--FO	AST	TO	BS	ST	Pts	Avg
2000-01	30-30	893-29.8	194-379	.512	10-51	.196	111-141	.787	136	4.5	86-4	113	81	30	106	509	17.0
2001-02	35-35	1164-33.1	275-481	.572	25-66	.379	119-158	.753	213	6.1	88-2	154	93	25	114	694	19.8
2002-03	37-37	1161-31.4	294-558	.527	24-85	.282	201-259	.776	256	6.9	98-0	110	87	48	104	813	22.0
2003-04	34-34	1067-31.4	242-488	.496	36-115	.313	151-194	.778	184	5.4	74-0	132	76	46	80	671	19.7
Career	136-136	4285-31.5	1005-1906	.527	95-317	.300	582-752	.774	789	5.8	346-6	509	337	149	404	2687	19.8

Lynnee Belton #34

Year	G-GS	Min-Avg	FG-FGA	Pct	3P-3PA	Pct	FT-FTA	Pct	Reb	Avg	PF--FO	AST	TO	BS	ST	Pts	Avg
2014-15	8-0	66-8.3	11-17	.647	0-0	.000	8-13	.615	18	2.3	12-0	2	11	3	1	30	3.8
2015-16	20-4	211-10.6	22-52	.423	0-0	.000	10-17	.588	60	3.0	27-0	11	29	2	11	54	2.7
2016-17	29-0	187/6.4	12-34	.353	0-0	.000	21-37	.568	50	1.7	28-0	8	26	4	5	45	1.6
Career	57-4	464-8.1	45-103	.437	0-0	.000	39-67	.582	128	2.2	65-0	21	66	9	17	129	2.3

Betsy Bergeron #40

Year	G-GS	Min-Avg	FG-FGA	Pct	3P-3PA	Pct	FT-FTA	Pct	Reb	Avg	PF--FO	AST	TO	BS	ST	Pts	Avg
1977-78	19-6	---	11-42	.262	0-0	.000	8-12	.667	30	1.6	0-0	33	0	0	0	30	1.6
1978-79	16-1	---	10-27	.370	0-0	.000	0-5	.000	7	0.4	8-0	9	0	0	0	20	1.3
Career	35-7	---	21-69	.304	0-0	.000	8-17	.471	37	1.1	8-0	42	0	0	0	50	1

Chante Black #11

Year	G-GS	Min-Avg	FG-FGA	Pct	3P-3PA	Pct	FT-FTA	Pct	Reb	Avg	PF--FO	AST	TO	BS	ST	Pts	Avg
2004-05	34-3	641-18.9	87-165	.527	0-0	.000	36-70	.514	260	7.6	64-0	39	57	46	28	210	6.2
2005-06	34-12	636-18.7	109-202	.540	0-0	.000	49-84	.583	208	6.1	90-1	20	57	65	28	267	7.9
2006-07		Medical Redshirt															
2007-08	35-35	953-27.2	191-364	.525	0-0	.000	112-144	.778	249	7.1	84-1	49	77	81	49	494	14.1
2008-09	33-33	949-28.8	178-366	.486	0-3	.000	111-153	.725	278	8.4	75-3	49	85	69	47	467	14.2
Career	136-83	3179-23.4	565-1097	.515	0-3	.000	308-451	.683	995	7.3	313-5	157	276	261	152	1438	10.6

Payton Black #33

Year	G-GS	Min-Avg	FG-FGA	Pct	3P-3PA	Pct	FT-FTA	Pct	Reb	Avg	PF--FO	AST	TO	BS	ST	Pts	Avg
1995-96	33-0	625-18.9	132-231	.571	0-0	.000	86-133	.647	170	5.2	94-3	19	63	23	20	350	10.6
1996-97	29-29	798-27.5	160-310	.516	0-0	.000	78-117	.667	172	5.9	91-2	47	59	27	32	398	13.7
1997-98	30-19	594-19.8	124-227	.546	0-0	.000	67-112	.598	107	3.6	65-0	24	57	25	21	315	10.5
1998-99	35-1	412-11.6	94-168	.560	0-1	.000	61-81	.753	92	2.6	61-2	14	33	3	13	249	7.1
Career	127-49	2429-19.1	510-936	.545	0-1	.000	292-443	.659	541	4.3	311-7	104	212	78	86	1312	10.3

Zeki Blanding #22

Year	G-GS	Min-Avg	FG-FGA	Pct	3P-3PA	Pct	FT-FTA	Pct	Reb	Avg	PF--FO	AST	TO	BS	ST	Pts	Avg
1991-92	24-0	207-8.6	51-117	.436	0-0	.000	17-25	.680	42	1.8	30-0	3	22	9	7	119	5.0
1992-93	24-8	501-20.9	118-242	.488	0-0	.000	13-33	.394	117	4.9	73-6	10	37	23	18	249	10.4
1993-94	27-17	449-16.6	98-215	.456	0-0	.000	22-47	.468	122	4.5	56-0	16	46	20	18	218	8.1
1994-95	25-0	236-9.4	46-97	.474	0-0	.000	22-40	.550	71	2.8	36-0	7	21	10	7	114	4.6
Career	100-25	1393-13.9	313-671	.466	0-0	.000	74-145	.510	352	3.5	195-6	36	126	62	50	700	7.0

Joanne Boyle #23

Year	G-GS	Min-Avg	FG-FGA	Pct	3P-3PA	Pct	FT-FTA	Pct	Reb	Avg	PF--FO	AST	TO	BS	ST	Pts	Avg
1981-82	20-1	---	9-32	.281	0-0	.000	3-7	.429	19	1.0	13-0	3	0	0	0	21	1.1
1982-83	20-1	74-3.7	26-69	.377	0-0	.000	14-21	.667	41	2.1	23-1	11	11	1	10	66	3.3
1983-84	27-3	449-16.6	56-155	.361	0-0	.000	41-55	.745	82	3.0	51-1	34	50	5	28	153	5.7
1984-85	27-4	770-28.5	151-317	.476	0-0	.000	59-90	.656	85	3.1	86-5	80	78	19	75	361	13.4
Career	94-9	1293-17.5	242-573	.422	0-0	.000	117-173	.676	227	2.4	173-7	128	139	25	113	601	6.4

Mikayla Boykin #12

Year	G-GS	Min-Avg	FG-FGA	Pct	3P-3PA	Pct	FT-FTA	Pct	Reb	Avg	PF--FO	AST	TO	BS	ST	Pts	Avg
2017-18	10-8	240-24.0	15-53	.283	6-18	.333	10-14	.714	32	3.2	17-0	32	20	0	12	46	4.6
2018-19	8-5	236-29.5	31-75	.413	7-26	.269	6-10	.600	33	4.1	11-0	36	27	0	16	75	9.4
Career	18-13	476-26.4	46-128	.359	13-44	.295	16-24	.667	65	3.6	28-0	68	47	0	28	121	6.7

Susan Brandau #31

Year	G-GS	Min-Avg	FG-FGA	Pct	3P-3PA	Pct	FT-FTA	Pct	Reb	Avg	PF--FO	AST	TO	BS	ST	Pts	Avg
1991-92	26-5	299-11.5	10-24	.417	1-2	.500	11-25	.440	23	0.9	27-1	36	44	1	13	32	1.2
1992-93	27-1	310-11.5	13-30	.433	2-4	.500	12-23	.522	29	1.1	39-0	50	46	2	36	40	1.5
1993-94	10-0	66-6.6	4-9	.444	0-1	.000	2-2	1.000	8	0.8	4-0	9	7	0	6	10	1.0
1994-95	28-2	290-10.4	5-19	.263	2-7	.286	9-11	.818	24	0.9	22-1	42	35	0	16	21	0.8
Career	91-8	965-10.6	32-82	.390	5-14	.357	34-61	.557	84	0.9	92-2	137	132	3	71	103	1.1

Katie Brodnik #30

Year	G-GS	Min-Avg	FG-FGA	Pct	3P-3PA	Pct	FT-FTA	Pct	Reb	Avg	PF--FO	AST	TO	BS	ST	Pts	Avg
1995-96	13-0	82-6.3	2-10	.200	0-0	.000	0-1	.000	10	0.8	6-0	8	6	3	4	4	0.3
1996-97	10-0	34-3.4	3-7	.429	0-0	.000	1-3	.333	6	0.6	2-0	2	3	0	1	7	0.7
Career	23-0	116-5.0	5-7	.294	0-0	.000	1-4	.250	16	0.7	8-0	10	9	3	5	11	0.5

LaNedra Brown #32

Year	G-GS	Min-Avg	FG-FGA	Pct	3P-3PA	Pct	FT-FTA	Pct	Reb	Avg	PF--FO	AST	TO	BS	ST	Pts	Avg
1999-00	18-0	133-7.4	18-29	.621	0-0	.000	5-12	.417	26	1.4	20-0	5	14	8	4	41	2.3
2000-01	17-0	122-6.6	19-30	.633	0-0	.000	11-17	.647	32	1.9	22-0	1	12	1	5	49	2.9
Career	35-0	245-7.0	37-59	.627	0-0	.000	16-29	.552	58	1.7	42-0	6	26	9	9	90	2.6

Lexie Brown #4

Year	G-GS	Min-Avg	FG-FGA	Pct	3P-3PA	Pct	FT-FTA	Pct	Reb	Avg	PF--FO	AST	TO	BS	ST	Pts	Avg
2016-17	34-34	1153-33.9	210-430	.488	73-183	.399	129-139	.928	126	3.7	51-0	131	92	1	96	622	18.3
2017-18	33-33	1165-35.3	221-477	.463	69-186	.371	130-157	.828	145	4.4	60-1	146	102	5	122	641	19.4
Career	67-67	2318-34.6	431-907	.475	142-369	.385	259-296	.875	271	4.0	111-1	277	194	6	218	1263	18.9

Shaeeta Brown #32

Year	G-GS	Min-Avg	FG-FGA	Pct	3P-3PA	Pct	FT-FTA	Pct	Reb	Avg	PF--FO	AST	TO	BS	ST	Pts	Avg
1993-94	19-0	139-7.3	17-37	.459	0-1	.000	13-25	.520	17	0.9	15-0	13	19	0	12	47	2.5
1994-95	29-0	339-11.7	33-73	.452	0-1	.000	11-33	.333	59	2.0	31-0	38	25	1	20	77	2.7
1996-97	13-1	78-6.0	4-11	.364	0-0	.000	0-1	.000	9	0.7	6-0	6	7	0	3	8	0.6
1997-98	19-1	131-6.9	10-28	.357	0-1	.000	2-7	.286	24	1.3	5-0	5	11	0	7	22	1.2
Career	80-2	687-8.6	64-149	.430	0-3	.000	26-66	.394	109	1.4	57-0	62	62	1	42	154	1.9

Peppi Browne #10

Year	G-GS	Min-Avg	FG-FGA	Pct	3P-3PA	Pct	FT-FTA	Pct	Reb	Avg	PF--FO	AST	TO	BS	ST	Pts	Avg
1996-97	30-15	742-24.7	69-161	.429	6-27	.222	65- 87	.747	122	4.1	60-3	64	61	9	43	209	7.0
1997-98	32-32	875-27.3	136-253	.538	1-5	.200	70-109	.642	197	6.2	90-3	54	93	6	61	343	10.7
1998-99	35-33	882-25.2	112-240	.467	3-10	.300	79-111	.712	222	6.3	66-1	66	90	14	52	306	8.7
1999-00	20-20	616-30.8	100-211	.474	1-6	.167	73-92	.793	136	6.8	46-1	50	61	10	61	274	13.7
Career	117-100	3115-26.6	417-865	.482	11-48	.229	287-399	.719	677	5.8	262-8	234	305	39	217	1132	9.7

Liz Bulger #31, 34

Year	G-GS	Min-Avg	FG-FGA	Pct	3P-3PA	Pct	FT-FTA	Pct	Reb	Avg	PF--FO	AST	TO	BS	ST	Pts	Avg
1977-78	20-8	---	27-88	.307	0-0	.000	11-37	.297	105	5.3	0-0	8	0	0	0	65	3.3
1978-79	22-1	---	27-75	.360	0-0	.000	11-32	.344	79	3.6	34-0	7	0	0	0	65	3.0
Career	42-9	---	54-163	.331	0-0	.000	22-69	.319	184	4.4	34-0	15	0	0	0	130	3.1

Sierra Calhoun #4

Year	G-GS	Min-Avg	FG-FGA	Pct	3P-3PA	Pct	FT-FTA	Pct	Reb	Avg	PF--FO	AST	TO	BS	ST	Pts	Avg
2014-15	13-13	389-29.9	38-121	.314	18-62	.290	37-42	.881	49	3.8	25-0	18	29	3	14	131	10.1
Career	13-13	389-29.9	38-121	.314	18-62	.290	37-42	.881	49	3.8	25-0	18	19	3	14	131	10.1

Tracy Carter #15

Year	G-GS	Min-Avg	FG-FGA	Pct	3P-3PA	Pct	FT-FTA	Pct	Reb	Avg	PF--FO	AST	TO	BS	ST	Pts	Avg
1988-89	8-0	13-1.6	0-0	.000	0-0	.000	0-0	.000	2	.3	3-0	0	1	0	0	0	0
Career	8-0	13-1.6	0-0	.000	0-0	.000	0-0	.000	2	.3	3-0	0	1	0	0	0	0

Joy Cheek #21

Year	G-GS	Min-Avg	FG-FGA	Pct	3P-3PA	Pct	FT-FTA	Pct	Reb	Avg	PF--FO	AST	TO	BS	ST	Pts	Avg
2006-07	33-0	519-15.7	64-142	.451	0-4	.000	48-64	.750	127	3.8	66-0	16	53	4	27	176	5.3
2007-08	35-24	783-22.3	138-269	.513	11-26	.423	47-69	.681	184	5.3	104-4	26	68	11	43	334	5.5
2008-09	33-16	720-21.8	111-284	.391	12-45	.267	47-67	.701	156	4.7	96-1	30	70	12	42	281	8.5
2009-10	36-36	986-27.1	137-364	.376	16-49	.327	67-98	.684	212	5.9	79-1	46	93	20	53	357	9.9
Career	137-76	2998-21.1	450-1059	.425	39-124	.315	209-298	.701	679	5.0	345-6	118	284	47	165	1148	8.4

Jennifer Chestnut #42

Year	G-GS	Min-Avg	FG-FGA	Pct	3P-3PA	Pct	FT-FTA	Pct	Reb	Avg	PF--FO	AST	TO	BS	ST	Pts	Avg
1980-81	22-5	314-14.3	57-105	.542	----	----	17-46	.369	103	4.6	44-0	3	37	9	15	131	6.9
1981-82	29-20	722-24.9	117-264	.443	----	----	54-100	.540	250	8.3	81-4	16	55	16	32	288	9.9
1982-83	22-20	325-23.2	130-249	.522	----	----	49-80	.613	163	7.4	59-2	27	34	5	16	309	14.0
1983-84	27-27	809-30.0	119-266	.447	----	----	57-116	.491	231	8.6	81-6	37	78	7	54	29	10.9
Career	100-74	2170-21.7	423-884	.479	----	----	177-342	.518	737	7.4	265-12	82	204	37	117	1023	10.2

Oderah Chidom #22

Year	G-GS	Min-Avg	FG-FGA	Pct	3P-3PA	Pct	FT-FTA	Pct	Reb	Avg	PF--FO	AST	TO	BS	ST	Pts	Avg
2013-14	35-1	502-14.3	76-126	.603	0-0	.000	49-84	.583	139	4.0	59-0	13	50	29	20	201	5.7
2014-15	21-6	406-19.3	77-136	.566	0-0	.000	24-35	.686	105	5.0	52-0	39	43	18	21	178	8.5
2015-16	32-25	774-24.2	124-232	.534	0-1	.000	58-98	.592	208	6.5	75-3	39	81	39	36	306	9.6
2016-17	34-23	755-22.2	124-230	.539	1-3	.333	28-52	.538	177	5.2	79-0	50	75	67	38	277	8.1
Career	122-55	2437-20.0	401-724	.554	1-4	.250	159-269	.591	629	5.2	265-3	141	249	153	115	962	7.9

Karima Christmas #13

Year	G-GS	Min-Avg	FG-FGA	Pct	3P-3PA	Pct	FT-FTA	Pct	Reb	Avg	PF--FO	AST	TO	BS	ST	Pts	Avg
2007-08	30-0	317-10.6	50-96	.521	0-6	.000	23-39	.590	78	2.6	32-0	15	19	5	24	123	4.1
2008-09	32-2	616-19.3	84-170	.494	17-37	.459	54-83	.651	135	4.2	53-1	32	35	8	44	239	7.5
2009-10	36-18	922-25.6	121-281	.431	24-84	.286	81-113	.717	189	5.3	80-0	53	49	26	79	347	9.6
2010-11	36-35	949-26.4	107-285	.375	15-71	.211	114-163	.699	227	6.3	73-0	60	76	13	57	343	9.5
Career	134-55	2804-20.9	362-832	.435	56-198	.283	272-398	.683	628	4.7	238-1	160	179	42	204	1052	7.9

Tracy Christopher #33

Year	G-GS	Min-Avg	FG-FGA	Pct	3P-3PA	Pct	FT-FTA	Pct	Reb	Avg	PF--FO	AST	TO	BS	ST	Pts	Avg
1985-86	23-0	179-7.8	26-55	.473	0-0	.000	13-22	.591	58	2.5	30-1	3	13	0	9	65	2.8
1986-87	27-2	257-9.5	23-53	.434	0-0	.000	13-24	.542	63	2.3	38-0	23	27	1	9	59	2.2
1987-88	28-5	355-12.7	30-66	.455	0-0	.000	10-26	.385	82	2.6	47-1	9	32	8	25	70	2.5
1988-89	28-28	882-31.5	95-189	.503	0-0	.000	49-86	.570	270	9.6	73-3	56	96	3	47	239	8.5
Career	106-35	1673-15.8	174-363	.479	0-0	.000	85-158	.538	473	4.5	188-5	91	168	12	90	433	4.1

Windsor Coggeshall #15

Year	G-GS	Min-Avg	FG-FGA	Pct	3P-3PA	Pct	FT-FTA	Pct	Reb	Avg	PF--FO	AST	TO	BS	ST	Pts	Avg
1993-94	20-0	184-9.2	22-63	.349	3-14	.214	5-6	.833	25	1.3	16-0	19	14	2	13	52	3.6
1994-95	24-0	271-11.3	38-103	.369	11-42	.262	11-16	.688	32	1.3	19-0	18	20	5	11	98	4.1
1995-96	25-16	567-22.7	74-173	.428	24-56	.429	4-9	.444	77	3.1	31-0	64	47	8	16	176	7.0
1999-97	27-15	408-15.1	46-105	.438	11-39	.282	0-1	.000	33	1.2	15-0	24	26	0	10	103	3.8
Career	96-31	1430-14.9	180-444	.405	49-151	.325	20-32	.625	167	1.7	81-0	125	107	15	50	429	4.5

Heather Conway #23

Year	G-GS	Min-Avg	FG-FGA	Pct	3P-3PA	Pct	FT-FTA	Pct	Reb	Avg	PF--FO	AST	TO	BS	ST	Pts	Avg
1980-81	5-1	---	13-23	.565	0-0	.000	11-21	.524	28	5.6	14-0	0	0	0	0	37	7.4
Career	5-1	---	13-23	.565	0-0	.000	11-21	.524	28	5.6	14-0	0	0	0	0	37	7.4

Kendall Cooper #21

Year	G-GS	Min-Avg	FG-FGA	Pct	3P-3PA	Pct	FT-FTA	Pct	Reb	Avg	PF--FO	AST	TO	BS	ST	Pts	Avg
2013-14	31-0	247-8.0	28-61	.459	0-2	.000	9-21	.429	61	2.0	61-0	8	19	30	5	65	2.1
2014-15	34-7	479-14.1	49-117	.419	0-3	.000	37-62	.597	126	3.7	60-1	30	55	24	18	135	4.0
2015-16	11-2	155-14.1	19-38	.500	0-1	.000	3-8	.375	40	3.6	20-1	14	8	13	8	41	3.7
2016-17	34-23	664-19.5	94-173	.543	1-3	.333	30-46	.652	158	4.6	80-0	41	56	52	37	219	6.4
Career	110-32	1545/14.0	190-389	.488	1-9	.111	79-137	.577	385	3.5	221-2	93	138	119	68	460	4.2

Jenny Copeland #12

Year	G-GS	Min-Avg	FG-FGA	Pct	3P-3PA	Pct	FT-FTA	Pct	Reb	Avg	PF--FO	AST	TO	BS	ST	Pts	Avg
1981-82	13-0	---	1-5	.200	0-0	.000	1-3	.333	3	0.2	3-0	2	0	0	0	3	.2
Career	13-0	---	1-5	.200	0-0	.000	1-3	.333	3	0.2	3-0	2	0	0	0	3	.2

Rayah Craig #23

Year	G-GS	Min-Avg	FG-FGA	Pct	3P-3PA	Pct	FT-FTA	Pct	Reb	Avg	PF--FO	AST	TO	BS	ST	Pts	Avg
2018-19	9-1	89-9.9	9-21	.429	4-10	.400	3-4	.750	11	1.2	12-1	5	11	1	5	25	2.8
Career	9-1	89-9.9	9-21	.429	4-10	.400	3-4	.750	11	1.2	12-1	5	11	1	5	25	2.8

Rometra Craig #5

Year	G-GS	Min-Avg	FG-FGA	Pct	3P-3PA	Pct	FT-FTA	Pct	Reb	Avg	PF--FO	AST	TO	BS	ST	Pts	Avg
2000-01	33-4	616-18.7	91-241	.378	34-62	.297	34-62	.548	71	2.2	57-0	40	65	2	36	238	7.2
2001-02	7-1	100-14.3	14-40	.350	7-12	.100	7-12	.583	12	1.7	20-0	9	11	1	9	36	5.1
Career	40-5	716-17.9	105-281	.374	41-74	.274	41-74	.554	83	2.1	77-0	49	76	3	45	274	6.9

Monique Currie #25

Year	G-GS	Min-Avg	FG-FGA	Pct	3P-3PA	Pct	FT-FTA	Pct	Reb	Avg	PF--FO	AST	TO	BS	ST	Pts	Avg
2001-02	35-22	971-27.7	178-360	.494	8-34	.235	138-179	.771	209	6.0	87-2	90	90	24	50	502	14.3
2002-03		Medical Redshirt															
2003-04	34-34	943-27.7	151-318	.475	10-42	.238	105-139	.755	208	6.1	103-4	101	83	28	53	417	12.6
2004-05	36-36	1127-31.3	218-489	.446	26-82	.317	168-215	.781	254	7.1	85-2	123	109	14	77	630	17.5
2005-06	35-35	972-27.8	202-425	.475	42-100	.420	127-155	.819	203	5.8	83-0	99	69	9	48	573	16.4
Career	140-127	4013-28.7	749-1592	.470	86-258	.333	538-688	.782	874	6.2	358-8	413	351	75	228	2122	15.2

Ali Day #52

Year	G-GS	Min-Avg	FG-FGA	Pct	3P-3PA	Pct	FT-FTA	Pct	Reb	Avg	PF--FO	AST	TO	BS	ST	Pts	Avg
1992-93	26-8	525-20.2	56-109	.514	0-1	.000	36-48	.750	95	3.7	58-1	24	60	5	20	148	5.7
1993-94	25-11	529-21.2	78-128	.609	0-1	.000	44-52	.846	97	3.9	39-0	18	37	2	25	200	8.0
1994-95	31-31	1012-32.6	190-342	.556	16-27	.593	103-124	.831	204	6.6	84-1	46	96	2	28	499	16.1
1995-96	33-33	975-29.5	149-302	.493	44-111	.396	46-63	.730	221	6.7	74-2	68	87	12	37	388	11.8
Career	115-83	3041-26.4	473-881	.537	60-140	.429	229-287	.798	617	5.4	255-4	156	280	21	110	1235	10.7

Leslie Earnhardt #21

Year	G-GS	Min-Avg	FG-FGA	Pct	3P-3PA	Pct	FT-FTA	Pct	Reb	Avg	PF--FO	AST	TO	BS	ST	Pts	Avg
1978-79	20-20	---	101-209	.483	0-0	.0	17-23	.739	115	5.8	34-0	37	0	0	0	219	11.0
1979-80	27-18	---	80-184	.435	0-0	.0	24-48	.632	123	4.6	45-0	23	0	0	0	184	6.8
Career	47-38	---	181-393	.461	0-0	.0	41-61	.672	238	5.1	79-0	60	0	0	0	403	8.6

Ruth Ellis #42

Year	G-GS	Min-Avg	FG-FGA	Pct	3P-3PA	Pct	FT-FTA	Pct	Reb	Avg	PF--FO	AST	TO	BS	ST	Pts	Avg
1977-78	20-15	---	58-156	.372	0-0	.000	48-64	.750	76	3.8	0-0	20	0	0	0	164	8.2
Career	20-15	---	58-156	.372	0-0	.000	48-64	.750	76	3.8	0-0	20	0	0	0	164	8.2

Nicole Erickson #22

Year	G-GS	Min-Avg	FG-FGA	Pct	3P-3PA	Pct	FT-FTA	Pct	Reb	Avg	PF--FO	AST	TO	BS	ST	Pts	Avg
1997-98	32-31	1017-31.8	129-321	.402	60-156	.385	92-105	.876	88	2.8	59-1	104	80	5	39	410	12.8
1998-99	34-28	974-28.6	123-288	.427	62-153	.405	69-78	.885	108	3.2	79-3	108	65	2	27	377	11.1
Career	66-59	1991-30.2	252-609	.414	122-309	.395	161-183	.880	196	3.0	138-4	212	145	7	66	787	11.9

Valerie Evans #30

Year	G-GS	Min-Avg	FG-FGA	Pct	3P-3PA	Pct	FT-FTA	Pct	Reb	Avg	PF--FO	AST	TO	BS	ST	Pts	Avg
1990-1991	26-0	149-5.7	16-28	.571	0-0	.000	7-11	.636	44	1.7	12-0	5	16	0	0	39	1.5
1992-1993	25-25	670-26.8	85-214	.397	0-1	.000	75-101	.743	153	6.1	64-2	21	43	11	14	245	9.8
1993-1994	18-6	193-10.7	22-59	.373	0-1	.000	14-23	.609	38	2.1	20-0	12	12	2	5	58	3.2
Career	69-31	1012-14.7	123-301	.409	0-2	.000	96-135	.711	235	3.4	96-2	38	71	13	19	342	5.0

Stephanie Fagerberg #21

Year	G-GS	Min-Avg	FG-FGA	Pct	3P-3PA	Pct	FT-FTA	Pct	Reb	Avg	PF--FO	AST	TO	BS	ST	Pts	Avg
1977-78	10-1	---	2-15	.133	0-0	.000	5-10	.500	5	0.5	0-0	0	0	0	0	9	0.9
Career	10-1	---	2-15	.133	0-0	.000	5-10	.500	5	0.5	0-0	0	0	0	0	9	0.9

Bego Faz Davalos #21

Year	G-GS	Min-Avg	FG-FGA	Pct	3P-3PA	Pct	FT-FTA	Pct	Reb	Avg	PF--FO	AST	TO	BS	ST	Pts	Avg
2017-18	31-11	350-11.3	25-48	.521	0-0	.000	5-14	.357	82	2.6	24-0	26	30	23	9	55	1.8
Career	31-11	350-11.3	25-48	.521	0-0	.000	5-14	.357	82	2.6	24-0	26	30	23	9	55	1.8

Dade Fletcher #32

Year	G-GS	Min-Avg	FG-FGA	Pct	3P-3PA	Pct	FT-FTA	Pct	Reb	Avg	PF--FO	AST	TO	BS	ST	Pts	Avg
1987-88	14-0	40-2.9	3-4	.750	0-0	.000	6-9	.667	5	0.4	3-0	0	3	0	0	12	0.9
Career	14-0	40-2.9	3-4	.750	0-0	.000	6-9	.667	5	0.4	3-0	0	3	0	0	12	0.9

Jessica Foley #24

Year	G-GS	Min-Avg	FG-FGA	Pct	3P-3PA	Pct	FT-FTA	Pct	Reb	Avg	PF--FO	AST	TO	BS	ST	Pts	Avg
2002-03	32-0	246-13.3	61-147	.415	30-86	.349	22-26	.846	67	2.1	36-1	62	32	2	18	174	5.4
2003-04	34-0	563-16.6	66-190	.347	38-116	.328	17-20	.850	66	1.9	58-1	67	41	6	34	187	5.5
2004-05	34-32	1036-30.5	124-318	.390	68-191	.356	55-69	.797	137	4.0	74-2	122	73	9	64	371	10.9
2005-06	35-0	565-16.1	71-160	.444	39-97	.402	16-19	.842	57	1.6	47-1	59	47	3	28	197	5.6
Career	135-32	2590-19.2	322-815	.395	175-490	.357	110-134	.821	327	2.4	215-5	310	193	20	144	929	6.9

Jennifer Forte #34

Year	G-GS	Min-Avg	FG-FGA	Pct	3P-3PA	Pct	FT-FTA	Pct	Reb	Avg	PF--FO	AST	TO	BS	ST	Pts	Avg
1996-97	18-2	136-7.6	8-26	.308	0-0	.000	23-34	.676	40	2.2	29-0	4	19	1	4	39	2.2
1997-98	4-0	9-2.3	1-1	1.000	0-0	.000	0-0	.000	1	0.3	0-0	0	2	0	0	2	0.5
Career	22-2	145-6.6	9-27	.333	0-0	.000	23-34	.676	41	1.9	29-0	4	21	1	4	41	1.9

Kathy Friend #34

Year	G-GS	Min-Avg	FG-FGA	Pct	3P-3PA	Pct	FT-FTA	Pct	Reb	Avg	PF--FO	AST	TO	BS	ST	Pts	Avg
1977-78	14-8	---	50-125	.400	0-0	.000	10-13	.769	26	1.9	0-0	9	0	0	0	110	7.9
1978-79	10-0	---	5-23	.217	0-0	.000	0-0	.000	18	1.8	2-0	3	0	0	0	10	1.0
Career	24-8	---	55-148	.372	0-0	.000	10-13	.769	44	1.8	2-0	12	0	0	0	120	5.0

Jenna Frush #35

Year	G-GS	Min-Avg	FG-FGA	Pct	3P-3PA	Pct	FT-FTA	Pct	Reb	Avg	PF--FO	AST	TO	BS	ST	Pts	Avg
2011-12	9-0	26-2.9	1-5	.200	1-5	.200	2-2	1.000	2	0.2	0-0	0	2	0	1	5	0.6
2012-13	15-0	31-2.1	1-5	.200	1-5	.200	0-0	.000	5	0.3	1-0	1	2	0	0	3	0.2
2013-14	10-0	27-2.7	1-5	.200	1-5	.200	0-0	.000	1	0.1	2-0	2	2	0	0	3	0.3
2014-15	15-1	33-2.2	1-5	.200	1-3	.333	6-10	.600	6	0.4	1-0	1	2	0	1	9	0.6
Career	49-1	117-2.4	4-20	.200	4-18	.222	8-12	.667	14	0.3	4-0	4	8	0	2	20	0.4

Carrem Gay #30

Year	G-GS	Min-Avg	FG-FGA	Pct	3P-3PA	Pct	FT-FTA	Pct	Reb	Avg	PF--FO	AST	TO	BS	ST	Pts	Avg
2005-06	26-0	229-8.8	40-64	.625	0-0	.000	16-25	.640	62	2.4	21-0	8	17	13	20	96	3.7
2006-07	34-34	791-23.3	122-210	.581	0-0	.000	55-74	.743	198	5.8	86-2	35	70	21	48	299	8.8
2007-08	35-11	676-19.3	96-201	.478	0-6	.000	40-67	.597	178	5.8	79-1	33	54	23	56	232	6.6
2008-09	33-28	673-20.4	89-198	.449	5-15	.333	36-52	.692	168	5.1	67-0	25	49	23	56	219	6.6
Career	128-73	2369-18.5	347-673	.516	5-21	.238	147-218	.674	606	5.1	253-3	101	190	80	180	846	6.6

Lello Gebisa #20

Year	G-GS	Min-Avg	FG-FGA	Pct	3P-3PA	Pct	FT-FTA	Pct	Reb	Avg	PF--FO	AST	TO	BS	ST	Pts	Avg
1999-00	15-0	81-5.4	13-27	.481	0-0	.000	7-11	.636	16	1.1	12-0	4	8	2	1	33	2.2
2000-01	18-0	80-4.4	7-17	.412	0-0	.000	3-7	.429	20	1.1	9-0	3	17	6	2	17	0.9
Career	33-0	161-4.9	20-44	.455	0-0	.000	10-18	.556	36	1.1	21-0	7	25	8	3	50	1.5

Krista Gingrich #21

Year	G-GS	Min-Avg	FG-FGA	Pct	3P-3PA	Pct	FT-FTA	Pct	Reb	Avg	PF--FO	AST	TO	BS	ST	Pts	Avg
1998-99	34-0	509-15.0	62-160	.388	29-72	.403	34-45	.756	70	2.1	40-0	65	48	1	14	187	5.5
1999-00	33-23	796-24.1	79-237	.333	39-116	.336	64-88	.727	71	2.2	64-1	100	76	0	43	261	7.9
2000-01	19-0	122-6.4	6-28	.214	3-17	.176	6-6	1.000	12	0.6	11-0	14	19	1	2	21	1.1
2001-02	34-3	589/17.3	61-147	.415	53-114	.465	23-26	.885	58	1.7	50-0	88	55	3	14	198	5.8
Career	120-26	2016/16.8	208-572	.364	124-319	.389	127-165	.770	211	1.8	165-1	267	198	5	73	667	5.6

Carol Giordano #25

Year	G-GS	Min-Avg	FG-FGA	Pct	3P-3PA	Pct	FT-FTA	Pct	Reb	Avg	PF--FO	AST	TO	BS	ST	Pts	Avg
1977-78	16-0	---	11-50	.220	0-0	.000	8-15	.533	26	1.6	0-0	1	0	0	0	30	1.9
Career	16-0	---	11-50	.220	0-0	.000	8-15	.533	26	1.6	0-0	1	0	0	0	30	1.9

Connie Goins #32

Year	G-GS	Min-Avg	FG-FGA	Pct	3P-3PA	Pct	FT-FTA	Pct	Reb	Avg	PF--FO	AST	TO	BS	ST	Pts	Avg
1982-83	19-16	381-20.1	71-159	.447	0-0	.000	37-50	.740	80	4.2	25-0	39	32	3	21	179	9.4
1983-84	27-25	668-24.7	91-192	.474	0-0	.000	66-92	.717	95	3.5	29-1	60	55	2	28	248	9.2
1984-85	27-27	838-31.0	124-255	.486	0-0	.000	86-106	.811	140	5.2	32-0	71	67	2	36	334	12.4
1985-86	28-28	821-29.3	142-300	.473	0-0	.000	95-126	.754	146	5.2	34-0	127	67	10	35	379	13.5
Career	101-96	2708-26.8	428-906	.472	0-0	.000	284-374	.759	461	4.6	120-1	297	221	17	120	1140	11.3

Miela Goodchild #3

Year	G-GS	Min-Avg	FG-FGA	Pct	3P-3PA	Pct	FT-FTA	Pct	Reb	Avg	PF--FO	AST	TO	BS	ST	Pts	Avg
2018-19	30-22	926-30.9	114-252	.452	73-164	.445	27-31	.871	56	1.9	41-0	51	76	5	30	328	10.9
Career	30-22	926-30.9	114-252	.452	73-164	.445	27-31	.871	56	1.9	41-0	51	76	5	30	328	10.9

Hayley Gorecki #2

Year	G-GS	Min-Avg	FG-FGA	Pct	3P-3PA	Pct	FT-FTA	Pct	Reb	Avg	PF--FO	AST	TO	BS	ST	Pts	Avg
2015-16	14-1	227-16.2	20-72	.278	8-36	.222	15-17	.882	37	2.6	9-0	15	25	1	16	63	4.5
2017-18	23-13	575-25.0	85-201	.423	44-104	.423	38-53	.717	89	3.9	24-0	66	49	4	30	252	11.0
2018-19	30-30	1080-36.0	171-469	.365	58-208	.279	115-160	.719	213	7.1	52-1	116	108	10	79	515	17.2
Career	67-44	1882-28.1	276-742	.372	110-348	.316	168-230	.730	339	5.1	85-1	197	182	15	125	830	12.4

Chelsea Gray #12

Year	G-GS	Min-Avg	FG-FGA	Pct	3P-3PA	Pct	FT-FTA	Pct	Reb	Avg	PF--FO	AST	TO	BS	ST	Pts	Avg
2010-11	34-18	721-21.2	99-229	.432	33-83	.398	66-82	.805	113	3.3	49-0	86	62	7	66	297	8.7
2011-12	33-33	1064-32.2	153-334	.458	29-77	.377	78-95	.821	162	4.9	66-0	201	115	12	93	413	12.5
2012-13	25-25	758-30.3	107-254	.421	22-54	.407	80-94	.851	132	5.3	45-0	136	66	3	89	316	12.6
2013-14	17-17	471-27.7	68-135	.504	10-30	.333	38-51	.745	71	4.2	33-0	122	55	4	50	184	10.8
Career	109-93	3014-27.7	427-952	.449	94-244	.385	262-322	.814	478	4.4	193-0	545	298	26	298	1210	11.1

Rebecca Greenwell #23

Year	G-GS	Min-Avg	FG-FGA	Pct	3P-3PA	Pct	FT-FTA	Pct	Reb	Avg	PF--FO	AST	TO	BS	ST	Pts	Avg
2014-15	34-34	1171-34.4	157-396	.396	72-202	.356	90-114	.789	187	5.5	54-1	70	107	8	66	476	14.0
2015-16	30-30	1011-33.7	158-357	.443	73-175	.417	63-81	.778	177	5.9	52-0	63	85	7	45	452	15.1
2016-17	34-34	114-33.6	187-422	.443	83-208	.399	100-114	.877	217	6.4	61-0	83	92	8	53	557	16.4
2017-18	28-25	893-31.9	137-307	.446	73-170	.429	42-51	.824	180	6.4	45-0	44	52	3	51	389	13.9
Career	126-123	4218-33.5	639-1482	.431	301-755	.399	295-361	.817	761	6.0	212-1	260	336	26	215	1874	14.9

Jeanne Griffin #33

Year	G-GS	Min-Avg	FG-FGA	Pct	3P-3PA	Pct	FT-FTA	Pct	Reb	Avg	PF--FO	AST	TO	BS	ST	Pts	Avg
1978-79	9-0	155-7.8	3-20	.150	0-0	.000	1-2	.500	15	1.7	8-0	1	0	0	0	7	0.8
Career	9-0	155-7.8	3-20	.150	0-0	.000	1-2	.500	15	1.7	8-0	1	0	0	0	7	0.8

Olga Gvozdenovic #24

Year	G-GS	Min-Avg	FG-FGA	Pct	3P-3PA	Pct	FT-FTA	Pct	Reb	Avg	PF--FO	AST	TO	BS	ST	Pts	Avg
1999-00	20-1	155-7.8	12-29	.414	0-0	.000	16-19	.842	27	1.4	24-0	6	16	0	5	40	2.0
2000-01	16-0	100-6.3	10-20	.500	0-0	.000	9-15	.600	27	1.7	25-0	5	10	0	2	29	1.8
Career	36-1	255-7.1	22-49	.449	0-0	.000	25-34	.735	54	1.5	49-0	11	26	0	7	69	1.9

Tyish Hall #24

Year	G-GS	Min-Avg	FG-FGA	Pct	3P-3PA	Pct	FT-FTA	Pct	Reb	Avg	PF--FO	AST	TO	BS	ST	Pts	Avg
1993-94	23-3	290-12.6	55-93	.591	0-0	.000	29-39	.744	75	3.3	40-0	19	20	13	18	139	6.0
1994-95	31-30	805-26.0	124-199	.623	0-0	.000	43-70	.614	197	6.4	85-1	46	58	26	33	291	9.4
1995-96	33-33	982-29.8	216-330	.655	0-0	.000	65-93	.699	232	7.0	92-3	44	62	44	39	497	15.1
1996-97	22-21	359-16.3	149-240	.617	0-0	.000	63-88	.716	128	5.8	59-4	26	50	13	34	359	16.3
Career	109-87	2436-22.3	543-862	.630	0-0	.000	200-290	.690	632	5.8	276-8	135	190	96	124	1286	11.8

Lynne Hanrahan #42

Year	G-GS	Min-Avg	FG-FGA	Pct	3P-3PA	Pct	FT-FTA	Pct	Reb	Avg	PF--FO	AST	TO	BS	ST	Pts	Avg
1985-86	10-0	23-2.3	0-4	.000	0-0	.000	2-3	.667	5	0.5	1-0	0	0	0	0	2	0.2
Career	10-0	23-2.3	0-4	.000	0-0	.000	2-3	.667	5	0.5	1-0	0	0	0	0	2	0.2

Lindsey Harding #10

Year	G-GS	Min-Avg	FG-FGA	Pct	3P-3PA	Pct	FT-FTA	Pct	Reb	Avg	PF--FO	AST	TO	BS	ST	Pts	Avg
2002-03	37-16	958-25.9	84-192	.438	1-13	.077	62-81	.765	145	3.9	63-1	124	59	9	68	231	6.2
2003-04	34-33	1003-29.5	83-181	.459	7-29	.241	57-87	.655	154	4.5	60-1	168	76	2	67	230	6.8
2004-05	Redshirt Season																
2005-06	35-35	1012-28.9	138-287	.481	23-56	.411	75-96	.781	130	3.7	48-1	156	84	4	75	374	10.7
2006-07	34-34	1035-30.4	169-381	.444	24-63	.381	101-135	.748	136	4.0	49-0	131	77	10	51	463	13.6
Career	140-118	4008-28.6	474-1041	.455	55-161	.342	295-399	.739	565	4.0	220-3	579	296	25	261	1298	9.3

Jo Harlow #34

Year	G-GS	Min-Avg	FG-FGA	Pct	3P-3PA	Pct	FT-FTA	Pct	Reb	Avg	PF--FO	AST	TO	BS	ST	Pts	Avg
1980-81	23-0	---	38-71	.535	0-0	.000	8-12	.667	51	2.2	17-0	8	0	0	0	84	3.7
1981-82	29-20	---	87-216	.403	0-0	.000	48-70	.686	187	6.4	52-0	44	0	0	0	222	7.7
1982-83	25-23	478-19.1	89-202	.441	0-0	.000	27-31	.871	147	5.9	51-1	47	33	2	25	205	8.2
1983-84	27-27	933-34.6	110-231	.476	0-0	.000	39-58	.672	169	6.3	50-3	60	46	2	30	259	9.6
Career	104-70	1411-27.14	324-720	.450	0-0	.000	122-171	.713	554	5.3	170-4	159	79	4	55	770	7.4

Sue Harnett #23

Year	G-GS	Min-Avg	FG-FGA	Pct	3P-3PA	Pct	FT-FTA	Pct	Reb	Avg	PF--FO	AST	TO	BS	ST	Pts	Avg
1986-87	29-8	613-21.1	122-248	.492	0-0	.000	46-64	.719	168	5.8	64-0	30	33	37	7	290	10.0
1987-88	28-23	756-27.0	157-316	.497	0-1	.000	74-112	.661	218	7.8	79-3	36	78	36	13	388	13.9
1988-89	27-26	816-30.2	211-393	.537	0-0	.000	104-154	.675	222	8.2	78-1	41	73	21	40	526	19.5
1989-90 (RS)	5-5	138-27.6	43-66	.652	0-0	.000	5-11	.455	44	8.8	19-2	3	18	4	4	91	18.2
1990-91	28-28	897-32.0	194-362	.536	0-0	.000	102-143	.713	247	8.8	69-3	54	88	32	22	490	17.5
Career	117-90	3220-27.5	727-1385	.525	0-1	.000	331-484	.684	899	7.7	309-9	164	290	130	86	1785	15.3

Allison Hart #40

Year	G-GS	Min-Avg	FG-FGA	Pct	3P-3PA	Pct	FT-FTA	Pct	Reb	Avg	PF--FO	AST	TO	BS	ST	Pts	Avg
1981-82	17-0	---	23-53	.434	0-0	.0	11-17	.647	54	3.2	28-0	7	0	0	0	57	3.4
1982-83	15-0	51-3.4	5-14	.357	0-0	.0	8-9	.889	17	1.1	10-0	3	4	0	0	18	1.2
1983-84	21-0	89-4.2	9-21	.429	0-0	.0	14-22	.636	25	1.2	14-0	2	15	0	1	32	1.5
Career	53-0	140-3.8	37-88	.420	0-0	.0	33-48	.688	96	1.8	52-0	12	19	0	1	107	2.0

Maureen Hathorn #33

Year	G-GS	Min-Avg	FG-FGA	Pct	3P-3PA	Pct	FT-FTA	Pct	Reb	Avg	PF--FO	AST	TO	BS	ST	Pts	Avg
1977-78	19-6	---	29-99	.293	0-0	.000	13-25	.520	86	4.5	0-0	3	0	0	0	71	3.7
Career	19-6	---	29-99	.293	0-0	.000	13-25	.520	86	4.5	0-0	3	0	0	0	71	3.7

Janee Hayes #42

Year	G-GS	Min-Avg	FG-FGA	Pct	3P-3PA	Pct	FT-FTA	Pct	Reb	Avg	PF--FO	AST	TO	BS	ST	Pts	Avg
1998-99	15-0	75-5.0	12-23	.522	0-0	.000	9-17	.529	22	1.5	7-0	0	3	1	3	33	2.2
1999-00	30-1	286-9.5	23-53	.434	0-0	.000	34-51	.667	61	2.0	13-0	5	20	2	9	80	2.7
Career	45-1	361-8.0	35-76	.461	0-0	.000	43-69	.632	83	1.8	20-0	5	23	3	12	113	2.5

Ada Healey #52

Year	G-GS	Min-Avg	FG-FGA	Pct	3P-3PA	Pct	FT-FTA	Pct	Reb	Avg	PF--FO	AST	TO	BS	ST	Pts	Avg
1980-81	23-9	---	58-146	.397	0-0	.000	30-41	.732	82	3.6	47-1	19	0	0	0	146	6.3
Career	23-9	---	58-146	.397	0-0	.000	30-41	.732	82	3.6	47-1	19	0	0	0	146	6.3

Amber Henson #30

Year	G-GS	Min-Avg	FG-FGA	Pct	3P-3PA	Pct	FT-FTA	Pct	Reb	Avg	PF--FO	AST	TO	BS	ST	Pts	Avg
2011-12 (RS)	8-0	93-11.6	6-25	.240	0-3	.000	2-9	.222	15	1.9	10-0	5	7	4	7	14	1.8
2012-13	Medical Redshirt																
2013-14	27-5	252-9.3	17-53	.321	5-16	.313	6-10	.600	47	1.7	37-0	4	18	16	12	45	1.7
2014-15	33-17	667-20.2	49-137	.358	10-33	.303	25-36	.694	131	4.0	63-0	43	59	30	22	133	4.0
2015-16	20-16	434-21.7	39-103	.379	6-26	.231	6-8	.750	102	5.1	50-1	31	36	39	15	90	4.5
Career	88-38	1446-16.4	111-318	.349	21-78	.269	39-63	.619	295	3.4	160-1	83	120	89	56	282	3.2

Juanita Hepburn #55

Year	G-GS	Min-Avg	FG-FGA	Pct	3P-3PA	Pct	FT-FTA	Pct	Reb	Avg	PF--FO	AST	TO	BS	ST	Pts	Avg
1997-98	11-0	47-4.3	10-20	.500	0-0	.000	9-14	.643	21	1.9	8-0	3	4	1	4	29	2.6
Career	11-0	47-4.3	10-20	.500	0-0	.000	9-14	.643	21	1.9	8-0	3	4	1	4	29	2.6

Maura Hertzog #23

Year	G-GS	Min-Avg	FG-FGA	Pct	3P-3PA	Pct	FT-FTA	Pct	Reb	Avg	PF--FO	AST	TO	BS	ST	Pts	Avg
1981-82	28-22	---	95-213	.446	0-0	.000	15-21	.714	74	2.6	59-1	69	0	0	0	205	7.3
1982-83	22-9	253-11.5	56-113	.496	0-0	.000	16-18	.889	43	2.0	41-2	38	34	0	31	128	5.8
1983-84	27-27	879-32.6	78-180	.433	0-0	.000	24-33	.727	62	2.3	69-0	72	91	11	65	180	6.7
1984-85	27-27	861-31.9	79-175	.451	0-0	.000	29-42	.690	73	2.7	59-0	79	78	8	53	187	6.9
Career	104-85	1993-30.2	308-681	.452	0-0	.000	84-114	.737	252	2.4	228-3	258	203	19	149	700	6.7

Chelsea Hopkins #1

Year	G-GS	Min-Avg	FG-FGA	Pct	3P-3PA	Pct	FT-FTA	Pct	Reb	Avg	PF--FO	AST	TO	BS	ST	Pts	Avg
2008-09	20-0	163-8.2	14-27	.519	1-1	1.000	24-32	.750	22	1.1	8-0	12	23	0	16	53	2.7
2009-10	26-0	213-8.2	10-27	.370	2-7	.286	9-17	.529	25	1.0	16-0	19	25	0	18	31	1.2
Career	46-0	376-8.2	24-54	.444	3-8	.375	33-49	.673	47	1.0	24-0	31	48	0	34	84	1.8

Hilary Howard #11

Year	G-GS	Min-Avg	FG-FGA	Pct	3P-3PA	Pct	FT-FTA	Pct	Reb	Avg	PF--FO	AST	TO	BS	ST	Pts	Avg
1995-96	23-12	650-28.3	39-101	.386	9-34	.265	19-30	.633	73	3.2	44-1	91	43	0	19	106	4.6
1996-97	30-30	1028-34.3	85-232	.366	30-89	.337	55-73	.753	83	2.8	45-1	149	97	2	38	255	8.5
1997-98	32-32	1002-31.3	115-253	.455	42-104	.404	42-59	.712	109	3.4	45-0	140	64	2	42	314	9.8
1998-99	36-36	1079-30.0	110-291	.378	51-127	.402	40-53	.755	116	3.2	57-0	153	85	2	45	311	8.6
Career	121-110	3759-31.1	349-877	.398	132-354	.373	156-215	.726	381	3.1	191-2	533	289	6	144	986	8.1

Caitlin Howe #32

Year	G-GS	Min-Avg	FG-FGA	Pct	3P-3PA	Pct	FT-FTA	Pct	Reb	Avg	PF--FO	AST	TO	BS	ST	Pts	Avg
2003-04	16-0	95-5.9	10-29	.345	5-18	.278	1-1	1.000	10	0.6	7-0	7	5	0	2	26	14.6
2004-05	11-1	173-15.7	17-57	.298	10-41	.244	4-5	.800	14	1.3	12-0	13	13	0	10	48	4.4
Career	27-1	268-9.9	27-86	.314	15-59	.244	5-6	.833	24	0.9	19-0	20	18	0	12	74	2.7

Brittany Hunter #44

Year	G-GS	Min-Avg	FG-FGA	Pct	3P-3PA	Pct	FT-FTA	Pct	Reb	Avg	PF--FO	AST	TO	BS	ST	Pts	Avg
2003-04	27-0	424-15.7	96-172	.558	0-0	.000	26-52	.500	131	4.9	58-1	20	41	33	22	218	8.1
Career	27-0	424-15.7	96-172	.558	0-0	.000	26-52	.500	131	4.9	58-1	20	41	33	22	218	8.1

Kim Hunter #20

Year	G-GS	Min-Avg	FG-FGA	Pct	3P-3PA	Pct	FT-FTA	Pct	Reb	Avg	PF--FO	AST	TO	BS	ST	Pts	Avg
1983-84	21-0	152-7.2	15-47	.319	0-0	.000	8-10	.800	9	0.4	25-0	10	21	0	30	38	1.8
1984-85	19-0	221-11.6	19-52	.365	0-0	.000	11-15	.733	23	1.2	16-0	32	35	0	13	49	2.6
1985-86	30-26	633-21.1	32-99	.323	0-0	.000	20-33	.606	32	1.1	65-2	59	61	0	28	84	2.8
1986-87	29-13	489-16.9	26-68	.382	0-0	.000	18-24	.750	47	1.6	47-2	45	53	0	16	70	2.4
Career	99-39	1495-15.1	92-266	.346	0-0	.000	57-82	.695	111	1.1	153-4	146	170	0	87	241	2.4

Stacy Hurd #50

Year	G-GS	Min-Avg	FG-FGA	Pct	3P-3PA	Pct	FT-FTA	Pct	Reb	Avg	PF--FO	AST	TO	BS	ST	Pts	Avg
1980-81	25-25	---	138-278	.496	0-0	.000	49-67	.731	174	7.0	64-1	18	---	---	---	325	13.0
1981-82	29-24	---	178-403	.442	0-0	.000	39-66	.591	192	6.6	77-3	29	---	---	---	395	13.6
1982-83	25-9	361-14.4	147-294	.500	0-0	.000	44-61	.721	138	5.5	38-1	24	30	4	8	338	13.5
1983-84	25-6	496-19.8	78-194	.402	0-0	.000	27-32	.844	91	3.6	21-0	26	39	11	15	183	7.3
Career	104-64	857-17.14	541-1169	.463	0-0	.000	159-226	.704	595	5.7	200-5	97	69	15	23	1241	11.9

Keturah Jackson #31

Year	G-GS	Min-Avg	FG-FGA	Pct	3P-3PA	Pct	FT-FTA	Pct	Reb	Avg	PF--FO	AST	TO	BS	ST	Pts	Avg
2006-07	23-0	205-8.9	17-42	.405	0-0	.000	11-18	.611	41	1.8	23-0	14	16	2	12	45	2.0
2007-08	35-10	594-17.0	60-143	.420	2-9	.222	23-46	.500	108	3.1	64-2	28	55	12	56	145	4.1
2008-09	32-16	583-18.2	39-118	.331	3-11	.273	18-35	.514	94	2.9	53-1	50	52	5	41	99	3.1
2009-10	36-33	956-26.6	83-202	.411	13-45	.289	32-56	.571	129	3.6	78-1	93	81	16	83	211	5.9
Career	126-59	2338-18.6	199-505	.394	18-65	.277	84-155	.542	372	3.0	218-4	185	204	35	192	500	4.0

Richa Jackson #15

Year	G-GS	Min-Avg	FG-FGA	Pct	3P-3PA	Pct	FT-FTA	Pct	Reb	Avg	PF--FO	AST	TO	BS	ST	Pts	Avg
2010-11	28-3	292-10.4	35-88	.398	2-10	.200	21-31	.677	68	2.4	30-0	12	24	1	22	93	3.3
2011-12	25-17	613-24.5	93-182	.511	6-16	.375	44-72	.611	116	4.6	35-0	28	44	2	45	236	9.4
2012-13	27-9	508-18.8	52-152	.342	5-31	.161	44-57	.772	90	3.3	39-2	10	36	4	31	153	5.7
2013-14	35-18	865-24.7	117-229	.511	9-25	.360	60-109	.550	128	3.7	64-1	49	63	6	53	303	8.7
Career	115-47	2278-19.8	297-651	.456	22-82	.268	169-269	.628	402	3.5	168-3	99	167	13	151	785	6.8

Ka'lia Johnson #14

Year	G-GS	Min-Avg	FG-FGA	Pct	3P-3PA	Pct	FT-FTA	Pct	Reb	Avg	PF--FO	AST	TO	BS	ST	Pts	Avg
2011-12	24-0	184-7.7	13-32	.406	2-11	.182	10-13	.769	37	1.5	16-0	6	13	1	9	38	1.6
2012-13	34-0	360-10.6	27-75	.360	2-9	.222	13-26	.500	97	2.9	30-0	11	25	0	21	69	2.0
2013-14	31-5	462-14.9	45-91	.495	6-16	.375	32-49	.653	84	2.7	39-0	22	39	1	17	128	4.1
2014-15	34-32	990-29.1	79-189	.418	22-62	.355	70-95	.737	137	4.0	93-1	126	87	6	59	250	7.4
Career	123-37	1996-16.2	164-387	.424	32-98	.327	125-183	.683	355	2.9	178-1	165	164	8	106	485	3.9

Nicole Johnson #40

Year	G-GS	Min-Avg	FG-FGA	Pct	3P-3PA	Pct	FT-FTA	Pct	Reb	Avg	PF--FO	AST	TO	BS	ST	Pts	Avg
1990-91	27-1	359-13.3	45-108	.417	0-0	.000	13-25	.520	48	1.8	30-0	18	29	8	8	103	3.8
1991-92	28-22	759-27.1	107-249	.430	0-0	.000	67-93	.720	113	4.0	75-2	55	73	24	27	281	10.0
1992-93	19-13	442-23.3	42-122	.344	0-0	.000	35-47	.745	39-53	92	4.8	31	43	11	21	119	6.3
1993-94	27-27	707-26.2	100-222	.450	0-0	.000	46-60	.767	108	4.0	53-1	73	57	19	27	246	9.1
Career	101-63	2267-22.4	294-701	.419	0-0	.000	161-225	.716	361	3.6	204-5	177	202	62	83	749	7.4

Alexis Jones #2

Year	G-GS	Min-Avg	FG-FGA	Pct	3P-3PA	Pct	FT-FTA	Pct	Reb	Avg	PF--FO	AST	TO	BS	ST	Pts	Avg
2012-13	36-36	1049-29.1	127-297	.428	26-76	.342	62-78	.795	160	4.4	89-2	144	129	11	63	342	9.5
2013-14	28-28	859-30.7	137-290	.472	40-103	.388	52-66	.788	115	4.1	61-0	148	90	4	59	366	13.1
Career	64-64	1908-29.8	264-587	.450	66-179	.369	114-144	.792	275	4.3	150-2	292	219	15	122	708	11.1

Takisha Jones #45

Year	G-GS	Min-Avg	FG-FGA	Pct	3P-3PA	Pct	FT-FTA	Pct	Reb	Avg	PF--FO	AST	TO	BS	ST	Pts	Avg
1995-96	16-0	87-5.4	13-25	.520	0-0	.000	3-14	.214	27	1.7	17-0	2	10	2	1	29	1.8
1996-97	19-0	135-7.1	17-33	.515	0-0	.000	5-16	.313	45	2.4	20-1	3	6	3	3	39	2.1
1997-98	18-0	86-4.8	8-29	.276	0-0	.000	4-13	.308	24	1.3	20-0	0	7	0	0	20	1.1
1998-99	9-0	34-3.8	7-14	.500	0-0	.000	5-7	.714	16	1.8	6-0	1	4	0	1	19	2.1
Career	62-0	342-5.5	45-101	.446	0-0	.000	17-50	.340	112	1.8	63-1	6	27	5	5	107	1.7

Rita Kalinowski #34

Year	G-GS	Min-Avg	FG-FGA	Pct	3P-3PA	Pct	FT-FTA	Pct	Reb	Avg	PF--FO	AST	TO	BS	ST	Pts	Avg
1984-85	13-0	64-4.9	8-22	.364	0-0	.000	1-6	.167	26	2.0	10-0	2	3	1	0	17	1.3
1985-86	20-1	151-7.6	8-31	.258	0-0	.000	2-5	.400	42	2.1	13-0	3	10	2	1	18	0.9
1986-87	15-0	44-2.9	0-5	.000	0-0	.000	0-2	.000	13	0.9	5-0	2	3	0	1	0	0.0
Career	48-1	259-5.4	16-58	.276	0-0	.000	3-13	.231	81	1.7	28-0	7	16	3	2	35	0.7

Carey Kauffman #23

Year	G-GS	Min-Avg	FG-FGA	Pct	3P-3PA	Pct	FT-FTA	Pct	Reb	Avg	PF--FO	AST	TO	BS	ST	Pts	Avg
1991-92	26-3	295-11.3	49-110	.445	1-2	.500	22-32	.688	61	2.3	33-1	14	34	7	12	121	4.7
1992-93	27-27	790-29.3	136-288	.472	0-0	.000	54-72	.750	181	6.7	82-4	32	94	16	20	326	12.1
1993-94	27-19	679-25.1	142-274	.518	0-1	.000	59-87	.678	223	8.3	58-1	26	47	13	36	343	12.7
1994-95	31-31	993-32.0	179-383	.467	1-2	.500	79-96	.823	261	8.4	74-2	68	57	13	30	438	14.1
Career	111-80	2757-24.8	506-1055	.480	2-5	.400	214-287	.746	726	6.5	247-8	140	232	49	98	1228	11.1

Monika Kost #25

Year	G-GS	Min-Avg	FG-FGA	Pct	3P-3PA	Pct	FT-FTA	Pct	Reb	Avg	PF--FO	AST	TO	BS	ST	Pts	Avg
1987-88	28-0	263-9.4	20-37	.541	0-0	.000	23-34	.676	60	2.1	32-0	7	22	1	2	63	2.3
1989-90	28-25	890-31.8	108-212	.509	0-0	.000	90-142	.634	194	6.9	82-3	46	62	8	16	306	10.9
1990-91	27-27	822-30.4	94-182	.516	0-0	.000	89-147	.605	184	6.8	74-1	42	68	3	12	277	10.3
1991-92	29-28	833-28.7	112-203	.552	0-0	.000	98-151	.649	174	6.0	70-2	39	62	3	17	322	11.1
Career	112-80	2808-25.1	334-634	.527	0-0	0.00	300-474	.633	612	5.5	258-6	134	214	15	47	968	8.6

Jenni Kraft #30

Year	G-GS	Min-Avg	FG-FGA	Pct	3P-3PA	Pct	FT-FTA	Pct	Reb	Avg	PF--FO	AST	TO	BS	ST	Pts	Avg
1988-89	28-3	564-20.1	125-245	.510	41-76	.539	90-100	.900	76	2.7	55-0	36	43	3	12	381	13.6
Career	28-3	564-20.1	125-245	.510	41-76	.539	90-100	.900	76	2.7	55-0	36	43	3	12	381	13.6

Vicki Krapohl #12

Year	G-GS	Min-Avg	FG-FGA	Pct	3P-3PA	Pct	FT-FTA	Pct	Reb	Avg	PF--FO	AST	TO	BS	ST	Pts	Avg
2000-01	21-0	117-5.6	8-20	.400	7-14	.500	5-7	.714	13	.6	11-0	18	15	1	9	28	1.3
2001-02	35-29	676-19.3	49-104	.471	46-97	.474	3-5	.600	74	2.1	21-0	94	44	1	40	147	4.2
2002-03	37-37	925-25.0	65-170	.382	59-155	.381	5-11	.455	65	1.8	37-1	98	52	1	43	194	5.2
2003-04	34-3	714-21.0	63-143	.441	59-137	.431	12-19	.632	61	1.8	29-0	80	30	1	40	197	5.8
Career	127-69	2432-19.1	185-437	.423	171-403	.424	25-42	.595	213	1.7	98-1	290	141	4	132	566	4.5

Barb Krause #44

Year	G-GS	Min-Avg	FG-FGA	Pct	3P-3PA	Pct	FT-FTA	Pct	Reb	Avg	PF--FO	AST	TO	BS	ST	Pts	Avg
1978-79	22-21	---	135-284	.475	0-0	.000	51-77	.662	237	10.8	57-0	26	0	0	0	321	14.6
1979-80	27-26	---	127-291	.436	0-0	.000	99-135	.733	251	9.3	84-5	22	0	0	0	535	19.8
1980-81	25-25	---	121-238	.508	0-0	.000	82-102	.804	244	9.8	79-2	37	0	0	0	324	13.0
Career	74-0	---	383-813	.471	0-0	.000	232-314	.739	732	9.9	220-7	85	0	0	0	998	13.5

Laura Kurz #3

Year	G-GS	Min-Avg	FG-FGA	Pct	3P-3PA	Pct	FT-FTA	Pct	Reb	Avg	PF--FO	AST	TO	BS	ST	Pts	Avg
2004-05	35-0	535-15.3	78-154	.506	33-73	.452	8-11	.727	78	2.2	61-1	28	40	21	23	197	5.6
2005-06	30-0	347-11.6	62-115	.539	23-52	.442	14-16	.875	73	2.4	35-0	13	19	7	18	161	5.4
Career	65-0	882-13.6	140-269	.520	56-125	.448	22-27	.815	151	2.3	97-1	41	59	28	41	358	5.5

Kyra Lambert #15

Year	G-GS	Min-Avg	FG-FGA	Pct	3P-3PA	Pct	FT-FTA	Pct	Reb	Avg	PF--FO	AST	TO	BS	ST	Pts	Avg
2015-16	32-23	874/27.3	70-184	.380	18-56	.321	40-61	.656	88	2.8	79-1	79	62	5	36	198	6.2
2016-17	33-33	992-30.1	98-225	.436	23-58	.397	39-53	.736	122	3.7	44-1	116	58	5	56	258	7.8
Career	65-56	1866-28.7	168-409	.411	41-114	.360	79-114	.693	210	3.2	123-2	195	120	10	92	456	7.0

Ellen Langhi #40

Year	G-GS	Min-Avg	FG-FGA	Pct	3P-3PA	Pct	FT-FTA	Pct	Reb	Avg	PF--FO	AST	TO	BS	ST	Pts	Avg
1985-86	30-0	370-12.6	59-131	.450	0-0	.000	15-25	.600	75	2.5	21-0	16	29	2	4	133	4.4
1986-87	28-1	246-8.8	34-93	.366	0-0	.000	9-15	.600	41	1.5	20-1	18	20	1	2	77	2.8
1987-88	28-5	418-14.9	59-159	.371	2-10	.200	13-23	.565	56	2.0	30-1	34	45	0	5	133	4.8
1988-89	28-28	765-27.3	104-281	.370	17-61	.279	40-51	.784	97	3.5	59-2	50	55	3	14	265	9.5
Career	114-34	1808-15.9	256-664	.386	19-71	.268	77-114	.675	269	2.4	130-4	118	149	6	25	608	5.3

Celeste Lavoie #11

Year	G-GS	Min-Avg	FG-FGA	Pct	3P-3PA	Pct	FT-FTA	Pct	Reb	Avg	PF--FO	AST	TO	BS	ST	Pts	Avg
1990-91	11-0	62-5.6	80-24	.33	0-0	.000	3-4	.750	12	1.1	4-0	1	5	0	1	19	1.7
1991-92	29-29	792-27.3	157-305	.515	0-1	.000	556-89	.629	181	6.2	67-2	67	62	11	30	370	12.8
Career	40-29	854-21.4	165-329	.502	0-1	.000	59-93	.634	193	4.8	71-2	68	67	11	31	389	9.7

Sue Leonard #32

Year	G-GS	Min-Avg	FG-FGA	Pct	3P-3PA	Pct	FT-FTA	Pct	Reb	Avg	PF--FO	AST	TO	BS	ST	Pts	Avg
1978-79	14-0	---	7-32	.219	0-0	.000	6-10	.600	9	0.6	7-0	14	0	0	0	20	1.4
Career	14-0	---	7-32	.219	0-0	.000	6-10	.600	9	0.6	7-0	14	0	0	0	20	1.4

Tricia Liston #32

Year	G-GS	Min-Avg	FG-FGA	Pct	3P-3PA	Pct	FT-FTA	Pct	Reb	Avg	PF--FO	AST	TO	BS	ST	Pts	Avg
2010-11	32-2	384-12.0	60-131	.458	28-72	.389	29-42	.690	67	2.1	24-0	28	30	2	19	177	5.5
2011-12	33-17	871-26.4	134-276	.486	57-124	.460	72-83	.867	129	3.9	46-0	48	49	1	42	397	12.0
2012-13	36-28	1046-29.1	163-364	.448	80-172	.465	81-87	.931	182	5.1	90-0	52	72	3	35	487	13.5
2013-14	35-35	1098-31.4	209-398	.525	87-181	.481	98-115	.852	183	5.2	58-0	57	81	6	20	603	17.2
Career	136-82	3399-25.0	566-1169	.484	252-549	.459	280-327	.856	561	4.1	177-0	185	232	12	116	1664	12.2

Mary Lockey #24

Year	G-GS	Min-Avg	FG-FGA	Pct	3P-3PA	Pct	FT-FTA	Pct	Reb	Avg	PF--FO	AST	TO	BS	ST	Pts	Avg
1978-79	16-6	---	34-88	.386	0-0	.000	4-4	1.000	26	1.6	0-0	4	0	0	0	72	4.5
Career	16-6	---	34-88	.386	0-0	.000	4-4	1.000	26	1.6	0-0	4	0	0	0	72	4.5

Pam Markeiwicz #11

Year	G-GS	Min-Avg	FG-FGA	Pct	3P-3PA	Pct	FT-FTA	Pct	Reb	Avg	PF--FO	AST	TO	BS	ST	Pts	Avg
1978-79	21-5	---	38-82	.463	0-0	.000	8-11	.727	47	2.2	26-0	16	0	0	0	84	4.0
1979-80	21-1	---	19-41	.463	0-0	.000	4-4	1.000	10	.5	15-0	8	0	0	0	42	2.0
Career	42-6	---	57-123	.463	0-0	.000	12-15	.800	57	1.4	41-0	24	0	0	0	126	3.0

Kalita Marsh #15

Year	G-GS	Min-Avg	FG-FGA	Pct	3P-3PA	Pct	FT-FTA	Pct	Reb	Avg	PF--FO	AST	TO	BS	ST	Pts	Avg
2003-04	7-0	17-2.4	3-8	.375	1-2	.500	0-1	.000	4	.6	4-0	1	1	0	0	7	1.0
Career	7-0	17-2.4	3-8	.375	1-2	.500	0-1	.000	4	.6	4-0	1	1	0	0	7	1.0

Patti Martin #10

Year	G-GS	Min-Avg	FG-FGA	Pct	3P-3PA	Pct	FT-FTA	Pct	Reb	Avg	PF--FO	AST	TO	BS	ST	Pts	Avg
1981-82	11-4	---	7-20	.350	0-0	.000	1-2	.500	16	1.5	21-0	24	0	0	0	15	1.4
Career	11-4	---	7-20	.350	0-0	.000	1-2	.500	16	1.5	21-0	24	0	0	0	15	1.4

Kim Matthews #32

Year	G-GS	Min-Avg	FG-FGA	Pct	3P-3PA	Pct	FT-FTA	Pct	Reb	Avg	PF--FO	AST	TO	BS	ST	Pts	Avg
1978-79	22-19	---	65-164	.396	0-0	.000	53-81	.654	93	4.2	60-6	45	0	0	0	183	8.3
1919-80	27-9	---	60-159	.377	0-0	.000	65-101	.644	180	6.7	85-6	45	0	0	0	185	6.9
1980-81	17-7	---	29-72	.403	0-0	.000	41-54	.759	70	4.1	48-2	31	0	0	0	99	5.8
1981-82	28-10	---	48-101	.475	0-0	.000	49-62	.790	79	2.8	50-0	29	0	0	0	145	5.2
Career	94-45	---	202-496	.407	0-0	.000	208-298	.698	422	4.5	234-14	150	0	0	0	612	6.5

Erin Mathias #32

Year	G-GS	Min-Avg	FG-FGA	Pct	3P-3PA	Pct	FT-FTA	Pct	Reb	Avg	PF--FO	AST	TO	BS	ST	Pts	Avg
2014-15	27-0	235-8.7	16-43	.372	0-1	.000	12-20	.600	53	2.0	27-0	6	11	3	5	44	1.6
2015-16	30-3	252-8.4	21-56	.375	0-0	.000	12-21	.571	51	1.7	27-0	14	19	10	2	54	1.8
2016-17	34-6	565-16.6	52-130	.400	0-1	.000	28-39	.718	117	3.4	65-0	39	38	20	20	132	3.9
2017-18	33-33	970-29.4	115-241	.477	0-1	.000	55-73	.753	194	5.9	78-4	59	69	39	46	285	8.6
Career	124-42	2022-16.3	204-470	.434	0-3	.000	107-153	.699	415	3.3	197-4	118	137	72	73	515	4.2

Michele Matyasovsky #41

Year	G-GS	Min-Avg	FG-FGA	Pct	3P-3PA	Pct	FT-FTA	Pct	Reb	Avg	PF--FO	AST	TO	BS	ST	Pts	Avg
1999-00	32-7	632-19.8	96-214	.449	12-41	.293	30-42	.714	98	3.1	75-2	28	59	14	11	234	7.3
2000-01	33-9	598-18.1	80-170	.471	8-23	.348	21-30	.700	96	2.9	93-3	25	54	19	22	189	5.7
2001-02	35-17	751-21.5	90-174	.517	14-39	.359	30-33	.909	130	3.7	79-2	34	47	16	25	224	6.4
2002-03	36-36	739-20.5	74-172	.430	13-45	.289	19-28	.679	126	3.5	87-1	43	33	19	32	180	5.0
Career	136-69	2720-20.0	340-730	.466	47-148	.318	100-133	.752	450	3.3	334-8	130	193	68	90	827	6.1

Tara McCarthy #10

Year	G-GS	Min-Avg	FG-FGA	Pct	3P-3PA	Pct	FT-FTA	Pct	Reb	Avg	PF--FO	AST	TO	BS	ST	Pts	Avg
1977-78	20-17	---	127-263	.483	0-0	.000	77-124	.621	107	5.4	0-0	65	0	0	0	331	16.6
1978-79	22-22	---	123-272	.452	0-0	.000	56-82	.683	66	3.0	49-0	72	0	0	0	302	13.7
1979-80	25-23	---	104-278	.374	0-0	.000	38-62	.613	73	2.9	45-0	75	0	0	0	246	9.8
Career	67-62	---	354-813	.435	0-0	.000	171-268	.638	246	3.7	94-0	212	0	0	0	879	13.1

Dana McDonald #33

Year	G-GS	Min-Avg	FG-FGA	Pct	3P-3PA	Pct	FT-FTA	Pct	Reb	Avg	PF--FO	AST	TO	BS	ST	Pts	Avg
1989-90	28-5	601-21.5	113-272	.415	36-98	.367	16-25	.640	55	2.0	55-1	31	57	0	22	278	9.9
1990-91	27-13	714-26.4	104-275	.378	18-65	.277	31-39	.795	62	2.3	62-2	44	50	2	28	257	9.5
1991-92	26-9	582-22.4	81-196	.413	10-49	.204	19-26	.731	47	1.8	47-0	42	41	3	37	191	7.3
1992-93	17-11	316-18.6	52-134	.388	13-30	.433	17-21	.810	44	2.6	38-2	28	34	1	14	134	7.9
Career	98-38	2213-22.6	350-877	.399	77-42	.318	83-111	.748	208	2.1	202-5	145	182	6	101	860	8.8

Pam McFarland #4

Year	G-GS	Min-Avg	FG-FGA	Pct	3P-3PA	Pct	FT-FTA	Pct	Reb	Avg	PF--FO	AST	TO	BS	ST	Pts	Avg
1988-89	10-0	23-2.3	0-1	.000	0-0	.000	0-1	.000	1	0.1	2-0	1	5	0	2	0	0.0
1989-90	18-0	18-1.0	2-9	.222	0-0	.000	2-4	.500	7	0.4	7-0	15	11	0	4	6	0.3
1990-91	28-16	433-15.5	8-26	.308	0-0	.000	12-25	.480	30	1.1	52-0	51	75	4	27	28	1.0
1991-92	24-10	232-9.7	3-15	.200	0-0	.000	1-4	.250	18	0.8	25-0	17	30	0	12	7	0.3
Career	80-26	706-8.8	13-51	.255	0-0	.000	15-34	.441	56	0.7	86-0	84	121	4	45	41	0.5

Jennifer McGinnis #33

Year	G-GS	Min-Avg	FG-FGA	Pct	3P-3PA	Pct	FT-FTA	Pct	Reb	Avg	PF--FO	AST	TO	BS	ST	Pts	Avg
1994-1995	13-0	82-6.3	12-28	.429	5-15	.333	5-9	.556	29	2.2	10-0	3	6	3	5	34	2.6
Career	13-0	82-6.3	12-28	.429	5-15	.333	5-9	.556	29	2.2	10-0	3	6	3	5	34	2.6

Heather McKaig #5

Year	G-GS	Min-Avg	FG-FGA	Pct	3P-3PA	Pct	FT-FTA	Pct	Reb	Avg	PF--FO	AST	TO	BS	ST	Pts	Avg
1990-91	10-0	25-2.5	1-4	.250	0-0	.000	0-0	.000	1	0.1	0-0	0	2	0	1	2	0.2
1991-92	13-0	37-2.8	4-7	.571	0-0	.000	3-4	.750	7	0.5	3-0	3	2	0	0	11	0.8
1992-93	3-0	---	0-1	.000	0-0	.000	0-0	.000	0	0.0	0-0	0	1	0	0	0	0.0
Career	26-0	62-2.7	5-12	.417	0-0	.000	3-4	.750	8	0.3	3-0	3	5	0	1	13	0.5

Jackie McKisson #54

Year	G-GS	Min-Avg	FG-FGA	Pct	3P-3PA	Pct	FT-FTA	Pct	Reb	Avg	PF--FO	AST	TO	BS	ST	Pts	Avg
1989-90	25-0	191-7.6	27-51	.529	0-0	.000	18-26	.692	43	1.7	30-0	3	18	1	3	72	2.9
Career	25-0	191-7.6	27-51	.529	0-0	.000	18-26	.692	43	1.7	30-0	3	18	1	3	72	2.9

Nazrawit Medhanie #5

Year	G-GS	Min-Avg	FG-FGA	Pct	3P-3PA	Pct	FT-FTA	Pct	Reb	Avg	PF--FO	AST	TO	BS	ST	Pts	Avg
1995-96	29-5	392-13.5	37-84	.440	25-60	.417	11-16	.688	34	1.2	60-3	44	46	0	25	110	3.8
1996-97	26-0	361-13.9	29-65	.446	26-55	.473	3-7	.429	60	2.3	40-1	23	39	0	12	87	3.3
1997-98	27-0	340-12.6	27-102	.265	22-82	.268	26-32	.813	47	1.7	33-0	22	29	0	20	102	3.8
1998-99	26-1	326-12.5	27-74	.365	17-54	.315	14-27	.519	37	1.4	43-2	28	32	1	15	85	3.3
Career	108-6	1419-13.1	120-325	.369	90-251	.359	54-82	.659	178	1.6	176-6	117	146	1	72	384	3.4

Katie Meier #31

Year	G-GS	Min-Avg	FG-FGA	Pct	3P-3PA	Pct	FT-FTA	Pct	Reb	Avg	PF--FO	AST	TO	BS	ST	Pts	Avg
1985-86	30-5	725-24.8	168-339	.496	0-0	.000	102-138	.739	148	4.9	84-4	84	87	11	58	438	14.6
1986-87	29-29	978-33.7	196-408	.480	0-0	.000	98-150	.653	151	5.2	76-3	129	106	11	68	490	16.9
1987-88	22-17	578-26.3	110-237	.464	4-17	.235	80-107	.748	123	5.6	50-1	83	69	15	54	304	13.8
1989-90	28-28	1009-36.0	179-390	.459	4-15	.267	167-229	.729	248	8.9	83-2	113	99	16	52	529	18.9
Career	109-79	3310-30.4	653-1374	.475	8-32	.250	447-624	.716	670	6.1	293-10	409	361	53	232	1761	16.2

Kristina Meiman #21

Year	G-GS	Min-Avg	FG-FGA	Pct	3P-3PA	Pct	FT-FTA	Pct	Reb	Avg	PF--FO	AST	TO	BS	ST	Pts	Avg
1991-92	15-0	79-5.3	7-21	.333	2-3	.667	2-3	.667	10	0.7	2-0	10	5	0	3	18	1.2
1992-93	25-14	396-15.8	57-127	.449	12-33	.364	45-53	.849	46	1.8	25-1	27	32	2	16	171	6.8
1993-94	26-3	326-12.5	53-123	.431	27-64	.422	39-49	.796	42	1.6	34-0	43	36	0	18	172	6.6
1994-95	30-1	401-13.4	54-125	.432	25-67	.373	26-36	.722	76	2.5	49-0	39	34	0	12	159	5.3
Career	96-18	1202-12.5	171-396	.432	66-167	.395	112-141	.794	174	1.8	110-1	119	107	2	49	520	5.4

Candy Mikels #14

Year	G-GS	Min-Avg	FG-FGA	Pct	3P-3PA	Pct	FT-FTA	Pct	Reb	Avg	PF--FO	AST	TO	BS	ST	Pts	Avg
1981-82	27-2	---	47-113	.416	0-0	.000	36-49	.735	90	3.3	49-0	6	0	0	0	130	4.8
1982-83	25-0	206-8.2	56-123	.455	0-0	.000	30-52	.577	80	3.2	60-2	11	43	2	9	142	5.7
1983-84	27-19	708-26.2	136-292	.466	0-0	.000	115-157	.732	171	6.3	91-6	21	84	9	20	387	14.3
1984-85	27-26	829-30.7	135-314	.430	0-0	.000	69-93	.742	213	7.9	32-0	71	73	13	29	339	12.6
Career	106-47	1743-22.1	374-842	.444	0-0	.000	250-351	.712	554	5.2	232-8	109	200	24	58	998	9.4

Brittany Mitch #22

Year	G-GS	Min-Avg	FG-FGA	Pct	3P-3PA	Pct	FT-FTA	Pct	Reb	Avg	PF--FO	AST	TO	BS	ST	Pts	Avg
2005-06	3-0	43-14.3	4-8	.500	1-4	.250	0-1	.000	4	1.3	6-0	10	7	1	4	9	3.0
2006-07	33-0	492-14.9	42-94	.447	13-44	.295	13-26	.500	64	1.9	48-0	37	29	3	35	110	3.3
2007-08	23-5	232-10.1	20-49	.408	4-22	.182	3-6	.500	20	0.9	21-0	24	15	1	19	47	2.0
Career	59-5	767-13.0	66-151	.437	18-70	.257	16-33	.485	88	1.5	75-0	71	51	5	58	166	2.8

Bridgette Mitchell #15

Year	G-GS	Min-Avg	FG-FGA	Pct	3P-3PA	Pct	FT-FTA	Pct	Reb	Avg	PF--FO	AST	TO	BS	ST	Pts	Avg
2006-07	33-0	405-12.3	64-124	.516	1-2	.500	33-2	.786	133	4.0	59-0	17	33	10	32	162	4.9
2007-08	29-6	279-9.6	28-78	.359	2-10	.200	17-33	.515	75	2.6	31-0	23	22	5	14	75	2.6
2008-09	33-11	411-12.5	56-134	.418	4-12	.333	31-41	.756	119	3.6	57-0	18	36	12	25	147	4.5
2009-10	36-26	743-20.6	118-264	.447	11-41	.268	55-69	.797	165	4.6	95-1	39	63	20	56	302	8.4
Career	131-43	266-600	266-600	.443	18-65	.278	136-185	.735	492	3.8	242-1	97	154	47	127	686	5.2

Sue Monroe #31

Year	G-GS	Min-Avg	FG-FGA	Pct	3P-3PA	Pct	FT-FTA	Pct	Reb	Avg	PF--FO	AST	TO	BS	ST	Pts	Avg
1977-78	12-1	---	2-11	.182	0-0	.000	4-4	1.000	6	0.5	0-0	0	0	0	0	8	0.7
1978-79	15-1	---	5-18	.278	0-0	.000	4-6	.667	11	0.7	15-0	4	0	0	0	14	0.9
1979-80	23-0	---	6-10	.600	0-0	.000	6-9	.667	16	0.7	15-0	8	0	0	0	18	0.8
Career	50-2	---	13-39	.333	0-0	.000	14-19	.737	33	0.7	30-0	12	0	0	0	40	0.8

Sierra Moore #5

Year	G-GS	Min-Avg	FG-FGA	Pct	3P-3PA	Pct	FT-FTA	Pct	Reb	Avg	PF-FO	AST	TO	BS	ST	Pts	Avg
2012-13	25-0	194-7.8	26-58	.448	0-0	.000	11-22	.500	24	1.0	21-0	12	6	2	11	63	2.5
Career	25-0	194-7.8	26-58	.448	0-0	.000	11-22	.500	24	1.0	21-0	12	6	2	11	63	2.5

Chris Moreland #24

Year	G-GS	Min-Avg	FG-FGA	Pct	3P-3PA	Pct	FT-FTA	Pct	Reb	Avg	PF-FO	AST	TO	BS	ST	Pts	Avg
1984-85	25-25	797-31.9	163-288	.566	----	----	113-160	.706	238	9.5	75-2	32	68	10	18	439	17.6
1985-86	30-29	917-30.6	254-438	.580	----	----	183-267	.685	354	11.8	78-1	20	74	9	25	691	23.0
1986-87	28-27	944-33.7	219-396	.553	----	----	148-222	.667	294	10.5	76-0	39	69	5	24	586	20.9
1987-88	28-28	891-31.8	192-326	.589	0-0	.000	132-219	.603	343	12.3	83-3	28	66	4	27	516	18.4
Career	111-109	3549-32.0	828-1448	.572	0-0	.000	576-868	.664	1229	11.1	312-6	119	277	28	94	2232	20.1

Dana Morgan #14

Year	G-GS	Min-Avg	FG-FGA	Pct	3P-3PA	Pct	FT-FTA	Pct	Reb	Avg	PF-FO	AST	TO	BS	ST	Pts	Avg
2003-04	10-0	38-3.8	4-10	.400	2-5	.400	0-0	.000	2	0.2	5-0	1	3	0	6	10	1
Career	10-0	38-3.8	4-10	.400	2-5	.400	0-0	.000	2	0.2	5-0	1	3	0	6	10	1

Leigh Morgan #20

Year	G-GS	Min-Avg	FG-FGA	Pct	3P-3PA	Pct	FT-FTA	Pct	Reb	Avg	PF-FO	AST	TO	BS	ST	Pts	Avg
1986-87	22-0	139-6.3	10-29	.345	0-0	.000	6-8	.750	8	0.4	12-0	16	23	1	4	26	1.2
1987-88	28-26	892-31.9	59-145	.407	16-50	.320	37-50	.740	55	2.0	58-1	93	87	1	30	171	6.1
1988-89	28-25	869-31.0	65-160	.406	29-69	.420	28-36	.778	65	2.3	66-3	118	72	0	26	187	6.7
1989-90	28-28	994-35.5	68-180	.378	45-110	.409	23-28	.821	63	2.3	60-2	113	88	1	26	204	7.3
Career	106-79	2894-27.8	202-514	.393	90-229	.393	94-122	.770	191	1.8	196-6	340	270	3	86	588	5.7

Tarlough Morgan #44

Year	G-GS	Min-Avg	FG-FGA	Pct	3P-3PA	Pct	FT-FTA	Pct	Reb	Avg	PF-FO	AST	TO	BS	ST	Pts	Avg
1977-78	4-0	---	0-1	.000	0-0	.000	0-0	.000	0	0	0	0	0	0	0	0	0.0
Career	4-0	---	0-1	.000	0-0	.000	0-0	.000	0	0	0	0	0	0	0	0	0.0

Sheana Mosch #3

Year	G-GS	Min-Avg	FG-FGA	Pct	3P-3PA	Pct	FT-FTA	Pct	Reb	Avg	PF-FO	AST	TO	BS	ST	Pts	Avg
1999-00	34-18	846-24.9	107-249	.430	11-28	.393	82-101	.812	112	3.3	49-1	65	67	3	51	307	9.0
2000-01	34-34	915-26.9	129-276	.467	7-18	.389	99-125	.792	154	4.5	41-0	66	60	5	42	364	10.7
2001-02	35-15	868-24.8	109-243	.449	12-39	.308	90-108	.833	123	3.5	46-1	86	57	5	33	320	9.1
2002-03	37-6	739-20.0	103-240	.429	11-38	.289	75-102	.735	111	3.0	48-0	54	39	3	57	292	7.9
Career	140-73	3368-24.1	448-1008	.444	41-123	.333	346-436	.794	500	3.6	184-2	271	223	16	183	1283	9.2

Uchenna Nwoke #13

Year	G-GS	Min-Avg	FG-FGA	Pct	3P-3PA	Pct	FT-FTA	Pct	Reb	Avg	PF-FO	AST	TO	BS	ST	Pts	Avg
2018-19	8-0	20-2.5	1-4	.250	0-0	.000	0-0	.000	3	0.4	3-0	0	3	0	1	2	0.3
Career	8-0	20-2.5	1-4	.250	0-0	.000	0-0	.000	3	0.4	3-0	0	3	0	1	2	0.3

Leaonna Odom #5

Year	G-GS	Min-Avg	FG-FGA	Pct	3P-3PA	Pct	FT-FTA	Pct	Reb	Avg	PF-FO	AST	TO	BS	ST	Pts	Avg
2016-17	34-17	784-23.1	115-212	.542	0-2	.000	46-72	.639	156	4.6	82-0	24	49	32	39	276	8.1
2017-18	33-27	987-29.9	139-263	.529	0-1	.000	40-67	.597	207	6.3	78-0	55	57	38	36	318	9.6
2018-19	30-29	1033-34.4	169-334	.506	0-1	.000	56-95	.589	192	6.4	72-1	76	94	27	49	394	13.1
Career	97-73	2804-28.9	423-809	.523	0-4	.000	142-234	.607	555	5.7	232-1	155	200	97	124	988	10.2

Kira Orr #12

Year	G-GS	Min-Avg	FG-FGA	Pct	3P-3PA	Pct	FT-FTA	Pct	Reb	Avg	PF-FO	AST	TO	BS	ST	Pts	Avg
1993-94	27-0	466-17.3	44-115	.383	7-31	.226	19-35	.543	49	1.8	47-0	56	73	1	28	114	4.2
1994-95	30-29	974-32.5	125-330	.379	28-91	.308	54-81	.667	121	4.0	73-1	126	103	1	57	332	11.1
1995-96	33-33	1151-34.9	155-371	.418	42-133	.316	82-113	.726	173	5.2	54-0	170	112	0	60	434	13.2
1996-97	29-29	984-33.9	176-419	.420	56-161	.348	100-120	.833	162	5.6	57-0	93	96	3	59	508	17.5
Career	119-91	3575-30.0	500-1235	.405	133-416	.320	255-349	.731	505	4.2	231-1	445	384	5	204	1388	11.7

Rochelle Parent #4

Year	G-GS	Min-Avg	FG-FGA	Pct	3P-3PA	Pct	FT-FTA	Pct	Reb	Avg	PF-FO	AST	TO	BS	ST	Pts	Avg
1997-98	23-3	279-12.1	33-55	.600	1-2	.500	25-47	.532	89	3.9	36-1	23	27	3	13	92	4.0
1998-99	32-10	442-13.8	52-80	.650	0-0	.000	27-38	.711	108	3.4	67-2	22	35	8	28	131	4.1
1999-00	32-30	764-23.9	66-114	.579	0-0	.000	49-65	.754	218	6.8	118-9	47	64	13	45	181	5.7
2000-01	34-34	887-26.1	63-120	.525	0-1	.000	51-89	.573	205	6.0	107-6	58	61	33	57	177	5.2
Career	121-77	2372-19.6	214-369	.580	1-3	.333	152-239	.636	620	5.1	328-18	150	187	57	143	581	4.8

Haley Peters #33

Year	G-GS	Min-Avg	FG-FGA	Pct	3P-3PA	Pct	FT-FTA	Pct	Reb	Avg	PF--FO	AST	TO	BS	ST	Pts	Avg
2010-11	36-9	635-17.6	97-186	.522	6-21	.286	25-34	.735	131	3.6	76-1	24	64	7	16	225	6.3
2011-12	33-33	902-27.3	155-303	.512	18-41	.439	29-39	.744	186	5.6	82-2	44	82	9	44	357	10.8
2012-13	36-36	1083-30.1	184-363	.507	27-57	.474	43-56	.768	273	7.6	91-5	67	97	17	40	438	12.2
2013-14	31-31	966-31.2	143-307	.466	18-56	.321	43-63	.683	236	7.6	61-0	54	82	6	39	347	11.2
Career	136-109	3586-26.4	579-1159	.500	69-175	.394	140-192	.729	826	6.1	310-8	189	325	39	139	1367	10.1

Marcy Peterson #22

Year	G-GS	Min-Avg	FG-FGA	Pct	3P-3PA	Pct	FT-FTA	Pct	Reb	Avg	PF--FO	AST	TO	BS	ST	Pts	Avg
1988-89	27-1	474-17.6	75-201	.373	2-12	.167	39-58	.672	120	4.4	49-0	16	32	10	19	191	7.1
1989-90	27-22	739-27.4	97-254	.382	1-6	.167	28-59	.475	137	5.1	55-3	26	48	6	31	223	8.3
Career	54-23	1213-22.5	172-455	.378	3-18	.167	67-117	.573	257	4.8	104-3	42	80	16	50	414	7.7

Crystal Primm #13

YEAR	G-GS	MIN-AVG	FG-FGA	PCT	3P-3PA	PCT	FT-FTA	PCT	REB	AVG	PF-FO	AST	TO	BS	ST	PTS	AVG
2015-16	32-14	600/18.8	55-137	.401	0-3	.000	36-61	.590	82	2.6	58-0	26	50	0	20	146	4.6
2016-17	33-0	363-11.0	25-67	.373	0-0	.000	34-53	.642	53	1.6	34-0	30	26	0	19	84	2.5
Career	65-14	963-14.8	80-204	.392	0-3	.000	70-114	.614	135	2.1	92-0	56	76	0	39	230	3.5

Mary Ann Puckett #55

Year	G-GS	Min-Avg	FG-FGA	Pct	3P-3PA	Pct	FT-FTA	Pct	Reb	Avg	PF--FO	AST	TO	BS	ST	Pts	Avg
1993-94	5-0	30-6.0	7-9	.778	0-0	.000	2-4	.500	7	1.4	6-0	2	1	1	0	16	3.2
Career	5-0	30-6.0	7-9	.778	0-0	.000	2-4	.500	7	1.4	6-0	2	1	1	0	16	3.2

Kathy Radabaugh #30

Year	G-GS	Min-Avg	FG-FGA	Pct	3P-3PA	Pct	FT-FTA	Pct	Reb	Avg	PF--FO	AST	TO	BS	ST	Pts	Avg
1985-86	12-0	36-3.0	1-1	1.000	0-0	.000	2-5	.400	1	0.1	0-0	2	2	0	0	4	0.3
Career	12-0	36-3.0	1-1	1.000	0-0	.000	2-5	.400	1	0.1	0-0	2	2	0	0	4	0.3

Holly Reid #41

Year	G-GS	Min-Avg	FG-FGA	Pct	3P-3PA	Pct	FT-FTA	Pct	Reb	Avg	PF--FO	AST	TO	BS	ST	Pts	Avg
1979-80	23-0	---	16-48	.333	0-0	.000	10-18	.556	31	1.3	13-0	1.3	0	0	0	42	1.8
1980-81	19-1	---	17-38	.447	0-0	.000	6-9	.667	31	1.6	15-0	6	0	0	0	40	2.1
Career	42-1	---	33-86	.384	0-0	.000	16-27	.593	62	1.5	28-0	9	0	0	0	82	2.0

Lauren Rice #40

Year	G-GS	Min-Avg	FG-FGA	Pct	3P-3PA	Pct	FT-FTA	Pct	Reb	Avg	PF--FO	AST	TO	BS	ST	Pts	Avg
1996-97	28-4	356-12.7	29-70	.414	12-29	.414	21-28	.750	78	2.8	43-1	17	34	2	17	91	3.3
1997-98	32-6	556-17.4	58-138	.420	8-30	.267	71-98	.724	163	5.1	51-1	39	51	1	20	195	6.1
1998-99	32-3	533-16.7	47-115	.409	8-26	.308	74-92	.804	131	4.1	55-0	39	52	6	35	176	5.5
1999-00	34-32	1010-29.7	99-233	.425	37-104	.356	93-124	.750	234	6.9	81-3	109	96	8	60	328	9.6
Career	126-45	2455-19.5	233-556	.419	65-189	.344	259-342	.757	606	4.8	230-5	204	233	17	132	790	6.3

Mercedes Riggs #12

Year	G-GS	Min-Avg	FG-FGA	Pct	3P-3PA	Pct	FT-FTA	Pct	Reb	Avg	PF--FO	AST	TO	BS	ST	Pts	Avg
2014-15	32-2	415-13.0	16-59	.271	15-54	.278	4-7	.571	27	0.8	26-0	29	22	1	16	51	1.6
2015-16	24-1	98/4.1	0-9	.000	0-9	.000	2-4	.500	6	0.3	6-0	4	4	0	3	2	0.1
Career	56-3	513/9.2	16-68	.235	15-63	.238	6-11	.545	33	0.6	32-0	33	26	1	19	53	1.0

Teri Rodgers #3

Year	G-GS	Min-Avg	FG-FGA	Pct	3P-3PA	Pct	FT-FTA	Pct	Reb	Avg	PF--FO	AST	TO	BS	ST	Pts	Avg
1987-88	20-0	134-6.7	5-12	.417	0-2	.000	4-7	.571	9	0.5	6-0	18	21	0	2	14	0.7
1988-89	17-0	79-4.6	0-5	.000	0-1	.000	5-7	.714	7	0.4	2-0	9	8	0	3	5	0.3
1989-90	18-0	45-2.5	0-1	.000	0-0	.000	4-6	.667	3	0.2	5-0	2	8	0	1	4	0.2
Career	55-0	258-4.7	5-18	.278	0-3	.000	13-20	.650	19	0.3	13-0	29	37	0	6	23	0.4

Alexis Rogers #32

Year	G-GS	Min-Avg	FG-FGA	Pct	3P-3PA	Pct	FT-FTA	Pct	Reb	Avg	PF--FO	AST	TO	BS	ST	Pts	Avg
2009-10	24-0	125-5.2	15-36	.417	0-8	.000	5-7	.714	38	1.6	20-0	8	13	1	8	35	1.5
Career	24-0	125-5.2	15-36	.417	0-8	.000	5-7	.714	38	1.6	20-0	8	13	1	8	35	1.5

Jennifer Rokus #42

Year	G-GS	Min-Avg	FG-FGA	Pct	3P-3PA	Pct	FT-FTA	Pct	Reb	Avg	PF--FO	AST	TO	BS	ST	Pts	Avg
1979-80	16-0	---	2-9	.222	0-0	.000	3-5	.600	8	0.5	3-0	1	0	0	0	7	0.4
Career	16-0	---	2-9	.222	0-0	.000	3-5	.600	8	0.5	3-0	1	0	0	0	7	0.4

Sofia Roma #11

Year	G-GS	Min-Avg	FG-FGA	Pct	3P-3PA	Pct	FT-FTA	Pct	Reb	Avg	PF--FO	AST	TO	BS	ST	Pts	Avg
2017-18	12-0	71-5.9	4-12	.333	0-0	.000	1-5	.200	16	1.3	10-0	3	8	0	4	9	0.8
2018-19	24-0	129-5.4	3-6	.500	0-0	.000	3-3	1.000	23	1.0	22-0	5	11	2	1	9	0.4
Career	36-0	200-5.6	7-18	.389	0-0	.000	4-8	.500	39	1.1	32-0	8	19	2	5	18	0.5

Claire Rose #20

Year	G-GS	Min-Avg	FG-FGA	Pct	3P-3PA	Pct	FT-FTA	Pct	Reb	Avg	PF--FO	AST	TO	BS	ST	Pts	Avg
1979-80	27-0	---	50-135	.370	0-0	.000	24-38	.632	34	1.3	27-0	34	0	0	0	124	4.6
1980-81	24-14	---	96-241	.398	0-0	.000	31-41	.756	42	1.8	53-2	97	0	0	0	223	9.3
1981-82	29-21	---	95-240	.396	0-0	.000	51-65	.785	40	1.4	59-0	122	0	0	0	241	8.3
1982-83	25-20	405-16.2	66-160	.413	0-0	.000	54-63	.857	38	1.5	44-0	82	45	3	27	186	7.4
Career	105-55	405-16.2	307-776	.396	0-0	.000	160-207	.773	154	1.5	183-2	335	45	3	27	774	7.4

Angela Salvadores #3

Year	G-GS	MIN-AVG	FG-FGA	PCT	3P-3PA	PCT	FT-FTA	PCT	REB	AVG	PF-FO	AST	TO	BS	ST	PTS	AVG
2015-16	29-15	751-25.9	93-216	.431	26-75	.347	41-63	.651	81	2.8	50-0	96	94	4	35	253	8.7
Career	29-15	751-25.9	93-216	.431	26-75	.347	41-63	.651	81	2.8	50-0	96	94	4	35	253	8.7

Jennifer Scanlon #13

Year	G-GS	Min-Avg	FG-FGA	Pct	3P-3PA	Pct	FT-FTA	Pct	Reb	Avg	PF--FO	AST	TO	BS	ST	Pts	Avg
1992-93	27-4	592-21.9	102-255	.400	25-63	.397	40-68	.588	76	2.8	42-0	34	49	2	22	269	10.0
1993-94	27-25	676-25.0	118-267	.442	35-95	.368	45-59	.769	70	2.6	44-0	52	55	7	32	316	11.7
1994-95	31-31	947-30.5	142-337	.421	51-131	.389	69-100	.690	108	3.5	61-1	66	80	1	37	404	13.0
1995-96	33-33	1089-33.0	140-347	.403	48-131	.366	60-88	.682	136	4.1	60-1	107	70	2	31	388	11.8
Career	118-93	3304-28.0	502-1206	.416	159-420	.379	214-315	.679	390	3.3	207-2	259	254	12	122	1377	11.7

Kathleen Scheer #24

Year	G-GS	Min-Avg	FG-FGA	Pct	3P-3PA	Pct	FT-FTA	Pct	Reb	Avg	PF--FO	AST	TO	BS	ST	Pts	Avg
2008-09	22-0	134-6.1	20-56	.357	12-30	.400	2-6	.333	31	1.4	17-0	5	14	6	10	54	2.5
2009-10	29-0	190-6.6	22-74	.297	11-51	.216	11-17	.647	33	1.1	10-0	9	15	4	9	66	2.3
2010-11	36-15	458-12.7	44-127	.346	14-48	.292	15-24	.625	98	2.7	66-1	30	27	26	23	117	3.3
2011-12	33-3	387-11.7	39-93	.419	6-30	.200	12-17	.706	88	2.7	41-0	19	28	18	19	96	2.9
Career	120-18	1169-9.7	125-350	.357	43-159	.270	40-64	.625	250	2.1	134-1	63	84	54	61	333	2.8

Emily Schubert #30

Year	G-GS	Min-Avg	FG-FGA	Pct	3P-3PA	Pct	FT-FTA	Pct	Reb	Avg	PF--FO	AST	TO	BS	ST	Pts	Avg
2017-18	6-0	12-2.0	0-1	.000	0-0	.000	0-0	.000	0	0.0	2-0	1	0	2	0	0	0.0
2018-19	5-0	13-2.6	0-4	.000	0-0	.000	0-0	.000	0	0.0	2-0	0	1	0	0	0	0.0
Career	11-0	25-2.3	0-5	.000	0-0	.000	0-0	.000	0	0.0	4-0	1	1	2	0	0	0.0

Georgia Schweitzer #23

Year	G-GS	Min-Avg	FG-FGA	Pct	3P-3PA	Pct	FT-FTA	Pct	Reb	Avg	PF--FO	AST	TO	BS	ST	Pts	Avg
1997-98	32-15	816-25.5	85-205	.415	37-104	.356	40-54	.741	89	2.8	47-0	73	52	4	41	247	7.7
1998-99	36-32	958-26.6	132-270	.489	40-96	.417	56-83	.675	147	4.1	63-0	103	83	14	35	360	10.0
1999-00	34-34	1069-31.4	187-408	.458	60-149	.403	98-127	.772	136	4.0	42-0	112	83	12	45	532	15.6
2000-01	34-34	1100-32.4	175-365	.479	65-155	.419	66-94	.702	161	4.7	58-0	140	92	11	50	481	14.1
Career	136-115	3943-29.0	579-1248	.464	202-504	.401	260-358	.726	533	3.9	210-0	428	310	41	171	1620	11.9

Shay Selby #3

Year	G-GS	Min-Avg	FG-FGA	Pct	3P-3PA	Pct	FT-FTA	Pct	Reb	Avg	PF--FO	AST	TO	BS	ST	Pts	Avg
2008-09	26-0	233-9.0	25-58	.431	10-24	.417	10-18	.556	20	0.8	21-0	13	28	2	15	70	2.7
2009-10	35-0	382-10.9	37-93	.398	16-48	.333	15-20	.750	52	1.5	32-0	36	28	3	32	105	3.0
2010-11	34-10	443-13.0	49-125	.392	23-57	.404	7-10	.700	51	1.5	32-0	49	32	1	30	128	3.8
2011-12	27-18	694-25.7	69-170	.406	17-63	.270	30-39	.769	82	3.0	45-0	69	53	5	45	185	6.9
Career	122-28	1752-14.4	180-446	.404	66-192	.344	62-87	.713	205	1.7	130-0	167	141	11	122	488	4.0

Brooke Smith #22

Year	G-GS	Min-Avg	FG-FGA	Pct	3P-3PA	Pct	FT-FTA	Pct	Reb	Avg	PF--FO	AST	TO	BS	ST	Pts	Avg
2002-03	25-0	233-9.3	34-64	.531	0-1	.000	17-26	.654	62	2.5	16-0	9	16	11	11	85	3.4
Career	25-0	233-9.3	34-64	.531	0-1	.000	17-26	.654	62	2.5	16-0	9	16	11	11	85	3.4

Wanisha Smith #23

Year	G-GS	Min-Avg	FG-FGA	Pct	3P-3PA	Pct	FT-FTA	Pct	Reb	Avg	PF--FO	AST	TO	BS	ST	Pts	Avg
2004-05	36-35	1163-32.3	134-312	.429	41-100	.410	85-118	.720	101	2.8	80-3	154	134	3	61	394	10.9
2005-06	35-20	738-21.1	98-224	.438	20-63	.317	43-61	.705	96	2.7	56-2	121	74	4	42	259	7.4
2006-07	34-34	930-27.4	105-251	.418	27-75	.360	83-110	.755	147	4.3	48-0	135	89	3	36	320	9.4
2007-08	30-30	825-27.5	90-259	.347	30-98	.306	73-96	.760	94	3.1	44-0	86	78	1	28	283	9.4
Career	135-119	3656-27.1	427-1046	.408	118-336	.351	284-385	.738	438	3.2	228-5	496	375	11	167	1256	9.3

Amy Smolens #22

Year	G-GS	Min-Avg	FG-FGA	Pct	3P-3PA	Pct	FT-FTA	Pct	Reb	Avg	PF--FO	AST	TO	BS	ST	Pts	Avg
1977-78	4-0	---	1-1	1.000	0-0	.000	0-0	.000	0	0.0	0-0	0	0	0	0	2	0.5
Career	4-0	---	1-1	1.000	0-0	.000	0-0	.000	0	0.0	0-0	0	0	0	0	2	0.5

Carolyn Sonzogni #22

Year	G-GS	Min-Avg	FG-FGA	Pct	3P-3PA	Pct	FT-FTA	Pct	Reb	Avg	PF--FO	AST	TO	BS	ST	Pts	Avg
1983-84	21-0	202-9.6	41-95	.432	0-0	.000	22-32	.688	23	1.1	24-0	12	27	0	12	104	5.0
1984-85	21-0	136-6.5	17-45	.378	0-0	.000	11-18	.611	16	0.8	15-0	10	20	2	5	45	2.1
1985-86	30-4	551-18.4	66-142	.465	0-0	.000	49-65	.754	32	1.1	63-2	63	79	4	40	181	6.0
1986-87	29-16	667-23.0	71-153	.464	0-0	.000	29-46	.630	41	1.4	72-4	87	91	2	44	171	5.9
Career	101-20	1556-15.4	195-435	.448	0-0	.000	111-161	.689	112	1.1	174-6	172	217	8	101	501	5.0

Alice Steuby #13

Year	G-GS	Min-Avg	FG-FGA	Pct	3P-3PA	Pct	FT-FTA	Pct	Reb	Avg	PF--FO	AST	TO	BS	ST	Pts	Avg
1989-90	7-0	19-2.7	2-2	1.000	0-0	.000	0-2	.000	5	0.7	1-0	0	2	0	0	4	0.6
Career	7-0	19-2.7	2-2	1.000	0-0	.000	0-2	.000	5	0.7	1-0	0	2	0	0	4	0.6

Azurá Stevens #11

Year	G-GS	Min-Avg	FG-FGA	Pct	3P-3PA	Pct	FT-FTA	Pct	Reb	Avg	PF--FO	AST	TO	BS	ST	Pts	Avg
2014-15	33-26	950-28.8	194-379	.512	13-46	.283	65-109	.596	271	8.2	55-0	56	85	30	35	466	14.1
2015-16	25-25	781/31.2	189-353	.535	19-53	.358	75-100	.750	241	9.6	52-1	41	67	53	32	439	18.9
Career	58-51	1731-29.8	383-732	.523	32-99	.323	140-209	.670	512	8.8	107-1	97	152	83	67	938	16.2

Faith Suggs #14

Year	G-GS	MIN-AVG	FG-FGA	PCT	3P-3PA	PCT	FT-FTA	PCT	REB	AVG	PF-FO	AST	TO	BS	ST	PTS	AVG
2015-16	29-1	257/8.9	19-56	.339	8-25	.320	12-23	.522	46	1.6	33-0	8	20	0	9	58	2.0
2016-17	32-0	194-6.1	16-47	.340	2-21	.095	2-4	.500	25	0.8	16-0	8	8	0	13	36	1.1
2017-18	31-7	351-11.3	22-53	.415	6-18	.333	19-33	.576	48	1.5	24-0	10	16	1	9	69	2.2
2018-19	30-16	517-17.2	37-87	.425	6-17	.353	13-26	.500	78	2.6	44-0	14	41	3	21	93	3.1
Career	122-24	1319/10.8	94-243	.387	22-81	.272	46-86	.535	197	1.6	117-0	40	85	4	52	156	2.1

Sarah Sullivan #11

Year	G-GS	Min-Avg	FG-FGA	Pct	3P-3PA	Pct	FT-FTA	Pct	Reb	Avg	PF--FO	AST	TO	BS	ST	Pts	Avg
1982-83	25-23	313-12.5	73-158	.462	0-0	.000	17-46	.370	140	5.6	83-5	11	20	68	3	163	6.5
1983-84	3-1	15-5.0	0-3	.000	0-0	.000	0-2	.000	4	1.3	7-0	0	2	2	1	0	0.0
1984-85	26-26	621-23.9	71-164	.433	0-0	.000	41-61	.672	139	5.3	93-5	38	52	37	7	183	7.0
1985-86	30-30	756-25.2	79-202	.391	0-0	.000	37-69	.536	214	7.1	112-6	27	44	58	16	195	6.5
1986-87	29-24	661-22.8	53-115	.461	0-0	.000	36-58	.621	174	6.0	105-7	30	48	45	17	142	4.9
Career	113-104	2366-20.9	276-642	.430	0-0	.000	131-236	.555	671	5.9	400-23	106	166	210	44	683	6.0

Sigrid Taylor #41

Year	G-GS	Min-Avg	FG-FGA	Pct	3P-3PA	Pct	FT-FTA	Pct	Reb	Avg	PF--FO	AST	TO	BS	ST	Pts	Avg
1977-78	13-0	0-0.0	2-8	.250	0-0	.000	3-10	.300	13	1.0	0-0	1	0	0	0	7	0.5
Career	13-0	0-0.0	2-8	.250	0-0	.000	3-10	.300	13	1.0	0-0	1	0	0	0	7	0.5

Kathy Tenney #22

Year	G-GS	Min-Avg	FG-FGA	Pct	3P-3PA	Pct	FT-FTA	Pct	Reb	Avg	PF--FO	AST	TO	BS	ST	Pts	Avg
1980-81	5-0	---	0-0	.000	0-0	.000	1-2	.500	0	0.0	1-0	0	0	0	0	1	0.2
Career	5-0	---	0-0	.000	0-0	.000	1-2	.500	0	0.0	1-0	0	0	0	0	1	0.2

Jasmine Thomas #5

Year	G-GS	Min-Avg	FG-FGA	Pct	3P-3PA	Pct	FT-FTA	Pct	Reb	Avg	PF--FO	AST	TO	BS	ST	Pts	Avg
2007-08	35-20	884-25.3	112-319	.351	24-97	.247	29-48	.604	98	2.8	55-0	82	88	30	52	277	7.9
2008-09	30-28	885-29.5	112-310	.361	28-98	.286	55-74	.743	82	2.7	48-0	98	78	7	50	307	10.2
2009-10	36-36	1168-32.4	206-532	.387	63-177	.356	102-129	.791	153	4.3	63-0	146	115	7	100	577	16.0
2010-11	36-36	1172-32.6	199-513	.388	65-166	.392	80-121	.661	139	3.9	57-0	123	104	20	85	543	15.1
Career	137-120	4109-30.0	629-1674	.376	180-538	.335	266-372	.715	472	3.4	223-0	449	385	64	287	1704	12.4

Krystal Thomas #34

Year	G-GS	Min-Avg	FG-FGA	Pct	3P-3PA	Pct	FT-FTA	Pct	Reb	Avg	PF--FO	AST	TO	BS	ST	Pts	Avg
2007-08	30-0	359-12.0	52-112	.464	0-0	.000	26-42	.619	105	3.5	47-0	13	44	35	14	130	4.3
2008-09	33-0	383-11.6	50-118	.424	0-0	.000	42-63	.667	133	4.0	38-1	7	48	32	9	142	4.3
2009-10	36-26	852-23.7	100-199	.503	0-2	.000	64-112	.571	238	6.6	78-1	30	73	70	21	264	7.3
2010-11	36-36	981-27.3	109-231	.472	0-0	.000	57-104	.548	300	8.3	75-1	42	79	59	41	275	7.6
Career	135-62	2575-19.1	311-600	.471	0-2	.000	189-321	.589	779	5.7	238-3	92	244	196	85	811	6.0

Patti Thomasson #11, #12

Year	G-GS	Min-Avg	FG-FGA	Pct	3P-3PA	Pct	FT-FTA	Pct	Reb	Avg	PF--FO	AST	TO	BS	ST	Pts	Avg
1979-80	27-27	---	84-215	.391	0-0	.000	16-21	.762	77	2.9	69-4	93	0	0	0	184	6.8
1980-81	25-13	---	40-104	.385	0-0	.000	16-21	.762	35	1.4	61-4	93	0	0	0	96	3.8
Career	52-40	---	124-319	.389	0-0	.000	35-42	.762	112	2.2	130-8	186	0	0	0	280	5.4

Iceiss Tillis #33

Year	G-GS	Min-Avg	FG-FGA	Pct	3P-3PA	Pct	FT-FTA	Pct	Reb	Avg	PF--FO	AST	TO	BS	ST	Pts	Avg
2000-01	34-25	829-24.4	118-270	.437	27-74	.365	29-40	.725	188	5.5	86-2	60	70	40	54	292	8.6
2001-02	34-33	1032-30.4	197-436	.452	30-89	.337	62-91	.681	271	8.0	91-2	94	99	30	79	486	14.3
2002-03	37-37	1128-30.5	212-476	.445	47-122	.385	64-80	.800	273	7.4	93-3	79	91	38	80	535	14.5
2003-04	32-32	897-28.0	146-355	.411	24-82	.293	83-96	.865	214	6.7	82-3	68	61	43	57	399	12.5
Career	137-127	3886-28.4	673-1537	.438	128-367	.349	238-307	.775	946	6.9	352-10	301	321	151	270	1712	12.5

Madison Treece #44

Year	G-GS	Min-Avg	FG-FGA	Pct	3P-3PA	Pct	FT-FTA	Pct	Reb	Avg	PF--FO	AST	TO	BS	ST	Pts	Avg
2017-18	17-0	93-5.5	5-21	.238	0-3	.000	7-13	.538	16	0.9	7-0	5	3	1	2	17	1.0
2018-19	4-0	17/4.3	0-1	.000	0-1	.000	1-2	.500	4	1.0	4-0	1	3	0	0	1	0.3
Career	21-0	110/5.2	5-22	.227	0-4	.000	8-15	.533	20	1.0	11-0	6	6	1	2	18	0.9

Michele Van Gorp #31

Year	G-GS	Min-Avg	FG-FGA	Pct	3P-3PA	Pct	FT-FTA	Pct	Reb	Avg	PF--FO	AST	TO	BS	ST	Pts	Avg
1997-98	32-22	333-10.4	131-233	.562	6-19	.316	65-95	.684	130	4.1	82-2	23	71	22	12	333	10.4
1998-99	36-36	933-25.9	258-416	.620	2-8	.250	92-153	.601	197	5.5	97-5	40	95	36	21	610	16.9
Career	68-58	1266-18.6	389-649	.599	8-27	.296	157-248	.633	327	4.8	179-7	63	166	58	33	943	13.9

Allison Vernerey #43

Year	G-GS	Min-Avg	FG-FGA	Pct	3P-3PA	Pct	FT-FTA	Pct	Reb	Avg	PF--FO	AST	TO	BS	ST	Pts	Avg
2009-10	36-5	673-18.7	98-201	.488	0-0	.000	46-87	.529	175	4.9	72-3	16	74	29	21	242	6.7
2010-11	36-11	671-18.6	89-189	.471	0-0	.000	35-83	.422	146	4.1	62-0	24	57	23	35	213	5.9
2011-12	33-1	492-14.9	75-134	.560	0-0	.000	24-59	.407	102	3.1	47-0	30	38	20	20	174	5.3
2012-13	35-6	491-14.0	51-99	.515	0-0	.000	5-28	.179	92	2.6	54-1	38	34	37	28	107	3.1
Career	140-23	2327-16.6	313-623	.502	0-0	.000	110-257	.428	515	3.7	235-4	108	203	109	104	736	5.3

Margo Walsh #31

Year	G-GS	Min-Avg	FG-FGA	Pct	3P-3PA	Pct	FT-FTA	Pct	Reb	Avg	PF--FO	AST	TO	BS	ST	Pts	Avg
1979-80	27-5	---	91-227	.401	0-0	.000	41-63	.651	89	3.3	45-0	25	0	0	0	223	8.3
1980-81	25-25	---	119-291	.409	0-0	.000	37-57	.649	80	3.2	61-2	61	0	0	0	275	11.0
1981-82	27-10	---	69-209	.330	0-0	.000	41-50	.820	59	2.2	36-0	46	0	0	0	179	6.6
1982-83	23-4	151-6.6	55-121	.455	0-0	.000	16-20	.800	52	2.3	28-0	22	21	1	9	126	5.5
Career	102-44	151-6.6	334-848	.394	0-0	.000	135-190	.711	280	2.7	170-2	154	21	1	9	803	7.9

Abby Waner #4

Year	G-GS	Min-Avg	FG-FGA	Pct	3P-3PA	Pct	FT-FTA	Pct	Reb	Avg	PF--FO	AST	TO	BS	ST	Pts	Avg
2005-06	35-15	758-21.7	111-246	.451	50-131	.382	38-55	.691	87	2.5	62-0	112	86	8	65	310	8.9
2006-07	34-34	969-28.5	175-380	.461	68-188	.362	60-78	.769	150	4.4	57-0	93	67	15	85	478	14.1
2007-08	31-31	921-29.7	110-336	.327	49-188	.261	50-68	.735	113	3.6	77-1	117	91	6	80	319	10.3
2008-09	31-31	975-31.5	107-321	.333	55-184	.299	32-41	.780	95	3.1	61-1	110	103	15	83	301	9.7
Career	131-111	3623-27.7	503-1283	.392	222-691	.321	180-242	.744	445	3.4	257-2	432	347	44	313	1408	10.7

Emily Waner #2

Year	G-GS	Min-Avg	FG-FGA	Pct	3P-3PA	Pct	FT-FTA	Pct	Reb	Avg	PF--FO	AST	TO	BS	ST	Pts	Avg
2005-06	23-0	202-8.8	17-54	.315	14-39	.359	5-7	.714	17	0.7	20-0	22	22	0	10	53	2.3
2006-07	31-0	464-15.0	40-122	.328	26-87	.299	6-9	.667	48	1.5	17-0	36	25	5	20	112	3.6
2007-08	18-3	177-9.8	11-29	.379	9-24	.375	1-4	.250	16	0.9	11-0	28	17	0	7	32	1.8
Career	72-3	843-11.7	68-205	.332	49-150	.327	12-20	.600	81	1.1	48-0	86	64	5	37	197	2.7

Lisa Warren #30

Year	G-GS	Min-Avg	FG-FGA	Pct	3P-3PA	Pct	FT-FTA	Pct	Reb	Avg	PF--FO	AST	TO	BS	ST	Pts	Avg
1977-78	20-17	---	65-192	.339	0-0	.000	67-109	.615	136	6.8	0-0	10	0	0	0	197	9.9
1978-79	22-20	---	85-195	.436	0-0	.000	46-70	.657	138	6.3	70-1	36	0	0	0	216	9.8
1979-80	27-26	---	107-248	.431	0-0	.000	53-85	.624	181	6.7	92-5	18	0	0	0	267	9.9
Career	69-63	---	257-635	.405	0-0	.000	166-264	.629	455	6.6	162-6	64	0	0	0	680	9.9

Susan Weeks #34

Year	G-GS	Min-Avg	FG-FGA	Pct	3P-3PA	Pct	FT-FTA	Pct	Reb	Avg	PF--FO	AST	TO	BS	ST	Pts	Avg
1983-84	10-0	25-2.5	3-6	.500	0-0	.000	3-8	.375	8	0.8	4-0	1	20	0	1	9	0.9
Career	10-0	25-2.5	3-6	.500	0-0	.000	3-8	.375	8	0.8	4-0	1	20	0	1	9	0.9

Chloe Wells #4

Year	G-GS	Min-Avg	FG-FGA	Pct	3P-3PA	Pct	FT-FTA	Pct	Reb	Avg	PF--FO	AST	TO	BS	ST	Pts	Avg
2010-11	36-5	494-13.7	51-137	.372	13-53	.245	12-20	.600	33	0.9	36-0	62	40	7	53	127	3.5
2011-12	10-10	266-26.6	40-88	.455	9-22	.409	15-17	.882	21	2.1	20-0	40	14	3	36	104	10.4
2012-13	31-8	617-19.9	58-138	.420	30-71	.423	13-17	.765	50	1.6	35-0	55	32	3	55	159	5.1
2013-14	19-0	210-11.1	24-59	.407	11-26	.423	12-18	.667	22	1.2	12-0	33	15	0	23	71	3.7
Career	96-23	1587-16.5	173-422	.410	63-172	.366	52-72	.722	126	1.3	103-0	190	101	13	167	461	4.8

Missy West #25

Year	G-GS	Min-Avg	FG-FGA	Pct	3P-3PA	Pct	FT-FTA	Pct	Reb	Avg	PF--FO	AST	TO	BS	ST	Pts	Avg
1996-97	23-5	288-12.5	40-108	.370	19-54	.352	10-16	.625	44	1.9	35-0	12	19	0	14	109	4.7
1998-99	11-0	43-3.9	5-14	.357	1-6	.167	5-6	.833	6	0.5	3-0	1	3	0	3	16	1.5
1999-00	31-4	437-14.1	80-172	.465	38-98	.388	25-33	.758	48	1.5	29-0	29	30	3	26	223	7.2
2000-01	31-0	319-10.3	33-104	.317	17-61	.279	18-21	.857	43	1.4	26-0	33	26	1	22	101	3.3
Career	96-9	1087-11.3	158-398	.397	75-219	.342	58-76	.763	141	1.5	93-0	75	78	4	65	449	4.7

Crystal White #55

Year	G-GS	Min-Avg	FG-FGA	Pct	3P-3PA	Pct	FT-FTA	Pct	Reb	Avg	PF--FO	AST	TO	BS	ST	Pts	Avg
2000-01	27-0	163-6.0	25-52	.481	0-0	.000	13-25	.520	47	1.7	34-0	3	17	23	3	63	2.3
2001-02	7-0	103-14.7	18-33	.545	0-0	.000	7-11	.636	25	3.6	12-0	3	9	8	3	43	6.1
Career	34-0	266-7.8	43-85	.506	0-0	.000	20-36	.556	72	2.1	46-0	6	26	31	6	106	3.1

Wynter Whitley #31

Year	G-GS	Min-Avg	FG-FGA	Pct	3P-3PA	Pct	FT-FTA	Pct	Reb	Avg	PF--FO	AST	TO	BS	ST	Pts	Avg
2001-02	35-20	772-22.1	89-185	.481	10-32	.313	84-118	.712	171	4.9	90-2	26	67	16	37	272	7.8
2002-03	37-1	547-14.8	60-154	.390	5-29	.172	37-60	.617	102	2.8	75-1	19	45	12	25	162	4.4
2003-04	4-0	26-6.5	2-7	.286	0-0	.000	0-0	.000	7	1.8	3-0	1	2	1	1	4	1.0
2004-05	35-4	676-19.3	73-166	.440	4-25	.160	41-61	.672	106	3.0	72-0	46	66	10	51	191	5.5
Career	111-25	2021-18.2	224-512	.438	19-86	.221	162-239	.678	386	3.5	240-3	92	180	39	114	629	5.7

Elizabeth Williams #1

Year	G-GS	Min-Avg	FG-FGA	Pct	3P-3PA	Pct	FT-FTA	Pct	Reb	Avg	PF--FO	AST	TO	BS	ST	Pts	Avg
2011-12	33-33	1008-30.5	186-383	.486	1-2	.500	88-145	.607	259	7.8	78-1	54	101	116	51	461	14.0
2012-13	36-36	1063-29.5	215-423	.508	0-1	.000	116-167	.695	264	7.3	63-0	45	78	107	41	546	15.2
2013-14	35-35	1066-30.5	202-384	.526	0-0	.000	80-142	.563	267	7.6	77-4	76	79	108	45	484	13.8
2014-15	32-32	1025-32.0	188-385	.488	0-0	.000	88-147	.599	288	9.0	10-1	81	92	95	48	464	14.5
Career	136-132	4162-30.6	791-1575	.502	1-3	.333	372-601	.619	1078	7.9	288-6	256	350	426	185	1955	14.4

Jade Williams #25

Year	G-GS	Min-Avg	FG-FGA	Pct	3P-3PA	Pct	FT-FTA	Pct	Reb	Avg	PF--FO	AST	TO	BS	ST	Pts	Avg
2017-18	33-8	487-14.8	58-111	.523	0-1	.000	15-40	.375	100	3.0	66-1	20	47	40	13	131	4.0
2018-19	30-23	830-27.7	106-231	.459	2-5	.400	39-67	.582	161	5.4	94-4	28	67	20	27	253	8.4
Career	63-31	1317/20.9	164-342	.480	2-6	.333	54-107	.505	261	4.1	160-5	48	114	60	40	384	6.1

Traci Williams #21

Year	G-GS	Min-Avg	FG-FGA	Pct	3P-3PA	Pct	FT-FTA	Pct	Reb	Avg	PF--FO	AST	TO	BS	ST	Pts	Avg
1987-88	26-8	419-16.1	46-148	.311	1-4	.250	36-58	.621	46	1.8	53-4	35	74	2	24	129	5.0
1988-89	19-5	341-17.9	47-122	.385	0-1	.000	39-61	.639	66	3.5	31-1	33	43	2	15	133	7.0
1989-90	28-27	859-30.7	101-260	.388	1-4	.250	52-79	.658	213	7.6	96-7	66	76	6	31	255	9.1
1990-91	27-27	871-32.3	146-316	.462	2-6	.333	99-136	.728	204	7.6	73-1	66	82	13	38	393	14.6
Career	100-67	2490-24.9	340-846	.402	4-15	.267	226-334	.677	529	5.3	253-13	200	275	23	108	910	9.1

Shannon Wills #44

Year	G-GS	Min-Avg	FG-FGA	Pct	3P-3PA	Pct	FT-FTA	Pct	Reb	Avg	PF--FO	AST	TO	BS	ST	Pts	Avg
1990-91	27-1	316-11.7	52-108	.481	0-0	.000	28-43	.651	92	3.4	34-0	6	33	11	9	132	4.9
1991-92	28-1	460-16.4	80-150	.533	0-0	.000	44-79	.557	152	5.4	55-2	14	50	16	18	204	7.3
1992-93	4-0	32-8.0	0-6	.000	0-0	.000	2-3	.667	6	1.5	5-0	0	3	1	3	2	0.5
Career	59-2	808-13.7	132-264	.500	0-0	.000	74-125	.592	250	4.2	94-2	20	86	28	30	338	5.7

YEAR-BY-YEAR TEAM/PLAYER STATS

2019-20 WOMEN'S BASKETBALL MEDIA GUIDE

1977-78

Record: 1-19; ACC: 0-8; Home: 0-9; Away: 1-10; Neutral: 0-0

Player	G-GS	MP	FG-FGA	Pct	FT-FTA	Pct	Reb-Avg	PF-DQ	Ast	TO	BS	St	Pts-Avg
McCarthy	20-17	—	127-263	.475	77-124	.621	107-5.6	—	65	—	—	—	331-16.6
Warren	20-17	—	65-192	.317	67-109	.615	136-7.2	—	10	—	—	—	197-9.9
Ellis	20-15	—	58-156	.359	48-64	.750	76-4.0	—	20	—	—	—	164-8.2
Friend	14-8	—	50-125	.375	10-13	.769	23-1.8	—	9	—	—	—	110-7.9
Lockey	16-6	—	34-88	.386	4-4	1.000	26-1.7	—	4	—	—	—	72-4.5
Hathorn	19-6	—	29-99	.293	13-25	.520	86-4.8	—	3	—	—	—	71-3.7
Bulger	20-8	—	27-88	.307	11-37	.297	105-5.5	—	8	—	—	—	65-3.3
Giordano	16-0	—	11-50	.220	8-15	.533	26-1.7	—	1	—	—	—	30-1.9
Bergeron	19-6	—	11-42	.262	8-12	.667	30-1.7	—	33	—	—	—	30-1.6
Fagerberg	10-1	—	2-15	.133	5-10	.500	5-0.6	—	0	—	—	—	9-0.9
Taylor	13-0	—	2-8	.250	3-10	.300	13-1.1	—	1	—	—	—	7-0.5
Monroe	12-1	—	2-11	.182	4-4	1.000	6-0.5	—	0	—	—	—	8-0.7
Morgan	4-0	—	0-1	.000	0-0	.000	0-0.0	—	0	—	—	—	0-0.0
Smolens	4-0	—	1-1	1.000	0-0	.000	0-0.0	—	0	—	—	—	2-0.5
Team	—	—	—	—	—	—	—	—	—	—	—	—	—
Duke	20	—	419-1139	.357	258-427	.604	693-36.5	—	151	—	—	—	1096-54.8
Opps	—	—	—	—	—	—	—	—	—	—	—	—	—

1978-79

Record: 11-11; ACC: 3-6; Home: 8-3; Away: 3-6; Neutral: 0-2

Player	G-GS	MP	FG-FGA	Pct	FT-FTA	Pct	Reb-Avg	PF-DQ	Ast	TO	BS	St	Pts-Avg
Krause	22-21	—	135-284	.475	51-77	.662	237-10.7	57-0	26	—	—	—	321-14.5
McCarthy	22-22	—	123-272	.452	56-82	.682	66-3.0	49-0	72	—	—	—	302-13.7
Earnhardt	20-20	—	101-209	.483	17-23	.739	115-5.7	34-0	37	—	—	—	219-10.9
Warren	22-20	—	85-195	.435	46-70	.657	138-6.2	70-1	36	—	—	—	216-9.8
Matthews	22-19	—	65-164	.396	53-81	.654	93-4.2	60-6	45	—	—	—	183-8.3
Bulger	22-1	—	27-75	.360	11-32	.344	79-3.5	34-0	7	—	—	—	65-2.9
Markiewicz	21-5	—	38-82	.463	8-11	.727	16-0.7	26-0	16	—	—	—	84-4.0
Bergeron	16-1	—	10-27	.370	0-5	.000	7-0.4	8-0	9	—	—	—	20-1.2
Leonard	14-0	—	7-32	.218	6-10	.600	9-0.6	7-0	14	—	—	—	20-1.4
Monroe	15-1	—	5-18	.277	4-6	.667	11-0.7	15-0	4	—	—	—	14-1.4
Friend	10-0	—	5-23	.217	0-0	—	15-1.5	2-0	3	—	—	—	10-1.0
Griffin	9-0	—	3-20	.150	1-2	.500	15-1.7	8-0	1	—	—	—	7-0.8
Team	—	—	—	—	—	—	105-4.7	—	—	—	—	—	—
Dead Ball Rebounds*	—	—	—	—	—	—	73-3.3	—	—	—	—	—	—
Duke	22	—	604-1401	.431	253-399	.634	906-41.1	370-7	272	456	—	—	1461-66.4
Opps	22	—	612-1529	.400	250-386	.647	941-42.7	382-10	262	436	—	—	1474-67.0

1979-80

Record: 14-13; ACC: 5-5; Home: 8-3; Away: 5-5; Neutral: 1-5

Player	G-GS	MP	FG-FGA	Pct	FT-FTA	Pct	Reb-Avg	PF-DQ	Ast	TO	BS	St	Pts-Avg
Krause	27-26	—	127-291	.436	99-135	.733	251-9.3	84-5	22	—	—	—	353-13.1
Warren	27-26	—	107-248	.431	53-85	.624	181-6.7	92-5	18	—	—	—	267-9.9
McCarthy	25-23	—	104-278	.374	38-62	.613	73-2.9	45-0	75	—	—	—	246-9.8
Walsh	27-5	—	91-227	.401	41-63	.651	89-3.3	45-0	25	—	—	—	223-8.3
Matthews	27-9	—	60-159	.377	65-101	.644	180-6.7	85-6	45	—	—	—	185-6.9
Thomasson	27-27	—	84-215	.391	16-21	.762	77-2.9	69-4	93	—	—	—	184-6.8
Earnhardt	27-18	—	80-184	.435	24-38	.632	123-4.6	45-0	23	—	—	—	184-6.8
Rose	27-0	—	50-135	.370	24-38	.632	34-1.3	27-0	34	—	—	—	124-4.6
Reid	23-0	—	16-48	.333	10-18	.556	31-1.3	13-0	3	—	—	—	42-1.8
Markiewicz	21-1	—	19-41	.463	4-4	1.000	10-0.5	15-0	8	—	—	—	42-2.0
Monroe	23-0	—	6-10	.600	6-9	.667	16-0.7	15-0	8	—	—	—	18-0.8
Rokus	16-0	—	2-9	.222	3-5	.600	8-0.5	3-0	1	—	—	—	7-0.4
Team	—	—	—	—	—	—	93-3.4	—	—	—	—	—	—
Dead Ball Rebounds*	—	—	—	—	—	—	99-3.7	—	—	—	—	—	—
Duke	27	—	746-1845	.404	383-579	.661	1166-43.2	538-20	355	602	—	—	1875-69.4
Opps	27	—	833-1990	.419	328-506	.648	1268-47.0	576-15	384	576	—	—	1994-73.9

1980-81

Record: 12-13; ACC: 3-6; Home: 8-3; Away: 4-8; Neutral: 0-2

Player	G-GS	MP	FG-FGA	Pct	FT-FTA	Pct	Reb-Avg	PF-DQ	Ast	TO	BS	St	Pts-Avg
Hurd	25-25	—	138-278	.496	49-67	.731	174-6.9	64-1	18	—	—	—	325-13.0
Krause	25-25	—	121-238	.508	82-102	.804	244-9.7	79-2	37	—	—	—	324-12.9
Walsh	25-25	—	119-291	.408	37-57	.649	80-3.2	61-2	61	—	—	—	275-11.0
Rose	24-14	—	96-241	.398	31-41	.756	42-1.7	53-2	97	—	—	—	223-9.2
Healey	23-9	—	58-146	.397	30-41	.731	82-3.5	47-1	19	—	—	—	146-6.3
Chestnut	22-5	—	57-105	.542	17-46	.369	103-4.6	44-0	3	—	—	—	131-5.9
Matthews	17-7	—	29-72	.402	41-54	.759	70-4.1	48-2	31	—	—	—	99-5.8
Thomasson	25-13	—	40-104	.384	16-21	.761	35-1.4	61-4	93	—	—	—	96-3.8
Harlow	23-0	—	38-71	.535	8-12	.667	51-2.2	17-0	8	—	—	—	84-3.6
Reid	19-1	—	17-38	.447	6-9	.667	31-1.6	15-0	6	—	—	—	40-2.1
Conway	5-1	—	13-23	.565	11-21	.523	28-5.6	14-0	0	—	—	—	37-7.4
Tenney	5-0	—	0-0	—	1-2	.500	0	1-0	0	—	—	—	1-0.2
Team	—	—	—	—	—	—	81-3.2	—	—	—	—	—	—
Dead Ball Rebounds*	—	—	—	—	—	—	48-1.9	—	—	—	—	—	—
Duke	25	—	726-1613	.450	329-478	.688	1021-40.8	504-15	373	503	—	—	1781-71.2
Opps	25	—	711-1602	.443	337-484	.696	942-37.6	488-10	356	474	—	—	1759-70.3

*Dead Ball Rebounds do not count in Team Rebound Average

1981-82

Record: 14-15; ACC: 3-8; Home: 8-5; Away: 4-7; Neutral: 2-3

Player	G-GS	MP	FG-FGA	Pct	FT-FTA	Pct	Reb-Avg	PF-DQ	Ast	TO	BS	St	Pts-Avg
Hurd	29-24	—	178-403	.442	39-66	.591	192-6.6	77-3	29	—	—	—	395-13.6
Chestnut	29-21	—	117-264	.443	54-100	.540	240-8.3	81-4	15	—	—	—	288-9.9
Rose	29-21	—	95-240	.396	51-65	.785	40-1.4	59-0	122	—	—	—	241-8.3
Harlow	29-20	—	87-216	.403	48-70	.686	187-6.4	52-0	44	—	—	—	222-7.7
Hertzog	28-22	—	95-213	.446	15-21	.714	74-2.6	59-1	69	—	—	—	205-7.3
Walsh	27-10	—	69-209	.330	41-50	.820	59-2.2	36-0	46	—	—	—	179-6.6
Matthews	28-10	—	48-101	.475	49-62	.790	79-2.8	50-0	29	—	—	—	145-5.2
Mikels	27-2	—	47-113	.416	36-49	.735	90-3.3	49-0	6	—	—	—	130-4.8
Hart	17-0	—	23-53	.434	11-17	.647	54-3.2	28-0	7	—	—	—	57-3.4
Martin	11-4	—	7-20	.350	1-2	.500	16-1.4	21-0	24	—	—	—	15-1.3
Boyle	20-1	—	9-32	.281	3-7	.429	19-0.9	13-0	3	—	—	—	21-1.1
Copeland	13-0	—	1-5	.200	1-3	.333	3-0.2	3-0	2	—	—	—	3-0.2
Team	—	—	—	—	—	—	107-3.7	—	—	—	—	—	—
Dead Ball Rebounds*	—	—	—	—	—	—	77-2.7	—	—	—	—	—	—
Duke	29	—	776-1859	.417	349-512	.682	1160-40.0	528-8	394	567	—	—	1901-65.6
Opps	29	—	766-1791	.428	353-530	.666	1135-39.1	531-16	389	599	—	—	1885-65.0

*Dead Ball Rebounds do

YEAR-BY-YEAR TEAM/PLAYER STATS

2019-20 WOMEN'S BASKETBALL MEDIA GUIDE

1985-86

Record: 21-9; ACC: 9-5; Home: 11-2; Away: 9-3; Neutral: 1-4
Player GP-GS MP FG-FGA Pct FT-FTA Pct Reb-Avg PF-DQ Ast TO BS St Pts-Avg
Moreland 30-29 917 254-438 580 183-267 685 355-11.8 78-21 20 74 9 25 691-23.0

1986-87

Record: 19-10; ACC: 7-7; Home: 12-3; Away: 5-6; Neutral: 2-1
Player GP-GS MP FG-FGA Pct FT-FTA Pct Reb-Avg PF-DQ Ast TO BS St Pts-Avg
Moreland 28-27 944 219-396 553 148-222 667 294-10.5 76-30 39 69 5 24 586-20.9

1987-88

Record: 17-11; ACC: 5-9; Home: 9-4; Away: 6-6; Neutral: 2-1
Player GP-GS MP FG-FGA Pct 3FG-3FGA Pct FT-FTA Pct Reb-Avg Ast TO BS St Pts-Avg
Moreland 28-28 891 192-326 589 0-0 .000 132-219 603 343-12.3 28 66 4 27 516-18.4

1988-89

Record: 12-16; ACC: 2-12; Home: 5-8; Away: 4-7; Neutral: 3-1
Player GP-GS MP FG-FGA Pct 3FG-3FGA Pct FT-FTA Pct Reb-Avg Ast TO BS St Pts-Avg
Harnett 27-26 816 211-393 537 0-0 .000 104-154 675 222-8.2 41 73 21 40 526-19.5

1989-90

Record: 15-13; ACC: 4-10; Home: 9-3; Away: 4-8; Neutral: 2-2
Player GP-GS MP FG-FGA Pct 3FG-3FGA Pct FT-FTA Pct Reb-Avg Ast TO BS St Pts-Avg
Meier 28-28 1009 179-390 459 4-15 .267 167-229 729 248-8.9 113 99 16 52 529-18.9

1990-91

Record: 16-12; ACC: 6-8; Home: 8-6; Away: 5-4; Neutral: 3-2
Player GP-GS MP FG-FGA Pct 3FG-3FGA Pct FT-FTA Pct Reb-Avg Ast TO BS St Pts-Avg
Harnett 28-28 897 194-362 536 0-0 .000 102-143 713 247-8.8 54 88 32 22 490-17.5

1991-92

Record: 14-15; ACC: 4-12; Home: 7-7; Away: 4-7; Neutral: 3-1
Player GP-GS MP FG-FGA Pct 3FG-3FGA Pct FT-FTA Pct Reb-Avg Ast TO BS St Pts-Avg
Lavoie 29-29 792 157-305 515 0-1 .000 56-89 629 181-6.2 67 62 11 30 370-12.8

1992-93

Record: 12-15; ACC: 3-13; Home: 7-6; Away: 4-8; Neutral: 1-1
Player GP-GS MP FG-FGA Pct 3FG-3FGA Pct FT-FTA Pct Reb-Avg Ast TO BS St Pts-Avg
Kauffman 27-27 790 136-288 472 0-0 .000 54-72 750 181-6.7 32 94 16 20 326-12.1

1993-94

Record: 16-11; ACC: 7-9; Home: 10-3; Away: 5-7; Neutral: 1-1

Player	GP-GS	MP	FG-FGA	Pct	3FG-3FGA	Pct	FT-FTA	Pct	Reb-Avg	Ast	TO	BS	St	Pts-Avg
Kauffman	27-19	679	142-274	.518	0-1	.000	59-87	.678	223-8.3	26	47	13	36	343-12.7
Scanlon	27-25	676	118-267	.442	35-95	.368	45-59	.763	70-2.6	52	55	7	32	318-11.7
Johnson	27-27	707	100-222	.450	0-0	.000	46-60	.767	108-4.0	73	57	19	27	246-9.1
Blanding	27-17	449	98-215	.456	0-0	.000	22-47	.468	122-4.5	16	46	20	18	218-8.1
Day	25-11	529	78-128	.609	0-1	.000	44-52	.846	97-3.9	18	37	2	25	200-8.0
Meiman	26-3	326	53-123	.431	27-64	.422	39-49	.796	42-1.6	43	36	0	18	172-6.6
Hall	23-3	290	55-93	.591	0-0	.000	29-39	.744	75-3.3	19	20	13	18	139-6.0
Anderson	27-27	662	44-130	.338	12-43	.279	24-41	.585	66-2.4	90	51	2	51	124-4.6
Orr	27-0	466	44-115	.383	7-31	.226	19-35	.543	49-1.8	56	73	1	28	114-4.2
Evans	18-6	193	22-59	.373	0-1	.000	14-23	.609	38-2.1	12	12	2	5	58-3.2
Puckett	5-0	30	7-9	.778	0-0	.000	2-4	.500	7-1.4	2	1	1	0	16-3.2
Coggeshall	20-0	184	22-63	.349	3-14	.214	5-6	.833	25-1.3	19	14	2	13	52-2.6
Brown	19-0	139	17-37	.459	0-1	.000	13-25	.520	17-0.9	13	19	0	12	47-2.5
Brandau	10-10	66	4-9	.444	0-1	.000	2-2	1.000	8-0.8	9	7	0	6	10-1.0
Team									102-3.8					
Dead Ball Rebounds*									64-2.4					
Duke	27	5396	804-1744	.461	84-252	.333	363-529	.686	1049-38.9	448	475	82	289	2055-76.1
Opps	27	5396	689-1578	.437	69-203	.340	340-507	.671	974-36.1	306	586	55	220	1787-66.2

*Dead Ball Rebounds do not count in Team Rebound Average

• **PF-DQ (Duke: 478; Opps: 466):** Kauffman (58-1); Blanding (56-0); Johnson (53-1); Orr (47-0); Anderson (46-0); Scanlon (44-0); Hall (40-0); Day (39-0); Meiman (34-0); Evans (20-0); Coggeshall (16-0); Brown (15-0); Puckett (6-0); Brandau (4-0).

1994-95

Record: 22-9; ACC: 10-6; Home: 12-2; Away: 5-6; Neutral: 5-1

Player	GP-GS	MP	FG-FGA	Pct	3FG-3FGA	Pct	FT-FTA	Pct	Reb-Avg	Ast	TO	BS	St	Pts-Avg
Day	31-31	1012	190-342	.556	16-27	.593	103-124	.831	204-6.6	46	96	2	28	499-16.1
Kauffman	31-31	993	179-383	.467	1-2	.500	79-96	.823	261-8.4	68	57	13	30	438-14.1
Scanlon	31-31	947	142-337	.421	51-131	.389	69-100	.690	108-3.5	66	80	1	37	404-13.0
Orr	30-29	974	125-300	.379	28-91	.308	54-81	.667	121-4.0	126	103	1	57	332-11.1
Hall	31-30	805	124-199	.623	0-0	.000	43-70	.614	197-6.4	46	58	26	33	291-9.4
Meiman	30-1	401	54-125	.432	25-67	.373	26-36	.722	76-2.5	39	34	0	12	159-5.3
Blanding	25-0	236	46-97	.474	0-0	.000	22-40	.550	71-2.8	7	21	10	7	114-4.6
Coggeshall	24-0	271	38-103	.369	11-42	.262	11-16	.688	32-1.3	18	20	5	11	98-4.1
Brown	29-0	339	33-73	.452	0-1	.000	11-33	.333	59-2.0	38	25	1	20	77-2.7
McGinnis	13-0	82	12-28	.429	5-15	.333	5-9	.556	29-2.2	3	6	3	5	34-2.6
Brandau	28-2	290	5-19	.263	2-7	.286	9-11	.818	24-0.9	42	35	0	16	21-0.8
Team									138-4.5					
Duke	31	6350	948-2036	.466	139-383	.363	432-616	.701	1320-42.6	499	535	62	256	2467-79.6
Opps	31	6350	838-2031	.413	127-406	.313	352-532	.662	1164-37.5	361	545	72	241	2155-69.5

*Dead Ball Rebounds do not count in Team Rebound Average

• **PF-DQ (Duke: 544-7; Opps: 549):** Hall (85-1); Day (84-1); Kauffman (74-2); Orr (73-1); Scanlon (61-1); Meiman (49-0); Blanding (36-0); Brown (31-0); Brandau (22-1); Coggeshall (19-0); McGinnis (10-0).

1995-96

Record: 26-7; ACC: 12-4; Home: 11-3; Away: 9-3; Neutral: 6-1

Player	GP-GS	MP	FG-FGA	Pct	3FG-3FGA	Pct	FT-FTA	Pct	Reb-Avg	Ast	TO	BS	St	Pts-Avg
Hall	33-33	982	216-330	.655	0-0	.000	65-93	.699	232-7.0	44	62	44	39	497-15.1
Orr	33-33	1151	155-371	.418	42-133	.316	82-113	.726	173-5.2	170	112	0	60	434-13.2
Day	33-33	975	149-302	.493	44-111	.396	46-63	.730	221-6.7	68	87	12	37	388-11.8
Scanlon	33-33	1089	140-347	.403	48-131	.366	60-88	.682	136-4.1	107	70	2	31	388-11.8
Black	33-0	625	132-231	.571	0-0	.000	86-133	.647	170-5.2	19	63	23	20	350-10.6
Coggeshall	25-16	567	74-173	.428	24-56	.429	4-9	.444	77-3.1	64	47	8	16	176-7.0
Howard	23-12	650	39-101	.386	9-34	.265	19-30	.633	73-3.2	91	43	0	19	106-4.6
Medhanie	29-5	392	37-84	.440	25-60	.417	11-16	.688	34-1.2	44	46	0	25	110-3.8
Jones	16-0	87	13-25	.520	0-0	.000	3-14	.214	27-1.7	2	10	2	1	29-1.8
Brodnik	13-0	82	2-10	.200	0-0	.000	0-1	.000	10-0.8	8	6	3	4	4-0.3
Team									141-4.3					
Dead Ball Rebounds*									80-2.4					
Duke	33	6600	957-1974	.485	192-525	.366	376-560	.671	1294-39.2	617	546	94	252	2482-75.2
Opps	33	6600	820-2095	.391	118-399	.296	268-438	.612	1189-36.0	382	568	70	244	2026-61.4

*Dead Ball Rebounds do not count in Team Rebound Average

• **PF-DQ (Duke: 532; Opps: 554):** Black (94-3); Hall (92-3); Day (74-2); Medhanie (60-3); Scanlon (60-1); Orr (54-0); Howard (44-1); Coggeshall (31-0); Jones (17-0); Brodnik (6-0).

1996-97

Record: 19-11; ACC: 9-7; Home: 11-2; Away: 5-6; Neutral: 3-3

Player	GP-GS	MP	FG-FGA	Pct	3FG-3FGA	Pct	FT-FTA	Pct	Reb-Avg	Ast	TO	BS	St	Pts-Avg
Orr	29-29	984	176-419	.420	56-161	.348	100-120	.833	162-5.6	93	96	3	59	508-17.5
Hall	22-21	702	148-240	.617	0-0	.000	63-88	.716	128-5.8	26	50	13	34	359-16.3
Black	29-29	798	160-310	.516	0-0	.000	78-117	.667	172-5.9	47	59	27	32	398-13.7
Howard	30-30	1028	85-232	.366	30-89	.337	55-73	.753	83-2.8	149	97	2	38	255-8.5
Brown	30-15	742	69-161	.429	6-27	.222	65-87	.747	122-4.1	64	61	9	43	209-7.0
West	23-5	288	40-108	.370	19-54	.352	10-16	.625	44-1.9	12	19	0	14	109-4.7
Coggeshall	27-15	408	46-105	.438	11-39	.282	0-1	.000	33-1.2	24	26	0	10	103-3.8
Medhanie	26-0	361	29-65	.446	26-55	.473	3-7	.429	60-2.3	23	39	0	12	87-3.3
Rice	28-4	356	29-70	.414	12-29	.414	21-28	.750	78-2.8	17	34	2	17	91-3.3
Forté	18-2	136	8-26	.308	0-0	.000	23-34	.676	40-2.2	4	19	1	4	39-2.2
Jones	19-0	135	17-33	.515	0-0	.000	5-16	.313	45-2.4	3	6	3	3	39-2.1
Brodnik	10-0	34	3-7	.429	0-0	.000	1-3	.333	6-0.6	2	3	0	1	7-0.7
Brown	13-1	78	4-11	.364	0-0	.000	0-1	.000	9-0.7	6	7	0	3	8-0.6
Team									142-4.7					
Dead Ball Rebounds*									65-2.2					
Duke	30	6050	814-1787	.456	160-454	.352	424-591	.717	1124-37.5	470	528	60	270	2212-73.7
Opps	30	6050	758-1758	.431	101-318	.318	333-474	.703	1040-34.7	356	577	69	241	1950-65.0

*Dead Ball Rebounds do not count in Team Rebound Average

• **Charges Taken (18):** Black 5; Hall 3; Orr 2; Forté 2; Howard 2; Brown 1; Jones 1; West 1; Medhanie 1.
 • **PF-DQ (Duke: 502; Opps: 537):** Black (91-2); Brown (60-3); Hall (59-4); Orr (57-0); Howard (45-1); Rice (43-1); Medhanie (40-1); West (35-0); Forté (29-0); Jones (20-1); Coggeshall (15-0); Brown (6-0); Brodnik (2-0).

1997-98

Record: 24-8; ACC: 13-3; Home: 14-1; Away: 5-4; Neutral: 5-3

Player	GP-GS	MP	FG-FGA	Pct	3FG-3FGA	Pct	FT-FTA	Pct	Reb-Avg	Ast	TO	BS	St	Pts-Avg
Erickson	32-31	1017	129-321	.402	60-165	.365	92-105	.876	88-2.8	104	80	5	39	410-12.8
Browne	32-32	875	136-253	.538	1-5	.200	70-109	.642	197-6.2	54	93	6	61	343-10.7
Black	30-19	594	124-227	.546	0-0	.000	67-112	.598	107-3.6	24	57	25	21	315-10.5
Van Corp	32-22	633	131-233	.562	6-19	.316	65-95	.684	130-4.1	23	71	22	12	333-10.4
Howard	32-32	1002	115-253	.455	42-104	.404								

YEAR-BY-YEAR TEAM/PLAYER STATS

2019-20 WOMEN'S BASKETBALL MEDIA GUIDE

2001-02

Record: 31-4; ACC: 16-0; Home: 15-1; Away: 10-1; Neutral: 6-2

Player	GP-GS	MP	FG-FGA	Pct	3FG-3FGA	Pct	FT-FTA	Pct	Reb-Avg	Ast	TO	BS	St	Pts-Avg
Beard	35-35	1164	275-481	.572	25-66	.379	119-158	.753	213-6.1	154	93	25	114	694-19.8
Currie	35-22	971	178-360	.494	8-34	.235	138-179	.771	209-6.0	90	24	50	502-14.3	
Tillis	34-33	1032	197-436	.452	30-89	.337	62-91	.681	271-8.0	94	99	30	79	486-14.3
Mosch	35-15	868	109-243	.449	12-39	.308	90-108	.833	123-3.5	86	57	5	33	320-9.1
Whitley	35-20	772	89-185	.481	10-32	.313	84-118	.712	171-4.9	26	67	16	37	272-7.8
Matyasovsky	35-17	751	90-174	.517	14-39	.359	30-33	.909	130-3.7	34	47	16	25	224-6.4
Gingrich	34-3	589	61-147	.415	53-114	.465	23-26	.885	58-1.7	88	55	3	14	198-5.8
Krapohl	35-29	676	49-104	.471	46-97	.474	3-5	.600	74-2.1	94	44	1	40	147-4.2
Team	—	—	—	—	—	—	—	—	139-4.0	—	9	—	—	—
Duke	35	7026	1080-2203	.490	199-520	.383	563-741	.760	1465-40.7	678	581	129	404	2922-83.5
Opps	35	7015	835-2194	.381	164-533	.308	415-596	.696	128-35.4	433	688	72	723	2249-64.3

• **Charges Taken (40):** Whitley 17; Beard 10; Currie 5; Gingrich 5; Mosch 2; Krapohl 1.
 • **PF-DQ (Duke: 584-11; Opps: 633):** Tillis (91-2); Whitley (90-2); Beard (88-2); Currie (87-2); Matyasovsky (79-2); Gingrich (50-0); Mosch (46-1); Krapohl (21-0).

2002-03

Record: 35-2; ACC: 16-0; Home: 13-1; Away: 9-0; Neutral: 13-1

Player	GP-GS	MP	FG-FGA	Pct	3FG-3FGA	Pct	FT-FTA	Pct	Reb-Avg	Ast	TO	BS	St	Pts-Avg
Beard	37-37	1161	294-558	.527	24-85	.282	201-259	.776	256-6.9	110	87	48	104	813-22.0
Tillis	37-37	1128	212-476	.445	47-122	.385	64-80	.800	273-7.4	79	91	38	80	535-14.5
Mosch	37-6	739	103-240	.429	11-38	.289	75-102	.735	111-3.0	54	39	3	57	292-7.9
Bass	37-15	594	89-181	.492	0-0	.000	78-115	.678	138-3.7	28	38	26	24	256-6.9
Harding	37-16	958	84-192	.438	1-13	.077	62-81	.765	145-3.9	124	59	9	68	231-6.2
Foley	32-0	426	91-147	.415	30-86	.349	22-26	.846	67-2.1	62	32	2	18	174-5.4
Krapohl	37-37	925	65-170	.382	59-155	.381	5-11	.455	65-1.8	98	52	1	43	194-5.2
Matyasovsky	36-36	739	74-172	.430	19-45	.429	19-28	.679	126-3.5	43	33	19	32	180-5.0
Whitley	37-1	547	60-154	.390	5-29	.172	37-60	.617	102-2.8	19	45	12	25	162-4.4
Smith	25-0	233	34-64	.531	0-1	.000	17-26	.654	62-2.5	9	16	11	11	85-3.4
Team	—	—	—	—	—	—	—	—	149-4.0	—	12	—	—	—
Duke	37	7450	1076-2354	.457	190-574	.331	580-788	.736	1494-40.4	628	504	169	462	2922-79.0
Opps	37	7450	729-2012	.362	153-472	.311	387-574	.674	1255-33.9	396	796	103	233	1998-54.0

• **Charges Taken (60):** Beard 18; Bass 16; Whitley 8; Harding 6; Krapohl 5; Mosch 4; Tillis 3.
 • **PF-DQ (Duke: 629-10; Opps: 673):** Beard (98-0); Tillis (93-3); Matyasovsky (87-1); Bass (76-2); Whitley (75-1); Harding (63-1); Mosch (48-0); Krapohl (37-1); Foley (36-1); Smith (16-0).

2003-04

Record: 30-4; ACC: 15-1; Home: 14-1; Away: 10-1; Neutral: 6-2

Player	GP-GS	MP	FG-FGA	Pct	3FG-3FGA	Pct	FT-FTA	Pct	Reb-Avg	Ast	TO	BS	St	Pts-Avg
Beard	34-34	1067	242-488	.496	36-115	.313	151-194	.778	184-5.4	132	76	46	80	671-19.7
Tillis	32-32	897	146-355	.411	24-82	.293	83-96	.865	214-6.7	68	61	43	57	399-12.5
Currie	34-34	943	151-318	.475	10-42	.238	105-139	.755	208-6.1	101	83	28	53	417-12.3
Bass	34-34	776	132-216	.611	0-0	.000	77-122	.631	182-5.4	26	51	42	31	341-10.0
Hunter	27-0	424	96-172	.558	0-0	.000	26-52	.500	131-4.9	20	41	33	22	218-8.1
Harding	34-33	1003	83-181	.459	7-28	.241	57-87	.655	154-4.5	168	76	2	67	230-6.8
Krapohl	34-3	714	63-143	.441	59-137	.431	12-19	.632	61-1.8	80	30	1	40	197-5.8
Foley	34-0	563	66-190	.347	38-116	.328	17-20	.850	66-1.9	67	41	6	34	187-5.5
Bales	24-0	237	29-52	.558	0-0	.000	20-29	.690	67-2.8	13	19	29	6	78-3.3
Howe	16-0	95	10-29	.345	5-18	.278	1-1	1.000	10-0.6	7	5	0	2	26-1.6
Morgan	10-0	38	4-10	.400	2-5	.400	0-0	.000	2-0.2	1	3	0	6	10-1.0
Marsh	7-0	17	3-8	.375	1-2	.500	0-1	.000	4-0.6	1	1	0	0	7-1.0
Whitley	4-0	26	2-7	.286	0-0	.000	0-0	.000	7-1.8	1	2	1	1	4-1.0
Team	—	—	—	—	—	—	—	—	114-3.4	—	5	—	—	—
Duke	34	6800	1027-2169	.473	182-546	.333	549-760	.722	1404-41.3	685	494	231	399	2785-81.9
Opps	34	6800	704-1944	.362	135-458	.295	408-581	.702	1132-33.3	387	707	108	225	1951-57.4

• **Charges Taken (53):** Beard 19; Bass 10; Currie 9; Harding 7; Tillis 3; Foley 2; Bales 1; Krapohl 1; Hunter 1.
 • **PF-DQ (Duke: 597-10; Opps: 605):** Currie (103-4); Bass (84-0); Tillis (82-3); Beard (74-0); Harding (60-1); Hunter (58-1); Foley (58-1); Bales (30-0); Krapohl (29-0); Howe (7-0); Morgan (5-0); Marsh (4-0); Whitley (3-0).

2004-05

Record: 31-5; ACC: 12-2; Home: 13-1; Away: 9-2; Neutral: 9-2

Player	GP-GS	MP	FG-FGA	Pct	3FG-3FGA	Pct	FT-FTA	Pct	Reb-Avg	Ast	TO	BS	St	Pts-Avg
Currie	36-36	1127	218-489	.446	26-82	.317	168-215	.781	254-7.1	123	109	14	77	630-17.5
Bass	36-36	975	176-327	.538	0-1	.000	68-111	.613	258-7.2	64	63	30	41	420-11.7
Smith	36-35	1163	134-312	.429	41-100	.410	85-118	.720	101-2.8	154	134	3	61	394-10.9
Foley	34-32	1036	124-318	.390	68-191	.356	55-69	.797	137-4.0	122	73	9	64	371-10.9
Bales	36-33	876	106-221	.480	1-1	1.000	63-94	.670	236-6.6	67	35	134	17	276-7.7
Black	34-3	641	87-165	.527	0-0	.000	36-70	.514	260-7.6	39	57	46	28	210-6.2
Kurz	35-0	535	78-154	.506	33-73	.452	8-11	.727	78-2.2	28	40	21	23	197-5.6
Whitley	35-4	676	73-166	.440	4-25	.160	41-61	.672	106-3.0	46	66	10	51	191-5.5
Howe	11-1	173	17-57	.298	10-41	.244	4-5	.800	14-1.3	13	13	0	10	48-4.4
Team	—	—	—	—	—	—	—	—	119-3.3	—	7	—	—	—
Duke	36	7202	1013-2209	.459	183-514	.356	528-754	.700	1563-43.4	656	597	267	372	2737-76.0
Opps	36	7202	721-2156	.334	178-620	.287	398-580	.683	1256-34.9	424	665	112	296	2016-56.0

• **PF-DQ (Duke: 601-8; Opps: 623-15):** Currie (85-2); Smith (80-3); Bass (79-0); Foley (74-2); Bales (73-0); Whitley (72-0); Black (64-0); Kurz (62-1); Howe (12-0).

2005-06

Record: 31-4; ACC: 12-2; Home: 12-1; Away: 12-1; Neutral: 7-2

Player	GP-GS	MP	FG-FGA	Pct	3FG-3FGA	Pct	FT-FTA	Pct	Reb-Avg	Ast	TO	BS	St	Pts-Avg
Currie	35-35	972	202-425	.475	42-100	.420	127-155	.819	203-5.8	99	69	9	48	573-16.4
Bass	35-35	867	160-259	.618	0-0	.000	72-111	.649	222-6.3	57	69	33	31	392-11.2
Harding	35-35	1012	138-287	.481	23-56	.411	75-96	.781	130-3.7	156	84	4	75	374-10.7
Bales	35-23	731	113-215	.526	0-0	.000	92-117	.786	236-6.7	40	44	120	42	318-9.1
A. Waner	35-15	758	111-246	.451	50-131	.382	38-55	.691	87-2.5	112	86	8	65	310-8.9
Black	34-12	636	109-202	.540	0-0	.000	49-84	.583	208-6.1	20	57	65	28	267-7.9
Smith	35-20	738	98-224	.438	20-63	.317	43-61	.705	96-2.7	121	74	4	42	259-7.4
Foley	35-0	565	71-160	.444	39-97	.402	16-19	.842	57-1.6	59	47	3	28	197-5.6
Kurz	30-0	347	62-115	.539	23-52	.442	14-16	.875	73-2.4	13	19	7	18	161-5.4
Gay	26-0	229	40-64	.625	0-0	.000	16-25	.640	62-2.4	8	17	13	20	96-3.7
Mitch	3-0	43	4-8	.500	1-4	.250	0-1	.000	4-1.3	10	7	1	4	9-3.0
E. Waner	23-0	202	17-54	.315	14-39	.359	5-7	.714	17-0.7	22	22	0	10	53-2.3
Team	—	—	—	—	—	—	—	—	137-3.9	—	5	—	—	—
Duke	35	7100	1125-2259	.498	212-542	.391	547-747	.732	1532-43.8	717	600	267	411	3009-86.0
Opps	35	7100	732-2085	.351	148-510	.290	426-636	.670	1167-33.3	384	741	111	306	2038-58.2

• **PF-DQ (Duke: 608-6; Opps: 626-13):** Black (90-1); Currie (83-0); Bass (75-1); Bales (64-0); A. Waner (62-0); Smith (56-2); Harding (48-1); Foley (47-1); Kurz (35-0); Gay (21-0); E. Waner (20-0); Mitch (6-0).

2006-07

Record: 32-2; ACC: 14-0; Home: 14-0; Away: 11-0; Neutral: 7-2

Player	GP-GS	MP	FG-FGA	Pct	3FG-3FGA	Pct	FT-FTA	Pct	Reb-Avg	Ast	TO	BS	St	Pts-Avg
A. Waner	34-34	969	175-380	.461	68-188	.362	60-78	.769	150-4.4	93	67	15	85	478-14.1
Harding	34-34	1035	169-381	.444	24-63	.381	101-135	.748	136-4.0	131	77	10	51	463-13.6
Bales	34													

YEAR-BY-YEAR TEAM/PLAYER STATS

2019-20 WOMEN'S BASKETBALL MEDIA GUIDE

2010-11

Record: 32-4; ACC: 12-2; Home: 17-0; Away: 11-3; Neutral: 4-1

Player	GP-GS	MP	FG-FGA	Pct	3FG-3FGA	Pct	FT-FTA	Pct	Reb-Avg	Ast	TO	BS	St	Pts-Avg
J. Thomas	36-36	1172	199-513	.388	65-166	.392	80-121	.661	139-3.9	123	104	20	85	543-15.1
Christmas	36-35	949	107-285	.375	15-71	.211	114-163	.699	227-6.3	60	76	13	57	343-9.5
Gray	34-18	721	99-229	.432	33-83	.398	66-82	.805	113-3.3	86	62	7	66	297-8.7
K. Thomas	36-36	981	109-231	.472	0-0	.000	57-104	.548	300-8.3	42	79	59	41	275-7.6
Peters	36-9	635	97-186	.522	6-21	.286	25-34	.735	131-3.6	24	64	7	16	225-6.3
Vernerey	36-11	671	89-189	.471	0-0	.000	35-83	.422	146-4.1	24	57	23	35	213-5.9
Liston	32-2	384	60-131	.458	28-72	.389	29-42	.690	67-2.1	28	30	2	19	177-5.5
Selby	34-10	443	49-125	.392	23-57	.404	7-10	.700	51-1.5	49	32	1	30	128-3.8
Wells	36-5	494	51-137	.372	13-53	.245	12-20	.600	33-0.9	62	40	7	53	127-3.5
R. Jackson	28-3	292	35-88	.398	2-10	.200	21-31	.677	68-2.4	12	24	1	22	93-3.3
Scheer	36-15	458	44-127	.346	14-48	.292	15-24	.625	98-2.7	30	27	26	23	117-3.3
Team	—	—	—	—	—	—	—	—	140-3.9	—	—	—	—	—
Duke	36	7200	939-2241	.419	199-581	.343	461-714	.646	1513-42.0	540	596	166	447	2538-70.5
Opps	36	7200	732-1972	.371	198-650	.305	341-544	.627	1262-35.1	450	766	123	268	2003-55.6

• PF-DQ (Duke: 580-3; Opps: 636); Peters (76-1); K. Thomas (75-1); Christmas (73-0); Scheer (66-1); Vernerey (62-0); J. Thomas (57-0); Gray (49-0); Wells (36-0); Selby (32-0); R. Jackson (30-0); Liston (24-0).

2011-12

Record: 27-6; ACC: 15-1; Home: 13-1; Away: 11-2; Neutral: 3-3

Player	GP-GS	MP	FG-FGA	Pct	3FG-3FGA	Pct	FT-FTA	Pct	Reb-Avg	Ast	TO	BS	St	Pts-Avg
Williams	33-33	1008	186-383	.486	1-2	.500	88-145	.607	259-7.8	54	101	116	51	461-14.0
Gray	33-33	1064	153-334	.458	29-77	.377	78-95	.821	162-4.9	201	115	12	93	413-12.5
Liston	33-17	871	134-276	.486	54-124	.460	72-83	.867	129-3.9	48	49	1	42	397-12.0
Peters	33-33	902	155-303	.512	18-41	.439	29-39	.744	186-5.6	44	82	9	44	357-10.8
Wells	10-10	266	40-88	.455	9-22	.409	15-17	.882	21-2.1	40	14	3	36	104-10.4
R. Jackson	25-17	613	93-182	.511	6-16	.375	44-72	.611	116-4.6	28	44	2	45	236-9.4
Selby	27-18	694	69-170	.406	17-63	.270	30-39	.769	82-3.0	69	53	5	45	185-6.9
Vernerey	33-1	492	75-134	.560	0-0	.000	24-59	.407	102-3.1	30	38	20	20	174-5.3
Scheer	33-3	387	39-93	.419	6-30	.200	12-17	.706	88-2.7	19	28	18	19	96-2.9
Henson	8-0	93	6-25	.240	0-3	.000	2-9	.222	15-1.9	5	7	4	7	14-1.8
Johnson	24-0	184	13-32	.406	2-11	.182	10-13	.769	37-1.5	6	13	1	9	38-1.6
Frush	9-0	26	1-5	.200	1-5	.200	2-2	1.000	2-0.2	0	2	0	1	5-0.6
Team	—	—	—	—	—	—	—	—	123-3.7	—	—	—	—	—
Duke	33	6600	964-2025	.476	146-394	.371	406-590	.688	1322-40.1	544	555	191	412	2480-75.2
Opps	33	6600	684-1876	.365	162-539	.301	316-455	.695	1085-32.9	392	698	127	281	1846-55.9

• PF-DQ (Duke: 486-3; Opps: 522); Peters (82-2); Williams (78-1); Gray (66-0); Vernerey (47-0); Liston (46-0); Selby (45-0); Scheer (41-0); R. Jackson (35-0); Wells (20-0); Johnson (16-0); Frush (10-0).

2012-13

Record: 33-3; ACC: 17-1; Home: 16-0; Away: 11-2; Neutral: 6-1

Player	GP-GS	MP	FG-FGA	Pct	3FG-3FGA	Pct	FT-FTA	Pct	Reb-Avg	Ast	TO	BS	St	Pts-Avg
Williams	36-32	1063	215-423	.508	0-1	.000	116-167	.695	264-7.3	45	78	107	41	546-15.2
Liston	36-28	1046	163-364	.448	80-172	.465	81-87	.931	182-5.1	52	72	3	35	487-13.5
Gray	25-25	758	107-254	.421	22-54	.407	80-94	.851	132-5.3	136	66	3	89	316-12.6
Peters	36-36	1083	184-363	.507	27-57	.474	43-56	.768	273-7.6	67	97	17	40	438-12.2
Jones	36-36	1049	127-297	.428	26-76	.342	62-78	.795	160-4.4	144	129	11	63	342-9.5
Jackson	27-9	508	52-152	.342	5-31	.161	44-47	.772	90-3.3	10	36	4	31	153-5.7
Wells	31-8	617	58-138	.420	30-71	.423	13-17	.765	50-1.6	55	32	3	55	159-5.1
Vernerey	35-6	491	51-99	.515	0-0	.000	5-28	.179	92-2.6	38	34	37	28	107-3.1
Moore	25-0	194	26-58	.448	0-0	.000	11-22	.500	24-1.0	12	6	2	11	63-2.5
Johnson	34-0	360	27-75	.360	2-9	.222	13-26	.500	97-2.9	11	25	0	21	69-2.0
Frush	15-0	31	1-5	.200	1-5	.200	0-0	.000	5-0.3	1	2	0	0	3-0.2
Team	—	—	—	—	—	—	—	—	147-3.8	—	—	—	—	—
Duke	36	7200	1011-2228	.454	193-476	.405	468-632	.741	1516-42.1	571	597	187	414	2683-74.5
Opps	36	7200	720-2111	.341	179-623	.287	321-487	.659	1249-34.7	433	731	129	302	1940-53.9

PF-DQ (Duke: 517-10; Opps: 571); Williams (63-0); Liston (49-0); Gray (45-0); Peters (91-5); Jones (89-2); Jackson (39-2); Wells (35-0); Vernerey (54-1); Moore (21-0); Johnson (30-0); Frush (1-0).

2013-14

Record: 28-7; ACC: 12-4; Home: 13-4; Away: 10-2; Neutral: 5-1

Player	GP-GS	MP	FG-FGA	Pct	3FG-3FGA	Pct	FT-FTA	Pct	Reb-Avg	Ast	TO	BS	St	Pts-Avg
Liston	35-35	1098	209-398	.525	87-181	.481	98-115	.852	183-5.2	57	81	6	20	603-17.2
Williams	35-35	1066	202-384	.526	0-0	.000	80-142	.563	267-7.6	76	79	108	45	484-13.8
Jones	28-28	859	137-290	.472	40-103	.388	52-66	.788	115-4.1	148	90	4	59	366-13.1
Peters	31-31	966	143-307	.466	18-56	.321	43-63	.683	236-7.6	54	82	6	39	347-11.2
Gray	17-17	471	68-135	.504	10-30	.333	38-51	.745	71-4.2	122	55	4	50	184-10.8
Jackson	35-18	865	117-229	.811	9-25	.360	60-109	.550	128-3.7	49	63	5	30	303-8.7
Chidom	35-1	502	76-126	.603	0-0	.000	49-84	.583	139-4.0	13	50	29	20	201-5.7
Wells	19-0	212	24-59	.407	11-26	.423	12-18	.667	22-1.2	33	15	0	23	71-3.7
Johnson	31-5	462	45-91	.495	6-16	.375	32-49	.653	84-2.7	22	39	1	17	128-4.1
Cooper	31-0	247	28-61	.45	0-2	.000	9-21	.429	61-2.0	8	19	30	5	65-2.1
Henson	27-5	252	17-53	.321	5-16	.313	6-10	.600	47-1.7	4	18	16	12	45-1.7
Frush	10-0	27	1-5	.200	1-5	.200	0-0	.000	1-0.1	2	2	0	0	3-0.3
Team	—	—	—	—	—	—	—	—	135-3.9	—	—	—	—	—
Duke	35	7025	1067-2138	.499	187-460	.407	479-728	.658	1489-42.5	588	605	210	343	2800-80.0
Opps	35	7025	807-2194	.368	244-444	.314	370-526	.703	1176-33.6	464	599	91	266	2228-63.7

PF-DQ (Duke: 564-5; Opps: 641); Liston (58-0); Williams (77-4); Jones (61-0); Peters (61-0); Gray (33-0); Jackson (64-1); Chidom (59-0); Johnson (39-0); Wells (12-0); McCreavy-Cooper (61-0); Henson (37-0); Frush (2-0).

2014-15

Record: 23-11; ACC: 11-5; Home: 17-1; Away: 5-8; Neutral: 1-2

Player	GP-GS	MP	FG-FGA	Pct	3FG-3FGA	Pct	FT-FTA	Pct	Reb-Avg	Ast	TO	BS	St	Pts-Avg
Williams	32-32	1025	188-385	.488	0-0	.000	88-147	.599	288-9.0	81	92	95	48	464-14.5
Stevens	33-26	950	194-379	.512	13-46	.283	65-109	.596	271-8.2	56	85	30	35	466-14.1
Greenwell	34-34	1171	157-396	.396	72-202	.356	90-114	.789	187-5.5	70	107	8	66	476-14.0
Chidom	21-6	406	77-136	.566	0-0	.000	24-35	.686	105-5.0	39	43	18	21	178-8.5
Johnson	34-32	990	79-189	.418	22-62	.355	70-95	.737	137-4.0	126	87	6	59	250-7.4
Henson	33-17	667	49-137	.358	10-33	.303	25-36	.694	131-4.0	43	59	30	22	133-4.0
Cooper	34-7	479	49-117	.419	0-3	.000	37-62	.597	126-3.7	30	55	24	18	135-4.0
Belton	8-0	66	11-17	.647	0-0	.000	8-13	.615	18-2.3	2	11	3	1	30-3.8
Mathias	27-0	235	16-43	.372	0-1	.000	12-20	.600	53-2.0	6	11	3	5	44-1.6
Riggs	32-2	415	16-59	.271	15-54	.278	4-7	.571	27-0.8	29	22	1	16	51-1.6
Frush	15-1	33	1-5	.200	1-3	.333	6-10	.600	6-0.4	1	2	0	1	9-0.6
Team	—	—	—	—	—	—	—	—	134	—	—	—	—	—
Duke	34	6826	875-1984	.441	151-466	.324	466-690	.675	1532-45.1	501	623	221	306	2367-69.9
Opps	34	6825	716-2071	.346	247-835	.296	327-495	.661	1140-33.5	435	537	114	283	2006-59.0

PF-DQ (Duke: 537-4; Opps: 593); Williams (70-1); Stevens (55-0); Greenwell (54-1); Chidom (52-0); Johnson (93-1); Henson (63-0); Cooper (60-1); Belton (10-0); Mathias (27-0); Riggs (26-0); Frush (1-1)

2015-16

Record: 20-12; ACC: 8-8; Home: 11-5; Away: 5-6; Neutral: 4-1



20

Alana Beard
2001-04

On Jan. 24, 2004, Alana Beard became the first women's basketball player at Duke to have her jersey retired.

A sellout crowd of 9,314 packed Cameron Indoor Stadium to view the ceremony in a contest versus Tennessee. Beard, a native of Shreveport, La., joined the 11 men's basketball players who have had their jerseys retired.

In attendance along with Alana were her parents LeRoy and Marie Beard.

Over her career, Beard was the 2002-03 and 2003-04 National Player of the Year, a three-time ACC Player of the Year, three-time Kodak All-America, three-time Associated Press All-America, four-time All-ACC Defensive selection and we could go on and on...

Beard left Duke scoring an amazing 2,687 points, which is more than any women's player in Duke history. For her career, Beard registered averages of 19.8 points, 5.8 rebounds, 3.7 assists, 3.0 steals and hit 52.7 percent of her field goals.

Over her four years, she was selected ACC Player of the Week an ACC-record 18 times, which is 11 more than any other player in the history of the ACC. Beard was also the first player in ACC history to be named ACC Player of the Year for three straight years.



10

Lindsey Harding
2003-07

When Lindsey Harding arrived at Duke, no Blue Devil had ever had the honor of a retired jersey. She went on to watch Alana Beard's jersey be hung in the rafters in 2004 and wanted to have hers next to Beard's one day.

This dream became a reality on Jan. 20, 2008, as Harding's jersey was raised among the other great Duke Basketball players at halftime of the N.C. State game.

In attendance along with Harding was her father, Michael Harding, her mom Lillian Andrews and her stepmom Carlotta Harding.

Over her career, Harding scored 1,298 points, posted a school-record 579 assists, 565 rebounds and 261 steals.

Harding, who is from Houston, Texas, became only the second Duke player (Alana Beard) and sixth ACC player in league history to notch over 1,000 points, 500 assists, 500 rebounds and 250 steals over their career.

As a senior, Harding earned the Naismith Award and ESPN.com National Player of the Year, while also taking home the inaugural Defensive Player of the Year award from the WBCA. A first team All-America as a senior, Harding also won the Nancy Lieberman Award as the nation's top point guard, won the ACC Player of the Year, ACC Defensive Player of the Year and earned the Frances Pomeroy Naismith Award.



1

Elizabeth Williams
2012-15

After coming in as a nation's No. 1 recruit, Elizabeth Williams didn't disappoint over her four years with the Blue Devils.

On Dec. 29, 2016, Williams had her jersey retired and in attendance with her was her parents Dr. Alex & Margaret Williams, brother (Mark) and sister (Victoria).

Williams, Duke's first four-time Associated Press All-America and only the eighth NCAA player to earn those honors each of her four years, earned the 2015 WBCA National Defensive Player of the Year.

She became the first ACC player in history to register over 1,900 points, 1,000 rebounds and 400 blocks and just the second Duke player to post 1,000 rebounds in a career.

Williams was the the second player in ACC history to be named First Team All-ACC four straight years and was the first four-time ACC Defensive Player of the Year.

A product of Virginia Beach, Va., Williams blocked a shot in the first 91 games she appeared in at Duke, which is a Duke and ACC record and became the fourth-quickest Blue Devil to reach 1,000 points in 69 games. She was one of only six Duke players to post a triple-double.

She finished her career ranking ninth all-time in NCAA history in blocked shots with 426 and listed fifth in NCAA Tournament history with 44.

Career Statistics

Alana Beard

YEAR	G-GS	MIN-AVG	FG-FGA	PCT	3P-3PA	PCT	FT-FTA	PCT	REB	AVG	PF-FO	AST	TO	BS	ST	PTS	AVG
2000-01	30-30	893-29.8	194-379	.512	10-51	.196	111-141	.787	136	4.5	86-4	113	81	30	106	509	17.0
2001-02	35-35	1164-33.1	275-481	.572	25-66	.379	119-158	.753	213	6.1	88-2	154	93	25	114	694	19.8
2002-03	37-37	1161-31.4	294-558	.527	24-85	.282	201-259	.776	256	6.9	98-0	110	87	48	104	813	22.0
2003-04	34-34	1067-31.4	242-488	.496	36-115	.313	151-194	.778	184	5.4	74-0	132	76	46	80	671	19.7
Career	136-136	4285-31.5	1005-1906	.527	95-317	.300	582-752	.774	789	5.8	346-6	509	337	149	404	2687	19.8

Lindsey Harding

YEAR	G-GS	MIN-AVG	FG-FGA	PCT	3P-3PA	PCT	FT-FTA	PCT	REB	AVG	PF--FO	AST	TO	BS	ST	PTS	AVG
2002-03	37-16	958-25.9	84-192	.438	1-13	.077	62-81	.765	145	3.9	63-1	124	59	9	68	231	6.2
2003-04	34-33	1003-29.5	83-181	.459	7-29	.241	57-87	.655	154	4.5	60-1	168	76	2	67	230	6.8
2004-05	Redshirt Season																
2005-06	35-35	1012-28.9	138-287	.481	23-56	.411	75-96	.781	130	3.7	48-1	156	84	4	75	374	10.7
2006-07	34-34	1035-30.4	169-381	.444	24-63	.381	101-135	.748	136	4.0	49-0	131	77	10	51	463	13.6
Career	140-118	4008-28.6	474-1041	.455	55-161	.342	295-399	.739	565	4.0	220-3	579	296	25	261	1298	9.3

Elizabeth Williams

YEAR	G-GS	MIN-AVG	FG-FGA	PCT	3P-3PA	PCT	FT-FTA	PCT	REB	AVG	PF--FO	AST	TO	BS	ST	PTS	AVG
2011-12	33-33	1008-30.5	186-383	.486	1-2	.500	88-145	.607	259	7.8	78-1	54	101	116	51	461	14.0
2012-13	36-36	1063-29.5	215-423	.508	0-1	.000	116-167	.695	264	7.3	63-0	45	78	107	41	546	15.2
2013-14	35-35	1066-30.5	202-384	.526	0-0	.000	80-142	.563	267	7.6	77-4	76	79	108	45	484	13.8
2014-15	32-32	1025-32.0	188-385	.488	0-0	.000	88-147	.599	288	9.0	10-1	81	92	95	48	464	14.5
Career	136-132	4162-30.6	791-1575	.502	1-3	.333	372-601	.619	1078	7.9	288-6	256	350	426	185	1955	14.4

All-Time Results

Year-by-Year Results	158-166
Duke Year-by-Year Record	167
Duke Versus Ranked Opponents	168-169
All-Time Series Results	170-179
100-Point Games.....	179
Series Results	180
Duke Versus the Conferences.....	181

1975-76

Coach: Emma Jean Howard

Record: 0-14

Dec. 3	St. Augustine	L	45-65
Dec. 6	Pfeiffer	L	49-77
Dec. 9	at Peace	L	48-81
Jan. 13	at North Carolina	L	53-85
Jan. 15	N.C. Central	L	36-64
Jan. 20	East Carolina	L	31-72
Jan. 22	at Campbell	L	55-73
Jan. 26	N.C. Central	L	43-44
Jan. 29	N.C. State	L	37-67
Jan. 31	at UNC Charlotte	L	47-64
Feb. 3	Campbell	L	69-72
Feb. 7	at Elon College	L	43-82
Feb. 14	Elon College	L	47-50
Feb. 19	at N.C. State	L	35-78

1976-77

Coach: Emma Jean Howard

Record: 2-12

Jan. 19	at Wake Forest	L	52-57
Jan. 21	Elon College	L	47-48
Jan. 25	UNC Charlotte	W	64-60
Jan. 28	Virginia Commonwealth	L	48-49
Feb. 1	#14 N.C. State	L	35-87
Feb. 3	at Campbell	L	63-78
Feb. 5	Shaw	L	59-76
Feb. 8	at Shaw	L	51-89
Feb. 11	at Western Carolina	L	45-77
Feb. 12	at N.C. Central	L	47-52
Feb. 16	N.C. Central	W	58-53
Feb. 19	Campbell	L	48-66
Feb. 21	at Elon College	L	38-74
Feb. 24	vs. Campbell ¹	L	50-61

1 - NCAIAW Tournament (High Point, N.C.)

1977-78

Coach: Debbie Leonard

Record: 1-19, 0-8 ACC (7th)

Dec. 1	UNC Greensboro	L	57-82
Dec. 3	at East Carolina	L	55-80
Dec. 5	Virginia*	L	57-74
Dec. 8	Wake Forest*	L	54-55
Jan. 11	at Clemson*	L	59-118
Jan. 14	#7 Maryland*	L	47-117
Jan. 19	at #2 N.C. State*	L	43-125
Jan. 20	at Virginia Commonwealth	W	65-59
Jan. 24	at North Carolina*	L	68-87
Jan. 26	at UNC Greensboro	L	63-81
Jan. 28	at Appalachian State	L	60-87
Feb. 2	#2 N.C. State*	L	36-86
Feb. 4	at UNC Charlotte	L	62-72
Feb. 6	East Carolina	L	66-70
Feb. 9	vs. #7 Maryland ¹	L	39-103
Feb. 16	Appalachian State	L	68-75
Feb. 18	Western Carolina	L	56-93
Feb. 20	at Davidson	L	61-62
Feb. 24	North Carolina*	L	72-80
Mar. 2	vs. East Carolina ²	L	47-87

1 - ACC Tournament (Charlottesville, Va.)

2 - NCAIAW Tournament (Greenville, N.C.)

1978-79

Coach: Debbie Leonard

Record: 11-11, 3-6 ACC (5th)

Nov. 28	UNC Wilmington	W	71-61
Nov. 30	at Wake Forest*	W	65-52
Dec. 2	at East Carolina	L	66-81
Dec. 4	Guilford	W	82-48
Dec. 7	North Carolina*	L	65-82
Dec. 12	at Virginia Commonwealth	W	70-57
Jan. 10	Catawba	W	82-33

Jan. 13	Georgia Tech*	W	70-55
Jan. 16	at UNC Greensboro	W	65-51
Jan. 18	at #3 Maryland*	L	55-82
Jan. 20	#7 N.C. State*	L	44-99
Jan. 24	at Virginia*	L	61-68
Jan. 26	Peace	W	90-75
Jan. 29	Wake Forest*	W	77-66
Jan. 31	UNC Greensboro	W	64-52
Feb. 5	Clemson*	L	58-94
Feb. 8	vs. Clemson ¹	L	56-81
Feb. 12	Davidson	W	78-25
Feb. 16	at Appalachian State	L	64-85
Feb. 17	at Western Carolina	L	78-89
Feb. 20	at North Carolina*	L	54-69
Feb. 22	vs. East Carolina ²	L	46-69

1 - ACC Tournament (Raleigh, N.C.)

2 - NCAIAW Tournament (Boone, N.C.)

1979-80

Coach: Debbie Leonard

Record: 14-13, 5-5 ACC (4th)

Nov. 24	vs. Wake Forest* ¹	W	80-70
Nov. 25	at Virginia*	L	58-74
Nov. 29	at #5 N.C. State*	L	55-86
Dec. 1	East Carolina	W	76-75
Dec. 3	at Furman	W	90-56
Dec. 6	at North Carolina*	L	58-91
Dec. 8	UNC Asheville	W	101-53
Dec. 21	vs. St. John's	L	55-79
Dec. 22	at Princeton	W	66-61
Jan. 5	Colorado	L	64-78
Jan. 9	at #18 Clemson*	L	56-111
Jan. 11	Connecticut	L	69-81
Jan. 12	vs. Georgia State	L	57-68
Jan. 16	Wake Forest*	W	71-68
Jan. 18	#15 Maryland*	L	63-82
Jan. 19	Virginia Commonwealth	W	64-58
Jan. 21	at Georgia Tech*	W	72-71
Jan. 23	Virginia*	W	65-63
Jan. 28	Peace	W	83-60
Feb. 2	Appalachian State	W	88-70
Feb. 5	at UNC Wilmington	L	67-68
Feb. 8	vs. North Carolina ²	L	63-85
Feb. 11	at UNC Greensboro	W	82-74
Feb. 14	North Carolina	W	66-61
Feb. 19	at Guilford	W	82-69
Feb. 22	vs. North Carolina ³	L	59-83
Feb. 23	vs. East Carolina ³	L	65-99

1 - ACC Tip-Off Classic (Charlottesville, Va.)

2 - ACC Tournament (College Park, Md.)

3 - NCAIAW Tournament (Raleigh, N.C.)

1980-81

Coach: Debbie Leonard

Record: 11-14, 3-6 ACC (6th)

Nov. 21	at St. Joseph's	L	57-84
Nov. 22	at LaSalle	L	74-91
Nov. 29	George Mason	W	86-50
Dec. 2	UNC Wilmington	W	78-77
Dec. 4	#10 N.C. State*	L	78-96
Dec. 6	Appalachian State	W	90-71
Dec. 8	Wake Forest*	W	98-75
Dec. 10	at Virginia*	L	57-73
Jan. 2	at Cincinnati	L	64-86
Jan. 3	at Dayton	L	78-99
Jan. 5	at Xavier	W	74-46
Jan. 8	Manhattan	W	74-54
Jan. 10	at #17 Maryland*	L	68-85
Jan. 14	at Wake Forest*	W	76-61
Jan. 19	at East Carolina	L	69-79
Jan. 24	at Virginia Tech	L	55-66
Jan. 29	North Carolina*	L	65-77
Jan. 31	UNC Asheville	W	85-54

Feb. 2	#20 Clemson*	L	54-67
Feb. 6	Georgia Tech*	W	74-51
Feb. 7	Furman	W	89-48
Feb. 12	vs. #12 Maryland ¹	L	49-72
Feb. 18	at North Carolina*	L	47-77
Feb. 23	at Appalachian State	W	69-46
Mar. 2	vs. Appalachian State ²	L (OT)	73-74

1 - ACC Tournament (Clemson, S.C.)

2 - NCAIAW Tournament (Chapel Hill, N.C.)

1981-82

Coach: Debbie Leonard

Record: 14-15, 3-8 ACC (6th)

Nov. 20	George Washington	W	82-45
Nov. 21	Marshall	L	57-58
Nov. 27	Georgia Tech*	W	62-50
Dec. 1	at Wake Forest*	L	60-67
Dec. 3	North Carolina*	L	47-73
Dec. 8	#9 N.C. State*	L	53-70
Dec. 11	Virginia Tech	W	71-58
Jan. 3	#12 Maryland*	L	52-65
Jan. 8	at Stetson	W	79-59
Jan. 9	vs. Georgia Southern	L	58-64
Jan. 12	Wake Forest*	W	75-52
Jan. 15	vs. James Madison ¹	L	75-76
Jan. 16	vs. Campbell ¹	W	83-64
Jan. 19	at North Carolina*	L	59-93
Jan. 23	at Clemson*	L	59-84
Jan. 25	Stetson	W	70-44
Jan. 27	Virginia*	W	80-63
Jan. 30	at Appalachian State	W	75-60
Feb. 5	at North Georgia	W	74-62
Feb. 6	at Georgia Tech*	L	61-64
Feb. 10	at #8 N.C. State*	L	61-81
Feb. 13	at UNC Asheville	W	60-45
Feb. 16	East Carolina	L	57-79
Feb. 19	Appalachian State	W	85-73
Feb. 21	at UNC Wilmington	L	57-59
Feb. 26	at #9 N.C. State ²	L	55-69
Mar. 9	James Madison ³	W	63-60
Mar. 12	at East Tennessee St.* ⁴	W (OT)	74-73
Mar. 13	vs. Vanderbilt ⁴	L	57-75

1 - Played in Greenville, N.C.

2 - ACC Tournament (Raleigh, N.C.)

3 - AIAW Region II Tournament (Durham, N.C.)

4 - AIAW Region II Tournament (Johnson City, Tenn.)

1982-83

Coach: Debbie Leonard

Record: 15-10, 6-7 ACC (4th)

Nov. 26	Eastern Kentucky	W	74-57
Dec. 1	at Clemson*	W	72-70
Dec. 4	UNC Charlotte	W	78-46
Dec. 10	vs. Furman	W	88-51
Dec. 11	vs. Baptist	W	86-37
Dec. 30	Virginia*	W	73-63
Jan. 3	at Georgia Tech*	W	55-43
Jan. 6	at Manhattan	L	64-69
Jan. 7	at Wagner	W	87-56
Jan. 11	#20 North Carolina*	L	68-84
Jan. 14	San Diego State	W	82-68
Jan. 18	#3 Maryland*	L	49-72
Jan. 22	Richmond	W	77-65
Jan. 26	at N.C. State*	L	55-71
Jan. 29	Clemson*	W	95-81
Jan. 31	Georgia Tech*	W	80-40
Feb. 2	at Wake Forest*	W	76-58
Feb. 5	at Virginia*	L	63-66
Feb. 13	at #8 Maryland*	L	68-89
Feb. 17	at #20 North Carolina*	L	65-82
Feb. 19	at UNC Charlotte	L	66-73
Feb. 22	#16 N.C. State*	L	81-102
Feb. 25	Appalachian State	W	89-51

Feb. 28 Western Carolina W 77-67
 Mar. 4 Clemson¹ L (OT) 92-93
 1 - ACC Tournament (Fayetteville, N.C.)

1983-84

Coach: Debbie Leonard

Record: 13-14, 5-9 ACC (6th)

Nov. 26 N.C. Central W 103-60
 Nov. 27 Mars Hill W 90-47
 Nov. 29 Virginia* L 58-72
 Dec. 2 vs. Toledo¹ W 66-59
 Dec. 3 at Eastern Kentucky¹ L 44-46
 Dec. 6 #15 Clemson* L 72-78
 Dec. 10 at #8 Maryland* L 54-81
 Dec. 29 vs. Providence² L 64-65
 Dec. 30 vs. Seton Hall² L 67-74
 Jan. 1 vs. Florida International² L 56-83
 Jan. 7 at Georgia Tech* W 74-72
 Jan. 11 at North Carolina* L 63-72
 Jan. 14 Pennsylvania W 74-47
 Jan. 17 at #14 Clemson* L 73-79
 Jan. 20 Wake Forest* W 66-57
 Jan. 24 #20 N.C. State* L 62-86
 Jan. 28 at Richmond W 81-71
 Feb. 1 at Wake Forest* L 58-73
 Feb. 4 at #17 Virginia* L 55-82
 Feb. 8 #17 Maryland* L 63-64
 Feb. 11 Georgia Tech* W 69-61
 Feb. 16 #16 North Carolina* W 80-67
 Feb. 18 Campbell W 89-64
 Feb. 21 at #15 N.C. State* W (OT) 74-73
 Feb. 25 UNC Wilmington W 87-69
 Feb. 27 North Carolina A&T W 78-39
 Mar. 2 vs. #16 N.C. State³ L 68-81

1 - Eastern Kentucky Tournament (Richmond, Ky.)
 2 - Dial Classic (Miami, Fla.)
 3 - ACC Tournament (Fayetteville, N.C.)

1984-85

Coach: Debbie Leonard

Record: 19-8, 7-7 ACC (5th)

Nov. 20 N.C. Central W 109-53
 Nov. 23 vs. Furman¹ W 103-66
 Nov. 24 vs. William & Mary¹ W 86-48
 Nov. 28 Mars Hill W 93-60
 Dec. 1 at Radford W 83-64
 Dec. 5 at Wake Forest* L 53-64
 Dec. 8 Maryland* W 68-58
 Dec. 20 at Stetson W 67-56
 Dec. 20 vs. Georgetown² W 84-49
 Dec. 21 vs. Georgia Southern² W 71-65
 Dec. 31 Clemson* W 84-76
 Jan. 5 #11-- Virginia* L 58-75
 Jan. 8 North Carolina* W 63-62
 Jan. 12 at Georgia Tech* W 65-58
 Jan. 14 at Clemson* W 76-70
 Jan. 19 Wake Forest* L 55-59
 Jan. 22 at N.C. State* L 62-68
 Jan. 25 Georgia Tech* W 75-67
 Jan. 29 Richmond W 73-46
 Feb. 2 at #15/17 Virginia* L 66-74
 Feb. 6 at Maryland* W 63-60
 Feb. 12 at North Carolina* L 68-88
 Feb. 15 Virginia Commonwealth W 86-62
 Feb. 19 #15/15 N.C. State* L 72-73
 Feb. 23 at UNC Wilmington W 96-86
 Mar. 1 vs. Clemson³ W 81-76
 Mar. 2 vs. #14/14 N.C. State³ L 57-89

1 - Duke/WFU Doubleheader (Winston-Salem, N.C.)
 2 - USF Holiday Classic (Tampa, Fla.)
 3 - ACC Tournament (Fayetteville, N.C.)

1985-86

Coach: Debbie Leonard

Record: 21-9, 9-5 ACC (3rd)

Women's National Invitational

Nov. 23 Maryland-Eastern Shore W 85-58
 Nov. 26 Cheyney W 98-66
 Nov. 30 at George Mason W 85-66
 Dec. 1 at Richmond W 99-65
 Dec. 4 Wake Forest* W 77-67
 Dec. 7 at Maryland* L 60-74
 Dec. 18 at Rider W 79-36
 Dec. 19 at Seton Hall W 88-66
 Dec. 27 vs. Washington¹ L 71-83
 Dec. 28 vs. Cheyney¹ W 100-56
 Dec. 30 Indiana State W 94-40
 Jan. 4 Radford W 86-72
 Jan. 7 #19/18 North Carolina* W 79-78
 Jan. 11 at Georgia Tech* W 78-69
 Jan. 13 at Clemson* W 93-77
 Jan. 18 at #4/4 Virginia* L 76-90
 Jan. 21 N.C. State* W 70-66
 Jan. 25 Georgia Tech* W 77-61
 Jan. 27 Princeton W 77-35
 Feb. 1 #3/3 Virginia* L 67-81
 Feb. 5 at N.C. State* L 86-102
 Feb. 8 Clemson* W 80-76
 Feb. 12 at #13/13 North Carolina* W 86-79
 Feb. 15 at Wake Forest* W 76-59
 Feb. 17 UNC Asheville W 95-41
 Feb. 22 Maryland* L 67-72
 Mar. 1 vs. Wake Forest² L 71-72
 Mar. 20 at West Texas State³ W 68-67
 Mar. 21 vs. Northwestern State³ L 88-89
 Mar. 22 vs. Notre Dame³ L 67-74

1 - Texaco-Havoline Christmas Cl. (Villanova, Pa.)
 2 - ACC Tournament (Fayetteville, N.C.)
 3 - WNIT (Amarillo, Texas)

1986-87

Coach: Debbie Leonard

Record: 19-10, 7-7 ACC (4th)

NCAA Tournament - Second Round

Nov. 28 vs. Florida¹ W 76-74
 Nov. 29 at DePaul¹ L 72-78
 Dec. 3 Clemson* W 78-72
 Dec. 6 Appalachian State W 84-66
 Dec. 9 Winthrop W 80-45
 Dec. 12 at #16/17 Maryland* L 64-65
 Dec. 27 at Hofstra W 82-69
 Dec. 29 at St. John's² W 80-63
 Dec. 30 vs. Kentucky² W 68-63
 Jan. 2 East Carolina W 84-70
 Jan. 4 Old Dominion W 63-56
 Jan. 7 at North Carolina* L 68-76
 Jan. 10 Brigham Young W 80-60
 Jan. 14 Wake Forest* L 72-73
 Jan. 17 #--/22 Maryland* W 70-63
 Jan. 21 #14/14 N.C. State* L 79-86
 Jan. 24 at #6/6 Virginia* L 43-71
 Jan. 26 Georgia Tech* W 85-66
 Jan. 31 at Wake Forest* W 84-63
 Feb. 3 at #13/15 N.C. State* W 76-69
 Feb. 7 at Georgia Tech* W 86-72
 Feb. 9 at Clemson* L 76-79
 Feb. 12 Richmond W 68-52
 Feb. 14 Northern Illinois W 85-68
 Feb. 21 #7/9 Virginia* W 77-76
 Feb. 23 North Carolina* L 67-83
 Feb. 28 vs. Maryland³ L 62-64
 Mar. 11 Manhattan⁴ W 70-55
 Mar. 14 at #5/6 Rutgers⁵ L 64-78

1 - DePaul Tournament (Chicago, Ill.)

2 - Cahill Invitational (Jamaica, N.Y.)
 3 - ACC Tournament (Fayetteville, N.C.)
 4 - NCAA First Round (Durham, N.C.)
 5 - NCAA Second Round (Piscataway, N.J.)

1987-88

Coach: Debbie Leonard

Record: 17-11, 5-9 ACC (5th)

Nov. 27 Wisconsin W 86-66
 Nov. 30 Howard W 83-71
 Dec. 5 vs. Southern California¹ W 78-75
 Dec. 6 at Providence¹ W 87-75
 Dec. 10 East Tennessee State W 86-48
 Dec. 12 at East Carolina W 68-49
 Dec. 21 Harvard W 86-61
 Dec. 27 at California W 85-57
 Dec. 29 at San Jose State² W 86-47
 Dec. 30 vs. Purdue² W 76-71
 Jan. 2 Boston University W 73-58
 Jan. 4 Clemson* W 68-61
 Jan. 9 at #15/14 Maryland* L 73-83
 Jan. 12 at Wake Forest* L 57-58
 Jan. 15 Georgia Tech* W (OT) 77-71
 Jan. 19 at N.C. State* L 85-97
 Jan. 23 #14/14 Virginia* L 49-72
 Jan. 27 North Carolina* L 65-66
 Jan. 30 at Georgia Tech* W 80-71
 Feb. 1 at Clemson* L 65-78
 Feb. 6 Notre Dame L 66-78
 Feb. 10 at Old Dominion W 83-81
 Feb. 13 #11/12 Maryland* W 81-73
 Feb. 16 Wake Forest* L 59-62
 Feb. 20 at North Carolina* L 64-68
 Feb. 24 N.C. State* W 68-66
 Feb. 27 at #9/10 Virginia* L 67-79
 Mar. 5 vs. #--/25 Clemson³ L 65-81

1 - Lady Friar Classic (Providence, R.I.)
 2 - Tip-Off Classic (San Jose, Calif.)
 3 - ACC Tournament (Fayetteville, N.C.)

1988-89

Coach: Debbie Leonard

Record: 12-16, 2-12 ACC (7th)

Nov. 25 vs. Eastern Washington¹ W 79-57
 Nov. 26 vs. San Diego¹ W 64-56
 Nov. 30 East Carolina W 93-60
 Dec. 2 Cleveland State² W 100-60
 Dec. 3 James Madison² W 80-79
 Dec. 5 William & Mary W 65-47
 Dec. 9 vs. Connecticut³ W 83-69
 Dec. 10 at Virginia Commonwealth³ W 83-76
 Dec. 20 #6/7 Stanford L 76-91
 Dec. 29 at Tulane W 80-72
 Dec. 30 at Southeastern Louisiana W 82-71
 Jan. 2 at Clemson* L 55-69
 Jan. 7 at #13/13 Virginia* L 66-78
 Jan. 10 at North Carolina* L (OT) 92-93
 Jan. 14 #8/8 Maryland* L 86-87
 Jan. 17 #16/14 N.C. State* L 68-75
 Jan. 21 #--/24 Old Dominion L 70-77
 Jan. 24 Wake Forest* L 69-72
 Jan. 28 Georgia Tech* L (OT) 94-97
 Jan. 31 at Richmond W 70-87
 Feb. 4 at #6/4 Maryland* L 64-100
 Feb. 8 Clemson* L 50-71
 Feb. 11 #14/14 Virginia* L 81-99
 Feb. 15 North Carolina* W 74-72
 Feb. 21 at #15/14 N.C. State* L 78-92
 Feb. 25 at Georgia Tech* W 78-71
 Feb. 27 at Wake Forest* L 74-79
 Mar. 4 vs. #14/14 N.C. State⁴ L 50-89

1 - Downeast Auto Classic (Bangor, Maine)

2 - Duke Dial Soap Classic (Durham, N.C.)
 3 - VCU Classic (Richmond, Va.)
 4 - ACC Tournament (Fayetteville, N.C.)

2 - Duke Dial Soap Classic (Durham, N.C.)
 3 - Coca Cola Jowers Jamboree (San Marcos, Texas)
 4 - USF Holiday Classic (Tampa, Fla.)
 5 - ACC Tournament (Fayetteville, N.C.)

1 - Duke Classic (Durham, N.C.)
 2 - Seattle Times Husky Classic (Seattle, Wash.)
 3 - ACC Tournament (Rock Hill, S.C.)

1989-90

Coach: Debbie Leonard

Record: 15-13, 4-10 ACC (6th)

Nov. 25	vs. Illinois ¹	L	63-68
Nov. 26	vs. St. John's ¹	W	95-63
Nov. 28	at Appalachian State	W	73-65
Dec. 1	New Hampshire ²	W	82-47
Dec. 2	Boston College ²	W	85-64
Dec. 6	Western Carolina	W	77-64
Dec. 9	at William & Mary	W	65-62
Dec. 18	at #23/24 Old Dominion	L	78-92
Dec. 25	at Wagner ³	W	66-56
Dec. 28	vs. Hofstra ³	W	86-48
Dec. 31	at Seton Hall	W	72-65
Jan. 3	Radford	W	62-58
Jan. 5	at #12/13 Maryland*	L	60-68
Jan. 10	#8/11 N.C. State*	L	87-103
Jan. 13	Georgia Tech*	W	72-68
Jan. 16	#9/12 Virginia*	W	84-74
Jan. 20	North Carolina*	W	90-88
Jan. 24	at Wake Forest*	L	63-72
Jan. 27	at Georgia Tech*	L	74-78
Jan. 29	at Clemson*	L	49-64
Feb. 3	Wake Forest*	W	66-61
Feb. 7	at #11/11 N.C. State*	L	61-80
Feb. 10	at #12/12 Virginia*	L	62-86
Feb. 14	UNC Charlotte	W	65-49
Feb. 18	Maryland*	L	58-62
Feb. 21	at North Carolina*	L	56-58
Feb. 26	Clemson*	L	60-65
Mar. 3	vs. Clemson ⁴	L	68-77

1 - Bowling Green Bank (Bowling Green, Ky.)
 2 - Duke Dial Soap Classic (Durham, N.C.)
 3 - Wagner Christmas Tournament (Staten Island, N.Y.)
 4 - ACC Tournament (Fayetteville, N.C.)

1990-91

Coach: Debbie Leonard

Record: 16-12, 6-8 ACC (5th)

Nov. 24	vs. Louisville ¹	L	66-73
Nov. 25	vs. Georgetown ¹	W	80-68
Nov. 29	East Tennessee State	W	85-55
Dec. 1	Harvard ²	W	90-76
Dec. 2	#9/9 Purdue ²	L	58-69
Dec. 7	vs. San Antonio ³	W	71-68
Dec. 8	at Southwest Texas St. ³	W	68-57
Dec. 18	Charleston	W	82-54
Dec. 21	vs. South Alabama ⁴	W	76-70
Dec. 22	at South Florida ⁴	W	78-62
Dec. 28	Xavier	L	73-78
Jan. 2	Wisconsin-Green Bay	W	70-59
Jan. 5	#1/1 Virginia*	L	56-92
Jan. 9	at #3/4 N.C. State*	L	84-96
Jan. 12	Old Dominion	W	70-62
Jan. 15	North Carolina*	W	78-72
Jan. 18	Wake Forest*	W	65-52
Jan. 21	Maryland*	L	63-74
Jan. 26	at Georgia Tech*	W	93-79
Jan. 28	at #20/20 Clemson*	L	49-63
Feb. 1	at Maryland*	W	45-44
Feb. 6	#3/4 N.C. State*	L	63-98
Feb. 9	at #1/1 Virginia*	L	61-86
Feb. 16	at Wake Forest*	L	51-68
Feb. 19	at North Carolina*	W	59-54
Feb. 22	#24/-- Clemson*	L	59-67
Feb. 24	Georgia Tech*	W	89-76
Mar. 2	vs. Clemson ⁵	L	58-60

1 - Felpausch/MSU Holiday Classic (Lansing, Mich.)

1991-92

Coach: Debbie Leonard

Record: 14-15, 4-12 ACC (8th)

Nov. 23	at East Tennessee State	W	104-71
Nov. 27	UNC Wilmington	W	94-37
Nov. 30	vs. Fairfield ¹	W	75-68
Dec. 1	at Harvard ¹	W	86-63
Dec. 6	Yale ²	W	60-55
Dec. 7	Seton Hall ²	L	60-67
Dec. 11	UNC Asheville	W	100-42
Dec. 14	UNC Greensboro	W	87-76
Dec. 28	at #12/11 Purdue ³	L	58-74
Dec. 29	vs. Kent State ³	W	84-79
Jan. 3	Georgia Tech*	W	80-76
Jan. 7	at #12/11 N.C. State*	W	73-69
Jan. 10	#15/15 Clemson*	L	72-107
Jan. 15	at North Carolina*	L	54-58
Jan. 18	at Wake Forest*	W	73-59
Jan. 21	at Florida State*	L	55-67
Jan. 24	#1/1 Maryland*	L	54-80
Feb. 1	#2/2 Virginia*	L	54-81
Feb. 5	Loyola (MD)	W	109-59
Feb. 8	Florida State*	L	53-61
Feb. 12	#24/24 North Carolina*	L	64-69
Feb. 15	at #2/2 Virginia*	L	48-93
Feb. 18	N.C. State*	L	67-87
Feb. 22	at #4/5 Maryland*	L	69-74
Feb. 26	Wake Forest*	W	69-61
Feb. 29	at #19/18 Clemson*	L	59-63
Mar. 2	at Georgia Tech*	L	53-75
Mar. 6	vs. Wake Forest ⁴	W	61-52
Mar. 7	vs. #1/1 Virginia ⁴	L	55-81

1 - Harvard Invitational (Cambridge, Mass.)
 2 - Duke Classic (Durham, N.C.)
 3 - Boilermaker Classic (West Lafayette, Ind.)
 4 - ACC Tournament (Rock Hill, S.C.)

1992-93

Coach: Gail Goestenkors

Record: 12-15, 3-13 ACC (9th)

Dec. 1	UNC Wilmington	W	88-52
Dec. 4	Northeastern ¹	W	64-53
Dec. 5	Virginia Tech ¹	W	85-63
Dec. 8	East Tennessee State	W	114-74
Dec. 11	at UNC Greensboro	W	80-76
Dec. 20	Appalachian State	W	79-76
Dec. 27	vs. Drake ²	W	71-58
Dec. 28	at Washington ²	L	48-72
Jan. 3	Florida State*	L	72-84
Jan. 6	Loyola (MD)	W	61-52
Jan. 9	at #9/9 Virginia*	L	57-76
Jan. 13	at N.C. State*	L	60-77
Jan. 16	#3/9 Maryland*	L	51-82
Jan. 19	at #20/20 North Carolina*	L	54-66
Jan. 23	at Radford	W	59-58
Jan. 25	Wake Forest*	L	60-64
Jan. 29	Georgia Tech*	L (OT)	80-86
Jan. 31	at #21/18 Clemson*	L	63-88
Feb. 5	at #7/9 Maryland*	L	71-90
Feb. 9	N.C. State*	W	82-65
Feb. 13	#14/14 Virginia*	L	61-97
Feb. 15	#--/21 Clemson*	W	67-65
Feb. 19	at Wake Forest*	W	71-59
Feb. 23	#18/18 North Carolina*	L	63-84
Feb. 26	at Georgia Tech*	L	67-72
Feb. 28	at Florida State*	L	67-74
Mar. 5	vs. Wake Forest ³	L	69-70

1993-94

Coach: Gail Goestenkors

Record: 16-11, 7-9 ACC (5th)

Nov. 26	Morgan State	W	116-63
Nov. 29	at Loyola (MD)	W	76-67
Dec. 4	American ¹	W	104-71
Dec. 5	Miami (Ohio) ¹	W	98-54
Dec. 8	at Appalachian State	W	79-66
Dec. 11	McNeese State	W	103-50
Dec. 20	vs. Detroit Mercy ²	W	94-82
Dec. 21	at California ²	L	66-72
Dec. 31	N.C. State*	W	69-66
Jan. 2	at Wake Forest*	W	56-50
Jan. 5	at East Carolina	W	110-69
Jan. 12	at N.C. State*	L	70-71
Jan. 14	Georgia Tech*	W	77-59
Jan. 16	Florida State*	W	66-60
Jan. 19	#7/7 North Carolina*	L	68-79
Jan. 23	at Clemson*	W	74-67
Jan. 25	#12/12 Virginia*	L	66-87
Jan. 28	Clemson*	L	82-90
Feb. 1	Wake Forest*	W	60-51
Feb. 5	at Maryland*	L	50-67
Feb. 9	Western Carolina*	W	117-44
Feb. 12	at #9/9 Virginia*	L	60-73
Feb. 18	Maryland*	W	62-60
Feb. 22	at #5/5 North Carolina*	L	58-70
Feb. 25	at Florida State*	L	73-78
Feb. 27	at Georgia Tech*	L	56-61
Mar. 5	vs. Maryland ³	L	45-60

1 - Duke Classic (Durham, N.C.)
 2 - Oakland Tribune Classic (Berkeley, Calif.)
 3 - ACC Tournament (Rock Hill, S.C.)

1994-95

Coach: Gail Goestenkors

Record: 22-9, 10-6 ACC (4th)

NCAA Tournament - Second Round

Nov. 26	vs. Montana ¹	W	89-49
Nov. 27	at Old Dominion ¹	L	59-64
Nov. 30	UNC Asheville	W	114-57
Dec. 3	Wisconsin-Milwaukee ²	W	104-34
Dec. 4	Indiana State ²	W	100-66
Dec. 7	Florida State*	W	84-68
Dec. 18	Princeton	W	67-64
Dec. 21	Charleston Southern	W	101-57
Dec. 28	vs. James Madison ³	W	75-63
Dec. 29	at St. Joseph's ³	W	67-64
Jan. 1	Manhattan	W	101-71
Jan. 4	N.C. State*	W	91-70
Jan. 8	at Maryland*	W	80-62
Jan. 10	at #9/11 Virginia*	L	62-78
Jan. 16	Wake Forest*	W	76-58
Jan. 18	at Georgia Tech*	W	80-71
Jan. 25	#3/3 North Carolina*	W	74-72
Jan. 28	at Florida State*	W	75-71
Feb. 1	at Clemson*	L	64-78
Feb. 5	at N.C. State*	L	55-71
Feb. 7	Maryland*	W	67-63
Feb. 12	#8/9 Virginia*	L	61-67
Feb. 16	at Wake Forest*	W	78-66
Feb. 18	Georgia Tech*	W	77-68
Feb. 20	Clemson*	L (OT)	82-88
Feb. 25	at #12/12 North Carolina*	L	57-82
Mar. 3	vs. Clemson ⁴	W	78-71
Mar. 4	vs. #6 Virginia ⁴	W (OT)	83-82
Mar. 5	vs. #12 North Carolina ⁴	L	70-95
Mar. 16	vs. Oklahoma State ⁵	W	76-64

YEAR-BY-YEAR RESULTS

2019-20 WOMEN'S BASKETBALL MEDIA GUIDE

Mar. 18	at #13/15 Alabama ⁵	L	(4OT) 120-121
1 - Old Dominion Tournament (Norfolk, Va.)			
2 - Duke Women's Tournament (Durham, N.C.)			
3 - St. Joseph's Tournament (Philadelphia, Pa.)			
4 - ACC Tournament (Rock Hill, S.C.)			
5 - NCAA First & Second Rounds (Tuscaloosa, Ala.)			

1995-96

Coach: Gail Goestenkors

Record: 26-7, 12-4 ACC (2nd)

NCAA Tournament - Second Round

Nov. 15	Virginia Commonwealth ¹	W	93-51
Nov. 17	at Texas A&M ¹	L	73-83
Nov. 24	vs. Pepperdine ²	W	108-70
Nov. 25	vs. Mississippi State ²	W	72-67
Nov. 29	at UNC Asheville	W	95-57
Dec. 2	Delaware ³	W	95-50
Dec. 4	Michigan State ³	W	67-52
Dec. 6	Florida State*	W	92-30
Dec. 10	Seton Hall	W	76-66
Dec. 18	at West Virginia	W	84-64
Dec. 20	at Manhattan	W	73-61
Dec. 29	vs. Kentucky ⁴	W	73-54
Dec. 30	vs. Syracuse ⁴	W	84-40
Jan. 4	at #13/15 N.C. State*	L	73-75
Jan. 8	#8/5 Virginia*	L	60-61
Jan. 11	Maryland*	W	57-53
Jan. 14	at Wake Forest*	W	74-64
Jan. 17	Georgia Tech*	W	78-66
Jan. 24	at #-/24 North Carolina*	W	86-85
Jan. 27	at Florida State*	W	61-47
Jan. 31	#17/18 Clemson*	W	74-63
Feb. 2	#14/17 N.C. State*	L	74-80
Feb. 5	at Maryland*	L	52-63
Feb. 8	Wake Forest*	W	85-66
Feb. 10	at #9/8 Virginia*	W	72-69
Feb. 17	at Georgia Tech*	W	70-55
Feb. 19	at #16/20 Clemson*	W	75-65
Feb. 23	North Carolina*	W	61-58
Mar. 1	vs. Wake Forest ⁵	W	67-61
Mar. 2	vs. #19/23 N.C. State ⁵	W	79-62
Mar. 3	vs. #22/20 Clemson ⁵	L	54-71
Mar. 16	James Madison ⁶	W	85-53
Mar. 18	San Francisco ⁶	L	60-64

- 1 - Preseason NIT (Durham, NC & College Station, Texas)
- 2 - Univ. of New Orleans Tourn. (New Orleans, La.)
- 3 - Duke Classic (Durham, N.C.)
- 4 - ACC Big Four Classic (Greensboro, N.C.)
- 5 - ACC Tournament (Rock Hill, S.C.)
- 6 - NCAA First & Second Rounds (Durham, N.C.)

1996-97

Coach: Gail Goestenkors

Record: 19-11, 9-7 ACC (5th)

NCAA Tournament - Second Round

Nov. 23	UNC Asheville	W	90-52
Nov. 24	at UNC Greensboro	W	98-68
Nov. 27	West Virginia	W	84-70
Nov. 30	Illinois State ¹	W	85-58
Dec. 1	St. Joseph's ¹	W	63-46
Dec. 7	vs. #6/6 Old Dominion ²	L	77-89
Dec. 8	at Richmond ²	W	89-60
Dec. 12	Georgia Tech*	W	74-65
Dec. 21	Manhattan	W	85-36
Dec. 28	vs. Rutgers ³	W	74-36
Dec. 29	vs. George Washington ³	L	48-54
Jan. 3	Florida State*	W	87-46
Jan. 6	at #13/13 Virginia*	L	55-62
Jan. 9	Wake Forest*	W	82-70
Jan. 12	at Maryland*	L	64-68
Jan. 15	at #15/13 N.C. State*	L	73-86
Jan. 18	#10/10 North Carolina*	L	73-87
Jan. 24	#10/10 Clemson*	W	70-61

Jan. 27	at Georgia Tech*	W	83-58
Feb. 2	at Florida State*	W	77-70
Feb. 6	at Wake Forest*	W	81-58
Feb. 9	Maryland*	W	66-57
Feb. 12	N.C. State*	W (OT)	96-95
Feb. 16	at #22/21 Clemson*	L	69-72
Feb. 19	#11/9 Virginia*	L	56-86
Feb. 21	at #4/5 North Carolina*	L	61-81
Feb. 28	vs. Maryland ⁴	W (OT)	60-52
Mar. 1	vs. #5/6 North Carolina ⁴	L	55-66
Mar. 14	vs. DePaul ⁵	W	70-56
Mar. 16	at #16/19 Illinois ⁵	L	67-85

- 1 - Duke Classic (Durham, N.C.)
- 2 - Central Fidelity Invitational (Richmond, Va.)
- 3 - ACC Big Four Classic (Greensboro, N.C.)
- 4 - ACC Tournament (Charlotte, N.C.)
- 5 - NCAA First & Second Rounds (Champaign, Ill.)

1997-98

Coach: Gail Goestenkors

Record: 24-8, 13-3 ACC (1st)

NCAA Tournament - Elite Eight

Nov. 19	UNC Greensboro	W	78-51
Nov. 22	Notre Dame	W	80-62
Nov. 28	vs. Detroit ¹	W	87-65
Nov. 29	vs. Southern Illinois ¹	W	76-54
Nov. 30	vs. #8/8 Illinois ¹	L	65-77
Dec. 6	Ohio ²	W	99-59
Dec. 7	Michigan ²	W	64-63
Dec. 13	at Clemson*	L	61-72
Dec. 20	UCLA	L	83-93
Dec. 22	Maryland*	W	65-48
Dec. 28	vs. Kent State ³	W	69-57
Dec. 29	at #12/15 Florida ³	L	63-70
Jan. 2	at Wake Forest*	W	73-60
Jan. 4	Georgia Tech*	W	87-56
Jan. 12	at #8/7 North Carolina*	L	74-83
Jan. 16	Florida State*	W	96-76
Jan. 19	at #8/7 N.C. State*	W	75-61
Jan. 23	#11/10 Virginia*	W	93-66
Jan. 25	#19/22 Clemson*	W	78-59
Jan. 30	at Maryland*	L	53-54
Feb. 2	Wake Forest*	W	79-55
Feb. 5	at Georgia Tech*	W	58-55
Feb. 12	#5/5 North Carolina*	W	83-70
Feb. 15	at Florida State*	W	79-67
Feb. 19	#10/8 N.C. State*	W	65-62
Feb. 22	at #15/14 Virginia*	W (OT)	85-78
Feb. 27	vs. Georgia Tech ⁴	W	100-56
Feb. 28	vs. #8/10 North Carolina ⁴	L	52-56
Mar. 14	Middle Tennessee State ⁵	W	92-67
Mar. 16	Louisville ⁵	W	69-53
Mar. 21	vs. #13/12 Florida ⁵	W	71-58
Mar. 23	vs. Arkansas ⁶	L	72-77

- 1 - San Juan Shootout (San Juan, Puerto Rico)
- 2 - Duke Classic (Durham, N.C.)
- 3 - The State Farm Classic (Gainesville, Fla.)
- 4 - ACC Tournament (Charlotte, N.C.)
- 5 - NCAA First & Second Rounds (Durham, N.C.)
- 6 - NCAA West Regional (Oakland, Calif.)

1998-99

Coach: Gail Goestenkors

Record: 29-7, 15-1 ACC (1st)

NCAA Tournament - National Finals

Nov. 13	vs. #3/3 Connecticut ¹	L	74-104
Nov. 14	vs. #19/17 Stanford ¹	W	77-57
Nov. 17	Virginia Tech	L	70-72
Nov. 21	at #11/19 Notre Dame	L	57-84
Nov. 23	at #18/22 Vanderbilt	W	79-71
Nov. 28	Villanova ²	W	75-47
Nov. 29	Marquette ²	W	91-60
Dec. 2	Florida State*	W	91-72

Dec. 6	vs. #3/3 Tennessee ³	L	60-74
Dec. 8	Hampton	W	83-47
Dec. 12	Temple	W	112-34
Dec. 19	UNC Asheville	W	94-27
Dec. 28	at #9/11 UCLA	W	85-80
Jan. 2	at Maryland*	W	90-61
Jan. 4	#22/22 Virginia*	W	84-68
Jan. 7	Georgia Tech*	W	113-46
Jan. 11	at Wake Forest*	W	74-59
Jan. 14	#16/12 Clemson*	W	86-77
Jan. 17	at N.C. State*	W	67-62
Jan. 22	at #7/6 North Carolina*	W	93-71
Jan. 25	at Florida State*	W	92-75
Feb. 1	Maryland*	W	72-54
Feb. 4	at #16/16 Virginia*	W	66-56
Feb. 7	at Georgia Tech*	W	74-73
Feb. 11	Wake Forest*	W	86-48
Feb. 14	at #19/19 Clemson*	L	75-80
Feb. 18	N.C. State*	W	75-67
Feb. 21	#13/12 North Carolina*	W	88-78
Feb. 26	vs. Florida State ⁴	W	90-57
Feb. 28	vs. #16 Clemson ⁴	L	71-76
Mar. 13	Holy Cross ⁵	W	79-51
Mar. 15	St. Joseph's ⁵	W	66-60
Mar. 20	vs. #5/5 Old Dominion ⁶	W	76-63
Mar. 22	vs. #2/2 Tennessee ⁶	W	69-63
Mar. 26	vs. #12/12 Georgia ⁷	W	81-69
Mar. 28	vs. #1/1 Purdue ⁷	L	45-62

- 1 - Nike Four in the Fall (San Jose, Calif.)
- 2 - Duke Classic (Durham, N.C.)
- 3 - Honda Elite Four Holiday Classic (Orlando, Fla.)
- 4 - ACC Tournament (Charlotte, N.C.)
- 5 - NCAA First & Second Rounds (Durham, N.C.)
- 6 - NCAA EAST Region (Greensboro, N.C.)
- 7 - NCAA Final Four (San Jose, Calif.)

1999-2000

Coach: Gail Goestenkors

Record: 28-6, 12-4 ACC (2nd)

ACC Tournament Champion

NCAA Tournament - Sweet 16

Nov. 15	UNC Greensboro ¹	W	72-47
Nov. 17	#20/21 Boston College ¹	L	70-77
Nov. 24	Vanderbilt	W	68-59
Nov. 27	Florida A&M ²	W	93-38
Nov. 28	#9/8 Penn State ²	W	63-49
Dec. 2	Elon College	W	101-44
Dec. 5	Virginia*	W	83-62
Dec. 8	at #24/24 Virginia Tech	W	70-61
Dec. 11	at Seton Hall	W	66-52
Dec. 20	vs. Sacramento State ³	W	81-45
Dec. 21	vs. Liberty ³	W	66-45
Dec. 28	George Mason	W	95-56
Dec. 30	Georgetown	W	68-53
Jan. 3	at Maryland*	W	79-61
Jan. 9	at Georgia Tech*	W	64-45
Jan. 13	Wake Forest*	W	82-48
Jan. 16	Clemson*	W	60-51
Jan. 20	at #6/5 N.C. State*	L (OT)	75-80
Jan. 24	at Florida State*	W	59-54
Jan. 27	North Carolina*	W	101-58
Jan. 30	at #24/25 Virginia*	L	49-61
Feb. 3	Maryland*	L	62-63
Feb. 11	Georgia Tech*	W	83-51
Feb. 14	at Wake Forest*	W	69-38
Feb. 17	#7/7 N.C. State*	W	70-64
Feb. 21	at Clemson*	W	59-44
Feb. 24	Florida State*	W	87-52
Feb. 27	at North Carolina*	L	64-73
Mar. 4	vs. Florida State ⁴	W	92-65
Mar. 5	vs. Georgia Tech ⁴	W	77-56
Mar. 6	vs. North Carolina ⁴	W	79-76
Mar. 18	Campbell ⁵	W	71-42

Mar. 20 Western Kentucky⁵ W 90-70
 Mar. 25 vs. #15/12 LSU⁶ L 66-79
1 - Preseason WNIT (Durham, N.C.)
2 - Duke Classic (Durham, N.C.)
3 - Sun Splash Shootout (Nassau, The Bahamas)
4 - ACC Tournament (Greensboro, N.C.)
5 - NCAA First & Second Rounds (Durham, N.C.)
6 - NCAA EAST Region (Richmond, Va.)

2000-01

Coach: Gail Goestenkers

Record: 30-4, 13-3 ACC (1st)

ACC Tournament Champion

NCAA Tournament - Sweet 16

Nov. 10 vs. UCLA¹ W 80-52
 Nov. 11 vs. #7/8 LSU¹ W 56-45
 Nov. 18 William & Mary W 81-46
 Nov. 20 at #9/8 Penn State W 88-87
 Nov. 22 at #--/24 Boston College W 67-49
 Nov. 25 Duquesne² W 97-66
 Nov. 26 Toledo² W 71-41
 Nov. 29 Charlotte W 78-59
 Dec. 3 at George Mason W 88-69
 Dec. 9 at Clemson* L 75-93
 Dec. 17 vs. Arkansas State³ W 69-45
 Dec. 19 vs. Oral Roberts³ W 62-51
 Dec. 30 #5/6 Iowa State W 81-63
 Jan. 2 Wake Forest* W 81-56
 Jan. 8 at Florida State* W 73-60
 Jan. 11 Georgia Tech* W 86-83
 Jan. 14 at Maryland* W 75-64
 Jan. 18 #22/19 N.C. State* W 62-59
 Jan. 22 at --/24 Virginia* W 71-68
 Jan. 25 at North Carolina* W (OT) 92-85
 Jan. 28 #15/16 Clemson* W 92-42
 Feb. 1 at Wake Forest* W 66-58
 Feb. 8 Florida State* L 69-71
 Feb. 12 at Georgia Tech* W 74-54
 Feb. 15 Maryland* W 75-54
 Feb. 18 at #24/21 N.C. State* L 55-69
 Feb. 22 Virginia* W 76-53
 Feb. 26 North Carolina* W 72-67
 Mar. 2 vs. Wake Forest⁴ W (OT) 75-68
 Mar. 4 vs. Florida State⁴ W 72-56
 Mar. 5 vs. #21/20 N.C. State⁴ W 57-45
 Mar. 17 vs. UW-Milwaukee⁵ W 96-63
 Mar. 19 vs. Arkansas⁵ W 75-54
 Mar. 24 vs. #15/15 SW Miss. St.⁶ L 71-81

1 - Women's Sports Foundation Clas. (Albuquerque, N.M.)

2 - Duke Classic (Durham, N.C.)

3 - Fun in the Sun Shootout (Cancun, Mexico)

4 - ACC Tournament (Greensboro, N.C.)

5 - NCAA First & Second Rounds (Durham, N.C.)

6 - NCAA Final 16 (Spokane, Wash.)

2001-02

Coach: Gail Goestenkers

Record: 31-4, 16-0 ACC (1st)

ACC Tournament Champion

NCAA Tournament - Final Four

Nov. 11 #7/7 Texas Tech¹ W 85-69
 Nov. 16 Elon W 102-52
 Nov. 18 at Toledo L 65-71
 Nov. 24 Davidson² W 107-58
 Nov. 25 South Carolina² L (OT) 81-87
 Nov. 29 at Charlotte W 64-39
 Dec. 2 vs. #6/5 Louisiana Tech³ W 76-64
 Dec. 6 at Virginia* W 107-73
 Dec. 8 at Georgetown W 89-54
 Dec. 16 UNC Greensboro W 90-58
 Dec. 20 Liberty W 95-53
 Dec. 27 vs. #2/2 Tennessee⁴ L 68-89
 Dec. 30 at Georgia Tech* W 76-60

Jan. 2 Maryland* W 90-74
 Jan. 6 Wake Forest* W 91-46
 Jan. 10 at Clemson* W 81-58
 Jan. 13 at N.C. State* W 73-68
 Jan. 20 Virginia* W 86-69
 Jan. 24 #21/20 North Carolina* W 102-82
 Jan. 27 at Florida State* W 102-80
 Jan. 31 Georgia Tech* W 86-50
 Feb. 2 at Maryland* W 66-55
 Feb. 7 at Wake Forest* W 83-60
 Feb. 10 Clemson* W 77-69
 Feb. 18 N.C. State* W 81-54
 Feb. 21 Florida State* W 88-55
 Feb. 24 at #19/20 North Carolina* W 90-75
 Mar. 1 vs. Florida State⁵ W 82-66
 Mar. 3 vs. Virginia⁵ W 71-67
 Mar. 4 vs. #16/19 North Carolina⁵ W 87-80
 Mar. 15 vs. Norfolk State⁶ W 95-48
 Mar. 17 vs. #--/25 TCU⁶ W 76-66
 Mar. 23 vs. #14/14 Texas⁷ W 62-46
 Mar. 25 vs. #13/13 South Carolina⁷ W 77-68
 Mar. 29 vs. #2/2 Oklahoma⁸ L 71-86
1 - State Farm Tip-Off Classic (Durham, N.C.)
2 - Duke Classic (Durham, N.C.)
3 - Disney Honda Elite 4 Classic (Orlando, Fla.)
4 - ACC/SEC Challenge (Atlanta, Ga.)
5 - ACC Tournament (Greensboro, N.C.)
6 - NCAA First & Second Rounds (Durham, N.C.)
7 - NCAA Final 16 & 8 (Raleigh, N.C.)
8 - NCAA Final Four (San Antonio, Texas)

2002-03

Coach: Gail Goestenkers

Record: 35-2, 16-0 ACC (1st)

ACC Tournament Champion

NCAA Tournament - Final Four

Nov. 22 East Carolina W 108-46
 Nov. 24 vs. #2/2 Tennessee¹ W 76-55
 Nov. 28 vs. Hampton² W 71-34
 Nov. 29 vs. Old Dominion² W 65-52
 Nov. 30 vs. #17/15 Arkansas² W (OT) 74-72
 Dec. 6 Howard³ W 128-53
 Dec. 8 St. Joseph's³ W 82-48
 Dec. 16 Charleston Southern W 106-38
 Dec. 18 Florida International W 106-58
 Dec. 21 at Tulsa W 90-36
 Dec. 27 vs. Detroit Mercy⁴ W 92-52
 Dec. 29 vs. Iowa State⁴ W 88-59
 Jan. 6 Clemson* W 69-53
 Jan. 9 at Virginia* W 60-59
 Jan. 13 at Georgia Tech* W 79-59
 Jan. 16 Wake Forest* W 71-61
 Jan. 20 at #8/10 North Carolina* W (OT) 78-67
 Jan. 23 Maryland* W 101-52
 Jan. 26 Florida State* W 81-63
 Jan. 29 at N.C. State* W 54-44
 Feb. 1 #2/2 Connecticut L 65-77
 Feb. 6 at Clemson* W 61-49
 Feb. 10 Virginia* W 75-48
 Feb. 13 Georgia Tech* W 82-43
 Feb. 17 at Wake Forest* W 83-41
 Feb. 20 #6/6 North Carolina* W 97-63
 Feb. 24 at Maryland* W 97-55
 Feb. 27 at Florida State* W 70-49
 Mar. 2 N.C. State* W 86-60
 Mar. 7 vs. Wake Forest⁵ W 64-59
 Mar. 9 vs. Georgia Tech⁵ W 76-52
 Mar. 10 vs. #11/9 North Carolina⁵ W 77-59
 Mar. 23 vs. Georgia State⁶ W 66-48
 Mar. 25 vs. Utah⁶ W 65-54
 Mar. 29 vs. #19/20 Georgia⁷ W 66-63
 Mar. 31 vs. #7/8 Texas Tech⁷ W 57-51
 Apr. 6 vs. #4/4 Tennessee⁸ L 56-66

1 - Jimmy V Basketball Classic (Raleigh, N.C.)
2 - Paradise Jam (St. Thomas, USVI)
3 - Duke Classic (Durham, N.C.)
4 - South Padre Shootout (South Padre Island, Texas)
5 - ACC Tournament (Greensboro, N.C.)
6 - NCAA First & Second Rounds (Raleigh, N.C.)
7 - NCAA Final 16 & 8 (Albuquerque, N.M.)
8 - NCAA Final Four (Atlanta, Ga.)

2003-04

Coach: Gail Goestenkers

Record: 30-4, 15-1 ACC (1st)

ACC Tournament Champion

NCAA Tournament - Elite Eight

Nov. 16 vs. #3/3 Texas¹ L 77-85
 Nov. 21 Elon W 108-26
 Nov. 23 vs. #5/6 Purdue² W 93-63
 Nov. 29 Stephen F. Austin³ W 119-53
 Nov. 30 #25/-- Auburn³ W 66-57
 Dec. 5 at Wake Forest* W 88-55
 Dec. 14 Tulsa W 90-36
 Dec. 20 at Northwestern State W 105-53
 Dec. 28 vs. Hampton⁴ W 90-59
 Dec. 29 at Loyola Marymount⁴ W 81-53
 Jan. 3 at #1/1 Connecticut W 68-67
 Jan. 5 Florida State* W 79-66
 Jan. 8 at Georgia Tech* W 77-45
 Jan. 11 #13/13 North Carolina* W 79-57
 Jan. 18 at Virginia* W 63-52
 Jan. 22 Maryland* W 78-48
 Jan. 24 #2/2 Tennessee L 69-72
 Jan. 30 N.C. State* W 75-56
 Feb. 2 at Clemson* W 78-60
 Feb. 4 at Florida State* L 74-80
 Feb. 7 Georgia Tech* W 81-41
 Feb. 12 Wake Forest* W 80-55
 Feb. 14 at #15/14 North Carolina* W 89-79
 Feb. 19 Virginia* W 87-54
 Feb. 22 at Maryland* W 72-59
 Feb. 27 Clemson* W 102-45
 Mar. 1 at N.C. State* W 90-57
 Mar. 6 vs. Wake Forest⁵ W 77-59
 Mar. 7 vs. Maryland⁵ W 70-63
 Mar. 8 vs. #9/10 North Carolina⁵ W 63-47
 Mar. 21 Northwestern State⁶ W 103-51
 Mar. 23 Marquette⁶ W 76-67
 Mar. 28 vs. #7/5 Louisiana Tech⁷ W 63-49
 Mar. 30 vs. #24/20 Minnesota⁷ L 75-82

1 - State Farm Tip-Off Classic (West Lafayette, Ind.)

2 - Jimmy V Women's Basketball Classic (Raleigh, N.C.)

3 - Duke Classic (Durham, N.C.)

4 - LMU Marina del Rey Marriott (Los Angeles, Calif.)

5 - ACC Tournament (Greensboro, N.C.)

6 - NCAA First & Second Rounds (Durham, N.C.)

7 - NCAA Final 16 & 8 (Norfolk, Va.)

2004-05

Coach: Gail Goestenkers

Record: 31-5, 12-2 ACC (1st)

NCAA Tournament - Elite Eight

Nov. 12 Davidson¹ W 89-69
 Nov. 14 South Florida¹ W 82-50
 Nov. 17 at #11/11 Notre Dame² L 65-76
 Nov. 19 #23/23 Penn State W 66-58
 Nov. 26 vs. Stephen F. Austin³ W 84-29
 Nov. 27 vs. #16/16 Kansas State³ W 63-51
 Dec. 2 at #4/5 Tennessee W 59-57
 Dec. 4 Pacific W 86-30
 Dec. 12 Liberty W 83-48
 Dec. 15 Jacksonville State W 99-36
 Dec. 18 vs. #20/18 Purdue⁴ W 66-48
 Dec. 20 at Ball State W 81-31
 Dec. 29 vs. Rhode Island⁵ W 89-63

Dec. 31	at Auburn ⁵	W	80-61
Jan. 4	Holy Cross	W	101-42
Jan. 9	#25/25 Virginia Tech*	W	88-67
Jan. 14	at Virginia*	W	87-65
Jan. 17	Georgia Tech*	W	82-59
Jan. 19	at Wake Forest*	W	99-86
Jan. 24	at #12/6 North Carolina*	L	51-56
Jan. 27	#20/22 Maryland*	W	60-57
Jan. 30	at #25/- N.C. State*	W	52-49
Feb. 3	at Miami*	W	72-63
Feb. 6	#24/24 Florida State*	W	75-64
Feb. 13	at #19/21 Maryland*	W	60-49
Feb. 17	Clemson*	W	72-48
Feb. 20	at Georgia Tech*	W	73-55
Feb. 24	Miami*	W	95-61
Feb. 27	#8/4 North Carolina*	L	68-77
Mar. 5	vs. Wake Forest ⁶	W	107-50
Mar. 6	vs. #25/- Maryland ⁶	W	74-44
Mar. 7	vs. #4/3 North Carolina ⁶	L	67-88
Mar. 20	vs. Canisius ⁷	W	80-48
Mar. 22	vs. #25/- Boston College ⁷	W	70-65
Mar. 26	vs. #20/20 Georgia ⁸	W	63-57
Mar. 28	vs. #2/4 LSU ⁸	L	49-59

1 - Preseason WNIT (Durham, N.C.)
2 - Preseason WNIT (Notre Dame, Ind.)
3 - Junkanoo Jam (Grand Bahamas Island, Bahamas)
4 - Blockbuster Classic (Indianapolis, Ind.)
5 - Auburn Holiday Classic (Auburn, Ala.)
6 - ACC Tournament (Greensboro, N.C.)
7 - NCAA First & Second Rounds (Chapel Hill, N.C.)
8 - NCAA Final 16 & 8 (Chattanooga, Tenn.)

2005-06**Coach: Gail Goestenkors****Record: 31-4, 12-2 ACC (2nd)****NCAA Tournament - National Finals**

Nov. 18	at Penn State	W	93-67
Nov. 20	at Old Dominion	W	93-56
Nov. 22	Fairfield	W	110-44
Nov. 26	Arkansas State ¹	W	110-56
Nov. 27	Auburn ¹	W	69-37
Dec. 4	at #18/16 Texas	W	84-70
Dec. 6	at TCU	W	92-52
Dec. 19	Ball State	W	110-24
Dec. 22	Colorado State	W	99-52
Dec. 28	vs. St. John's ²	W	105-57
Dec. 30	at San Diego ²	W	119-52
Jan. 2	Wake Forest*	W	100-54
Jan. 5	Florida State*	W	87-68
Jan. 8	at #6/6 Maryland*	W	86-68
Jan. 11	at Georgia Tech*	W	67-59
Jan. 14	at #22/22 Boston College*	W	66-52
Jan. 16	at Holy Cross	W	84-36
Jan. 19	N.C. State*	W	77-57
Jan. 23	#1/1 Tennessee	W	75-53
Jan. 26	at Clemson*	W	97-65
Jan. 29	#3/2 North Carolina*	L	70-74
Feb. 6	at Virginia Tech*	W	73-62
Feb. 10	Virginia*	W	88-65
Feb. 13	#4/6 Maryland*	W	90-80
Feb. 19	at Miami*	W (2OT)	99-93
Feb. 22	Virginia Tech*	W	93-51
Feb. 25	at #2/2 North Carolina*	L	65-77
Mar. 3	vs. Virginia Tech ³	W	69-56
Mar. 4	vs. #4/4 Maryland ³	L	70-78
Mar. 19	vs. Southern ⁴	W	96-27
Mar. 21	vs. Southern California ⁴	W	85-51
Mar. 26	vs. #16/17 Michigan State ⁵	W	86-61
Mar. 28	vs. #8/8 Connecticut ⁵	W (OT)	63-61
Apr. 2	vs. #5/5 LSU ⁶	W	84-45
Apr. 4	vs. #3/3 Maryland ⁶	L (OT)	75-78

1 - Duke Classic (Durham, N.C.)

2 - Surf 'N Slam Classic (San Diego, Calif.)
3 - ACC Tournament (Greensboro, N.C.)
4 - NCAA First & Second Rounds (Norfolk, Va.)
5 - NCAA Final 16 & 8 (Bridgeport, Conn.)
6 - NCAA Final Four (Boston, Mass.)

2006-07**Coach: Gail Goestenkors****Record: 32-2, 14-0 ACC (1st)****NCAA Tournament - Sweet 16**

Nov. 11	Northeastern	W	102-49
Nov. 17	Marist	W	71-50
Nov. 19	Houston	W	81-35
Nov. 21	Penn State	W	70-42
Nov. 25	at Michigan	W	92-47
Nov. 29	Old Dominion	W	89-40
Dec. 4	at #19/17 Rutgers ¹	W	85-45
Dec. 7	#11/11 Vanderbilt	W	69-48
Dec. 10	#22/22 Texas	W	80-52
Dec. 19	vs. #25/21 Bowling Green ²	W	55-46
Dec. 20	vs. SMU ²	W	75-45
Dec. 21	vs. #22/22 Pittsburgh ²	W	72-51
Dec. 29	at Dartmouth ³	W	77-40
Dec. 30	vs. Boston University ³	W	72-42
Jan. 3	Miami*	W	72-42
Jan. 7	at Virginia Tech*	W	86-54
Jan. 10	Georgia Tech*	W	83-51
Jan. 13	#1/1 Maryland*	W	81-62
Jan. 18	at N.C. State*	W	65-51
Jan. 22	at #4/4 Tennessee	W	74-70
Jan. 25	at Florida State*	W	73-60
Jan. 29	Virginia Tech*	W	75-65
Feb. 2	at Virginia*	W	76-61
Feb. 5	Clemson*	W	105-53
Feb. 8	at #2/2 North Carolina*	W	64-53
Feb. 11	at Wake Forest*	W	77-45
Feb. 15	Boston College*	W	73-52
Feb. 18	at #6/6 Maryland*	W	69-57
Feb. 25	#4/4 North Carolina*	W	67-62
Mar. 2	vs. Virginia ⁴	W	79-58
Mar. 3	vs. #24/25 N.C. State ⁴	L	65-70
Mar. 18	vs. Holy Cross ⁵	W	81-44
Mar. 20	vs. Temple ⁵	W	62-52
Mar. 24	vs. #15/18 Rutgers ⁶	L	52-53

1 - Jimmy V Classic (Piscataway, N.J.)
2 - Caribbean Classic (Cancun, Mexico)
3 - Blue Sky Classic (Hanover, N.H.)
4 - ACC Tournament (Greensboro, N.C.)
5 - NCAA First & Second Rounds (Raleigh, N.C.)
6 - NCAA Sweet 16 (Greensboro, N.C.)

2007-08**Coach: Joanne P. McCallie****Record: 25-10, 10-4 ACC (3rd)****NCAA Tournament - Sweet 16**

Nov. 11	at Denver	W	57-37
Nov. 15	vs. South Florida ¹	W	89-52
Nov. 18	UNC Greensboro	W	84-39
Nov. 22	vs. #22/20 Purdue ²	W	53-41
Nov. 23	vs. Temple ²	W	64-53
Nov. 25	vs. #2/2 Connecticut ²	L	48-74
Nov. 28	at #23/18 Vanderbilt	L	55-68
Dec. 2	at Penn State	L	84-86
Dec. 6	#4/3 Rutgers	W	49-44
Dec. 8	vs. Pittsburgh ³	W	51-49
Dec. 18	Utah Valley	W	95-61
Dec. 21	Bucknell	W	92-49
Dec. 28	at Houston	W	84-68
Jan. 3	N.C. Central	W	82-29
Jan. 5	at Miami*	W	84-72
Jan. 11	Florida State*	W	70-38
Jan. 14	at #4/4 Maryland*	L	70-85

Jan. 20	N.C. State*	W	71-57
Jan. 24	at #23/23 Georgia Tech*	W	73-47
Jan. 28	#2/2 Tennessee	L	64-67
Feb. 1	Virginia Tech*	W	85-50
Feb. 4	#3/3 North Carolina*	L	76-93
Feb. 7	at Boston College*	W	51-41
Feb. 10	Wake Forest*	W	71-36
Feb. 13	at Clemson*	W	83-54
Feb. 17	#4/5 Maryland*	L	69-76
Feb. 22	at Virginia Tech*	W	72-60
Feb. 24	Virginia*	W	78-70
Mar. 2	at #2/2 North Carolina*	L	51-82
Mar. 7	vs. Florida State ⁴	W	81-67
Mar. 8	vs. #5/4 Maryland ⁴	W	74-63
Mar. 9	vs. #2/2 North Carolina ⁴	L	73-86
Mar. 23	vs. Murray State ⁵	W	78-57
Mar. 25	vs. Arizona State ⁵	W	67-59
Mar. 30	vs. #8/9 Texas A&M ⁶	L	63-77

1 - ESPNU Invitational (Tampa, Fla.)
2 - Paradise Jam (St. Thomas, USVI)
3 - Maggie Dixon Classic (New York, N.Y.)
4 - ACC Tournament (Greensboro, N.C.)
5 - NCAA First & Second Rounds (College Park, Md.)
6 - NCAA Regional Semifinal (Oklahoma City, Okla.)

2008-09**Coach: Joanne P. McCallie****Record: 27-6, 11-3 ACC (3rd)****NCAA Tournament - Second Round**

Nov. 14	#14/15 Oklahoma St.	W	77-68
Nov. 16	Maine	W	98-31
Nov. 21	vs. Hartford ¹	L	51-53
Nov. 22	vs. Southern ¹	W	93-52
Nov. 28	at Western Kentucky	W	59-56
Dec. 4	Iowa	W	71-47
Dec. 7	Michigan	W	60-45
Dec. 16	#3/4 Stanford	W	56-52
Dec. 19	at Southern California ²	W (OT)	97-89
Dec. 20	vs. Siena ²	W	86-41
Dec. 28	Quinnipiac	W	78-50
Dec. 31	at Providence	W	66-49
Jan. 5	Temple	W	87-52
Jan. 9	Miami*	W	73-58
Jan. 12	#12/15 Maryland*	W	68-65
Jan. 16	at Virginia Tech*	W	57-52
Jan. 19	at N.C. State*	W (OT)	61-58
Jan. 25	Georgia Tech*	W	60-34
Jan. 29	at #18/20 Florida State*	L (OT)	75-82
Feb. 2	Boston College*	W	69-58
Feb. 5	at #17/15 Virginia*	W	81-67
Feb. 9	at #8/9 North Carolina*	L	60-75
Feb. 13	Clemson*	W	77-53
Feb. 16	at #13/18 Tennessee	W	62-54
Feb. 19	Virginia Tech*	W	62-46
Feb. 22	at #9/7 Maryland*	L	59-77
Feb. 25	at Wake Forest*	W	83-50
Mar. 1	#9/10 North Carolina*	W (OT)	81-79
Mar. 6	vs. #24/20 Virginia ³	W	76-53
Mar. 7	vs. #12/13 Florida State ³	W	75-57
Mar. 8	vs. #4/4 Maryland ³	L (OT)	89-92
Mar. 22	vs. Austin Peay ⁴	W	83-42
Mar. 24	at Michigan State ⁴	L	49-63

1 - DePaul Invitational (Chicago, Ill.)
2 - Women of Troy Classic (Los Angeles, Calif.)
3 - ACC Tournament (Greensboro, N.C.)
4 - NCAA First & Second Rounds (East Lansing, Mich.)

YEAR-BY-YEAR RESULTS

2019-20 WOMEN'S BASKETBALL MEDIA GUIDE

2009-10

Coach: Joanne P. McCallie

Record: 30-6, 12-2 ACC (1st)

ACC Tournament Champion

NCAA Tournament - Elite Eight

Nov. 13	at Houston Baptist	W	104-35
Nov. 15	at #-/16 Texas A&M	L	77-95
Nov. 19	Georgia Southern	W	69-42
Nov. 23	Charlotte	W	57-44
Nov. 26	vs. Western Kentucky ¹	W	70-47
Nov. 27	vs. Marquette ¹	W	74-43
Dec. 3	#3/3 Ohio State	W	83-67
Dec. 6	Southern California	W	78-72
Dec. 15	at #2/2 Stanford	L	55-71
Dec. 18	#24/25 James Madison	W	79-65
Dec. 21	at Maine	W	75-34
Dec. 28	N.C. Central	W	117-28
Dec. 31	at Temple	W	70-62
Jan. 3	Providence	W	88-63
Jan. 7	at Clemson*	W	67-41
Jan. 10	Wake Forest*	W	65-51
Jan. 14	at #25/-- Miami*	W	69-62
Jan. 18	#1/1 Connecticut	L	48-81
Jan. 21	Virginia Tech*	W	69-38
Jan. 24	at Maryland*	W	58-57
Jan. 29	#13/14 Florida State*	W	73-43
Feb. 4	at Boston College*	L	57-61
Feb. 8	#18/15 North Carolina*	W	79-51
Feb. 11	N.C. State*	W	70-39
Feb. 14	at Virginia Tech*	W	65-53
Feb. 19	at #19/-- Georgia Tech*	W	64-50
Feb. 21	Maryland*	W	71-59
Feb. 26	#21/18 Virginia*	W	83-65
Feb. 28	at North Carolina*	L	54-64
Mar. 5	vs. Maryland ²	W	66-64
Mar. 6	vs. Georgia Tech ²	W	67-55
Mar. 7	vs. N.C. State ²	W	70-60
Mar. 20	Hampton ³	W	72-37
Mar. 22	#21/-- LSU ³	W	60-52
Mar. 27	vs. San Diego State ⁴	W	66-58
Mar. 29	vs. #14/18 Baylor ⁴	L	48-51

1 - Caribbean Challenge in Cancun, Mexico

2 - ACC Tournament (Greensboro, N.C.)

3 - NCAA First & Second Rounds (Durham, N.C.)

4 - NCAA Regional (Memphis, Tenn.)

2010-11

Coach: Joanne P. McCallie

Record: 32-4, 12-2 ACC (1st)

ACC Tournament Champion

NCAA Tournament - Elite Eight

Nov. 13	Brigham Young	W	69-54
Nov. 15	Southern California	W	75-50
Nov. 18	at Auburn	W	75-62
Nov. 21	Western Kentucky	W	85-55
Nov. 24	at Pittsburgh	W	93-55
Nov. 27	at Charlotte	W	61-55
Nov. 30	at James Madison	W	75-58
Dec. 2	at Wisconsin	W	59-51
Dec. 6	#7/7 Texas A&M ¹	W	61-58
Dec. 9	Albany	W	83-48
Dec. 12	at Oklahoma State	W	73-45
Dec. 21	#4/4 Xavier	W	46-45
Dec. 30	Temple	W	71-64
Jan. 4	#10/10 Kentucky	W	54-48
Jan. 6	#14/15 Maryland*	W	71-64
Jan. 14	at #21/15 Florida State*	W	87-70
Jan. 16	at Virginia Tech*	W	57-43
Jan. 21	Georgia Tech*	W	69-32
Jan. 23	at N.C. State*	W	65-64
Jan. 26	Clemson*	W	92-37

Jan. 31	at #2/2 Connecticut	L	51-87
Feb. 3	#18/21 Miami*	W	82-58
Feb. 7	at #13/12 North Carolina*	L	60-62
Feb. 11	at Wake Forest*	W	82-39
Feb. 13	Boston College*	W	66-53
Feb. 17	at #16/17 Maryland*	L	47-69
Feb. 20	Virginia Tech*	W	90-40
Feb. 24	at Virginia*	W	71-48
Feb. 27	#13/16 North Carolina*	W	66-58
Mar. 4	vs. Wake Forest ²	W	79-50
Mar. 5	vs. Georgia Tech ²	W	74-66
Mar. 6	vs. #19/19 North Carolina ²	W	81-66
Mar. 19	UT Martin ³	W	90-45
Mar. 21	#19/17 Marist ³	W	71-66
Mar. 27	vs. #10/12 DePaul ⁴	W	70-63
Mar. 29	vs. #1/1 Connecticut ⁴	L	40-75

1 - Jimmy V Classic (Durham, N.C.)

2 - ACC Tournament (Durham, N.C.)

3 - NCAA First & Second Rounds (Durham, N.C.)

4 - NCAA Regional (Philadelphia, Pa.)

2011-12

Coach: Joanne P. McCallie

Record: 27-6, 15-1 ACC (1st)

NCAA Tournament - Elite Eight

Nov. 11	at Brigham Young	W	61-55
Nov. 18	Auburn	W	73-50
Nov. 20	at Western Kentucky	W	80-54
Nov. 25	vs. Gardner-Webb ¹	W	97-31
Nov. 26	vs. #4/3 Notre Dame ¹	L	54-56
Dec. 1	#13/16 Purdue	W	64-53
Dec. 4	Pittsburgh	W	92-43
Dec. 8	at #10/10 Kentucky	L	65-72
Dec. 11	USC Upstate	W	93-35
Dec. 20	UNC Wilmington	W	107-45
Dec. 30	at Temple	W	65-54
Jan. 2	Virginia*	W	77-66
Jan. 6	at Wake Forest*	W	76-58
Jan. 8	NC State*	W	83-59
Jan. 13	Florida State*	W	73-66
Jan. 15	at Virginia Tech*	W	61-34
Jan. 18	at Georgia Tech*	W	79-62
Jan. 22	#8/7 Maryland*	W	80-72
Jan. 27	at Clemson*	W	81-37
Jan. 30	#3/3 Connecticut	L	45-61
Feb. 2	Wake Forest*	W	75-43
Feb. 6	#22/24 North Carolina*	W	96-56
Feb. 9	at Boston College*	W	71-62
Feb. 12	at Florida State*	W	67-57
Feb. 15	Virginia Tech*	W	67-45
Feb. 19	at #8/7 Maryland*	L	61-63
Feb. 24	#5/5 Miami*	W	74-64
Feb. 26	at North Carolina*	W	69-63
Mar. 2	vs. NC State ²	L	73-75
Mar. 18	vs. Samford ³	W	82-47
Mar. 20	vs. Vanderbilt ³	W	96-80
Mar. 24	vs. #14/21 St. John's ⁴	W	74-47
Mar. 26	vs. #2/2 Stanford ⁴	L	69-81

1 - Junkanoo Jam (Freeport, Bahamas)

2 - ACC Tournament (Greensboro, N.C.)

3 - NCAA First & Second Rounds (Nashville, Tenn.)

4 - NCAA Regional (Fresno, Calif.)

2012-13

Coach: Joanne P. McCallie

Record: 33-3, 17-1 ACC (1st)

ACC Tournament Champion

NCAA Tournament - Elite Eight

Nov. 17	Presbyterian	W	84-45
Nov. 18	Iona	W	100-31
Nov. 23	Valparaiso	W	90-45
Nov. 25	at Xavier	W	82-59
Nov. 28	at Michigan	W	71-54
Dec. 2	#10/11 California	W	77-63
Dec. 6	Georgia Tech*	W	85-52
Dec. 9	vs. #-/25 St. John's ¹	W	60-42
Dec. 21	vs. CSU Bakersfield ²	W	97-63
Dec. 22	at Southern California ²	W	75-60
Dec. 30	Monmouth	W	73-32
Jan. 3	at N.C. State*	W	67-57
Jan. 6	at Boston College*	W	90-53
Jan. 10	Clemson*	W	82-45
Jan. 13	at Wake Forest*	W	73-44
Jan. 16	Virginia Tech*	W	58-26
Jan. 21	at #3/2 Connecticut	L	49-79
Jan. 24	at Clemson*	W	60-46
Jan. 27	Boston College*	W	80-56
Jan. 31	Miami*	W	82-43
Feb. 3	at #11/18 North Carolina*	W	84-63
Feb. 8	at Virginia*	W	62-41
Feb. 11	#7/7 Maryland*	W	71-56
Feb. 14	at Virginia Tech*	W	77-33
Feb. 17	Wake Forest*	W	81-70
Feb. 22	#19/20 Florida State*	W	61-50
Feb. 24	at #8/8 Maryland*	W	75-59
Feb. 28	at Miami*	L	65-69
Mar. 3	#15/17 North Carolina*	W	65-58
Mar. 8	vs. N.C. State ³	W	79-65
Mar. 9	vs. #23/23 Florida State ³	W	61-50
Mar. 10	vs. #15/17 North Carolina ³	W	92-73
Mar. 24	Hampton ⁴	W	67-51
Mar. 26	Oklahoma State ⁴	W	68-59
Mar. 31	vs. #24/25 Nebraska ⁵	W	53-45
Apr. 2	vs. #2/2 Notre Dame ⁵	L	76-87

1 - Maggie Dixon Classic (New York, N.Y.)

2 - Women of Troy Basketball Classic (Los Angeles, Calif.)

3 - ACC Tournament (Greensboro, N.C.)

4 - NCAA First & Second Rounds (Durham, N.C.)

5 - NCAA Regional (Norfolk, Va.)

2013-14

Coach: Joanne P. McCallie

Record: 28-7, 12-4 ACC (2nd)

NCAA Tournament - Second Round

Nov. 10	at #9/9 California	W	70-58
Nov. 14	USC Upstate	W	123-40
Nov. 17	Alabama	W	92-57
Nov. 21	Vanderbilt	W	88-69
Nov. 24	at Marquette	W	78-61
Nov. 28	vs. Xavier ¹	W	81-54
Nov. 29	vs. Central Michigan ¹	W	97-64
Nov. 30	vs. Kansas ¹	W	73-40
Dec. 5	#16/22 Purdue	W	99-78
Dec. 8	at #17/15 Oklahoma	W	94-85
Dec. 17	#1/1 Connecticut ²	L	61-83
Dec. 19	Albany	W	80-51
Dec. 22	at #5/6 Kentucky	W	69-61
Jan. 2	Old Dominion	W	87-63
Jan. 5	at Georgia Tech*	W	64-47
Jan. 9	at Syracuse*	W	86-53
Jan. 12	Boston College*	W	78-57
Jan. 16	Virginia*	W	90-55
Jan. 19	at Virginia Tech*	W	74--70
Jan. 23	at #24/25 Florida State*	W (OT)	85-77

YEAR-BY-YEAR RESULTS

2019-20 WOMEN'S BASKETBALL MEDIA GUIDE

Jan. 26	Pittsburgh*	W	111-67
Jan. 30	at Miami*	W	76-75
Feb. 2	#2/2 Notre Dame*	L	67-88
Feb. 6	at Clemson*	W	78-51
Feb. 10	#17/11 North Carolina*	L	78-89
Feb. 17	#8/9 Maryland*	W	84-63
Feb. 20	#14/16 N.C. State*	W	83-70
Feb. 23	at #2/2 Notre Dame*	L	70-81
Feb. 27	Wake Forest*	W	71-56
Mar. 2	at #14/11 North Carolina*	L	60-64
Mar. 7	vs. Georgia Tech ³	W	82-52
Mar. 8	vs. #13/12 North Carolina ³	W	66-61
Mar. 9	vs. #2/2 Notre Dame ³	L	53-69
Mar. 22	Winthrop ⁴	W	87-45
Mar. 23	#23/21 DePaul ⁴	L	65-74

1 - Paradise Jam (St. Thomas, USVI)

2 - Jimmy V Classic (Durham, N.C.)

3 - ACC Tournament (Greensboro, N.C.)

4 - NCAA First & Second Rounds (Durham, N.C.)

2014-15

Coach: Joanne P. McCallie

Record: 23-11, 11-5 ACC (4th)

NCAA Tournament - Sweet Sixteen

Nov. 16	at Alabama	W	90-40
Nov. 20	at Old Dominion	W	82-66
Nov. 23	Marquette	W	83-51
Nov. 25	Buffalo	W	88-54
Nov. 28	Stony Brook	W	72-42
Nov. 30	at #7/6 Texas A&M	L	59-63
Dec. 3	at #12/15 Nebraska ¹	L	54-60
Dec. 7	#1/2 South Carolina	L	50-51
Dec. 17	Oklahoma	W	92-72
Dec. 19	UMass Lowell	W	95-48
Dec. 21	#8/8 Kentucky	W	89-68
Dec. 29	at #2/2 Connecticut	L	52-83
Jan. 2	N.C. A&T	W	87-36
Jan. 4	Wake Forest*	W	70-63
Jan. 8	#21/21 Syracuse*	W	74-72
Jan. 11	at #-/22 Florida State*	L	58-74
Jan. 15	Virginia Tech*	W	65-40
Jan. 18	Miami*	W	68-53
Jan. 22	at Boston College*	L	56-60
Jan. 25	at #12/11 North Carolina* W (OT)	W	74-67
Jan. 29	Pittsburgh*	W	62-45
Feb. 2	#8/8 Louisville*	W	66-58
Feb. 5	at Wake Forest*	W	70-53
Feb. 8	Clemson*	W	89-60
Feb. 12	at Virginia*	W	71-45
Feb. 16	at #4/4 Notre Dame*	L	50-63
Feb. 22	at NC State*	L	59-72
Feb. 26	at Georgia Tech*	L	62-71
Mar. 1	#15/11 N. Carolina*	W	81-80
Mar. 6	vs. Wake Forest ²	W	77-68
Mar. 7	vs. #2/2 Notre Dame ²	L	49-55
Mar. 20	Albany ³	W	54-52
Mar. 22	#12/14 Mississippi State ³	W	64-56
Mar. 28	vs. #4/3 Maryland ⁴	L	55-65

1 - ACC/Big 10 Challenge

2 - ACC Tournament (Greensboro, N.C.)

3 - NCAA First & Second Rounds (Durham, N.C.)

4 - NCAA Tournament (Spokane, Wash.)

2015-16

Coach: Joanne P. McCallie

Record: 20-12, 8-8 ACC (7th)

Nov. 13	at Penn	W	57-50
Nov. 15	Winthrop	W	78-50
Nov. 18	#12/12 Texas A&M	L	66-72
Nov. 22	Army	W	72-61

Nov. 26	vs. Idaho ¹	W	74-68
Nov. 27	vs. Iowa State ¹	W	86-48
Nov. 28	vs. Texas State ¹	W	85-34
Dec. 3	Minnesota ²	W	84-64
Dec. 6	at #2/2 South Carolina	L	55-66
Dec. 14	UMass	W	70-46
Dec. 17	Liberty	W	79-41
Dec. 20	at #8/8 Kentucky	L	61-71
Dec. 29	Western Carolina	W	84-47
Dec. 30	UNCW	W	78-56
Jan. 3	at Syracuse*	L	50-86
Jan. 7	Wake Forest*	W	95-68
Jan. 10	at Louisville*	L	48-65
Jan. 14	NC State*	L	62-65
Jan. 17	Boston College*	W	71-51
Jan. 21	at Clemson*	W	72-43
Jan. 24	North Carolina*	W	71-55
Jan. 28	at Pittsburgh*	W	70-48
Feb. 1	#3/3 Notre Dame*	L	61-68
Feb. 4	Virginia*	W	67-52
Feb. 7	at #16/20 Miami*	L	53-61
Feb. 11	#10/11 Florida State*	L	53-69
Feb. 14	at Wake Forest*	L	50-63
Feb. 18	at Virginia Tech*	W	66-62
Feb. 21	Georgia Tech*	L	59-64
Feb. 28	at North Carolina*	W	93-57
Mar. 3	vs. Virginia ³	W	57-53
Mar. 4	vs. #2/3 Notre Dame ³	L	54-83

1 - Cancun Challenge (Riviera Maya, Mexico)

2 - ACC/Big 10 Challenge

3 - ACC Tournament (Greensboro, N.C.)

2016-17

Coach: Joanne P. McCallie

Record: 28-6, 13-3 ACC (2nd)

NCAA Tournament - Second Round

Nov. 11	at Liberty	W	98-38
Nov. 13	Penn	W	68-55
Nov. 15	Longwood	W	105-48
Nov. 17	Grand Canyon	W	90-47
Nov. 20	at Vanderbilt	L	73-77
Nov. 22	Old Dominion	W	92-64
Nov. 25	at Long Beach State	W	83-46
Nov. 27	at Pepperdine	W	99-65
Dec. 1	at Rutgers ¹	W	68-32
Dec. 4	#3/3 South Carolina	W	74-63
Dec. 8	Elon	W	68-61
Dec. 21	Villanova	W	68-50
Dec. 29	#17/23 Kentucky	W	69-54
Jan. 2	#8/8 Louisville*	W	58-55
Jan. 5	at Georgia Tech*	W	75-68
Jan. 8	at #6/8 Florida State*	L	45-69
Jan. 12	North Carolina*	W	70-58
Jan. 15	at #23/22 NC State*	L	52-55
Jan. 19	#17/16 Virginia Tech*	W	84-59
Jan. 22	at Boston College*	W	67-44
Jan. 26	at #8/9 Notre Dame*	L	58-62
Jan. 29	Wake Forest*	W	71-43
Feb. 2	Clemson*	W	65-37
Feb. 5	at Virginia*	W	70-51
Feb. 10	#20/19 Syracuse*	W	72-55
Feb. 12	Pittsburgh*	W	62-48
Feb. 16	at Wake Forest*	W	79-53
Feb. 19	#16/17 Miami*	W	83-70
Feb. 26	at North Carolina*	W	95-71
Mar. 3	vs. #21/20 Syracuse ²	W	68-46
Mar. 4	vs. #16/16 Miami ²	W	57-52
Mar. 5	vs. #3/3 Notre Dame ²	L	61-84
Mar. 18	Hampton ³	W	94-31
Mar. 20	Oregon ³	L	65-74

1 - ACC/Big 10 Challenge

2 - ACC Tournament (Conway, S.C.)

3 - NCAA Tournament (Durham, N.C.)

2017-18

Coach: Joanne P. McCallie

Record: 24-9, 11-5 ACC (14th)

NCAA Tournament - Sweet Sixteen

Nov. 12	at Grand Canyon	W	74-61
Nov. 16	High Point	W	77-50
Nov. 19	at Villanova	L	55-64
Nov. 22	at Old Dominion	W	84-51
Nov. 25	#17/18 Oregon State	W	72-65
Nov. 26	Presbyterian	W	79-45
Nov. 30	#8/8 Ohio State ¹	W	69-60
Dec. 3	at #5/6 South Carolina	L	52-75
Dec. 7	UNC Greensboro	W	85-54
Dec. 10	Winthrop	W	101-30
Dec. 19	Maine	W	69-39
Dec. 21	Wyoming	W	63-40
Dec. 29	Liberty	W	68-51
Dec. 31	at Miami*	L	48-51
Jan. 4	at #3/4 Louisville*	L	60-66
Jan. 7	NC State*	W	69-56
Jan. 11	at Wake Forest*	W	80-67
Jan. 14	Virginia*	W	55-48
Jan. 18	at Virginia Tech*	W	86-75
Jan. 21	at North Carolina*	L (OT)	86-92
Jan. 25	Boston College*	W	75-50
Jan. 28	at Pittsburgh*	W	58-46
Feb. 1	Georgia Tech*	W	77-59
Feb. 4	#5/5 Notre Dame*	L	54-72
Feb. 7	Wake Forest*	W	59-51
Feb. 11	at Clemson*	W	60-35
Feb. 15	at Syracuse*	L	65-68
Feb. 19	#9/12 Florida State*	W	79-66
Feb. 25	North Carolina*	W	70-54
Mar. 2	vs. #23/22 NC State ²	L	45-51
Mar. 17	vs. #23/25 Belmont ³	W	72-58
Mar. 19	at #18/17 Georgia ³	W	66-40
Mar. 24	vs. #1/1 Connecticut ⁴	L	59-72

1 - ACC/Big 10 Challenge

2 - ACC Tournament (Greensboro, N.C.)

3 - NCAA First & Second Rounds (Athens, Ga.)

4 - NCAA Regional Semifinal (Albany, N.Y.)

2018-19

Coach: Joanne P. McCallie

Record: 15-15, 6-10 ACC (t-10th)

Nov. 11	at Northwestern	L	58-84
Nov. 15	at Maine	W	66-63
Nov. 18	Elon	W	81-64
Nov. 23	vs. Washington ¹	L	64-71
Nov. 24	vs. Ball State ¹	W	79-62
Nov. 25	vs. #21/18 Missouri ¹	L	54-62
Nov. 28	at Wisconsin ²	W	60-53
Dec. 2	Marist	W	64-56
Dec. 6	UNLV	W	66-38
Dec. 20	at #11/8 Oregon State	L	57-71
Dec. 28	East Carolina	W	83-66
Dec. 30	Florida Gulf Coast	W	57-41
Jan. 3	at #9/9 N.C. State*	L	51-63
Jan. 6	#3/3 Louisville*	L	51-73
Jan. 10	at Georgia Tech*	L	64-70
Jan. 17	Miami*	L	50-58
Jan. 20	at #/21 Florida State*	L	62-66
Jan. 24	Wake Forest*	W	66-52
Jan. 27	#13/14 Syracuse*	L	55-64
Jan. 31	at Boston College*	L (2OT)	90-92
Feb. 3	Pittsburgh*	W	74-55
Feb. 7	at North Carolina*	W	85-69
Feb. 10	at Virginia*	L	47-53
Feb. 14	Virginia Tech*	L	57-64
Feb. 21	at #5/5 Notre Dame*	L	61-89
Feb. 24	at Wake Forest*	W	55-44
Feb. 28	Clemson*	W	63-59
Mar. 3	North Carolina*	W	62-44
Mar. 6	vs. Pittsburgh ³	W	86-64
Mar. 7	vs. #22/21 Florida State ³	L	41-51

1 -Gulf Coast Showcase in Estero, Fla.

2 -ACC/Big 10 Challenge

3 -ACC Tournament (Greensboro, N.C.)

Highest Career Winning Percentage

Perc.	GP	W	L	Player
1. .914	140	128	12	Lindsey Harding (2003-07)
2. .907	129	117	12	Alison Bales (2003-07)
3. .906	127	115	12	Vicki Krapohl (2000-04)
4. .905	137	124	13	Iciss Tillis (2000-04)
5. .901	111	100	11	Wynter Whitley (2001-05)
6. .897	136	122	14	Alana Beard (2000-04)
7. .894	142	127	15	Mistie Bass (2002-06)
8. .890	109	97	12	Chelsea Gray (2011-14)
9. .889	136	121	15	Michele Matyasovsky (1999-2003)
10. .888	135	120	15	Jessica Foley (2002-06)
11. .886	140	124	16	Sheana Mosch (1999-2003)
12. .882	136	120	20	Haley Peters (2010-14)
13. .879	140	123	17	Monique Currie (2001-02, 2003-06)
14. .864	140	121	19	Allison Vernerey (2009-2013)
15. .861	122	105	17	Shay Selby (2008-12)
16. .859	135	116	19	Wanisha Smith (2004-08)
17. .858	120	103	17	Kathleen Scheer (2008-2012)
18. .853	136	116	20	Tricia Liston (2011-14)
	.853	136	116	Haley Peters (2011-14)
20. .852	128	109	19	Carrem Gay (2005-09)
	.852	115	98	Richa Jackson (2011-14)
22. .833	120	100	20	Krista Gringrich (1998-2002)
23. .832	131	109	22	Bridgette Mitchell (2006-10)
	.832	131	109	Abby Waner (2005-09)
25. .826	121	100	21	Rochelle Parent (1997-2001)
26. .825	126	104	22	Keturah Jackson (2006-10)
27. .824	137	113	24	Joy Cheek (2006-10)
28. .823	136	112	24	Chante Black (2004-06, 2007-09)
29. .821	134	110	24	Karmia Christmas (2007-11)
30. .816	136	111	25	Elizabeth Williams (2012-15)
	.816	136	111	Georgia Schweitzer (1997-2001)
32. .815	135	110	25	Krystal Thomas (2007-11)
33. .810	137	111	26	Jasmine Thomas (2007-11)
34. .782	110	86	24	Kendall Cooper (2014-17)
	.778	108	110	Nazrawit Medhanie (1995-99)
36. .761	117	111	28	Peppi Browne (1996-2000)
37. .754	122	92	30	Oderah Chidom (2014-17)
	.754	126	95	Lauren Rice (1996-2000)
39. .748	127	95	32	Payton Black (1995-99)
40. .744	121	90	31	Hilary Howard (1995-99)
41. .731	119	87	32	Rebecca Greenwell (2015-18)
42. .730	126	92	34	Erin Mathias (2015-18)
43. .697	109	76	33	Tyish Hall (1993-97)
44. .681	119	81	38	Kira Orr (1993-97)
45. .672	122	82	40	Faith Suggs (2016-19)
46. .661	109	72	37	Paula Anderson (1984-88)
47. .658	111	73	38	Chris Moreland (1984-88)
48. .655	113	74	39	Sarah Sullivan (1982-87)
49. .654	101	66	35	Connie Goins (1982-86)
50. .644	118	76	42	Jennifer Scanlon (1992-96)
51. .643	115	74	41	Ali Day (1992-96)
52. .642	109	70	39	Katie Meier (1985-88, 1989-90)
53. .634	101	64	37	Carolyn Sonzagni (1983-87)
54. .604	106	64	42	Tracy Christopher (1985-89)
55. .597	114	68	46	Ellen Langhi (1985-89)
56. .581	117	68	49	Sue Harnett (1986-91)
57. .566	106	60	46	Candy Mikels (1981-85)
58. .559	111	62	49	Carey Kauffman (1991-95)
59. .557	106	59	47	Leigh Morgan (1986-90)
60. .554	112	62	50	Monika Kost (1987-88, 1989-92)
61. .548	104	57	47	Maura Hertzog (1981-85)
62. .540	100	54	46	Zeki Blanding (1991-95)
63. .520	100	52	48	Missy Anderson (1990-94)
64. .510	104	53	51	Stacy Hurd (1980-84)
	.510	104	53	Jo Harlow (1980-84)
66. .505	105	53	52	Claire Rose (1979-83)
67. .500	100	50	50	Jennifer Chestnut (1980-84)
	.500	102	51	Margo Walsh (1979-83)
69. .495	101	50	51	Nicole Johnson (1990-94)
70. .490	100	49	51	Traci Williams (1987-91)

Year	Coach	Overall	ACC	Home	Road	Neutral	ACC	ACC	AP Poll	USA Today	Postseason
							Regular Season Finish	Tournament Finish	Final Ranking	Final Ranking	Results
1975-76	Emma Jean Howard	0-14	--	0-8	0-6	0-0	--	--	--	--	--
1976-77	Emma Jean Howard	2-12	--	2-5	0-6	0-1	--	--	--	--	--
Howard's Totals		2-26	--	2-13	0-12	0-1					
1977-78	Debbie Leonard	1-19	0-8	0-9	1-8	0-2	7th	Quarterfinalist	--	--	--
1978-79	Debbie Leonard	11-11	3-6	8-3	3-6	0-2	5th	Quarterfinalist	--	--	--
1979-80	Debbie Leonard	14-13	5-5	8-3	5-5	1-5	4th	Quarterfinalist	--	--	--
1980-81	Debbie Leonard	11-14	3-6	8-3	3-9	0-2	6th	Quarterfinalist	--	--	--
1981-82	Debbie Leonard	14-15	3-8	8-5	4-7	2-3	6th	Quarterfinalist	--	--	--
1982-83	Debbie Leonard	15-10	6-7	9-3	4-6	2-1	4th	Quarterfinalist	--	--	--
1983-84	Debbie Leonard	13-14	5-9	9-5	3-6	1-3	6th	Quarterfinalist	--	--	--
1984-85	Debbie Leonard	19-8	7-7	8-3	6-4	5-1	5th	Semifinalist	--	--	--
1985-86	Debbie Leonard	21-9	9-5	11-2	9-3	1-4	3rd	Quarterfinalist	--	--	WNIT Elite Eight
1986-87	Debbie Leonard	19-10	7-7	12-3	5-6	2-1	4th	Quarterfinalist	--	--	NCAA Second Round
1987-88	Debbie Leonard	17-11	5-9	9-4	6-6	2-1	5th	Quarterfinalist	--	--	--
1988-89	Debbie Leonard	12-16	2-12	5-8	4-7	3-1	7th	Quarterfinalist	--	--	--
1989-90	Debbie Leonard	15-13	4-10	9-3	4-8	2-2	6th	Quarterfinalist	--	--	--
1990-91	Debbie Leonard	16-12	6-8	8-6	5-4	3-2	5th	Quarterfinalist	--	--	--
1991-92	Debbie Leonard	14-15	4-12	7-7	4-7	3-1	8th	Quarterfinalist	--	--	--
Leonard's Totals		212-190	69-119	119-67	66-92	27-31					
1992-93	Gail Goestenkors	12-15	3-13	7-6	4-8	1-1	9th	First Round	--	--	--
1993-94	Gail Goestenkors	16-11	7-9	10-3	5-7	1-1	5th	Quarterfinalist	--	--	--
1994-95	Gail Goestenkors	22-9	10-6	12-2	5-6	5-1	4th	Finalist	20	17	NCAA Second Round
1995-96	Gail Goestenkors	26-7	12-4	11-3	9-3	6-1	2nd	Finalist	13	19	NCAA Second Round
1996-97	Gail Goestenkors	19-11	9-7	11-2	5-6	3-3	5th	Semifinalist	--	--	NCAA Second Round
1997-98	Gail Goestenkors	24-8	13-3	14-1	5-4	5-3	1st	Semifinalist	8	7	NCAA Elite Eight
1998-99	Gail Goestenkors	29-7	15-1	15-1	9-2	5-4	1st	Semifinalist	10	2	NCAA Finalist
1999-00	Gail Goestenkors	28-6	12-4	16-2	7-3	5-1	2nd	Champion	10	11	NCAA Sweet 16
2000-01	Gail Goestenkors	30-4	13-3	14-1	9-2	7-1	1st	Champion	5	8	NCAA Sweet 16
2001-02	Gail Goestenkors	31-4	16-0	15-1	10-1	6-2	1st	Champion	3	4	NCAA Semifinalist
2002-03	Gail Goestenkors	35-2	16-0	13-1	9-0	13-1	1st	Champion	2	4	NCAA Semifinalist
2003-04	Gail Goestenkors	30-4	15-1	14-1	10-1	6-2	1st	Champion	1	5	NCAA Elite Eight
2004-05	Gail Goestenkors	31-5	12-2	13-1	9-2	9-2	1st	Finalist	7	8	NCAA Elite Eight
2005-06	Gail Goestenkors	31-4	12-2	12-1	12-1	7-2	2nd	Semifinalist	4	2	NCAA Finalist
2006-07	Gail Goestenkors	32-2	14-0	14-0	11-0	7-2	1st	Semifinalist	1	6	NCAA Sweet 16
Goestenkors' Totals		396-99	179-55	191-26	119-46	86-27					
2007-08	Joanne P. McCallie	25-10	10-4	10-3	7-4	8-3	3rd	Finalist	9	9	NCAA Sweet 16
2008-09	Joanne P. McCallie	27-6	11-3	14-0	8-4	5-2	3rd	Finalist	6	14	NCAA Second Round
2009-10	Joanne P. McCallie	30-6	12-2	16-1	8-4	6-1	1st	Champion	6	6	NCAA Elite Eight
2010-11	Joanne P. McCallie	32-4	12-2	17-0	11-3	4-1	1st	Champion	6	7	NCAA Elite Eight
2011-12	Joanne P. McCallie	27-6	15-1	13-1	11-2	3-3	1st	Quarterfinalist	6	7	NCAA Elite Eight
2012-13	Joanne P. McCallie	33-3	17-1	16-0	11-2	6-1	1st	Champion	5	6	NCAA Elite Eight
2013-14	Joanne P. McCallie	28-7	12-4	13-4	10-2	5-1	2nd	Finalist	9	13	NCAA Second Round
2014-15	Joanne P. McCallie	23-11	11-5	17-1	5-8	1-2	4th	Semifinalist	16	12	NCAA Sweet 16
2015-16	Joanne P. McCallie	20-12	8-8	11-5	5-6	4-1	7th	Quarterfinalist	--	--	--
2016-17	Joanne P. McCallie	28-6	13-3	17-1	9-4	2-1	2nd	Semifinalist	9	15	NCAA Second Round
2017-18	Joanne P. McCallie	24-9	11-5	16-1	7-6	1-2	4th	Quarterfinalist	20	18	NCAA Sweet 16
2018-19	Joanne P. McCallie	15-15	6-10	9-4	4-8	2-3	10th	Second Round	-	-	-
McCallie's Totals		312-95	138-48	169-21	96-53	47-21					
Overall Totals		922-410	386-222	481-127	281-103	160-80					

Memorable Wins...

25th win:	February 2, 1980	vs. Appalachian State	88-70
50th win:	February 13, 1982	at UNC Asheville	60-45
75th win:	January 28, 1984	at Richmond	81-71
100th win:	March 1, 1985	vs. Clemson	81-76
150th win:	December 30, 1987	vs. Purdue	76-71
200th win:	February 24, 1991	Georgia Tech	89-76
250th win:	December 28, 1994	James Madison	75-63
300th win:	January 3, 1997	Florida State	87-46

350th win:	January 25, 1999	at Florida State	92-75
400th win:	December 17, 2000	vs. Arkansas State	69-45
450th win:	March 23, 2002	vs. #14/14 Texas	62-46
500th win:	January 18, 2004	at Virginia	63-52
550th win:	November 22, 2005	Fairfield	110-44
600th win:	January 29, 2007	Virginia Tech	75-65
650th win:	January 16, 2009	at Virginia Tech	57-52
700th win:	December 2, 2010	at Wisconsin	59-51
750th win:	March 20, 2012	at Vanderbilt	96-80
800th win:	January 12, 2014	vs. Boston College	78-57
850th win:	January 24, 2016	vs. North Carolina	71-55
900th win:	January 28, 2018	at Pittsburgh	58-26

1976-77 - 0 Wins, 1 Loss

L, 35-87 #14 N.C. State, 2-1-77

1977-78 - 0 Wins, 4 LossesL, 47-117 #7 Maryland, 1-14-78
L, 43-125 at #2 N.C. State, 1-19-78
L, 36-86 #2 N.C. State, 2-2-78
L, 39-103 vs. #7 Maryland, 2-9-78**1978-79 - 0 Wins, 2 Losses**L, 55-82 at #3 Maryland, 1-18-79
L, 44-99 #7 N.C. State, 1-20-79**1979-80 - 0 Wins, 3 Losses**L, 55-86 at #5 N.C. State, 11-29-79
L, 56-111 at #18 Clemson, 1-9-80
L, 63-82 #15 Maryland, 1-18-80**1980-81 - 0 Wins, 4 Losses**L, 78-96 #10 N.C. State, 12-4-80
L, 68-85 at #17 Maryland, 1-10-81
L, 54-67 #20 Clemson, 2-2-81
L, 49-72 vs. #12 Maryland, 2-12-81**1981-82 - 0 Wins, 4 Losses**L, 53-70 #9 N.C. State, 12-8-81
L, 52-65 #12 Maryland, 1-3-82
L, 61-81 at #8 N.C. State, 2-10-82
L, 55-69 at #9 N.C. State, 2-26-82**1982-83 - 0 Wins, 5 Losses**L, 68-84 #20 North Carolina, 1-11-83
L, 49-72 #3 Maryland, 1-18-83
L, 68-89 at #8 Maryland, 2-13-83
L, 65-82 at #20 North Carolina, 2-17-83
L, 81-102 #16 N.C. State, 2-22-83**1983-84 - 2 Wins, 7 Losses**L, 72-78 #15 Clemson, 12-6-83
L, 54-81 at #8 Maryland, 12-10-83
L, 73-79 at #14 Clemson, 1-17-84
L, 62-86 #20 N.C. State, 1-24-84
L, 55-82 at #17 Virginia, 2-4-84
L, 63-64 #17 Maryland, 2-8-84
W, 80-67 #16 North Carolina, 2-16-84
W, 74-73 (OT) at #15 N.C. State, 2-21-84
L, 68-81 vs. #16 N.C. State, 3-2-84**1984-85 - 0 Wins, 4 Losses**L, 58-75 #11/-- Virginia, 1-5-85
L, 66-74 at #15/17 Virginia, 2-2-85
L, 72-73 #15/15 N.C. State, 2-19-85
L, 57-89 vs. #14/14 N.C. State, 3-2-85**1985-86 - 2 Wins, 2 Losses**W, 79-78 #19/18 North Carolina, 1-7-86
L, 76-90 at #4/4 Virginia, 1-18-86
L, 67-81 #3/3 Virginia, 2-1-86
W, 86-79 at #13/13 North Carolina, 2-12-86**1986-87 - 3 Wins, 4 Losses**L, 64-64 at #16/17 Maryland, 12-12-86
W, 70-63 #--/22 Maryland, 1-17-87
L, 79-86 #14/14 N.C. State, 1-21-87
L, 43-71 at #6/6 Virginia, 1-24-87
W, 76-69 at #13/15 N.C. State, 2-3-87
W, 77-76 #7/9 Virginia, 2-21-87
L, 64-78 at #5/6 Rutgers, 3-14-87**1987-88 - 1 Win, 4 Losses**L, 73-83 at #15/14 Maryland, 1-9-88
L, 49-72 #14/14 Virginia, 1-23-88
W, 81-73 #11/12 Maryland, 2-13-88
L, 67-69 at #9/10 Virginia, 2-27-88
L, 65-81 vs. #--/25 Clemson, 3-5-88**1988-89 - 0 Wins, 9 Losses**L, 76-91 #6/7 Stanford, 12-20-88
L, 66-78 at #13/13 Virginia, 1-7-89
L, 86-87 #8/8 Maryland, 1-14-89
L, 68-75 #16/14 N.C. State, 1-17-89
L, 70-77 #--/24 Old Dominion, 1-21-89
L, 64-100 at #6/4 Maryland, 2-4-89
L, 81-99 #14/14 Virginia, 2-11-89
L, 78-92 at #15/14 N.C. State, 2-21-89
L, 50-89 vs. #14/14 N.C. State, 3-4-89**1989-90 - 1 Win, 5 Losses**L, 78-92 at #23/24 Old Dominion, 12-18-89
L, 60-68 at #12/13 Maryland, 1-5-90
L, 87-103 #8/11 N.C. State, 1-10-90
W, 84-74 #9/12 Virginia, 1-16-90
L, 61-80 at #11/11 N.C. State, 2-7-90
L, 62-86 at #12/12 Virginia, 2-10-90**1990-91 - 0 Wins, 7 Losses**L, 58-69 #9/9 Purdue, 12-2-90
L, 56-92 #1/1 Virginia, 1-5-91
L, 84-96 at #3/4 N.C. State, 1-9-91
L, 49-63 at #20/20 Clemson, 1-28-91
L, 63-98 #3/4 N.C. State, 2-6-91
L, 61-86 at #1/1 Virginia, 2-9-91
L, 59-67 #24/-- Clemson, 2-22-91**1991-92 - 1 Win, 9 Losses**L, 58-74 at #12/11 Purdue, 12-28-91
W, 73-69 at #12/11 N.C. State, 1-7-92
L, 72-107 #15/15 Clemson, 1-10-92
L, 54-80 #1/1 Maryland, 1-24-92
L, 54-81 #2/2 Virginia, 2-1-92
L, 64-69 #24/24 North Carolina, 2-12-92
L, 48-93 at #2/2 Virginia, 2-15-92
L, 68-74 at #4/5 Maryland, 2-22-92
L, 58-63 at #19/18 Clemson, 2-29-92
L, 55-81 vs. #1/1 Virginia, 3-7-92**1992-93 - 1 Win, 7 Losses**L, 57-76 at #9 Virginia, 1-9-93
L, 51-82 #3/9 Maryland, 1-16-93
L, 54-66 at #20 North Carolina, 1-19-93
L, 63-88 at #18/21 Clemson, 1-31-93
L, 71-90 at #7/9 Maryland, 2-5-93
L, 61-97 #14 Virginia, 2-13-93
W, 67-65 #--/21 Clemson, 2-15-93
L, 63-84 #18/18 North Carolina, 2-23-93**1993-94 - 0 Wins, 4 Losses**L, 68-79 #7/7 North Carolina, 1-19-94
L, 66-87 #12 Virginia, 1-25-94
L, 60-73 at #9 Virginia, 2-12-94
L, 68-70 at #5/5 North Carolina, 2-22-92**1994-95 - 2 Wins, 5 Losses**L, 62-78 at #9/11 Virginia, 1-10-95
W, 74-72 #3 North Carolina, 1-25-95
L, 61-67 #8/9 Virginia, 2-12-95
L, 57-82 at #12 North Carolina, 2-25-95
W, 83-82 (2OT) vs. #6 Virginia, 3-4-95
L, 70-95 vs. #12 North Carolina, 3-5-95
L, 120-121 (4OT) at #13/15 Alabama, 3-18-95**1995-96 - 4 Wins, 4 Losses**L, 73-75 at #14/17 N.C. State, 1-4-96
L, 60-61 #8/5 Virginia, 1-8-96
W, 74-63 #17/18 Clemson, 1-31-96
L, 74-80 #14/17 N.C. State, 2-2-96
W, 72-69 at #9/8 Virginia, 2-10-96
W, 75-65 at #16/20 Clemson, 2-19-96
W, 79-62 vs. #19/23 N.C. State, 3-2-96
L, 54-71 vs. #22/20 Clemson, 3-3-96**1996-97 - 1 Win, 9 Losses**L, 77-89 vs. #6 Old Dominion, 12-7-96
L, 55-62 at #13 Virginia, 1-6-97
L, 73-86 at #13/13 N.C. State, 1-15-97
L, 73-87 #10 North Carolina, 1-18-97
W, 70-61 #10 Clemson, 1-24-97
L, 69-72 at #22/21 Clemson, 2-16-97
L, 56-86 #11/9 Virginia, 2-19-97
L, 61-81 at #4/5 North Carolina, 2-21-97
L, 55-66 vs. #5/6 North Carolina, 3-1-97
L, 67-85 at #16/19 Illinois, 3-16-97**1997-98 - 7 Wins, 4 Losses**L, 65-77 vs. #8/8 Illinois, 11-30-97
L, 63-70 at #12/15 Florida, 12-29-97
L, 74-83 at #8/7 North Carolina, 1-12-98
W, 75-61 at #8/7 N.C. State, 1-19-98
W, 93-66 #11/10 Virginia, 1-23-98
W, 78-59 #19/22 Clemson, 1-25-98
W, 83-70 #5/5 North Carolina, 2-12-98
W, 65-62 #10/8 N.C. State, 2-19-98
W, 85-78 (OT) at #15/14 Virginia, 2-22-98
L, 52-56 vs. #8/10 North Carolina, 2-28-98
W, 71-58 vs. #13/12 Florida, 3-21-98**1998-99 - 11 Wins, 6 Losses**L, 74-104 vs. #23/24 Connecticut, 11-13-98
W, 77-57 vs. #19/17 Stanford, 11-14-98
L, 57-84 at #11/19 Notre Dame, 11-21-98
W, 79-71 at #18/22 Vanderbilt, 11-23-98
L, 60-74 vs. #3/3 Tennessee, 12-6-98
W, 85-80 at #9/11 UCLA, 12-28-98
W, 84-68 #22/22 Virginia, 1-4-99
W, 86-77 #16/12 Clemson, 1-14-99
W, 93-71 at #7/6 North Carolina, 1-22-99
W, 66-56 at #16/16 Virginia, 2-4-99
L, 75-80 at #19/19 Clemson, 2-14-99
W, 88-78 #13/12 North Carolina, 2-21-99
L, 71-76 vs. #16 Clemson, 2-28-99
W, 76-63 vs. #5/5 Old Dominion, 3-20-99
W, 69-63 vs. #2/2 Tennessee, 3-22-99
W, 81-69 vs. #12/12 Georgia, 3-26-99
L, 45-62 vs. #1/1 Purdue, 3-28-99**1999-00 - 3 Wins, 4 Losses**L, 70-77 #20/21 Boston College, 11-17-99
W, 63-49 #9/8 Penn State, 11-28-99
W, 70-61 at #24/24 Virginia Tech, 12-8-99
L, 75-80 (OT) at #6/5 N.C. State, 1-20-00
L, 49-61 at #24/25 Virginia, 1-30-00
W, 70-64 #7/7 N.C. State, 2-17-00
L, 66-79 vs. #15/12 Louisiana St., 3-25-00**2000-01 - 8 Wins, 2 Losses**W, 56-45 vs. #7/8 Louisiana State, 11-11-00
W, 88-87 at #9/8 Penn State, 11-20-00
W, 67-49 at #NR/24 Boston College, 11-22-00
W, 81-63 #5/6 Iowa State, 12-30-00
W, 62-59 #22/19 N.C. State, 1-18-01
W, 71-68 at #NR/24 Virginia, 1-22-01
W, 92-42 #15/16 Clemson, 1-28-01
L, 55-69 at #24/21 N.C. State, 2-18-01
W, 57-45 vs. #21/20 N.C. State, 3-5-01
L, 71-81 vs. #15/15 SWMS, 3-24-01**2001-02 - 8 Wins, 2 Losses**W, 85-69 #7/7 Texas Tech, 11-11-01
W, 76-64 #6/5 Louisiana Tech, 12-2-01
L, 68-89 vs. #2/2 Tennessee, 12-27-01
W, 102-82 #21/20 North Carolina, 1-24-02
W, 90-75 at #19/20 North Carolina, 2-24-02
W, 87-80 vs. #16/19 North Carolina, 3-4-02
W, 76-66 #--/25 TCU, 3-17-02
W, 62-46 vs. #14/14 Texas, 3-23-02
W, 77-68 vs. #13/13 South Carolina, 3-25-02
L, 71-86 vs. #2/2 Oklahoma, 3-29-02**2002-03 - 7 Wins, 2 Losses**W, 76-55 vs. #2/2 Tennessee, 11-24-02
W, 74-72 (OT) vs. #17/15 Arkansas, 11-30-02
W, 78-67 (OT) at #8/10 North Carolina, 1-20-03
L, 67-78 #2/2 Connecticut, 2-1-03
W, 67-63 #6/6 North Carolina, 2-20-03
W, 77-59 vs. #11/9 North Carolina, 3-10-03
W, 66-63 vs. #19/20 Georgia, 3-29-03
W, 57-51 vs. #7/8 Texas Tech, 3-31-03
L, 56-66 vs. #4/4 Tennessee, 4-6-03**2003-04 - 7 Wins, 3 Losses**L, 77-85 vs. #3/3 Texas, 11-16-03
W, 93-63 vs. #5/6 Purdue, 11-23-03
W, 66-57 #25/-- Auburn, 11-29-03
W, 68-67 at #1/1 Connecticut, 1-3-04
W, 79-57 #13/13 North Carolina, 1-11-04
L, 69-72 #2/2 Tennessee, 1-24-04
W, 89-79 at #15/14 North Carolina, 1-24-04
W, 63-47 vs. #9/10 North Carolina, 3-8-04
W, 63-49 vs. #15 Louisiana Tech, 3-28-04
L, 75-82 vs. #24/20 Minnesota, 3-30-04**2004-05 - 12 Wins, 5 Losses**L, 65-76 at #11/11 Notre Dame, 11-17-04
W, 66-58 #23/23 Penn State, 11-19-04
W, 63-51 vs. #16/16 Kansas State, 11-27-04
W, 59-57 at #4/5 Tennessee, 12-2-04
W, 66-48 vs. #20/18 Purdue, 12-18-04
W, 88-67 #25/25 Virginia Tech, 1-9-05
L, 51-56 at #12/6 North Carolina, 1-24-05
W, 60-57 #20/22 Maryland, 1-27-05
W, 52-49 at #25/-- N.C. State, 1-30-05
W, 75-64 #24/24 Florida State, 2-6-05
W, 60-49 at #19/21 Maryland, 2-13-05
L, 68-77 #8/4 North Carolina, 2-27-05

W, 74-44 vs. #25/-- Maryland, 3-6-05
 L, 67-88 vs. #4/3 North Carolina, 3-7-05
 W, 70-65 vs. #25/-- Boston College, 3-22-05
 W, 63-57 vs. #20/20 Georgia, 3-26-05
 L, 49-59 vs. #2/4 Louisiana State, 3-28-05

2005-06 - 8 Wins, 4 Losses

W, 84-70 at #18/16 Texas, 12-4-05
 W, 86-68 at #6/6 Maryland, 1-8-06
 W, 66-52 at #22/22 Boston College, 1-14-06
W, 75-53 #1/1 Tennessee, 1-23-06
L, 70-74 #3/2 North Carolina, 1-29-06
W, 90-80 #4/6 Maryland, 2-13-06
 L, 65-77 at #2/2 North Carolina, 2-25-06
 L, 70-78 vs. #4/4 Maryland, 3-4-06
 W, 86-61 vs. #16/17 Michigan State, 3-26-06
 W, 63-61 (OT) vs. #8/8 Connecticut, 3-28-06
 W, 64-45 vs. #5/5 LSU, 4-2-06
 L, 75-78 vs. #3/3 Maryland, 4-4-06

2006-07 - 10 Wins, 2 Losses

W, 85-45 at #19/17 Rutgers, 12-4-06
W, 69-48 #11/11 Vanderbilt, 12-7-06
W, 80-52 #22/22 Texas, 12-10-06
 W, 55-46 vs. #25/21 Bowling Green, 12-19-06
 W, 72-51 vs. #22/22 Pittsburgh, 12-21-06
W, 81-62 #1/1 Maryland, 1-13-07
 W, 74-70 at #4/4 Tennessee, 1-22-07
 W, 64-53 at #2/2 North Carolina, 2-8-07
 W, 69-57 at #6/6 Maryland, 2-18-07
W, 67-62 #4/4 North Carolina, 2-25-07
 L, 65-70 vs. #24/25 N.C. State, 3-3-07
 L, 52-53 vs. #15/18 Rutgers, 3-24-07

2007-08 - 4 Wins, 9 Losses

W, 53-41 vs. #22/20 Purdue, 11-22-07
 L, 48-74 vs. #2/2 Connecticut, 11-25-07
 L, 55-68 at #23/18 Vanderbilt, 11-28-07
W, 49-44 #4/3 Rutgers, 12-6-07
 L, 70-85 at #4/4 Maryland, 1-14-07
 W, 73-47 at #23/23 Georgia Tech, 1-24-08
L, 64-67 #2/2 Tennessee, 1-28-08
L, 76-93 #3/3 North Carolina, 2-4-08
L, 69-76 #4/5 Maryland, 2-17-08
 L, 51-82 at #2/2 North Carolina, 3-2-08
 W, 74-63 vs. #5/4 Maryland, 3-7-08
 L, 73-86 vs. #2/2 North Carolina, 3-9-08
 L, 63-77 vs. #8/9 Texas A&M, 3-30-08

2008-09 - 8 Wins, 4 Losses

W, 77-68 #14/15 Oklahoma State, 11-14-08
L, 55-52 #3/4 Stanford, 12-16-08
W, 68-65 #12/15 Maryland, 1-12-09
 L, 75-82 (OT) at #18/20 Florida State, 1-29-09
 W, 81-67 at #17/15 Virginia, 2-5-09
 L, 60-75 at #8/9 North Carolina, 2-9-09
 W, 62-54 at #13/18 Tennessee, 2-16-09
 L, 59-77 at #9/7 Maryland, 2-22-09
W, 81-79 (OT) #9/10 North Carolina, 3-1-09
 W, 76-53 vs. #24/20 Virginia, 3-6-09
 W, 75-57 vs. #12/13 Florida State, 3-7-09
 L, 89-92 (OT) vs. #4/4 Maryland, 3-8-09

2009-10 - 8 Wins, 4 Losses

L, 77-95 at #--/16 Texas A&M, 11-15-09
W, 83-67 #3/3 Ohio State, 12-3-09
 L, 55-71 at #2/2 Stanford, 12-15-09
W, 79-65 #24/25 James Madison, 12-18-09
 W, 69-62 at #25/-- Miami, 1-14-10
L, 48-81 #1/1 Connecticut, 1-18-10
W, 73-43 #13/14 Florida State, 73-43
W, 79-51 #18/15 North Carolina, 2-8-10
W, 64-50 #19/-- Georgia Tech, 2-19-10
W, 83-65 #21/18 Virginia, 2-26-10
W, 60-52 #21/-- LSU, 3-22-10
 L, 48-51 vs. #14/18 Baylor, 3-29-10

2010-11 - 10 Wins, 4 Losses

W, 61-58 #7/7 Texas A&M, 12-6-10
W, 46-45 #4/4 Xavier, 12-21-10
W, 54-48 #10/10 Kentucky, 1-4-11
W, 71-64 #14/15 Maryland, 1-6-11
 W, 87-70 at #21/15 Florida State, 1-14-11
 L, 51-87 at #2/2 Connecticut, 1-31-11
W, 82-58 #18/21 Miami, 2-3-11
 L, 60-62 at #13/12 North Carolina, 2-7-11
 L, 47-69 at #16/17 Maryland, 2-17-11
W, 66-58 #13/16 North Carolina, 2-27-11

W, 81-66 vs. #19/19 North Carolina, 3-6-11
W, 71-66 #19/17 Marist, 3-21-11
 W, 70-63 vs. #10/12 DePaul, 3-27-11
 L, 40-75 vs. #1/1 Connecticut, 3-29-11

2011-12 - 5 Wins, 5 Losses

L, 54-56 vs. #4/3 Notre Dame, 11-26-11
W, 64-53 #13/16 Purdue, 12-1-11
 L, 65-72 at #10/10 Kentucky, 12-8-11
W, 80-72 #8/7 Maryland, 1-22-12
L, 45-61 #3/3 Connecticut, 1-30-12
W, 96-56 #22/24 North Carolina, 2-6-12
 L, 61-63 at #8/7 Maryland, 2-19-12
W, 74-64 #5/5 Miami, 2-24-12
 W, 74-47 vs. 14/21 St. John's, 3-24-12
 L, 69-81 vs. #2/2 Stanford, 3-26-12

2012-13 - 10 Wins, 2 Losses

W, 77-63 #10/11 California, 12-2-12
 W, 60-42 vs. #--/25 St. John's 12-9-12
 L, 49-79 at #3/2 Connecticut 1-21-13
 W, 84-63 at #11/18 North Carolina, 2-3-13
W, 71-56 #7/7 Maryland, 2-11-13
W, 61-50 #19/20 Florida State, 2-22-13
 W, 75-59 at #8/8 Maryland, 2-24-13
W, 65-58 #15/17 North Carolina, 3-3-13
 W, 72-66 vs. #23/23 Florida State, 3-9-13
 W, 92-73 vs. #15/17 North Carolina, 3-10-13
 W, 53-45 vs. #24/25 Nebraska, 3-31-13
 L, 76-87 vs. #2/2 Notre Dame, 4-2-13

2013-14 - 8 Wins, 7 Losses

W, 70-58 at #9/9 California, 11-10-13
W, 99-78 #16/22 Purdue, 12-5-13
 W, 94-85 at #17/15 Oklahoma, 12-8-13
L, 61-83 #1/1 Connecticut, 12-17-13
 W, 69-61 at #5/6 Kentucky, 12-22-13
 W, 85-77 (OT) at #24/25 Florida State, 1-23-14
L, 67-88 #2/2 Notre Dame, 2-2-14
L, 78-89 #17/11 North Carolina, 2-10-14
W, 84-63 #8/9 Maryland, 2-17-14
W, 83-70 #14/16 N.C. State, 2-20-14
 L, 70-81 at #2/2 Notre Dame, 2-23-14
 L, 60-64 at #14/11 North Carolina, 3-2-14
 W, 66-61 vs. #13/12 North Carolina, 3-8-14
 L, 53-69 vs. #2/2 Notre Dame, 3-9-14
L, 65-74 #23/21 DePaul, 3-23-14

2014-15 - 6 Wins, 8 Losses

L, 63-59 at #7/8 Texas A&M, 11-30-14
 L, 60-54 at #12/15 Nebraska, 12-03-14
L, 51-50 #1/2 South Carolina, 12-7-14
W, 89-68 #8/8 Kentucky, 12-21-14
 L, 83-52 at #2/2 Connecticut, 12-29-14
W, 74-72 #21/21 Syracuse, 1-8-15
 L, 74-58 at #--/22 Florida State, 1-11-15
 W, 74-67 (OT) at #12/11 North Carolina, 1-25-15
 W, 66-58 at #8/8 Louisville, 2-2-15
 L, 63-50 at #4/4 Notre Dame, 2-16-16
W, 81-80 #15/11 North Carolina, 3-1-15
 L, 55-49 vs. #2/2 Notre Dame, 3-7-15
W, 64-56 #12/14 Mississippi State, 3-22-15
 L, 65-55 vs. #4/3 Maryland, 3-28-15

2015-16 - 0 Wins, 7 Losses

L, 66-72 #12/12 Texas A&M, 11-18-15
 L, 55-66 at #2/2 South Carolina, 12-6-15
 L, 61-71 at #8/8 Kentucky, 12-20-15
L, 61-68 #3/3 Notre Dame, 2-1-16
 L, 53-61 at #16/20 Miami, 2-7-16
L, 53-69 #10/9 Florida State, 2-11-16
 L, 54-83 vs. #2/3 Notre Dame, 3-4-16

2016-17 - 8 Wins, 4 Losses

W, 74-63 #3/3 South Carolina, 12-14-16
W, 69-54 #17/23 Kentucky, 12-29-16
W, 58-55 #8/8 Louisville, 1-2-17
 L, 45-69 at #6/8 Florida State, 1-8-17
 L, 52-55 at #23/22 NC State, 1-15-17
W, 84-59 #17/16 Virginia Tech, 1-19-17
 L, 58-62 at #8/9 Notre Dame, 1-26-17
W, 72-55 #20/19 Syracuse, 2-10-17
W, 83-70 #16/17 Miami, 2-19-17
 W, 68-46 vs. #21/20 Syracuse, 3-3-17
 W, 57-52 vs. #16/16 Miami, 3-4-17
 L, 61-84 vs. #3/3 Notre Dame, 3-5-17

2017-18 - 5 Wins, 5 Losses

W, 72-65 #17/18 Oregon State, 11-25-17
W, 69-60 #8/8 Ohio State, 11-30-17
 L, 52-72 at #5/6 South Carolina, 12-3-17
 L, 60-66 at #3/4 Louisville, 1-4-18
L, 54-72 #5/5 Notre Dame, 2-4-18
W, 79-66 #9/12 Florida State, 2-19-18
L, 45-51 #23/33 NC State, 3-2-18
 W, 72-58 vs. #23/25 Belmont, 3-17-18
 W, 66-40 vs. #18/17 Georgia, 3-19-18
 L, 59-72 vs. #1/1 Connecticut, 3-24-18

2018-19 - 0 Wins, 8 Losses

L, 54-62 vs. #21/18 Missouri, 11-25-18
 L, 57-71 at #11/8 Oregon State, 12-20-18
 L, 51-63 at #9/9 NC State, 1-3-19
L, 51-73 #3/3 Louisville, 1-6-19
 L, 62-66 at #-/21 Florida State, 1-20-19
L, 55-64 #13/14 Syracuse, 1-27-19
 L, 61-89 at #5/5 Notre Dame, 2-21-19
 L, 41-51 vs. #22/21 Florida State, 3-7-19

Totals: 171 Wins, 204 Losses

(Bold indicates home games)

First Victory Against Ranked Opponent

80-67 vs. #16 North Carolina, 2-16-84

Largest Margin Of Victory Against Ranked Opponent

30 (92-62) vs. #15 Clemson, 1-28-01

Largest Margin Of Loss Against Ranked Foe

82 (43-125) vs. #12 N.C. State, 1-19-78

Most Wins Against Ranked Foes In A Season

12, 2004-05

Most Losses In A Season

9, 1996-97

Duke Vs. Ranked ACC Opponents

Overall Record: 91-146
 Boston College, 3-1 Notre Dame, 0-8
 Clemson, 7-14 North Carolina, 27-29
 Florida State, 9-4 N.C. State, 10-29
 Georgia Tech, 2-0 Virginia, 12-26
 Louisville, 2-2 Virginia Tech, 2-0
 Maryland, 15-28 Syracuse, 0-1
 Miami, 2-1

Most Points Allowed vs Ranked Opponents

125 vs. #12 N.C. State, 1-19-78

Most Points Scored vs Ranked Opponents

102 vs. #21 North Carolina, 1-24-02

Fewest Points Scored vs Ranked Opponents

35 vs. #14 N.C. State, 2-1-77

Fewest Points Allowed vs Ranked Opponents

42 vs. #15 Clemson, 2-1-01

The Coach Versus Ranked Opponents

Emma Jean Howard (1975-77): 0-1
 Debbie Leonard (1977-92): 10-73
 Gail Goestenkors (1992-2007): 89-63
 Joanne P. McCallie (2007-present): 72-67

Individual Records vs. Ranked Opponents

Most Points In A Game
 36, Katie Meier vs. #13/15 N.C. State, 2-3-87

Most Rebounds In A Game
 20, Alana Beard vs. #11/9 North Carolina, 3-10-03

Most Assists In A Game
 12, Katie Meier vs. #8/11 N.C. State, 1-10-90

Most Blocks In A Game
 8, Alison Bales vs. #8/8 Connecticut, 3-28-06
 8, Alison Bales vs. #8/4 North Carolina, 2-27-05

Most Steals In A Game
 10, Alexis Jones vs. #2/2 Notre Dame, 2-2-14

ALABAMA.....2-1
Home 1-0 • Away 1-1 • Neutral 0-0
 Mar. 18, 1995.....A.....#13/15 Alabama 121, #20/22 Duke 120 (4OT)
 Nov. 17, 2013.....H.....#2/2 Duke 92, Alabama 57
 Nov. 16, 2014.....A.....#7/7 Duke 90, Alabama 40

ALBANY.....3-0
Home 3-0 • Away 0-0 • Neutral 0-0
 Dec. 9, 2010.....H.....#5/4 Duke 83, Albany 48
 Dec. 19, 2013.....H.....#2/2 Duke 81, Albany 51
 Mar. 20, 2015.....H.....#16/16 Duke 54, Albany 52

AMERICAN.....1-0
Home 1-0 • Away 0-0 • Neutral 0-0
 Dec. 4, 1993.....H.....Duke 104, American 71

APPALACHIAN STATE.....10-4
Home 6-1 • Away 4-2 • Neutral 0-1
 Jan. 28, 1978.....A.....Appalachian St. 87, Duke 60
 Feb. 16, 1978.....H.....Appalachian St. 75, Duke 68
 Feb. 16, 1979.....A.....Appalachian St. 85, Duke 64
 Feb. 2, 1980.....H.....Duke 88, Appalachian St. 70
 Dec. 6, 1980.....H.....Duke 90, Appalachian St. 71
 Feb. 23, 1981.....A.....Duke 69, Appalachian St. 46
 Mar. 2, 1981.....N.....Appalachian St. 74, Duke 73 (OT)
 Jan. 30, 1982.....A.....Duke 75, Appalachian St. 60
 Feb. 19, 1982.....H.....Duke 85, Appalachian St. 73
 Feb. 25, 1983.....H.....Duke 89, Appalachian St. 51
 Dec. 6, 1986.....H.....Duke 84, Appalachian St. 66
 Nov. 28, 1989.....A.....Duke 73, Appalachian State 65
 Dec. 20, 1992.....H.....Duke 79, Appalachian State 76
 Dec. 8, 1993.....A.....Duke 79, Appalachian State 66

ARIZONA STATE.....1-0
Home 0-0 • Away 0-0 • Neutral 1-0
 Mar. 25, 2008.....N.....#9/10 Duke 67, Arizona State 59

ARKANSAS.....2-1
Home 1-0 • Away 0-0 • Neutral 1-1
 Mar. 23, 1998.....N.....Arkansas 77, #8/9 Duke 72
 Mar. 19, 2001.....H.....#5/5 Duke 75, Arkansas 54
 Nov. 30, 2002.....N.....#1/1 Duke 74, #17/15 Arkansas 72 (OT)

ARKANSAS STATE.....2-0
Home 1-0 • Away 0-0 • Neutral 1-0
 Dec. 17, 2000.....N.....#7/5 Duke 69, Arkansas State 45
 Nov. 25, 2005.....H.....#1/2 Duke 110, Arkansas State 56

ARMY.....1-0
Home 1-0 • Away 0-0 • Neutral 0-0
 Nov. 22, 2015.....H.....#14/9 Duke 72, Army 61

AUBURN.....5-0
Home 3-0 • Away 2-0 • Neutral 0-0
 Nov. 30, 2003.....H.....#4/4 Duke 66, #25/--Auburn 57
 Dec. 31, 2004.....A.....#2/2 Duke 80, Auburn 61
 Nov. 27, 2005.....H.....#1/2 Duke 69, Auburn 37
 Nov. 18, 2010.....A.....#6/6 Duke 75, Auburn 62
 Nov. 18, 2012.....H.....#8/8 Duke 73, Auburn 5-

AUSTIN PEAY.....1-0
Home 0-0 • Away 0-0 • Neutral 1-0
 Mar. 22, 2009.....N.....#6/14 Duke 83, Austin Peay 42

BALL STATE.....3-0
Home 1-0 • Away 1-0 • Neutral 1-0
 Dec. 20, 2004.....A.....#3/3 Duke 81, Ball State 31
 Dec. 19, 2005.....H.....#2/2 Duke 110, Ball State 24
 Nov. 24, 2018.....N.....Duke 79, Duke 62

BAPTIST.....1-0
Home 0-0 • Away 0-0 • Neutral 1-0
 Dec. 11, 1982.....N.....Duke 86, Baptist 37

BAYLOR.....0-1
Home 0-0 • Away 0-0 • Neutral 0-1
 Mar. 29, 2010.....N.....#14/18 Baylor 51, #6/6 Duke 48

BELMONT.....1-0
Home 0-0 • Away 0-0 • Neutral 1-0
 Mar. 17, 2018.....N.....#20/18 Duke 22, #23/25 Belmont 58

BOSTON COLLEGE.....15-4
Home 8-1 • Away 6-3 • Neutral 1-0
 Dec. 2, 1989.....H.....Duke 85, Boston College 64
 Nov. 17, 1999.....H.....#20/21 Boston College 77, #22/22 Duke 70
 Nov. 22, 2000.....A.....#3/3 Duke 67, #--/24 Boston College 49
 Mar. 22, 2005.....N.....#7/8 Duke 70, #25/-- Boston College 65
 Jan. 14, 2006.....A.....#2/2 Duke 66, #22/22 Boston College 52
 Feb. 15, 2007.....H.....#1/1 Duke 73, Boston College 52
 Feb. 7, 2008.....A.....#11/12 Duke 51, Boston College 41
 Feb. 2, 2009.....H.....#4/6 Duke 69, Boston College 58
 Feb. 4, 2010.....A.....Boston College 61, #6/6 Duke 57
 Feb. 13, 2011.....H.....#5/7 Duke 66, Boston College 53
 Feb. 9, 2012.....A.....#5/5 Duke 71, Boston College 62
 Jan. 6, 2013.....A.....#3/4 Duke 90, Boston College 53
 Jan. 27, 2013.....H.....#4/5 Duke 80, Boston College 56
 Jan. 12, 2014.....H.....#3/3 Duke 78, Boston College 57
 Jan. 22, 2015.....A.....Boston College 60, #15/13 Duke 56
 Jan. 17, 2016.....H.....#22/19 Duke 71, Boston College 51
 Jan. 22, 2017.....A.....#15/16 Duke 67, Boston College 44
 Jan. 25, 2018.....H.....#18/18 Duke 75, Boston College 50
 Jan. 31, 2019.....A.....Boston College 92, Duke 90 (2OT)

BOSTON UNIVERSITY.....2-0
Home 1-0 • Away 0-0 • Neutral 1-0
 Jan. 2, 1988.....H.....#10/9 Duke 73, Boston University 58
 Dec. 30, 2006.....N.....#3/3 Duke 72, Boston University 42

BOWLING GREEN.....1-0
Home 0-0 • Away 0-0 • Neutral 1-0
 Dec. 19, 2006.....N.....#4/4 Duke 55, #25/21 Bowling Green 46

BRIGHAM YOUNG.....3-0
Home 2-0 • Away 1-0 • Neutral 0-0
 Jan. 10, 1987.....H.....#--/25 Duke 80, Brigham Young 60
 Nov. 13, 2010.....H.....#6/5 Duke 69, Brigham Young 54
 Nov. 11, 2011.....A.....#8/8 Duke 61, Brigham Young 55

BUCKNELL.....1-0
Home 1-0 • Away 0-0 • Neutral 0-0
 Dec. 21, 2007.....H.....#14/15 Duke 92, Bucknell 49

BUFFALO.....1-0
Home 1-0 • Away 0-0 • Neutral 0-0
 Nov. 25, 2014.....H.....#8/7 Duke 88, Buffalo 54

CALIFORNIA.....3-1
Home 1-0 • Away 2-1 • Neutral 0-0
 Dec. 27, 1987.....A.....#10/9 Duke 85, California 57

Dec. 21, 1993.....A.....California 72, Duke 66
 Dec. 2, 2012.....H.....#4/4 Duke 77, #10/11 California 63
 Nov. 10, 2013.....A.....#2/2 Duke 70, #9/9 California 58

CAMPBELL.....3-5
Home 2-2 • Away 0-2 • Neutral 1-1
 Jan. 22, 1976.....A.....Campbell 73, Duke 55
 Feb. 3, 1976.....H.....Campbell 72, Duke 69
 Feb. 3, 1977.....A.....Campbell 78, Duke 63
 Feb. 19, 1977.....H.....Campbell 66, Duke 48
 Feb. 24, 1977.....N.....Campbell 61, Duke 50
 Jan. 16, 1982.....N.....Duke 83, Campbell 64
 Feb. 18, 1984.....H.....Duke 89, Campbell 64
 Mar. 18, 2000.....H.....#7/10 Duke 71, Campbell 42

CANISIUS.....1-0
Home 0-0 • Away 0-0 • Neutral 1-0
 Mar. 20, 2005.....N.....#7/8 Duke 80, Canisius 48

CATAWBA.....1-0
Home 1-0 • Away 0-0 • Neutral 0-0
 Jan. 10, 1979.....H.....Duke 82, Catawba 33

CENTRAL MICHIGAN.....1-0
Home 0-0 • Away 0-0 • Neutral 1-0
 Nov. 29, 2013.....N.....#2/2 Duke 97, Central Michigan 64

CHARLESTON SOUTHERN.....2-0
Home 2-0 • Away 0-0 • Neutral 0-0
 Dec. 21, 1994.....H.....Duke 101, Charleston Southern 57
 Dec. 16, 2002.....H.....#1/1 Duke 106, Charleston Southern 38

CHARLOTTE.....7-3
Home 5-0 • Away 2-3 • Neutral 0-0
 Jan. 31, 1976.....A.....Charlotte 64, Duke 47
 Jan. 25, 1977.....H.....Duke 64, Charlotte 60
 Feb. 4, 1978.....A.....Charlotte 72, Duke 62
 Dec. 4, 1982.....H.....Duke 78, Charlotte 46
 Feb. 19, 1983.....A.....Charlotte 73, Duke 66
 Feb. 14, 1990.....H.....Duke 65, Charlotte 49
 Nov. 29, 2000.....H.....#3/3 Duke 78, Charlotte 59
 Nov. 29, 2001.....A.....#14/12 Duke 64, Charlotte 39
 Nov. 23, 2009.....H.....#10/5 Duke 57, Charlotte 44
 Nov. 27, 2010.....A.....#6/6 Duke 61, Charlotte 55

CHEYNEY.....2-0
Home 1-0 • Away 0-0 • Neutral 1-0
 Nov. 26, 1985.....H.....Duke 98, Cheyney 66
 Dec. 28, 1985.....N.....Duke 100, Cheyney 56

CINCINNATI.....0-1
Home 0-0 • Away 0-1 • Neutral 0-0
 Jan. 2, 1981.....A.....Cincinnati 86, Duke 64

CLEMSON.....42-32
Home 23-9 • Away 17-16 • Neutral 2-7
 Jan. 11, 1978.....A.....Clemson 118, Duke 59
 Feb. 5, 1979.....H.....Clemson 94, Duke 58
 Feb. 8, 1979.....N.....Clemson 81, Duke 56
 Jan. 9, 1980.....A.....#18 Clemson 111, Duke 56
 Feb. 2, 1981.....H.....#20 Clemson 67, Duke 54
 Jan. 23, 1982.....A.....Clemson 84, Duke 59
 Dec. 1, 1982.....A.....Duke 72, Clemson 70
 Jan. 29, 1983.....H.....Duke 95, Clemson 81
 Mar. 4, 1983.....N.....Clemson 93, Duke 92 (OT)
 Dec. 6, 1983.....H.....#15 Clemson 78, Duke 72

Jan. 17, 1984..... A..... #14 Clemson 79, Duke 73
 Dec. 31, 1984..... H..... Duke 84, Clemson 76
 Jan. 14, 1985..... A..... Duke 76, Clemson 70
 Mar. 1, 1985..... N..... Duke 81, Clemson 76
 Jan. 13, 1986..... A..... #20/___ Duke 93, Clemson 77
 Feb. 8, 1986..... H..... #17/25 Duke 80, Clemson 76
 Dec. 3, 1986..... H..... Duke 78, Clemson 72
 Feb. 9, 1987..... A..... Clemson 79, Duke 76
 Jan. 4, 1988..... H..... #9/9 Duke 68, Clemson 61
 Feb. 1, 1988..... A..... Clemson 78, #17/17 Duke 65
 Mar. 5, 1988..... N..... #--/25 Clemson 81, Duke 65
 Jan. 2, 1989..... A..... Clemson 69, #20/23 Duke 55
 Feb. 8, 1989..... H..... Clemson 71, Duke 50
 Jan. 29, 1990..... A..... Clemson 64, Duke 49
 Feb. 26, 1990..... H..... Clemson 65, Duke 60
 Mar. 3, 1990..... N..... Clemson 77, Duke 68
 Jan. 28, 1991..... A..... #20/20 Clemson 63, Duke 49
 Feb. 22, 1991..... H..... #24/-- Clemson 67, Duke 59
 Mar. 2, 1991..... N..... Clemson 60, Duke 58
 Jan. 10, 1992..... H..... #15/15 Clemson 107, Duke 72
 Feb. 29, 1992..... A..... #19/18 Clemson 63, Duke 59
 Jan. 31, 1993..... A..... #21/18 Clemson 88, Duke 63
 Feb. 15, 1993..... H..... Duke 67, #--/21 Clemson 65
 Jan. 23, 1994..... A..... Duke 74, Clemson 67
 Jan. 28, 1994..... H..... Clemson 90, Duke 82
 Feb. 1, 1995..... A..... Clemson 78, #14/21 Duke 64
 Feb. 20, 1995..... H..... Clemson 88, #22/25 Duke 82 (OT)
 Mar. 3, 1995..... N..... #22/25 Duke 78, Clemson 71
 Jan. 31, 1996..... H..... #12/11 Duke 74, #17/18 Clemson 63
 Feb. 19, 1996..... A..... #12/13 Duke 75, #16/20 Clemson 65
 Mar. 3, 1996..... N..... #22/20 Clemson 71, #12/12 Duke 54
 Jan. 24, 1997..... H..... #24/20 Duke 70, #10/10 Clemson 61
 Feb. 16, 1997..... A..... #22/21 Clemson 72, #18/17 Duke 69
 Dec. 13, 1997..... A..... Clemson 72, #11/14 Duke 61
 Jan. 25, 1998..... H..... #24/23 Duke 78, #19/22 Clemson 59
 Jan. 14, 1999..... H..... #12/16 Duke 86, #16/12 Clemson 77
 Feb. 14, 1999..... A..... #19/19 Clemson 80, #7/7 Duke 75
 Feb. 28, 1999..... N..... #16 Clemson 76, #8/9 Duke 71
 Jan. 16, 2000..... H..... #11/8 Duke 60, Clemson 51
 Feb. 21, 2000..... A..... #14/#12 Duke 59, Clemson 44
 Dec. 9, 2000..... A..... Clemson 93, #3/3 Duke 75
 Jan. 28, 2001..... H..... #4/4 Duke 92, #15/16 Clemson 42
 Jan. 10, 2002..... A..... #7/7 Duke 81, Clemson 58
 Feb. 10, 2002..... H..... #5/5 Duke 77, Clemson 69
 Jan. 6, 2003..... H..... #1/1 Duke 69, Clemson 53
 Feb. 6, 2003..... A..... #2/2 Duke 61, Clemson 49
 Feb. 2, 2004..... A..... #2/2 Duke 78, Clemson 60
 Feb. 27, 2004..... H..... #3/3 Duke 102, Clemson 45
 Feb. 17, 2005..... H..... #3/4 Duke 72, Clemson 48
 Jan. 26, 2006..... A..... #2/1 Duke 97, Clemson 65
 Feb. 5, 2007..... H..... #1/1 Duke 105, Clemson 53
 Feb. 13, 2008..... A..... #12/12 Duke 83, Clemson 54
 Feb. 13, 2009..... H..... #4/10 Duke 77, Clemson 53
 Jan. 7, 2010..... A..... #9/9 Duke 67, Clemson 41
 Jan. 26, 2011..... H..... #3/3 Duke 92, Clemson 37
 Jan. 27, 2012..... A..... #5/5 Duke 81, Clemson 37
 Jan. 10, 2013..... H..... #4/5 Duke 82, Clemson 45
 Jan. 24, 2013..... A..... #4/5 Duke 60, Clemson 46
 Feb. 6, 2014..... A..... #5/5 Duke 78, Clemson 51
 Feb. 8, 2015..... H..... #15/15 Duke 89, Clemson 60
 Jan. 21, 2016..... A..... Duke 72, Clemson 43
 Feb. 2, 2017..... H..... #15/15 Duke 65, Clemson 37
 Feb. 11, 2018..... A..... #19/19 Duke 60, Clemson 35
 Feb. 28, 2019..... H..... Duke 63, Clemson 59

CLEVELAND STATE.....1-0
 Home 1-0 • Away 0-0 • Neutral 0-0
 Dec. 2, 1988..... H..... Duke 100, Cleveland State 60

COLLEGE OF CHARLESTON.....1-0
 Home 1-0 • Away 0-0 • Neutral 0-0
 Dec. 18, 1990..... H..... Duke 82, College of Charleston 54

COLORADO.....0-1
 Home 0-1 • Away 0-0 • Neutral 0-0
 Jan. 5, 1980..... H..... #18 Colorado 78, Duke 64

COLORADO STATE.....1-0
 Home 1-0 • Away 0-0 • Neutral 0-0
 Dec. 22, 2005..... H..... #2/2 Duke 99, Colorado State 52

CONNECTICUT.....3-12
 Home 0-5 • Away 1-3 • Neutral 2-4
 Jan. 11, 1980..... H..... Connecticut 81, Duke 69
 Dec. 9, 1988..... N..... Duke 83, Connecticut 69
 Nov. 13, 1998..... N..... #3/3 Connecticut 104, #4/4 Duke 74
 Feb. 1, 2003..... H..... #2/2 Connecticut 77, #1/1 Duke 65
 Jan. 3, 2004..... A..... #4/4 Duke 68, #1/1 Connecticut 67
 Mar. 28, 2006..... N..... #4/4 Duke 63, #8/8 Connecticut 61 (OT)
 Nov. 25, 2007..... N..... #2/2 Connecticut 74, #9/8 Duke 48
 Jan. 18, 2010..... H..... #1/1 Connecticut 81, #7/7 Duke 48
 Jan. 31, 2011..... A..... #2/2 Connecticut 87, #3/3 Duke 51
 Mar. 29, 2011..... N..... #1/1 Connecticut 75, #6/6 Duke 40
 Jan. 30, 2012..... H..... #3/3 Connecticut 61, #5/5 Duke 45
 Jan. 21, 2013..... A..... #3/2 Connecticut 79, #4/4 Duke 49
 Dec. 17, 2013..... H..... #1/1 Connecticut 83, #2/2 Duke 61
 Dec. 29, 2014..... A..... #2/2 Connecticut 83, #10/10 Duke 52
 Mar. 24, 2018..... N..... #1/1 Connecticut 72, #20/18 Duke 59

CSU-BAKERSFIELD.....1-0
 Home 0-0 • Away 0-0 • Neutral 1-0
 Dec. 21, 2012..... N..... #4/4 Duke 97, CSU-Bakersfield 63

DARTMOUTH.....1-0
 Home 0-0 • Away 1-0 • Neutral 0-0
 Dec. 29, 2006..... A..... #3/3 Duke 77, Dartmouth 40

DAYTON.....0-1
 Home 0-0 • Away 0-1 • Neutral 0-0
 Jan. 3, 1981..... A..... Dayton 99, Duke 78

DAVIDSON.....3-1
 Home 3-0 • Away 0-1 • Neutral 0-0
 Feb. 20, 1978..... A..... Davidson 62, Duke 61
 Feb. 12, 1979..... H..... Duke 78, Davidson 25
 Nov. 24, 2001..... H..... #9/7 Duke 107, Davidson 58
 Nov. 12, 2004..... H..... #6/6 Duke 89, Davidson 69

DELAWARE.....1-0
 Home 1-0 • Away 0-0 • Neutral 0-0
 Dec. 2, 1995..... H..... #19/20 Duke 95, Delaware 50

DENVER.....1-0
 Home 0-0 • Away 1-0 • Neutral 0-0
 Nov. 11, 2007..... A..... #10/9 Duke 57, Denver 37

DEPAUL.....2-2
 Home 0-1 • Away 0-1 • Neutral 2-0
 Nov. 29, 1986..... A..... DePaul 78, #--/22 Duke 72
 Mar. 14, 1997..... N..... Duke 70, DePaul 56
 Mar. 27, 2011..... N..... #6/6 Duke 70, #10/12 DePaul 63

Mar. 23, 2014..... L..... #23/21 DePaul 74, #7/8 Duke 65

DETROIT.....2-0
 Home 0-0 • Away 0-0 • Neutral 2-0
 Dec. 20, 1993..... N..... Duke 94, Detroit 82
 Dec. 27, 2002..... N..... Duke 92, Detroit 52

DETROIT MERCY.....2-0
 Home 1-0 • Away 0-0 • Neutral 1-0
 Nov. 28, 1997..... N..... #1/1 Duke 87, Detroit 65
 Dec. 27, 2002..... H..... #1/1 Duke 92, Detroit 52

DRAKE.....1-0
 Home 0-0 • Away 0-0 • Neutral 1-0
 Dec. 27, 1992..... N..... Duke 71, Drake 58

DUQUESNE.....1-0
 Home 1-0 • Away 0-0 • Neutral 0-0
 Nov. 25, 2000..... H..... #3/3 Duke 97, Duquesne 66

EAST CAROLINA.....7-9
 Home 5-3 • Away 2-3 • Neutral 0-3
 Jan. 20, 1976..... H..... East Carolina 72, Duke 31
 Dec. 3, 1977..... A..... East Carolina 80, Duke 55
 Feb. 6, 1978..... H..... East Carolina 70, Duke 66
 Mar. 2, 1978..... N..... East Carolina 87, Duke 47
 Dec. 2, 1978..... A..... East Carolina 81, Duke 66
 Feb. 22, 1979..... N..... East Carolina 69, Duke 46
 Dec. 1, 1979..... H..... Duke 76, East Carolina 75
 Feb. 23, 1980..... N..... East Carolina 99, Duke 65
 Jan. 19, 1981..... A..... East Carolina 79, Duke 69
 Feb. 16, 1982..... H..... East Carolina 79, Duke 57
 Jan. 2, 1987..... H..... Duke 84, East Carolina 70
 Dec. 12, 1987..... A..... #14/13 Duke 68, East Carolina 49
 Nov. 30, 1988..... H..... Duke 93, East Carolina 60
 Jan. 5, 1994..... A..... Duke 110, East Carolina 69
 Nov. 22, 2002..... H..... #1/1 Duke 108, East Carolina 46
 Dec. 28, 2018..... H..... Duke 83, East Carolina 66

EAST TENNESSEE STATE.....5-0
 Home 3-0 • Away 0-1 • Neutral 1-0
 Mar. 12, 1982..... A..... Duke 74, East Tennessee St. 73 (OT)
 Dec. 10, 1987..... H..... #14/13 Duke 86, East Tennessee State 48
 Nov. 29, 1990..... H..... Duke 85, East Tennessee State 55
 Nov. 23, 1991..... A..... Duke 104, East Tennessee State 71
 Dec. 8, 1992..... H..... Duke 114, East Tennessee State 74

EASTERN KENTUCKY.....1-1
 Home 1-0 • Away 0-1 • Neutral 0-0
 Nov. 26, 1982..... H..... Duke 74, Eastern Kentucky 57
 Dec. 3, 1983..... A..... Eastern Kentucky 46, Duke 44

EASTERN WASHINGTON.....1-0
 Home 0-0 • Away 0-0 • Neutral 1-0
 Nov. 25, 1988..... N..... Duke 79, Eastern Washington 57

ELON.....5-4
 Home 5-2 • Away 0-2 • Neutral 0-0
 Feb. 7, 1976..... A..... Elon College 82, Duke 43
 Feb. 14, 1976..... H..... Elon College 50, Duke 47
 Jan. 21, 1977..... H..... Elon College 48, Duke 47
 Feb. 21, 1977..... A..... Elon College 74, Duke 38
 Dec. 2, 1999..... H..... #22/19 Duke 101, Elon College 44
 Nov. 16, 2001..... H..... #9/7 Duke 102, Elon College 52
 Nov. 21, 2003..... H..... #4/4 Duke 108, Elon College 26
 Dec. 8, 2016..... H..... #21/21 Duke 68, Elon College 61

Nov. 18, 2018.....H.....Duke 81, Elon College 64

FAIRFIELD.....2-0
Home 1-0 • Away 0-0 • Neutral 1-0
 Nov. 30, 1991.....N.....Duke 75, Fairfield 68
 Nov. 22, 2005.....H.....#1/2 Duke 110, Fairfield 44

FGCU.....1-0
Home 1-0 • Away 0-0 • Neutral 0-0
 Dec. 30, 2018.....H.....Duke 57, FGCU 41

FLORIDA.....2-1
Home 0-0 • Away 0-1 • Neutral 2-0
 Nov. 28, 1986.....N.....#-/22 Duke 76, Florida 74
 Dec. 29, 1997.....A.....#12/15 Florida 70, Duke 63
 Mar. 21, 1998.....N.....#8/9 Duke 71, #13/12 Florida 58

FLORIDA A&M.....1-0
Home 1-0 • Away 0-0 • Neutral 0-0
 Nov. 27, 1999.....H.....#-/25 Duke 93, Florida A&M 38

FLORIDA INTERNATIONAL.....1-1
Home 1-0 • Away 0-0 • Neutral 0-1
 Jan. 1, 1984.....N.....Florida International 83, Duke 56
 Dec. 18, 2002.....H.....#1/1 Duke 106, Florida International 58

FLORIDA STATE.....37-13
Home 16-4 • Away 14-8 • Neutral 7-1
 Jan. 21, 1992.....A.....Florida State 67, Duke 55
 Feb. 8, 1992.....H.....Florida State 61, Duke 53
 Jan. 3, 1993.....H.....Florida State 84, Duke 72
 Feb. 28, 1993.....A.....Florida State 74, Duke 67
 Jan. 16, 1994.....H.....Duke 66, Florida State 60
 Feb. 25, 1994.....A.....Florida State 78, Duke 73
 Dec. 7, 1994.....H.....Duke 84, Florida State 68
 Jan. 28, 1995.....A.....#21/- Duke 75, Florida State 71
 Dec. 6, 1995.....H.....#17/17 Duke 92, Florida State 30
 Jan. 27, 1996.....A.....#12/17 Duke 61, Florida State 47
 Jan. 3, 1997.....A.....#16/17 Duke 87, Florida State 46
 Feb. 2, 1997.....A.....#22/21 Duke 77, Florida State 70
 Jan. 16, 1998.....H.....#25/20 Duke 96, Florida State 76
 Feb. 15, 1998.....A.....#13/14 Duke 79, Florida State 67
 Dec. 2, 1998.....H.....#16/16 Duke 91, Florida State 72
 Jan. 25, 1999.....A.....#9/13 Duke 92, Florida State 75
 Feb. 26, 1999.....N.....#8/9 Duke 90, Florida State 57
 Jan. 24, 2000.....A.....#9/8 Duke 59, Florida State 54
 Feb. 24, 2000.....H.....#9/9 Duke 87, Florida State 52
 Mar. 4, 2000.....N.....#12/10 Duke 92, Florida State 65
 Jan. 8, 2001.....A.....#5/5 Duke 73, Florida State 60
 Feb. 8, 2001.....H.....Florida State 71, #4/4 Duke 69
 Mar. 4, 2001.....N.....#4/4 Duke 72, Florida State 56
 Jan. 27, 2002.....A.....#5/6 Duke 102, Florida State 80
 Feb. 21, 2002.....H.....#5/5 Duke 88, Florida State 55
 Mar. 1, 2002.....N.....#3/3 Duke 82, Florida State 66
 Jan. 26, 2003.....H.....#1/1 Duke 81, Florida State 63
 Feb. 27, 2003.....A.....#2/2 Duke 70, Florida State 49
 Jan. 5, 2004.....H.....#1/4 Duke 79, Florida State 66
 Feb. 4, 2004.....A.....Florida State 80, #2/2 Duke 74
 Feb. 6, 2005.....H.....#3/4 Duke 75, #24/24 Florida State 64
 Jan. 5, 2006.....H.....#2/2 Duke 87, Florida State 68
 Jan. 25, 2007.....A.....#1/1 Duke 73, Florida State 60
 Jan. 11, 2008.....H.....#12/13 Duke 70, Florida State 38
 Mar. 7, 2008.....N.....#12/11 Duke 81, Florida State 67
 Jan. 29, 2009.....A.....#18/20 Florida State 82, #3/6 Duke 75 (OT)
 Mar. 7, 2009.....N.....#8/10 Duke 75, #12/13 Florida State 57
 Jan. 29, 2010.....H.....#7/7 Duke 73, #13/14 Florida State 43

Jan. 14, 2011.....A.....#3/3 Duke 87, #21/15 Florida State 70
 Jan. 13, 2012.....H.....#7/6 Duke 73, Florida State 66
 Feb. 12, 2012.....A.....#5/5 Duke 67, Florida State 57
 Feb. 22, 2013.....H.....#5/4 Duke 61, #19/20 Florida State 50
 Mar. 9, 2013.....N.....#6/6 Duke 72, #23/23 Florida State 66
 Jan. 23, 2014.....A.....#3/3 Duke 85, #24/25 Florida State 77 (OT)
 Jan. 11, 2015.....A.....#-/22 Florida State 74, #13/12 Duke 58
 Feb. 11, 2016.....H.....#10/9 Florida State 69, Duke 53
 Jan. 8, 2017.....A.....#6/8 Florida State 69, Duke 45
 Feb. 19, 2018.....H.....#20/16 Duke 79, #9/12 Florida State 66
 Jan. 20, 2019.....A.....#-/21 Florida State 66, Duke 62
 Mar. 7, 2019.....N.....#22/21 Florida State 51, Duke 41

FURMAN.....4-0
Home 1-0 • Away 1-0 • Neutral 2-0
 Dec. 3, 1979.....A.....Duke 90, Furman 56
 Feb. 7, 1981.....H.....Duke 89, Furman 48
 Dec. 10, 1982.....N.....Duke 88, Furman 51
 Nov. 23, 1984.....N.....Duke 103, Furman 66

GARDNER-WEBB.....1-0
Home 0-0 • Away 0-0 • Neutral 1-0
 Nov. 25, 2011.....N.....#7/6 Duke 97, George Mason 31

GEORGE MASON.....4-0
Home 2-0 • Away 2-0 • Neutral 0-0
 Nov. 29, 1980.....A.....Duke 86, George Mason 50
 Dec. 30, 1985.....N.....Duke 85, George Mason 66
 Feb. 28, 1999.....H.....#17/15 Duke 95, George Mason 56
 Dec. 3, 2000.....A.....#3/3 Duke 88, George Mason 69

GEORGE WASHINGTON.....1-1
Home 1-0 • Away 0-0 • Neutral 0-1
 Nov. 20, 1981.....H.....Duke 82, George Washington 45
 Dec. 29, 1996.....N.....George Washington 54, #13/13 Duke 48

GEORGETOWN.....4-0
Home 1-0 • Away 1-0 • Neutral 2-0
 Dec. 20, 1984.....N.....Duke 84, Georgetown 49
 Nov. 25, 1990.....N.....Duke 80, Georgetown 68
 Dec. 30, 1999.....H.....#15/11 Duke 68, Georgetown 53
 Dec. 8, 2001.....A.....#11/9 Duke 89, Georgetown 54

GEORGIA.....3-0
Home 0-0 • Away 0-0 • Neutral 4-0
 Mar. 26, 1999.....N.....#10/11 Duke 81, #12/12 Georgia 69
 Mar. 29, 2003.....N.....#2/1 Duke 66, #19/20 Georgia 63
 Mar. 26, 2005.....N.....#7/8 Duke 63, #20/20 Georgia 57
 Mar. 19, 2018.....N.....#20/18 Duke 66, #18/17 Georgia 40

GEORGIA SOUTHERN.....2-1
Home 1-0 • Away 0-0 • Neutral 1-1
 Jan. 9, 1982.....N.....Georgia Southern 64, Duke 58
 Dec. 21, 1984.....N.....Duke 71, Georgia Southern 65
 Nov. 19, 2009.....H.....#11/5 Duke 69, Georgia Southern 42

GEORGIA STATE.....1-1
Home 0-0 • Away 0-0 • Neutral 1-1
 Jan. 12, 1980.....N.....Georgia State 68, Duke 57
 Mar. 23, 2003.....N.....#2/1 Duke 66, Georgia State 48

GEORGIA TECH.....61-10
Home 29-3 • Away 26-7 • Neutral 6-0
 Jan. 13, 1979.....H.....Duke 70, Georgia Tech 55
 Jan. 21, 1980.....A.....Duke 72, Georgia Tech 71
 Feb. 6, 1981.....H.....Duke 74, Georgia Tech 51

Nov. 27, 1981.....H.....Duke 62, Georgia Tech 50
 Feb. 6, 1982.....A.....Georgia Tech 64, Duke 61
 Jan. 3, 1983.....A.....Duke 55, Georgia Tech 43
 Jan. 31, 1983.....H.....Duke 80, Georgia Tech 40
 Jan. 7, 1984.....A.....Duke 74, Georgia Tech 72
 Feb. 11, 1984.....H.....Duke 69, Georgia Tech 61
 Jan. 12, 1985.....A.....Duke 65, Georgia Tech 58
 Jan. 25, 1985.....H.....Duke 75, Georgia Tech 67
 Jan. 11, 1986.....A.....Duke 78, Georgia Tech 69
 Jan. 25, 1986.....H.....#18/- Duke 77, Georgia Tech 61
 Jan. 26, 1987.....H.....Duke 85, Georgia Tech 66
 Feb. 7, 1987.....A.....Duke 86, Georgia Tech 72
 Jan. 15, 1988.....H.....#11/11 Duke 77, Georgia Tech 71 (OT)
 Jan. 30, 1988.....A.....#17/17 Duke 80, Georgia Tech 71
 Jan. 28, 1989.....H.....Georgia Tech 97, Duke 94 (OT)
 Feb. 25, 1989.....A.....Duke 78, Georgia Tech 71
 Jan. 13, 1990.....H.....Duke 72, Georgia Tech 68
 Jan. 27, 1990.....A.....Georgia Tech 78, Duke 74
 Jan. 26, 1991.....A.....Duke 93, Georgia Tech 79
 Feb. 24, 1991.....H.....Duke 89, Georgia Tech 76
 Jan. 3, 1992.....H.....Duke 80, Georgia Tech 76
 Mar. 2, 1992.....A.....Georgia Tech 75, Duke 53
 Jan. 29, 1993.....H.....Georgia Tech 86, Duke 80 (OT)
 Feb. 26, 1993.....A.....Georgia Tech 72, Duke 67
 Jan. 14, 1994.....H.....Duke 77, Georgia Tech 59
 Feb. 27, 1994.....A.....Georgia Tech 61, Duke 56
 Jan. 18, 1995.....A.....#25/- Duke 80, Georgia Tech 71
 Feb. 18, 1995.....H.....#22/25 Duke 77, Georgia Tech 68
 Jan. 17, 1996.....H.....#13/16 Duke 78, Georgia Tech 66
 Feb. 17, 1996.....A.....#14/13 Duke 70, Georgia Tech 55
 Dec. 12, 1996.....H.....#17/16 Duke 74, Georgia Tech 65
 Jan. 27, 1997.....A.....#22/21 Duke 83, Georgia Tech 58
 Jan. 4, 1998.....H.....#23/22 Duke 87, Georgia Tech 56
 Feb. 5, 1998.....A.....#14/16 Duke 58, Georgia Tech 55
 Feb. 27, 1998.....N.....#8/10 Duke 100, Georgia Tech 56
 Jan. 7, 1999.....H.....#13/17 Duke 113, Georgia Tech 46
 Feb. 7, 1999.....A.....#9/11 Duke 74, Georgia Tech 73
 Jan. 9, 2000.....A.....#14/10 Duke 64, Georgia Tech 45
 Feb. 11, 2000.....H.....#14/12 Duke 83, Georgia Tech 51
 Mar. 5, 2000.....N.....#12/10 Duke 77, Georgia Tech 56
 Jan. 11, 2001.....H.....#5/5 Duke 86, Georgia Tech 83
 Feb. 12, 2001.....A.....#4/4 Duke 74, Georgia Tech 54
 Dec. 30, 2001.....A.....#9/9 Duke 76, Georgia Tech 60
 Jan. 31, 2002.....H.....#5/5 Duke 86, Georgia Tech 50
 Jan. 13, 2003.....A.....#1/1 Duke 79, Georgia Tech 59
 Feb. 13, 2003.....H.....#2/2 Duke 82, Georgia Tech 43
 Mar. 9, 2003.....N.....#2/2 Duke 76, Georgia Tech 52
 Jan. 8, 2004.....A.....#1/2 Duke 77, Georgia Tech 45
 Feb. 7, 2004.....H.....#2/2 Duke 81, Georgia Tech 41
 Jan. 17, 2005.....H.....#1/1 Duke 82, Georgia Tech 59
 Feb. 20, 2005.....A.....#3/4 Duke 73, Georgia Tech 55
 Jan. 11, 2006.....A.....#2/2 Duke 67, Georgia Tech 59
 Jan. 10, 2007.....H.....#3/3 Duke 83, Georgia Tech 51
 Jan. 24, 2008.....A.....#10/10 Duke 73, #23/23 Georgia Tech 47
 Jan. 25, 2009.....H.....#4/8 Duke 60, Georgia Tech 34
 Feb. 19, 2010.....A.....#8/7 Duke 64, #19/- Georgia Tech 50
 Mar. 6, 2010.....N.....#9/8 Duke 67, Georgia Tech 55
 Jan. 21, 2011.....H.....#3/3 Duke 69, Georgia Tech 32
 Mar. 5, 2011.....N.....#8/7 Duke 74, Georgia Tech 66
 Jan. 18, 2012.....A.....#5/5 Duke 79, Georgia Tech 62
 Dec. 6, 2012.....H.....#434 Duke 85, Georgia Tech 52
 Jan. 5, 2014.....A.....#3/3 Duke 64, Georgia Tech 47
 Mar. 7, 2014.....N.....#7/8 Duke 82, Georgia Tech 52
 Feb. 26, 2015.....A.....Georgia Tech 71, Duke 62
 Feb. 21, 2016.....H.....Georgia Tech 64, Duke 59
 Jan. 5, 2017.....A.....Duke 75, Georgia Tech 68

Feb. 1, 2018..... H..... #19/19 Duke 77, Georgia Tech 59
 Jan. 10, 2019..... A..... Georgia Tech 70, Duke 64

GUILFORD 2-0
Home 1-0 • Away 1-0 • Neutral 0-0
 Dec. 4, 1978..... H..... Duke 82, Guilford 48
 Feb. 19, 1980..... A..... Duke 82, Guilford 69

GRAND CANYON 2-0
Home 1-0 • Away 1-0 • Neutral 0-0
 Nov. 17, 2016..... H..... Duke 90, Grand Canyon 47
 Nov. 12, 2017..... A..... Duke 74, Grand Canyon 61

HAMPTON 6-0
Home 3-0 • Away 0-0 • Neutral 3-0
 Dec. 8, 1998..... N..... #16/15 Duke 83, Hampton 47
 Nov. 28, 2002..... N..... #1/1 Duke 71, Hampton 34
 Dec. 28, 2003..... N..... #4/4 Duke 90, Hampton 59
 Mar. 20, 2010..... H..... #6/6 Duke 72, Hampton 37
 Mar. 24, 2013..... H..... #5/5 Duke 67, Hampton 51
 Mar. 18, 2017..... H..... #9/9 Duke 94, Hampton 31

HARTFORD 0-1
Home 0-0 • Away 0-0 • Neutral 0-1
 Nov. 21, 2008..... N..... Hartford 53, #6/5 Duke 51

HARVARD 3-0
Home 2-0 • Away 1-0 • Neutral 0-0
 Dec. 21, 1987..... H..... #10/13 Duke 86, Harvard 61
 Dec. 1, 1990..... H..... Duke 90, Harvard 76
 Dec. 1, 1991..... A..... Duke 86, Harvard 63

HIGH POINT 1-0
Home 1-0 • Away 0-0 • Neutral 0-0
 Nov. 16, 2017..... H..... Duke 77, High Point 30

HOFSTRA 2-0
Home 0-0 • Away 1-0 • Neutral 1-0
 Dec. 27, 1986..... A..... Duke 82, Hofstra 69
 Dec. 28, 1989..... N..... Duke 86, Hofstra 48

HOLY CROSS 4-0
Home 2-0 • Away 1-0 • Neutral 1-0
 Mar. 13, 1999..... H..... #10/11 Duke 79, Holy Cross 51
 Jan. 4, 2005..... H..... #2/2 Duke 101, Holy Cross 42
 Jan. 16, 2006..... A..... #2/2 Duke 84, Holy Cross 36
 Mar. 18, 2007..... N..... #1/1 Duke 81, Holy Cross 44

HOUSTON 2-0
Home 1-0 • Away 1-0 • Neutral 0-0
 Nov. 19, 2006..... H..... #6/5 Duke 81, Houston 35
 Dec. 28, 2007..... A..... #13/14 Duke 84, Houston 68

HOUSTON BAPTIST 1-0
Home 0-0 • Away 1-0 • Neutral 0-0
 Nov. 13, 2009..... A..... #6/6 Duke 104, Houston Baptist 35

HOWARD 2-0
Home 2-0 • Away 0-0 • Neutral 0-0
 Nov. 30, 1987..... A..... #18/18 Duke 83, Howard 71
 Dec. 6, 2002..... A..... #1/1 Duke 128, Howard 53

IDAHO 1-0
Home 0-0 • Away 0-0 • Neutral 1-0
 Nov. 26, 2015..... N..... #15/12 Duke 74, Idaho 68

ILLINOIS 0-3
Home 0-0 • Away 0-1 • Neutral 0-2
 Nov. 25, 1989..... N..... Illinois 68, Duke 63
 Mar. 16, 1997..... A..... #16/19 Illinois 85, Duke 67
 Nov. 30, 1997..... N..... #8/8 Illinois 77, Duke 65

ILLINOIS STATE 1-0
Home 1-0 • Away 0-0 • Neutral 0-0
 Nov. 30, 1996..... H..... #16/17 Duke 85, Illinois State 58

IONA 1-0
Home 1-0 • Away 0-0 • Neutral 0-0
 Nov. 18, 2012..... H..... #3/3 Duke 100, Iona 31

IOWA 1-0
Home 1-0 • Away 0-0 • Neutral 0-0
 Dec. 4, 2008..... H..... #12/14 Duke 71, Iowa 47

IOWA STATE 3-0
Home 1-0 • Away 0-0 • Neutral 2-0
 Dec. 30, 2000..... H..... #6/5 Duke 81, #5/6 Iowa State 63
 Dec. 29, 2002..... N..... #1/1 Duke 88, Iowa State 59
 Nov. 27, 2015..... N..... #15/12 Duke 86, Iowa State 48

INDIANA STATE 2-0
Home 2-0 • Away 0-0 • Neutral 0-0
 Dec. 30, 1985..... H..... Duke 94, Indiana State 40
 Dec. 4, 1994..... H..... Duke 100, Indiana State 66

JACKSONVILLE STATE 1-0
Home 1-0 • Away 0-0 • Neutral 0-0
 Dec. 15, 2004..... H..... #3/4 Duke 99, Jacksonville State 36

JAMES MADISON 6-1
Home 4-0 • Away 1-0 • Neutral 1-1
 Jan. 15 1982..... N..... James Madison 76, Duke 75
 Mar. 9, 1982..... H..... Duke 63, James Madison 60
 Dec. 3, 1988..... H..... Duke 80, James Madison 79
 Dec. 28, 1994..... N..... Duke 75, James Madison 63
 Mar. 16, 1996..... H..... #13/13 Duke 85, James Madison 53
 Dec. 18, 2009..... H..... #7/8 Duke 79, #24/25 James Madison 65
 Nov. 30, 2010..... A..... #5/5 Duke 75, James Madison 58

KANSAS 1-0
Home 0-0 • Away 0-0 • Neutral 1-0
 Nov. 30, 2013..... N..... #2/2 Duke 73, Kansas 40

KANSAS STATE 1-0
Home 0-0 • Away 0-0 • Neutral 1-0
 Nov. 27, 2004..... N..... #3/3 Duke 63, #16/16 Kansas State 51

KENT STATE 2-0
Home 0-0 • Away 0-0 • Neutral 2-0
 Dec. 29, 1991..... N..... Duke 84, Kent State 79
 Dec. 28, 1997..... N..... #23/22 Duke 69, Kent State 57

KENTUCKY 6-2
Home 3-0 • Away 1-2 • Neutral 2-0
 Dec. 30, 1986..... N..... Duke 68, Kentucky 63
 Dec. 29, 1995..... N..... #16/16 Duke 73, Kentucky 54
 Jan. 4, 2011..... H..... #3/3 Duke 54, #10/10 Kentucky 48
 Dec. 8, 2012..... A..... #10/10 Kentucky 72, #6/5 Duke 65
 Dec. 22, 2013..... A..... #3/3 Duke 69, #5/6 Kentucky 61
 Dec. 21, 2014..... H..... #13/13 Duke 89, #8/8 Kentucky 68
 Dec. 20, 2015..... A..... #8/8 Kentucky 71, #13/11 Duke 61
 Dec. 29, 2016..... H..... #15/17 Duke 69, #17/23 Kentucky 54

LASALLE 0-1
Home 0-0 • Away 0-1 • Neutral 0-0
 Nov. 22, 1980..... A..... LaSalle 91, Duke 74

LIBERTY 6-0
Home 4-0 • Away 1-0 • Neutral 1-0
 Dec. 21, 1999..... N..... #18/15 Duke 66, Liberty 45
 Dec. 20, 2001..... H..... #9/9 Duke 95, Liberty 53
 Dec. 12, 2004..... H..... #3/4 Duke 83, Liberty 48
 Dec. 17, 2015..... H..... #13/11 Duke 79, Liberty 41
 Nov. 11, 2016..... A..... Duke 98, Liberty 38
 Dec. 29, 2017..... H..... #14/15 Duke 68, Liberty 51

LONG BEACH STATE 1-0
Home 0-0 • Away 1-0 • Neutral 0-0
 Nov. 25, 2016..... A..... Duke 83, Long Beach State 46

LONGWOOD 1-0
Home 1-0 • Away 0-0 • Neutral 0-0
 Nov. 15, 2016..... H..... Duke 105, Longwood 48

LOUISIANA STATE 3-2
Home 1-0 • Away 0-0 • Neutral 2-2
 Mar. 25, 2000..... N..... #15/12 Louisiana State 79, #7/10 Duke 66
 Nov. 11, 2000..... N..... #5/5 Duke 56, #7/8 Louisiana State 45
 Mar. 28, 2005..... N..... #2/4 Louisiana State 59, #7/8 Duke 49
 Apr. 2, 2006..... N..... #4/4 Duke 84, #5/5 Louisiana State 45
 Mar. 22, 2010..... H..... #6/6 Duke 60, #21/-- Louisiana State 52

LOUISIANA TECH 2-0
Home 0-0 • Away 0-0 • Neutral 2-0
 Dec. 2, 2001..... N..... #14/12 Duke 76, #6/5 Louisiana Tech 64
 Mar. 28, 2004..... N..... #1/1 Duke 63, #7/5 Louisiana Tech 49

LOUISVILLE 3-4
Home 3-1 • Away 0-2 • Neutral 0-1
 Nov. 24, 1990..... N..... Louisville 73, Duke 66
 Mar. 16, 1998..... H..... #8/9 Duke 69, Louisville 53
 Feb. 2, 2015..... H..... #15/15 Duke 66, #8/8 Louisville 58
 Jan. 10, 2016..... A..... Louisville 65, #18/16 Duke 48
 Jan. 2, 2017..... H..... #13/17 Duke 58, #8/8 Louisville 55
 Jan. 4, 2018..... A..... #3/4 Louisville 66, #17/18 Duke 60
 Jan. 6, 2019..... H..... #3/3 Louisville 73, Duke 51

LOYOLA (MARYLAND) 3-0
Home 2-0 • Away 1-0 • Neutral 0-0
 Feb. 5, 1992..... H..... Duke 109, Loyola 59
 Jan. 6, 1993..... H..... Duke 61, Loyola 52
 Nov. 29, 1993..... A..... Duke 76, Loyola 67

LOYOLA MARYMOUNT 1-0
Home 0-0 • Away 1-0 • Neutral 0-0
 Dec. 29, 2003..... A..... #4/4 Duke 81, Loyola Marymount 53

MAINE 4-0
Home 2-0 • Away 2-0 • Neutral 0-0
 Nov. 16, 2008..... H..... #8/8 Duke 98, Maine 31
 Dec. 21, 2009..... A..... #8/8 Duke 75, Maine 34
 Dec. 19, 2017..... H..... #14/15 Duke 69, Maine 39
 Nov. 15, 2018..... A..... Duke 66, Maine 63

MANHATTAN 5-1
Home 4-0 • Away 1-1 • Neutral 0-0
 Jan. 8, 1981..... H..... Duke 74, Manhattan 54
 Jan. 6, 1983..... A..... Manhattan 69, Duke 64
 Mar. 11, 1987..... H..... Duke 70, Manhattan 55

Jan. 1, 1995..... H..... Duke 101, Manhattan 71
 Dec. 20, 1995..... A..... #16/18 Duke 73, Manhattan 61
 Dec. 21, 1996..... H..... #15/14 Duke 85, Manhattan 36

MARIST 3-0

Home 3-0 • Away 0-0 • Neutral 0-0

Nov. 17, 2006..... H..... #6/5 Duke 71, Marist 50
 Mar. 21, 2011..... H..... #6/6 Duke 71, #19/17 Marist 66
 Dec. 2, 2018..... H..... Duke 64, Marist 56

MARQUETTE 5-0

Home 3-0 • Away 1-0 • Neutral 1-0

Nov. 29, 1998..... H..... #20/15 Duke 91, Marquette 60
 Mar. 23, 2004..... H..... #1/1 Duke 76, Marquette 67
 Nov. 27, 2009..... N..... #10/12 Duke 74, Marquette 43
 Nov. 24, 2013..... A..... #2/2 Duke 78, Marquette 61
 Nov. 23, 2015..... H..... #7/7 Duke 83, Marquette 51

MARSHALL 0-1

Home 0-1 • Away 0-0 • Neutral 0-0

Nov. 21, 1981..... H..... Marshall 58, Duke 57

MARS HILL 2-0

Home 2-0 • Away 0-0 • Neutral 0-0

Nov. 27, 1983..... H..... Duke 90, Mars Hill 47
 Nov. 28, 1984..... H..... Duke 93, Mars Hill 60

MARYLAND 41-40

Home 23-13 • Away 14-19 • Neutral 4-8

Jan. 14, 1978..... H..... #7 Maryland 117, Duke 47
 Feb. 9, 1978..... N..... #7 Maryland 103, Duke 39
 Jan. 18, 1979..... H..... #3 Maryland 82, Duke 55
 Jan. 18, 1980..... H..... #15 Maryland 82, Duke 63
 Jan. 10, 1981..... A..... #17 Maryland 85, Duke 68
 Feb. 12, 1981..... N..... #12 Maryland 72, Duke 49
 Jan. 3, 1982..... H..... #12 Maryland 65, Duke 52
 Jan. 18, 1983..... H..... #3 Maryland 72, Duke 49
 Feb. 13, 1983..... A..... #8 Maryland 69, Duke 68
 Dec. 10, 1983..... A..... #8 Maryland 81, Duke 54
 Feb. 8, 1984..... H..... #17 Maryland 64, Duke 63
 Dec. 8, 1984..... H..... Duke 68, Maryland 58
 Feb. 6, 1985..... A..... Duke 63, Maryland 60
 Dec. 7, 1985..... A..... Maryland 74, Duke 60
 Feb. 22, 1986..... H..... Maryland 72, #18/21 Duke 67
 Dec. 12, 1986..... A..... #16/17 Maryland 65, Duke 64
 Jan. 17, 1987..... H..... #11/11 Duke 70, #-/22 Maryland 63
 Feb. 28, 1987..... N..... Maryland 64, Duke 62
 Jan. 9, 1988..... A..... #15/14 Maryland 83, #9/8 Duke 73
 Feb. 13, 1988..... H..... Duke 81, #11/12 Maryland 73
 Jan. 14, 1989..... H..... #8/8 Maryland 87, #-/23 Duke 86
 Feb. 4, 1989..... A..... #6/4 Maryland 100, Duke 64
 Jan. 5, 1990..... A..... Maryland 68, Duke 60
 Feb. 18, 1990..... H..... Maryland 62, Duke 58
 Jan. 21, 1991..... H..... Maryland 74, Duke 63
 Feb. 1, 1991..... A..... Duke 45, Maryland 44
 Jan. 24, 1992..... H..... #1/1 Maryland 80, Duke 54
 Feb. 22, 1992..... A..... #4/5 Maryland 74, Duke 69
 Jan. 16, 1993..... H..... #3/9 Maryland 82, Duke 51
 Feb. 5, 1993..... A..... #7/9 Maryland 71, Duke 90
 Feb. 5, 1994..... A..... Maryland 67, Duke 50
 Feb. 18, 1994..... H..... Duke 62, Maryland 60
 Mar. 5, 1994..... N..... Maryland 60, Duke 45
 Jan. 8, 1995..... A..... Duke 80, Maryland 62
 Feb. 7, 1995..... H..... #21/ 25 Duke 67, Maryland 53
 Jan. 11, 1996..... H..... #16/16 Duke 57, Maryland 53
 Feb. 5, 1996..... A..... Maryland 63, #14/11 Duke 52

Jan. 12, 1997..... A..... Maryland 68, #14/14 Duke 64
 Feb. 9, 1997..... H..... #20/20 Duke 66, Maryland 57
 Feb. 28, 1997..... N..... #25/22 Duke 60, Maryland 52 (OT)
 Dec. 22, 1997..... H..... #23/18 Duke 65, Maryland 48
 Jan. 30, 1998..... A..... Maryland 54, #13/15 Duke 53
 Jan. 2, 1999..... A..... #17/19 Duke 90, Maryland 61
 Feb. 1, 1999..... H..... #9/11 Duke 72, Maryland 54
 Jan. 3, 2000..... A..... #15/11 Duke 79, Maryland 61
 Feb. 3, 2000..... H..... Maryland 63, #12/10 Duke 62
 Jan. 14, 2001..... A..... #5/5 Duke 75, Maryland 64
 Feb. 15, 2001..... H..... #4/4 Duke 75, Maryland 54
 Jan. 2, 2002..... H..... #11/10 Duke 90, Maryland 74
 Feb. 2, 2002..... A..... #5/5 Duke 66, Maryland 55
 Jan. 23, 2003..... H..... #1/1 Duke 101, Maryland 52
 Feb. 24, 2003..... A..... #2/2 Duke 97, Maryland 55
 Jan. 22, 2004..... H..... #1/1 Duke 78, Maryland 48
 Feb. 22, 2004..... A..... #4/4 Duke 72, Maryland 59
 Mar. 7, 2004..... N..... #1/1 Duke 70, Maryland 63
 Jan. 27, 2005..... H..... #3/4 Duke 60, #20/22 Maryland 57
 Feb. 13, 2005..... A..... #3/4 Duke 60, #19/21 Maryland 49
 Mar. 6, 2005..... N..... #6/6 Duke 74, #25/- Maryland 44
 Jan. 8, 2006..... A..... #2/2 Duke 86, #6/6 Maryland 68
 Feb. 13, 2006..... H..... #1/2 Duke 90, #4/6 Maryland 80
 Mar. 4, 2006..... N..... #4/4 Maryland 78, #2/2 Duke 70
 Apr. 4, 2006..... N..... #3/3 Maryland 78 (OT), #4/4 Duke 75
 Jan. 12, 2007..... H..... #3/3 Duke 81, #1/1 Maryland 62
 Feb. 18, 2007..... A..... #1/1 Duke 69, #6/6 Maryland 57
 Jan. 14, 2008..... A..... #4/4 Maryland 85, #10/13 Duke 70
 Feb. 17, 2008..... H..... #4/5 Maryland 76, #12/12 Duke 69
 Mar. 8, 2008..... N..... #12/11 Duke 74, # 5/4 Maryland 63
 Jan. 12, 2009..... H..... #5/10 Duke 68, #14/15 Maryland 65
 Feb. 22, 2009..... A..... #9/7 Maryland 77, #7 Duke 59
 Mar. 8, 2009..... N..... #4/4 Maryland 92, Duke 89 (OT)
 Jan. 24, 2010..... A..... #6/7 Duke 58, Maryland 57
 Feb. 21, 2010..... H..... #8/7 Duke 71, Maryland 59
 Mar. 5, 2010..... N..... #9/8 Duke 66, Maryland 64
 Jan. 6, 2011..... H..... #3/3 Duke 71, #14/15 Maryland 64
 Feb. 17, 2011..... A..... #16/17 Maryland 69, #7/7 Duke 47
 Jan. 22, 2012..... H..... #5/5 Duke 80, #8/7 Maryland 72
 Feb. 19, 2012..... A..... #8/7 Maryland 63, #5/5 Duke 61
 Feb. 11, 2013..... H..... #5/4 Duke 71, #7/7 Maryland 56
 Feb. 24, 2013..... A..... #5/4 Duke 75, #8/8 Maryland 59
 Feb. 17, 2014..... H..... #7/7 Duke 84, #8/9 Maryland 63
 Mar. 28, 2015..... N..... #4/3 Maryland 65, #16/16 Duke 55

MDNEESE STATE 1-0

Home 1-0 • Away 0-0 • Neutral 0-0

Dec. 11, 1993..... H..... Duke 103, McNeese State 50

MARYLAND-EASTERN SHORE 1-0

Home 1-0 • Away 0-0 • Neutral 0-0

Nov. 23, 1985..... H..... Duke 85, Md-Eastern Shore 58

UMASS 1-0

Home 1-0 • Away 0-0 • Neutral 0-0

Dec. 14, 2015..... H..... #13/11 Duke 70, UMass 46

UMASS- LOWELL 1-0

Home 1-0 • Away 0-0 • Neutral 0-0

Dec. 19, 2014..... H..... #13/13 Duke 95, UMass Lowell 48

MIAMI (Fla.) 14-4

Home 8-1 • Away 5-3 • Neutral 1-0

Feb. 3, 2005..... A..... #3/4 Duke 72, Miami 63
 Feb. 24, 2005..... H..... #2/3 Duke 94, Miami 61
 Feb. 19, 2006..... A..... #1/1 Duke 99, Miami 93 (2OT)

Jan. 3, 2007..... H..... #3/3 Duke 72, Miami 42
 Jan. 5, 2008..... A..... #5/11 Duke 84, Miami 72
 Jan. 9, 2009..... H..... Duke 73, Miami 58
 Jan. 14, 2010..... A..... #7/7 Duke 81, #25/-Miami 48
 Feb. 3, 2011..... H..... #3/5 Duke 82, #18/21 Miami 58
 Feb. 24, 2012..... H..... #7/7 Duke 74, #5/5 Miami 64
 Jan. 31, 2013..... H..... #5/4 Duke 82, Miami 43
 Feb. 28, 2013..... A..... Miami 69, #5/4 Duke 65
 Jan. 20, 2014..... A..... #3/3 Duke 76, Miami 75
 Jan. 18, 2015..... H..... #14/14 Duke 68, Miami 53
 Feb. 7, 2016..... A..... #16/20 Miami 61, Duke 53
 Feb. 19, 2017..... H..... #13/14 Duke 83, #16/17 Miami 70
 March 4, 2017..... N..... Duke 57, #16/16 Miami 52
 Dec. 31, 2017..... A..... Miami 51, #14/15 Duke 48
 Jan. 17, 2019..... H..... Miami 58, Duke 50

MIAMI (OHIO) 1-0

Home 1-0 • Away 0-0 • Neutral 0-0

Dec. 5, 1993..... H..... Duke 98, Miami (Ohio) 54

MICHIGAN 4-0

Home 2-0 • Away 2-0 • Neutral 0-0

Dec. 7, 1997..... H..... #15/17 Duke 64, Michigan 63
 Nov. 25, 2006..... A..... #5/5 Duke 92, Michigan 47
 Dec. 7, 2008..... H..... #12/14 Duke 60, Michigan 45
 Nov. 28, 2012..... A..... #4/4 Duke 71, Michigan 54

MICHIGAN STATE 2-1

Home 1-0 • Away 0-1 • Neutral 1-0

Dec. 4, 1995..... H..... Duke 67, Michigan State 52
 Mar. 26, 2006..... N..... #4/4 Duke 86, #16/17 Michigan State 61
 Mar. 24, 2009..... A..... Michigan State 63, #6/14 Duke 49

MIDDLE TENNESSEE ST. 1-0

Home 1-0 • Away 0-0 • Neutral 0-0

Mar. 14, 1998..... H..... #8/9 Duke 92, Mid Tennessee State 67

MINNESOTA 1-1

Home 1-0 • Away 0-0 • Neutral 0-1

Mar. 30, 2004..... N..... #24/20 Minnesota 82, #1/1 Duke 75
 Dec. 03, 2015..... H..... #14/13 Duke 84, Minnesota, 64

MISSISSIPPI STATE 2-0

Home 1-0 • Away 0-0 • Neutral 1-0

Nov. 25, 1995..... N..... #22/19 Duke 72, Mississippi State 67
 Mar. 22, 2015..... H..... #16/16 Duke 64, #12/14 Mississippi State 56

MISSOURI 0-1

Home 0-0 • Away 0-0 • Neutral 0-1

Nov. 25, 2018..... N..... #21/18 Missouri 62, Duke 54

MONMOUTH 1-0

Home 1-0 • Away 0-0 • Neutral 0-0

Dec. 30, 2012..... H..... #4/4 Duke 72, Monmouth 32

MONTANA 1-0

Home 0-0 • Away 0-0 • Neutral 1-0

Nov. 26, 1994..... N..... Duke 89, Montana 49

MORGAN STATE 1-0

Home 1-0 • Away 0-0 • Neutral 0-0

Nov. 26, 1993..... H..... Duke 116, Morgan State 63

MURRAY STATE 1-0

Home 0-0 • Away 0-0 • Neutral 1-0

Mar. 23, 2008..... N..... #9/10 Duke 78, Murray State 57

NEBRASKA..... 1-1

Home 0-0 • Away 0-1 • Neutral 1-0
 Mar. 31, 2013..... N..... #5/5 Duke 53, #24/25 Nebraska 45
 Dec. 3, 2014..... A..... #12/15 Nebraska 60, #9/8 Duke 54

NEW HAMPSHIRE..... 1-0

Home 1-0 • Away 0-0 • Neutral 0-0
 Dec. 1, 1989..... H..... Duke 82, New Hampshire 47

NORFOLK STATE..... 1-0

Home 0-0 • Away 0-0 • Neutral 1-0
 Mar. 15, 2002..... N..... #3/3 Duke 95, Norfolk State 48

NORTHEASTERN..... 2-0

Home 2-0 • Away 0-0 • Neutral 0-0
 Dec. 4, 1992..... H..... Duke 64, Northeastern 53
 Nov. 11, 2006..... H..... #6/6 Duke 102, Northeastern 49

NORTHWESTERN..... 0-1

Home 0-0 • Away 0-1 • Neutral 0-0
 Nov. 11, 2018..... A..... Northwestern 84, #21/20 Duke 58

NORTHWESTERN STATE..... 2-1

Home 1-0 • Away 1-0 • Neutral 0-1
 Mar. 21, 1986..... N..... Northwestern State 89, Duke 88
 Dec. 20, 2003..... A..... #3/4 Duke 105, Northwestern State 53
 Mar. 21, 2004..... H..... #1/1 Duke 103, Northwestern State 51

NORTH CAROLINA..... 49-50

Home 27-15 • Away 15-28 • Neutral 7-7
 Jan. 13, 1976..... A..... North Carolina 85, Duke 53
 Jan. 24, 1978..... A..... North Carolina 87, Duke 68
 Feb. 24, 1978..... H..... North Carolina 80, Duke 72
 Dec. 7, 1978..... H..... North Carolina 82, Duke 65
 Feb. 20, 1979..... A..... North Carolina 69, Duke 54
 Dec. 6, 1979..... A..... North Carolina 91, Duke 58
 Feb. 8, 1980..... N..... North Carolina 85, Duke 63
 Feb. 14, 1980..... H..... Duke 66, North Carolina 61
 Feb. 22, 1980..... N..... North Carolina 83, Duke 59
 Jan. 29, 1981..... H..... North Carolina 77, Duke 65
 Feb. 18, 1981..... A..... North Carolina 77, Duke 47
 Dec. 3, 1981..... H..... North Carolina 73, Duke 47
 Jan. 19, 1982..... A..... North Carolina 93, Duke 59
 Jan. 11, 1983..... H..... #20 North Carolina 84, Duke 68
 Feb. 17, 1983..... A..... #20 North Carolina 82, Duke 65
 Jan. 11, 1984..... A..... North Carolina 72, Duke 63
 Feb. 16, 1984..... H..... Duke 80, #16 North Carolina 67
 Jan. 8, 1985..... H..... Duke 63, #19/18 North Carolina 62
 Feb. 12, 1985..... A..... #13/13 North Carolina 88, Duke 68
 Jan. 7, 1986..... H..... Duke 79, #19/18 North Carolina 78
 Feb. 12, 1986..... A..... #18/ - Duke 86, #13/13 North Carolina 79
 Jan. 7, 1987..... A..... North Carolina 76, #-/25 Duke 68
 Feb. 23, 1987..... H..... North Carolina 83, Duke 67
 Jan. 27, 1988..... H..... North Carolina 66, #17/17 Duke 55
 Feb. 20, 1988..... A..... North Carolina 68, Duke 64
 Jan. 10, 1989..... A..... #-/23 North Carolina 93, Duke 92 (OT)
 Feb. 15, 1989..... H..... Duke 74, North Carolina 72
 Jan. 20, 1990..... H..... Duke 90, North Carolina 88
 Feb. 21, 1990..... A..... North Carolina 58, Duke 56
 Jan. 15, 1991..... H..... Duke 78, North Carolina 72
 Feb. 19, 1991..... A..... Duke 59, North Carolina 54
 Jan. 15, 1992..... A..... North Carolina 58, Duke 54
 Feb. 12, 1992..... H..... #24/24 North Carolina 69, Duke 64
 Jan. 19, 1993..... A..... #20/20 North Carolina 66, Duke 54
 Feb. 23, 1993..... H..... #18/18 North Carolina 84, Duke 63
 Jan. 19, 1994..... H..... #7/7 North Carolina 79, Duke 68

Feb. 22, 1994..... A..... #5/5 North Carolina 70, Duke 58
 Jan. 25, 1995..... H..... #21/- Duke 74, #3/3 North Carolina 72
 Feb. 25, 1995..... A..... #12/12 North Carolina 82, #19/22 Duke 57
 Mar. 5, 1995..... N..... #12/12 North Carolina 95, #22/25 Duke 70
 Jan. 24, 1996..... A..... #12/13 Duke 86, North Carolina 85
 Feb. 23, 1996..... H..... #12/12 Duke 61, North Carolina 58
 Jan. 18, 1997..... H..... #10/10 North Carolina 87, #19/18 Duke 73
 Feb. 21, 1997..... A..... #4/5 North Carolina 81, #22/19 Duke 61
 Mar. 1, 1997..... N..... #5/6 North Carolina 66, #25/22 Duke 55
 Jan. 12, 1998..... A..... #8/7 North Carolina 83, #25/23 Duke 74
 Feb. 12, 1998..... H..... #13/14 Duke 83, #5/5 North Carolina 70
 Feb. 28, 1998..... N..... #9/10 North Carolina 56, #8/10 Duke 52
 Jan. 22, 1999..... A..... #11/15 Duke 93, #7/6 North Carolina 71
 Feb. 21, 1999..... H..... #8/9 Duke 88, #13/12 North Carolina 78
 Jan. 27, 2000..... H..... #9/8 Duke 101, North Carolina 58
 Feb. 27, 2000..... A..... North Carolina 73, #9/9 Duke 64
 Mar. 6, 2000..... N..... #11/9 Duke 79, North Carolina 76
 Jan. 25, 2001..... A..... #4/4 Duke 92, North Carolina 85 (OT)
 Feb. 26, 2001..... H..... #4/4 Duke 72, North Carolina 67
 Jan. 24, 2002..... H..... #5/6 Duke 102, #21/20 North Carolina 82
 Feb. 24, 2002..... A..... #4/4 Duke 90, #19/20 North Carolina 75
 Mar. 4, 2002..... N..... #3/3 Duke 87, #16/19 North Carolina 80
 Jan. 20, 2003..... A..... #1/1 Duke 78, #8/10 North Carolina 67 (OT)
 Feb. 20, 2003..... H..... #2/2 Duke 97, #6/6 North Carolina 63
 Mar. 10, 2003..... N..... #2/2 Duke 77, #11/9 North Carolina 59
 Jan. 11, 2004..... H..... #1/2 Duke 79, #13/13 North Carolina 57
 Feb. 14, 2004..... A..... #4/4 Duke 89, #15/14 North Carolina 79
 Mar. 8, 2004..... N..... #1/2 Duke 63, #9/10 North Carolina 47
 Jan. 24, 2005..... A..... #12/16 North Carolina 56, #1/4 Duke 51
 Feb. 27, 2005..... H..... #8/4 North Carolina 77, #2/3 Duke 68
 Mar. 7, 2005..... N..... #4/3 North Carolina 88, #6/6 Duke 67
 Jan. 29, 2006..... H..... #3/2 North Carolina 74, #2/1 Duke 70
 Feb. 25, 2006..... A..... #2/2 North Carolina 77, #1/1 Duke 65
 Feb. 8, 2007..... A..... #1/1 Duke 64, #2/2 North Carolina 53
 Feb. 25, 2007..... H..... #1/1 Duke 67, #4/4 North Carolina 62
 Feb. 4, 2008..... H..... #3/3 North Carolina 93, #11/11 Duke 76
 Mar. 2, 2008..... A..... #2/2 North Carolina 82, #12/11 Duke 51
 Mar. 9, 2008..... N..... #2/2 North Carolina 86, #12/11 Duke 73
 Feb. 9, 2009..... A..... #8/9 North Carolina 75, #4/7 Duke 60
 Mar. 1, 2009..... H..... #10/11 Duke 81, #9/10 N. Carolina 79 (OT)
 Feb. 8, 2010..... H..... #8/6 Duke 79, #18/15 North Carolina 51
 Feb. 28, 2010..... A..... #6/6 North Carolina 64, Duke 54
 Feb. 7, 2011..... A..... #13/12 North Carolina 62, #5/5 Duke 60
 Feb. 27, 2011..... H..... #9/9 Duke 66, #13/16 North Carolina 58
 Mar. 6, 2011..... N..... #8/7 Duke 81, #19/19 North Carolina 66
 Feb. 6, 2012..... H..... #5/6 Duke 96, #22/24 North Carolina 56
 Feb. 26, 2012..... A..... #7/7 Duke 69, North Carolina 63
 Feb. 3, 2013..... A..... #5/4 Duke 84, #11/18 North Carolina 63
 Mar. 3, 2013..... H..... #5/4 Duke 65, #15/17 North Carolina 58
 Mar. 10, 2013..... N..... #6/6 Duke 92, #15/17 North Carolina 73
 Feb. 10, 2014..... H..... #17/11 North Carolina 89, #3/5 Duke 78
 Mar. 2, 2014..... A..... #14/11 North Carolina 64, #7/8 Duke 60
 Mar. 8, 2014..... N..... #7/8 Duke 66, #13/12 North Carolina 61
 Jan. 25, 2015..... A..... #15/13 Duke 74, #12/11 North Carolina 67(OT)
 Mar. 1, 2015..... H..... #16/17 Duke 81, #15/11 UNC 80
 Jan. 24, 2016..... H..... Duke 71, UNC 55
 Feb. 28, 2016..... A..... Duke 93, UNC 57
 Jan. 12, 2017..... H..... #12/15 Duke 70, UNC 58
 Feb. 26, 2017..... A..... Duke 95, UNC 71
 Jan. 21, 2018..... A..... UNC 92, #15/15 Duke 86
 Feb. 25, 2018..... H..... #20/16 Duke 70, UNC 54
 Feb. 7, 2019..... A..... #15/13 N.C. State 86, #19/18 Duke 73
 Mar. 3, 2019..... H..... Duke 62, UNC 44

N.C. A&T..... 2-0

Home 2-0 • Away 0-0 • Neutral 0-0
 Feb. 27, 1984..... H..... Duke 78, N.C. A&T 39
 Jan. 2, 2015..... H..... #10/12 Duke 87, N.C. A&T 36

N.C. CENTRAL..... 5-3

Home 5-2 • Away 0-1 • Neutral 0-0
 Jan. 15, 1976..... H..... N.C. Central 64, Duke 36
 Jan. 26, 1976..... H..... N.C. Central 44, Duke 43
 Feb. 12, 1977..... A..... N.C. Central 52, Duke 47
 Feb. 16, 1977..... H..... Duke 58, N.C. Central 53
 Nov. 26, 1983..... H..... Duke 103, N.C. Central 60
 Nov. 20, 1984..... H..... Duke 109, N.C. Central 53
 Jan. 3, 2008..... H..... #12/13 Duke 82, N.C. Central 29
 Dec. 28, 2009..... H..... #8/11 Duke 117, N.C. Central 28

N.C. STATE..... 37-43

Home 19-16 • Away 13-22 • Neutral 4-6
 Jan. 29, 1976..... H..... #14 N.C. State 67, Duke 37
 Feb. 19, 1976..... A..... #9 N.C. State 78, Duke 35
 Feb. 1, 1977..... H..... #14 N.C. State 87, Duke 35
 Jan. 19, 1978..... A..... #2 N.C. State 125, Duke 43
 Feb. 2, 1978..... H..... #2 N.C. State 86, Duke 36
 Jan. 20, 1979..... H..... #7 N.C. State 99, Duke 44
 Nov. 29, 1979..... A..... #5 N.C. State 86, Duke 55
 Dec. 4, 1980..... H..... #10 N.C. State 96, Duke 78
 Dec. 8, 1981..... H..... #9 N.C. State 70, Duke 53
 Feb. 10, 1982..... A..... #8 N.C. State 81, Duke 61
 Feb. 26, 1982..... A..... #9 N.C. State 69, Duke 55
 Jan. 26, 1983..... A..... #20 N.C. State 71, Duke 55
 Feb. 22, 1983..... H..... #16 N.C. State 102, Duke 81
 Jan. 24, 1984..... H..... #20 N.C. State 86, Duke 62
 Feb. 21, 1984..... A..... Duke 74, #15 N.C. State 73 (OT)
 Mar. 2, 1984..... N..... #16 N.C. State 81, Duke 68
 Jan. 22, 1985..... A..... N.C. State 68, Duke 62
 Feb. 19, 1985..... H..... #15/15 N.C. State 73, Duke 72
 Mar. 2, 1985..... N..... #14/14 N.C. State 89, Duke 57
 Jan. 21, 1986..... H..... #20/- Duke 70, #19/19 N.C. State 66
 Feb. 5, 1986..... A..... N.C. State 102, #17/25 Duke 86
 Jan. 21, 1987..... H..... #14/14 N.C. State 86, Duke 79
 Feb. 3, 1987..... A..... Duke 76, #13/15 N.C. State 69
 Jan. 19, 1988..... A..... N.C. State 97, #13/9 Duke 85
 Feb. 24, 1988..... H..... Duke 68, N.C. State 66
 Jan. 17, 1989..... H..... #16/14 N.C. State 75, #-/23 Duke 68
 Feb. 21, 1989..... A..... #15/14 N.C. State 92, Duke 78
 Mar. 4, 1989..... N..... #14/14 N.C. State 89, Duke 50
 Jan. 10, 1990..... H..... #8/11 N.C. State 103, Duke 87
 Feb. 7, 1990..... A..... #11/11 N.C. State 80, Duke 61
 Jan. 9, 1991..... A..... #3/4 N.C. State 96, Duke 84
 Feb. 6, 1991..... H..... #3/4 N.C. State 98, Duke 63
 Jan. 7, 1992..... A..... Duke 73, #12/11 N.C. State 69
 Feb. 18, 1992..... H..... N.C. State 87, Duke 67
 Jan. 13, 1993..... A..... N.C. State 77, Duke 60
 Feb. 9, 1993..... H..... Duke 82 N.C. State 65
 Dec. 31, 1993..... H..... Duke 69, N.C. State 66
 Jan. 12, 1994..... A..... N.C. State 71, Duke 70
 Jan. 4, 1995..... H..... Duke 91, N.C. State 70
 Feb. 5, 1995..... A..... N.C. State 71, #14/21 Duke 55
 Jan. 4, 1996..... A..... #13/15 N.C. State 75, #15/14 Duke 73
 Feb. 2, 1996..... H..... #14/17 N.C. State 80, #12/11 Duke 74
 Mar. 2, 1996..... N..... #12/12 Duke 79, #19/23 N.C. State 62
 Jan. 15, 1997..... A..... #15/13 N.C. State 86, #19/18 Duke 73
 Feb. 12, 1997..... H..... #18/17 Duke 96, N.C. State 95 (OT)
 Jan. 19, 1998..... A..... #24/23 Duke 75, #8/7 N.C. State 61
 Feb. 19, 1998..... H..... #11/13 Duke 65, #10/8 N.C. State 62
 Jan. 17, 1999..... A..... #12/16 Duke 67, N.C. State 62

Feb. 18, 1999.....H.....#8/9 Duke 75, N.C. State 67
 Jan. 20, 2000.....A.....#6/5 N.C. State 80, #9/8 Duke 75 (OT)
 Feb. 17, 2000.....H.....#14/12 Duke 70, #7/7 N.C. State 64
 Jan. 18, 2001.....H.....#5/5 Duke 62, #22/19 N.C. State 59
 Feb. 18, 2001.....A.....#24/21 N.C. State 69, #4/4 Duke 55
 Mar. 5, 2001.....N.....#5/5 Duke 57, #21/20 N.C. State 45
 Jan. 13, 2002.....A.....#7/7 Duke 73, N.C. State 68
 Feb. 18, 2002.....H.....#5/5 Duke 81, N.C. State 54
 Jan. 29, 2003.....A.....Duke 54, N.C. State 44
 Mar. 2, 2003.....H.....#2/2 Duke 86, N.C. State 60
 Jan. 30, 2004.....H.....#2/2 Duke 75, N.C. State 56
 Mar. 1, 2004.....A.....#2/3 Duke 90, N.C. State 57
 Jan. 30, 2005.....A.....#1/4 Duke 52, #25/- N.C. State 49
 Jan. 19, 2006.....H.....#2/2 Duke 77, N.C. State 57
 Jan. 18, 2007.....A.....#1/1 Duke 65, N.C. State 51
 Mar. 3, 2007.....N.....#24/25 N.C. State 70, #1/1 Duke 65
 Jan. 20, 2008.....H.....#10/12 Duke 71, N.C. State 57
 Jan. 19, 2009.....A.....#4/10 Duke 61, N.C. State 58 (OT)
 Feb. 11, 2010.....H.....#8/7 Duke 70, N.C. State 39
 Mar. 7, 2010.....N.....#9/8 Duke 70, N.C. State 60
 Jan. 23, 2011.....A.....#3/3 Duke 65, N.C. State 64
 Jan. 8, 2012.....H.....#7/6 Duke 83, N.C. State 59
 Mar. 2, 2012.....N.....N.C. State 75, #5/5 Duke 73
 Jan. 3, 2013.....A.....#3/4 Duke 67, N.C. State 57
 Mar. 8, 2013.....N.....#6/6 Duke 70, N.C. State 58
 Feb. 20, 2014.....H.....#7/7 Duke 83, #14/16 N.C. State 70
 Feb. 22, 2015.....A.....NC State 72, #10/12 Duke 59
 Jan. 14, 2016.....H.....NC State 65, #22/19 Duke 62
 Jan. 15, 2017.....A.....#23/22 NC State 55, #12/15 Duke 52
 Jan. 7, 2018.....H.....#17/18 Duke 69, NC State 56
 Mar. 2, 2018.....N.....#21/22 NC State 51, #20/18 Duke, 45
 Jan. 3, 2019.....A.....#9/9 NC State 63, Duke 51

UNC ASHEVILLE 9-0

Home 6-0 • Away 3-0 • Neutral 0-0
 Dec. 8, 1979.....H.....Duke 101, UNC Asheville 53
 Jan. 31, 1981.....H.....Duke 85, UNC Asheville 54
 Feb. 13, 1982.....A.....Duke 60, UNC Asheville 45
 Feb. 17, 1986.....H.....#18/- Duke 95, UNC Asheville 41
 Dec. 11, 1991.....H.....Duke 100, UNC Asheville 42
 Nov. 30, 1994.....H.....Duke 114, UNC Asheville 57
 Nov. 29, 1995.....A.....#19/20 Duke 95, UNC Asheville 57
 Nov. 23, 1996.....H.....#17/18 Duke 90, UNC Asheville 52
 Dec. 19, 1998.....H.....#17/19 Duke 94, UNC Asheville 27

UNC GREENSBORO 11-2

Home 7-1 • Away 4-1 • Neutral 0-0
 Dec. 1, 1977.....H.....UNC Greensboro 82, Duke 57
 Jan. 26, 1978.....A.....UNC Greensboro 81, Duke 63
 Jan. 16, 1979.....A.....Duke 65, UNC Greensboro 51
 Jan. 31, 1979.....H.....Duke 64, UNC Greensboro 52
 Feb. 11, 1980.....A.....Duke 82, UNC Greensboro 74
 Dec. 14, 1991.....H.....Duke 87, UNC Greensboro 76
 Dec. 11, 1992.....A.....Duke 80, UNC Greensboro 76
 Nov. 24, 1996.....A.....#17/18 Duke 98, UNC Greensboro 68
 Nov. 19, 1997.....H.....Duke 78, UNC Greensboro 51
 Nov. 15, 1999.....H.....#21/22 Duke 72, UNC Greensboro 47
 Dec. 16, 2001.....H.....#8/8 Duke 90, UNC Greensboro 58
 Nov. 18, 2007.....H.....#10/9 Duke 84, UNC Greensboro 39
 Dec. 7, 2017.....H.....#14/14 Duke 85, UNC Greensboro 54

UNC WILMINGTON 8-2

Home 7-0 • Away 1-2 • Neutral 0-0
 Nov. 28, 1978.....H.....Duke 71, UNC Wilmington 61
 Feb. 5, 1980.....A.....UNC Wilmington 68, Duke 67
 Dec. 2, 1980.....H.....Duke 78, UNC Wilmington 77

Feb. 21, 1982.....A.....UNC Wilmington 59, Duke 57
 Feb. 25, 1984.....H.....Duke 87, UNC Wilmington 69
 Feb. 23, 1985.....A.....Duke 96, UNC Wilmington 86
 Nov. 27, 1991.....H.....Duke 94, UNC Wilmington 37
 Dec. 1, 1992.....H.....Duke 88, UNC Wilmington 52
 Dec. 20, 2011.....H.....#9/9 Duke 107, UNC Wilmington 45
 Dec. 31, 2015.....H.....#12/12 Duke 78, UNC Wilmington 56

NORTH GEORGIA 1-0

Home 0-0 • Away 1-0 • Neutral 0-0
 Feb. 5, 1982.....A.....Duke 74, North Georgia 62

NORTHERN ILLINOIS 1-0

Home 1-0 • Away 0-0 • Neutral 0-0
 Feb. 14, 1987.....H.....Duke 85, Northern Illinois 68

NOTRE DAME 1-17

Home 1-4 • Away 0-6 • Neutral 0-7
 Mar. 22, 1986.....N.....Notre Dame 74, Duke 67
 Feb. 6, 1988.....H.....Notre Dame 78, #17/19 Duke 66
 Nov. 22, 1997.....H.....Duke 80, Notre Dame 62
 Nov. 21, 1998.....A.....#11/19 Notre Dame 84, #6/4 Duke 57
 Nov. 17, 2004.....A.....#11/11 Notre Dame 76, #6/6 Duke 65
 Nov. 25, 2011.....N.....#4/3 Notre Dame 56, #7/6 Duke 54
 Apr. 2, 2013.....N.....#2/2 Notre Dame 87, #5/5 Duke 76
 Feb. 2, 2014.....H.....#2/2 Notre Dame 88, #3/3 Duke 67
 Feb. 23, 2014.....A.....#2/2 Notre Dame 81, #7/8 Duke 70
 Mar. 9, 2014.....N.....#2/2 Notre Dame 69, #7/8 Duke 53
 Feb. 16, 2015.....A.....#4/4 Notre Dame 63, #11/11 Duke 50
 Mar. 7, 2015.....N.....#2/2 Notre Dame 55, #16/16 Duke 49
 Feb. 1, 2016.....H.....#3/3 Notre Dame 68, Duke 61
 Mar. 4, 2016.....N.....#2/3 Notre Dame 83, Duke 54
 Jan. 26, 2017.....A.....#8/9 Notre Dame 62, Duke 58
 March 5, 2017.....N.....#3/3 Notre Dame 84, Duke 61
 Feb. 4, 2018.....H.....#5/5 Notre Dame 72, #19/19 Duke 54
 Feb. 21, 2019.....A.....#5/5 Notre Dame 89, Duke 61

OHIO 1-0

Home 1-0 • Away 0-0 • Neutral 0-0
 Dec. 6, 1997.....H.....#15/17 Duke 99, Ohio 59

OHIO STATE 2-0

Home 2-0 • Away 0-0 • Neutral 0-0
 Dec. 3, 2010.....H.....#11/12 Duke 83, #3/3 Ohio State 67
 Nov. 30, 2017.....H.....#14/16 Duke 69, #8/8 Ohio State 60

OKLAHOMA 2-1

Home 1-1 • Away 1-0 • Neutral 0-0
 Mar. 29, 2002.....H.....#2/2 Oklahoma 86, #3/3 Duke 71
 Dec. 8, 2013.....A.....#2/2 Duke 94, #17/15 Oklahoma 85
 Dec. 17, 2014.....H.....#13/13 Duke 92, Oklahoma 72

OKLAHOMA STATE 4-0

Home 3-0 • Away 1-0 • Neutral 0-0
 Mar. 16, 1995.....N.....#20/22 Duke 76, Oklahoma State 64
 Nov. 14, 2008.....H.....#8/8 Duke 77, #14/15 Oklahoma State 68
 Dec. 12, 2010.....A.....#5/4 Duke 73, Oklahoma State 45
 Mar. 26, 2013.....H.....#5/5 Duke 68, Oklahoma State 59

OLD DOMINION 11-4

Home 6-1 • Away 3-2 • Neutral 2-1
 Jan. 4, 1987.....H.....Duke 63, Old Dominion 56
 Feb. 10, 1988.....H.....Duke 83, Old Dominion 81
 Jan. 21, 1989.....H.....#-/24 Old Dominion 77, Duke 70
 Dec. 18, 1989.....A.....#23/24 Old Dominion 92, Duke 78
 Jan. 12, 1991.....H.....Duke 70, Old Dominion 62

Nov. 27, 1994.....A.....Old Dominion 64, Duke 59
 Dec. 7, 1996.....N.....#6/6 Old Dominion 89, #15/16 Duke 77
 Mar. 20, 1999.....N.....#10/11 Duke 76, #5/5 Old Dominion 63
 Nov. 29, 2002.....N.....#1/1 Duke 65, Old Dominion 52
 Nov. 20, 2005.....A.....#1/2 Duke 93, Old Dominion 56
 Nov. 29, 2006.....H.....#5/5 Duke 89, Old Dominion 40
 Jan. 2, 2014.....H.....#3/3 Duke 87, Old Dominion 63
 Nov. 20, 2014.....A.....#7/7 Duke 82, Old Dominion 66
 Nov. 22, 2016.....H.....Duke 92, Old Dominion 64
 Nov. 22, 2017.....A.....#16/17 Duke 84, Old Dominion 51

ORAL ROBERTS 1-0

Home 0-0 • Away 0-0 • Neutral 1-0
 Dec. 19, 2000.....N.....#7/5 Duke 62, Oral Roberts 51

OREGON 0-1

Home 0-1 • Away 0-0 • Neutral 0-0
 Mar. 20, 2017.....H.....Oregon 74, #9/9 Duke 65

OREGON STATE 1-1

Home 1-0 • Away 0-1 • Neutral 0-0
 Nov. 25, 2017.....H.....#16/17 Duke 72, #18/18 Oregon State 65
 Dec. 20, 2018.....A.....#11/8 Oregon State 71, Duke 57

PACIFIC 1-0

Home 1-0 • Away 0-0 • Neutral 0-0
 Dec. 4, 2004.....H.....#3/3 Duke 86, Pacific 30

PEACE 2-1

Home 2-0 • Away 0-1 • Neutral 0-0
 Dec. 9, 1975.....A.....Peace 81, Duke 48
 Jan. 26, 1979.....H.....Duke 90, Peace 75
 Jan. 28, 1980.....H.....Duke 83, Peace 60

PENN STATE 5-1

Home 3-0 • Away 2-1 • Neutral 0-0
 Nov. 28, 1999.....H.....#-/25 Duke 63, #8/9 Penn State 49
 Nov. 20, 2000.....A.....#3/4 Duke 88, #9/8 Penn State 87
 Nov. 19, 2004.....H.....#6/6 Duke 66, #23/23 Penn State 58
 Nov. 18, 2005.....A.....#1/2 Duke 93, Penn State 67
 Nov. 21, 2006.....H.....#5/5 Duke 70, Penn State 42
 Dec. 2, 2007.....A.....Penn State 86, #11/10 Duke 84

PENNSYLVANIA 3-0

Home 2-0 • Away 1-0 • Neutral 0-0
 Jan. 14, 1984.....H.....Duke 74, Pennsylvania 47
 Nov. 13, 2015.....A.....#14/12 Duke 57, Pennsylvania 50
 Nov. 13, 2016.....H.....Duke 68, Pennsylvania 55

PEPPERDINE 2-0

Home 0-0 • Away 1-0 • Neutral 1-0
 Nov. 24, 1995.....N.....#22/19 Duke 108, Pepperdine 70
 Nov. 27, 2016.....A.....Duke 99, Pepperdine 65

PFEIFFER 1-1

Home 1-1 • Away 0-0 • Neutral 0-0
 Dec. 6, 1975.....H.....Pfeiffer 77, Duke 49
 Nov. 3, 2011.....H.....#8/8 Duke 112, Pfeiffer 27

PITTSBURGH 11-0

Home 5-0 • Away 3-0 • Neutral 3-0
 Dec. 21, 2006.....N.....#4/4 Duke 72, #22/22 Pittsburgh 51
 Dec. 8, 2007.....N.....#17/15 Duke 51, Pittsburgh 49
 Nov. 24, 2010.....A.....#6/6 Duke 93, Pittsburgh 55
 Dec. 4, 2011.....H.....#7/6 Duke 92, Pittsburgh 43
 Jan. 26, 2014.....H.....#3/3 Duke 111, Pittsburgh 67

Jan. 29, 2015 H..... #17/16 Duke 62, Pittsburgh 45
 Jan. 28, 2016 A..... Duke 70, Pittsburgh 48
 Feb. 12, 2017 H..... #14/15 Duke 62, Pittsburgh 48
 Jan. 28, 2018 A..... #18/18 Duke 58, Pittsburgh 46
 Feb. 3, 2019 H..... Duke 74, Pittsburgh 55
 Mar. 6, 2019 N..... Duke 86, Pittsburgh 64

PRESBYTERIAN.....2-0
Home 2-0 • Away 0-0 • Neutral 0-0
 Nov. 17, 2012 H..... #3/3 Duke 84, Presbyterian 45
 Nov. 26, 2017 H..... #16/17 Duke 79, Presbyterian 45

PRINCETON.....3-0
Home 2-0 • Away 1-0 • Neutral 0-0
 Dec. 22, 1979 A..... Duke 66, Princeton 61
 Jan. 27, 1986 H..... #18/- Duke 77, Princeton 35
 Dec. 18, 1994 H..... Duke 67, Princeton 64

PROVIDENCE.....3-1
Home 1-0 • Away 2-0 • Neutral 0-1
 Dec. 29, 1983 N..... Providence 65, Duke 64
 Dec. 6, 1987 A..... #18/16 Duke 87, Providence 75
 Dec. 31, 2008 A..... #6/11 Duke 66, Providence 49
 Jan. 3, 2010 H..... #8/9 Duke 88, Providence 63

PURDUE.....6-3
Home 3-1 • Away 0-1 • Neutral 3-1
 Dec. 30, 1987 N..... #10/9 Duke 76, Purdue 71
 Dec. 2, 1990 H..... #9/9 Purdue 69, Duke 58
 Dec. 28, 1991 A..... #12/11 Purdue 74, Duke 58
 Mar. 28, 1999 N..... #1/1 Purdue 62, #10/11 Duke 45
 Nov. 23, 2003 N..... #4/4 Duke 93, #5/6 Purdue 63
 Dec. 18, 2004 N..... #3/3 Duke 66, #20/18 Purdue 48
 Nov. 22, 2007 N..... # 9/8 Duke 53, #22/20 Purdue 41
 Dec. 1, 2011 H..... #8/8 Duke 64, #13/16 Purdue 53
 Dec. 5, 2013 H..... #2/2 Duke 99, #16/22 Purdue 78

QUINNIPIAC.....1-0
Home 1-0 • Away 0-0 • Neutral 0-0
 Dec. 28, 2008 H..... #6/11 Duke 78, Quinnipiac 50

RADFORD.....4-0
Home 2-0 • Away 2-0 • Neutral 0-0
 Dec. 1, 1984 A..... Duke 83, Radford 64
 Jan. 4, 1986 H..... Duke 86, Radford 72
 Jan. 3, 1990 H..... Duke 62, Radford 58
 Jan. 23, 1993 A..... Duke 59, Radford 58

RHODE ISLAND.....1-0
Home 0-0 • Away 0-0 • Neutral 1-0
 Dec. 29, 2004 N..... #2/2 Duke 89, Rhode Island 63

RICHMOND.....6-1
Home 3-0 • Away 3-1 • Neutral 0-0
 Jan. 22, 1983 H..... Duke 77, Richmond 65
 Jan. 28, 1984 A..... Duke 81, Richmond 71
 Jan. 29, 1985 H..... Duke 73, Richmond 46
 Dec. 1, 1985 A..... Duke 99, Richmond 65
 Feb. 12, 1987 H..... Duke 68, Richmond 52
 Jan. 31, 1989 A..... Richmond 87, Duke 70
 Dec. 8, 1996 A..... #15/16 Duke 89, Richmond 60

RIDER.....1-0
Home 0-0 • Away 1-0 • Neutral 0-0
 Dec. 18, 1985 A..... Duke 79, Rider 36

RUTGERS.....4-2
Home 1-0 • Away 2-1 • Neutral 1-1
 Mar. 14, 1987 A..... #5/6 Rutgers 78, Duke 64
 Dec. 28, 1996 N..... #13/13 Duke 74, Rutgers 36
 Dec. 4, 2006 A..... #4/4 Duke 85, #19/17 Rutgers 45
 Mar. 24, 2007 N..... #15/18 Rutgers 53, #1/1 Duke 52
 Dec. 6, 2007 H..... #17/15 Duke 49, #4/3 Rutgers 44
 Dec. 1, 2016 A..... Duke 68, Rutgers 32

SACRAMENTO STATE.....1-0
Home 0-0 • Away 0-0 • Neutral 1-0
 Dec. 20, 1999 N..... #18/15 Duke 81, Sacramento State 45

SAINT AUGUSTINE.....0-1
Home 0-1 • Away 0-0 • Neutral 0-0
 Dec. 3, 1975 H..... Saint Augustine 65, Duke 45

SAINT JOHN'S.....5-1
Home 0-0 • Away 2-0 • Neutral 3-1
 Dec. 21, 1979 N..... St. John's 79, Duke 55
 Dec. 29, 1986 A..... Duke 80, St. John's 63
 Nov. 26, 1989 N..... Duke 95, St. John's 63
 Dec. 28, 2005 N..... #2/2 Duke 105, St. John's 57
 Mar. 24, 2012 N..... #5/5 Duke 74, #14/14 St. John's 47
 Dec. 9, 2012 A..... 4/4 Duke 60, #-/25 St. John's 42

SAINT JOSEPH'S.....4-1
Home 3-0 • Away 1-1 • Neutral 0-0
 Nov. 21, 1980 A..... Saint Joseph's 84, Duke 57
 Dec. 29, 1994 A..... Duke 67, Saint Joseph's 64
 Dec. 1, 1996 H..... #16/17 Duke 63, Saint Joseph's 46
 Mar. 15, 1999 H..... #10/11 Duke 66, Saint Joseph's 60
 Dec. 8, 2002 H..... #1/1 Duke 82, Saint Joseph's 48

SAMFORD.....1-0
Home 0-0 • Away 0-0 • Neutral 1-0
 Mar. 18, 2012 N..... #5/5 Duke 82, Samford 47

SAN DIEGO.....2-0
Home 0-0 • Away 1-0 • Neutral 1-0
 Nov. 26, 1988 N..... Duke 64, San Diego 56
 Dec. 30, 2005 A..... #2/2 Duke 119, San Diego 52

SAN DIEGO STATE.....2-0
Home 1-0 • Away 0-0 • Neutral 1-0
 Jan. 14, 1983 H..... Duke 82, San Diego State 68
 Mar. 27, 2010 N..... #6/6 Duke 66, San Diego State 58

SAN FRANCISCO.....0-1
Home 1-0 • Away 0-0 • Neutral 0-0
 Mar. 18, 1996 H..... #13/13 San Francisco 64, Duke 60

SAN JOSE STATE.....1-0
Home 0-0 • Away 1-0 • Neutral 0-0
 Dec. 29, 1987 A..... #10/9 Duke 86, San Jose State 47

SETON HALL.....4-2
Home 1-1 • Away 3-0 • Neutral 0-1
 Dec. 30, 1983 N..... Seton Hall 74, Duke 67
 Dec. 19, 1985 A..... Duke 88, Seton Hall 66
 Dec. 31, 1989 A..... Duke 72, Seton Hall 65
 Dec. 7, 1991 H..... Seton Hall 67, Duke 60
 Dec. 10, 1995 H..... #17/17 Duke 76, Seton Hall 66
 Dec. 11, 1999 A..... #20/18 Duke 66, Seton Hall 52

SHAW.....0-2
Home 0-1 • Away 0-1 • Neutral 0-0
 Feb. 5, 1977 H..... Shaw 76, Duke 59
 Feb. 8, 1977 A..... Shaw 89, Duke 51

SIENA.....1-0
Home 0-0 • Away 0-0 • Neutral 1-0
 Dec. 20, 2008 N..... #8/12 Duke 86, Siena 41

SMU.....1-0
Home 0-0 • Away 0-0 • Neutral 1-0
 Dec. 20, 2006 N..... #4/4 Duke 75, SMU 45

SOUTH ALABAMA.....1-0
Home 0-0 • Away 0-0 • Neutral 1-0
 Dec. 21, 1990 N..... Duke 76, South Alabama 70

SOUTH CAROLINA.....2-4
Home 1-2 • Away 0-2 • Neutral 1-0
 Nov. 25, 2001 H..... South Carolina 87, #9/7 Duke 81 (OT)
 Mar. 25, 2002 N..... #3/3 Duke 77, #13/13 South Carolina 68
 Dec. 7, 2014 H..... #1/2 South Carolina 51, #8/7 Duke 50
 Dec. 6, 2015 A..... #2/2 South Carolina 66, #14/13 Duke 55
 Dec. 4, 2016 H..... Duke 74, #3/3 South Carolina 63
 Dec. 3, 2017 A..... #5/6 South Carolina 72, #14/16 Duke 52

SOUTH FLORIDA.....3-0
Home 1-0 • Away 1-0 • Neutral 1-0
 Dec. 22, 1990 A..... Duke 78, South Florida 62
 Nov. 14, 2004 H..... #6/6 Duke 82, South Florida 50
 Nov. 15, 2007 N..... #10/9 Duke 89, South Florida 52

SOUTHERN.....2-0
Home 0-0 • Away 0-0 • Neutral 2-0
 Mar. 19, 2006 N..... #4/4 Duke 96, Southern 27
 Nov. 22, 2008 N..... #6/5 Duke 93, Southern 52

SOUTHERN CALIFORNIA.....6-0
Home 2-0 • Away 2-0 • Neutral 2-0
 Dec. 5, 1987 N..... #18/16 Duke 78, Southern California 75
 Mar. 21, 2006 N..... #4/4 Duke 85, Southern California 51
 Dec. 19, 2008 A..... #8/12 Duke 97, Southern California 89 (OT)
 Dec. 6, 2009 H..... #11/12 Duke 78, Southern California 72
 Nov. 15, 2010 H..... #6/6 Duke 75, Southern California 50
 Dec. 22, 2012 A..... #4/4 Duke 75, Southern California 60

SOUTHERN ILLINOIS.....1-0
Home 0-0 • Away 0-0 • Neutral 1-0
 Nov. 29, 1997 N..... Duke 76, Southern Illinois 54

SE LOUISIANA.....1-0
Home 0-0 • Away 1-0 • Neutral 0-0
 Dec. 30, 1988 A..... #-/23 Duke 82, Southeastern Louisiana 71

SOUTHWEST TEXAS STATE.....1-0
Home 0-0 • Away 1-0 • Neutral 0-0
 Dec. 8, 1990 A..... Duke 68, Southwest Texas State 57

SW MISSOURI STATE.....0-1
Home 0-0 • Away 0-0 • Neutral 0-1
 Mar. 24, 2001 N..... #15/15 SW Missouri State 81, #5/5 Duke 71

STANFORD.....2-3
Home 1-1 • Away 0-1 • Neutral 1-1
 Dec. 20, 1988 H..... #6/7 Stanford 91, #19/20 Duke 76
 Nov. 14, 1998 N..... #4/4 Duke 77, #19/17 Stanford 57

Dec. 16, 2008 H..... #8/12 Duke 56, #3/4 Stanford 52
 Dec. 15, 2009 A..... #2/2 Stanford 71, #7/8 Duke 55
 Mar. 26, 2012..... N..... #2/2 Stanford 81, #5/5 Duke 69

STEPHEN F. AUSTIN 2-0
Home 1-0 • Away 0-0 • Neutral 1-0

Nov. 29, 2003..... H..... #4/4 Duke 119, Stephen F. Austin 53
 Nov. 26, 2004..... N..... #3/3 Duke 84, Stephen F. Austin 29

STETSON 3-0
Home 1-0 • Away 2-0 • Neutral 0-0

Jan. 8, 1982 A..... Duke 79, Stetson 59
 Jan. 25, 1982..... H..... Duke 70, Stetson 44
 Dec. 20, 1984 A..... Duke 67, Stetson 56

STONY BROOK 1-0
Home 1-0 • Away 0-0 • Neutral 0-0

Nov. 28, 2014..... H..... #8/7 Duke 72, Stony Brook 42

SYRACUSE 5-3
Home 2-1 • Away 1-2 • Neutral 2-0

Dec. 30, 1995 N..... #16/16 Duke 84, Syracuse 40
 Jan. 9, 2014 A..... #3/3 Duke 86, Syracuse 53
 Jan. 8, 2015 H..... #13/12 Duke 74, #21/21 Syracuse 72
 Jan. 3, 2016 A..... Syracuse 86, #12/12 Duke 50
 Feb. 10, 2017..... H..... #14/15 Duke 72, #20/19 Syracuse 55
 Mar. 3, 2017 N..... Duke 68, #21/20 Syracuse 46
 Feb. 15, 2018..... A..... Syracuse 68, #17/16 Duke 65
 Jan. 27, 2019..... H..... #13/14 Syracuse 64, Duke 55

TCU 2-0
Home 0-0 • Away 1-0 • Neutral 1-0

Mar. 17, 2002..... N..... #3/3 Duke 76, #-/25 TCU 66
 Dec. 6, 2005 A..... #2/2 Duke 92, TCU 52

TEMPLE 7-0
Home 3-0 • Away 1-1 • Neutral 2-0

Dec. 12, 1998 H..... #16/15 Duke 112, Temple 34
 Mar. 20, 2007..... N..... #1/1 Duke 62, Temple 52
 Nov. 23, 2007..... N..... #9/8 Duke 64, Temple 53
 Jan. 5, 2009 H..... #5/11 Duke 87, Temple 52
 Dec. 31, 2009 A..... #8/9 Duke 70, Temple 62
 Dec. 30, 2010 H..... #3/3 Duke 71, Temple 64
 Dec. 30, 2011..... A..... #8/7 Duke 65, Temple 54

TENNESSEE 6-5
Home 1-2 • Away 3-0 • Neutral 2-3

Dec. 6, 1998 N..... #3/3 Tennessee 74, #16/16 Duke 60
 Mar. 22, 1999..... N..... #10/11 Duke 69, #2/2 Tennessee 63
 Dec. 27, 2001..... N..... #2/2 Tennessee 89, #9/9 Duke 68
 Nov. 24, 2002..... N..... #1/1 Duke 76, #2/2 Tennessee 55
 Apr. 6, 2003 N..... #4/4 Tennessee 66, #2/1 Duke 56
 Jan. 24, 2004..... H..... #2/2 Tennessee 72, #1/1 Duke 69
 Dec. 2, 2004 A..... #10/9 Duke 59, #4/5 Tennessee 57
 Jan. 23, 2006..... H..... #2/2 Duke 75, #1/1 Tennessee 53
 Jan. 22, 2007..... A..... #1/1 Duke 74, #4/4 Tennessee 70
 Jan. 28, 2008..... H..... #2/2 Tennessee 67, #9/10 Duke 64
 Feb. 16, 2009..... A..... #7/10 Duke 62, #13/18 Tennessee 54

USC UPSTATE 2-0
Home 2-0 • Away 0-0 • Neutral 0-0

Dec. 11, 2011..... H..... #6/5 Duke 93, USC Upstate 35
 Nov. 14, 2013..... H..... #2/2 Duke 123, USC Upstate 40

UT MARTIN 1-0
Home 0-0 • Away 0-0 • Neutral 1-0

Mar. 19, 2011 N..... #6/6 Duke 90, UT Martin 45

TEXAS 3-1
Home 1-0 • Away 1-0 • Neutral 1-1

Mar. 23, 2002..... N..... #3/3 Duke 62, #14/14 Texas 46
 Nov. 16, 2003..... N..... #3/3 Texas 85, #4/4 Duke 77
 Dec. 4, 2005 A..... #1/2 Duke 84, #18/16 Texas 70
 Dec. 10, 2006 H..... #4/4 Duke 80, #22/22 Texas 52

TEXAS A&M 1-5
Home 1-1 • Away 0-3 • Neutral 0-1

Nov. 17, 1995..... A..... Texas A&M 83, #17/16 Duke 73
 Mar. 30, 2008..... N..... #8/9 Texas A&M 77, #9/10 Duke 63
 Nov. 15, 2009..... A..... #-/16 Texas A&M 95, #6/6 Duke 77
 Dec. 6, 2010 H..... #5/5 Duke 61, #7/7 Texas A&M 58
 Nov. 30, 2014..... A..... #7/6 Texas A&M 63, #8/7 Duke 59
 Nov. 18, 2015..... H..... #12/12 Texas A&M 72, #14/9 Duke 66

TEXAS-SAN ANTONIO 1-0
Home 0-0 • Away 0-0 • Neutral 1-0

Dec. 7, 1990 N..... Duke 71, San Antonio 68

TEXAS STATE 1-0
Home 0-0 • Away 0-0 • Neutral 1-0

Nov. 28, 2015..... N..... #15/12 Duke 85, Texas State 34

TEXAS TECH 2-0
Home 1-0 • Away 0-0 • Neutral 1-0

Nov. 11, 2001..... H..... #5/4 Duke 85, #7/7 Texas Tech 69
 Mar. 31, 2003..... N..... #2/1 Duke 57, #7/8 Texas Tech 51

TOLEDO 2-1
Home 1-0 • Away 0-1 • Neutral 1-0

Dec. 2, 1983 N..... Duke 66, Toledo 59
 Nov. 26, 2000..... H..... #3/3 Duke 71, Toledo 41
 Nov. 18, 2001..... A..... Toledo 71, Duke 65

TULANE 1-0
Home 0-0 • Away 1-0 • Neutral 0-0

Dec. 29, 1988 A..... #-/23 Duke 80, Tulane 72

TULSA 2-0
Home 1-0 • Away 1-0 • Neutral 0-0

Dec. 21, 2002 A..... #1/1 Duke 90, Tulsa 36
 Dec. 14, 2003 H..... #3/4 Duke 90, Tulsa 36

UCLA 2-1
Home 0-1 • Away 1-0 • Neutral 1-0

Dec. 20, 1997 H..... UCLA 93, #17/18 Duke 83
 Dec. 28, 1998 A..... #17/19 Duke 85, #9/11 UCLA 80
 Nov. 10, 2000..... N..... #5/5 Duke 80, UCLA 52

UNLV 1-0
Home 1-0 • Away 0-0 • Neutral 0-0

Dec. 6, 2018 H..... Duke 66, UNLV 38

UTAH 1-0
Home 0-0 • Away 0-0 • Neutral 1-0

Mar. 25, 2003..... N..... #2/1 Duke 65, Utah 54

UTAH VALLEY 1-0
Home 1-0 • Away 0-0 • Neutral 0-0

Dec. 18, 2007 H..... #14/15 Duke 95, Utah Valley 61

VALPARAISO 1-0
Home 1-0 • Away 0-0 • Neutral 0-0

Nov. 23, 2013..... H..... #4/4 Duke 90, Valparaiso 45

VANDERBILT 5-3
Home 3-0 • Away 1-2 • Neutral 1-1

Mar. 13, 1982 N..... Vanderbilt 75, Duke 57
 Nov. 23, 1998..... A..... #20/15 Duke 79, #18/22 Vanderbilt 71
 Nov. 24, 1999..... H..... #-/25 Duke 68, Vanderbilt 59
 Dec. 7, 2006 H..... #4/4 Duke 69, #11/11 Vanderbilt 48
 Nov. 28, 2007..... A..... #23/18 Vanderbilt 68, #9/10 Duke 55
 Mar. 20, 2012..... N..... #5/5 Duke 96, Vanderbilt 80
 Nov. 21, 2013..... H..... #2/2 Duke 88, Vanderbilt 69
 Nov. 20, 2016..... A..... Vanderbilt 77, Duke 73

VILLANOVA 2-1
Home 2-0 • Away 1-0 • Neutral 0-0

Nov. 28, 1998..... H..... #20/15 Duke 75, Villanova 47
 Dec. 21, 2016 H..... #17/18 Duke 68, Villanova 50
 Nov. 19, 2017..... A..... Villanova 64, Duke 55

VIRGINIA 38-33
Home 18-14 • Away 15-118 • Neutral 5-1

Dec. 5, 1977 H..... Virginia 74, Duke 57
 Jan. 24, 1979 A..... Virginia 68, Duke 61
 Nov. 25, 1979..... A..... Virginia 74, Duke 58
 Jan. 23, 1980..... H..... Duke 65, Virginia 63
 Dec. 10, 1980 A..... Virginia 73, Duke 57
 Jan. 27, 1982 H..... Duke 80, Virginia 63
 Dec. 30, 1982 H..... Duke 73, Virginia 63
 Feb. 5, 1983 A..... Virginia 66, Duke 63
 Nov. 29, 1983..... H..... Virginia 72, Duke 58
 Feb. 4, 1984 A..... #17 Virginia 82, Duke 55
 Jan. 5, 1985 H..... #11/- Virginia 75, Duke 58
 Feb. 2, 1985 A..... #15/17 Virginia 74, Duke 66
 Jan. 18, 1986 A..... #4/4 Virginia 90, #20/- Duke 76
 Feb. 1, 1986 H..... #3/3 Virginia 81, #18/23 Duke 67
 Jan. 24, 1987..... A..... #6/6 Virginia 71, Duke 43
 Feb. 21, 1987..... H..... Duke 77, #7/9 Virginia 76
 Jan. 23, 1988 H..... #9/10 Virginia 72, #13/9 Duke 49
 Feb. 27, 1988 A..... #9/10 Virginia 79, Duke 67
 Jan. 7, 1989 A..... #13/13 Virginia 78, #20/23 Duke 66
 Feb. 11, 1989..... H..... #14/14 Virginia 99, Duke 81
 Jan. 16, 1990 H..... Duke 84, #9/12 Virginia 74
 Feb. 10, 1990 A..... #12/12 Virginia 86, Duke 62
 Jan. 5, 1991 H..... #1/1 Virginia 92, Duke 56
 Feb. 9, 1991 A..... #1/1 Virginia 86, Duke 61
 Feb. 1, 1992..... H..... #2/2 Virginia 81, Duke 54
 Feb. 15, 1992..... A..... #2/2 Virginia 93, Duke 48
 Mar. 7, 1992..... N..... #1/1 Virginia 81, Duke 55
 Jan. 9, 1993 A..... #9/9 Virginia 76, Duke 56
 Feb. 13, 1993..... H..... #14/14 Virginia 97, Duke 61
 Jan. 25, 1994 H..... #12/12 Virginia 87, Duke 66
 Feb. 12, 1994..... A..... #9/9 Virginia 73, Duke 60
 Jan. 10, 1995..... A..... #9/11 Virginia 78, Duke 62
 Feb. 12, 1995..... H..... #8/9 Virginia 67, #21/25 Duke 61
 Mar. 4, 1995..... N..... #22/25 Duke 83, #6 Virginia 82 (OT)
 Jan. 8, 1996..... H..... #8/5 Virginia 61, #16/14 Duke 60
 Feb. 10, 1996..... A..... #14/13 Duke 72, #9/8 Virginia 69
 Jan. 6, 1997 A..... #13/13 Virginia 62, #14/14 Duke 55
 Feb. 19, 1997..... H..... #11/9 Virginia 86, #22/19 Duke 56
 Jan. 23, 1998 H..... #24/23 Duke 93, #11/10 Virginia 66
 Feb. 22, 1998..... A..... #11/13 Duke 85, #15/14 Virginia 78 (OT)
 Jan. 4, 1999 H..... #13/17 Duke 84, #22/22 Virginia 68
 Feb. 4, 1999 A..... #9/11 Duke 66, #16/16 Virginia 56
 Dec. 5, 1999 H..... #22/19 Duke 83, Virginia 62

Jan. 30, 2000..... A..... #24/25 Virginia 61, #9/9 Duke 49
 Jan. 22, 2001..... A..... #4/4 Duke 71, #1-24 Virginia 68
 Feb. 22, 2001..... H..... #7/6 Duke 76, Virginia 53
 Dec. 6, 2001..... A..... #11/9 Duke 107, Virginia 73
 Jan. 20, 2002..... H..... #6/6 Duke 86, Virginia 69
 Mar. 3, 2002..... N..... #3/3 Duke 71, Virginia 67
 Jan. 9, 2003..... A..... #1/1 Duke 60, Virginia 59
 Feb. 10, 2003..... H..... #2/2 Duke 75, Virginia 48
 Jan. 18, 2004..... A..... #1/2 Duke 63, Virginia 52
 Feb. 19, 2004..... H..... #4/4 Duke 87, Virginia 54
 Jan. 14, 2005..... A..... #1/1 Duke 87, Virginia 65
 Feb. 10, 2006..... H..... #2/2 Duke 88, Virginia 65
 Feb. 2, 2007..... A..... #1/1 Duke 76, Virginia 61
 Mar. 2, 2007..... N..... #1/1 Duke 79, Virginia 58
 Feb. 24, 2008..... H..... #12/11 Duke 78, Virginia 70
 Feb. 5, 2009..... A..... #4/8 Duke 81, #17/15 Virginia 67
 Mar. 6, 2009..... N..... #8/10 Duke 76, #24/20 Virginia 53
 Feb. 26, 2010..... H..... #6/6 Duke 83, #21/18 Virginia 65
 Feb. 24, 2011..... A..... #9/9 Duke 71, Virginia 48
 Jan. 2, 2012..... H..... #7/7 Duke 77, Virginia 66
 Feb. 8, 2013..... A..... #5/4 Duke 62, Virginia 41
 Jan. 16, 2014..... H..... #3/3 Duke 90, Virginia 55
 Feb. 12, 2015..... A..... #11/11 Duke 71, Virginia 45
 Feb. 4, 2016..... H..... Duke 67, Virginia 52
 March 3, 2016..... N..... Duke 57, Virginia 53
 Feb. 5, 2017..... A..... Duke 70, Virginia 51
 Jan. 14, 2018..... H..... #16/18 Duke 55, Virginia 48
 Feb. 10, 2019..... A..... Virginia 53, Duke 47

VCU6-1

Home 3-1 • Away 3-0 • Neutral 0-0

Jan. 28, 1977..... H..... VCU 49, Duke 48
 Jan. 20, 1978..... A..... Duke 65, VCU 59
 Dec. 12, 1978..... A..... Duke 70, VCU 57
 Jan. 19, 1980..... H..... Duke 64, VCU 58
 Feb. 15, 1985..... H..... Duke 86, VCU 62
 Dec. 10, 1988..... A..... Duke 83, VCU 76
 Nov. 15, 1995..... H..... #17/16 Duke 93, VCU 51

VIRGINIA TECH26-3

Home 13-2 • Away 12-1 • Neutral 1-0

Jan. 24, 1981..... A..... Virginia Tech 66, Duke 55
 Dec. 11, 1981..... H..... Duke 71, Virginia Tech 58
 Dec. 5, 1992..... H..... Duke 85, Virginia Tech 63
 Nov. 17, 1998..... H..... Virginia Tech 72, #6/4 Duke 70
 Dec. 8, 1999..... A..... #20/18 Duke 70, #24/24 Virginia Tech 61
 Jan. 9, 2005..... H..... #2/2 Duke 88, #25/25 Virginia Tech 67
 Feb. 6, 2006..... A..... #2/2 Duke 73, Virginia Tech 62
 Feb. 22, 2006..... H..... #1/1 Duke 93, Virginia Tech 51
 Mar. 3, 2006..... N..... #2/2 Duke 69, Virginia Tech 56
 Jan. 7, 2007..... A..... #3/3 Duke 86, Virginia Tech 54
 Jan. 29, 2007..... H..... #1/1 Duke 75, Virginia Tech 65
 Feb. 1, 2008..... H..... #9/11 Duke 85, Virginia Tech 50
 Feb. 22, 2008..... A..... #11/11 Duke 72, Virginia Tech 60
 Jan. 16, 2009..... A..... #4/10 Duke 57, Virginia Tech 52
 Feb. 19, 2009..... H..... #7/8 Duke 62, Virginia Tech 46
 Jan. 21, 2010..... H..... #6/7 Duke 69, Virginia Tech 38
 Feb. 14, 2010..... A..... #8/7 Duke 65, Virginia Tech 53
 Jan. 16, 2011..... A..... #3/3 Duke 57, Virginia Tech 43
 Feb. 20, 2011..... H..... #7/7 Duke 90, Virginia Tech 40
 Jan. 15, 2012..... A..... #7/6 Duke 61, Virginia Tech 34
 Feb. 15, 2012..... H..... #5/5 Duke 67, Virginia Tech 45
 Jan. 16, 2013..... H..... #4/4 Duke 58, Virginia Tech 26
 Feb. 14, 2013..... A..... #5/4 Duke 77, Virginia Tech 33
 Jan. 19, 2014..... A..... #3/3 Duke 74, Virginia Tech 70
 Jan. 15, 2015..... H..... #16/14 Duke 75, Virginia Tech 40

Feb. 18, 2016..... A..... Duke 66, Virginia Tech 62
 Jan. 19, 2017..... H..... #15/16 Duke 84, #17/16 Virginia Tech 59
 Jan. 18, 2018..... A..... #15/15 Duke 86, Virginia Tech 75
 Feb. 14, 2019..... H..... Virginia Tech 64, Duke 57

WAGNER2-0

Home 0-0 • Away 2-0 • Neutral 0-0

Jan. 7, 1983..... A..... Duke 87, Wagner 56
 Dec. 25, 1989..... A..... Duke 66, Wagner 56

WAKE FOREST68-17

Home 31-6 • Away 28-9 • Neutral 9-2

Jan. 19, 1977..... A..... Wake Forest 57, Duke 52
 Dec. 8, 1977..... H..... Wake Forest 55, Duke 54
 Nov. 30, 1978..... A..... Duke 65, Wake Forest 52
 Jan. 29, 1979..... H..... Duke 77, Wake Forest 66
 Nov. 24, 1979..... N..... Duke 80, Wake Forest 70
 Jan. 16, 1980..... H..... Duke 71, Wake Forest 68
 Dec. 8, 1980..... H..... Duke 98, Wake Forest 75
 Jan. 14, 1981..... A..... Duke 76, Wake Forest 61
 Dec. 1, 1981..... A..... Wake Forest 67, Duke 60
 Jan. 12, 1982..... H..... Duke 75, Wake Forest 52
 Feb. 2, 1983..... A..... Duke 76, Wake Forest 58
 Jan. 20, 1984..... H..... Duke 66, Wake Forest 57
 Feb. 1, 1984..... A..... Wake Forest 73, Duke 58
 Dec. 5, 1984..... A..... Wake Forest 64, Duke 53
 Jan. 19, 1985..... H..... Wake Forest 59, Duke 55
 Dec. 4, 1985..... H..... Duke 77, Wake Forest 67
 Feb. 15, 1986..... A..... #20/-Duke 76, Wake Forest 59
 Mar. 1, 1986..... N..... Wake Forest 72, #1-25 Duke 71
 Jan. 14, 1987..... H..... Wake Forest 73, Duke 72
 Jan. 31, 1987..... A..... Duke 84, Wake Forest 63
 Jan. 12, 1988..... A..... Wake Forest 58, #11/11 Duke 57
 Feb. 16, 1988..... H..... Wake Forest 62, Duke 59
 Jan. 24, 1989..... H..... Wake Forest 72, Duke 69
 Feb. 27, 1989..... A..... Wake Forest 79, Duke 74
 Jan. 24, 1990..... A..... Wake Forest 72, Duke 63
 Feb. 3, 1990..... H..... Duke 66, Wake Forest 61
 Jan. 18, 1991..... H..... Duke 65, Wake Forest 52
 Feb. 16, 1991..... A..... Wake Forest 68, Duke 51
 Jan. 18, 1992..... A..... Duke 73, Wake Forest 59
 Feb. 26, 1992..... H..... Duke 69, Wake Forest 61
 Mar. 6, 1992..... N..... Duke 61, Wake Forest 52
 Jan. 25, 1993..... H..... Wake Forest 64, Duke 60
 Feb. 19, 1993..... A..... Duke 71, Wake Forest 59
 Mar. 5, 1993..... N..... Wake Forest 70, Duke 69
 Jan. 2, 1994..... A..... Duke 56, Wake Forest 50
 Feb. 1, 1994..... H..... Duke 60, Wake Forest 51
 Jan. 16, 1995..... H..... Duke 76, Wake Forest 58
 Feb. 16, 1995..... A..... #22/25 Duke 78, Wake Forest 66
 Jan. 14, 1996..... A..... #16/16 Duke 74, Wake Forest 64
 Feb. 8, 1996..... H..... #14/13 Duke 85, Wake Forest 66
 Mar. 1, 1996..... N..... #12/12 Duke 67, Wake Forest 61
 Jan. 9, 1997..... H..... #14/14 Duke 82, Wake Forest 70
 Feb. 6, 1997..... A..... #20/20 Duke 81, Wake Forest 58
 Jan. 2, 1998..... A..... #23/22 Duke 73, Wake Forest 60
 Feb. 2, 1998..... H..... #14/16 Duke 79, Wake Forest 55
 Jan. 11, 1999..... A..... #12/16 Duke 74, Wake Forest 59
 Feb. 11, 1999..... H..... #7/7 Duke 86, Wake Forest 48
 Jan. 13, 2000..... H..... #8/11 Duke 82, Wake Forest 48
 Feb. 14, 2000..... A..... #14/12 Duke 69, Wake Forest 38
 Jan. 2, 2001..... H..... #5/5 Duke 81, Wake Forest 56
 Feb. 1, 2001..... A..... #4/4 Duke 66, Wake Forest 58
 Mar. 2, 2001..... N..... #4/4 Duke 75, Wake Forest 68 (OT)
 Jan. 6, 2002..... H..... #11/10 Duke 91, Wake Forest 46
 Feb. 7, 2002..... A..... #5/5 Duke 83, Wake Forest 60

Jan. 16, 2003..... H..... #1/1 Duke 71, Wake Forest 61
 Feb. 17, 2003..... A..... #2/2 Duke 83, Wake Forest 41
 Mar. 7, 2003..... N..... #2/2 Duke 64, Wake Forest 59
 Dec. 5, 2003..... A..... #4/4 Duke 88, Wake Forest 55
 Feb. 12, 2004..... H..... #4/4 Duke 80, Wake Forest 55
 Mar. 6, 2004..... N..... #1/1 Duke 77, Wake Forest 59
 Jan. 19, 2005..... A..... #1/1 Duke 99, Wake Forest 86
 Mar. 5, 2005..... N..... #6/6 Duke 107, Wake Forest 50
 Jan. 2, 2006..... H..... #2/2 Duke 100, Wake Forest 54
 Feb. 11, 2007..... A..... #1/1 Duke 77, Wake Forest 45
 Feb. 10, 2008..... H..... #11/12 Duke 71, Wake Forest 36
 Feb. 25, 2009..... A..... #10/11 Duke 83, Wake Forest 50
 Jan. 10, 2010..... H..... #9/9 Duke 65, Wake Forest 51
 Feb. 11, 2011..... A..... #5/7 Duke 82, Wake Forest 39
 Mar. 4, 2011..... N..... #8/7 Duke 79, Wake Forest 50
 Jan. 6, 2012..... A..... #7/6 Duke 76, Wake Forest 58
 Feb. 2, 2012..... H..... #5/5 Duke 75, Wake Forest 43
 Jan. 13, 2013..... A..... #4/5 Duke 73, Wake Forest 44
 Feb. 17, 2013..... H..... #5/4 Duke 81, Wake Forest 70
 Feb. 27, 2014..... H..... #7/7 Duke 71, Wake Forest 56
 Jan. 4, 2015..... H..... #10/12 Duke 70, Wake Forest 63
 Feb. 5, 2015..... A..... #15/15 Duke 70, Wake Forest 53
 Mar. 6, 2015..... N..... #16/16 Duke 77, Wake Forest 68
 Jan. 7, 2016..... H..... #18/16 Duke 95, Wake Forest 68
 Feb. 14, 2016..... A..... Wake Forest 64, Duke 58
 Jan. 29, 2017..... H..... #14/15 Duke 71, Wake Forest 43
 Feb. 16, 2017..... A..... Duke 79, Wake Forest 53
 Jan. 11 2018..... A..... #16/18 Duke 80, Wake Forest 67
 Feb. 7, 2018..... H..... #19/19 Duke 59, Wake Forest 51
 Jan. 24, 2019..... H..... Duke 66, Wake Forest 52
 Feb. 24, 2019..... A..... Duke 55, Wake Forest 44

WASHINGTON0-3

Home 0-0 • Away 0-1 • Neutral 0-2

Dec. 27, 1985..... N..... Washington 83, Duke 71
 Dec. 28, 1992..... A..... Washington 72, Duke 48
 Nov. 23, 2018..... N..... Washington 71, Duke 64

WESTERN CAROLINA4-3

Home 4-1 • Away 0-2 • Neutral 0-0

Feb. 11, 1977..... A..... Western Carolina 77, Duke 45
 Feb. 18, 1978..... H..... Western Carolina 93, Duke 56
 Feb. 17, 1979..... A..... Western Carolina 89, Duke 78
 Feb. 28, 1983..... H..... Duke 77, Western Carolina 67
 Dec. 6, 1989..... H..... Duke 77, Western Carolina 64
 Feb. 9, 1994..... H..... Duke 117, Western Carolina 44
 Dec. 29, 2015..... H..... #12/12 Duke 84, Western Carolina 47

WESTERN KENTUCKY5-0

Home 2-0 • Away 2-0 • Neutral 1-0

Mar. 20, 2000..... H..... #7/10 Duke 90, Western Kentucky 70
 Nov. 28, 2008..... A..... #12/13 Duke 59, Western Kentucky 56
 Nov. 26, 2009..... N..... #10/12 Duke 70, Western Kentucky 47
 Nov. 21, 2010..... H..... #6/6 Duke 82, Western Kentucky 55
 Nov. 20, 2011..... A..... #8/8 Duke 80, Western Kentucky 54

WEST TEXAS STATE1-0

Home 0-0 • Away 1-0 • Neutral 0-0

Mar. 20, 1986..... A..... Duke 68, West Texas State 67

WEST VIRGINIA2-0

Home 1-0 • Away 1-0 • Neutral 0-0

Dec. 18, 1995..... A..... #16/18 Duke 84, West Virginia 64
 Nov. 27, 1996..... H..... #16/17 Duke 84, West Virginia 70

WILLIAM & MARY.....4-0

Home 2-0 • Away 1-0 • Neutral 1-0

Nov. 24, 1984.....N..... Duke 86, William & Mary 48
 Dec. 5, 1988.....H..... Duke 65, William & Mary 47
 Dec. 9, 1989.....A..... Duke 65, William & Mary 62
 Nov. 18, 2000.....H..... #3/3 Duke 81, William & Mary 46

WINTHROP.....4-0

Home 4-0 • Away 0-0 • Neutral 0-0

Dec. 9, 1986.....H..... Duke 80, Winthrop 45
 Mar. 22, 2014.....H..... #7/8 Duke 87, Winthrop 45
 Nov. 15, 2015.....H..... #14/12 Duke 78, Winthrop 50
 Dec. 10, 2017.....H..... #14/14 Duke 101, Winthrop 30

WISCONSIN.....3-0

Home 1-0 • Away 2-0 • Neutral 0-0

Nov. 27, 1987.....H..... #19/18 Duke 86, Wisconsin 66
 Dec. 2, 2010.....A..... #5/5 Duke 59, Wisconsin 51
 Nov. 28, 2018.....A..... Duke 60, Wisconsin 53

WISCONSIN-GREEN BAY.....1-0

Home 1-0 • Away 1-0 • Neutral 0-0

Jan. 2, 1991.....H..... Duke 70, Wisconsin-Green Bay 59

WISCONSIN-MILWAUKEE.....2-0

Home 1-0 • Away 0-0 • Neutral 1-0

Dec. 3, 1994.....H..... Duke 104, Wisconsin-Milwaukee 34
 Mar. 17, 2001.....N..... #5/5 Duke 96, Wisconsin-Milwaukee 63

WYOMING.....1-0

Home 1-0 • Away 0-0 • Neutral 0-0

Dec. 21, 2017.....H..... #14/15 Duke 63, Wyoming 40

XAVIER.....4-1

Home 1-1 • Away 2-0 • Neutral 1-0

Jan. 5, 1981.....A..... Duke 74, Xavier 46
 Dec. 28, 1990.....H..... Xavier 78, Duke 73
 Dec. 21, 2010.....H..... #3/3 Duke 46, #4/4 Xavier 45
 Nov. 25, 2012.....A..... #4/4 Duke 82, Xavier 59
 Nov. 28, 2013.....N..... #2/2 Duke 81, Xavier 54

YALE.....1-0

Home 1-0 • Away 0-0 • Neutral 0-0

Dec. 6, 1991.....H..... Duke 60, Yale 55

Duke's 100-Point Games

128	- 12-6-02	vs. Howard (53)
123	- 11-14-13	vs. USC Upstate (40)
120	- 3-18-95	at Alabama (121), (4 OT)*
119	- 12-30-05	at San Diego (52)
	- 11-29-03	vs. Stephen F. Austin (53)
117	- 12-28-10	vs. N.C. Central (28)
	- 2-9-94	vs. Western Carolina (44)
116	- 11-26-93	vs. Morgan State (63)
114	- 11-30-94	vs. UNC Asheville (57)
	- 12-8-92	vs. East Tennessee State (74)
113	- 1-7-99	vs. Georgia Tech (46)
112	- 12-12-98	vs. Temple (34)
111	- 1-16-14	vs. Pittsburgh (67)
110	- 12-19-05	vs. Ball State (24)
	- 11-25-05	vs. Arkansas State (56)
	- 11-22-05	vs. Fairfield (44)
	- 1-5-94	at East Carolina (69)
109	- 2-8-92	vs. Loyola (59)
	- 11-20-84	vs. North Carolina Central (53)
108	- 1-21-03	vs. Elon College (26)
	- 11-22-02	vs. East Carolina (46)
	- 11-24-95	vs. Pepperdine (70)
107	- 12-20-11	vs. UNC Wilmington (45)
	- 3-5-05	vs. Wake Forest (50)&
	- 11-24-01	vs. Davidson (58)
	- 12-6-01	vs. Virginia (73)
106	- 12-16-02	vs. Charleston Southern (38)
	- 12-18-02	vs. Florida International (58)
105	- 11-17-16	vs. Longwood (48)
	- 2-8-07	vs. Clemson (53)
	- 12-28-05	vs. St. John's (57)
	- 12-20-03	at Northwestern State (53)
104	- 11-13-09	at Houston Baptist (35)
	- 12-3-94	vs. Wisconsin-Milwaukee (34)
	- 12-4-93	vs. American (71)
	- 11-23-91	at East Tennessee State (71)
103	- 3-21-04	vs. Northwestern State (51)*
	- 12-11-93	vs. McNeese State (50)
	- 11-23-84	vs. Furman (66)
	- 11-26-83	vs. North Carolina Central (60)
102	- 11-11-06	vs. Northeastern (49)
	- 2-27-04	vs. Clemson (45)
	- 11-16-01	vs. Elon College (52)
	- 1-24-02	vs. North Carolina (82)
	- 1-27-02	vs. Florida State (80)
101	- 12-10-17	vs. Winthrop (30)
	- 1-4-05	vs. Holy Cross (42)
	- 1-23-03	vs. Maryland (52)
	- 1-27-00	vs. North Carolina (58)
	- 12-2-99	vs. Elon College (44)
	- 1-1-95	vs. Manhattan (71)
	- 12-21-94	vs. Charleston Southern (57)
	- 12-8-79	vs. UNC Asheville (53)
100	- 11-8-12	vs. Iona (31)
	- 1-2-06	vs. Wake Forest (54)
	- 2-27-98	vs. Georgia Tech (56)&
	- 12-4-94	vs. Indiana State (66)
	- 12-11-91	vs. UNC Asheville (42)
	- 12-2-88	vs. Cleveland State (60)
	- 12-28-85	vs. Cheney (56)

* NCAA Tournament & ACC Tournament

ALL-TIME SERIES RESULTS

2019-20 WOMEN'S BASKETBALL MEDIA GUIDE

School	Record	Last	School	Record	Last	School	Record	Last
Alabama	2-1	2014	Georgia State	1-1	2003	North Carolina	49-50	2019
Albany	3-0	2014	Georgia Tech	61-10	2019	N.C. A&T	2-0	2015
American	1-0	1993	Grand Canyon	2-0	2017	N.C. Central	5-3	2009
Appalachian State	10-4	1994	Guilford	2-0	1980	N.C. State	36-45	2019
Arizona State	1-0	2008	Hampton	6-0	2017	UNC Asheville	9-0	1999
Arkansas	2-1	2002	Hartford	0-1	2008	UNC Greensboro	11-2	2017
Arkansas State	2-0	2005	Harvard	3-0	1990	UNC Wilmington	9-2	2015
Army	1-0	2015	High Point	1-0	2017	North Georgia	1-0	1982
Auburn	5-0	2011	Hofstra	2-0	1989	Northern Illinois	1-0	1987
Austin Peay	1-0	2009	Holy Cross	4-0	2007	Notre Dame	1-17	2019
Ball State	3-0	2018	Houston	2-0	2007	Ohio	1-0	1998
Baptist	1-0	1982	Houston Baptist	1-0	2009	Ohio State	2-0	2017
Baylor	0-1	2010	Howard	2-0	2002	Oklahoma	2-1	2014
Belmont	1-0	2018	Idaho	1-0	2015	Oklahoma State	4-0	2013
Boston College	15-4	2019	Illinois	0-3	1998	Old Dominion	11-4	2017
Boston University	2-0	2006	Illinois State	1-0	1997	Oral Roberts	1-0	2000
Bowling Green	1-0	2006	Iona	1-0	2012	Oregon	0-1	2017
Brigham Young	3-0	2011	Iowa	1-0	2008	Oregon State	1-1	2018
Bucknell	1-0	2007	Iowa State	3-0	2015	Pacific	1-0	2004
Buffalo	1-0	2015	Indiana State	2-0	1994	Peace	2-1	1980
California	3-1	2013	Jacksonville State	1-0	2004	Penn State	5-1	2007
CSU-Bakersfield	1-0	2012	James Madison	6-1	2010	Pennsylvania	3-0	2016
Campbell	3-5	2000	Kansas	1-0	2013	Pepperdine	2-0	2016
Canisius	1-0	2005	Kansas State	1-0	2004	Pfeiffer	0-1	1975
Catawba	1-0	1979	Kent	2-0	1997	Pittsburgh	11-0	2019
Central Michigan	1-0	2013	Kentucky	6-2	2016	Presbyterian	2-0	2017
Charleston Southern	2-0	2002	LaSalle	0-1	1980	Princeton	3-0	1994
Charlotte	7-3	2010	Liberty	6-0	2017	Providence	3-1	2010
Cheyney State	2-0	1985	Long Beach State	1-0	2016	Purdue	6-3	2013
Cincinnati	0-1	1980	Longwood	1-0	2016	Quinnipiac	1-0	2008
Clemson	42-32	2019	Louisiana State	3-2	2010	Radford	3-0	1993
Cleveland State	1-0	1988	Louisiana Tech	2-0	2004	Rhode Island	1-0	2004
College of Charleston	1-0	1990	Louisville	3-4	2019	Richmond	6-1	1997
Colorado	0-1	1980	Loyola (Maryland)	2-0	1994	Rider	1-0	1985
Colorado State	1-0	2005	Loyola Marymount	1-0	2003	Rutgers	4-2	2016
Connecticut	3-12	2018	Maine	4-0	2018	Sacramento State	1-0	1999
Dartmouth	1-0	2006	Manhattan	5-1	1997	Saint Joseph's	4-1	2002
Dayton	0-1	1980	Marist	3-0	2018	Samford	1-0	2012
Davidson	3-1	2004	Marquette	2-0	2004	San Diego	2-0	2005
Delaware	1-0	1996	Marshall	0-1	1981	San Diego State	2-0	2010
Denver	1-0	2007	Mars Hill	2-0	1984	San Francisco	0-1	1996
DePaul	2-2	2014	Marquette	3-0	2014	San Jose State	1-0	1987
Detroit	3-0	2002	Maryland	41-40	2015	Seton Hall	4-2	1999
Drake	1-0	1992	UMass	1-0	2015	Shaw	0-2	1977
Duquesne	1-0	2000	UMass Lowell	1-0	2014	Siena	1-0	2008
East Carolina	7-9	2018	McNeese State	1-0	1993	SMU	1-0	2006
East Tennessee State	5-0	1992	Md.-Eastern Shore	1-0	1985	South Alabama	1-0	1990
Eastern Kentucky	1-1	1983	Miami (Fla.)	14-4	2019	South Carolina	2-4	2017
Eastern Washington	1-0	1988	Miami (Ohio)	1-0	1993	South Florida	3-0	2007
Elon College	5-4	2018	Michigan	4-0	2012	Southern	2-0	2008
Fairfield	2-0	2005	Michigan State	2-1	2009	Southern California	6-0	2012
Florida	2-1	1998	Middle Tennessee St.	1-0	1998	Southern Illinois	1-0	1998
Florida A&M	1-0	1999	Minnesota	1-1	2015	SE Louisiana	1-0	1988
Florida Gulf Coast	1-0	2018	Mississippi State	2-0	2015	Southwest Texas State	1-0	1990
Florida International	1-1	2002	Missouri	0-1	2018	SW Missouri State	0-1	2001
Florida State	37-13	2019	Monmouth	1-0	2012	St. John's	3-0	2013
Furman	4-0	1984	Montana	1-0	1994	Stanford	2-3	2012
Gardner-Webb	1-0	2011	Morgan State	1-0	1993	Stephen F. Austin	2-0	2004
George Mason	3-0	2000	Murray State	1-0	2008	Stetson	3-0	1984
George Washington	1-1	1997	Nebraska	1-1	2014	Stony Brook	1-0	2014
Georgetown	4-0	2001	New Hampshire	1-0	1989	Syracuse	5-3	2019
Georgia	4-0	2018	Norfolk State	1-0	2002	TCU	2-0	2005
Georgia Southern	2-1	2009	Northeastern	2-1	2018	Temple	7-0	2011
			Northwestern State	2-1	2004	Tennessee	6-5	2009
						Tennessee-Martin	1-0	2011
						Texas	3-1	2006
						Texas A&M	1-5	2015
						Texas-San Antonio	1-0	1990
						Texas State	1-0	2015
						Texas Tech	2-0	2003
						Toledo	2-1	2001
						Tulane	1-0	1988
						Tulsa	2-0	2003
						UCLA	2-1	2000
						UNLV	1-0	2018
						USC Upstate	2-0	2013
						Utah	1-0	2003
						Utah Valley	1-0	2007
						Valparaiso	1-0	2012
						Vanderbilt	5-3	2016
						Villanova	2-1	2017
						Virginia	38-33	2019
						VCU	6-1	1996
						Virginia Tech	26-3	2019
						Wagner	2-0	1989
						Wake Forest	68-17	2019
						Washington	0-3	2018
						Western Carolina	4-3	2015
						Western Kentucky	5-0	2011
						West Texas State	1-0	1986
						West Virginia	2-0	1997
						William & Mary	4-0	2000
						Winthrop	4-0	2017
						Wisconsin	3-0	2018
						Wisconsin-Green Bay	1-0	1991
						Wisconsin-Milwaukee	2-0	2001
						Wyoming	1-0	2017
						Xavier	4-1	2013
						Yale	1-0	1991

Bold denotes ACC School

America East Conference

Opponent	GP	W	L
Albany	3	3	0
Hartford	1	0	1
Maine	4	4	0
UMass Lowell	1	1	0
New Hampshire	1	1	0
Stony Brook	1	1	0
Total	11	10	1

American Athletic Conference

Opponent	GP	W	L
Connecticut	15	3	12
Cincinnati	1	0	1
East Carolina	16	7	9
Houston	2	2	0
SMU	1	1	0
South Florida	3	3	0
Temple	7	7	0
Tulane	1	1	0
Tulsa	2	2	0
Total	48	26	22

Atlantic Coast Conference

Opponent	GP	W	L
Boston College	19	15	4
Clemson	74	42	32
Florida State	50	37	13
Georgia Tech	71	61	10
Louisville	7	3	4
Miami (Fla)	18	14	4
North Carolina	99	49	50
N.C. State	80	35	45
Notre Dame	18	1	17
Pittsburgh	11	11	0
Syracuse	8	5	3
Virginia	71	38	33
Virginia Tech	28	25	3
Wake Forest	87	68	19
Total	640	405	235

Atlantic Sun Conference

Opponent	GP	W	L
East Tenn. St.	5	5	0
FGCU	1	1	0
Stetson	3	3	0
USC Upstate	2	2	0
Total	11	11	0

Atlantic 10 Conference

Opponent	GP	W	L
Davidson	4	3	1
Dayton	1	0	1
Duquesne	1	1	0
George Mason	3	3	0
G. Washington	2	1	1
La Salle	1	0	1
Massachusetts	1	1	0
Rhode Island	1	1	0
Richmond	7	6	1
St. Joseph's	5	4	1
VCU	7	6	1
Total	33	26	7

Big East Conference

Opponent	GP	W	L
DePaul	4	2	2
Georgetown	4	4	0
Marquette	5	5	0
Providence	4	3	1
Seton Hall	6	4	2
St. John's	3	3	0
Villanova	3	2	1
Xavier	5	4	1
Total	34	27	7

Big Sky Conference

Opponent	GP	W	L
Eastern Wash.	1	1	0
Idaho	1	1	0
Montana	1	1	0
Sacramento St.	1	1	0
Total	4	4	0

Big South Conference

Opponent	GP	W	L
Campbell	8	3	5
Charleston So.	2	2	0
Gardner-Webb	1	1	0
High Point	1	1	0
Liberty	6	6	0
Longwood	1	1	0
Presbyterian	2	2	0
UNC Asheville	9	9	0
Radford	3	3	0
Winthrop	4	4	0
Total	37	32	5

Big Ten Conference

Opponent	GP	W	L
Illinois	3	0	3
Iowa	1	1	0
Maryland	81	41	40
Michigan	4	4	0
Michigan State	3	2	1
Minnesota	1	1	1
Nebraska	2	1	1
Northwestern	1	0	1
Ohio State	2	2	0
Penn State	6	5	1
Purdue	9	6	3
Rutgers	6	4	2
Wisconsin	3	3	0
Total	123	70	53

Big 12 Conference

Opponent	GP	W	L
Baylor	1	0	1
Iowa State	3	3	0
Kansas	1	1	0
Kansas State	1	1	0
Oklahoma	3	2	1
Oklahoma State	4	4	0
TCU	2	2	0
Texas	4	3	1
Texas Tech	3	3	0
West Virginia	2	2	0
Total	24	21	3

Big West Conference

Opponent	GP	W	L
Long Beach State	1	1	0
Total	1	1	0

Colonial Athletic Conference

Opponent	GP	W	L
C. of Charleston	1	1	0
Delaware	1	1	0
Elon	9	5	4
Hofstra	2	2	0
James Madison	7	6	1
UNC Wilmington	11	9	2
Northeastern	2	2	0
William & Mary	4	4	0
Total	37	30	7

Conference USA

Opponent	GP	W	L
Charlotte	10	7	3
Florida Int'l	2	1	1
Louisiana Tech	2	2	0
Marshall	1	0	1
Middle Tenn. St.	1	1	0
Old Dominion	14	11	3
Texas-San Ant.	1	1	0
Western Ky.	5	5	0
Total	36	28	8

Horizon League

Opponent	GP	W	L
Cleveland St.	1	1	0
Detroit	3	3	0
Wis.-Green Bay	1	1	0
Wis.-Milwaukee	2	2	0
Total	7	7	0

Ivy League

Opponent	GP	W	L
Dartmouth	1	1	0
Harvard	3	3	0
Pennsylvania	3	3	0
Princeton	3	3	0
Yale	1	1	0
Total	11	11	0

Metro Atlantic Conference

Opponent	GP	W	L
Canisius	1	1	0
Fairfield	2	2	0
Iona	1	1	0
Manhattan	6	5	1
Marist	3	3	0
Monmouth	1	1	0
Quinnipiac	1	1	0
Rider	1	1	0
Siena	1	1	0
Total	17	16	1

Mid-American Conference

Opponent	GP	W	L
Ball State	3	3	0
Buffalo	1	1	0
Kent State	2	2	0
Miami (Ohio)	1	1	0
Northern Illinois	1	1	0
Ohio	1	1	0
Toledo	3	2	1
Bowling Green	1	1	0
Central Mich.	1	1	0
Total	13	12	1

Mid-Eastern Conference

Opponent	GP	W	L
Florida A&M	1	1	0
Hampton	6	6	0
Howard	2	2	0
Md.-East. Shore	1	1	0
Morgan State	1	1	0
Norfolk State	1	1	0
N.C. Central	2	2	0
N.C. A&T	2	2	0
Total	18	16	0

Missouri Valley Conference

Opponent	GP	W	L
Drake	1	1	0
Illinois State	1	1	0
Indiana State	2	2	0
Missouri State	1	0	1
Southern Illinois	1	1	0
Total	6	5	1

Mountain West Conference

Opponent	GP	W	L
Colorado State	1	1	0
San Diego State	2	2	0
San Jose State	1	1	0
UNLV	1	1	0
Wyoming	1	1	0
Total	6	6	0

Northeast Conference

Opponent	GP	W	L
Wagner	2	2	0
Total	2	2	0

Ohio Valley Conference

Opponent	GP	W	L
Austin Peay	1	1	0
Belmont	1	1	0
Eastern Ky.	2	1	1
Jacksonville St.	1	1	0
Murray State	1	1	0
UT Martin	1	1	0
Total	7	6	1

Pacific-12 Conference

Opponent	GP	W	L
Arizona State	1	1	0
California	3	2	1
Colorado	1	0	1
Oregon	1	0	1
Oregon State	2	1	1
USC	6	6	0
Stanford	5	2	3
UCLA	3	2	1
Utah	1	1	0
Washington	3	0	3
Total	26	15	11

Patriot Conference

Opponent	GP	W	L
American	1	1	0
Army	1	1	0
Boston U.	2	2	0
Bucknell	1	1	0
Holy Cross	4	4	0
Loyola (Md.)	2	2	0
Total	11	11	0

Southeastern Conference

Opponent	GP	W	L
Alabama	3	2	1
Arkansas	3	2	1
Auburn	5	5	0
Florida	3	2	1
Georgia	4	4	0
Kentucky	8	6	2
LSU	5	3	2
Mississippi State	2	2	0
Missouri	1	0	1
South Carolina	6	2	4
Tennessee	11	6	5
Texas A&M	6	1	5
Vanderbilt	8	5	3
Total	65	40	25

Southern Conference

Opponent	GP	W	L
Furman	4	4	0
Samford	1	1	0
UNCG	13	11	2
West. Carolina	7	4	3
Total	25	20	5

Southland Conference

Opponent	GP	W	L
Houston Baptist	1	1	0
McNeese State	1	1	0
Northwest. St.	3	2	1
Southeast. La.	1	1	0
Stephen Austin	2	2	0
Total	8	7	1

Southwestern Conference

Opponent	GP	W	L
Southern	2	2	0
Total	2	2	0

Summit Conference

Opponent	GP	W	L
Denver	1	1	0
Oral Roberts	1	1	0
Total	2	2	0



2019-20 Duke Women's Basketball

Back Row (Left to Right): Selena Castillo, Kate Senger, Bobby Sorrell, Heather Ryan, Ashleigh Beaver, Cat Lass;

Middle Row (Left to Right): Assistant Coach Wanisha Smith, Assistant Coach Sam Miller, Jada Claude, Jennifer Ezeh, Jade Williams, Uchenna Nwoke, Onome Akinbode-James, Emily Schubert, Leaonna Odom, Special Assistant Keturah Jackson, Assistant Coach Jim Corrigan, Head Coach Joanne P. McCallie;

Front Row (Left to Right): Azana Baines, Miela Goodchild, Mikayla Boykin, Kyra Lambert, Haley Gorecki, Jayda Adams, Jaida Patrick

2019-20 SCHEDULE

OCT. 20	SUN	BLUE/WHITE SCRIMMAGE	DURHAM, N.C.	2:00 P.M.	
NOV. 3	SUN	ALASKA ANCHORAGE (EXH)	DURHAM, N.C.	2:00 P.M.	
NOV. 5	TUE	HIGH POINT	DURHAM, N.C.	7:00 P.M.	ACCNX
Nov. 10	Sun	at Texas A&M	College Station, Texas	4:00 p.m.	SECN+
Nov. 14	Thu	at UNLV	Las Vegas, Nev.	8:30 p.m.	MWN
NOV. 17	SUN	NORTHWESTERN	DURHAM, N.C.	3:00 P.M.	ACCN
NOV. 21	THU	IDAHO STATE	DURHAM, N.C.	7:00 P.M.	ACCNX
NOV. 24	SUN	TROY	DURHAM, N.C.	2:00 P.M.	ACCNX
NOV. 27	WED	DAVIDSON	DURHAM, N.C.	7:00 P.M.	ACCNX
NOV. 29	FRI	PENN	DURHAM, N.C.	1:00 P.M.	ACCNX

Big Ten/ACC Challenge

Dec. 4	Wed	at Nebraska	Lincoln, Neb.	7:00 p.m.	BIG TEN
DEC. 8	SUN	BOSTON COLLEGE*	DURHAM, N.C.	2:00 P.M.	ACCNX
Dec. 19	Thu	at South Carolina	Columbia, S.C.	7:00 p.m.	SECN
Dec. 29	Sun	at FGCU	Fort Myers, Fla.	2:00 p.m.	ESPN+
JAN. 2	THU	WAKE FOREST*	DURHAM, N.C.	6:00 P.M.	ACCN
Jan. 5	Sun	at Louisville*	Louisville, Ky.	2:00 p.m.	ACCN
Jan. 9	Thu	at Virginia*	Charlottesville, Va.	6:00 p.m.	ACCN
JAN. 12	SUN	VIRGINIA TECH*	DURHAM, N.C.	3:00 P.M.	RSN
JAN. 16	THU	NOTRE DAME*	DURHAM, N.C.	8:00 P.M.	ACCN
Jan. 19	Sun	at Clemson*	Clemson, S.C.	12:00 p.m.	ESPNU
Jan. 23	Thu	at Syracuse*	Syracuse, N.Y.	8:00 p.m.	ACCN
JAN. 26	SUN	GEORGIA TECH*	DURHAM, N.C.	2:00 P.M.	ACCNX
FEB. 2	SUN	NC STATE*	DURHAM, N.C.	2:00 P.M.	ACCNX
FEB. 6	THU	NORTH CAROLINA*	DURHAM, N.C.	6:00 P.M.	ACCN
Feb. 9	Sun	at Miami*	Coral Gables, Fla.	2:00 p.m.	ESPN2/ACCN
Feb. 13	Thu	at Pitt*	Pittsburgh, Pa.	6:00 p.m.	ACCN
FEB. 16	SUN	FLORIDA STATE*	DURHAM, N.C.	1:00 P.M.	ESPN2/ACCN
FEB. 20	THU	VIRGINIA*	DURHAM, N.C.	7:00 P.M.	ACCNX
Feb. 24	Mon	at NC State*	Raleigh, N.C.	7:00 p.m.	ESPN2
Feb. 27	Thu	at Virginia Tech*	Blacksburg, Va.	7:00 p.m.	ACCNX
Mar. 1	Sun	at North Carolina*	Chapel Hill, N.C.	2:00 p.m.	ESPN2/ACCN

ACC Tournament

Mar. 4-8	Wed-Sun	ACC Tournament	Greensboro, N.C.	TBA	
----------	---------	----------------	------------------	-----	--

NCAA Tournament

Mar. 20-23	Fri-Mon	NCAA First & Second Rounds	TBA	TBA	
Mar. 27-30	Fri-Mon	NCAA Regionals	TBA	TBA	
Apr. 3-5	Fri-Sun	NCAA Final Four	New Orleans, La.	TBA	

* Denotes ACC contest; Home games in **BOLD ALL CAPS**; RSN - Regional Sports Network; ACCNX - ACC Network Extra; All Game times are Eastern Time Zone and subject to change

