



**DUKE UNIVERSITY
WOMEN'S BASKETBALL
MEDIA GUIDE**

2010-11

2010-11 Duke Radio/Television Roster



3 - Shay Selby
G • JR • 5-9
Cleveland, Ohio
(Regina)



4 - Chloé Wells
G • FR • 5-7
Colton, Calif.
(A.B. Miller/Apex)



5 - Jasmine Thomas
G • SR • 5-9
Fairfax, Va.
(Oakton)



12 - Chelsea Gray
G • FR • 5-11
Stockton, Calif.
(St. Mary's)



13 - Karima Christmas
G/F • SR • 6-0
Houston, Texas
(J. Frank Dobie)



15 - Richa Jackson
F • FR • 6-0
Midwest City, Okla.
(Midwest City)



24 - Kathleen Scheer
G/F • JR • 6-2
New Haven, Mo.
(New Haven)



32 - Tricia Liston
G • FR • 6-1
River Forest, Ill.
(Fenwick)



33 - Haley Peters
G/F • FR • 6-3
Red Bank, N.J.
(The Peddie School)



34 - Krystal Thomas
C • SR • 6-5
Orlando, Fla.
(First Academy)



43 - Allison Vernerey
C • SO • 6-5
Alsace, France
(Mulhouse)



51 - Janeé Johnson
F • SO • 6-1
Matthews, N.C.
(Providence Day School)



Joanne P. McCallie
Head Coach
4th Season at Duke



Al Brown
Assistant Coach
4th Season at Duke



Samantha Williams
Assistant Coach
4th Season at Duke



Trisha Stafford-Odom
Assistant Coach
2nd Season at Duke

Table of Contents

► **Media Information2-16**
 Media Information 2
 Duke Sports Information 3
 Media Outlets 4
 2010-11 Schedule 5
 2010-11 Roster 6
 Squad Breakdown 7
 Duke Quick Facts 7
 Radio/Television Roster 8
 Opponent Quick Facts 9-13
 2011 ACC Tournament 14
 NCAA Tournament Information 15
 2011 NCAA Tournament Bracket 16

► **Meet the Blue Devils18-34**
 Karima Christmas 18-19
 Jasmine Thomas 20-22
 Krystal Thomas 23-25
 Kathleen Scheer 26-27
 Shay Selby 28-29
 Allison Vernerey 30-31
 Janeé Johnson 32
 Chelsea Gray 32
 Richa Jackson 33
 Tricia Liston 33
 Haley Peters 34
 Chloé Wells 34

► **The Staff36-51**
 Head Coach Joanne P. McCallie 36-39
 Coach P Versus the Opponents 40-42
 Assistant Coach Al Brown 43
 Assistant Coach Samantha Williams 44
 Assistant Coach Trisha Stafford-Odom 45
 The Support Staff 46-50
 Vice President & Director of Athletics 51
 Senior Administration 52

► **Season Review54-66**
 2009-10 Season Review 54-57
 Season Honors 57
 Season Results, Statistics and Miscellaneous Statistics 58-60
 Box Scores 61-66

► **Duke Tradition68-80**
 Honors/Awards 68-72
 Letterwinners 73
 Year-by-Year Coaching Staffs 74
 Retired Jerseys 75
 All-Time Jersey Numbers 76
 Duke in the ACC Tournament & WNIT 77
 Duke in the NCAA Tournament 78
 In-Season Tournament Results 79
 Duke in the National Rankings 80
 Duke in the WNBA 81
 International Hoops 82

► **The Record Book84-114**
 Team Records 84
 Individual Records 85
 Single Game Records 86
 Season Records 87
 Career Records 88-89
 Freshman Records 90
 Cameron Indoor Stadium Records 91
 Cameron Indoor Stadium Attendance and Year-by-Year 92
 Duke's NCAA Tournament Records 93-94
 1,000-Point Scorers 95-98
 Year-by-Year Leaders 99
 All-Time Player Statistics 100-114

► **All-Time Results116-134**
 Year-by-Year Results 116-122
 Duke's 100-Point Games 122
 Duke Year-by-Year 123
 Duke Versus Ranked Opponents 124-125
 All-Time Series Results 126-133
 Duke Versus the Conferences 134

Women's Basketball Contact

Information about the 2010-11 Duke University women's basketball team will be coordinated by Associate Sports Information Director **Lindy Brown**. All interview requests for student-athletes and coaches should be made to Lindy Brown at (919) 684-2664 or lbrown@duaa.duke.edu.

Twitter

For the latest updates on Duke women's basketball make sure you follow "DukeWBBSID" on Twitter. Just head to <https://twitter.com/DukeWBBSID> and sign up now for free. Fans can also follow Head Coach Joanne P. McCallie by following CoachPDuke as well. On Duke's Twitter page, you will find behind-the-scenes information, pictures, chances to win free prizes and other information you won't find anywhere else.

Facebook

"Like" the Duke Women's Basketball fan page on Facebook. There you will find a schedule, results, photos, links to articles, videos and much more. Sign up now as it is free so you don't miss the latest happenings with Duke women's basketball. If you do not have a Facebook account, just go to www.facebook.com and sign up today.

Credits

The 2010-11 Duke Women's Basketball Media Guide is a publication of the Duke Sports Information Office.

Editor: Lindy Brown, Associate SID

Editorial Contributors: Jack Jamieson, David Henshall, Alexa Farmer, Duke Sports Information Student Assistants

Photography: Jon Gardiner, Duke Photography

Printing: Riverside Printing; Rocky Mount, N.C.

Media Information

The 2010-11 edition of the Duke University women's basketball guide has been published to provide pertinent information concerning Blue Devil basketball and to assist the media in its continuing coverage of Duke women's basketball.

Services

The Duke Sports Information staff will provide programs, pregame notes and statistics, halftime and final box scores, game play-by-play, postgame notes and postgame quotes to all credentialed media. Statistics will be distributed at halftime and following the game. Phones will be available for the working press located in the Sports Information Office in 115 Cameron Indoor Stadium. The fax number is (919) 684-2489. Wireless access will be available with the username and password posted in the media room.

Email

The Duke Sports Information Office has the capability to send out releases via email. If you would like to receive Duke women's basketball information through this channel, please call or email Associate SID Lindy Brown at (919) 684-2664 or lbrown@duaa.duke.edu.

Coach & Player Interviews

Duke Head Coach Joanne P. McCallie is generally available in the mornings and after practice in the early evenings. Player interviews during the week must be arranged through the Sports Information Office by calling Lindy Brown at (919) 684-2664. Phone interviews with out-of-town media can also be arranged. All interview requests should be made at least one day in advance and the best time for interviews is generally before or after practice.

Ticket Information

Tickets to Duke women's basketball games can be purchased through the Duke Ticket Office by calling (919) 681-2583 or (877) 375-3853. Tickets can also be purchased online at www.GoDuke.com.

Credentials

All media and photographers attending Duke basketball home games must wear proper media credentials. Requests for credentials should be made in advance by mail, email or fax on company stationery and directed to Associate Sports Information Director Lindy Brown. Duke reserves the right to refuse any credential request deemed not to be in the best interest of the University.

Facilities

All home Blue Devil basketball games are played at Cameron Indoor Stadium, located at the end of Whitford Drive across from Wallace Wade Stadium. Cameron Indoor Stadium can also be reached from Towerview Road.

Parking

Parking for the media is available for home contests. Working press can request parking passes from Associate Sports Information Director Lindy Brown. All requests should be made in advance by mail, email or fax.

Media Accommodations

During the game, media will be seated at tables located on the floor level on the west side of Cameron Indoor Stadium. Media guides, notes and statistics, as well as work areas, are located in the Bill Brill Media Room on the north side of Cameron. The room will be open prior to the game, at halftime and after the game for postgame interviews.

Working Media Filing Space

Print and electronic media planning to file postgame reports will work in the media room in Cameron Indoor Stadium. The work area has 10 phone lines available for local, charge card, toll free and collect calls only. Space is limited and is on a first-come, first-serve basis. Wireless internet service is also available in Cameron Indoor Stadium. The username and password will be posted in the press room for each contest.

Radio Information

The radio broadcast booths are located on the east side of the stadium and are suspended from the ceiling. Access to the booths is through section seven off the upper concourse. One phone line with voice coupler and one business phone line will be provided by Duke free of charge to the visiting radio network as designated by that school's sports information office. ACC institutions will have Switch 56 capabilities at their site. Additional lines must be ordered directly from Tony Williams, Duke Tel-Com, at (919) 660-7221.

Post-Game Policies

Duke Head Coach Joanne P. McCallie and selected players will participate in a postgame press conference in Cameron Indoor Stadium's media room immediately after all games. Opposing head coaches and players will also be available for postgame interviews in the same room. Towards the end of the game a representative of the Duke Sports Information Office will poll the media to find out whom they would like to interview after the contest.

Sports Information

The Duke Sports Information Office is located in room 115 at Cameron Indoor Stadium. The phone number, fax number and mailing address are as follows: Duke University Sports Information; 115 Cameron Indoor Stadium; Box 90557, Durham, N.C. 27708; Phone: (919) 684-2633; Fax: (919) 684-2489.

Duke Radio Network

The Duke Radio Network provides coverage for the Blue Devils during the season on WDNC-AM 620 in Durham, N.C. Steve Barnes is in his 12th year as the voice of the Blue Devils with Morgan Patrick entering his third campaign doing the color. The Duke Radio Network is operated by Moore Productions of Durham.

www.theACC.com

Keep up with ACC women's basketball through the conference's web site at www.theACC.com. League standings, statistics and releases are posted on the site, which also includes links to all other ACC schools.

Lindsey Rogers, Associate Director of Media Relations

ACC Media Relations Office
 (336) 851-6062 (office)
 (336) 854-8797 (fax)
lrogers@theacc.com

GoDuke.com

For unparalleled coverage of Blue Devil women's basketball and the entire intercollegiate athletics department at Duke, access the world wide web at GoDuke.com. The official site of Duke athletics features the latest technological advances, plus in-depth coverage of Duke players, coaches and staff.

Duke fans will also get the latest media notes, player biographies and happenings of the Duke women's basketball program. In addition, player chats, audio, video, press conferences and blogs can be accessed. Get inside Duke Basketball with GoDuke.com.

All Duke women's basketball games not televised in Cameron Indoor Stadium will be aired live on GoDuke.com via Duke Inside Access.

One of the first ".com" websites for college athletics in the country, GoDuke.com has consistently led the way and been ranked one of the top websites in the country over the past several years.

**Art Chase**Sports Information
Director**Lindy Brown**Associate Sports
Information Director**Matt Plizga**Associate Sports
Information Director**Ben Blevins**Assistant Sports
Information Director**Chris Cook**Assistant Sports
Information Director**Meredith Rieder**Assistant Sports
Information Director**Ashley Wolf**Assistant Sports
Information Director**Ned McGraw**Sports Information
Intern**Kristina Morrison**Sports Information
Intern**Duke Sports Information**Room 115
Cameron Indoor Stadium
Durham, N.C. 27708**Phone:** 919-684-2633
Fax: 919-684-2489
Cameron Indoor Stadium Press Box Row: 919-684-6186**Staff Directory****Art Chase** Sports Information Director**Sport Responsibilities:** Football**Alma Mater:** Guilford, 1991**Office:** 919-684-2614**Cell:** 919-599-9820**Joined Duke SID:** August, 2000**Email:** chasea@duaa.duke.edu**Lindy Brown** Associate Sports Information Director**Sport Responsibilities:** Women's Basketball, Women's Golf, Women's Soccer**Alma Mater:** Western Carolina, 1996**Office:** 919-684-2664**Cell:** 919-599-9821**Joined Duke SID:** November, 1999**Email:** lbrown@duaa.duke.edu**Matt Plizga** Associate Sports Information Director**Sport Responsibilities:** Men's Basketball, Men's Golf**Alma Mater:** Penn State Erie - The Behrend College, 1999**Office:** 919-668-1712**Cell:** 919-812-0882**Joined Duke SID:** July, 2001**Email:** plizga@duaa.duke.edu**Ben Blevins** Assistant Sports Information Director**Sport Responsibilities:** Football, Men's Basketball, Men's Tennis**Alma Mater:** Colorado State, 2004**Office:** 919-668-4393**Cell:** 919-812-7146**Joined Duke SID:** August, 2007**Email:** bblevins@duaa.duke.edu**Chris Cook** Assistant Sports Information Director**Sport Responsibilities:** Baseball, Volleyball, Fencing**Alma Mater:** Wofford, 2006**Office:** 919-684-8708**Cell:** 919-812-7141**Joined Duke SID:** July, 2007**Email:** cook@duaa.duke.edu**Meredith Rieder** Assistant Sports Information Director**Sport Responsibilities:** Men's Lacrosse, Men's Soccer, Women's Tennis, Wrestling**Alma Mater:** Denison, 2002**Office:** 919-684-3328**Cell:** 919-812-6741**Joined Duke SID:** August, 2008**Email:** mrieder@duaa.duke.edu**Ashley Wolf** Assistant Sports Information Director**Sport Responsibilities:** Field Hockey, Women's Lacrosse**Alma Mater:** Cornell, 2008**Office:** 919-668-5739**Cell:** 603-325-2225**Joined Duke SID:** August, 2009**Email:** awolf@duaa.duke.edu**Ned McGraw** Sports Information Intern**Sport Responsibilities:** M/W Cross Country, M/W Indoor Track & Field, M/W Outdoor Track & Field**Alma Mater:** Mississippi State, 2010**Office:** 919-684-2633**Cell:** 662-213-2792**Joined Duke SID:** August, 2010**Email:** nmcgraw@duaa.duke.edu**Kristina Morrison** Sports Information Intern**Sport Responsibilities:** M/W Swimming & Diving, Rowing**Alma Mater:** UNC-Wilmington, 2010**Office:** 919-684-2633**Cell:** 704-779-0092**Joined Duke SID:** August, 2010**Email:** kmorrison@duaa.duke.edu

Newspapers

Durham Herald-Sun	Steve Wiseman	(919) 419-6673	swiseman@heraldsun.com	www.herald-sun.com
Raleigh News & Observer	Edward Robinson	(919) 829-4560	edward.robinson@nando.com	www.newsobserver.com
Burlington Times-News	Bob Sutton	(800) 488-0085	bob_sutton@link.freedom.com	www.thetimesnews.com
Chapel Hill News	William Elliott Warnock	(919) 932-8743	chnsports@nando.com	www.chapelhillnews.com
Charlotte Observer	Ron Green Jr.	(704) 358-5125	rgreenjr@charlotteobserver.com	www.charlotte.com/observer
Fayetteville Observer	Dan Wiederer	(910) 486-3530	wiedererd@fayettevillenc.com	www.fayobserver.com
Goldsboro News-Argus	Rudy Coggins, Rob Craig	(919) 739-7842	sportsline@newsargus.com	www.newsargus.com
Greensboro News & Record	Jeff Mills, Ed Hardin	(336) 373-7062	ehardin@news-record.com	www.news-record.com
High Point Enterprise	Benny Phillips	(800) 933-5760	sportsroom@hpe.com	www.hpe.com
Wilmington Star News	Dan Spears	(910) 343-2034	dan.spears@starnewsonline.com	www.starnewsonline.com
Wilson Daily Times	Paul Durham	(800) 849-8811	paul@wilsontimes.com	www.wilsondaily.com
Winston-Salem Journal	Bill Cole, Lenox Rawlings	(336) 727-7321	beecee@mindspring.com	www.journalnow.com
Henderson Daily Dispatch	Eric Robinson	(252) 436-2840	erobinson@hendersondispatch.com	www.hendersondailydispatch.com
South Boston News & Record	Barry HASTings	(434) 572-2928	barryhASTings@verizon.net	www.thenewsrecord.com/

Wire Service

Associated Press	Aaron Beard, Joedy McCreary	(919) 510-8937	abeard@ap.org, jmccreary@ap.org
------------------	-----------------------------	----------------	---------------------------------

Campus Related Newspapers/Magazines

Duke Chronicle	Andy Moore	(919) 684-2663	andy.moore@duke.edu	www.dukechronicle.edu
GoDuke The Magazine	John Roth	(919) 286-1498	jrth@ispsports.com	

Radio Stations

Station Director

WDNC Radio (620 AM)	Dave Shore	(919) 875-9100	adamgold@850thebuzz.com	www.620thebull.com
WPTF Radio (680 AM)	Taylor Zarzour	(919) 878-1724	news@curtismedia.com	www.wptf.com
WCMC Radio (99.9 FM)	Dave Shore	(919) 890-6299	mmaniscalco@999thefan.com	www.wral.com/sports/999thefan

Television Stations

News 14 Carolina	Jim Connors	(919) 882-4230	jim.connors@news14.com	www.news14.com
WNCN-TV (NBC 17)	Penn Holderness	(919) 835-6339	pholderness@wncn.com	www.nbc17.com
WRAL-TV (CBS 5)	Jeff Gravley	(919) 821-8595	sports@wral.com	www.wral.com
WRAZ-TV (Fox 50)	Jeff Gravley	(919) 821-8600	sports@wral.com	www.fox50.com
WTVD-TV (ABC 11)	Mark Armstrong, Joe Mazur	(919) 687-2324	mark.armstrong@abc.com; joe.mazur@abc.com	www.ABC11.com

Internet

DWHoops.com	Rob Clough, Orin Day	(919) 956-2865	DW_Editors@DWHoops.com	www.dwhoops.com
North Carolina Roundball Report	Shawn Farmer		shawn.farmer@northcarolinaroundballreport.com	www.northcarolinaroundballreport.com

Directions To Cameron Indoor Stadium

**From Raleigh/Durham Airport
Via I-40 West**

Exit Highway 147 (Durham Expressway)
Exit Chapel Hill Street (approx. 10 miles)
Right at light on Chapel Hill Street
Proceed to dead end - turn right on Highway 751
Right on Science Drive
Right on Whitford Drive
Cameron on left

From I-85 North

Exit 170 - Highway 751
Right at first light
Go to fourth light (approx. three miles)
Left on Science Drive
Right on Whitford Drive
Cameron on left

From I-85 South

Exit 15-501 Bypass South
On 15-501, Exit Highway 751
Left at light
Go to third light (approx. one mile)
Left on Science Drive
Right on Whitford Drive
Cameron on left

Date		Opponent	Location	Time
OCT. 24	(SUN)	BLUE/WHITE SCRIMMAGE	DURHAM, N.C.	2:00 PM
NOV. 3	(WED)	WINGATE (EXH)	DURHAM, N.C.	7:00 PM
NOV. 7	(SUN)	CARSON-NEWMAN (EXH)	DURHAM, N.C.	2:00 PM
NOV. 13	(SAT)	BRIGHAM YOUNG	DURHAM, N.C.	TBA^
NOV. 15	(MON)	SOUTHERN CALIFORNIA	DURHAM, N.C.	7:00 PM
Nov. 18	(Thur)	at Auburn	Auburn, Ala.	7:00 PM
NOV. 21	(SUN)	WESTERN KENTUCKY	DURHAM, N.C.	2:00 PM
Nov. 24	(Wed)	at Pittsburgh	Pittsburgh, Pa.	7:00 PM
Nov. 27	(Sat)	at Charlotte	Charlotte, N.C.	5:00 PM
Nov. 30	(Tue)	at James Madison	Harrisonburg, Va.	7:00 PM
ACC/Big Ten Challenge				
Dec. 2	(Thur)	at Wisconsin	Madison, Wis.	8:30 PM (BIGTEN)
Jimmy V Classic				
DEC. 6	(MON)	TEXAS A&M	DURHAM, N.C.	7:00 PM (ESPN2)
DEC. 9	(THUR)	ALBANY	DURHAM, N.C.	7:00 PM
Dec. 12	(Sun)	at Oklahoma State	Stillwater, Okla.	2:00 PM
DEC. 21	(TUE)	XAVIER	DURHAM, N.C.	7:00 PM
DEC. 30	(THUR)	TEMPLE	DURHAM, N.C.	7:00 PM
JAN. 4	(TUE)	KENTUCKY	DURHAM, N.C.	7:00 PM (ESPNU)
JAN. 6	(THUR)	MARYLAND	DURHAM, N.C.	7:00 PM (RSN)
Jan. 14	(Fri)	at Florida State	Tallahassee, Fla.	6:30 PM (RSN)
Jan. 16	(Sun)	at Virginia Tech	Blacksburg, Va.	2:00 PM
JAN. 21	(FRI)	GEORGIA TECH	DURHAM, N.C.	6:30 PM (RSN)
Jan. 23	(Sun)	at N.C. State	Raleigh, N.C.	5:00 PM (FSN)
JAN. 26	(WED)	CLEMSON	DURHAM, N.C.	7:00 PM
Jan. 31	(Mon)	at Connecticut	Storrs, Conn.	7:00 PM (ESPN2)
FEB. 3	(THUR)	MIAMI	DURHAM, N.C.	7:00 PM
Feb. 7	(Mon)	at North Carolina	Chapel Hill, N.C.	7:00 PM (ESPN2)
Feb. 11	(Fri)	at Wake Forest	Winston-Salem, N.C.	8:30 PM (RSN)
FEB. 13	(SUN)	BOSTON COLLEGE	DURHAM, N.C.	2:00 PM
Feb. 17	(Thur)	at Maryland	College Park, Md.	7:30 PM
FEB. 20	(SUN)	VIRGINIA TECH	DURHAM, N.C.	12:00 PM
Feb. 24	(Thur)	at Virginia	Charlottesville, Va.	7:00 PM
FEB. 27	(SUN)	NORTH CAROLINA	DURHAM, N.C.	5:00 PM (FSN)
March 3-6	(Thur-Sun)	at ACC Tournament	Greensboro, N.C.	TBA
MARCH 19, 21	(SAT/MON)	NCAA TOURNAMENT 1ST/2ND ROUNDS	DURHAM, N.C.	TBA (ESPN)
March 26-29	(Sat-Tue)	NCAA Tournament Regionals	TBA	TBA (ESPN)
April 3, 5	(Sun/Tue)	NCAA Final Four	Indianapolis, Ind.	TBA (ESPN)

^ - Due to Duke Football home contest on the same day, the game time is expected released 10 days prior to the game

* - Denotes ACC Contest All game times are EST BOLD/CAPS Home Games

RSN - Denotes Regional Sports Network -- FSN South, ComcAST Sports Net, SunSports, New England Sports Network

FSN - Denotes Fox Sports Net BIGTEN - Denotes Big Ten Network

Numerical

No.	Name	Ht.	Yr.	Pos.	Exp.	Hometown (High School/LAST School)
3	Shay Selby	5-9	Jr.	G	2V	Cleveland, Ohio (Regina)
4	Chloé Wells	5-7	Fr.	G	HS	Colton, Calif. (A.B. Miller/Apex)
5	Jasmine Thomas	5-9	Sr.	G	3V	Fairfax, Va. (Oakton)
11	Tricia Liston	6-1	Fr.	G	HS	River Forest, Ill. (Fenwick)
12	Chelsea Gray	5-11	Fr.	G	HS	Stockton, Calif. (St. Mary's)
13	Karima Christmas	6-0	Sr.	G/F	3V	Houston, Texas (J. Frank Dobie)
15	Richa Jackson	6-0	Fr.	F	HS	Midwest City, Okla. (Midwest City)
24	Kathleen Scheer	6-2	Jr.	G/F	2V	New Haven, Mo. (New Haven)
33	Haley Peters	6-3	Fr.	G/F	HS	Red Bank, N.J. (The Peddie School)
34	Krystal Thomas	6-5	Sr.	C	3V	Orlando, Fla. (First Academy)
43	Allison Vernerey	6-5	So.	C	1V	Alsace, France (Mulhouse)
^51	Janeé Johnson	6-1	So.	F	1V	Matthews, N.C. (Providence Day School)

Alphabetical

No.	Name	Ht.	Yr.	Pos.	Exp.	Hometown (High School/LAST School)
13	Karima Christmas	6-0	Sr.	G/F	3V	Houston, Texas (J. Frank Dobie)
12	Chelsea Gray	5-11	Fr.	G	HS	Stockton, Calif. (St. Mary's)
15	Richa Jackson	6-0	Fr.	F	HS	Midwest City, Okla. (Midwest City)
^51	Janeé Johnson	6-1	So.	F	1V	Matthews, N.C. (Providence Day School)
11	Tricia Liston	6-1	Fr.	G	HS	River Forest, Ill. (Fenwick)
33	Haley Peters	6-3	Fr.	G/F	HS	Red Bank, N.J. (The Peddie School)
24	Kathleen Scheer	6-2	Jr.	G/F	2V	New Haven, Mo. (New Haven)
3	Shay Selby	5-9	Jr.	G	2V	Cleveland, Ohio (Regina)
5	Jasmine Thomas	5-9	Sr.	G	3V	Fairfax, Va. (Oakton)
34	Krystal Thomas	6-5	Sr.	C	3V	Orlando, Fla. (First Academy)
43	Allison Vernerey	6-5	So.	C	1V	Alsace, France (Mulhouse)
4	Chloé Wells	5-7	Fr.	G	HS	Colton, Calif. (A.B. Miller/Apex)

^ Redshirted the 2009-10 season

Head Coach: Joanne P. McCallie (Northwestern, '87)

Assistant Coaches: Al Brown (Purdue, '64), Samantha Williams (Auburn, '96), Trisha Stafford-Odom (California, '92)

Director of Basketball Operations: Kate Senger (Michigan State, '04)

Video Coordinator: Lauren Rice (Duke '00)

Assistant Director of Basketball Operations: Kevin Lehman (Michigan State, '07)

Director of Marketing/Assistant Director of Basketball Operations: Sarah Smoak (Lynchburg College, '06)

Assistant to the Head Coach/External Relations: Bobby Sorrell

Athletic Trainer: Summer McKeenan (Utah State, '98)

Sports Information Contact: Lindy Brown (Western Carolina, '96)

Pronunciation Guide

Chloé Wells
KLOH - ee

Richa Jackson
Ruh - shay

Allison Vernerey
VAIR - ner - ray

Karima Christmas
ka - REE - mah

Joanne P. McCallie
mc - CAW - lee

By Position

Centers	Krystal Thomas
.....	Allison Vernerey
Forward	Richa Jackson
.....	Janeé Johnson
Guards/Forwards	Karima Christmas
.....	Haley Peters
.....	Kathleen Scheer
Guards	Chelsea Gray
.....	Tricia Liston
.....	Shay Selby
.....	Jasmine Thomas
.....	Chloé Wells

By Class

Seniors	3
Juniors	2
Sophomores	2
Freshmen	5

By State

California	2
Florida	1
Illinois	1
Missouri	1
New Jersey	1
North Carolina	1
Ohio	1
Oklahoma	1
Texas	1
Virginia	1

By Country

United States	11
France	1

By Height

6-5	2
6-3	1
6-2	1
6-1	2
6-0	2
5-11	1
5-9	2
5-7	1

By Major

Psychology	Krystal Thomas
Sociology	Karima Christmas
.....	Jasmine Thomas
.....	Kathleen Scheer
.....	Shay Selby
<i>Others are undecided</i>	

Duke Quick Facts

General Information

Location	Durham, N.C.
Founded	1838, Trinity College
Enrollment	6,400
Nickname	Blue Devils
Colors	Duke Blue & White
Arena Name	Cameron Indoor Stadium
Capacity	9,314
Affiliation	NCAA Division I
Conference	Atlantic CoAST
President	Dr. Richard H. Brodhead
Vice President & Director of Athletics	Kevin White
Assoc. Director of Athletics/SWA	Jacki Silar
Athletic Dept. Phone	(919) 684-2120
Ticket Office Phone	(919) 681-BLUE
Press Row Phone	(919) 684-6186

History

First Year of Basketball	1975-76
All-Time Record	693-336 (.674) - 34 Years
NCAA Appearances/LAST	17/2010
LAST Postseason Opp.	Baylor
Result	Lost to Baylor, 51-48 - NCAA Elite Eight

Coaching Staff

Head Coach	Joanne P. McCallie
Alma Mater	Northwestern, '87
Record at Duke (Years)	82-22 (3)
ACC Record	33-9 (3)
Career Record (Years)	398-170 (18)
Assistant Coaches	Al Brown, Samantha Williams, Trisha Stafford-Odom
Director of Basketball Operations	Kate Senger
Assistant to the Head Coach/External Relations	Bobby Sorrell
Video Coordinator	Lauren Rice
Director of Marketing/Assistant Dir. of Operations	Sarah Smoak
Assistant Director of Basketball Operations	Kevin Lehman
Athletic Trainer	Summer McKeehan
Academic Coordinator	Heather Ryan
Strength & Conditioning Coordinator	William Stephens
Basketball Office Phone	(919) 613-7565

Team Information

2009-10 Record	30-6
2009-10 ACC Record (Finish)	12-2 (T1st)
Final Ranking	No. 6 (AP), No. 6 (USA Today/ESPN)
Starters Returning/Lost	3/2
Letterwinners Returning/Lost	6/5

Sports Information

Director	Art Chase
Associate SID (Women's Basketball)	Lindy Brown
Office Phone	(919) 684-2664
Office Fax	(919) 684-2489
Cell Phone	(919) 599-9821
Email Address	lbrown@duaa.duke.edu
Website	www.GoDuke.com
Twitter	http://twitter.com/DukeWBBSID;
.....	http://twitter.com/CoachPDuke
Facebook	http://www.facebook.com/ - search Duke Women's Basketball



3 - Shay Selby
G • JR • 5-9
Cleveland, Ohio
(Regina)



4 - Chloé Wells
G • FR • 5-7
Colton, Calif.
(A.B. Miller/Apex)



5 - Jasmine Thomas
G • SR • 5-9
Fairfax, Va.
(Oakton)



12 - Chelsea Gray
G • FR • 5-11
Stockton, Calif.
(St. Mary's)



13 - Karima Christmas
G/F • SR • 6-0
Houston, Texas
(J. Frank Dobie)



15 - Richa Jackson
F • FR • 6-0
Midwest City, Okla.
(Midwest City)



24 - Kathleen Scheer
G/F • JR • 6-2
New Haven, Mo.
(New Haven)



32 - Tricia Liston
G • FR • 6-1
River Forest, Ill.
(Fenwick)



33 - Haley Peters
G/F • FR • 6-3
Red Bank, N.J.
(The Peddie School)



34 - Krystal Thomas
C • SR • 6-5
Orlando, Fla.
(First Academy)



43 - Allison Vernerey
C • SO • 6-5
Alsace, France
(Mulhouse)



51 - Janeé Johnson
F • SO • 6-1
Matthews, N.C.
(Providence Day School)



Joanne P. McCallie
Head Coach
4th Season at Duke



Al Brown
Assistant Coach
4th Season at Duke



Samantha Williams
Assistant Coach
4th Season at Duke



Trisha Stafford-Odom
Assistant Coach
2nd Season at Duke

Connecticut

University Facts

Location: Storrs, Conn.
 Founded: 1881
 Enrollment: 28,481
 President: Dr. Phillip A. Austin
 Athletics Director: Jeffery A. Hathaway
 Nickname: Huskies
 Colors: Navy & White
 Conference: Big EAST
 Arena (Capacity): Gampel Pavilion(10,167)
 XL Center (16,294)

Basketball Facts

Head Coach: Geno Auriemma
 Record at UConn: 735-122 (25 years)
 Career Record: 735-122 (25 years)
 Assistant Coaches: Chris Dailey, Shea Ralph,
 Marisa Mosely
 2009-2010 Record (Final Ranking): 39-0 (1st)
 Conference Record (Finish): 16-0 (1st)
 2010 Postseason: National Champions
 Letterwinners Returning/Lost: 6/5
 Starters Returning/Lost: 3/2

Sports Information

Women's Basketball SID: Pat McKenna
 Office Phone/Fax: 860-486-2394 / 860-486-5085
 Press Row Phone: 860-486-1888
 Email: patrick.mckenna@uconn.edu
 Web Site: www.uconnhuskies.com

James Madison

University Facts

Location: Harrisonburg, Va.
 Founded: 1908
 Enrollment: 18,971
 President: Dr. Linwood H. Rose
 Athletics Director: Jeff Bourne
 Nickname: Dukes
 Colors: Purple & Gold
 Conference: Colonial Athletic Association
 Arena (Capacity): JMU Convocation Center (7,156)

Basketball Facts

Head Coach: Kenny Brooks
 Record at James Madison: 172-79 (8 years)
 Career Record: 172-79 (8 years)
 Assistant Coaches: Sean O'Regan, Lindsay Smith,
 Jennifer Brown
 2009-2010 Record (Final Ranking): 26-7 (NR)
 Conference Record/Finish: 13-5 (2nd)
 2010 Postseason: NCAA First Round
 Letterwinners Returning/Lost: 9/1
 Starters Returning/Lost: 4/1

Sports Information

Women's Basketball SID: Milla Sue Wisecarver
 Office Phone/Fax: 540-568-6154 / 540-568-3703
 Press Row Phone: 540-568-6710
 Email: wisecams@jmu.edu
 Web Site: www.jmusports.com

Florida State

University Facts

Location: Tallahassee, Fla.
 Founded: 1851
 Enrollment: 40,255
 President: Dr. Eric J. Barron
 Athletics Director: Randy Spetman
 Nickname: Seminoles
 Colors: Garnet & Gold
 Conference: Atlantic CoAST
 Arena (Capacity): Donald L. Tucker Center (12,100)

Basketball Facts

Head Coach: Sue Semrau
 Record at Florida State: 233-166 (13 years)
 Career Record: 233-166 (13 years)
 Assistant Coaches: Cori Close, Lance White,
 Angie Johnson
 2009-2010 Record (Final Ranking): 28-6 (11th)
 Conference Record/Finish: 12-2 (T1st)
 2010 Postseason: NCAA Elite Eight
 Letterwinners Returning/Lost: 7/4
 Starters Returning/Lost: 2/3

Sports Information

Women's Basketball SID: Brandon Mellor
 Office Phone/Fax: 850-645-7683 / 850-644-3820
 Press Row Phone: 850-224-8790
 Email: bmellor@fsu.edu
 Web Site: www.seminoles.com

Kentucky

University Facts

Location: Lexington, Ky.
 Founded: 1865
 Enrollment: 27,000
 President: Dr. Lee T. Todd, Jr.
 Athletics Director: Mitch Barnhart
 Nickname: Wildcats
 Colors: Blue & White
 Conference: SoutheASTern
 Arena (Capacity): Memorial Coliseum (8,500)

Basketball Facts

Head Coach: Matthew Mitchell
 Record at Kentucky: 61-40 (3 years)
 Career Record: 91-69 (5 years)
 Assistant Coaches: Kyra Elzy, Matt Insell,
 Shalon Pillow
 2009-2010 Record (Final Ranking): 28-8 (NR)
 Conference Record/Finish: 11-5 (2nd)
 2010 Postseason: NCAA Elite Eight
 Letterwinners Returning/Lost: 7/3
 Starters Returning/Lost: 4/1

Sports Information

Women's Basketball SID: Susan Lax
 Office Phone/Fax: 859-257-8420 / 859-323-4310
 Press Row Phone: 859-323-5900
 Email: slax0@uky.edu
 Web Site: www.ukathletics.com

Georgia Tech

University Facts

Location: Atlanta, Ga.
 Founded: 1885
 Enrollment: 19,393
 President: Dr. G.P. "Bud" Peterson
 Athletics Director: Dan Radakovich
 Nickname: Yellow Jackets, Rambling Wreck
 Colors: Old Gold & White
 Conference: Atlantic CoAST
 Arena (Capacity): Alexander Memorial Coliseum (9,191)

Basketball Facts

Head Coach: MaChelle Joseph
 Record at Georgia Tech: 106-76 (6 years)
 Career Record: 106-76 (6 years)
 Assistant Coaches: Teri Moren, Gene Hill,
 Octavia Blue
 2009-2010 Record (Final Ranking): 23-10 (NR)
 Conference Record (Finish): 8-6 (4th)
 2010 Postseason: NCAA First Round
 Letterwinners Returning/Lost: 10/2
 Starters Returning/Lost: 4/1

Sports Information

Women's Basketball SID: Marcus Dittmer
 Office Phone/Fax: 404-894-5445 / 404-894-1248
 Press Row Phone: 404-894-5458
 Email: mdittmer@athletics.gatech.edu
 Web Site: www.ramblinwreck.com

Maryland

University Facts

Location: College Park, Md.
 Founded: 1856
 Enrollment: 37,000
 President: Dr. C.D. Mote, Jr.
 Athletics Director: Randy Eaton
 Nickname: Terrapins, Terps
 Colors: Red, White, Black & Gold
 Conference: Atlantic CoAST
 Arena (Capacity): ComCAST Center (17,950)

Basketball Facts

Head Coach: Brenda Frese
 Record at Maryland: 197-73 (8 years)
 Career Record: 254-103 (11 years)
 Assistant Coaches: Tina Langley, Marlin Chinn,
 David Adkins
 2009-2010 Record (Final Ranking): 21-13 (NR)
 Conference Record/Finish: 5-9 (9th)
 2010 Postseason: WNIT Third Round
 Letterwinners Returning/Lost: 8/2
 Starters Returning/Lost: 4/1

Sports Information

Women's Basketball SID: Rose DiPaula
 Office Phone/Fax: 301-314-1482 / 301-314-9094
 Press Row Phone: 301-314-8624
 Email: rdipaula@umd.edu
 Web Site: www.umterps.com

Temple

University Facts

Location: Philadelphia, Pa.
 Founded: 1884
 Enrollment: 37,000
 President: Dr. Ann Weaver Hart
 Athletics Director: Bill Bradshaw
 Nickname: Owls
 Colors: Cherry & White
 Conference: Atlantic 10
 Arena (Capacity): Liacouras Center (10,206)
 McGonigle Hall (3, 900)

Basketball Facts

Head Coach: Tonya Cardoza
 Record at Temple: 46-19 (3 years)
 Career Record: 46-19 (3 years)
 Assistant Coaches: Waynetta Veney, Dan Durkin,
 Willnett Crockett
 2009-2010 Record (Final Ranking): 25-9 (NR)
 Conference Record (Finish): 11-3 (2nd)
 2010 Postseason: NCAA Second Round
 Letterwinners Returning/Lost: 6/3
 Starters Returning/Lost: 3/2

Sports Information

Women's Basketball SID: Karen Auerbach
 Office Phone/Fax: 215-204-3850 / 215-204-7499
 Press Row Phone: 215-204-7445
 Email: kauerbach@temple.edu
 Web Site: www.owlssports.com

Virginia Tech

University Facts

Location: Blacksburg, Va.
 Founded: 1872
 Enrollment: 31,000
 President: Dr. Charles Steger
 Athletics Director: Jim Weaver
 Nickname: Hokies
 Colors: Chicago Maroon & Burnt Orange
 Conference: Atlantic CoAST
 Arena (Capacity): Cassell Coliseum (9,847)

Basketball Facts

Head Coach: Ben Dunkenberger
 Record at Virginia Tech: 99-85 (7 years)
 Career Record: 164-135 (11 years)
 Assistant Coaches: Shellie Greenman,
 Stacey Cantley, Angela Crosby
 2009-2010 Record (Final Ranking): 15-15 (NR)
 Conference Record/Finish: 4-10 (10th)
 2010 Postseason: None
 Letterwinners Returning/Lost: 10/3
 Starters Returning/Lost: 3/2

Sports Information

Women's Basketball SID: Torye Hurst
 Office Phone/Fax: 540-231-8823 / 540-231-6984
 Press Row Phone: 540-231-3048
 Email: tohurst@vt.edu
 Web Site: www.hokiesports.com

Texas A&M

University Facts

Location: College Station, Texas
 Founded: 1872
 Enrollment: 48,702
 President: Dr. R. Bowen Loftin
 Athletics Director: Bill Byrne
 Nickname: Aggies
 Colors: Maroon & White
 Conference: Big 12
 Arena (Capacity): Reed Arena (12,292)

Basketball Facts

Head Coach: Gary Blair
 Record at Texas A & M: 155-74 (7 years)
 Career Record: 563-237 (25 years)
 Assistant Coaches: Vic Schaefer, Kelly Bond,
 Johnnie Harris
 2009-2010 Record (Final Ranking): 26-8 (9th/14th)
 Conference Record/Finish: 10-6 (4th)
 2010 Postseason: NCAA Second Round
 Letterwinners Returning/Lost: 12/4
 Starters Returning/Lost: 3/2

Sports Information

Women's Basketball SID: Deanna Werner
 Office Phone/Fax: 979-862-5443 / 979-845-6825
 Press Row Phone: 979-862-6944
 Email: dwerner@athletics.tamu.edu
 Web Site: www.aggieathletics.com

Wake Forest

University Facts

Location: Winston-Salem, N.C.
 Founded: 1834
 Enrollment: 4,569
 President: Dr. Nathan O. Hatch
 Athletics Director: Ron Wellman
 Nickname: Demon Deacons
 Colors: Old Gold & Black
 Conference: Atlantic CoAST
 Arena (Capacity): Lawrence Joel Memorial Coliseum (14,665)

Basketball Facts

Head Coach: Mike Petersen
 Record at Wake Forest: 90-92 (7 years)
 Career Record: 278-219 (18 years)
 Assistant Coaches: Natasha Adair, Bob Clark,
 Candice Jackson
 2009-2010 Record (Final Ranking): 18-14 (NR)
 Conference Record/Finish: 7-7 (5th)
 2010 Postseason: WNIT First Round
 Letterwinners Returning/Lost: 10/4
 Starters Returning/Lost: 4/1

Sports Information

Women's Basketball SID: Gary Petit
 Office Phone/Fax: 336-758-5640 / 336-758-5140
 Press Row Phone: 336-727-2945
 Email: petitgm@wfu.edu
 Web Site: www.wakeforestsports.com

Virginia

University Facts

Location: Charlottesville, Va.
 Founded: 1819
 Enrollment: 20,895
 President: Teresa Sullivan
 Athletics Director: Craig Littlepage
 Nickname: Cavaliers, Wahoons, 'Hoos
 Colors: Navy & Orange
 Conference: Atlantic CoAST
 Arena (Capacity): John Paul Jones Arena (14,593)

Basketball Facts

Head Coach: Debbie Ryan
 Record at Virginia: 720-308 (34 years)
 Career Record: 720-308 (34 years)
 Assistant Coaches: Tim Taylor, Angel Elderkin,
 Wendy Palmer
 2009-2010 Record (Final Ranking): 21-10 (NR)
 Conference Record (Finish): 9-5 (3rd)
 2010 Postseason: NCAA First Round
 Letterwinners Returning/Lost: 10/1
 Starters Returning/Lost: 4/1

Sports Information

Women's Basketball SID: Amy Mulligan
 Office Phone/Fax: 434-982-5534 / 434-982-5525
 Press Row Phone: 434-296-5910
 Email: amulligan@virginia.edu
 Web Site: www.virginiasports.com

Western Kentucky

University Facts

Location: Bowling Green, Ky.
 Founded: 1906
 Enrollment: 20,885
 President: Dr. Gary Ransdell
 Athletics Director: Ross Bjork
 Nickname: Lady Toppers
 Colors: Red & White
 Conference: Sun Belt
 Arena (Capacity): E.A. Diddle Arena (7,326)

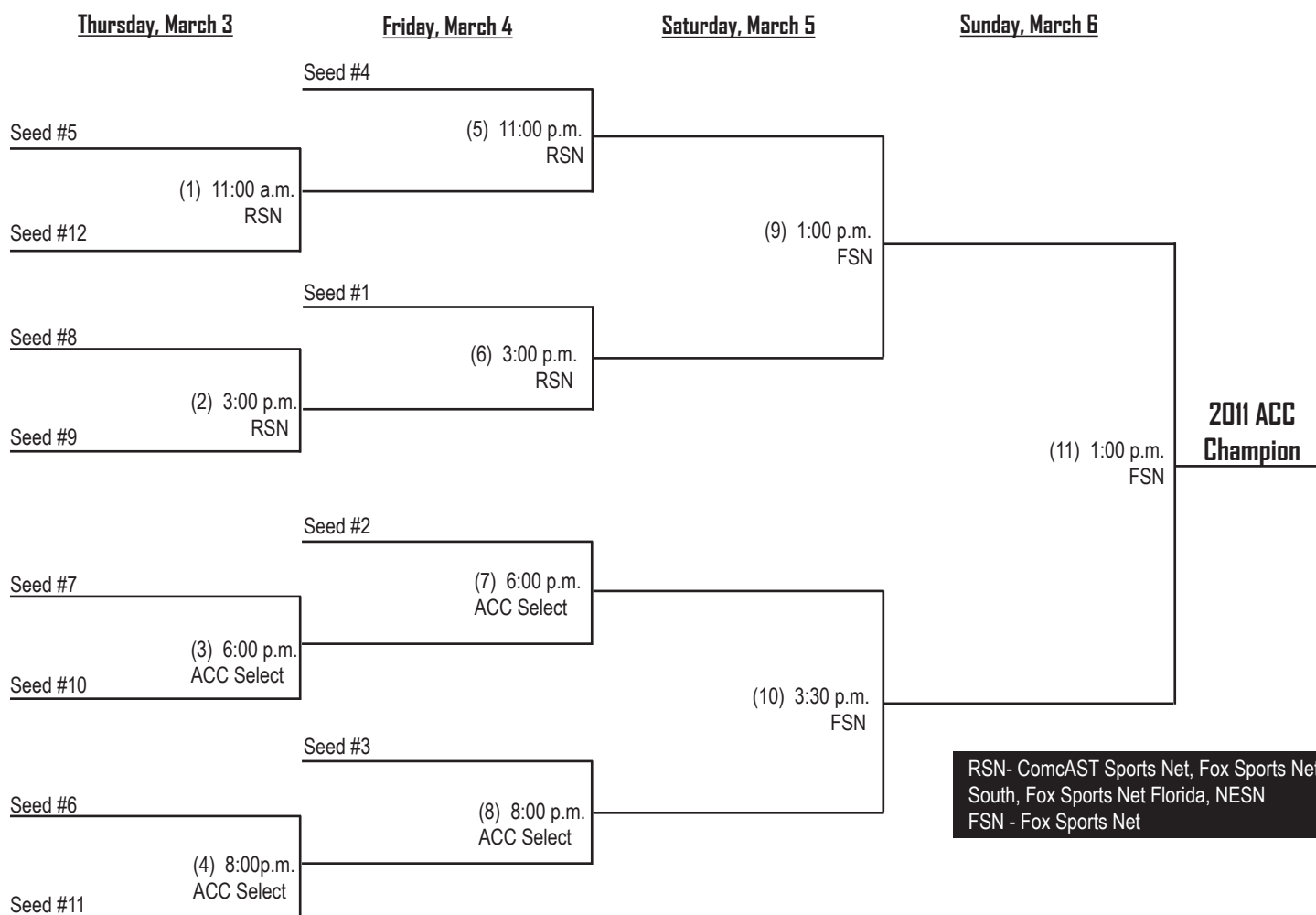
Basketball Facts

Head Coach: Mary Taylor Cowles
 Record at WKU: 175-81 (9 years)
 Career Record: 175-81 (9 years)
 Assistant Coaches: David Graves, Latasha Dorsey,
 Latrice Mclin
 2009-2010 Record (Final Ranking): 21-11 (NR)
 Conference Record/Finish: 14-4 (2nd)
 2010 Postseason: WNIT First Round
 Letterwinners Returning/Lost: 8/3
 Starters Returning/Lost: 2/3

Sports Information

Women's Basketball SID: Chris Glowacki
 Office Phone/Fax: 270-745-5388 / 270-745-3444
 Press Row Phone: 270-745-6941
 Email: chris.glowacki@wku.edu
 Web Site: www.wkusports.com

Thursday, March 3 - Sunday, March 6, 2011
Greensboro, N.C. ■ Greensboro Coliseum (11,126)



ACC Tournament Building History

In the past 33 years of the ACC Women's Basketball Tournament, there have been eight different sites. The inaugural tournament was held in 1978 at University Hall on the campus of the University of Virginia in Charlottesville. The Tournament then moved to Reynolds Coliseum in Raleigh, N.C., in 1979, hosted by North Carolina State University. The University of Maryland's Cole Field House in College Park was the site of the 1980 Tournament, while Clemson University's Littlejohn Coliseum, was home to the 1981 event. It returned to Reynolds Coliseum in 1982.

The Conference Tournament remained in North Carolina from 1983 to 1991, hosted by Fayetteville's Cumberland County Memorial Arena. The Tournament then moved to Winthrop Coliseum in Rock Hill, S.C., for a four-year span (1992-96), until the 1997 Tournament moved to Independence Arena in Charlotte, N.C., which hosted the event for three years. Over the past 11 years, the ACC Women's Basketball Tournament was held in the Greensboro Coliseum, which will also serve as its home through the 2015 Tournament.

2011 Final Four: Conseco Fieldhouse ■ Indianapolis, Ind. April 3 & 5, 2011

2011 NCAA Tournament

First & Second Rounds -

March 19 & 21 and March 20 & 22

The Pit/Bob King Court
Albuquerque, New Mexico (University of New Mexico, host)

Auburn Arena
Auburn, Alabama (Auburn University, host)

John Paul Jones Arena
Charlottesville, Virginia (University of Virginia, host)

Cintas Center
Cincinnati, Ohio (Xavier University, host)

ComCAST Center
College Park, Maryland (University of Maryland, host)

St. John Arena
Columbus, Ohio (Ohio State University, host)

Cameron Indoor Stadium
Durham, North Carolina (Duke University, host)

Thompson-Boling Arena
Knoxville, Tennessee (University of Tennessee, Knoxville, host)

Huntsman Center
Salt Lake City, Utah (University of Utah, host)

CenturyTel Center
Shreveport, Louisiana (Louisiana Tech University, host)

McCarthy Athletic Center
Spokane, Washington (Gonzaga University, host)

Maples Pavilion
Stanford, California (Stanford University, host)

Harry A. Gampel Pavilion
Storrs, Connecticut (University of Connecticut, host)

Bryce Jordan Center
University Park, Pennsylvania (Pennsylvania State University, host)

Ferrell Center
Waco, Texas (Baylor University, host)

INTRUST Bank Arena
Wichita, Kansas (Wichita State University, host)

Regionals -

March 26 & 28

Dayton Regional
University of Dayton Arena
Dayton, Ohio (University of Dayton, host)

Spokane Regional
Spokane Veterans Memorial Arena
Spokane, Washington (Washington State University, host)

March 27 & 29

Philadelphia Regional
The Liacouras Center
Philadelphia, Pennsylvania (Temple University, host)

Dallas Regional
American Airlines Center
Dallas, Texas (Big 12 Conference, host)

Final Four -

Conseco Fieldhouse
Indianapolis, Ind.
April 3 - 7:00/9:30 pm (ESPNHD)

Championship Game -

Conseco Fieldhouse
Indianapolis, Ind.
April 5 - 8:30 pm (ESPNHD)

Future NCAA Women's Final Fours

April 1 & 3, 2012

Pepsi Center - Denver, Colo.

April 7 & 9, 2013

New Orleans Arena - New Orleans, La.

April 6 & 8, 2014

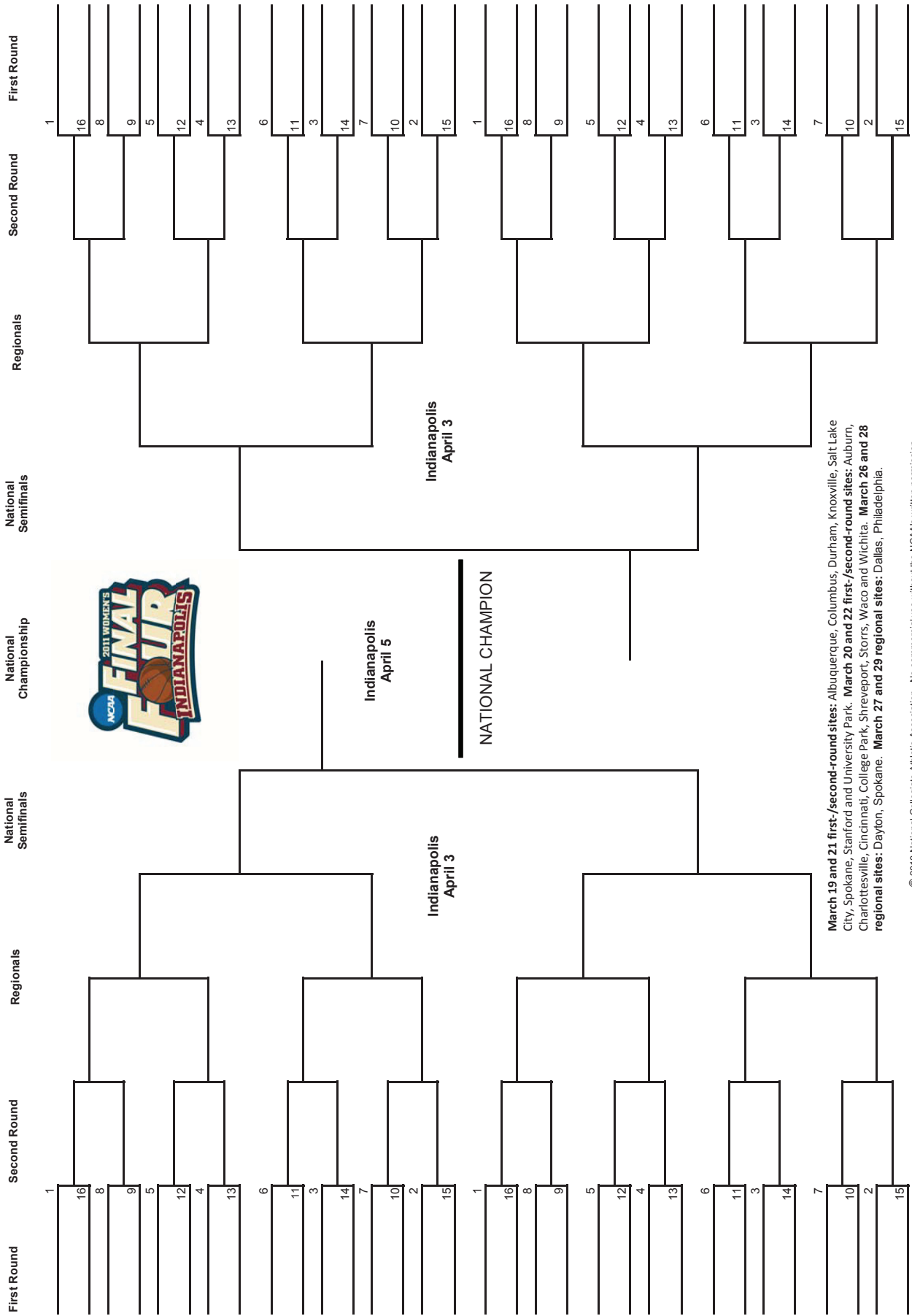
Sommet Center - Nashville, Tenn.

April 5 & 7, 2015

St. Pete Times Forum - Tampa, Fla.

Duke has been selected one of 16 hosts for the 2011 NCAA Tournament first and second rounds. The contests will be played on March 19 & 21 in Cameron Indoor Stadium. The Blue Devils have collected a 17-3 overall record when hosting a NCAA Tournament contest, including winners of 14 in a row.

2011 NCAA® Division I Women's BASKETBALL CHAMPIONSHIP



March 19 and 21 first-/second-round sites: Albuquerque, Columbus, Durham, Knoxville, Salt Lake City, Spokane, Stanford and University Park. **March 20 and 22 first-/second-round sites:** Auburn, Charlottesville, Cincinnati, College Park, Shreveport, Storrs, Waco and Wichita. **March 26 and 28 regional sites:** Dayton, Spokane. **March 27 and 29 regional sites:** Dallas, Philadelphia.

© 2010 National Collegiate Athletic Association. No commercial use without the NCAA's written permission. The NCAA opposes all sports wagering. This bracket should not be used for sweepstakes, contests, office pools or other gambling activities.

Meet the Blue Devils

Karima Christmas	18-19
Jasmine Thomas	20-22
Krystal Thomas.....	23-25
Kathleen Scheer	26-27
Shay Selby	28-29
Allison Vernerey.....	30-31
Janeé Johnson	32
Chelsea Gray.....	32
Richa Jackson	33
Tricia Liston	33
Haley Peters	34
Chloé Wells	34



Karima Christmas

6-0 • Senior • G/F • #13
Houston, Texas
(J. Frank Dobie)

An explosive leaper who plays bigger than her height ... physical rebounder who has expanded her perimeter skills ... a defensive specialist ... one of the strongest players on the Duke squad ... potential All-America candidate.

Career:

After hitting zero three-pointers as a freshman, nailed 17-of-37 from downtown as a sophomore and 24-of-84 as a junior to register a career three-point field goal percentage of 32.3 ... has averaged 4.1 rebounds per contest in her three years ... has played in 98 games, while making 20 starts.

As a Junior (2009-10):

Started 18-of-36 contests on the season, averaging 25.6 minutes per game ... reached double-figure scoring in 18 contests ... Memphis Regional All-Tournament Team honoree ... was selected to the All-ACC Tournament first team ... scored a career-high 25 points, including four treys, in a win over Maryland ... posted her second double-double of the season against Baylor in the NCAA Tournament with 10 points and 12 rebounds ... started three straight games during the ACC Tournament, averaging 13.0 points, 3.7 rebounds and 3.3 steals ... recorded 14 points, seven rebounds and three steals at North Carolina ... grabbed a career-high 14 rebounds against Temple ... tallied 79 steals on the season, tied for 10th on Duke's season charts ... averaged 9.6 points, 5.3 rebounds, 1.5 assists and 2.2 steals with a field goal percentage of 43.1.

As a Sophomore (2008-09):

Earned a starting spot in two of the 33 contests ... averaged 7.5 points, 4.2 rebounds, 1.0 assists and 1.4 steals ... hit 49.4 percent from the field ... had a career game against Miami collecting 21 points, six steals, and hitting three three-pointers ... dished out a career-high four assists against Michigan ... pulled down 13 rebounds versus Michigan State, a career high, in the NCAA Tournament ... missed one game during the ACC schedule due to a concussion ... notched 14 points, nine rebounds and two steals against third-ranked Stanford off the bench ... hit 17-of-37 from three-point land for a 45.9 percentage, which ranks fifth all-time on Duke's season charts.

As a Freshman (2007-08):

Came off the bench in 30 games ... averaged 4.1 points and 2.6 rebounds ... reached the double-figure scoring mark on two occasions against Penn State and N.C. Central ... pulled down a season-high seven boards against Virginia Tech ... hit 52.1 percent of her field goals ... came off the bench to play 16 minutes at North Carolina, while scoring eight points, grabbing four rebounds and blocking one shot ... missed three games midway during the season with a kidney infection.

High School/AAU:

A four-year letterwinner at J. Frank Dobie H.S. under Head Coach Doug Gibson ... 2007 Parade Magazine fourth team All-America ... played in the WBCA H.S. All-America game and scored four points, while pulling down five rebounds ... three-time All-District selection and TABC All-Region honoree ... received two-time All-District 23-5A honors ... MVP of her H.S. squad in 2005 and 2007 ... as a senior, averaged 18.7 points, 9.6 rebounds, 4.1 steals and 3.2 assists ... led her J. Frank Dobie H.S. squad to a 32-7 record her senior year ... three-time Street & Smith's Honorable Mention All-America ... in the final recruiting rankings, was listed 13th by the All-Star Girls Report, 21st by BBALLX.com, 31st by Hoopgurlz and 38th by Blue Star Report ... was sidelined with an injury during her junior campaign as she

averaged 10.8 points, 4.7 rebounds, 2.8 assists and 4.3 steals in eight contests ... End of the Oregon Trail All-Tournament team in 2006 ... named Spring Branch Tournament MVP and to the Texas Invitational All-Tournament team as a junior ... as a sophomore, averaged 13.3 points, 7.4 rebounds, 3.0 steals and 2.7 assists ... earned District MVP honors ... posted averages of 9.8 points, 5.4 rebounds, 1.9 steals and 1.7 assists as a freshman ... earned Newcomer of the Year honors at J. Frank Dobie H.S. in 2004 ... MVP of the Texas Invitational in 2004 ... member of the CY Fair Elite AAU team that placed fifth nationally and was knocked out of the tournament by Duke teammate Jasmine Thomas' team ... a four-year letterwinner in track & field ... finished third in the regional qualifier for the triple jump as a senior and was the district champion in the triple jump ... also lettered in volleyball as a freshman and sophomore ... member of the Superintendent's Student Council.

Personal:

Full name is Karima Brittany Christmas ... born September 11, 1989 in Long Beach, Calif. ... daughter of Byron and Jennita Christmas ... has one brother, David (25), and three sisters, Shelly (28), Krishma (22) and Kristy (11) ... her AAU coaches, Fred and Lola Reed were like second parents ... has a god-brother, Fred Reed, Jr. ... majoring in sociology.

Career Highs

Points	25
at Maryland (2-21-10)	
Rebounds	14
at Temple (12-31-09)	
Offensive Rebounds	7
at Temple (12-31-09)	
Assists	5
at Houston Baptist (11-13-09)	
Blocks	3
at Virginia Tech (2-14-10)	
Steals	6
at Maine (12-21-09)	
vs. Miami (1-9-09)	
Field Goals Made	8
at N.C. State (1-19-09)	
Field Goals Attempted	18
at Stanford (12-15-09)	
Three-Point Field Goals Made	4
vs. Maryland (2-21-10)	
Three-Point Field Goals Attempted	6
at Stanford (12-15-09)	
vs. Maryland (2-21-10)	
Free Throws Made	10
vs. Georgia Tech (3-6-10)	
Free Throws Attempted	13
vs. Georgia Tech (3-6-10)	

2009-10 - Junior Year

	Min	FG-A	3G-A	FT-A	OR/TOT	PF	A	T	B	S	PTS
at HBU	26	4-7	0-2	2-3	4-5	4	5	1	2	3	10
at Texas A&M	27	2-6	0-1	0-0	1-4	2	2	0	0	2	4
Ga. Southern	23	1-7	0-4	0-0	2-4	1	0	1	0	3	2
Charlotte	17	2-4	2-4	0-0	2-3	3	0	2	0	3	6
vs. West. Ky.	20	1-4	0-1	2-2	1-3	4	2	0	0	4	4
vs. Marquette	21	1-5	0-2	0-0	1-3	0	1	0	0	1	2
Ohio State	28	5-9	0-2	0-0	1-3	2	1	2	1	2	10
Southern Cal	23	4-10	0-1	4-6	4-6	0	1	2	0	4	12
at Stanford	30	7-18	2-6	0-0	4-6	4	1	2	0	2	16
James Madison	25	2-9	0-2	3-6	1-8	4	2	1	0	1	7
at Maine	27	7-11	0-1	2-2	4-7	1	3	3	0	6	16
N.C. Central	18	6-7	2-2	1-2	2-5	0	4	1	0	4	15
at Temple	36	6-13	3-5	8-11	7-14	1	1	1	0	3	23
Providence	27	6-8	3-4	0-0	1-3	0	4	1	1	2	15
at Clemson	21	1-6	0-3	4-4	1-4	0	0	1	0	3	6
Wake Forest	28	3-9	0-2	1-2	3-6	3	1	2	2	2	7
at Miami	27	5-8	0-1	2-3	5-7	4	1	1	0	0	12
UConn	28	1-5	0-1	2-4	3-7	1	1	3	0	1	4
Virginia Tech	20	2-4	0-1	0-1	3-4	2	1	1	0	2	4
at Maryland	23	4-8	0-1	0-0	3-5	4	2	1	0	0	8
Florida State	14	1-3	0-1	0-0	1-3	4	0	1	1	2	2
at Boston Col.	28	3-8	1-3	1-2	5-7	4	0	4	2	1	8
UNC	27	3-7	0-1	2-2	3-7	3	3	1	1	1	8
N.C. State	21	1-7	0-2	0-0	0-3	2	3	2	0	0	2
at Virginia Tech	30	6-10	1-3	2-4	3-5	2	3	1	3	2	15
at Georgia Tech	30	3-11	0-3	4-4	2-4	2	1	2	0	3	10
Maryland	31	7-13	4-6	7-8	2-4	1	2	1	1	4	25
Virginia	25	3-7	1-3	2-2	3-6	4	2	0	0	0	9
at UNC	28	4-11	1-3	5-9	4-7	2	0	3	0	3	14
vs. Maryland	33	5-7	0-1	1-3	1-3	4	1	1	0	2	11
vs. Ga. Tech	33	2-8	1-3	10-13	4-6	0	1	0	0	4	15
vs. NC State	25	4-7	3-3	2-4	2-2	4	0	0	0	4	13
Hampton	26	5-9	0-2	3-3	2-5	0	3	1	0	3	13
LSU	31	2-6	0-1	5-5	2-6	3	1	2	0	1	9
vs. SDS	16	0-0	0-0	0-0	0-2	4	0	3	0	1	0
vs. Baylor	29	2-9	0-3	6-8	6-12	1	0	1	2	0	10

2008-09 - Sophomore Year

	Min	FG-A	3G-A	FT-A	OR/TOT	PF	A	T	B	S	PTS
Oklahoma St.	10	2-3	0-0	0-2	3/4	3	0	1	0	0	4
Maine	13	0-2	0-1	0-0	2/3	3	2	0	2	2	0
vs. Hartford	6	0-2	0-0	0-0	0/0	0	0	1	0	1	0
vs. Southern	14	1-3	0-1	5-6	1-4	3	1	0	0	1	7
at Western Ky.	15	2-6	0-0	0-0	1-3	2	2	1	0	0	4
Iowa	12	2-2	0-0	0-0	0-1	0	0	0	0	1	4
Michigan	19	2-3	0-1	0-0	0-4	2	4	1	0	1	4
Stanford	25	5-7	2-2	2-2	4-9	0	1	1	0	2	14
at USC	14	3-5	1-1	2-2	2-5	4	0	2	0	2	9
vs. Siena	16	1-3	0-0	2-4	1-3	1	0	1	0	0	4
Quinnipiac	17	3-5	1-2	0-0	1-3	5	0	2	0	1	7
at Providence	25	1-5	0-0	7-8	3-5	0	2	2	1	3	9
Temple	14	3-5	0-0	0-0	3-4	2	2	0	0	0	6
Miami	29	7-10	3-4	4-6	3-5	0	1	1	0	6	21
Maryland	21	2-4	0-0	0-0	1-1	2	1	1	0	0	4
at Virginia Tech	23	3-4	0-1	3-7	2-3	0	2	2	1	2	9
at N.C. State	33	8-12	1-4	0-1	5-8	0	0	2	0	3	17
Georgia Tech	19	1-1	0-0	4-4	1-4	3	0	1	1	0	6
at Florida St.	30	4-7	0-1	0-1	2-6	2	3	0	0	1	8
Boston College	21	2-5	0-1	1-4	4-6	1	0	3	1	1	5
at Virginia	28	5-8	0-0	8-9	3-5	2	0	1	0	1	18
at UNC	18	2-10	0-1	1-4	3-5	1	0	2	0	2	5
Clemson	DNP - Concussion										
at Tennessee	7	0-1	0-0	0-0	2-2	2	0	1	0	1	0
Virginia Tech	19	2-5	0-0	1-4	1-1	0	1	0	0	2	5
at Maryland	12	0-4	0-2	0-0	3-4	3	0	2	0	0	0
at Wake Forest	14	0-1	0-0	2-2	2-4	1	2	0	0	2	2
North Carolina	27	5-11	2-3	6-8	5-7	1	2	1	0	2	18
vs. Virginia	26	2-2	1-1	0-0	0-0	1	0	0	0	1	5
vs. FSU	21	4-7	2-2	0-0	2-3	1	0	1	0	1	10
vs. Maryland	28	6-13	0-3	4-5	3-4	2	3	1	1	2	16
vs. Austin Peay	18	3-4	1-2	0-0	2-5	2	1	3	0	1	7
at Michigan St.	24	4-10	3-4	2-4	5-13	4	2	1	1	2	13

2007-08 Freshman Year

	Min	FG-A	3G-A	FT-A	OR/TOT	PF	A	T	B	S	PTS
at Denver	3	0-0	0-0	0-0	1-1	0	0	1	0	0	0
vs South Fla.	18	2-3	0-0	5-7	2-6	4	2	1	1	2	9
UNCG	15	1-3	0-1	1-2	3-5	2	1	0	1	1	3
vs Purdue	2	0-0	0-0	0-0	0-0	1	0	1	0	0	0
vs Temple	18	4-7	0-2	0-2	2-4	2	0	0	0	1	8
vs Connecticut	9	2-4	0-0	0-0	1-1	3	1	1	0	0	4
at Vanderbilt	14	1-4	0-1	0-1	0-1	2	0	0	0	0	2
at Penn State	19	5-7	0-0	0-1	2-4	3	1	0	0	0	10
Rutgers	17	1-3	0-0	0-0	3-3	0	0	0	0	0	2
vs Pittsburgh	12	2-3	0-0	0-0	1-4	0	1	1	0	1	4
Utah Valley	8	3-5	0-0	2-2	0-3	0	1	1	0	2	8
Bucknell	19	2-5	0-0	0-3	4-5	0	1	2	0	5	4
at Houston	15	2-4	0-1	2-2	0-0	1	1	1	0	1	6
N.C. Central	17	4-8	0-1	2-2	5-5	2	1	2	0	2	10
at Miami (Fla.)	13	3-3	0-0	2-2	1-1	1	2	0	1	3	8
Florida State	13	4-6	0-0	0-2	1-5	1	1	1	0	4	8
at Maryland	5	0-2	0-0	0-0	0-0	1	0	0	0	0	0
Virginia Tech	13	1-3	0-0	0-0	2-7	0	1	1	0	0	2
North Carolina	5	0-1	0-0	2-2	3-3	0	0	1	0	0	2
at Boston Col.	6	0-2	0-0	0-0	2-3	1	0	0	0	0	0
Wake Forest	14	2-3	0-0	2-2	2-4	0	0	0	0	0	6
at Clemson	8	3-3	0-0	1-2	2-3	0	0	0	0	1	7
Maryland	2	0-0	0-0	0-0	0-0	0	0	0	0	0	0
at Virginia Tech	8	1-2	0-0	0-1	1-2	0	0	0	0	0	2
at UNC	16	4-10	0-0	0-0	3-4	2	0	2	1	0	8
vs Florida State	9	0-0	0-0	0-0	0-2	3	0	1	1	0	0
vs Maryland	7	1-2	0-0	0-0	1-1	0	1	0	0	0	2
vs UNC	9	1-2	0-0	4-6	0-1	3	0	1	0	1	6
vs Murray State	3	1-1	0-0	0-0	0-0	0	0	0	0	0	2
vs Arizona State	1	0-0	0-0	0-0	0-0	0	0	1	0	0	0

Career Statistics

YEAR	G-GS	MIN-AVG	FG-FGA	PCT	3P-3PA	PCT	FT-FTA	PCT	REB	AVG	PF-FO	AST	TO	BS	ST	PTS	AVG
2007-08	30-0	317-10.6	50-96	.521	0-6	.000	23-39	.590	78	2.6	32-0	15	19	5	24	123	4.1
2008-09	32-2	616-19.3	84-170	.494	17-37	.459	54-83	.651	134	4.2	53-1	32	35	8	44	239	7.5
2009-10	36-18	922-25.6	121-281	.431	24-84	.286	81-113	.717	189	5.3	80-0	53	49	16	79	347	9.6
Career	98-20	1855-18.9	255-547	.466	41-127	.323	158-235	.672	401	4.1	165-1	100	103	29	147	709	7.2

Career ACC Regular Season Statistics

YEAR	G-GS	MIN-AVG	FG-FGA	PCT	3P-3PA	PCT	FT-FTA	PCT	REB	AVG	PF-FO	AST	TO	BS	ST	PTS	AVG
2007-08	11-0	103-9.4	18-35	.514	0-0	.000	7-11	.636	32	2.9	6-0	4	5	2	8	43	3.9
2008-09	13-1	292-22.5	41-82	.500	6-17	.353	30-50	.600	59	4.5	16-0	12	16	3	22	118	9.1
2009-10	14-5	353-25.2	46-112	.411	8-33	.242	30-41	.732	72	5.1	37-0	19	21	10	23	130	9.3
Career	38-6	748-19.7	105-229	.459	14-50	.280	67-102	.657	163	4.3	59-0	35	42	15	53	291	7.7

Career ACC Tournament Statistics

YEAR	G-GS	MIN-AVG	FG-FGA	PCT	3P-3PA	PCT	FT-FTA	PCT	REB	AVG	PF-FO	AST	TO	BS	ST	PTS	AVG
2007-08	3-0	25-8.3	2-4	.500	0-0	.000	4-6	.667	4	1.3	6-0	1	2	1	1	8	2.7
2008-09	3-0	75-25.0	12-22	.545	3-6	.500	4-5	.800	7	2.3	4-0	3	2	1	4	31	10.3
2009-10	3-3	91-30.3	11-22	.500	4-7	.571	13-20	.650	11	3.7	8-0	2	1	0	10	39	13.0
Career	9-3	191-21.2	25-48	.521	7-13	.538	21-31	.677	22	2.4	18-0	6	5	2	15	78	8.7

Career NCAA Tournament Statistics

YEAR	G-GS	MIN-AVG	FG-FGA	PCT	3P-3PA	PCT	FT-FTA	PCT	REB	AVG	PF-FO	AST	TO
------	------	---------	--------	-----	--------	-----	--------	-----	-----	-----	-------	-----	----



Jasmine Thomas

5-9 • Senior • G • #5
Fairfax, Va.
(Oakton)

National Player of the Year/ All-America Candidate

A dominant scorer ... developed into one of the top guards in the nation ... equally adept at attacking the basket, pulling up for a jumper or dishing off to a teammate ... can play either guard slot ... uses speed, quickness and aggressiveness to bring an exciting style of play to the floor.

Career:

Trained with the USA National team during April of 2010 as a member of the USA Select Team ... has started 84-of-101 games played in her three years ... enters her senior year starting 60 straight contests ... has hit 115 treys and averages 2.0 steals per game in her career ... became only the eighth player in Duke history to register over 1,000 points, 300 rebounds, 300 assists and 200 steals ... one of only two Blue Devils to notch 100 or more steals in a single season (Alana Beard) ... an excellent student as she was named to the *ESPN The Magazine* Academic All-District team as a sophomore and *ESPN The Magazine* Academic All-America as a junior ... received the Kay Yow Award as the Women's Basketball Scholar-Athlete of the Year as a junior.

As a Junior (2009-10):

Earned a start in all 36 contests on the season ... led the team with 32 double-figure scoring performances ... named Associated Press third team All-America and USBWA All-America ... Memphis Regional All-Tournament Team honoree ... notched a career-high 29 points against San Diego State in the NCAA Tournament, which was the fourth-highest single game total in Duke's NCAA Tournament play ... became the 26th player in Duke history to reach 1,000 career points in a win over Maryland ... collected a career-high eight steals at Maine ... led Duke with 11 games of 20 or more points on the season ... became the third player in Duke history to record a triple-double against Marquette ... named the ACC Tournament MVP, averaging 16.3 points, 4.3 rebounds, 3.3 assists and 2.7 steals, while hitting 61.5 percent from three-point range ... finished the season with 1,168 minutes played, the most in Duke's single-season history ... selected as a finalist for the State Farm All-America Team, the State Farm Wade Trophy and the John R. Wooden Award ... increased her scoring by 5.8 points from IAST season, the largest in school history ... averaged 18.3 points and 4.7 rebounds against ranked opponents ... totaled 100 steals and 63 treys, which ranks fourth on Duke's single-season charts ... closed out the season ranked 25th in the NCAA with 2.8 steals per contest ... totaled 63 treys to rank fourth on Duke's single-season charts ... averaged 16.0 points, 4.3 rebounds, 4.1 assists and 2.8 steals with a field goal percentage of 38.7 and a free throw percentage of 79.1.

As a Sophomore (2008-09):

Started 28-of-30 contests in which she saw action, averaging 29.5 minutes per game ... scored double-figures in 15 contests ... notched a then-career-high 22 points twice at Southern Cal in an overtime win and also at Virginia ... hit the game-tying basket to force overtime in the Blue Devil win over ninth-ranked North Carolina ... finished the UNC game with 19 points, four rebounds, three assists and two steals ... earned All-ACC Academic Team honors ... named Women of Troy Classic All-Tournament ... *ESPN The Magazine* Academic All-District ... averaged 10.2 points, 2.7 rebounds, 3.3 assists, and 1.7 steals per game with a field goal percentage of 36.1 and a free throw percentage of 74.3.

As a Freshman (2007-08):

Came in and started 20 of 35 contests in her first year ... earned Honorable Mention All-ACC Freshman honors ... averaged 7.9 points, 2.8 rebounds, 2.3 assists, 1.5 steals and 0.9 blocks ... notched double-figure scoring on 12 occasions ... registered a season-high 17 points against Penn State and Maryland ... grabbed a season-high nine boards against Murray State, while dishing a season-high six assists versus North Carolina and Murray State ... started the final six contests of the season ... selected preseason ACC Rookie of the Year.

Summer of 2007:

Led the USA U19 World Championship Team to a 9-0 record and the gold medal in Bratislava, Slovakia ... averaged 7.4 points, 4.1 rebounds, 3.0 assists, 1.0 steals and hit a team-best 44.0 percent from three-point range ... started all nine games ... in the World Championship statistics, her 3.0 assists ranked eighth and 44.0 three-point field goal percentage was sixth.

High School/AAU:

Four-year letterwinner at Oakton High School in Vienna, Va., where she led her squad to a 101-11 mark ... named 2007 EA Sports, USA Today, Street & Smith's and Parade first team All-America ... Gatorade State Player of the Year, AP State Player of the Year and D.C. All-Met Player of the Year as a senior ... McDonald's All-America ... named MVP of the McDonald's game with 16 points, nine rebounds and six assists ... played in the WBCA H.S. All-America game scoring nine points and totaling five rebounds ... two-time District Defensive Player of the Year as a junior and senior ... earned four-time All-District, District Player of the Year, first team All-Defensive, District Tournament Team, first team All-Region, Region Player of the Year, VHSCA first team All-State and Associated Press (AP) AAA first team All-State ... collected career totals of 2,598 points (23.2), 910 rebounds (8.1), 519 steals (4.6), 504 assists (4.4) and 181 blocks (1.6) ... over her career, notched five triple-doubles, including two during her senior year ... in the state record books, she was second in points (2,598), third in assists (504), third in steals (519) and 10th in three-point field goals made (124) ... registered 56 career double-doubles ... led Oakton to the regular season championship each of her four years and district tournament championship as a sophomore, junior and senior ... set school game records for points (36), assists (12), steals (11) and rebounds (17) ... set school season records for points (781) ... notched school career records for points, assists, steals and rebounds ... as a senior, averaged 26.2 points, 8.2 rebounds, 5.1 steals, 4.8 assists and 1.5 blocks ... her 781 points as a senior ranked sixth all-time in state history ... led Oakton to a 27-3 mark and totaled 16 double-doubles during senior year ... named Sportswoman of the Year by the Fairfax County Women in Sports Awards ... in the final recruiting rankings, was fourth (Blue Star Report), fifth (All-Star Girls Report) and eighth (Hoopgurlz) ... was the youngest invitee to the 2006 USA Basketball U18 National Team trials ... as a junior, averaged 24.6 points, 8.1 rebounds, 4.9 assists, 4.5 steals, and 1.1 blocks while leading her team to a 25-1 record ... earned third team Street & Smith's and Parade All-America ... USA Today Super 25 All-America squad member ... state player of the year as a junior and senior ... posted 10 double-doubles and one triple-double ... averaged 21.6 points, 8.1 rebounds, 4.0 assists, 4.0 steals and 1.6 blocks as a sophomore ... named sixth team Street & Smith's All-America ... led Oakton to a region championship in 2004-05 ... collected a career-best 18 double-doubles and one triple-double ... poured in 20.2 points, 8.0 rebounds, 4.9 steals, 4.0 assists and 2.0 blocks as a freshman ... had one triple-double and 12 double-doubles ... member of the Fairfax Stars AAU squad, which was National Champions in 2003 and ranked as high as fifth nationally in 2006 ... was manager of the lacrosse state championship team as a junior ... registered a 3.5 grade point average ... member of the Leadership Council at Oakton.

Personal:

Full name is Jasmine Loretta Thomas ... born September 30, 1989 in Fairfax, Va. ... daughter of Johnnie and Sharon Thomas ... has one brother, Darrell (25) ... majoring in sociology.

2009-10 - Junior Year

	Min	FG-A	3G-A	FT-A	OR/TOT	PF	A	T	B	S	PTS
at HBU	20	7-10	0-0	0-1	1-4	1	6	3	0	5	6
at Texas A&M	38	9-28	4-14	4-4	1-9	2	3	4	0	3	26
Ga. Southern	29	4-10	1-5	3-5	0-7	2	4	3	0	3	12
Charlotte	32	4-17	1-5	1-2	2-5	1	8	4	1	0	10
vs. West. Ky.	27	7-10	5-6	1-2	0-5	0	3	2	0	1	20
vs. Marquette	36	3-11	1-5	4-4	2-11	2	12	5	1	2	11
Ohio State	36	10-20	2-4	7-8	0-0	3	2	2	0	2	29
Southern Cal	36	8-20	2-6	10-10	0-3	2	3	2	0	3	28
at Stanford	38	4-17	2-6	4-4	1-4	0	2	3	0	1	14
James Madison	36	4-11	2-4	3-4	0-11	1	7	3	0	1	13
at Maine	29	3-9	0-3	1-2	0-1	3	8	3	0	8	7
N.C. Central	22	5-9	2-3	0-0	0-1	4	7	3	1	2	12
at Temple	33	5-11	0-3	5-5	0-0	3	3	4	0	4	15
at Clemson	30	5-11	2-3	3-4	0-6	1	5	3	0	2	15
Wake Forest	34	5-14	1-6	2-4	1-2	3	4	4	0	2	13
at Miami	36	4-19	2-4	6-8	0-3	2	4	2	2	2	16
UConn	34	8-21	1-6	0-1	0-3	1	4	2	0	1	17
Virginia Tech	27	6-15	2-5	0-0	0-3	1	0	3	0	6	14
at Maryland	37	8-19	3-8	1-2	0-3	2	2	1	0	3	20
Florida State	33	9-14	4-5	1-2	1-4	2	1	4	0	4	23
at Boston Col.	36	6-17	2-4	5-7	0-3	1	2	4	0	1	17
UNC	24	3-15	0-5	4-4	1-6	3	4	2	1	3	10
N.C. State	32	2-9	1-3	0-0	0-2	2	4	3	1	2	5
at Virginia Tech	37	8-15	3-7	3-4	0-2	2	5	4	0	4	22
at Georgia Tech	35	9-14	0-1	2-2	1-6	2	3	5	0	3	20
Maryland	27	3-15	0-5	2-4	2-6	2	2	4	0	5	8
Virginia	33	6-19	3-7	6-7	1-2	3	6	4	0	3	21
at UNC	38	4-16	1-7	2-4	2-7	3	6	3	0	3	11
vs. Maryland	37	8-18	5-7	0-2	0-4	4	2	4	0	2	21
vs. Ga. Tech	31	5-9	0-1	0-0	0-3	2	2	5	0	3	10
vs. NC State	37	7-19	3-5	1-2	1-6	0	6	4	0	3	18
Hampton	26	5-8	1-3	2-2	0-5	0	4	0	0	2	13
LSU	36	5-16	1-4	4-4	0-5	2	1	4	0	3	15
vs. SDS	33	10-19	1-3	8-8	2-5	0	6	4	0	5	29
vs. Baylor	39	4-18	1-7	7-8	0-3	1	1	1	0	1	16

2008-09 - Sophomore Year

	Min	FG-A	3G-A	FT-A	OR/TOT	PF	A	T	B	S	PTS
Oklahoma St.	36	3-16	2-9	2-4	0-6	1	5	0	0	1	10
Maine	17	3-7	1-2	0-0	0-0	2	5	3	0	3	7
vs. Hartford	37	5-16	2-2	0-0	2-3	2	3	3	0	6	12
vs. Southern	22	0-2	0-0	0-0	0-3	1	4	0	0	0	0
at Western Ky.		DNP - Injury									
Iowa		DNP - Injury									
Michigan		DNP - Injury									
Stanford	14	0-6	0-2	2-2	0-2	2	3	2	0	0	2
at USC	32	8-15	2-7	4-9	0-3	2	2	2	0	2	22
vs. Siena	16	1-3	0-1	0-0	0-0	1	1	1	0	1	2
Quinnipiac	28	3-8	1-4	0-0	0-3	0	3	3	2	3	7
at Providence	29	3-8	1-1	2-2	0-4	3	3	4	2	3	9
Temple	27	4-11	1-2	2-5	0-6	1	5	1	0	1	11
Miami	34	3-6	1-2	2-2	0-3	1	3	8	0	1	9
Maryland	34	4-10	1-3	6-7	0-1	2	2	1	0	0	15
at Virginia Tech	35	0-10	0-5	0-0	0-0	1	3	2	0	0	0
at N.C. State	36	2-10	1-4	3-3	0-3	3	1	2	2	1	8
Georgia Tech	27	3-5	2-3	2-2	0-0	1	2	2	0	4	10
at Florida St.	42	6-16	2-4	2-2	0-4	1	2	0	0	0	16
Boston College	31	2-9	1-4	3-4	0-2	1	4	6	1	3	8
at Virginia	33	10-18	0-4	2-4	2-4	2	3	3	0	3	22
at UNC	35	4-11	1-3	1-1	0-4	4	2	2	0	3	10
Clemson	25	3-6	0-1	0-0	1-2	1	6	1	0	0	6
at Tennessee	36	6-9	1-2	6-8	2-7	3	2	5	0	2	19
Virginia Tech	23	3-11	1-3	0-0	0-2	2	4	6	0	3	7
at Maryland	32	1-15	0-7	4-4	2-3	2	5	2	0	2	6
at Wake Forest	24	7-10	2-2	0-1	0-6	0	0	3	0	3	16
North Carolina	38	8-17	0-3	3-4	1-4	3	3	5	0	2	19
vs. Virginia	22	1-7	1-3	0-0	0-0	2	6	4	0	0	3
vs. FSU	29	6-9	2-4	0-0	1-2	0	5	2	0	0	14
vs. Maryland	39	6-19	0-2	4-4	0-2	1	5	0	0	1	16
vs. Austin Peay	19	3-9	1-4	0-0	0-1	1	2	1	0	1	7
at Michigan St.	33	4-11	1-5	5-6	0-2	2	4	4	0	1	14

2007-08 Freshman Year

	Min	FG-A	3G-A	FT-A	OR/TOT	PF	A	T	B	S	PTS
at Denver	17	3-8	1-4	0-0	0-0	1	1	0	0	3	7
vs South Fla.	21	3-8	0-4	0-3	0-1	1	5	1	4	4	6
UNCG	23	4-13	0-4	0-0	1-2	1	1	3	1	2	8
vs Purdue	27	6-12	2-4	1-1	1-3	2	2	3	1	2	15
vs Temple	30	5-11	0-0	1-3	0-3	1	3	2	2	1	11
vs Connecticut	17	1-8	1-4	1-2	2-4	2	0	3	0	1	4
at Vanderbilt	27	3-11	2-4	4-4	0-1	3	1	4	0	2	12
at Penn State	31	6-15	3-8	2-2	1-3	4	4	1	0	3	17
Rutgers	34	3-11	1-6	0-1	0-1	0	3	2	0	0	7
Jvs Pittsburgh	27	2-6	0-3	0-1	0-3	1	2	4	0	0	4
Utah Valley	17	0-5	0-1	0-0	0-2	2	1	3	0	0	0
Bucknell	19	5-7	0-1	2-3	1-5	1	4	0	1	2	12
at Houston	27	4-10	1-1	2-4	0-2	2	1	0	2	2	11
N.C. Central	15	0-3	0-2	0-0	1-3	1	4	2	2	2	0
at Miami (Fla.)	27	3-7	0-1	2-2	1-6	0	3	4	2	0	8
Florida State	23	3-8	0-2	0-0	0-3	2	4	5	3	1	4
at Maryland	31	7-14	2-5	1-2	1-3	2	1	3	1	3	17
N.C. State	26	2-7	0-2	0-0	0-3	2	4	5	3	1	4
at Georgia Tech	29	4-9	1-2	0-0	0-1	0	1	5	0	0	9
Tennessee	30	5-10	3-4	0-0	0-1	0	1	5	0	3	13
Virginia Tech	20	1-5	0-1	0-0	0-2	2	0	1	2	2	2
North Carolina	27	3-13	1-5	0-0	1-2	4	6	3	0	2	7
at Boston Col.	20	0-6	0-2	3-4	0-4	1	2	1	0	2	3
Wake Forest	20	0-7	0-3	2-3	0-1	1	0	2	2	3	2
at Clemson	21	2-6	0-2	0-0	0-3	0	0	5	1	0	4
Maryland	23	3-12	0-1	1-2	1-1	2	4	2	0	0	7
at Virginia Tech	23	2-8	0-2	0-0	0-1	0	1	0	0	1	4
Virginia	30	6-10	0-1	0-1	1-3	1	5	3	1	3	12
at UNC	29	2-11	0-3	0-0	0-3	3	4	2	0	2	4
vs Florida State	27	4-9	1-2	0-0	1-3	1	3	5	1	2	9
vs Maryland	28	3-10	0-1	0-0	0-2	1	1	0	0	0	9
vs UNC	28	7-16	2-7	0-0	0-2	2	2	3	2	0	16
vs Murray State	32	4-7	2-3	3-4	1-9	2	6	2	0	0	13
vs Arizona State	32	5-9	0-0	1-1	0-3	3	1	4	0	1	11
vs Texas A&M	26	1-7	1-2	0-0	1-5	3	3	2	0	0	3

Career Statistics

YEAR	G-GS	MIN-AVG	FG-FGA	PCT	3P-3PA	PCT	FT-FTA	PCT	REB	AVG	PF-FO	AST	TO	BS	ST	PTS	AVG
2007-08	35-20	884-25.3	112-319	.351	24-97	.247	29-48	.604	98	2.8	55-0	82	88	30	52	277	7.9
2008-09	30-38	885-29.5	112-310	.361	28-98	.286	55-74	.743	82	2.7	48-0	98	78	7	50	307	10.2
2009-10	36-36	1168-32.4	206-532	.387	63-177	.356	102-129	.791	153	4.3	63-0	146	115	7	100	577	16.0
Career	101-94	2937-30.0	430-1161	.370	115-372	.309	186-251	.741	333	3.4	166-0	326	281	44	202	1161	11.8

Career ACC Regular Season Statistics

YEAR	G-GS	MIN-AVG	FG-FGA	PCT	3P-3PA	PCT	FT-FTA	PCT	REB	AVG	PF-FO	AST	TO	BS	ST	PTS	AVG
2007-08	14-7	349-24.9	38-123	.309	4-32	.125	9-14	.643	39	2.8	21-0	33	39	14	22	89	6.4
2008-09	14-14	449-32.1	56-154	.364	12-48	.250	28-34	.824	38	2.7	24-0	40	43	3	25	152	10.9
2009-10	14-14	459-32.8	78-212	.368	24-70	.343	37-52	.712	55	3.9	29-0	48	46	4	43	217	15.5
Career	42-35	1257-29.9	172-489	.352	40-150	.267	74-100	.740	132	3.1	74-0	121	128	21	90	458	10.9

Career ACC Tournament Statistics

YEAR	G-GS	MIN-AVG	FG-FGA	PCT	3P-3PA	PCT	FT-FTA	PCT	REB	AVG	PF-FO	AST	TO	BS	ST	PTS	AVG
2007-08	3-3	83-27.7	14-35	.400	3-10	.300	3-5	.600	8	2.7	4-0	6	8	3	2	34	11.3
2008-09	3-3	90-30.0	13-35	.371	3-9	.333	4-4	1.000	4	1.3	3-0	16	6	0	1	33	11.0
2009-10	3-3	105-35.0	20-46	.435	8-13	.615	1-4	.250	13	4.3	6-0	10	13	0	8	49	16.3
Career	9-9	278-30.8	47-														

Career Highs	
Points	29
vs. San Diego State (3-27-10)	
vs. Ohio State (12-3-09)	
Rebounds	11
vs. James Madison (12-18-09)	
vs. Marquette (11-27-09)	
Assists	12
vs. Marquette (11-27-09)	
Blocks	4
vs. South Florida (11-15-07)	
Steals	8
at Maine (12-21-09)	
Field Goals Made	10
three times - most recent	
vs. San Diego State (3-27-10)	
Field Goals Attempted	28
at Texas A&M (11-15-09)	
Field Goal Percentage714 (5-7)
vs. Bucknell (12-21-07)	
Free Throws Made	10
vs. Southern California (12-6-09)	
Free Throws Attempted	10
vs. Southern California (12-6-09)	
Three-Point Field Goals Made	5
vs. Maryland (3-5-10)	
vs. Western Kentucky (11-26-09)	
Three-Point Field Goals Attempted	14
at Texas A&M (11-15-09)	



Krystal Thomas

6-4 • Senior • C • #34

Orlando, Fla.

(First Academy)

A true center ... uses length and quickness to dominate on the boards and block shots ... solid low-post scorer who loves to run the floor ... potential All-America candidate.

Career:

Led Duke in rebounding and blocked shots as a junior ... has appeared in 99 games in a Blue Devil uniform ... her 137 blocked shots ranks sixth all-time at Duke ... had surgery on her left knee immediately after the 2007-08 season.

As a Junior (2009-10):

Started 26-of-36 contests, averaging 23.7 minutes per contest ... averaged 7.3 points, 6.6 rebounds and 1.9 blocks per game ... netted a career-high 21 points against Providence ... tallied four double-doubles on the season, including 15 points and 12 boards at Miami ... finished the season with a team-high 238 rebounds ... grabbed a career-high 13 rebounds in an upset of Ohio State ... her 70 blocks on the year ranked 43rd in the NCAA and fifth on Duke's single-season charts ... averaged 8.0 points, 6.9 rebounds and 1.4 blocks per contest in ACC play.

As a Sophomore (2008-09):

Came off the bench in all 33 games ... scored a season-high 16 points against Clemson ... grabbed a career-high tying 13 rebounds against Siena ... had two double-doubles on the season ... finished out the year notching 12 games with five or more rebounds ... averaged 4.3 points, 4.0 rebounds, and 1.0 blocks, and 11.6 minutes played per game.

As a Freshman (2007-08):

Came off the bench in 30 games ... averaged 4.3 points, 3.5 rebounds and 1.2 blocks ... missed five games in December with a knee injury ... earned ACC Rookie of the Week on Nov. 19 ... collected a double-double with 20 points and 10 rebounds versus UNC Greensboro ... hit 9-of-16 field goals, had three steals and two blocked shots in 20 minutes against UNCG ... totaled double-figure scoring also against South Florida (10) and Virginia Tech (10) ... her 35 blocked shots ranked second on the Duke squad ... blocked a season-high six shots against South Florida.

Summer of 2007:

Led the USA U19 World Championship Team to a 9-0 record and the gold medal in Bratislava, Slovakia ... averaged 7.8 points, 7.4 rebounds and hit 60.4 percent of her field goals ... started one of nine games and registered two double-doubles ... her 60.4 field goal percentage ranked second for the World Championship ... she opened the championship with double-doubles of 17 points and 11 rebounds versus China and 17 points and 12 rebounds versus the Ivory CoAST ... she also registered 13 points and 13 rebounds against South Korea.

High School/AAU:

Four-year letterwinner at The First Academy in Orlando, Fla., under Head Coach Steve Murray ... 2007 Gatorade State Player of the Year ... earned 2007 EA Sports and Parade first team All-America ... McDonald's All-America ... scored six points, had eight rebounds and one assist in the McDonald's All-America game ... played in the WBCA H.S. All-America game and totaled 10 points and six rebounds ... named the 2007 Florida Dairy Farmers Miss Basketball award ... for her career, totaled 1,751 points, 1,357 rebounds and 268 blocks ... collected career averages of 15.9 points, 12.3 rebounds and 2.4 blocks ... led First Academy to a record of 103-17 with two state championships, one state final four and one district semifinal appearance

... led The First Academy to two consecutive Class 2A State Championship titles ... two-time Orlando Sentinel Central Florida Player of the Year ... 2007 MVP of the Class 2A State Tournament while tying a tournament-high record of 30 points, 12 rebounds and eight blocks ... as a senior, averaged 20.1 points, 12.1 rebounds, 1.4 steals and 1.1 assists ... totaled 24 double-doubles ... registered a season-high 38 points and 25 rebounds in single games, while hitting 61.6 percent of her field goals on the season ... in the final recruiting rankings, was seventh (Hoopgurlz), ninth (Blue Star Report) and 10th (All-Star Girls Report) ... named Street and Smith's third team All-America and Hoopgurlz.com second team All-America ... earned Florida Sportswriters and Florida Athletic Coaches Association All-State ... named the Florida Athletic Coaches Association District Player of the Year and the FHSAA Class 2A District Eight Player of the Year ... a two-time Central Florida Player of the Year ... a two-time FHSAA State Finals MVP ... 2006 Orlando Sentinel All-South and 2A All-State first team selection ... as a junior, averaged 16.2 points, 10.8 rebounds, and 2.6 blocks, and 1.4 assists ... her team posted a 30-2 overall record ... as a sophomore, averaged 14.5 points, 7.1 rebounds and 1.8 blocks ... her First Academy team registered a 28-1 record ... USA Today and Student Sports Junior All-America ... Street & Smith's honorable mention All-America in 2005 ... adidas Top-10 Camp All-Star ... averaged 13.3 points, 11.7 rebounds and 2.8 blocks as a freshman ... led her squad to a 16-11 record ... her AAU squad, Orlando Comets, were the 2006 U16 National Champions ... was named AAU Nationals MVP in 2006 and All-Tournament team in 2005 ... lettered one year in golf and track ... TFA Student Body President as a senior ... four year member of the Spanish National Honor Society and the National Honor Society ... Wendy's Heisman Nominee ... held a 3.99 grade point average in H.S.

Personal:

Full name is Krystal Victoria Thomas ... born June 10, 1989 in Orlando, Fla. ... daughter of the late Natalie Thomas ... father is Victor Thomas ... guardians are Don and Sheri Deluzio ... has one brother, Victor (14), and three sisters, Loren (19), Erika (16) and Kelli (10) ... other members of the Deluzio family include Alexa (21), Brynna (10), Ben (15) and Joe (9) ... her sister, Loren, is a sophomore on the Liberty volleyball team ... Alexa is a redshirt sophomore on the Florida State women's basketball team ... majoring in psychology and is planning on attending medical school.

2009-10 - Junior Year

	Min	FG-A	3G-A	FT-A	OR/TOT	PF	A	T	B	S	PTS
at HBU	20	7-10	0-0	0-1	6-12	3	0	2	3	0	14
at Texas A&M	19	3-3	0-0	1-1	2-5	2	1	1	3	0	7
Ga. Southern	27	4-10	0-0	3-5	3-7	0	2	3	2	2	11
Charlotte	22	4-7	0-0	0-0	1-5	2	0	2	4	0	8
vs. West. Ky.	20	1-3	0-0	2-2	0-5	1	1	1	0	0	4
vs. Marquette	25	6-6	0-0	0-2	2-5	2	1	0	1	0	12
Ohio State	32	1-6	0-0	4-6	4-13	3	0	3	4	1	6
Southern Cal	19	1-3	0-0	0-0	1-5	4	1	0	0	1	2
at Stanford	28	2-3	0-0	1-2	6-7	2	0	3	0	0	5
James Madison	28	3-6	0-0	2-4	4-10	2	1	2	3	2	8
at Maine	23	2-4	0-0	0-0	3-8	2	1	1	4	0	4
N.C. Central	26	6-14	0-0	2-6	5-8	3	0	2	5	1	14
at Temple	25	0-0	0-0	2-2	2-4	2	0	3	0	0	2
Providence	25	8-10	0-0	5-5	2-10	2	2	1	4	0	21
at Clemson	15	2-7	0-0	2-2	2-7	3	0	0	1	0	6
Wake Forest	24	4-6	0-1	0-4	2-6	2	0	1	2	0	8
at Miami	29	7-10	0-0	1-3	5-12	3	0	1	0	0	15
UConn	26	0-1	0-0	2-4	4-6	2	2	4	1	0	2
Virginia Tech	29	6-10	0-0	5-6	3-6	2	3	2	2	1	17
at Maryland	28	1-5	0-0	1-3	2-7	3	2	1	2	1	3
Florida State	28	2-8	0-0	6-6	4-11	2	0	7	2	0	10
at Boston Col.	18	0-3	0-0	0-0	0-2	1	1	0	1	1	0
UNC	23	5-7	0-1	1-3	4-6	1	1	1	3	1	11
N.C. State	16	2-2	0-0	2-2	0-4	1	0	3	1	1	6
at Virginia Tech	24	2-5	0-0	2-4	5-10	4	0	1	0	0	6
at Georgia Tech	26	4-7	0-0	2-2	2-7	2	0	5	0	1	10
Maryland	25	3-6	0-0	2-4	2-6	2	0	4	4	0	8
Virginia	21	3-6	0-0	3-6	6-9	2	1	1	2	2	9
at UNC	17	1-2	0-0	1-2	2-3	3	0	1	0	0	3
vs. Maryland	22	0-2	0-0	5-6	1-3	1	1	0	4	3	5
vs. Ga. Tech	24	2-4	0-0	0-0	1-2	2	3	2	3	1	4
vs. NC State	20	1-4	0-0	0-1	2-7	3	0	4	2	0	2
Hampton	22	1-5	0-0	1-4	1-6	1	2	3	2	0	3
LSU	22	2-3	0-0	2-3	2-3	2	1	4	2	1	6
vs. SDS	28	2-4	0-0	4-9	1-5	1	1	4	2	1	8
vs. Baylor	26	2-7	0-0	0-2	1-5	5	2	0	1	0	4

2008-09 - Sophomore Year

	Min	FG-A	3G-A	FT-A	OR/TOT	PF	A	T	B	S	PTS
Oklahoma St.	4	1-1	0-0	0-0	1-1	0	0	0	0	0	2
Maine	19	4-6	0-0	5-6	5-10	3	0	6	1	1	13
vs. Hartford	6	0-0	0-0	0-0	0-4	5	0	3	0	1	0
vs. Southern	22	2-3	0-0	2-4	0-9	0	1	2	2	1	6
at Western Ky.	2	0-1	0-0	0-0	0-0	0	0	0	0	0	0
Iowa	16	4-7	0-0	2-5	2-5	1	0	0	0	0	10
Michigan	8	2-2	0-0	0-0	2-3	0	0	1	1	0	4
Stanford	7	0-1	0-0	0-0	1-2	1	0	1	0	0	0
at USC	12	0-1	0-0	2-2	0-3	0	0	1	0	0	2
vs. Siena	19	4-11	0-0	3-5	6-13	4	2	3	1	0	11
Quinnipiac	16	2-6	0-0	2-3	2-5	2	2	4	3	0	6
at Providence	13	1-4	0-0	0-0	1-2	2	0	2	1	1	2
Temple	17	1-8	0-0	2-5	3-6	5	0	2	0	1	4
Miami	5	2-6	0-0	0-0	2-3	1	0	0	0	0	4
Maryland	7	2-5	0-0	0-0	1-4	0	0	0	2	0	4
at Virginia Tech	9	1-2	0-0	0-0	0-2	0	0	5	1	0	2
at N.C. State	8	1-2	0-0	0-0	0-2	0	0	0	0	0	2
Georgia Tech	16	0-3	0-0	2-2	0-2	2	1	2	2	0	2
at Florida St.	9	3-4	0-0	0-0	1-4	1	0	1	2	1	6
Boston College	7	2-3	0-0	0-0	1-2	0	0	1	0	0	4
at Virginia	14	1-1	0-0	0-0	1-3	3	0	3	0	0	2
at UNC	14	0-0	0-0	3-4	1-5	1	0	2	2	0	3
Clemson	19	4-8	0-0	8-11	5-9	0	0	2	3	0	16
at Tennessee	9	0-5	0-0	1-2	1-5	1	0	0	1	0	1
Virginia Tech	17	2-5	0-0	0-0	1-5	0	0	0	2	0	4
at Maryland	4	1-3	0-0	0-0	1-3	1	0	0	0	0	2
at Wake Forest	17	2-7	0-0	2-4	1-5	3	0	2	0	1	6
North Carolina	8	0-1	0-0	1-2	2-6	2	1	0	1	0	1
vs. Virginia	17	2-2	0-0	3-3	0-1	2	0	2	1	0	7
vs. FSU	12	1-2	0-0	2-2	0-0	2	0	2	2	2	4
vs. Maryland	3	0-0	0-0	0-0	0-0	0	0	0	0	0	3
vs. Austin Peay	20	4-7	0-0	2-3	3-9	1	0	2	4	0	10
at Michigan St.	7	0-0	0-0	0-0	0-0	0	0	1	0	0	0

2007-08 Freshman Year

	Min	FG-A	3G-A	FT-A	OR/TOT	PF	A	T	B	S	PTS
at Denver	15	1-3	0-0	0-0	2-8	0	0	1	3	1	2
vs South Fla.	14	5-8	0-0	0-1	1-3	4	1	2	6	0	10
UNCG	20	9-16	0-0	2-3	5-10	1	0	4	2	3	20
vs Purdue	9	1-1	0-0	0-0	1-5	2	1	3	1	1	2
vs Temple	12	2-3	0-0	1-3	0-0	2	0	0	2	0	5
vs Connecticut	17	0-2	0-0	1-2	2-5	4	0	4	1	2	1
vs Vanderbilt	4	1-2	0-0	0-0	2-2	1	0	0	0	1	2
at Houston	12	2-7	0-0	2-2	3-4	2	0	2	0	0	6
N.C. Central	15	3-7	0-0	3-4	2-8	1	0	1	1	1	9
at Miami (Fla.)	15	2-6	0-0	5-6	4-7	2	0	2	0	0	6
Florida State	20	3-8	0-0	0-3	0-5	1	1	5	2	0	6
at Maryland	12	1-1	0-0	0-2	0-1	4	3	2	0	0	2
N.C. State	8	2-4	0-0	1-2	1-1	0	0	3	0	0	5
at Georgia Tech	9	2-2	0-0	2-2	1-1	2	0	0	1	0	6
Tennessee	7	1-3	0-0	0-0	3-3	2	0	1	0	0	2
Virginia Tech	16	5-6	0-0	0-0	2-5	2	1	4	1	1	10
North Carolina	10	1-2	0-0	0-0	0-0	1	0	0	1	0	2
at Boston Col.	15	0-0	0-0	0-0	0-2	4	0	3	3	1	0
Wake Forest	18	1-4	0-0	2-4	2-2	2	0	2	1	1	4
at Clemson	16	2-6	0-0	0-0	1-8	2	1	1	2	0	4
Maryland	4	0-0	0-0	0-0	0-0	0	0	0	0	0	0
at Virginia Tech	14	0-3	0-0	0-0	0-2	4	0	3	3	1	0
Virginia	6	0-1	0-0	0-0	0-0	1	1	2	1	1	0
at UNC	16	1-5	0-0	2-2	3-7	3	0	1	1	1	4
vs Florida State	13	2-2	0-0	4-4	2-4	2	0	1	1	0	8
vs Maryland	14	1-2	0-0	0-0	0-1	1	0	0	2	0	2
vs UNC	11	2-2	0-0	0-0	3-5	1	1	0	0	0	4
vs Murray State	11	2-4	0-0	0-0	2-4	0	1	1	0	0	4
vs Arizona State	4	0-2	0-0	1-2	0-0	0	1	0	0	0	1
vs Texas A&M	2	0-0	0-0	0-0	0-0	0	0	0	0	0	0

Career Statistics

YEAR	G-GS	MIN-AVG	FG-FGA	PCT	3P-3PA	PCT	FT-FTA	PCT	REB	AVG	PF-FO	AST	TO	BS	ST	PTS	AVG
2007-08	30-0	359-12.0	52-112	.464	0-0	.000	26-42	.619	105	3.5	47-0	13	44	35	14	130	4.3
2008-09	33-0	383-11.6	50-118	.424	0-0	.000	42-63	.667	133	4.0	38-1	7	48	32	9	142	4.3
2009-10	36-26	852-23.7	100-199	.503	0-2	.000	64-112	.571	238	6.6	78-1	30	73	70	21	264	7.3
Career	99-26	1594-16.1	202-429	.471	0-2	.000	132-217	.608	476	4.8	163-2	50	165	137	44	536	5.4

Career ACC Regular Season Statistics

YEAR	G-GS	MIN-AVG	FG-FGA	PCT	3P-3PA	PCT	FT-FTA	PCT	REB	AVG	PF-FO	AST	TO	BS	ST	PTS	AVG
2007-08	14-0	179-12.8	20-48	.417	0-0	.000	12-21	.571	43	3.1	24-0	8	24	16	5	52	3.7
2008-09	14-0	154-11.0	21-50	.420	0-0	.000	16-23	.696	55	3.9	14-0	2	18	15	2	58	4.1
2009-10	14-7	323-23.1	42-84	.500	0-2	.000	28-47	.596	96	6.9	31-0	8	28	20	8	112	8.0
Career	42-7	656-15.6	83-182	.456	0-2	.000	56-91	.615	194	4.6	69-0	18	70	51	15	222	5.3

Career ACC Tournament Statistics

YEAR	G-GS	MIN-AVG	FG-FGA	PCT	3P-3PA	PCT	FT-FTA	PCT	REB	AVG	PF-FO	AST	TO	BS	ST	PTS	AVG
2007-08	3-0	38-12.7	5-6	.833	0-0	.000	4-4	1.000	10	3.3	4-0	1	1	3	0	14	4.7
2008-09	3-0	32-10.7	3-4	.750	0-0	.000	5-5	1.000	1	0.3	4-0	0	4	3	2	11	3.7
2009-10	3-2	66-22.0	3-10	.300	0-0	.000	5-7	.714	12	4.0	6-0	4	6	9	4	11	3.7
Career	9-2	136-15.1	11-20	.550	0-0	.000	14-16	.875	23	2.6	14-0	5	11	15	6	36	4.0

Career NCAA Tournament Statistics

YEAR	G-GS	MIN-AVG	FG-FGA	PCT	3P-3PA	PCT	FT-FTA	PCT	REB
------	------	---------	--------	-----	--------	-----	--------	-----	-----

Career Highs

Points	21
vs. Providence (1-3-10)	
Rebounds	13
vs. Ohio State (12-3-09)	
vs. Siena (12-20-08)	
Offensive Rebounds	6
three times - most recent	
vs. Virginia (2-26-10)	
Assists	3
three times - most recent	
vs. Georgia Tech (3-6-10)	
Blocks	6
vs. South Florida (11-15-07)	
Steals	3
vs. Maryland (3-5-10)	
vs. UNC Greensboro (11-18-07)	
Field Goals Made	9
vs. UNC Greensboro (11-18-07)	
Field Goals Attempted	16
vs. UNC Greensboro (11-18-07)	
Field Goal Percentage	1.000 (6-6)
vs. Marquette (11-27-09)	
Free Throws Made	8
vs. Clemson (2-13-09)	
Free Throws Attempted	11
vs. Clemson (2-13-09)	
Free Throw Percentage	1.000 (6-6)
vs. Florida State (1-29-10)	



Kathleen Scheer

6-2 • Junior • G/F • #24
New Haven, Mo.
(New Haven)

Can play both the guard and post positions ... a terrific shooter with great range ... a very hard worker who is getting better every day.

Career:

Has appeared in 51 games in a Blue Devil uniform ... had surgery on her right shoulder immediately following her sophomore season.

As a Sophomore (2009-10):

Came off the bench in 29-of-36 contests, averaging 6.6 minutes per game ... tallied 12 points, three rebounds and a career-high three assists in a win over N.C. Central ... averaged 2.3 points, 1.1 rebounds, 0.3 assists and 0.3 steals on the season ... grabbed a career-high two steals at Maine ... recorded eight points, including two treys, and four rebounds against Hampton in the NCAA Tournament. ... averaged 4.3 minutes and 1.6 points in 11 appearances in ACC play ... hit a key three-pointer in the ACC Championship game against N.C. State.

As a Freshman (2008-09):

Saw action in 22 of the 33 contests, averaging 6.1 minutes per game ... scored a season-high 14 points and grabbed a season-high seven rebounds against Siena ... averaged 2.5 points, 1.4 rebounds, and 0.5 steals per game ... posted a field goal percentage of 36.4 and three-point field goal percentage of 40.0 ... hit 12-of-30 treys on the year.

High School/AAU:

Gatorade State Player of the Year as a senior ... a four-time All-Conference selection ... three-time Four Rivers Conference Player of the Year ... WBCA Honorable Mention All-America as a senior ... three-time All-State selection ... Missourian All-Area first team honoree each of her four years ... three-time Missourian All-Area Player of the Year ... played in the McDonald's Riverway H.S. Basketball All-Star game and had 14 points ... listed as one of the top players in the nation by USA Today ... over her career, scored 2,432 points (22.7), had 1,407 rebounds (13.1), 643 blocks (6.0), 395 assists (3.7) and 192 steals (1.8), which are all school records ... compiled 84 double-doubles and 14 triple-doubles during her career ... as a senior, averaged 28.2 points, 12.9 rebounds, 5.2 blocks, 3.2 assists and 2.0 steals ... collected 23 double-doubles and one triple-double ... in the 2008 class rankings, was 21st (Hoopgurlz), 22nd (Blue Star) and 31st (All-Star Girls Report) ... notched 25 games with 20 or more points, 10 with 30 or more points and two games with 40 plus points ... totaled a season-high 41 points and 26 rebounds in a victory ... guided her New Haven squad to a 19-8 overall record ... as a junior, averaged 23.1 points, 16.0 rebounds, 8.5 blocks, 3.6 assists and 1.6 steals ... led her New Haven squad to a 23-3 mark as a junior ... compiled nine triple-doubles and 25 double-doubles in 2006-07 ... her 221 blocks as a junior were a state record and her 18 blocks in a single game were the second-most in state history ... posted four games with 30 or more points and 18 contests with 20 or more points ... a three-time first team Four Rivers All-Conference and Missourian All-Area pick ... selected Four Rivers and Missourian Player of the Year as a sophomore and junior ... Missouri Writers Association first team All-State selection as a junior and second team honoree as a sophomore ... totaled season-high 38 points as a junior ... as a sophomore, averaged 20.6 points, 12.3 rebounds, 6.0 blocks, 4.2 assists and 1.8 steals ... led New Haven to a 22-5 record ... broke the 1,000-point mark as a sophomore ... registered four triple-doubles and 20 double-doubles ... compiled two games with 30 or more points and 15 games with 20 or more points ... as a freshman, averaged 19.0 points, 11.5 rebounds, 4.4 blocks, 3.7 assists and 1.7 steals ... New Haven

posted a 22-5 mark ... pulled down a total of 16 double-doubles ... member of National Honor Society and was a four-year honor roll student.

Personal:

Full name is Kathleen Marie Scheer ... born September 11, 1989 in Washington, Mo. ... daughter of John and Sharon Scheer ... has four brothers, Jacob (24), Paul (21), Daniel (13) and Samuel (5) ... majoring in sociology.

Career Highs

Points	14
at Southern California (12-19-08)	
Rebounds	7
vs. Siena (12-20-08)	
vs. Maine (11-16-08)	
Offensive Rebounds	5
vs. Maine (11-16-08)	
Assists	3
vs. N.C. Central (12-28-09)	
Steals	2
four times - most recent	
at Maine (12-21-09)	
Field Goals Made	5
vs. Siena (12-20-08)	
Field Goals Attempted	9
vs. Maine (11-16-08)	
Field Goal Percentage667 (2-3)
at Boston College (2-4-10)	
Free Throw Percentage	1.000 (2-2)
most recent	
vs. Hampton (3-20-10)	
Three-Point Field Goals Made	4
vs. Siena (12-20-08)	
Three-Point Field Goals Attempted	6
vs. Georgia Southern (11-19-09)	
vs. Siena (12-20-08)	

2009-10 - Sophomore Year

	Min	FG-A	3G-A	FT-A	OR/TOT	PF	A	T	B	S	P	S	P	S
at HBU	15	1-5	0-3	1-1	0-1	0	2	2	1	2	3			
at Texas A&M	4	0-5	0-3	0-0	1-1	0	1	0	0	0	0			
Ga. Southern	12	1-6	1-6	0-0	1-2	0	1	0	0	0	3			
Charlotte	10	1-3	0-2	0-1	0-1	0	0	0	0	0	2			
vs. West. Ky.	16	0-1	0-0	0-0	0-0	1	0	1	0	1	0			
vs. Marquette	5	1-2	0-1	0-2	0-1	0	0	0	0	1	2			
Ohio State		DNP - CD												
Southern Cal	2	0-0	0-0	0-0	0-0	0	1	0	0	0	0			
at Stanford	1	0-0	0-0	0-0	0-0	1	0	0	0	0	0			
James Madison	10	1-4	1-4	0-0	1-2	0	0	1	1	0	3			
at Maine	15	1-3	0-2	1-1	3-5	1	0	2	0	2	3			
N.C. Central	20	4-8	2-5	2-4	1-3	1	3	2	0	1	12			
Providence	12	2-7	1-4	0-0	0-1	2	0	1	1	0	5			
at Clemson	6	1-3	0-1	0-0	0-0	0	0	2	0	0	2			
Wake Forest	2	0-1	0-1	0-0	0-0	1	0	1	0	0	0			
at Miami		DNP - CD												
UConn	1	0-0	0-0	0-0	0-0	0	0	0	0	0	0			
Virginia Tech	9	2-5	1-4	0-0	1-1	0	0	0	0	1	5			
at Maryland	3	0-1	0-1	0-0	0-0	0	0	0	0	0	0			
Florida State	3	0-1	0-1	0-0	0-0	1	0	0	0	0	0			
at Boston Col.	10	2-3	2-2	0-0	0-1	0	0	0	0	0	6			
UNC	2	0-1	0-1	1-2	0-0	0	1	0	0	1	1			
N.C. State	4	1-2	0-1	2-2	2-3	0	0	2	1	1	4			
at Virginia Tech	2	0-0	0-0	0-0	0-1	0	0	0	0	0	0			
at Georgia Tech		DNP - CD												
Maryland	4	0-1	0-0	0-0	1-1	1	0	0	0	0	0			
Virginia	2	0-1	0-1	0-0	1-1	0	0	0	0	0	0			
at UNC		DNP - CD												
vs. Maryland		DNP - CD												
vs. Georgia Tech	1	0-0	0-0	0-0	0-0	1	0	0	0	0	0			
vs. NC State	5	1-2	1-2	0-0	0-1	0	0	0	0	0	3			
Hampton	16	2-4	2-3	2-2	2-4	0	0	0	0	0	8			
LSU		DNP - CD												
vs. SDS	1	0-0	0-0	0-0	0-0	0	0	0	0	0	0			
vs. Baylor		DNP - CD												

2008-09 - Freshman Year

	Min	FG-A	3G-A	FT-A	OR/TOT	PF	A	T	B	S	P	S	P	S
Oklahoma State		DNP - CD												
Maine	15	4-9	1-2	0-2	5-7	2	2	0	1	2	9			
vs. Hartford	2	0-0	0-0	0-0	0-0	1	0	0	0	0	0			
vs. Southern	10	1-3	0-0	0-0	0-2	1	0	3	0	1	2			
at Western Ky.	8	0-3	0-2	0-0	0-2	1	0	1	1	1	0			
Iowa	9	2-4	0-0	0-0	1-2	1	0	2	1	0	4			
Michigan	1	0-0	0-0	0-0	0-1	0	0	1	0	0	0			
Stanford	3	0-0	0-0	0-0	0-1	1	0	0	0	0	0			
at USC	4	0-1	0-1	0-0	0-0	1	0	1	0	0	0			
vs. Siena	19	5-8	4-6	0-0	2-7	1	0	3	1	2	14			
Quinnipiac		DNP - Sick												
at Providence		DNP - CD												
Temple	10	1-5	1-4	0-0	1-2	1	0	0	0	1	3			
Miami	1	0-0	0-0	0-0	0-0	0	0	0	0	0	0			
Maryland		DNP - CD												
at Virginia Tech	8	2-4	2-3	0-0	0-1	1	0	0	0	1	6			
at N.C. State		DNP - CD												
Georgia Tech		DNP - Sick												
at Florida St.		DNP - CD												
Boston College	4	0-1	0-1	0-0	0-0	0	0	0	0	0	0			
at Virginia	1	0-0	0-0	0-0	0-0	0	0	0	0	0	0			
at UNC		DNP - CD												
Clemson	6	1-2	1-2	0-0	0-0	1	0	0	0	0	3			
at Tennessee		DNP - CD												
Virginia Tech	8	0-2	0-0	0-0	0-1	0	0	0	0	1	0			
at Maryland	2	0-0	0-0	0-0	0-1	1	0	0	0	0	0			
at Wake Forest	4	1-4	1-3	2-2	2-4	1	2	0	0	2	2			
North Carolina		DNP - CD												
vs. Virginia	3	0-1	0-1	2-2	0-0	1	0	2	0	0	2			
vs. FSU	3	0-0	0-0	0-2	0-0	0	0	0	0	0	0			
vs. Maryland		DNP - CD												
vs. Austin Peay	12	3-7	2-4	0-0	0-1	2	1	3	1	0	8			
at Michigan St.	1	0-2	0-1	0-0	1-1	0	0	0	0	0	0			

Career Statistics

YEAR	G-GS	MIN-AVG	FG-FGA	PCT	3P-3PA	PCT	FT-FTA	PCT	REB	AVG	PF-FO	AST	TO	BS	ST	PTS	AVG
2008-09	22-0	134-6.1	20-55	.364	12-30	.400	2-6	.333	31	1.4	17-0	5	14	6	10	54	2.5
2009-10	29-0	190-6.6	22-74	.297	11-51	.216	11-17	.647	33	1.1	10-0	9	15	4	9	66	2.3
Career	51-0	324-6.4	42-129	.326	23-81	.284	13-23	.565	64	1.3	27-0	14	29	10	19	120	2.4

Career ACC Regular Season Statistics

YEAR	G-GS	MIN-AVG	FG-FGA	PCT	3P-3PA	PCT	FT-FTA	PCT	REB	AVG	PF-FO	AST	TO	BS	ST	PTS	AVG
2008-09	8-0	34-4.3	4-13	.308	4-9	.444	2-2	1.000	5	0.6	5-0	2	0	0	2	14	1.8
2009-10	11-0	47-4.3	6-19	.316	3-13	.231	3-4	.750	8	0.7	3-0	1	5	1	3	18	1.6
Career	19-0	81-4.3	10-32	.313	7-22	.318	5-6	.833	13	0.7	8-0	3	5	1	5	32	1.7

Career ACC Tournament Statistics

YEAR	G-GS	MIN-AVG	FG-FGA	PCT	3P-3PA	PCT	FT-FTA	PCT	REB	AVG	PF-FO	AST	TO	BS	ST	PTS	AVG
2008-09	2-0	6-3.0	0-1	.000	0-1	.000	0-2	.000	0	0.0	0-0	0	0	1	1	0	0.0
2009-10	2-0	6-3.0	1-2	.500	1-2	.500	0-0	.000	1	0.5	1-0	0	0	0	0	3	1.5
Career	4-0	12-3.0	1-3	.333	1-3	.333	0-2	.000	1	0.3	1-0	0	0	1	1	3	0.8

Career NCAA Tournament Statistics

YEAR	G-GS	MIN-AVG	FG-FGA	PCT	3P-3PA	PCT	FT-FTA	PCT	REB	AVG	PF-FO	AST	TO	BS	ST	PTS	AVG
2008-09	1-0	20-20.0	2-4	.500	1-2	.500	0-1	.000	1	1.0	1-0	2	0	1	2	5	5.0
2009-10	2-0	17-8.5	2-4	.500	2-3	.667	2-2	1.000	4	2.0	0-0	0	0	0	0	8	4.0
Career	3-0	37-12.3	4-8	.500	3-5	.600	2-3	.667	5	1.7	1-0	2	0	1	2	13	4.3

Career Statistics Versus Ranked Opponents

YEAR	G-GS	MIN-AVG	FG-FGA	PCT	3P-3PA	PCT	FT-FTA	PCT	REB	AVG	PF-FO	AST	TO	BS	ST	PTS	AVG
2008-09	5-0	12-2.4	0-1	.000	0-1	.000	0-2	.000	2	0.4	2-0	0	0	1	1	0	0.0
2009-10	7-0	23-3.3	1-12	.083	1-10	.100	1-2	.500	4	0.6	2-0	2	1	1	1	4	0.6
Career	12-0	35-2.9	1-13	.077	1-11	.091	1-4	.250	6	0.5	4-0	2	1	2	2	4	0.3



Shay Selby

5-9 • Junior • G • #3
Cleveland, Ohio
(Regina)

A combo guard who is very versatile ... she can shoot the three, pass and lead from the point position ... a very smart basketball player ... specializes in taking charges as she led Duke with 10 as a sophomore.

Career:

Has seen action in 61 games in her two years ... netted 10 treys as a freshman and 16 as a sophomore ... owns 11 charges taken in two years.

As a Sophomore (2009-10):

Played in 35-of-36 contests, averaging 10.9 minutes ... scored a career-high 14 points against Temple ... registered double-figure scoring three times on the season ... averaged 3.0 points, 1.5 rebounds, 1.0 assists and 0.9 steals per contest with a 39.8 field goal percentage ... saw action in all 14 ACC contests, averaging 3.0 points and 1.6 rebounds ... recorded a career-high five assists and four steals against N.C. Central ... hit 16-of-48 from three-point range for a 33.3 percentage ... took a team-high 10 charges on the season.

As a Freshman (2008-09):

Saw action in 26 contests, averaging 9.0 minutes per game ... went 6-for-8, including 2-of-3 behind the three-point line, leading to a season-high 14 points against Temple ... snatched a season-high five rebounds in the overtime victory over Southern California ... averaged 2.7 points, 0.8 rebounds and 0.5 assists per game on the season ... hit 10-of-24 from downtown for a 41.7 percentage ... had surgery on her left knee following the season.

Summer of 2007 (USA Basketball Youth Development Festival):

Averaged 10.6 points, 3.0 rebounds, 4.0 assists and 2.0 steals to guide the USA Blue Team to a 2-3 record and a silver medal ... started four of the five contests.

High School/AAU:

A four-year letterwinner under Head Coach Pat Diulus at Regina High School ... Gatorade State Player of the Year ... 2008 Parade Magazine All-America third team ... selected second team EA Sports and third team Slam Magazine All-America ... played in the WBCA H.S. All-America game, while scoring seven points and grabbing one rebound for the White Team ... in the 2008 class rankings, was 13th (Hoopgurlz), 26th (Blue Star), 33rd (All-Star Girls Report) and the No. 1 point guard in class by Hoopgurlz ... invited to try out for the U-18 National Team ... as a senior, averaged 24.3 points, 8.1 rebounds, 7.2 assists and 4.4 steals ... Ohio Division III Player of the Year and The Plain Dealer's Cuyahoga County Player of the Year ... led Regina H.S. to a 24-3 overall record ... finished her career with 2,292 points (22.3 per game), 726 rebounds (7.1), 675 assists (6.6), 330 steals (3.2) and 82 blocked shots ... a three-time first team All-District, first team Plain Dealer's All-Star Girls Basketball Team and first team Cuyahoga County selection ... her Regina H.S. squad was Division III District Champions in 2005, 2006 and 2007 ... averaged 23.6 points, 7.5 assists, 7.2 rebounds and 4.5 steals as a junior ... one of three players named Co-Player of the Year in Ohio ... registered averages of 22.3 points, 6.4 assists, 6.1 rebounds and 4.2 steals as a sophomore ... came in as a freshman and averaged 15.3 points, 5.2 assists, 5.3 rebounds and 3.7 steals ... led her squad to the Division III State Championship as a freshman ... owned a 3.9 grade point average and as a sophomore was named the physical education student of the year.

Personal:

Full name is Shayann Raquel Selby ... born May 7, 1990 in Elizabeth City, N.C. ... daughter of Tim and Debbie Mayle ... has one brother, Zachary (5), and two sisters, Lindsey (11) and Alexis (7) ... majoring in sociology.

Career Highs

Points	14
vs. Temple (1-5-09)	
Rebounds	5
three times - most recent	
vs. Virginia Tech (1-21-10)	
Assists	5
vs. N.C. Central (12-28-09)	
Blocks	1
five times - most recent	
vs. Florida State (1-29-10)	
Steals	4
vs. N.C. Central (12-28-09)	
Field Goals Made	6
vs. Temple (1-5-09)	
Field Goals Attempted	8
vs. N.C. Central (12-28-09)	
vs. Temple (1-5-09)	
Field Goal Percentage	1.000 (2-2)
vs. Georgia Tech (3-6-10)	
Free Throws Made	4
vs. Western Kentucky (11-26-09)	
vs. Clemson (2-13-09)	
Free Throws Attempted	6
vs. Clemson (2-13-09)	
Three-Point Field Goals Made	2
seven times - most recent	
vs. Georgia Tech (3-6-10)	
Three-Point Field Goals Attempted	5
vs. N.C. Central (12-28-09)	

2009-10 - Sophomore Year

	Min	FG-A	3G-A	FT-A	OR/TOT	PF	A	T	B	S	PTS
at HBU	10	2-3	1-2	2-2	1-2	1	2	0	0	1	7
at Texas A&M	DNP - CD										
Ga. Southern	2	0-2	0-1	0-0	1-2	0	1	0	0	1	0
Charlotte	2	0-0	0-0	0-0	0-0	0	0	0	0	0	0
vs. West. Ky.	5	0-0	0-0	4-4	0-2	0	0	0	0	0	4
vs. Marquette	15	4-6	1-3	0-0	0-3	0	2	2	1	0	9
Ohio State	20	2-5	1-2	0-0	0-3	1	1	0	0	3	5
Southern Cal	7	0-1	0-0	0-0	0-0	1	1	0	0	2	0
at Stanford	17	1-5	1-4	0-0	0-2	2	2	2	0	0	3
James Madison	12	2-3	0-1	0-2	0-0	1	0	0	0	2	4
at Maine	20	2-5	1-2	2-2	0-2	2	4	1	0	0	7
N.C. Central	20	4-8	2-5	0-0	2-3	0	5	0	0	4	10
at Temple	6	0-1	0-1	0-0	0-0	2	2	1	0	1	0
Providence	10	0-1	0-0	0-0	0-1	0	3	3	0	0	0
at Clemson	14	1-2	0-1	0-0	1-2	3	2	2	0	1	2
Wake Forest	6	1-2	0-0	0-1	2-5	0	0	1	0	0	2
at Miami	14	3-4	2-3	0-0	0-1	0	1	1	0	1	8
UConn	14	1-2	0-0	0-0	1-3	0	0	1	1	1	2
Virginia Tech	13	0-0	0-0	0-0	2-5	2	2	1	0	0	0
at Maryland	7	0-2	0-1	0-0	0-0	1	0	0	0	1	0
Florida State	12	1-3	0-2	0-0	0-3	1	0	0	1	1	2
at Boston Col.	4	0-1	0-0	0-0	0-1	0	1	0	0	1	0
UNC	10	3-6	2-4	2-3	0-1	3	1	2	0	0	10
N.C. State	16	4-7	2-4	0-0	0-0	0	1	2	0	3	10
at Virginia Tech	6	1-3	0-2	1-1	0-0	0	0	1	0	0	3
at Georgia Tech	9	0-2	0-1	0-0	0-2	2	0	0	0	0	0
Maryland	10	0-1	0-0	0-0	0-0	0	0	1	0	1	0
Virginia	11	0-0	0-0	0-0	0-0	1	2	2	0	0	0
at UNC	18	2-5	1-3	0-0	1-3	4	1	2	0	1	5
vs. Maryland	7	0-1	0-0	0-0	0-2	1	1	0	0	1	0
vs. Ga. Tech	12	2-2	2-2	2-3	0-1	1	1	1	0	2	8
vs. NC State	15	1-4	0-1	2-2	0-0	2	0	0	0	2	4
Hampton	13	0-3	0-1	0-0	0-2	1	0	1	0	0	0
LSU	6	0-0	0-0	0-0	0-1	0	0	1	0	1	0
vs. SDS	9	0-0	0-0	0-0	0-0	0	0	0	0	0	0
vs. Baylor	10	0-3	0-2	0-0	0-0	0	0	0	0	1	0

2008-09 - Freshman Year

	Min	FG-A	3G-A	FT-A	OR/TOT	PF	A	T	B	S	PTS
Oklahoma St.	2	0-1	0-1	0-0	0-0	0	0	0	0	0	0
Maine	17	3-4	1-2	0-1	0-0	2	2	1	0	0	7
vs. Hartford	11	2-3	1-2	2-2	0-1	1	0	1	0	2	7
at Western Ky.	7	0-1	0-1	0-0	1-1	0	2	3	0	1	0
Iowa	20	3-5	1-1	2-3	0-0	1	1	0	0	2	9
Michigan	10	0-1	0-0	0-0	0-0	1	0	4	0	1	0
Stanford	4	0-10-0	0-0	0-1	0	1	1	0	0	0	0
at USC	17	4-5	2-2	1-2	0-5	1	1	4	0	0	11
vs. Siena	18	1-6	0-1	1-2	0-1	1	0	0	1	2	3
Quinnipiac	DNP - Sick										
at Providence	4	0-1	0-0	0-0	0-0	0	0	0	0	0	0
Temple	18	6-8	2-3	0-0	0-1	0	1	1	0	1	14
Miami	13	0-3	0-1	0-0	0-0	1	1	0	0	1	0
Maryland	2	0-0	0-0	0-0	0-0	0	0	0	0	0	0
at Virginia Tech	9	1-2	1-1	0-0	1-2	0	0	3	0	0	3
at N.C. State	2	0-1	0-1	0-0	0-1	1	0	0	0	0	0
Georgia Tech	11	0-1	0-1	0-0	0-0	1	1	1	0	0	0
at Florida St.	DNP - CD										
Boston College	2	0-0	0-0	0-1	0-1	0	1	0	0	1	0
at Virginia	1	0-0	0-0	0-0	0-0	1	0	0	0	0	0
at UNC	2	0-0	0-0	0-0	0-0	0	0	1	0	0	0
Clemson	12	0-4	0-1	4-6	1-2	1	0	2	0	2	4
at Tennessee	DNP - CD										
Virginia Tech	DNP - Injured										
at Wake Forest	6	1-2	1-2	0-0	0-1	0	0	1	0	0	3
North Carolina	DNP - CD										
vs. Virginia	1	0-0	0-0	0-0	0-0	0	0	0	0	0	0
vs. FSU	2	0-0	0-0	0-0	0-0	1	0	1	0	0	0
vs. Maryland	DNP - CD										
vs. Austin Peay	20	2-4	1-2	0-1	0-1	1	2	0	1	2	5
at Michigan St.	DNP - CD										

Career Statistics

YEAR	G-GS	MIN-AVG	FG-FGA	PCT	3P-3PA	PCT	FT-FTA	PCT	REB	AVG	PF-FO	AST	TO	BS	ST	PTS	AVG
2008-09	26-0	233-9.0	25-58	.431	10-24	.417	10-18	.556	20	0.8	21-0	13	28	2	15	70	2.7
2009-10	35-0	382-10.9	37-93	.398	16-48	.333	15-20	.750	52	1.5	32-0	36	28	3	32	105	3.0
Career	61-0	615-10.1	62-151	.411	26-72	.361	25-38	.658	72	1.2	53-0	49	56	5	47	175	2.9

Career ACC Regular Season Statistics

YEAR	G-GS	MIN-AVG	FG-FGA	PCT	3P-3PA	PCT	FT-FTA	PCT	REB	AVG	PF-FO	AST	TO	BS	ST	PTS	AVG
2008-09	11-0	61-5.5	2-13	.154	2-7	.286	4-7	.571	7	0.6	6-0	3	8	0	4	10	0.9
2009-10	14-0	150-10.7	16-38	.421	7-21	.333	3-5	.600	23	1.6	17-0	11	15	1	10	42	3.0
Career	25-0	211-8.4	18-51	.353	9-28	.321	7-12	.583	30	1.2	23-0	14	23	1	14	52	2.1

Career ACC Tournament Statistics

YEAR	G-GS	MIN-AVG	FG-FGA	PCT	3P-3PA	PCT	FT-FTA	PCT	REB	AVG	PF-FO	AST	TO	BS	ST	PTS	AVG
2008-09	2-0	3-1.5	0-0	.000	0-0	.000	0-0	.000	0	0.0	1-0	0	1	0	0	0	0.0
2009-10	3-0	34-11.3	3-7	.429	2-3	.667	4-5	.800	3	1.0	4-0	2	1	0	5	12	4.0
Career	5-0	37-7.4	3-7	.429	2-3	.667	4-5	.800	3	0.6	5-0	2	2	0	5	12	2.4

Career NCAA Tournament Statistics

YEAR	G-GS	MIN-AVG	FG-FGA	PCT	3P-3PA	PCT	FT-FTA	PCT	REB	AVG	PF-FO	AST	TO	BS	ST	PTS	AVG
2008-09	1-0	20-20.0	2-4	.500	1-2	.500	0-1	.000	1	1.0	1-0	2	0	1	2	5	5.0
2009-10	4-0	38-9.5	0-6	.000	0-3	.000	0-0	.000	3	0.8	1-0	0	2	0	2	0	0.0
Career	5-0	58-11.6	2-8	.250	1-3	.333	0-1	.000	4	0.8	2-0	2	2	1	4	5	1.0

Career Statistics Versus Ranked Opponents

YEAR	G-GS	MIN-AVG	FG-FGA	PCT	3P-3PA	PCT	FT-FTA	PCT	REB	AVG	PF-FO	AST	TO	BS	ST	PTS	AVG
2008-09	8-0	15-1.9	0-2	.000	0-1	.000	0-0	.000	1	0.1	5-0	1	2	0	0	0	0.0
2009-10	11-0	135-12.3	13-33	.394	6-19	.316	2-5	.400	16	1.5	11-0	7	9	2	10	34	3.1
Career	19-0	150-7.9	13-35	.371	6-20	.300	2-5	.400	17	0.9	16-0	8	11	2	10	34	1.8



Allison Vernerey

6-5 • Sophomore • C • #43
Alsace, France
(Mulhouse)

Has a great deal of international playing experience ... is very talented around the basket ... a tough player who is left handed ... has a blue collar work ethic.

As a Freshman (2009-10):

Saw action in all 36 contests, earning the starting nod in five games ... averaged 6.7 points, 4.9 rebounds, 0.4 assists and 0.8 blocks per contest ... recorded two double-doubles on the season, including 10 points and 12 rebounds against Southern California ... selected to the All-ACC Freshman Team ... earned ACC Rookie of the Week honors on two occasions ... notched a career-high 20 points and three blocks against N.C. State ... started four straight contests in the heart of the ACC slate ... averaged 6.9 points and 4.7 rebounds in conference play ... tallied an 8-for-8 field goal shooting performance against Virginia ... named to the All-ACC Academic Team.

2009 Summer Action:

Played for France in the U19 World Championship for Women in Bangkok, Thailand ... saw action in all nine games as her team notched a 4-5 record ... averaged 6.2 points, 6.8 rebounds and 1.2 blocks ... in the final game, posted 15 rebounds, nine points, two blocks and one steal in 26 minutes versus Lithuania.

High School/International Hoops:

Added to the French National Team roster in January of 2009 ... current member of the National I Club team in France ... captain of the French U16 and U18 National Teams ... led France to a fourth place finish at the U18 European Championship in Slovakia in 2008 ... in eight games, averaged 12.3 points, 9.1 rebounds and 1.5 steals ... notched three double-doubles, including a 16-point, 15-rebound performance versus Spain ... guided France to a first place finish at the U16 European Championship in Latvia ... averaged 15.9 points, 9.5 rebounds, 1.8 steals and 1.0 assists in eight games, while being named one of the top European players of her age ... notched five double-doubles and two contests with 20 or more points ... collected 22 points and 19 rebounds in 40 minutes of action in the championship versus Spain ... placed fifth in the 2006 U16 European Championship in Slovakia, where she played as a 15-year-old ... averaged 6.9 points, 5.1 rebounds and 1.5 steals in eight contests ... totaled a high of 10 points in both games versus Ukraine ... received "The Education Prize" in 2007 for good results in both sports and academics ... played while in high school in the club of Mulhouse.

Personal:

Full name is Allison Vernerey ... born Feb. 27, 1991 in Paris, France ... daughter of Jacques and Christel Vernerey ... has two sisters, Laura (23) and Chloe (10) ... her uncle, Laurent Vernerey, received his MBA from Duke in 1998.

Career Highs

Points	20
vs. N.C. State (2-11-10)	
Rebounds	12
vs. Southern California (12-6-09)	
Assists	2
four times - most recent	
vs. N.C. State (3-7-10)	
Blocks	3
vs. N.C. State (3-7-10)	
vs. James Madison (12-18-09)	
Steals	2
five times - most recent	
vs. Georgia Tech (3-6-10)	
Field Goals Made	9
vs. N.C. State (2-11-10)	
Field Goals Attempted	13
vs. N.C. State (2-11-10)	
Field Goal Percentage	1.000 (8-8)
vs. Virginia (2-26-10)	
Free Throws Made	7
vs. James Madison (12-18-09)	
at Texas A&M (11-15-09)	
Free Throws Attempted	13
vs. James Madison (12-18-09)	

2009-10 - Freshman Year

	Min	FG-A	3G-A	FT-A	OR/TOT	PF	A	T	B	S	SPTS
at HBU	20	3-7	0-0	1-2	4-9	5	0	2	2	0	7
at Texas A&M	17	2-7	0-0	7-8	7-7	3	0	0	0	0	11
Ga. Southern	19	3-5	0-0	1-2	1-3	1	0	3	0	0	7
Charlotte	22	3-5	0-0	0-2	3-7	3	1	2	0	0	6
vs. West. Ky.	20	3-5	0-0	4-6	2-4	4	0	2	0	1	10
vs. Marquette	22	5-8	0-0	2-3	0-2	2	0	4	0	0	12
Ohio State	27	6-10	0-0	1-3	1-8	2	0	2	2	2	13
Southern Cal	26	4-7	0-0	2-5	3-12	2	1	4	1	0	10
at Stanford	25	2-7	0-0	0-0	4-5	4	1	1	0	2	4
James Madison	17	1-3	0-0	7-13	1-4	3	0	2	3	0	9
at Maine	10	1-1	0-0	1-2	1-4	2	1	4	0	1	3
N.C. Central	15	5-7	0-0	0-2	1-6	0	1	1	1	1	10
at Temple	16	2-3	0-0	1-2	1-2	2	0	1	0	0	5
Providence	16	3-4	0-0	3-7	4-8	0	0	1	1	1	9
at Clemson	19	2-4	0-0	0-0	0-4	5	0	2	1	0	4
Wake Forest	14	1-5	0-0	0-0	2-6	1	0	2	1	0	2
at Miami	4	0-1	0-0	0-0	0-2	2	0	3	0	0	0
UConn	18	2-6	0-0	0-0	1-3	2	0	2	0	0	4
Virginia Tech	19	3-9	0-0	0-0	1-5	3	0	2	0	2	6
at Maryland	14	1-3	0-0	4-6	1-4	0	0	1	0	0	6
Florida State	18	4-8	0-0	3-3	3-4	0	2	1	1	1	11
at Boston Col.	23	3-5	0-0	2-2	2-7	0	0	2	2	1	8
UNC	28	5-10	0-0	0-0	2-6	0	2	3	2	2	10
N.C. State	27	9-13	0-0	2-4	7-10	1	2	4	2	0	20
at Virginia Tech	17	1-4	0-0	0-0	2-5	5	0	3	0	0	2
at Georgia Tech	23	2-2	0-0	1-1	1-1	1	1	4	0	1	5
Maryland	18	1-6	0-0	0-1	2-3	2	0	0	0	0	2
Virginia	27	8-8	0-0	1-3	1-5	2	0	2	2	1	17
at UNC	20	1-6	0-0	1-2	3-4	2	0	4	1	1	3
vs. Maryland	16	1-4	0-0	1-2	0-1	2	0	2	0	0	3
vs. Ga. Tech	19	1-2	0-0	0-0	0-2	1	1	0	1	2	2
vs. NC State	23	3-6	0-0	1-3	4-7	3	2	3	3	0	7
Hampton	14	4-8	0-0	0-1	2-8	0	0	1	2	1	8
LSU	15	1-4	0-0	0-2	0-2	1	0	0	0	0	2
vs. SDS	10	1-6	0-0	0-0	0-0	4	0	1	0	1	2
vs. Baylor	15	1-2	0-0	0-0	1-5	2	1	3	1	0	2

Career Statistics

YEAR	G-GS	MIN-AVG	FG-FGA	PCT	3P-3PA	PCT	FT-FTA	PCT	REB	AVG	PF-FO	AST	TO	BS	ST	PTS	AVG
2009-10	36-5	673-18.7	98-201	.488	0-0	.000	46-87	.529	175	4.9	72-3	16	74	29	21	242	6.7

Career ACC Regular Season Statistics

YEAR	G-GS	MIN-AVG	FG-FGA	PCT	3P-3PA	PCT	FT-FTA	PCT	REB	AVG	PF-FO	AST	TO	BS	ST	PTS	AVG
2009-10	14-4	271-19.4	41-84	.488	0-0	.000	14-22	.636	66	4.7	24-2	7	33	12	9	96	6.9

Career ACC Tournament Statistics

YEAR	G-GS	MIN-AVG	FG-FGA	PCT	3P-3PA	PCT	FT-FTA	PCT	REB	AVG	PF-FO	AST	TO	BS	ST	PTS	AVG
2009-10	3-1	58-19.3	5-12	.417	0-0	.000	2-5	.400	10	3.3	6-0	3	5	4	2	12	4.0

Career NCAA Tournament Statistics

YEAR	G-GS	MIN-AVG	FG-FGA	PCT	3P-3PA	PCT	FT-FTA	PCT	REB	AVG	PF-FO	AST	TO	BS	ST	PTS	AVG
2009-10	4-0	54-13.5	7-20	.350	0-0	.000	0-3	.000	15	3.8	7-0	1	5	3	2	14	3.5

Career Statistics Versus Ranked Opponents

YEAR	G-GS	MIN-AVG	FG-FGA	PCT	3P-3PA	PCT	FT-FTA	PCT	REB	AVG	PF-FO	AST	TO	BS	ST	PTS	AVG
2009-10	12-2	234-19.5	34-68	.500	0-0	.000	20-33	.606	52	4.3	22-0	7	23	11	9	88	7.3



Janeé Johnson

6-1 • Sophomore • F • #51
Matthews, N.C.
(Providence Day School)

A strong post player who missed the 2009-10 season after tearing her ACL over the summer ... is a hard worker ... has a very nice pull-up jumper.

As a Freshman (2009-10):

Redshirted the season after tearing her left ACL.

Prior to Duke:

Selected team captain as a senior ... averaged 12.1 points, 7.0 rebounds, 3.5 steals and 1.6 assists as a senior ... garnered a spot on NCISAA All-State First team ... earned All-Conference, Charlotte Weekly Super Team second team, Charlotte Observer All-Observer third team and Charlotte Observer All-Mecklenburg County second team accolades ... posted 20 points and nine rebounds vs. defending Virginia state champion Carlisle ... narrowly missed a triple-double with 10 points, 11 rebounds and nine steals against Fort Mill ... led team to a third state championship game in as many years ... finished the year with seven double-doubles ... had 1,200 career points at Providence Day School ... led Providence Day to two straight North Carolina Independent Schools 3A State Championships since joining the varsity squad as a sophomore ... as a junior, averaged 12.0 points and 7.0 rebounds ... Honorable Mention All-America by the Sporting News in 2008 ... named All-Conference as a junior ... led her squad to a 26-4 overall record ... played some of the best basketball of her career in the state championship as a junior, notching 27 points and 10 rebounds in the quarterfinals against Cannon and 17 points and 12 rebounds in the championship versus Forsyth Country Day ... in the final recruiting rankings, was 62nd (Blue Star Report) and 91st (ASGR) ... Honorable Mention All-America by the Sporting News as a sophomore ... led her Providence Day squad to a 30-4 record and a No. 3 national ranking ... selected to the Nike Junior Phenom All-American All-Star team in 2007 ... Round Ball Classic Champs and named MVP ... attended the Adidas Top Ten Camp Select ... led the Garner Flames to the AAU Regional and State Championships ... played her freshman year at Butler H.S. in Matthews, N.C. ... named Hot Player of the Week by the Charlotte Observer ... selected to the Nike Junior Phenom All-American All-Star team ... led her U-14 Garner Flames AAU squad to the BAYOU Nike Championship and were ranked fifth nationally ... member of the Providence Day Honor Roll, Beta Club, Keyette Club and Chorus.

Personal:

Full name is Janee Mia Johnson ... born March 12, 1991 in New Orleans, La. ... daughter of James & Cynthia Johnson ... didn't start playing basketball until she was 13.



Chelsea Gray

5-11 • Freshman • G • #12
Stockton, Calif.
(St. Mary's)

A spectacular playmaker and skilled point guard with a knack for visualizing the floor ... has a wonderful shooting touch and great passing skills ... Co-Parade National Player of the Year as a senior in high school.

Rankings:

No. 4 (Blue Star Report), No. 8 (ASGR), No. 4 (ESPN HoopGurtz), No. 5 (Collegiate Girls Basketball Report).

High School/AAU:

A McDonald's All-America and WBCA All-America ... an All-USA Today high school girl's basketball team selection in 2010 ... named Co-Player of the Year and a first team honoree on Parade's 2010 All-America squad ... a three-time The Record Player of the Year ... California Miss Basketball and Gatorade Player of the Year selection in 2010 ... tallied 18 points and eight rebounds in the 2010 WBCA High School All-America game, while being named Red Team MVP ... scored four points and grabbed five steals in the 2010 McDonald's All-America High School game ... one of five finalists for the 2010 Naismith National Player of the Year ... in her four years, took 38 charges, while totaling 2,164 career points ... as a senior, averaged 16.0 points, 4.2 rebounds, 6.1 assists and 5.1 steals ... hit 48.0 percent of her field goals ... led her team to the Class 6A state championship, and was named MVP of the state tournament ... guided St. Mary's H.S. to a 34-1 overall record and a No. 2 final national ranking ... the 2009 Stockton Hall of Fame, California Junior, ComcAST Sports and Stockton Player of the Year ... her St. Mary's squad was the California State Champions and won the Division II CIF Tournament in 2009 ... Cal-Hi Sports All-State first team ... 2009 All-USA Girls Basketball third team selection ... named Stockton Record Player of the Week seven times ... as a junior, averaged 19.3 points, 6.3 rebounds, 4.5 assists and 4.4 steals ... hit 53.3 percent of her field goals ... led St. Mary's to a 31-3 overall record and the state championship ... 2008 California State Player of the Year and Parade Magazine fourth team All-America ... participated in the Nike Skills Academy in 2008 and 2009 ... played for the Nike AAU Team California Storm and Team Taurasi ... selected the 2008 Farmers Insurance Student-Athlete of the Year by ComcAST Television ... Cal Hi Sport First Team selection ... her sophomore year, averaged 17.6 points, 4.2 rebounds, 4.4 assists and 4.9 steals ... 2008 Stockton Player of the Year ... earned Arizona Grand Resort All-Tournament Team honors ... Cal Hi Sport Athlete of the Month selection ... as a freshman, averaged 11.9 points, 2.8 rebounds, 3.6 assists and 3.8 steals ... MVP of the West CoAST Jamboree in 2007.

Personal:

Full name is Chelsea Nichelle Gray ... born October 8, 1992 in Hayward, Calif. ... daughter of James and Vickie Gray ... has one brother, Javon (27) ... her cousin, Alexis Gray-Lawson played for the California women's basketball team and was drafted by the Washington Mystics of the WNBA ... totaled a 3.7 grade-point average in high school.



Richa Jackson

6-0 • Freshman • F • #15
Midwest City, Okla.
(Midwest City)

Very versatile with the ability to play the three or four positions ... is a quick, athletic post player who also possesses great ball skills for her position ... has an excellent three-point shot.

Rankings:

No. 12 (Blue Star Report), No. 6 (ASGR), No. 6 (ESPN HoopGurlz), No. 25 (Collegiate Girls Basketball Report).

2010 USA U18 Women's National Team:

Invited to tryout for the squad from June 8-11.

High School/AAU:

Oklahoma Gatorade Player of the Year in 2010 ... a McDonald's and WBCA All-America honoree ... recorded 12 points and six rebounds in the 2010 McDonald's All-America High School game ... 2010 Parade First Team All-America ... Daily Oklahoma, Oklahoma Super 5 and Tulsa World Player of the Year in 2010 ... tallied career totals of 1,506 points, 499 rebounds and 275 steals ... a three-time Mid-State Player of the Year honoree ... twice selected to the All-State Tournament first team ... averaged 17.6 points, 5.3 rebounds, 1.6 assists and 2.5 steals during her senior campaign ... registered a season-high 29 points against Northside ... tallied 11 games with 20 or more points ... led the Bombers to the 2010 state championship, while being named MVP ... recorded 12 games with 20 or more points ... led her team to the 6A State Championship as a senior ... a 2009 Big All-City First Team, Oklahoma Super 5 All-State and Jenks Tournament MVP selection ... a 2008 Big All-City Player of the Year honoree, while being named Mid-State Conference MVP, Jenks Tournament MVP, First Team All-State Tournament and MVP of the Springfield Tournament ... as a junior, averaged 15.6 points, 4.1 rebounds, 2.4 assists and 3.9 steals ... hit 56.6 percent of her field goals ... led her squad to a 26-1 overall record and was the runner-up at the State Championship ... selected to the Jenks All-Tournament team in 2007 and the Harrah Tournament MVP in 2006 and 2007 ... her sophomore year, averaged 17.4 points, 6.2 rebounds and 2.6 steals ... had a field goal percentage of 57.6 and tallied four double-doubles ... her team finished with a 25-2 record and advanced to the final four of the State Championship ... as a freshman, averaged 15.3 points, 7.2 rebounds and 2.9 steals in only 14 games played ... led the Oklahoma Select club team to two AAU National Championships ... played for the KC Selects club team in the summer of 2008.

Personal:

Full name is Richa Shantel Jackson ... born January 17, 1992 in Oklahoma City, Okla. ... daughter of Richard Jackson and Sonja Searcy ... has one brother, Richard (5), and two sisters, Shaletha (20) and Raven (5) ... registered a 3.8 grade point average in high school.



Tricia Liston

6-1 • Freshman • G • #11
River Forest, Ill.
(Fenwick)

Is one of the best shooters Coach P has ever seen ... a very creative scorer, terrific both in the paint and off the bounce with the pull-up jumper.

Rankings:

No. 46 (Blue Star Report), No. 62 (ASGR), No. 33 (ESPN HoopGurlz), No. 28 (Collegiate Girls Basketball Report).

Prep:

Illinois Gatorade Player of the Year in 2009 & 2010 ... 2010 Illinois Miss Basketball ... third-team Parade All-America in 2010 ... three-time First Team All-State by the Chicago Tribune, Chicago Sun Times and Associated Press ... named ESPNChicago.com Girls Player of the Year as a senior ... finished her prep career with 2,713 points ... averaged 28.8 points, 6.4 rebounds, 2.5 assists and 2.3 steals during her senior campaign ... hit 55.6 percent of her field goals ... scored a season-high 43 points against St. Joe as she hit six three-pointers ... notched 13 games with 30 or more points ... had four double-doubles on the season ... three-time EASTern Suburban Catholic League Most Valuable Player ... three-time ESCC All-Conference ... Pioneer Press Player of the Year and Suburban Life Player of the Year as a sophomore, junior and senior ... All-Area Chicago Tribune and Chicago Sun Times in 2007-08, 2008-09 and 2009-10 ... as a junior, averaged 23.9 points, 6.0 rebounds, 1.4 assists and 1.3 steals ... hit 38.3 percent from three-point land ... notched 20 or more points in 23 contests, while posting 30 or more points in four contests ... played only 21.0 minutes a game ... totaled a season-high 36 points and eight rebounds against Hinsdale Central ... three-time MVP of the Niles North Thanksgiving Tournament ... three-time All-Tournament selection and MVP at the Dundee Crown Christmas Tournament and the Niles North Thanksgiving Tournament ... averaged 21.0 points, 6.0 rebounds and 3.0 assists as a sophomore ... her freshman year, averaged 10.0 points, 4.0 rebounds and 2.0 assists.

Personal:

Full name is Patricia Maureen Liston ... born February 20, 1992 in Chicago, Ill. ... daughter of Brian and Molly Liston ... has three sisters, Brigid (24), Maura (22) and Clare (20) ... her sister, Clare, will be a junior on the Wisconsin volleyball team in 2010-11 ... her father, Brian, played basketball at Loyola from 1978-82.



Haley Peters

6-3 • Freshman • G/F • 33
Red Bank, N.J.
(The Peddie School)

One of the hardest working players Coach P has ever seen ... very versatile and tough on the court ... can play the two, three and four positions ... a fierce competitor.

Rankings:

No. 9 (Blue Star Report), No. 18 (ASGR), No. 19 (ESPN HoopGurlz), No. 23 (Collegiate Girls Basketball Report).

2010 USA U18 Women's National Team:

Invited to tryout for the squad from June 8-11 ... one of 16 finalists.

High School/AAU:

A McDonald's All-America selection in 2010 ... 2010 New Jersey Gatorade Player of the Year ... 2010 Parade Magazine Second Team All-America ... recorded seven points, three rebounds and two assists in the 2010 McDonald's All-America High School game ... two-time New Jersey State Prep and Mid-Atlantic Prep League Player of the Year in 2009 and 2010 ... four-time First Team New Jersey All-State ... four-time Mid-Atlantic Prep League First Team All-League ... totaled 1,521 career points and 1,116 rebounds ... as a senior, averaged 19.8 points, 8.1 rebounds, 3.2 assists and 2.5 steals ... shot 59.0 percent from three-point range, 84.2 percent from the free throw line and 54.0 percent from the field ... led her team to a 25-2 record, its 14th straight Mid-Atlantic Prep A championship and 12th consecutive New Jersey State Prep Championship ... helped Peddie win the ESPN Rise National High School Invitational her senior year, while being named tournament MVP ... led Peddie to a top 25 ranking by USA Today ... averaged 17.8 points, 11.6 rebounds, 2.0 assists and 1.1 blocks as a junior ... totaled a career-high 34 points on 17-of-20 field goals against Lawrenceville in just over half a game ... led her squad to a 24-2 record and No. 43 ranking by ESPN Rise ... second team Sporting News All-America in 2010 and Honorable Mention selection in 2008 and 2009 ... attended the Nike National Skills Academy in 2009 ... a 2009 Boo Williams Invitational All-Tournament team selection ... Girls MVP of the 26th EASTern States Invitational ... two-time Myrtle Beach Holiday Invitational All-Tournament team in 2009 and 2010 ... as a sophomore, averaged 12.1 points, 10.6 rebounds, 1.9 assists and 1.8 steals ... led Peddie to a 22-4 record ... First Team All-League for the N.J. Mid-Atlantic Prep League ... Newark Star Ledger All-State, All-Mid Atlantic Prep League and Trenton Times All-Area First Team in 2007 ... for her freshman year, averaged 10.0 points, 11.8 rebounds, 1.5 assists and 1.5 steals ... team posted a 17-10 overall record ... named New Jersey Prep Rookie of the Year in 2006-07 ... Newcomer of the Year for the N.J. Mid-Atlantic Prep League ... played for the Philadelphia Belles AAU Nike Sponsored team from 2007-09.

Personal:

Full name is Haley McCloskey Peters ... born September 17, 1992 in Summit, N.J. ... daughter of Kurt Peters and Sharon McCloskey ... has two brothers, Casey (21) and Ryan (19) ... her brother, Casey, is a member of the Duke basketball team ... her brother, Ryan, plays basketball for Emory ... totaled a 4.2 grade-point average in high school ... earned a perfect score on the ACT college entrance exam and was valedictorian of her class ... 2010 Presidential Scholar candidate.



Chloé Wells

5-7 • Freshman • G • #4
Colton, Calif.
(A.B. Miller/Apex)

A crafty and savvy guard with the ability to play the one or the two ... has an excellent basketball IQ ... is a great three-point shooter ... has terrific eyes and court vision and understands the timing and tempo of the game.

Rankings:

No. 36 (Blue Star Report), No. 37 (ASGR), No. 62 (ESPN HoopGurlz), No. 26 (Collegiate Girls Basketball Report).

High School/AAU:

Named MVP of the 2010 Collision XII All-Star game, recording 17 points, four rebounds and four assists ... did not play as a senior at AB Miller H.S. due to transfer rules ... played her junior year at Apex High School in Apex, N.C. ... the 2008-09 Tri-Eight Player of the Year ... led Apex to a 24-0 record in the regular season before falling in the second round of the playoffs ... as a junior at Apex H.S., averaged 19.1 points a game ... All-Conference First Team selection ... NCPreps.com All-State honoree ... attended A.B. Miller H.S. in California as a freshman and sophomore ... two-time CIF-SS 2AA, The Press-Enterprise, San Bernardino Sun and San Bernardino Daily Bulletin Player of the Year ... Citrus Belt League MVP as a freshman and sophomore ... led Miller to its first two C.I.F. Conference titles in school history ... two-time All-State and First Team All-C.I.F. selection ... averaged 17.5 points, 5.7 assists, 4.9 rebounds and 4.8 steals her sophomore year ... led A.B. Miller H.S. to a 30-3 overall and 14-0 league record ... named the CIF's MVP in 2008 ... posted a triple-double against Redlands with 22 points, 12 rebounds and 11 assists ... scored 922 points as a freshman and sophomore ... totaled three other double-doubles on the year ... notched 20 or more points in 10 contests, while registering a season-high 32 points against Redlands EAST Valley ... as a freshman, averaged 16.2 points, 4.8 steals, 3.4 assists and 2.1 rebounds ... notched eight games with 20 or more points ... led her high school squad to a 33-3 overall record and 14-0 league mark ... won two AAU National Championships and had one runner-up with the team Beyond The Rym ... lettered in golf as a sophomore and track & field as a sophomore and junior ... was All-League MVP in the triple jump as a junior.

Personal:

Full name is Chloe Lynn Wells ... born November 4, 1992 in Fontana, Calif. ... daughter of John and Nyla Wells ... has three sisters, Devyn (28), Tamara (21) and Lola (19).

Staff

Joanne P. McCallie	36-39
Coach P Versus the Opponents	40-42
Al Brown	43
Samantha Williams	44
Trisha Stafford-Odom	45
Kate Senger	46
Bobby Sorrell	46
Lauren Rice	46
Sarah Smoak	47
Kevin Lehman	47
Lindy Brown	47
Summer McKeegan	47
Jacki Silar	48
Heather Ryan	48
William Stephens	48
Managers & Practice Players	49
Support Staff	50
Kevin White	51
Senior Administration	52



Joanne P. McCallie

Head Coach

Fourth Season at Duke

18th Year as a Head Coach

Northwestern, '87 • Auburn, '90

The ACC Coach of the Year in 2010, Head Coach Joanne P. McCallie enters her fourth season at the helm of the Blue Devils' program. LAST year, McCallie guided Duke to its sixth ACC Championship and ninth regular season ACC title in school history. Along the way, she also became the first coach in Division I history to be crowned champion in four different conferences, as well as the first coach in NCAA history to garner coach of the year accolades in four different leagues. Coach P and the Blue Devils return several experienced veterans and will welcome the nation's No. 1 ranked recruiting class for the 2010-11 campaign.

In just three years, Coach P has guided the Blue Devils to an 82-22 overall record, a 33-9 mark in Atlantic CoAST Conference (ACC) action and three NCAA Tournament selections, including a No. 1 seed in 2009 and an Elite Eight appearance in 2010, while collecting her first ACC regular season and Tournament titles in 2010. Her 78.6 winning percentage in ACC contests ranks first on the conference's all-time coaching charts. Meanwhile, Coach P's winning percentage of 78.9 in all games is first among active coaches in the ACC and second in the conference's all-time coaching records.

During her third season at Duke, Coach P guided the Blue Devils to a 30-6 overall record, both the ACC regular season and tournament titles and advanced to the NCAA Tournament Regional final. The 30-win season for Duke was the eighth over the IAST 10 years as McCallie became just the second Division I coach to lead two different programs to 30-win campaigns.

The Blue Devils knocked off eight ranked teams under Coach P's guidance in 2009-10, while junior Jasmine Thomas earned All-America honors and was a finalist for National Player of the Year. Senior Joy Cheek became the 14th player drafted in Duke's history as she was taken with the 35th overall selection by the Indiana Fever.

In 2008-09, McCallie led Duke to its 11th straight 25-win season, an appearance in the ACC Tournament Championship game as well as a No. 1 seed in the 2009 NCAA Tournament. Under Coach P's direction, the Blue Devils compiled a 14-0 record in Cameron Indoor Stadium, marking only the second time in school history the program has gone undefeated at home.

Duke collected wins over eight nationally ranked opponents including Stanford, Tennessee, North Carolina, Maryland and Florida State. The Blue Devils' undefeated home record was supported by an average of 6,655 fans, the second-highest average in school history, and Duke ended the season ranked No. 11 nationally in average attendance. The program continued its streak of NCAA Tournament appearances in 2008-09 under McCallie as Duke was selected to the "Big Dance" for the 15th consecutive time and the seventh time in school history as a No. 1 seed. McCallie coached seniors Chante Black and Abby Waner, who were selected in the WNBA draft, becoming the 12th and 13th players drafted in Blue Devil history. Black and Waner were selected No. 10 and No. 21, respectively, in the WNBA Draft in April by the Connecticut Sun and New York Liberty.

In her first season with the Blue Devils in 2007-08, McCallie led Duke to its 10th straight 25-win season with an appearance in the ACC Championship game and a trip to the NCAA Tournament Sweet 16 in Oklahoma City, Okla., which marked the 11th consecutive appearance in the regional semifinals for the program. The NCAA Tournament appearance was its 14th straight and 15th overall tournament bid for the Blue Devils.

McCallie coached Duke's 11th player drafted to the WNBA as Wanisha Smith was selected in the second round (27th overall) by the New York Liberty. Duke also saw a rise in attendance in McCallie's first season. The Blue Devils received a national ranking in attendance for the year of No. 10 while averaging a school-record 6,755 fans in 13 home contests.

McCallie has already made her presence felt in the Durham and neighboring communities as well as on campus. She has been the keynote speaker for the Durham Sports Club, Durham Chamber of Commerce - Professional Women's Network, the Duke Club of Washington, D.C., Special Olympics, N.C. High School Coaches Association, Hospice, the Hays Barton United Methodist Church and the Raleigh Sports Club. She participated in a panel discussion on campus for Women at Duke. She has also participated in the Duke Children's Hospital Radiothon as well as being a spokeswoman for Duke Women's Health. McCallie also took part in the second annual 4Kay Golf outing this pAST September in Greensboro, N.C. The outing is set to raise money for breAST cancer research. A huge advocate

The Coach P File

Coaching Honors

National Coach of the Year

Associated Press	2005
<i>Basketball Times</i>	2005
Nike	2005

Conference Coach of the Year

Atlantic CoAST Conference	2010
Big Ten	2005
America EAST	1999
North Atlantic	1996
North Atlantic	1995

Basketball Coaches Association Michigan

College Coach of the Year

Michigan State	2005
----------------------	------

Coaching Highlights

NCAA National Championship Game	1
..... (2005)	
NCAA Final Four	1
..... (2005)	
NCAA Elite Eight	2
..... (2005, 2010)	
NCAA Sweet Sixteen	4
..... (2006, 2005, 2008, 2010)	
NCAA Tournament Bids	14
..... (1995, '96, '97, '98, '99, 2000, '03,	
..... '04, '05, '06, '07, '08, '09, '10)	

Record Breakdown

Overall	398-170 (18 Years)
Record at Duke	82-16 (3 Years)
Atlantic CoAST Conference	33-9 (3 Years)
ACC Tournament	7-2 (3 Appearances)
NCAA Tournament	16-14 (13 Appearances)
Record at Michigan State	149-75 (7 Years)
Big Ten	69-45 (7 Years)
Record at Maine	167-73 (8 Years)
North Atlantic	48-14 (4 Years)
America EAST	61-11 (4 Years)
Home	208-49 (18 Years)
Away	139-86 (18 Years)
Neutral	43-39 (18 Years)

for youth development, McCallie and the Duke women's basketball team have developed a relationship with a local non-profit organization, The Emily K Center, by participating in after school leadership programs. In addition, Duke will host the 2010 Jimmy V Women's Basketball Classic as part of Jimmy V Week, an initiative that benefits the V Foundation for Cancer Research. Coach P and the Blue Devils will host the reigning Big 12 Conference Champion Texas A&M on Dec. 6, 2010, and the contest will be aired live on ESPN2.

The Blue Devils have four major relationships in the surrounding area they help with each year -- The Ronald McDonald House, Duke Children's Hospital, Duke Women's Health and the Emily Krzyzewski Center -- while also participating in other activities to help the community.

Coach P created the "Choice Not Chance" kids club whose philosophy focuses on making the correct choices in life. The philosophy is widely used by McCallie, her staff and players, who are very active in the community speaking about "CNC." In its inaugural year the program received memberships of over 100 children who are entering the eighth grade or under.

Another tradition introduced in McCallie's first season was the Coach P radio show, a first for the women's basketball program at Duke. The show is hosted by Morgan Patrick on 620 AM The Bull, and performed live once a month at Satisfaction Restaurant, often among standing room only attendance. During the broadcast, fans have the opportunity to ask Coach P about upcoming games and events involving the Duke Women's Basketball team.

In October 2008, embracing McCallie's vision, the program launched its first ever True Blue Golf Classic. The Duke University Golf Club played host to 112 golfers in an effort to raise money for the program. From the success of the 2008 Classic, the 2009 Classic saw a sell-out group of participants tee off.

Coach P has an undying passion to develop people into winners. She is only one of four coaches who have taken three different programs to the NCAA Tournament. McCallie is also one of two coaches to guide her teams to a No. 1 seed in the NCAA Tournament at two different schools. She has three National Championship game appearances in her career and has been named conference coach of the year four times. Coach P has coached 10 players who have received All-America honors. In her 18-year head coaching career, her teams have reached 20 wins 14 times.

Player development is a key component to Coach P's philosophy. During McCallie's career she has seen nine of her former players go on to play professionally. Four players have been first round WNBA Draft picks: Cindy Blodgett, Kristin Haynie, Elizabeth Shimek and Chante Black. In the WNBA offseason, these players, as well as Carrem Gay, Lindsay Bowen, Kelli Roehrig and Lorenda Haynes have enjoyed an overseas experience playing in countries such as Israel, Russia, Greece, France and Denmark. Coach P does not only produce great professional players, she also prepares players to be great coaches. Cindy Blodgett, a former player at Maine, is currently the head coach at the University of Maine. Four others are either assistant coaches or administrators at the D-1 level -- Julie Veilleux, Assistant Coach at Navy, Candice Jackson, Assistant Coach at Wake Forest, Wanisha Smith, Assistant Coach at Longwood University and Julie Dombrowski, Dir. of Operations at Michigan State.

With Team USA, McCallie coached the FIBA U-21 World Championship team in Moscow, Russia from June 29 - July 8, 2007, where she led the USA squad to an 8-0 record and won the gold medal. Her team of college stars, includ-

ing former Blue Devil Abby Waner, captured nine USA Basketball U-21 records by registering a 30.0 point average margin of victory, scoring 93 points per game, netting the highest three-point percentage and field goals during the championship. Defensively, three players sit atop the blocked shots charts and four out of five of the top rebounders were members of this team. Over the summer of 2006, McCallie guided the USA Basketball U-20 team to a 5-0 record and a gold medal in the FIBA Americas Championships in Mexico City. The squad outscored its opponents by an average of 62 points per game and set 28 USA Basketball U-20 records in the event including most points averaged, highest field goal percentage and most field goals and three-pointers made. For her team's accomplishments, McCallie was named USA Basketball Developmental Coach of the Year.

Prior to coming to Duke, McCallie spent seven years at Michigan State University. While piloting the Spartans to a nationally elite level, McCallie, the 2005 Associated Press Coach of the Year, guided the Spartans to their first ever NCAA Final Four and national championship game appearance as well as their first ever NCAA Elite Eight and repeat Sweet Sixteen appearances, the programs' second Big Ten regular season title and first ever Big Ten Tournament Championship in 2005. Under McCallie, the program collected four consecutive 20-win seasons and an 81-23 record over her final three years in EAST Lansing. The Spartans also posted a school-record four straight appearances in the NCAA Tournament.

In 2005, Michigan State advanced to its first national championship game after earning the program's first No. 1 seed in the NCAA Tournament. That record-setting team won 33 games (10 more than the previous record), won 14 Big Ten contests, shared just its second Big Ten regular-season championship, won its first Big Ten Tournament title, finished 13-0 at home, achieved a school-record 17-game win streak and beat 13 nationally-ranked teams. Over her seven-year stint in EAST Lansing, the Spartans also defeated 25 ranked opponents.

For her efforts, McCallie was named 2005 National Coach of the Year by the Associated Press, Basketball Times and Nike, as well as being voted Big Ten Coach of the Year by the league's media members. It marked the first time an MSU women's basketball coach was named national coach of the year and the second time a Spartan head coach earned the conference's coach of the year award. McCallie was also named the 2005 Basketball Coaches Association of Michigan College Coach of the Year.

Under McCallie, Michigan State saw its fan base increase dramatically as well, including a 78 percent rise since her arrival. The team set season attendance records in four out of her final five seasons, including a school-record average of 6,787 fans in 2005-06, which ranked 10th nationally. The Spartans were ranked second in attendance in the Big Ten and ninth nationally during McCallie's final season with an average of 6,646 fans a game. At the time of McCallie's departure from MSU, all of the Spartan top 15 single-game crowds in program history came during Coach P's tenure, including a school-record 14,066 against Ohio State in a nationally televised game on Feb. 20, 2005. Prior to her arrival at MSU, the women's basketball program averaged only 1,506 fans per game in 1999-2000.

During her eight-year career at Maine, McCallie guided the Black Bears to seven straight 20-win campaigns, including a 20-11 overall record (in 1999-2000) and their sixth-straight NCAA Tournament appearance. She was named coach of the year on three occasions, twice in the North Atlantic Conference (1995 and 1996) and once in the America EAST (1999). For her efforts, Maine honored her in 2009 with a banner as one of its top coaches in school history.

While at Maine, McCallie organized an event called "Realizing the Dream; Celebrating Women in Athletics" that featured speakers Dr. Donna Lopiano and Sheryl Swoopes. During the 1997-98 season, Dana Rae Warren filmed a documentary of the Maine women's basketball season. McCallie was inducted into the New England Basketball Hall of Fame in 2004. In October of 2005, she was inducted into the Maine Sports Legends Hall of Honor as well as the Maine Sports Hall of Fame in June of 2008 and the University of Maine Athletics Hall of Fame in October of 2009.

Prior to becoming head coach at Maine in 1992-93, McCallie was an assistant coach at Auburn from 1988-92. As the team's primary recruiter, she helped sign the fourth-ranked class in the nation in 1990-91 and the 16th-ranked class in the nation in 1991-92. While at Auburn, McCallie and the Tigers appeared in two national championship games and made an appearance in the NCAA Elite Eight.

A native of Brunswick, Maine, McCallie owns a career mark of 398-170 dur-

What Does the P Stand For?

Those who have not known Joanne P. McCallie long may wonder why her players and those who know her well call her "Coach P." The "P" stands for Palombo, her maiden name. McCallie is proud of her Italian heritage, and early in her career found many similarities between herself and coaching legend Jim Valvano. She reasoned that if there could be a "Jimmy V", why not a "Joanne P?" Therefore, during her years as Joanne Palombo, she became known as "Coach P," and after her marriage to John McCallie, she decided to keep the "P" as a middle initial. But old habits die hard, so players, coaches, staff members and friends continue to refer to her simply as "Coach P."

ing her 18-year stint as a head coach at Maine, Michigan State and Duke. As a coach and player, she has led her teams to 14 conference titles, 19 NCAA Tournament appearances, seven NCAA Sweet 16 appearances, five NCAA Elite Eight appearances, three NCAA Final Four appearances and three NCAA Championship game appearances.

The former Joanne Palombo played her collegiate basketball at Northwestern from 1984-87. She still ranks seventh in Wildcat history with 378 career assists. As a senior, she was an All-Big Ten honorable mention selection and helped lead the Wildcats to the second round of the NCAA Tournament. McCallie also was named Academic All-Big Ten First-Team as a senior.

McCallie graduated from Northwestern in 1987 with a degree in political science and earned a mASter's degree in business administration from Auburn in 1990.

The McCallie family includes husband John, daughter Madeline (Maddie - 16) and son John Wyatt (Jack - 10). The family resides in Durham, N.C.

Accomplishments

- Led the Blue Devils to the 2010 ACC Championship, which marked the sixth overall conference title in school history.
- Became the first Division I head coach to win a conference title in four different leagues - ACC, Big Ten, America EAST, North Atlantic.
- Is the first Division I head coach to be named conference coach of the year in four different conferences.
- Led Duke to its eighth 30-win season out of the IAST 10 years.
- Became only the second Division I head coach to lead two different programs to 30-win seasons.
- Guided Duke to its 16th straight NCAA Tournament and an appearance in the NCAA Elite Eight.
- Became only the second Division I head coach to lead two different programs to a No. 1 seed in the NCAA Tournament.
- Won 221 games in the IAST nine seasons.
- Is one of only three Division I head coaches to guide three different programs to the NCAA Tournament.
- Led Duke to a 14-0 record at home in 2008-09, marking just the second time in school history the Blue Devils have gone undefeated in Cameron Indoor Stadium in one season.
- Coach P is one of only four head coaches in Division I history to lead three different programs to 25 or more wins in a single season.
- Won a gold medal as coach of the 2006 U20 National team and the 2007 U21 World Championship team.
- In 2005, led MSU to the Big Ten regular season and tournament championships and the NCAA National Championship game.
- Guided Michigan State to a school-record 33 wins in 2004-05.
- Left Maine as the school's all-time winningest women's basketball coach (167 victories).
- Appeared in two National Championship games as an assistant coach at Auburn.

McCallie Coaching Tree

Katie Abrahamson-Henderson

Head Coach - Albany
Assistant coach under McCallie at Michigan State from 2000-02

AnnMarie Gilbert

Head Coach - EASTern Michigan
Assistant coach with McCallie from 2002-07 at Michigan State

Cindy Blodgett

Head Coach - Maine
Four-time letterwinner who led the NCAA in scoring her sophomore and junior years at Maine under McCallie

Niya Butts

Head Coach - Arizona
Assistant coach with McCallie from 2002-03 at Michigan State

Felisha Legette-Jack

Head Coach - Indiana
Assistant coach with McCallie from 2000-02 at Michigan State

Janel Burgess

Head Coach - Grand Valley State
Assistant coach at Maine in 1999-2000 and at Michigan State from 2000-04 under McCallie

Semeka Randall

Head Coach - Ohio University
Assistant coach with McCallie from 2005-07 at Michigan State

Darren Bennett

Head Coach - Skidmore
Assistant coach with McCallie from 2003-04 at Michigan State

Lindsey Hass

Director of Operations - Georgia Tech
Intern under McCallie at Duke from 2007-08

Candice Jackson

Assistant Coach - Wake Forest
Three-year letterwinner at Michigan State under McCallie from 2001-05

Wanisha Smith

Assistant Coach - Longwood College
Played at Duke under McCallie in 2007-08

Julie Pagel

Director of Operations - Michigan State
Four-year letterwinner at Michigan State under McCallie

Darin Thrun

Assistant Coach - EASTern Michigan
Manager under McCallie at Michigan State from 2003-06

Julie Veilleux

Assistant Coach - Navy
Letterwinner at Maine under McCallie in 1999-2000

Coach P Year-by-Year

Year	Team	Overall Record (Winning %)	League Record (Winning %)	Postseason
1992-93	Maine	9-20 (.310)	4-10 (.286)	North Atlantic Tournament Runner-up
1993-94	Maine	20-7 (.741)	12-2 (.857)	North Atlantic Regular-Season Champion
1994-95	Maine	24-6 (.800)	14-2 (.875)	*North Atlantic Champion/NCAA Tournament
1995-96	Maine	27-5 (.844)	18-0 (1.000)	*North Atlantic Champion/NCAA Tournament
1996-97	Maine	22-8 (.733)	17-1 (.944)	*America EAST Champion/NCAA Tournament
1997-98	Maine	21-9 (.700)	13-5 (.722)	America EAST Tourn. Champ/NCAA Tournament
1998-99	Maine	24-7 (.774)	17-1 (.944)	America EAST Regular-Season Champion/NCAA Tournament Second Round
1999-2000	Maine	20-11 (.645)	14-4 (.778)	NCAA Tournament
2000-01	Mich. State	10-18 (.357)	4-12 (.250)	N/A
2001-02	Mich. State	19-13 (.594)	6-10 (.375)	WNIT Semifinals
2002-03	Mich. State	17-12 (.586)	10-6 (.625)	NCAA Tournament
2003-04	Mich. State	22-9 (.710)	10-6 (.625)	NCAA Tournament Second Round
2004-05	Mich. State	33-4 (.892)	13-2 (.867)	*Big Ten Champion/NCAA Tournament National Finalist
2005-06	Mich. State	24-10 (.706)	11-5 (.688)	NCAA Tournament Sweet 16
2006-07	Mich. State	24-9 (.727)	13-3 (.813)	NCAA Tournament Second Round
2007-08	Duke	25-10 (.714)	10-4 (.714)	NCAA Tournament Sweet 16
2008-09	Duke	27-6 (.818)	11-3 (.786)	NCAA Tournament Second Round
2009-10	Duke	30-6 (.833)	12-2 (.857)	*ACC Champion/NCAA Tournament Elite Eight

*Regular season and tournament

Career Total (18 Years): 398-170..... 209-157 (.571) 14 NCAA Tournament Appearances; Six Conference Championships
Duke (3 Years): 82-22..... 33-9 (.786) Three NCAA Tournament Appearances; One ACC Championship
Michigan St. (7 Years): 149-75..... 69-45 (.605) Five NCAA Tournament Appearances; One Big Ten Championship
Maine (8 Years): 167-73..... 109-25 (.813) Six NCAA Tournaments; Two America EAST Tournament & Two North Atlantic Champ.

The McCallie Family

The McCallie family not only emphasizes education to the young women on the Duke team, but their own accomplishments further demonstrate their commitment to academics. Head coach Joanne P. McCallie holds a bachelor's degree in political science from Northwestern and a mASter's degree from Auburn in business administration.

John McCallie, Ph.D, Joanne's husband, is currently a professor at the University of North Carolina at Chapel Hill. But it should come as no surprise that the McCallies are well-educated, as the name McCallie has long been synonymous with the word "education." The McCallie School is a college preparatory school for boys located on Missionary Ridge near Chattanooga, Tenn. It was founded in 1905 by Spencer Jarnagin McCallie and James Park McCallie, the grandfather and great-uncle, respectively, of John McCallie.

The McCallie School accepts young men with above average to exceptional academic abilities, and those students matriculate at some of the best colleges and universities in the nation. In recent years, the school has been recognized for its innovative educational programs and its overall standards of excellence. Recently, the *Atlanta Journal/Constitution* called McCallie "one of the leading secondary educational institutions in the United States."

In addition, John McCallie's great-aunt, Grace McCallie, was one of three founders of the Girls Preparatory School in 1906, also in Chattanooga. The school prepares girls for college through academic training, and instills in them high principles of honesty, integrity and consideration for others.

Coach P Versus the Opponents

Opponent Record Result

Alabama	2-2	W, 79-61, 3/19/02 (H) L, 53-54, 12/10/00 (A) L, 43-79, 11/25/95 (N) W, 75-73, 1/5/95 (H)
Alcorn State	1-0	W, 73-41, 3/19/05 (N)
Arizona	1-0	W, 72-60, 3/21/04 (N)
Arizona State	1-0	W, 67-59, 3/25/08 (N)
Arkansas State	2-0	W, 70-59, 11/20/01 (A) W, 76-50, 11/17/00 (H)
Austin Peay	1-0	W, 83-42, 3/22/09 (N)
Baylor	0-2	L, 48-51, 3/29/10 (N) L, 62-84, 4/5/05 (N)
Boise State	0-1	L, 53-87, 12/11/93 (N)
Boston College	4-5	L, 57-61, 2/4/10 (A) W, 69-58, 2/9/09 (H) W, 51-41, 2/7/08 (A) W, 82-78 OT, 11/21/04 (H) L, 61-63, 11/18/00 (H) L, 54-81, 12/28/99 (N) L, 56-83, 11/15/99 (H) W, 55-49, 11/28/93 (H) L, 65-80, 12/1/92 (A)
Boston University	14-4	W, 73-52, 3/9/00 (N) W, 54-40, 2/24/00 (A) W, 53-46, 12/11/99 (H) W, 92-61, 2/6/99 (A) W, 75-59, 1/5/99 (H) L, 77-94, 2/12/98 (A) W, 80-58, 1/2/98 (H) W, 75-49, 2/21/97 (A) W, 89-42, 1/4/97 (H) W, 77-51, 2/22/96 (H) W, 57-55, 12/7/96 (A) W, 71-56, 3/7/95 (N) W, 77-56, 2/11/95 (H) L, 72-75, 1/26/95 (A) W, 70-62, 2/12/94 (A) W, 66-43, 1/27/94 (H) L, 57-64, 2/13/93 (H) L, 52-61, 1/28/93 (A)
Brown	1-0	W, 82-68, 11/29/96 (H)
Bucknell	2-0	W, 92-49, 12/21/07 (H) W, 68-51, 11/17/06 (H)
Buffalo	2-1	W, 50-42, 11/16/01 (H) W, 77-66, 12/14/95 (H) L, 47-50, 12/28/93 (A)
Cal. St. Northridge	1-0	W, 73-69 OT, 12/22/06 (A)
Central Conn. State	3-0	W, 77-42, 11/20/04 (H) W, 60-59, 1/11/94 (H) W, 79-52, 2/4/93 (A)
Central Michigan	2-1	W, 75-50, 12/30/05 (H) W, 81-52, 12/20/00 (H) L, 56-81, 1/2/93 (A)
Chicago State	2-0	W, 101-52, 11/26/00 (N) W, 90-31, 12/12/93 (N)
Cincinnati	2-0	W, 77-61, 12/4/04 (A) W, 55-43, 12/29/03 (H)
Clemson	3-0	W, 67-41, 1/7/10 (A) W, 77-53, 2/13/09 (H) W, 83-54, 2/13/08 (A)
Columbia	2-0	W, 85-52, 12/1/95 (H) W, 60-42, 1/7/94 (A)
Connecticut	1-4	L, 48-81, 1/18/10 (H) L, 48-74, 11/25/07 (N) W, 67-51, 12/29/04 (A) L, 70-98, 2/16/98 (A) L, 75-105, 3/16/95 (A)

Dartmouth	3-0	W, 71-55, 12/12/94 (H) W, 60-56, 1/31/94 (A) W, 60-59OT, 1/26/93 (H)
Davidson	1-0	W, 74-68, 11/22/03 (H)
Dayton	0-1	L, 57-61, 12/17/00 (A)
Delaware	16-2	W, 69-58, 3/18/07 (H) W, 74-66, 3/10/00 (N) L, 79-84OT, 1/27/00 (H) W, 73-58, 1/4/00 (A) W, 77-66, 2/18/99 (A) W, 81-51, 1/22/99 (H) W, 98-73, 2/8/98 (H) W, 78-66, 1/10/98 (A) W, 102-54, 2/13/97 (H) W, 89-47, 1/18/97 (A) W, 90-48, 2/9/96 (H) W, 78-61, 1/2/96 (A) W, 74-67, 2/24/95 (A) W, 95-63, 1/15/95 (H) W, 82-53, 2/25/94 (H) W, 53-51, 1/16/94 (A) W, 58-53, 2/26/93 (A) L, 53-56, 1/17/93 (H)
Denver	1-0	W, 57-37, 11/11/07 (A)
DePaul	1-0	W, 87-76, 3/14/02 (H)
Detroit	6-0	W, 77-52, 12/7/05 (H) W, 73-64, 12/11/04 (A) W, 64-41, 1/12/04 (H) W, 72-49, 1/12/03 (H) W, 62-61, 1/12/01 (A) W, 76-63, 11/30/00 (H)
Drexel	17-2	W, 92-64, 2/20/00 (H) W, 67-55, 1/21/00 (A) W, 72-52, 1/30/99 (H) W, 75-50, 1/9/99 (A) W, 84-59, 3/5/98 (H) W, 86-66, 2/19/98 (H) L, 64-69, 1/22/98 (A) W, 110-68, 3/5/97 (N) W, 94-56, 1/24/97 (H) W, 55-45, 12/7/96 (A) W, 88-51, 3/3/96 (N) W, 78-47, 2/4/96 (A) W, 107-53, 1/14/96 (H) W, 83-64, 2/26/95 (A) W, 87-63, 1/13/95 (H) L, 71-72, 2/27/94 (H) W, 79-52, 1/14/94 (A) W, 66-53, 2/28/93 (A) W, 56-50, 1/15/93 (H)
Duke	0-1	L, 61-86, 3/26/06 (N)
EAST Carolina	1-0	W, 92-70, 12/27/97 (N)
EASTern Illinois	1-0	W, 85-45, 12/9/04 (H)
EASTern Michigan	1-1	W, 79-62, 11/28/03 (H) L, 59-66, 12/3/00 (N)
Florida International	0-1	L, 56-69, 11/24/01 (A)
Florida State	4-1	W, 73-43, 1/29/10 (H) W, 75-57, 3/7/09 (N) L, 75-82, 1/29/09 (A) W, 81-67, 3/7/08 (N) W, 70-38, 1/11/08 (H)
Fresno State	1-0	W, 82-68, 11/23/02 (H)
George Washington	0-2	L, 65-68, 11/22/96 (A) L, 67-83, 3/15/96 (A)
Georgia	1-2	L, 61-64, 12/17/02 (A) W, 70-49, 1/5/02 (H) L, 68-79OT, 11/27/99 (H)
Georgia Southern	1-0	W, 69-42, 11/19/09 (H)
Georgia State	1-0	W, 49-36, 1/2/94 (H)
Georgia Tech	4-0	W, 67-55, 3/6/10 (N) W, 64-50, 2/19/10 (A) W, 60-34, 1/25/09 (H)

Gonzaga	1-0	W, 73-47, 1/24/08 (A) W, 60-45, 11/26/05 (N)
Hampton	1-0	W, 72-37, 3/20/10 (H)
Hartford	15-4	L, 51-53, 11/21/08 (N) W, 58-45, 12/9/06 (N) W, 68-51, 2/3/00 (A) W, 76-67OT, 1/8/00 (H) W, 79-56, 2/25/99 (H) W, 66-42, 1/19/99 (A) L, 67-74, 2/26/98 (A) W, 63-57, 1/13/98 (H) L, 58-70, 1/30/97 (A) W, 92-57, 1/7/97 (H) W, 80-69, 3/5/96 (N) W, 75-62, 2/15/96 (A) W, 90-41, 1/30/96 (H) W, 91-44, 2/16/95 (H) W, 97-52, 1/21/95 (A) W, 67-50, 2/17/94 (H) W, 70-66, 1/22/94 (A) L, 63-66, 2/18/93 (A) W, 51-50, 1/23/93 (H)
Hofstra	14-1	L, 53-57, 11/22/06 (H) W, 75-60, 2/18/00 (H) W, 72-68OT, 1/23/00 (A) W, 69-57, 3/4/99 (N) W, 78-57, 2/1/99 (H) W, 58-56, 1/11/99 (A) W, 91-83, 2/21/98 (H) W, 72-42, 1/24/98 (A) W, 84-51, 1/26/97 (H) W, 65-61, 12/5/96 (A) W, 87-54, 2/2/96 (A) W, 89-54, 1/12/96 (H) W, 78-67, 3/5/95 (N) W, 82-57, 2/2/95 (H) W, 89-59, 1/9/95 (A)
Houston	3-0	W, 84-68, 12/28/07 (A) W, 68-55, 11/26/06 (A) W, 76-53, 12/17/05 (H)
Houston Baptist	1-0	W, 104-35, 11/13/09 (A)
Illinois	9-7	L, 46-56, 2/22/07 (A) W, 80-70, 2/4/07 (H) W, 57-51, 2/5/06 (A) W, 72-61, 1/19/06 (H) W, 61-50OT, 3/4/05 (N) W, 68-59, 2/6/05 (H) W, 62-42, 1/19/05 (A) W, 58-56, 1/29/04 (A) L, 65-75, 2/24/03 (H) W, 70-57, 3/16/02 (A) W, 62-57, 2/9/02 (H) L, 66-72, 1/13/02 (A) L, 50-52, 2/18/01 (A) L, 59-72, 1/14/01 (H) L, 67-72, 3/3/00 (N) L, 66-86, 1/30/00 (A)
Indiana	8-4	W, 64-56 OT, 1/4/07 (A) W, 74-49, 12/28/06 (H) W, 65-59, 1/29/06 (H) W, 52-40, 1/30/05 (A) W, 60-51OT, 2/29/04 (A) W, 59-41, 1/2/04 (H) W, 64-53, 1/26/03 (A) W, 70-44, 1/16/03 (H) L, 55-67, 2/3/02 (A) L, 47-50, 12/30/01 (H) L, 50-52, 2/11/01 (H) L, 54-71, 12/31/00 (A)
Indiana State	1-0	W, 85-66, 11/24/06 (H)

COACH P VS. THE OPPONENTS

2010-11 WOMEN'S BASKETBALL MEDIA GUIDE

Iowa	9-6	W, 71-47, 12/4/08 (H) W, 67-57, 1/21/07 (H) W, 83-63, 1/14/07 (A) W, 79-58, 3/3/06 (N) W, 73-71, 2/16/06 (H) L, 64-75, 1/9/06 (A) W, 67-50, 2/17/05 (A) W, 68-56, 1/9/05 (H) W, 81-54, 3/5/04 (N) L, 67-78, 2/1/04 (H) W, 68-58, 2/27/03 (A) L, 59-69, 2/20/02 (H) L, 55-75, 1/24/02 (A) L, 47-50, 2/22/01 (A) L, 56-71, 2/1/01 (H)	L, 58-71, 1/15/06 (A) W, 55-49, 3/7/05 (N) W, 79-48, 2/10/05 (A) W, 62-49, 1/16/05 (H) W, 72-69, 1/25/04 (A) W, 74-71, 1/23/03 (H) W, 80-72, 2/24/02 (A) L, 69-70, 1/7/02 (H) W, 58-50, 2/25/01 (H) W, 66-65, 1/7/01 (A)	W, 79-59, 2/2/06 (A) W, 101-40, 2/3/05 (H) W, 70-46, 2/8/04 (H) W, 67-57OT, 1/22/04 (A) W, 75-43, 3/2/03 (H) L, 46-52, 1/2/03 (A) W, 75-58, 1/27/02 (H) W, 77-68, 2/15/01 (A) W, 66-50, 12/16/99 (H)					
James Madison	2-1	W, 79-65, 12/18/09 (H) W, 85-62, 11/28/97 (H) L, 63-69, 11/24/96 (A)	Mississippi	0-2	L, 72-77 OT, 11/28/98 (H) L, 50-64, 12/6/92 (N)	Northwestern State	0-1	L, 54-77, 12/4/93 (H)	
Kent State	2-1	W, 55-48, 12/6/03 (A) W, 85-72, 12/3/02 (H) L, 62-63, 1/3/94 (N)	Monmouth	1-0	W, 60-52, 11/23/01 (N)	Notre Dame	2-0	82-73 OT, 12/2/04 (A) W, 92-63, 11/26/03 (H)	
Kentucky	1-0	W, 67-63, 3/20/06 (A)	Murray State	1-0	W, 78-57, 3/23/08 (N)	Oakland	2-0	W, 88-77, 12/5/02 (A) W, 55-53, 12/5/01 (H)	
Long Island	1-0	W, 55-33, 12/3/93 (H)	New Hampshire	14-3	W, 70-60, 2/12/00 (H) W, 74-71, 1/15/00 (A) W, 83-58, 2/14/99 (H) W, 71-57, 1/16/99 (A) L, 65-75, 2/1/98 (H) W, 75-61, 1/17/98 (A) W, 81-70, 2/9/97 (H) W, 101-90, 1/11/97 (A) W, 71-56, 1/28/96 (A) W, 80-64, 1/20/96 (H) W, 92-77, 3/1/95 (A) W, 78-49, 2/4/95 (H) W, 72-64, 3/2/94 (H) W, 64-60, 2/5/94 (A) W, 59-55, 3/6/93 (N) L, 38-58, 3/1/93 (A) L, 63-68, 2/7/93 (H)	Ohio	1-0	W, 82-61, 12/5/98 (N)	
Louisiana State	1-3	W, 60-52, 3/22/10 (H) L, 50-65, 12/17/06 (H) L, 52-72, 12/28/05 (H) L, 79-88, 3/15/97 (A)	North Carolina	2-7	L, 54-64, 2/28/10 (A) W, 79-51, 2/8/10 (H) W, 81-79, 3/1/09 (H) L, 60-75, 2/9/09 (A) L, 73-86, 3/9/08 (N) L, 51, 82, 3/2/08 (A) L, 76-93, 2/4/08 (H) L, 57-62, 3/18/00 (N) L, 52-68, 12/28/96 (N)	Ohio State	7-10	W, 83-67, 12/3/09 (H) W, 62-59, 2/18/07 (A) L, 64-68, 3/5/06 (N) L, 38-69, 2/20/06 (A) L, 65-67, 1/22/06 (H) W, 66-64, 2/20/05 (H) L, 54-68, 1/6/05 (A) L, 53-72, 2/15/04 (H) W, 55-47, 1/15/04 (A) L, 55-71, 3/7/03 (N) W, 65-64, 2/13/03 (H) L, 65-70, 1/9/03 (A) L, 82-89OT, 2/28/02 (N) W, 64-49, 1/17/02 (A) L, 48-52, 3/1/01 (N) W, 62-60, 1/4/01 (H) L, 64-93, 11/17/95 (A)	
Loyola (Ill.)	1-0	W, 72-54, 12/18/94 (H)	UNC Charlotte	2-0	W, 57-44, 11/23/09 (H) W, 72-55, 11/24/95 (N)	Oklahoma	1-0	W, 80-60, 12/21/05 (A)	
Maine	2-0	W, 75-34, 12/21/09 (A) W, 98-31, 11/16/08 (H)	UNC Greensboro	1-0	W, 84-39, 11/18/07 (H)	Oklahoma State	2-2	W, 77-68, 11/14/08 (H) L, 60-62, 12/2/03 (A) W, 91-39, 12/29/02 (H) L, 64-75, 11/30/96 (H)	
Manhattan	0-1	L, 47-52, 1/9/94 (A)	N.C. Central	2-0	W, 117-28, 12/28/09 (H) W, 82-29, 1/3/08 (H)	Old Dominion	0-1	L, 62-72, 3/14/99 (N)	
Marquette	2-0	W, 74-43, 11/27/09 (N) W, 65-63, 12/2/01 (N)	N.C. State	3-2	W, 70-60, 3/7/10 (N) W, 70-39, 2/11/10 (H) W, 61-58, 1/19/09 (A) L, 64-89, 3/13/98 (A) L, 75-80, 12/28/94 (N)	Oregon	0-1	L, 54-65, 3/23/02 (A)	
Maryland	5-6	W, 66-64, 3/5/10 (N) W, 71-59, 2/21/10 (H) W, 58-57, 1/24/10 (A) L, 89-92, 3/8/09 (N) L, 59-77, 2/22/09 (A) W, 68-65, 1/12/09 (H) W, 74-63, 3/8/08 (N) L, 69-76, 2/17/08 (H) L, 70-85, 1/14/08 (A) L, 57-97, 1/6/07 (A) L, 61-75, 11/25/05 (N)	NortheASTern	14-6	W, 55-53, 2/26/00 (A) L, 45-55, 12/8/99 (H) L, 55-57, 3/6/99 (N) L, 68-74, 2/4/99 (A) W, 71-55, 11/20/98 (H) W, 77-70, 3/6/98 (N) W, 70-56, 2/14/98 (A) W, 81-54, 11/23/97 (H) W, 88-36, 2/23/97 (A) W, 72-48, 1/2/97 (H) W, 69-49, 2/24/96 (H) W, 81-49, 12/9/95 (A) W, 70-59, 3/11/95 (N) W, 79-65, 2/9/95 (H) W, 75-71, 1/28/95 (A) W, 58-56, 2/10/94 (A) L, 57-63OT, 1/29/94 (H) W, 44-43, 3/12/93 (N) L, 51-57, 2/11/93 (H) L, 43-45, 1/30/93 (A)	Penn State	4-11	L, 84-86, 12/2/07 (A) W, 76-49, 2/1/07 (H) L, 58-69, 1/25/07 (A) W, 75-53, 1/5/06 (H) W, 83-76, 2/6/05 (H) L, 56-73, 1/23/05 (A) L, 54-58, 3/7/04 (N) L, 51-63, 2/26/04 (H) L, 62-64, 1/4/04 (A) L, 60-64, 2/9/03 (H) L, 70-75, 1/19/03 (A) L, 59-62OT, 2/14/02 (A) W, 66-62, 1/20/02 (H) L, 58-64, 2/8/01 (H) L, 49-97, 1/28/01 (A)	
Massachusetts	2-1	L, 56-64, 12/2/98 (A) W, 82-68, 12/4/97 (H) W, 70-56, 11/15/95 (H)	Pepperdine	2-0	W, 82-64, 12/4/05 (H) W, 71-55, 12/17/03 (A)	Pittsburgh	1-0	W, 51-49, 12/8/07 (N)	
MD-EASTern Shore	1-0	W, 79-44, 2/24/93 (H)	Providence	4-0	W, 88-63, 1/3/10 (H) W, 66-49, 12/31/08 (A) W, 73-54, 12/20/02 (A) W, 64-47, 12/21/01 (H)	Purdue	4-8	W, 53-41, 11/22/07 (N) L, 61-64, 3/4/07 (N) W, 54-52, 2/11/07 (A) L, 60-70, 1/11/07 (H) L, 53-73, 1/26/06 (A) W, 71-58, 1/26/05 (H) L, 56-59, 2/22/04 (A) L, 67-77, 1/8/04 (H) L, 60-65, 2/20/03 (A) W, 67-62, 1/6/03 (H) L, 82-66, 2/1/02 (H) L, 34-57, 1/18/01 (A)	
Memphis	0-1	L, 56-59, 11/30/02 (A)	Northern Illinois	0-1	L, 56-63, 11/26/94 (H)				
Mercer	2-0	W, 81-62, 11/29/02 (N) W, 71-59, 11/25/94 (H)	Northwestern	10-1	W, 68-63, 2/15/07 (H) W, 55-48, 2/8/07 (A)				
Miami (Fla.)	3-1	W, 69-72, 1/14/10 (A) W, 73-58, 1/9/09 (H) W, 84-72, 1/5/08 (A) L, 70-92, 12/28/97 (A)							
Miami (Ohio)	0-1	L, 84-86, 11/24/02 (H)							
Michigan	10-2	W, 60-45, 12/7/08 (H) W, 66-48, 1/18/07 (A) W, 68-42, 2/23/06 (A) W, 77-44, 1/1/06 (H) W, 77-34, 2/23/05 (H) W, 70-60, 1/2/05 (A) W, 59-54, 2/12/04 (A) W, 67-33, 1/18/04 (H) W, 82-55, 2/16/03 (A) W, 73-56, 1/30/03 (H) L, 45-58, 1/2/02 (A) L, 49-58, 1/25/01 (H)							
Michigan State	0-1	L, 49-63, 3/24/09 (N)							
Middle Tenn. State	1-0	W, 92-78, 12/28/98 (N)							
Minnesota	11-2	W, 77-68, 3/2/07 (N) W, 57-50, 2/25/07 (H) W, 84-61, 2/9/06 (H)							

COACH P VS. THE OPPONENTS

2010-11 WOMEN'S BASKETBALL MEDIA GUIDE

Quinnipiac	1-0	W, 78-50, 12/28/08 (H)
Rhode Island	5-1	W, 67-40, 11/29/06 (H) W, 52-48, 12/19/99 (A) W, 76-53, 12/11/98 (H) W, 91-55, 12/21/97 (A) W, 78-56, 12/22/96 (H) L, 51-62, 12/12/92 (H)
Rice	1-0	W, 70-51, 1/11/00 (H)
Rutgers	2-3	W, 49-44, 12/6/07 (H) L, 57-70, 3/20/07 (N) L, 63-57, 1/28/07 (A) W, 73-71, 1/7/06 (H) L, 43-71, 12/27/92 (A)
Samford	1-0	W, 63-35, 12/8/00 (A)
San Diego State	1-0	W, 66-58, 3/27/10 (N)
San Francisco	1-0	W, 66-55, 12/29/94 (N)
Santa Clara	2-0	W, 81-59, 11/27/04 (N) W, 73-69, 12/27/95 (N)
Siena	1-0	W, 86-41, 12/20/08 (N)
Southern	1-0	W, 93-52, 11/22/08 (N)
Southern California	2-0	W, 78-72, 12/6/09 (H) W, 97-89, 12/19/08 (A)
South Florida	3-0	W, 89-52, 11/15/07 (N) W, 79-71, 12/3/06 (H) W, 81-66, 12/10/05 (A)
St. Bonaventure	3-0	W, 94-67, 11/27/98 (H) W, 73-62, 1/2/95 (H) W, 60-52, 12/29/93 (A)
St. Francis (Pa.)	1-0	W, 71-62, 11/26/99 (H)
St. Peter's	0-1	L, 55-65, 12/9/92 (A)
SW Missouri State	0-1	L, 62-64, 12/5/99 (A)
Stanford	3-1	L, 55-71, 12/15/09 (A) W, 56-52, 12/16/08 W, 76-69, 3/29/05 (N) W, 60-58, 3/12/99 (N)
TCU	1-2	L, 75-80, 11/28/04 (N) L, 47-50, 3/23/03 (N) W, 96-47, 1/1/95 (H)
Temple	4-0	W, 70-62, 12/31/09 (A) W, 87-52, 1/5/09 (H) W, 64-53, 11/23/07 (N) W, 78-40, 11/23/03 (H)
Tennessee	2-2	W, 62-54, 2/16/09 (A) L, 64-67, 1/28/08 (H) L, 55-83, 11/24/05 (N) W, 68-64, 4/3/05 (N)
Texas	0-1	L, 61-80, 3/23/04 (A)
Texas A&M	0-2	L, 77-95, 11/15/09 (A) L, 63-77, 3/30/08 (N)
Texas A&M-CC	1-0	W, 62-56, 12/19/04 (H)
Toledo	1-1	W, 72-49, 12/13/03 (A) L, 55-58, 11/26/02 (H)
Towson	11-0	W, 51-45, 1/29/00 (H) W, 74-62, 1/2/00 (A) W, 93-64, 2/20/99 (A) W, 72-48, 1/24/99 (H) W, 84-52, 2/6/98 (H) W, 72-52, 1/8/98 (A) W, 99-57, 3/2/97 (N) W, 86-55, 2/15/97 (H) W, 110-72, 1/16/97 (A) W, 80-48, 2/11/96 (H) W, 81-67, 1/4/96 (A)
Tulane	0-1	L, 76-85, 12/29/98 (A)
UC Santa Barbara	2-0	W, 69-45, 12/20/06 (A) W, 86-55, 11/18/05 (H)
UCLA	2-0	W, 47-43, 12/19/03 (H) W, 67-63, 11/17/01 (H)
USC	1-1	W, 61-59, 3/21/05 (N) L, 60-66, 12/4/95 (H)
UT Arlington	1-0	W, 65-49, 11/19/06 (H)
Utah	1-0	W, 56-54, 11/26/04 (N)
Utah Valley	1-0	W, 95-61, 12/18/07 (H)

Valparaiso	0-1	L, 72-73, 1/3/93 (N)
Vanderbilt	1-1	L, 55-68, 11/28/07 (A) W, 76-64, 3/27/05 (N)
Vermont	15-8	W, 85-57, 12/21/04 (H) L, 50-77, 3/11/00 (A) L, 53-63, 3/2/00 (H) L, 55-62, 2/5/00 (A) W, 66-61, 3/5/99 (A) W, 80-59, 2/10/99 (H) W, 62-58, 1/27/99 (A) W, 81-80, 3/7/98 (N) L, 68-73, 2/4/98 (H) W, 86-78, 12/14/97 (A) W, 92-70, 3/8/97 (H) W, 84-70, 2/1/97 (A) W, 77-54, 1/21/97 (H) W, 88-55, 3/9/96 (N) W, 87-66, 2/18/96 (H) W, 86-67, 1/16/96 (A) W, 69-62, 2/18/95 (H) L, 73-80, 1/19/95 (A) W, 69-57, 2/19/94 (A) W, 52-40, 1/20/94 (H) L, 45-62, 3/13/93 (A) L, 67-68, 2/20/93 (H) L, 63-94, 1/21/93 (A)
Villanova	1-0	W, 70-62, 12/2/95 (H)
Virginia	4-0	W, 83-65, 2/26/10 (H) W, 76-53, 3/6/09 (N) W, 81-67, 2/5/09 (H) W, 78-70, 2/24/08 (H)
Virginia Tech	6-1	W, 65-53, 2/14/10 (A) W, 65-53, 1/21/10 (H) W, 62-46, 2/19/09 (H) W, 57-52, 1/16/08 (A) W, 72-60, 2/22/08 (A) W, 85-50, 2/1/08 (H) L, 36-50, 11/25/00 (N)
Wake Forest	3-1	W, 65-51, 1/10/10 (H) W, 83-50, 2/25/09 (A) W, 71-36, 2/10/08 (H) L, 62-69, 12/29/96 (N)
Washington	0-1	L, 59-73, 12/28/95 (A)
Western Carolina	0-1	W, 84-61, 11/20/05 (H)
Western Kentucky	3-3	W, 70-47, 11/26/09 (N) W, 59-56, 11/28/08 (A) L, 66-73, 12/14/96 (A) W, 76-64, 01/29/98 (H) L, 57-78, 12/04/98 (N) L, 61-68, 12/29/99 (N)
Wis.-Green Bay	2-0	W, 74-60, 12/05/00 (H) W, 68-53, 12/15/01 (A)
Wis.-Milwaukee	1-0	W, 65-46, 3/18/06 (A)
Wisconsin	8-4	W, 53-47, 2/12/06 (H) W, 69-63, 1/12/06 (A) W, 56-46, 12/31/06 (H) W, 84-60, 2/13/05 (A) W, 72-47, 1/13/05 (H) W, 58-43, 2/5/04 (H) W, 58-43, 2/6/03 (A) L, 78-86, 1/10/02 (H) W, 58-57, 1/30/02 (A) L, 56-72, 1/11/01 (H) L, 49-69, 2/4/01 (A) L, 80-97, 11/29/97 (H)



Al Brown

Assistant Coach

Fourth Season at Duke

Purdue, '64

Al Brown enters his seventh season alongside Joanne P. McCallie and fourth on the Duke University staff after being hired on May 2, 2007. Since arriving in the coaching world 32 years ago, Brown has produced numerous winning teams and is widely considered one of the best basketball minds in the game today.

He has been a part of three NCAA Championships, four NCAA runner-up teams, eight NCAA Final Four squads and 19 NCAA Tournaments. He has coached men's and women's basketball at 11 different schools including Purdue, Minnesota, Wisconsin, Western Michigan, Ball State, South Carolina, Tennessee, Cleveland State, Michigan State and Duke since taking his first assistant coaching position at Purdue in 1967.

His record in women's basketball speaks for itself as his squads have won 80 percent of their games, advanced to the NCAA Tournament in 14 of the 16 years, and won three NCAA titles. Brown has led three teams to the NCAA Championship game a total of seven times and won 80 percent of league contests.

In his three years with the Blue Devils, Brown coached Chante Black, Joy Cheek and Carrem Gay, who are currently playing professionally. Black was taken with the 10th overall pick in the 2009 WNBA Draft by the Connecticut Sun, Gay signed with a professional teams in Israel and Switzerland in 2009-10 and Cheek was drafted by the Indiana Fever in 2010. Brown helped guide Duke to a 82-22 record in three years with the Blue Devils, while advancing to the NCAA Tournament all three years and winning the ACC Championship in 2010.

Brown is known for his video breakdowns and opponent analysis, as well as his on-court teaching expertise, which has proven to be a valuable contribution to the success of every basketball team he has coached. He was recognized for his coaching expertise when he was named one of the top assistant coaches in the country in a poll conducted by the Women's Basketball Journal.

He has had an interesting and unique career as he is the only coach in the history of intercollegiate athletics to have played an active role in national championship games in three different sports, including five appearances as a coach in the NCAA Women's Basketball Championship game. Brown is also the only coach to coach men's and women's basketball in the Southeastern Conference and the Big Ten Conference at two different schools in each conference. Also, he is the only coach in college basketball history to coach in the men's (1969, Purdue vs. UCLA) and women's national championship game (Tennessee, 1996-98, 2000; Michigan State, 2005).

Brown has 16 years of college coaching experience in the women's game and 16 years in the men's game. On the men's side, he has coached five teams at two schools in the NCAA Tournament, advancing to the Sweet 16 three times, the Elite Eight twice and the final game once.

Brown was the motivational speaker for the Tennessee football team throughout the 1998 season. Coach Phillip Fulmer, the former head coach at Tennessee, asked him to speak to the team in Tempe, Ariz., before the Fiesta Bowl National Championship game. Brown was on the field in the coaching box during the Vols' victory over Florida State in the title game.

During his seven years in the women's program at Tennessee (1995-2002), the Lady Vols went to the NCAA Final Four five times, playing in the national title game four times, and won three an NCAA record three consecutive national championships (1996-98). Over that seven-year period, the Lady Vols went 224-29, good for an 89 percent winning percentage. He was a part of five consecutive Southeastern Conference championship teams, during which time Tennessee posted a league record of 67-3.

During his first year at Michigan State, the Spartans won the Big Ten regular season and tournament championships, went to the NCAA Championship game

for the first time in school history and won a school-record 33 games. During his three years at Michigan State, the squad produced an 81-23 record and advanced to the NCAA Tournament each of those three years. In the Big Ten, the Spartans notched a 38-10 mark and finished no lower than third each year.

A 1964 graduate of Purdue, Brown was a three-year letterwinner on the Boilermaker basketball team before making the switch to the coaching ranks as an assistant coach with his alma mater in 1967. Brown served three seasons at Purdue before moving to Ball State, where he was an assistant for five seasons (1977-1982).

He then spent five years (1982-87) as the head coach at Ball State. His 1986 Cardinal team had a record-setting year, posting 21 wins en route to the Mid-American Conference tournament championship and the school's second berth in the NCAA Tournament. The first time Ball State advanced to the NCAA Tournament was when Coach Brown was an assistant.

After spending the 1987-88 season assisting at Western Michigan, Brown served on the staff at Minnesota for three years (1988-1991), where the Gophers advanced to two NCAA Sweet 16's and one NCAA Elite Eight, before moving on to the men's program at Tennessee for the 1991-92 and 1992-93 seasons.

Coach Brown has recruited and coached some outstanding players. The first Walter Byers Scholarship winner and the 1984 Naismith Award winner, an award given to the best player in the nation under six feet, were two of Brown's recruits. He has coached 10 NBA players and 11 women who are playing in the WNBA, plus numerous players who have played overseas.

Brown and his wife, Karen, have one son, Edwin. Edwin and his wife, Erica, reside in Hopkinton, Mass., with their son, Simon, and daughter, Fiona.

The Brown File

Place of Birth

Connersville, Ind.

High School

Connersville H.S.

College

Purdue, 1964

Coaching Experience

Women's Assistant Coach

Duke: 2007-present

Michigan State: 2004-07

South Carolina and

Cleveland State: 2003-04

Wisconsin: 2002-03

Tennessee: 1995-2002

Men's Assistant Coach

Tennessee: 1991-93

Minnesota: 1988-91

Western Michigan: 1987-88

Ball State: 1977-82

Purdue: 1967-70

Men's Head Coach

Ball State: 1982-87



Samantha Williams

Assistant Coach

Fourth Season at Duke

Auburn, '96

Entering her fourth season as an assistant coach at Duke, Samantha Williams has developed into one of the top recruiting coordinators in the nation under Head Coach Joanne P. McCallie.

After being hired as an assistant coach under McCallie at Michigan State on April 13, 2007, Williams decided to continue on to Duke once McCallie took the head coaching position with the Blue Devils. Williams works primarily with the guards and is one of two recruiting coordinators at Duke.

In her first year with the program, Williams helped bring in the fifth-best recruiting class in the nation with Chelsea Hopkins, Kathleen Scheer and Shay Selby and then followed with another solid class in 2009, including French National Team standout Allison Vernerey, Alexis Rogers and Janee Johnson. Williams then guided the No. 1 class nationally to Duke in her third year with the signing of Chelsea Gray, Tricia Liston, Haley Peters, Richa Jackson and Chloe Wells. The 2010-11 class is shaping up to be on of the best in the nation as well.

Williams guided current Blue Devil senior Jasmine Thomas to All-America honors in 2009-10, while also being nominated for National Player of the Year accolades. She also helped coach former Duke All-ACC selection Abby Waner from 2007-09, who was selected with the 21st overall selection in the 2009 WNBA Draft by the New York Liberty.

A former Auburn standout, Williams spent three years at DePaul as an assistant coach and recruiting coordinator before arriving at Duke. She helped the Blue Demons through the most successful period in school history, going a combined 72-25 for a 74.2 winning percentage. DePaul advanced to three NCAA Tournaments, including the school's first NCAA Sweet 16 appearance in 2005-06.

Williams went to DePaul after serving as an assistant coach at her alma mater, Auburn, in 2003-04, working with her former coach, Joe Ciampi. The Tigers posted a 22-9 record and advanced to the second round of the NCAA Tournament. Williams worked with perimeter players and was also in charge of the strength and conditioning program.

She began her collegiate coaching career with Conference USA's Saint Louis University, serving as an assistant for one season in 2001-02 before moving on to Columbus State in 2002-03. Serving as the Division II school's recruiting coordinator and top assistant, Williams helped Columbus State to a 28-4 record.

As a student-athlete at Auburn, Williams was a four-year starter (1992-96) and two-time co-captain (1994-96) while leading the Tigers to three NCAA Tournament appearances and earning a bachelor of science degree in human sciences from Auburn in 1996. In those three NCAA appearances, Auburn reached the Sweet 16 twice and the Elite Eight once. Individually, Williams set Auburn's career three-point field goal record with 161 three-pointers.

Williams was recruited to Auburn by McCallie prior to Coach P taking over the reigns at Maine in 1992.

In 1993, Williams played for the U.S. Junior National Team that took the bronze medal at the R. William Jones Cup in Taipei, Taiwan.

Following her four-year collegiate career, she played for the San Jose Lasers of the American Basketball League in 1996-97. The Louisville, Ky., native attended

Manual High School and was a first team *Parade* and *Street and Smith's* All-America. She was also named to *USA Today's* Super 25.

Williams resides in Durham, N.C.

The Williams File

Birthdate

September 24, 1973

Place of Birth

Luverne, Ala.

High School

Manual H.S.

College

Auburn, 1996

Coaching Experience

Duke - Assistant Coach
(2007-present)

DePaul -
Assistant Coach (2004-07)

Auburn -
Assistant Coach (2003-04)

Columbus State -
Assistant Coach (2002-03)

Saint Louis University -
Assistant Coach (2001-02)



Trisha Stafford-Odom

Assistant Coach

Second Season at Duke
California, '92

Trisha Stafford-Odom enters her second year as an assistant coach with the Blue Devils after being hired on June 1, 2009. She is one of two recruiting coordinators with the Blue Devils along with coaching the guards.

Stafford-Odom made her presence felt quickly in 2009-10 as she helped bring in the No. 1 recruiting class in the nation with the signing of Chelsea Gray, Haley Peters, Richa Jackson, Tricia Liston and Chloe Wells. The 2010-11 class is shaping up to be on of the best in the nation as well.

A standout student-athlete at the University of California, who went on to play professionally in the WNBA and overseas, Stafford-Odom had previously served as an assistant coach and recruiting coordinator at UCLA from 2005-08. Recognized as one of the most influential and positive coaches that continues to impact the women's game, Stafford-Odom has an infectious personality that captivates players, coaches, event coordinators and parents.

During her years with UCLA, Stafford-Odom brought in the third-best recruiting class nationally, which was the Bruins' top class in school history. She also worked with the perimeter players, handled scouting and guided four UCLA student-athletes to WNBA Draft selections.

Prior to joining the UCLA staff in 2005, she spent the previous three seasons as the head coach at Westchester High School in Los Angeles, Calif. At Westchester H.S., Stafford-Odom guided more than 10 players who earned college scholarships.

Stafford-Odom, a Los Angeles native, is one of the all-time great players in the history of California basketball, ranking sixth on the all-time scoring list (1,530) and ninth on the all-time rebounding charts (721) after her three-season career. She helped lead Cal to its first two NCAA Tournament appearances (1990 and 1992) and was selected to the school's 10-player All-Decade Team (1986-1996).

In 1991-92, she topped Cal and the Pac-10 in scoring (22.3 ppg) and also led the Golden Bears in rebounding (8.7). In the process, she posted one of only two 20-plus point scoring averages in school history. Her season total of 647 points was the fourth-most in school history. She was named an honorable mention All-American by Kodak and Basketball Times and a second-team selection by the Women's Basketball News Service for 1991-92. She earned first-team All-Pac-10 honors in '91-92 and '90-91. She is still listed in the school's top-10 career best lists in seven categories. In 1990, she was a member of the U.S. Junior National team and played in the 1990 U.S. Olympic Sports Festival and the 1993 World University Games.

Stafford-Odom played professionally in the WNBA in 2001 with the Houston Comets and in 2002 with the Miami Sol. She played in the ABL for San Jose and Long Beach and has also played professionally overseas in Italy, Spain, Israel, Brazil and Puerto Rico.

She is married to DeWayne Odom, and they have two young sons, Amari (5) and Trajen (3). The Stafford-Odom family resides in Durham, N.C.

The Stafford-Odom File

Birthdate

November 11, 1970

Hometown

Ladera Heights, Calif.

High School

Westchester

College

California-Berkeley, '92

Coaching Experience

Duke - Assistant Coach
(2009-present)

UCLA - Recruiting Coordinator
(2007-08)

UCLA - Assistant Coach
(2005-07)

Westchester H.S. - Head Coach
(2002-05)



Kate Senger

Director of Basketball Operations

Fourth Season at Duke
Michigan State, '04

Kate Senger will enter her fourth year on the Duke women's basketball staff as the director of basketball operations after spending two years on the Michigan State staff in a similar position. She served as the Spartan director of basketball operations intern from 2003-04.

Her duties at Duke include monitoring the program budget, scheduling and team travel, in addition to assisting with event planning and directing the Duke Girls Basketball Camps.

A 2004 graduate of Michigan State, Senger served as a manager for the women's basketball team as a student from 1999-2003. During the 2003-04 season, she was promoted to Director of Basketball Operations Intern, assisting with various duties pertaining to travel, marketing and promotions, game management and recruiting. She also worked as assistant camp director for MSU's summer camps in 2002 and 2003.

After receiving her degree in kinesiology in 2004 from MSU, she was a Constituent Relations Aid for State Senator Michelle McManus. She was the database manager for more than 700 constituent cases, a legislative aid for the Commerce and Labor committee and a district relations aid, traveling between Lansing, Mich., and her district to attend functions with Senator McManus as her support person.

In the fall of 2004, Senger coached the St. Francis High School freshman girls basketball team, leading her squad to a 15-3 record.

Senger has also been active in the community, serving as a committee member for the Women Working Wonders-Sparrow Hospital Race, as a panel speaker for the Jackson Area Middle Schools Career Day Fair, a speaker at the Merrick Moore Elementary School Career Day, as a job shadowing mentor for the Young Spartan Program and assisting in the organization of the MSU women's basketball team's 5k Fun Run fundraiser.

Originally from Traverse City, Mich., Senger resides in Durham, N.C.



Bobby Sorrell

Assistant to the Head Coach/ External Relations

23rd Season at Duke

Bobby Sorrell is in his 23rd year with the Duke Athletics Department and is in his 12th year with the women's basketball program. After spending eight years as an administrative assistant under Gail Goestenkors' staff, Sorrell was moved to the assistant to the head coach and external relations position under Head Coach Joanne P. McCallie.

Sorrell is responsible for many of the day-to-day happenings of the Duke women's basketball office, including the coordination of coach Joanne P. McCallie's speaking and community schedule, campus recruiting, coaches' travel and recruiting travel as well as assisting with camps and coordinating game-day management.

Sorrell has traveled to four NCAA Final Fours, with the Blue Devils in 1999, 2002, 2003 and 2006, while also being a part of six ACC Championship squads

from 2000-04 and 2010.

Prior to working with women's basketball, Sorrell, a native of Durham, worked in the Duke ticket office as an assistant manager for 11 seasons.

He is a member of the Board of Trustees of the Ronald McDonald House of Durham.

Sorrell and his wife of 16 years, Tammy, reside in Rougemont, N.C., with their three children, Eliza (15), Sam (12) and Grace (9).



Lauren Rice

Video Coordinator

Fifth Season at Duke
Duke, '00

After being away from Durham, N.C., for six years, Lauren Rice came back to her alma mater in 2006 and enters her fifth season on the Duke women's basketball staff as the video coordinator.

Rice is responsible for alumni relations, video exchange, film breakdown and the production of the team highlight videos. Additionally, Rice served as the camp director the IAST four years for the Duke Girls Basketball Camps.

Rice continues to spearhead the True Blue Golf Classic, now in its third year. All funds raised in the tournament go to support the Duke women's basketball program.

Rice, a 2000 graduate of Duke with a Bachelor of Arts degree in sociology and history, was a four-year letterwinner and member of Duke's first Final Four team in 1999 and first ACC Championship squad in 2000.

A letterwinner at Duke University from 1997-2000, Rice appeared in 126 contests and as a senior started 32 of 34 games, while averaging 9.6 points, 4.8 rebounds, 3.2 assists and 1.8 steals. She was named to the All-ACC Tournament first team in 2000 and to the ACC Honor Roll in 1998-99.

Prior to her arrival at Duke in 2006, Rice was an assistant coach at the University of South Alabama in 2000-01. Rice then entered the energy field where she served as an Energy Analyst for Prenova, Inc. from 2001-03. During that time, Rice stayed involved with basketball by officiating girl's and boy's junior and senior high basketball games in Atlanta. In 2003, she moved to Pittsburgh and worked as Team Leader for the Customer Relations Department at Strategic Energy. Rice was promoted to Customer Relations Manager in 2005 and served in that capacity until her return to Durham in 2006.

Originally from Peru, Ind., Rice resides in Durham, N.C.



Sarah Smoak
**Director of Marketing/Assistant
 Director of Operations**

Third Season at Duke
 Lynchburg College, '06

Sarah Smoak enters her third year with the Duke women's basketball program and her second as the Director of Marketing and Assistant Director of Basketball Operations.

Smoak's responsibilities include the development and execution of marketing and promotional concepts with women's basketball along with the day-to-day operations of the program, assisting with game and practice preparation, helping arrange team community involvement and assisting with on-campus recruiting.

A 2006 Lynchburg College graduate with a degree in exercise physiology, Smoak came to Duke after serving as an assistant coach at Peace College in 2007-08.

A native of Charlotte, N.C., Smoak was a four-year letterwinner at Lynchburg, where she earned ODAC Academic All-Conference honors in 2005-06 and was named to the ODAC Senior All-Star team. A team captain as a senior, she was also selected to the Director of Athletics Honor Roll.

No stranger to Duke, Smoak has served as a basketball camp instructor for the Blue Devils on six different occasions and also performed an internship with the men's basketball program in the summer of 2005, assisting with summer camp. Smoak also worked for Nike prior to joining the Peace College staff.



Kevin Lehman
**Director of Marketing/Assistant
 Director of Operations**

Second Season at Duke
 Michigan State, '07

Kevin Lehman enters his second year on the Duke women's basketball staff and serves as the Assistant Director of Basketball Operations for the Blue Devils.

His duties at Duke include assisting with on-campus recruiting, recruiting correspondence, team travel, special event functions and planning, game day operations, video editing and coordinating the scout team.

A LancASTER, Ohio native, Lehman comes to Duke after two years as the Director of Basketball Operations for the EASTern Michigan University Eagles. While in Ypsilanti, he was responsible for the program's operating budget, creating a bi-monthly newsletter for friends of the program, organizing all team travel arrangements and the team's end of season banquet.

Prior to his time at EASTern Michigan, Lehman worked as a student manager and assistant video coordinator for the Michigan State University women's basketball program under Head Coach Joanne P. McCallie, while earning his undergraduate degree.

In 2007, Lehman graduated from Michigan State with a Bachelor of Arts degree in journalism.

Lehman resides in Durham, N.C.



Lindy Brown
**Associate Sports Information
 Director**

12th Season at Duke
 Western Carolina, '96

Lindy Brown enters his 12th year as a member of the Duke Sports Information Office after joining the department in November of 1999. He spent seven years as an assistant sports information director prior to being promoted to associate SID in the summer of 2006. Brown joined the Blue Devil family after serving as the sports information director/marketing and promotions coordinator at the University of South Carolina Aiken for three years.

A native of Raleigh, N.C., Brown serves as the primary contact for the women's basketball, women's soccer and women's golf teams. His 2001-02 women's basketball media guide placed second nationally in the College Sports Information Directors of America (CoSIDA) publications contest. The contest was for Division I institutions and received 102 entries. His 2006-07 women's basketball guide also placed fifth, while the 2007-08 guide was sixth and the 2008-09 guide was seventh in the CoSIDA contests.

A 1996 graduate from Western Carolina University in Cullowhee, N.C., Brown received a Bachelor of Science degree in sport management and worked in the sports information office during college. Prior to graduating, he performed a marketing and promotions internship for the Western Carolina baseball team.

Brown resides in Raleigh along with his wife Christine and their children, Jordan (6) and Olivia (2).



Summer McKeehan
Athletic Trainer

10th Season at Duke
 Utah State, '98

Summer McKeehan joined the Duke staff in July of 2001 and serves as an assistant athletic trainer. Her duties include working with the women's basketball and cheerleading programs while coordinating the Athletic Training Services website on GoDuke.com.

McKeehan joined the Blue Devils after serving as a volunteer athletic trainer for the Women's Premier Soccer League. Prior to that, she was a graduate athletic trainer at the University of Utah from 1998-2001. She was also a volunteer student athletic trainer at United State Naval Academy for four months and a student athletic trainer at Utah State for four years.

Over the summer of 2010, McKeehan served as the athletic trainer for the USA Basketball U18 Women's National Team. The U18 squad won the gold medal and qualified for the U19 World Championships in 2011 in Chile.

A native of Winston-Salem, N.C., McKeehan earned her bachelor's degree from Utah State in 1998 and her mASTER's degree from the University of Utah in 2001. She has been a member of the National Athletic Trainer's Association since 1998 and the North Carolina Athletic Trainer's Association since 2001. She also has earned ATC-L certification.



Jacki Silar
**Associate Director of Athletics/
 Senior Women's Administrator**

32nd Season at Duke
 High Point, '74

A 31-year veteran of the Duke Athletics Department, Jacki Silar has served as the associate director of athletics for sports programs and senior woman administrator since 1998. Previously, Silar was the assistant athletics director for sports programs/senior woman administrator and also served as the academic coordinator for several Blue Devil squads.

Silar has served the university on a variety of committees including the Harassment Grievance Board, Equity committee, President's Commission on the Status of Women and Campus Culture Initiative Steering Committee.

Silar served on many national committees, including the NCAA Division I Field Hockey Committee and most recently the NCAA Division I Women's Basketball Committee from 2005-2010 and held the role of Chair from 2008-2009.

On the conference level Silar is the Chair of the ACC Field Hockey Committee, and is a member of the ACC Women's Basketball Committee, Constitution and Bylaws Committee and Student-Athlete Welfare Committee.

Since Silar was named the school's first senior woman administrator in 1995, Duke's women's teams have advanced to the NCAA Final Four in basketball, lacrosse, field hockey and tennis while the women's golf team captured the 1999, 2002, 2005, 2006 and 2007 NCAA Championships.

Silar served as Duke's Assistant Women's Basketball coach for 12 seasons and Head Field Hockey coach for 15 years, while twice earning ACC Coach of the Year and Regional Coach of the Year honors.

A native of Pottstown, Pa., Silar graduated from High Point College in 1974 and was a four-year member of the field hockey and basketball teams. She earned her mASter's degree in education from the University of North Carolina while serving as the Tar Heels' assistant field hockey coach.

Silar is a member of the National Association of Collegiate Women Athletic Administrators.



William Stephens
**Associate Director/Head
 Basketball Strength &
 Conditioning Coordinator**

13th Season at Duke
 N.C. Central, '87

Associate Director of Strength & Conditioning William Stephens is in his 13th season with the Duke Athletics program. He is the Head Strength & Conditioning Coordinator for Men's & Women's Basketball.

The 43-year-old is a native of Whiteville, N.C., and a 1987 graduate of N.C. Central University with a degree in criminal justice. He is an accomplished weightlifter, as he was a three-time state power lifting champion from 1991 to 1993. He also held the state record in the deadlift (661 lbs.) and was a gold medal winner at the World Championships for Law Enforcement in 1994.

A member of the National Strength and Conditioning Association, Stephens has been a certified strength and conditioning specialist (CSCS) since 1996.

Stephens along with his wife Nancy and son P.J. (13), reside in Durham.



Heather Ryan
Director of Academic Support

Sixth Season at Duke
 Indiana, '97

Heather Ryan was promoted to the position of Director of Academic Support in August of 2007 after serving as an Academic Coordinator for two years. She joined the Duke staff after serving as the Director of Academic Services in the athletic department at Tulane.

Ryan works with Duke's women's basketball and football programs and coordinates day-to-day support activities in the Johnson-Campbell Academic Support Center.

A native of Goodland, Ind., Ryan received a degree in Sports Marketing and Management in 1997 from Indiana and then obtained a mASter's degree in College Student Personnel with an emphasis in Counseling and Development from Purdue University in 2002.



2010-11 Managers

From Left to Right: Taylor Glymph, Morgan Oliver, Elisabeth Pitts, Samantha Mumma, Risa Isard, Gloria Ahn; Not Pictured: Jessica David, Jordan Jarrett



2010-11 Practice Players

Back Row (Left to Right): Ari Seelinger, David Wang, Sam Davis, Paul Jordan, Georgie Kerber, Winston Neville; Front Row (Left to Right): Chris Woo, Adam Williams, Josh Rosenblat, Matt Stansky, Eddie Stansky, Sam PancoAST



Lee Aldridge
Associate Director of
Operations, GoDuke.com



Sheila Allen
Director of Ticket Operations



Jeremy Anderson
Game Operations Assistant




Brian Apple
Game Operations Assistant



Jeff Bytomski
Team Physician



Ryan Cakerice
Asst. Director of Intercollegiate
Athletics Facilities



Gus Compher
Game Operations Assistant



Pete Heim
Assistant Ticket Manager



Chad Lampman
Director of Video Services



David McClain
Head Equipment Manager



Rob McKinney
Director of Operations,
GoDuke.com



Kerry Mullenix
Director of Athletic
Rehabilitation



Whitney Neil
Assistant Director of Marketing
& Promotions



Michael Ryan
Director of Intercollegiate
Athletics Facilities



Debbie Squire
Team Physician



Alison Toth
Team Orthopaedic Surgeon



Bob Weisman
Game Operations Manager



Jordan Whitley
Game Operations Assistant



Kevin M. White

Vice President & Director of Athletics
Adjunct Professor of Business Administration
St. Joseph's College, '72

Kevin M. White was named Duke University's vice president and director of athletics on May 31, 2008. He also serves as an adjunct professor of business administration at the university.

White, 59, joined the Duke family after leading Notre Dame's athletics program to success both on the playing fields and in the classroom from 2000-08. He also has held a number of prominent national leadership roles within intercollegiate athletics, including his service in 2006-07 as president of the National Association of Collegiate Directors of Athletics (NACDA) and in 2005-06 as president of the Division I-A Athletic Directors Association.

Guided by the Strategic Plan that was approved by Duke's Board of Trustees in April of 2008, White made an immediate impact on Duke Athletics. He reshaped the organization into a more efficient and modern department; strengthened ties to both campus and community constituents through consistent outreach efforts; successfully oversaw Duke's fundraising efforts during an economic downturn; completed partnerships with major corporate entities to enhance revenue streams; commissioned a mASter facilities plan to position Duke well into the 21st Century; and emphasized a stronger commitment to the university's intramural, club and recreational sports programs.

Since White's arrival, Duke has captured three NCAA Championships—women's tennis in 2009, men's basketball in 2010 and men's lacrosse in 2010 – and six ACC titles (two in 2010). On the strength of two national championships and strong finishes by several sports, Duke ranked 10th in the 2010 Learfield Sports Directors' Cup standings, which determine an institution's all-around strength in intercollegiate athletics. The 10th-place finish was a seven-place improvement from White's first year in 2009 and the 982.75 points earned were the third-most in Duke history. It was the seventh consecutive year that Duke has ended among the nation's top 20 programs. Thirteen Blue Devil teams ranked among the nation's top 10 teams during the pAST two seasons with five – men's basketball (2009, 2010), men's lacrosse (2010) and women's tennis (2009, 2010) – reaching No. 1. In all, 28 Duke teams advanced to NCAA postseason competition the IAST two seasons.

Individually, 53 student-athletes earned All-America, 94 All-ACC and 64 All-Region honors the pAST two years. During White's tenure, Duke boASTs three NCAA individual champions in Becca Ward (women's fencing, saber in 2009), Mallory Cecil (women's tennis in 2009) and Nick McCrory (platform diving in 2010), while eight Blue Devil athletes were individual ACC champions.

Academically, Duke teams continue strong performances under White. In the 2010 spring semester, 24 of 26 Blue Devil varsity teams earned grade point averages of 3.0 or better after 25 of 26 teams achieved the same during the fall. A total of 852 Duke student-athletes registered a 3.0 or higher grade-point average during the 2008-09 (429) and 2009-10 (423) academic years. In 2009, former women's tennis player Parker Goyer was a Rhodes Scholar award winner, while track athlete Sally Liu earned a prestigious Marshall Scholarship.

In two key elements in tracking a department's academic success, Duke ranked among the nation's best again. Duke posted a 97% Graduation Success Rate (GSR) and 15 teams achieved a 100% GSR. Fifteen Blue Devil teams were ranked in the top 10% of their respective sport in the most recent Academic Performance Rate (APR) Report. Duke was one of only two football programs in the ACC to qualify for this recognition and was one of just four schools from the six BCS conferences honored. Four Blue Devils received ACC Postgraduate Scholarships – Josh Bienenfeld (men's soccer), KayAnne Gummersall (women's soccer), Lauren Miller (field hockey) and Max Quinzani (men's lacrosse).

Under White, Duke has continued its focus on outreach to the local community. Modeling the NCAA CHAMPS/Life Skills program's commitment to service, learning projects and outreach, close to 500 Duke student-athletes across the department participated in a combined effort of more than 1,400 community service hours (based only on activities and events coordinated through and reported to Student-Athlete Development during the 2009-10 year).

White, who holds a Ph.D. in education, has taught graduate-level classes since 1982 and currently teaches a sports business course in Duke's Fuqua School of Business as part of Duke's MBA program.

In August 2003, SI.com (the Sports Illustrated web site) listed White, then at Notre Dame, third in its rankings of the most powerful people in college football. In January 2004, The Sporting News listed him in its Power 100 as third among five names in the "front office" category (and the lone college athletics director among the 100).

White previously served on numerous NCAA committees, including being an ex-officio member of the NCAA Committee on Academic Performance and a member of its Penalty and Rewards subcommittee. For several years, he was a representative with the football Bowl Championship Series. Additionally, White was part of the NCAA Coalition on Intercollegiate Athletics (COIA) that dealt with academics, fiscal reform and student-athlete well-being. Currently, he is the secretary of NCAA Football, a non-profit corporation that serves as the "collective voice to promote college football."


Given his background and success, it is not surprising that 17 current or former directors of athletics were mentored by White. That impressive list includes Jim Sterk of Washington State and San Diego State, Tom Boeh of Ohio University and Fresno State, Ian McCaw of NortheASTern, Massachusetts and Baylor, Bruce Van De Velde of Utah State, Iowa State and Louisiana Tech, Herman Frazier previously of Hawaii, Rudy Keeling formerly of Emerson and now commissioner of the EASTern College Athletic Conference (ECAC), Scott Devine of St. Mary's College (Md.), Tom Collins of Ball State, Tim Van Alstine of Western Illinois, Mark Wilson of Tennessee Tech, Bubba Cunningham of Ball State and Tulsa, Sandy Barbour (who followed him at Tulane) of California-Berkeley, Jim Phillips of Northern Illinois and Northwestern, Bernard Muir of Georgetown and Delaware, Sandy Hatfield Clubb of Drake, Vic Cegles of Long Beach State, and Norwood Teague of Virginia Commonwealth.

Prior to joining Notre Dame in 2000, White served as athletic director at Arizona State University, Tulane University, the University of Maine and Loras College in Iowa, where he originated the National Catholic Basketball Tournament.

Before becoming an administrator, White served as head track and field coach at SoutheAST Missouri State (1981-82) and assistant cross country and track and field coach at Central Michigan (1976-80). He began his coaching career at Gulf High School in New Port Richey, Fla., coaching cross country and track and assisting in football and wrestling.

White earned his Ph.D. from Southern Illinois University in 1983 with an emphasis on higher education administration. In 1985, he completed postdoctoral work at Harvard University's Institute for Educational Management. He earned his mASter's degree in athletics administration from Central Michigan University in 1976 and his bachelor's degree in business administration in 1972 from St. Joseph's College in Rensselaer, Ind., where he also competed as a sprinter.

White and his wife, Jane, a former college track and field coach, have five children and eight grandchildren.



Dr. Chris Kennedy
Deputy Director of Athletics



Stan Wilcox
Deputy Director of Athletics



Boo Corrigan
Senior Associate Director of Athletics/External Affairs



Mike Cragg
Senior Associate Director of Athletics/Facilities



Brad Berndt
Associate Director of Athletics/Academic Services



Tom Coffman
Associate Director of Athletics/Development & Planning



Cindy Hartmann
Associate Director of Athletics/Compliance



Gerald Harrison
Associate Director of Athletics/Human Resources



Jon Jackson
Associate Director of Athletics/University & Public Affairs



Nina King
Associate Director of Athletics/Chief of Staff



Mitch Moser
Associate Director of Athletics/Chief Financial Officer



Jacki Silar
Associate Director of Athletics/Senior Women's Administrator



Todd Mesibov
Assistant Director of Athletics/Compliance



Tony Sales
Assistant Director of Athletics/Football Operations



Mike Sobb
Assistant Director of Athletics/Corporate Relations



Jack Winters
Assistant Director of Athletics/Iron Dukes



James Coleman
Chairman, Duke Athletic Council



Martha Putallaz
Faculty Athletic Representative

Duke All-Time Directors' Cup Finishes			
Year	Finish	Points	ACC Finish
1993-94	26th	451.5	4th
1994-95	21st	423.5	3rd
1995-96	39th	409.5	6th
1996-97	23rd	506.5	3rd
1997-98	28th	290.0	3rd
1998-99	7th	510.0	1st
1999-00	24th	566.0	3rd
2000-01	16th	722.0	2nd
2001-02	30th	600.0	4th
2002-03	21st	643.0	3rd
2003-04	18th	706.5	2nd
2004-05	5th	1,021.25	1st
2005-06	8th	851.25	2nd
2006-07	11th	988.25	2nd
2007-08	19th	821.0	4th
2008-09	17th	891.80	4th
2009-10	10th	982.75	4th

2009-10 Season Review

Season Notes.....	54-57
Season Awards.....	58
Results.....	59
Final Statistics	60
Miscellaneous Stats/Notes	61
Box Scores	62-66

Duke Concludes Stellar Season in Elite Eight...

The 2009-10 edition of the Duke women's basketball team had its season come to a close in the NCAA Tournament Elite Eight with a 51-48 loss to 14th-ranked and fourth-seeded Baylor at the Memphis Regional in Memphis, Tenn.

The Blue Devils had a stellar season as they registered a 30-6 overall record, won the ACC Championship and had a share of the ACC regular season title in Head Coach **Joanne P. McCallie's** third season at Duke.

Noting Duke...

Junior **Jasmine Thomas** has started 60 straight games ... Duke was 22-1 in 2009-10 when holding opponents to 60 or under points ... senior **Joy Cheek** concluded her career playing in 124 straight games ... the Blue Devils posted a 26-0 record this year when shooting above 40.0 percent from the field and were 0-6 when under that mark ... during the first 11 games of 2009, Duke only took five charges, but over the final 25 contests the players took 31 (**Shay Selby** - 8, **Allison Vernerey** - 7, **Karima Christmas** - 6) ... Selby led Duke's team with 10 charges taken on the season ... Duke has been listed in the top 25 of the AP poll for 205 straight weeks, which is the longest current streak in the ACC and third nationally.

School Records Broken/Tied...**Team:**

Steals in a season, 480 - previous record was 462 in 2002-03
Largest margin of victory, 89, vs. N.C. Central on Dec. 28, 2009 - previous was 86 vs. Ball State on Dec. 19, 2005
Most first half points, 65, vs. N.C. Central on Dec. 28, 2009 - tied record
Most double-figure scorers in a single game, 9, vs. N.C. Central on Dec. 28, 2009

Individual:

Jasmine Thomas totaled only the third triple-double in school history - vs. Marquette (11 points, 11 rebounds, 12 assists) on Nov. 27, 2009
Most minutes played in a season, 1,168, by Jasmine Thomas - previous was 1,164 by Alana Beard in 2001-02.

Storylines/Other Blue Devil Notes...

- **Jasmine Thomas**, **Joy Cheek** and **Karima Christmas** were all named to the Memphis Regional All-Tournament team following the regional.
- With one year remaining at Duke, junior **Krystal Thomas** ranks sixth all-time on the career blocks chart with 137. Her 70 blocks as a junior rank as the fifth-best single-season total in school history.
- Duke advanced to the NCAA Regionals for the 12th time out of the IAST 13 years. The Blue Devils made their eighth NCAA Regional final appearance over the IAST 13 years and the first under the direction of Head Coach **Joanne P. McCallie**.
- The 23 steals by the Blue Devils against San Diego State were the second-most in a regional game over the history of the NCAA Tournament -- 25—Maryland vs. Stephen F. Austin, West SF, 3-23-89 is the record.
- Of the 11 other State Farm Wade Trophy finalists besides **Jasmine Thomas**, Duke faced seven of them -- Jayne Appel (Stanford), Tina Charles (Connecticut), Jantel Lavender (Ohio State), Maya Moore (Connecticut), Nnemekadi Ogwumike (Stanford), Samantha Prahals (Ohio State) and Monica Wright (Virginia).
- Duke's 23.1 percent shooting in its final game of the season against Baylor was a season-low, while its 48 points tied a season low (Connecticut).
- With her 137 games played, senior **Joy Cheek** finished tied for fifth on Duke's all-time games played list.
- On the year, Duke notched 16 wins in Cameron Indoor Stadium, which matched a school record for most home victories in a single season. The only other time the Blue Devils have collected 16 wins at home was in 1999-2000 (16-2).
- Duke registered 10 or more steals a total of 26 times in 2009-10. The Blue Devils were ranked second nationally with a 13.3 steals per game average.
- The Blue Devils accumulated 480 steals in 36 games on the year, which are a school record. The previous record was 462 in 2002-03.

- With her six assists at UNC on Feb. 28, **Jasmine Thomas** became the 10th player in Duke history to notch over 1,000 points and 300 assists. She currently owns 1,116 points and 319 assists in three years.

- With Duke's victory on March 5, the Blue Devils registered 25 or more wins 12 for straight years.

- In her three years at Duke, junior **Jasmine Thomas** has increased her field goal percentage, three-point field goal percentage, free throw percentage and scoring each year.

- Senior **Keturah Jackson** hit a career high with 13 three-pointers made in a single season. Over her four years, she hit 17 treys and had drained only five her first three years.

- In three years at Duke, Head Coach **Joanne P. McCallie** has notched four victories against top-five ranked teams -- #3/3 Ohio State in 2009-10, #3/4 Stanford in 2008-09, while knocking off #4/3 Rutgers and #5/4 Maryland in 2007-08.

- To show how tough Duke's schedule was, the Blue Devils went up against eight undefeated teams -- Connecticut (17-0), Ohio State (8-0), James Madison (7-0), Stanford (7-0), Western Kentucky (3-0), Georgia Southern (1-0), Houston Baptist (0-0) and Texas A&M (0-0).

- Follow DukeWBBSID and CoachPDuke on Twitter to get the latest updates on Duke women's basketball. Also, join the "Official Duke Women's Basketball Group" on Facebook to get the latest video, pictures and more. Join both now as they are free! You can win free prizes each week on both Twitter and Facebook, so make sure you follow closely.

Joy Cheek Drafted by the Indiana Fever...

With the 35th overall selection in the 2010 WNBA Draft, **Joy Cheek** was selected by the Indiana Fever in the third round. She became the 14th player in Duke history to be taken in the WNBA draft. On the season, Cheek averaged 9.9 points, 5.9 rebounds, 1.5 steals and 1.3 assists as she started all 36 contests for the Blue Devils. She was named to the Memphis Regional All-Tournament team, All-ACC Tournament first team, All-ACC third team and was a finalist for the Lowe's Senior Class Award.

Cheek finished her career with 679 rebounds, which rank 12th all-time on Duke's charts, while her 137 career games played rank tied for fifth. She became the 25th player in Blue Devil history to reach the 1,000 career points mark as a senior and concluded her four-year stint at Duke with 1,148 points.

Jasmine Thomas Receives All-America Accolades...

Following the season, Duke junior **Jasmine Thomas** received All-America accolades from the United States Basketball Writers Association (USBWA) and the Associated Press. Thomas was on the 10-member All-America squad for the USBWA, while earning third team honors from the AP.

30 Wins for Duke...

With the victory against San Diego State, Duke registered its eighth 30-win season in school history. All of those eight 30-win seasons have come over the pAST 10 years.

Over the IAST 10 years, Connecticut has nine 30-win seasons, while Tennessee and Duke have eight. Other teams with five or more 30-win seasons the IAST 10 years are LSU (5) and Stanford (5).

Blue Devil Head Coach **Joanne P. McCallie** has two 30-win seasons in her 18-year coaching career as she led Michigan State to 33 wins in 2004-05 when the Spartans advanced to the national championship game.

Coach P became just the second Division I head coach to register 30 or more wins with two different programs (Jim Foster).

Thomas Reaches Milestone...

With her five steals against San Diego State, Duke junior **Jasmine Thomas** joined elite company as she became only the eighth player in Duke history with over 1,000 points, 300 rebounds, 300 assists and 200 steals. She joined Lindsey Harding, Alana Beard, Kira Orr, Abby Waner, Monique Currie, Katie Meier and Iciss Tillis.

Thomas owns 1,161 points, 333 rebounds, 326 assists and 202 steals in three years.

In 2009-10, Thomas had one of the best all-around seasons in school history. She became only the second Duke player to register 100 steals in a single season (Alana Beard). On the year, Thomas collected 577 points (8th), 146 assists (8th), 100 steals (4th), 63 three-pointers (4th), 177 three-pointers attempted (5th) and 1,168 minutes played (1st) - the numbers in the parentheses represent where she ranked on Duke's single-season charts.

Jasmine Thomas Catches Fire Against San Diego State...

Blue Devil junior **Jasmine Thomas** caught fire against San Diego State in the regional semifinal as she hit 10-of-19 field goals, 8-of-8 free throws and matched a career high with 29 points. Her 29 points tied for the fourth-highest single-game output in Duke's NCAA Tournament history.

Only Ali Day (37), Kira Orr (30) and Alana Beard (30) had scored more for the Blue Devils. The 29 points for Thomas was the most scored by a Blue Devil in regional action.

Thomas led Duke with 11 games with 20 or more points on the year.

On the Boards...

Duke outrebounded its opponents in 28-of-36 contests and outrebounded teams in 24 out of the final 29 games. The only seven games the Blue Devils were outrebounded by their opponent were against Marquette, Ohio State, Boston College, Virginia Tech, Georgia Tech and Maryland (2).

Duke's +9.0 rebound margin ranked eighth nationally. The Blue Devils pulled down 20+ offensive rebounds in 12 games on the year.

Jackson Nets Career High...

Blue Devil senior **Keturah Jackson** opened the 2010 NCAA Tournament with a bang as she notched a career-high 13 points and hit a career-best 6-of-6 field goals against Hampton in the first round. On the season, Jackson scored in double-figures only five times and totaled nine double-digit scoring contests over her career. Two of those double-digit scoring games came in NCAA Tournament action.

Against Ranked Opponents...

The Blue Devils posted an 8-4 record against ranked opponents. On the year, the Blue Devils defeated third-ranked Ohio State, 13th-ranked Florida State, 18th-ranked North Carolina, 19th-ranked Georgia Tech, 21st-ranked LSU, 21st-ranked Virginia, 25th-ranked Miami and 25th-ranked James Madison, while falling to second-ranked Stanford, 16th-ranked Texas A&M, No. 14 Baylor and No. 1 Connecticut.

Junior **Jasmine Thomas** was on fire against ranked opponents as she has averaged 18.3 points, 4.7 rebounds, 3.2 assists and 2.3 steals. Thomas notched 26 points and nine rebounds against 16th-ranked Texas A&M, while totaling 29 points, two assists and two steals against third-ranked Ohio State. She had 14 points against Stanford and notched a double-double against James Madison with 13 points and 11 rebounds. At Miami, she scored 15 of her 16 points in the second half and was huge down the stretch. Thomas had 17 points, four assists and three rebounds against UConn, while collecting 23 points, four rebounds and four steals against 13th-ranked Florida State. She totaled five games of 20+ points out of 12 contests against ranked opponents.

Mitchell Comes Up Big...

Duke senior **Bridgette Mitchell** came alive on the offensive end for the Blue Devils when they needed her most in the second round against 21st-ranked LSU as she notched 12 points. It broke a nine-game streak for Mitchell without scoring double-digits. Her 12 points was also the most points since Feb. 11, 2010 when she had 12 against N.C. State.

On the season, Mitchell collected a career-high 11 games with double-figure scoring. She had only eight double-figure scoring games her first three years with the Blue Devils.

Coach P Nets Another First...

Blue Devil Head Coach **Joanne P. McCallie** captured her sixth conference championship over her 18-year career as a head coach when Duke won the ACC

Championship on March 7. She won the North Atlantic Championship in 1995 and 1996, won the America EAST Championship in 1997 and 1998, the Big Ten Championships in 2005 and the ACC Championship in 2010.

She became the first Division I coach to notch conference championships in four different conferences. Coach P also became the first Division I coach to be named a conference coach of the year in four different conferences in 2010.

Consecutive Appearances...

The Blue Devils were one of only five teams competing in their 16th straight NCAA Tournament-- Tennessee (29), Stanford (23), UConn (22), Duke (16) and Georgia (16).

Coach P in Elite Company...

Blue Devil Head Coach **Joanne P. McCallie** is one of only 16 current head coaches in NCAA Division I who have both played and coached in the NCAA Tournament. Only McCallie, Baylor's Kim Mulkey, N.C. State's Kellie Harper, Georgia Tech's MaChelle Joseph and Hartford's Jennifer Rizzotti led their team to the 2010 NCAA Tournament.

Coach P led Northwestern to the tournament in 1987 and also coached 14 different teams as a head coach.

Reaching the 20-Point Mark...

Six different Blue Devils registered 20+ points in a game this season, which led the ACC. **Allison Vernerey, Jasmine Thomas, Krystal Thomas, Bridgette Mitchell, Joy Cheek** and **Bridgette Mitchell** all scored 20 or more points this year in a game. Both Georgia Tech and Maryland were second with five different players.

In the NCAA Tournament field of 64 teams, Duke and Gonzaga featured the most 20+ point scorers of the teams with six each.

A Look Back at the ACC Tournament...

Duke claimed its sixth overall ACC Championship -- 2000-04 and 2010 -- and first under Head Coach **Joanne P. McCallie**.

Over the three games, **Jasmine Thomas** averaged 16.3 points, 4.3 rebounds, 3.3 assists and 2.7 steals, while hitting 61.5 percent of her three-point field goals. She hit 8-of-13 treys on the weekend. Thomas joined the ranks of Monique Currie, Georgia Schweitzer and Iciss Tillis (two times) as the only Duke players to be named ACC Tournament MVP. She scored 21, 10 and 18 points in the three games to lead Duke.

Karima Christmas notched averages of 13.0 points, 3.7 rebounds and 3.3 steals, while hitting 50.0 percent of her field goals and 57.1 percent from downtown. **Joy Cheek** averaged 11.7 points, 5.0 rebounds, 3.0 assists and 1.0 steals.

As a squad, Duke led all teams with a 47.4 three-point field goal percentage as the Blue Devils hit 18-of-38 from downtown.

Record In March...

Duke owns a 74-25 record in March since 1992-93. The Blue Devils are 64-16 the last 12 years. Overall in the 34 years of women's basketball, the Blue Devils are 80-41.

Solid Defense for Blue Devils...

Since Duke allowed 81 points to top-ranked Connecticut, the Blue Devils did not allow more than 64 points the final 18 contests.

On the season, Duke held 10 different teams to a season low points -- Hampton (37), Georgia Tech (50), N.C. State (39), Florida State (43), Virginia Tech (38), Miami (62), Clemson (41), N.C. Central (28), Marquette (43) and Western Kentucky (47).

The Blue Devils held 13 teams to 50 points or under, which was the third-best total in school history (record is 2006-07 with 15 in Coach P's first year). Duke held six opponents to 40 points or less which was a new school record.

Thomas & Cheek Net 1,000 Points...

Junior **Jasmine Thomas** became the 26th player in Duke history to register 1,000 career points on Sunday, Feb. 21 against Maryland. Senior **Joy Cheek**

became the 25th player in Duke history to register 1,000 career points on Jan. 29 against Florida State.

Stepping Up the Scoring...

Junior **Jasmine Thomas** went from a 10.2 scoring average as a sophomore to a 16.0 ledger as a junior. The increase of 5.8 was the highest increase in school history. Iciss Tillis previously held the school record as she went from an 8.6 per game average in 2000-01 to a 14.3 average in 2001-02 (+5.7).

In the NCAA Stats...

Duke ranked second nationally in steals (13.3), 10th in scoring margin (16.0), eighth in rebound margin (9.0), 13th in scoring defense (54.4), 17th in field goal percentage defense (35.1), 23rd in blocked shots (5.2) and 18th in turnover margin (5.06). **Jasmine Thomas** was listed 25th in steals (2.8).

Creating Turnovers...

Duke's defense forced 22.8 turnovers a contest, which is the second highest per game average in school history.

Turnovers Forced Per Game Since 2000-01

2008-09: 23.0	2003-04: 20.8
2007-08: 21.6	2002-03: 21.5
2006-07: 20.2	2001-02: 19.7
2005-06: 21.2	2000-01: 22.2
2004-05: 18.5	

The Blue Devils scored 893 points off turnovers, which is 35.2 percent of Duke's points scored on the year. In 2008-09, the Blue Devils scored 31.2 percent of their points off turnovers, while in 2007-08 Duke scored 32.1 percent of their points off turnovers and in 2006-07, Duke scored 30.3 percent points off turnovers.

National POY Candidate...

Duke junior **Jasmine Thomas** was named one of 12 finalists for the State Farm Wade Trophy on March 23.

Thomas was also one of the 21 midseason candidates for the John R. Wooden Award, which was released on Jan. 13 by the Los Angeles Athletic Club's John R. Wooden Award Committee.

Thomas Totals FantASTic Season...

Jasmine Thomas developed into one of the top guards in the nation as a junior after working very hard over the summer of 2009. On the season, she averaged 16.0 points, 4.3 rebounds, 4.1 assists and 2.8 steals.

In the ACC stats, Thomas ranked fifth in scoring (16.0), tied for seventh in assists (4.1), seventh in free throw percentage (79.1), fifth in steals (2.8), 10th in three-point field goal percentage (35.6), tied for eighth in three-point field goals made (1.8) and tied for third in assist/turnover ratio (1.3).

During ACC games only, Thomas ranked fifth in scoring (15.5), tied for ninth in assists (3.4), tied for fourth in steals (3.1), 11th in three-point field goal percentage (34.3) and tied for ninth in three-point field goals made (1.7).

She turned in one of the most dominating performances ever seen in Cameron Indoor Stadium against third-ranked Ohio State on Thursday, Dec. 3. Thomas scored a career-high 29 points, had two assists and two steals. She hit a career-high 10 field goals out of 20 attempts and nailed 2-of-4 from downtown. Thomas backed that up in the next contest against Southern California with 28 points, three rebounds, three assists, three steals and hit a career-high 10-of-10 from the free throw line.

Thomas posted one of the best NCAA Tournament performances in school history against San Diego State in the Regional Semifinal with 29 points, six assists, five rebounds and five steals, while hitting 10-of-19 field goals.

She posted 13 straight points at Maryland on Jan. 24 to help guide Duke to a 58-57 victory. Thomas also came within three assists of her second triple-double of the season against 24th-ranked James Madison with 13 points, 11 rebounds and seven assists.

Thomas registered 20+ points 11 times in 2009-10 and scored double-digits

in all but four games.

Balanced Attack...

Duke featured a very balanced scoring attack in 2009-10. The Blue Devils had one player averaging double-figure scoring -- **Jasmine Thomas** (16.0). **Joy Cheek** (9.9), **Karima Christmas** (9.6), **Bridgette Mitchell** (8.4), **Krystal Thomas** (7.3), **Allison Vernerey** (6.7) and **Keturah Jackson** (5.9) averaged over 5.0 points a contest.

Duke registered all five starters scoring double-digits on Nov. 19 against Georgia Southern and on Dec. 28 against N.C. Central. Ten of the 11 Blue Devils notched 10+ points in at least one game. Since 2002-03, Duke has notched five starters in double-figure scoring only nine times. Against N.C. Central, the Blue Devils registered a school record nine players in double-figure scoring.

Seven different players led Duke in scoring-- J. Thomas (19), Christmas (7), Mitchell (5), Cheek (4), K. Thomas (2), Jackson (2) and Vernerey (1).

Duke Takes the ACC Regular Season Crown...

With its victory on Feb. 26 against Virginia, Duke claimed its ninth ACC regular season title in school history and the first under the direction of Head Coach **Joanne P. McCallie**.

Duke has registered ACC regular season titles in 2009-10, 2006-07, 2004-05, 2003-04, 2002-03, 2001-02, 2000-01, 1998-99 and 1997-98.

Coach P has now collected seven conference regular season titles over her career -- one at Duke (2009-10), five at Maine (1993-94, 1994-95, 1995-96, 1996-97, 1998-99) and one at Michigan State (2004-05).

The 2009-10 title was shared with Florida State.

ACC Honors...

The All-ACC honors were released with **Jasmine Thomas** earning first team accolades, while **Joy Cheek** was named to the third team. Freshman **Allison Vernerey** was selected to the five-member All-ACC Freshman team, while senior **Keturah Jackson** was named to the All-ACC Defensive Team.

Head Coach **Joanne P. McCallie** was awarded the ACC Coach of the Year award marking the fourth different conference coach of the year award she has received, which is a Division I record - Big Ten, America EAST and the North Atlantic Conferences.

Thomas was named the Kay Yow Scholar-Athlete of the Year for women's basketball, while **Allison Vernerey**, **Bridgette Mitchell**, **Keturah Jackson** and Thomas were selected to the All-ACC Academic Team.

Thomas Named Academic All-America...

Junior **Jasmine Thomas** was named ESPN The Magazine Academic All-America becoming just the third Blue Devil in women's basketball history to receive the honor. Thomas was named to the third team. The other two Academic All-America selections were Katie Meier (1988) and Stacy Hurd (1984).

10 ACC Wins Once More...

With the ACC victory at Georgia Tech on Feb. 19, Duke earned its 10th ACC win of the season, which gave the Blue Devils 10 or more league wins for the 12th straight year. The streak is the longest in the ACC with the next being North Carolina with eight, but that streak ended in 2009-10.

Thomas Named Nancy Lieberman Finalist...

Jasmine Thomas was selected one of eight finalists for the Nancy Lieberman Award, which honors the top point guard in the nation.

Other finalists were Alison Lacey (Iowa State), Nadirah McKenith (St. John's), Samantha Prahalis (Ohio State), Sam Quigley (DePaul), Andrea Riley (Oklahoma State), Danielle Robinson (Oklahoma) and Courtney Vandersloot (Gonzaga).

Cheek Receives WBCA Coaching Honor...

The Women's Basketball Coaches Association (WBCA) announced its eighth annual So You Want To Be A Coach program class of 2010 on Feb. 23 with Duke senior **Joy Cheek** one of 39 student-athletes selected.

This two-and-a-half day workshop was held April 2-4 in conjunction with the

WBCA National Convention in San Antonio, Texas. The 2010 class marked the largest in the eight years of the program and is sponsored by the WBCA, the NCAA Diversity and Inclusion, NCAA Minority Opportunities and Interests Committee, and the NCAA Committee on Women's Athletics.

20 Wins Once Again...

With the victory against N.C. State on Feb. 11, Duke registered its 13th consecutive 20-win season and the 15th out of the IAST 16 years. Head Coach **Joanne P. McCallie** notched her 14th different 20-win season over her 18-year coaching career and seventh straight.

Looking at the national scene, Tennessee owns a 34-year streak of reaching 20 wins, while Connecticut is second (17) and Duke's 13 straight years is third.

The ACC record for most consecutive 20-win seasons is 14 by Virginia and the second-best streak is Duke's current 13-year mark. N.C. State's streak of eight is ranked third. Of the current 20-win season streaks, Duke's is first with 13 followed by North Carolina's nine consecutive.

Hitting Over the 50.0% Mark...

In six games, the Blue Devils shot over 50.0 percent from the field -- against Providence (56.3), N.C. Central (58.8), Maine (52.5), No. 3 Ohio State (50.0), Marquette (52.5) and Houston Baptist (55.7).

In Coach P's three years at Duke, the Blue Devils have hit 50.0 percent from the field in back-to-back games only three times -- twice in 2009-10 and the other time was in 2008-09 in the ACC Tournament (vs. Virginia - 56.0, vs. Florida State - 51.8).

In 2008-09, Duke hit over 50.0 percent of its field goals a total of four times.

Thomas Nets Triple-Double...

Junior **Jasmine Thomas** became just the third player in Duke history and the 13th ACC player to notch a triple-double against Marquette on Nov. 27, 2009. She registered a career-high 12 assists, career-high 11 rebounds and 11 points.

The 12 assists matched the Duke single-game record, which is held by Monique Currie, Katie Meier and Leigh Morgan.

Noting the Schedule...

Duke was the only team in the nation who played Connecticut, Stanford, Ohio State and North Carolina -- who were the top four teams in the nation in the preseason.

The Blue Devils were also the only team in the nation to play all five members of the Associated Press Preseason All-America team -- Tina Charles (Connecticut), Maya Moore (Connecticut), Jantel Lavender (Ohio State), Jane Appel (Stanford) and Monica Wright (Virginia).

McCallie Honored at Maine...

Prior to Duke taking on Maine on Dec. 21, Duke Head Coach **Joanne P. McCallie** was honored for her eight years she spent with the Black Bears from 1992-2000. She now has her name and years at Maine on a banner that hangs in Alford Arena forever.

McCallie spent her first eight years as a head coach at Maine and guided the Black Bears to a 167-73 record, six NCAA Tournaments, two America EAST Tournament and two North Atlantic Championships from 1992-2000.

Coach P also went up against her former player, Cindy Blodgett, who is in her third year as the head coach at Maine. Blodgett was a four-year letterwinner at Maine under McCallie. Blodgett led the NCAA in scoring as a sophomore and junior at Maine under Coach P.

Coach P was also inducted into the Maine Sports Hall of Fame in June of 2008 and the University of Maine Athletics Hall of Fame in October of 2009. McCallie attended Brunswick H.S., in Maine and graduated in 1983.

Thomas Selected Naismith Candidate...

Duke junior **Jasmine Thomas** was named one of 50 preseason candidates for the Naismith National Player of the Year trophy.

The watch list was compiled by the Atlanta Tipoff Club's Board of Selectors, which based its criteria on player performances from the previous year and expecta-

tions for the 2009-10 college basketball season.

2009-10 Honors

Jasmine Thomas

- USA Select Team Member
- Memphis Regional All-Tournament Team
- USBWA All-America
- AP Third Team All-America
- Finalist for State Farm All-America Team
- Final 12 Finalists - State Farm Wade Trophy
- On Final Ballot for John R. Wooden Award
- Region II Nominee for State Farm All-America
- ACC Tournament MVP
- All-ACC Tournament First Team
- Kay Yow Scholar-Athlete of the Year
- All-ACC Academic Team
- All-ACC First Team
- Naismith POY Midseason Candidate
- Nancy Lieberman Award Nominee
- ESPN the Mag. Academic All-America
- Nancy Lieberman Award Nominee
- ESPN the Mag. Academic All-District
- State Farm Wade Trophy Watch List
- Wooden Award Midseason List
- ACC Player of the Week (Dec. 7)
- Preseason Second Team All-America by The Sporting News
- Preseason All-ACC
- Preseason Naismith Candidate for National Player of the Year

Joy Cheek

- Memphis Regional All-Tournament Team
- All-ACC Tournament First Team
- All-ACC Third Team
- WBCA Want To Be A Coach Class of 2010
- Lowe's Senior Class Award - Finalist

Karima Christmas

- Memphis Regional All-Tournament Team
- All-ACC Tournament First Team

Keturah Jackson

- All-ACC Academic Team
- All-ACC Defensive Team

Bridgette Mitchell

- All-ACC Academic Team

Allison Vernerey

- All-ACC Academic Team
- All-ACC Freshman Team
- ACC Rookie of the Week (Feb. 15, Dec. 7)

SEASON RESULTS

2010-11 WOMEN'S BASKETBALL MEDIA GUIDE

RECORD:	OVERALL	HOME	AWAY	NEUTRAL
ALL GAMES	30-6	16-1	8-4	6-1
CONFERENCE	12-2	7-0	5-2	0-0
NON-CONFERENCE	18-4	9-1	3-2	6-1

DATE	TIME	OPPONENT	SCORE	ATTENDANCE	HIGH POINTS	HIGH REBOUNDS
11-13-09	7:35 PM	at Houston Baptist	W 104-35	1500	(18) Bridgette Mitchell	(12) Krystal Thomas
11-15-09	2:00 PM	at #-/16 Texas A&M	77-95 L	6866	(26) Jasmine Thomas	(9) Jasmine Thomas
11-19-09	7:00 PM	GEORGIA SOUTHERN	W 69-42	3057	(12) Jasmine Thomas	(8) Bridgette Mitchell
11-23-09	7:00 PM	CHARLOTTE	W 57-44	3568	(12) Joy Cheek	(13) Joy Cheek
11-26-09	5:00 PM	&vs Western Kentucky	W 70-47	120	(20) Jasmine Thomas	(8) Joy Cheek
11-27-09	6:30 PM	&vs Marquette	W 74-43	105	(13) Bridgette Mitchell	(11) Jasmine Thomas
12-3-09	7:00 PM	#3/3 OHIO STATE	W 83-67	5237	(29) Jasmine Thomas	(13) Krystal Thomas
12-6-09	2:00 PM	SOUTHERN CALIFORNIA	W 78-72	4028	(28) Jasmine Thomas	(12) Allison Vernerey
12-15-09	7:00 PM	at #2/2 Stanford	55-71 L	4719	(16) Karima Christmas	(7) Krystal Thomas
12-18-09	7:00 PM	#24/25 JAMES MADISON	W 79-65	3149	(21) Joy Cheek	(11) Jasmine Thomas
12-21-09	7:05 PM	at Maine	W 75-34	3717	(16) Bridgette Mitchell	(9) Krystal Thomas
					(16) Karima Christmas	
12-28-09	7:00 PM	N.C. CENTRAL	W 117-28	3552	(16) Joy Cheek	(8) Krystal Thomas
12-31-09	2:00 PM	at Temple	W 70-62	1049	(23) Karima Christmas	(14) Karima Christmas
1-3-10	1:00 PM	PROVIDENCE	W 88-63	3290	(21) Krystal Thomas	(10) Krystal Thomas
1-7-10	7:00 PM	*at Clemson	W 67-41	778	(15) Joy Cheek	(10) Bridgette Mitchell
					(15) Jasmine Thomas	
1-10-10	1:00 PM	*WAKE FOREST	W 65-51	4109	(20) Bridgette Mitchell	(9) Bridgette Mitchell
1-14-10	7:00 PM	*at #25/-- Miami	W 69-62	655	(16) Jasmine Thomas	(12) Krystal Thomas
1-18-10	7:00 PM	#1/1 CONNECTICUT	48-81 L	9314	(17) Jasmine Thomas	(7) Karima Christmas
1-21-10	7:00 PM	*VIRGINIA TECH	W 69-38	3435	(17) Krystal Thomas	(6) Krystal Thomas
1-24-10	8:00 PM	*at Maryland	W 58-57	10301	(20) Jasmine Thomas	(11) Joy Cheek
1-29-10	8:30 PM	*#13/14 FLORIDA STATE	W 73-43	4906	(23) Jasmine Thomas	(11) Krystal Thomas
2-4-10	7:00 PM	*at Boston College	57-61 L	2673	(19) Jasmine Thomas	(7) Allison Vernerey
						(7) Karima Christmas
2-8-10	7:00 PM	*#18/15 NORTH CAROLINA	W 79-51	6902	(12) Keturah Jackson	(9) Joy Cheek
					(12) Bridgette Mitchell	
2-11-10	7:00 PM	*N.C. STATE	W 70-39	5714	(20) Allison Vernerey	(10) Joy Cheek
						(10) Allison Vernerey
2-14-10	2:00 PM	*at Virginia Tech	W 65-53	3369	(22) Jasmine Thomas	(10) Krystal Thomas
2-19-10	8:35 PM	*at #19/-- Georgia Tech	W 64-50	2331	(20) Jasmine Thomas	(7) Krystal Thomas
2-21-10	1:00 PM	*MARYLAND	W 71-59	5844	(25) Karima Christmas	(6) Bridgette Mitchell
						(6) Jasmine Thomas
						(6) Krystal Thomas
2-26-10	8:30 PM	*#21/18 VIRGINIA	W 83-65	6173	(21) Jasmine Thomas	(9) Krystal Thomas
2-28-10	3:00 PM	*at North Carolina	54-64 L	5010	(14) Karima Christmas	(8) Bridgette Mitchell
3-5-10	3:00 PM	^vs Maryland	W 66-64	5040	(21) Jasmine Thomas	(5) Joy Cheek
3-6-10	1:00 PM	^vs Georgia Tech	W 67-55	9106	(15) Karima Christmas	(6) Karima Christmas
3-7-10	1:00 PM	^vs NC State	W 70-60	9432	(18) Jasmine Thomas	(7) Krystal Thomas
						(7) Joy Cheek
						(7) Allison Vernerey
3-20-10	2:34 PM	%HAMPTON	W 72-37	3812	(13) Karima Christmas	(8) Allison Vernerey
					(13) Keturah Jackson	
					(13) Jasmine Thomas	
3-22-10	7:11 PM	%#21/-- LSU	W 60-52	4044	(15) Jasmine Thomas	(6) Karima Christmas
						(6) Bridgette Mitchell
3-27-10	1:30 PM	~vs San Diego State	W 66-58	6577	(29) Jasmine Thomas	(8) Bridgette Mitchell
3-29-10	6:00 PM	~vs #14/18 Baylor	48-51 L	3263	(16) Jasmine Thomas	(12) Karima Christmas

BOLD/CAPS DENOTES HOME GAME

* = Conference game

& = Caribbean Challenge in Cancun, Mexico

^ = ACC Tournament in Greensboro, N.C.

% = NCAA Tournament First Round in Durham, N.C.

~ = NCAA Regional in Memphis, Tenn.

Overall Statistics

Record: 30-6 Home: 16-1 Away: 8-4 Neutral: 6-1

##	Player	GP	GS	TOTAL			3-PTS			REBOUNDS				PF		AST		TO		Blk	Stl	Pts	PPG			
				Min	MPG	FG	A	Pct	FG	A	Pct	FT	A	Pct	OR	DR	TR	RPG						DQ		
05	Jasmine Thomas	36	36	1168	32.4	206	532	.387	63	177	.356	102	129	.791	21	132	153	4.3	63	0	146	115	7	100	577	16.0
21	Joy Cheek	36	36	976	27.1	137	364	.376	16	49	.327	67	98	.684	83	129	212	5.9	79	1	46	93	20	53	357	9.9
13	Karima Christmas	36	18	922	25.6	121	281	.431	24	84	.286	81	113	.717	93	96	189	5.3	80	0	53	49	16	79	347	9.6
15	Bridgette Mitchell	36	26	743	20.6	118	264	.447	11	41	.268	55	69	.797	100	65	165	4.6	95	1	39	63	20	56	302	8.4
34	Krystal Thomas	36	26	852	23.7	100	199	.503	0	2	.000	64	112	.571	94	144	238	6.6	78	1	30	73	70	21	264	7.3
43	Allison Vernerey	36	5	673	18.7	98	201	.488	0	0	.000	46	87	.529	68	107	175	4.9	72	3	16	74	29	21	242	6.7
31	Keturah Jackson	36	33	956	26.6	83	202	.411	13	45	.289	32	56	.571	44	85	129	3.6	78	1	93	81	16	83	211	5.9
03	Shay Selby	35	0	382	10.9	37	93	.398	16	48	.333	15	20	.750	11	41	52	1.5	32	0	36	28	3	32	105	3.0
24	Kathleen Scheer	29	0	190	6.6	22	74	.297	11	51	.216	11	17	.647	16	17	33	1.1	10	0	9	15	4	9	66	2.3
32	Alexis Rogers	24	0	125	5.2	15	36	.417	0	8	.000	5	7	.714	12	26	38	1.6	20	0	8	13	1	8	35	1.5
01	Chelsea Hopkins	26	0	213	8.2	10	27	.370	2	7	.286	9	17	.529	6	19	25	1.0	16	0	19	25	0	18	31	1.2
TM	TEAM																									
	Total	36				947	2273	.417	156	512	.305	487	725	.672	629	926	1555	43.2	623	7	495	637	186	480	2537	70.5
	Opponents	36				676	1925	.351	187	590	.317	421	629	.669	435	796	1231	34.2	640	14	404	819	128	271	1960	54.4

Score by Periods	1	2	OT	Total
Duke University	1154	1172	53	2379
Opponents	822	1028	50	1900

Atlantic CoAST Conference Statistics

Record: 12-2 Home: 7-0 Away: 5-2 Finish: T1st

##	Player	GP	GS	TOTAL			3-PTS			REBOUNDS				PF		AST		TO		Blk	Stl	Pts	PPG			
				Min	MPG	FG	A	Pct	FG	A	Pct	FT	A	Pct	OR	DR	TR	RPG						DQ		
05	Jasmine Thomas	14	14	459	32.8	78	212	.368	24	70	.343	37	52	.712	9	46	55	3.9	29	0	48	46	4	43	217	15.5
21	Joy Cheek	14	14	409	29.2	50	143	.350	7	19	.368	23	35	.657	39	53	92	6.6	35	0	23	33	10	19	130	9.3
13	Karima Christmas	14	5	353	25.2	46	112	.411	8	33	.242	30	41	.732	38	34	72	5.1	37	0	19	21	10	23	130	9.3
15	Bridgette Mitchell	14	12	311	22.2	42	104	.404	5	14	.357	26	32	.813	44	28	72	5.1	37	0	21	22	8	22	115	8.2
34	Krystal Thomas	14	7	323	23.1	42	84	.500	0	2	.000	28	47	.596	39	57	96	6.9	31	0	8	28	20	8	112	8.0
43	Allison Vernerey	14	4	271	19.4	41	84	.488	0	0	.000	14	22	.636	27	39	66	4.7	24	2	7	33	12	9	96	6.9
31	Keturah Jackson	14	14	374	26.7	28	76	.368	5	17	.294	13	17	.765	12	36	48	3.4	33	1	43	37	11	33	74	5.3
03	Shay Selby	14	0	150	10.7	16	38	.421	7	21	.333	3	5	.600	6	17	23	1.6	17	0	11	15	1	10	42	3.0
24	Kathleen Scheer	11	0	47	4.3	6	19	.316	3	13	.231	3	4	.750	5	3	8	0.7	3	0	1	5	1	3	18	1.6
01	Chelsea Hopkins	10	0	61	6.1	3	8	.375	1	3	.333	1	2	.500	0	5	5	0.5	2	0	7	9	0	5	8	0.8
32	Alexis Rogers	10	0	42	4.2	1	10	.100	0	6	.000	0	2	.000	5	9	14	1.4	6	0	4	2	0	0	2	0.2
TM	TEAM																									
	Total	14				353	890	.397	60	198	.303	178	259	.687	262	351	613	43.8	254	3	192	256	77	175	944	67.4
	Opponents	14				247	753	.328	57	213	.268	183	272	.673	201	301	502	35.9	243	7	141	322	52	116	734	52.4

Score by Periods	1	2	OT	Total
Duke University	480	456	30	966
Opponents	358	464	32	854

Miscellaneous Statistics**Games as Leading Scorer**

Jasmine Thomas	20
Karima Christmas	7
Bridgette Mitchell	5
Joy Cheek	4
Keturah Jackson	2
Krystal Thomas	2
Allison Vernerey	1

Games as Leading Rebounder

Krystal Thomas	14
Joy Cheek	7
Bridgette Mitchell	7
Karima Christmas	6
Allison Vernerey	5
Jasmine Thomas	4

Double-Doubles

Krystal Thomas	4
Karima Christmas	2
Allison Vernerey	2
Joy Cheek	1
Bridgette Mitchell	1
Jasmine Thomas	1

Triple-Doubles

Jasminie Thomas	1
-----------------	---

Double-Figure Scoring Games

Jasmine Thomas	32
Joy Cheek	18
Karima Christmas	18
Bridgette Mitchell	11
Krystal Thomas	10
Allison Vernerey	9
Keturah Jackson	5
Shay Selby	3
Alexis Rogers	2
Kathleen Scheer	1

20-Point Games

Jasmine Thomas	11
Karima Christmas	2
Joy Cheek	1
Bridgette Mitchell	1
Krystal Thomas	1
Allison Vernerey	1

10-Rebound Games

Krystal Thomas	7
Joy Cheek	4
Karima Christmas	2
Jasmine Thomas	2
Allison Vernerey	2
Bridgette Mitchell	1

Charges Drawn

Opponent	46
Duke	37

Shay Selby	10
Karima Christmas	7
Allison Vernerey	7
Jasmine Thomas	5
Bridgette Mitchell	3
Joy Cheek	2
Keturah Jackson	2
Chelsea Hopkins	1

Three-Point Plays

Opponent	17
Duke	38

Joy Cheek	6
Jasmine Thomas	6
Allison Vernerey	6
Bridgette Mitchell	5
Karima Christmas	4
Keturah Jackson	4
Krystal Thomas	3
Kathleen Scheer	2
Chelsea Hopkins	1
Shay Selby	1

FAST Break Points

Opponent	135
Duke	298

Defense Force Shot Clock Violation

Opponent	11
Duke	22

Defense Force Five-Second Call

Opponent	0
Duke	5

Points In The Paint

Opponent	670
Duke	1212

Points Off Turnovers

Opponent	478
Duke	887

Jump Balls Controlled

Opponent	11
Duke	25

Krystal Thomas	25
Karima Christmas	9
Allison Vernerey	2

Bench Scoring

Opponent	541
Duke	778

Largest Halftime Lead

56 (65-9) vs. N.C. Central, 12-28-09

Largest Halftime Deficit

16 (23-39) at Stanford, 12-15-09

Largest Duke Lead

89 (117-28) vs. N.C. Central, 12-28-09

Largest Duke Deficit

33 (48-81) vs. Connecticut, 1-18-10

Largest Duke Win

89 (117-28) vs. N.C. Central, 12-28-09

Most Consecutive Points Scored

26 at HBU, 11-13-09

Most Consecutive Points Allowed

17 by Stanford, 12-15-09

Highest FG% in 1st Half

Duke	66.7 vs. Providence, 1-3-10
Opp.	52.4 by LSU, 3-22-10

Highest FG% in 2nd Half

Duke	62.8 at HBU, 11-13-09
Opp.	66.7 by Texas A&M, 11-15-09

Lowest FG% in 1st Half

Duke	23.7 vs. Stanford, 12-15-09
Opp.	15.0 by N.C. Central, 12-28-09

Lowest FG% in 2nd Half

Duke	21.9 vs. Baylor, 3-29-10
Opp.	16.7 by HBU, 11-13-09

The Blue Devils Record When...

At home	14-1
On the road	8-4
At a neutral site	8-1
Against a top 25 opponent	7-2
Against a top 10 opponent	0-0
Against a top 5 opponent	1-2
In tournaments	8-1
On television	10-2
In white uniforms	20-2
In blue uniforms	9-2
In black uniforms	0-2
In white/pink uniforms	1-0
On Sunday	7-2
On Monday	5-2
On Tuesday	0-1
On Wednesday	0-0
On Thursday	8-1
On Friday	7-0
On Saturday	3-0
Day Games	11-2
Night Games	19-4

When the starters are:

Mitchell, Cheek, K. Thomas, J. Thomas, Jackson	12-4
Cheek, Jackson, K. Thomas, J. Thomas, Christmas	8-0
Christmas, Cheek, Jackson, J. Thomas, Mitchell	4-1
Christmas, Cheek, Vernerey, J. Thomas, Jackson	2-0
Mitchell, Cheek, Vernerey, J. Thomas, Jackson	2-0
J. Thomas, Cheek, Mitchell, Christmas, K. Thomas	1-1
Mitchell, Cheek, Vernerey, J. Thomas, Christmas	1-0

Leading at the half	27-1
Trailing at the half	2-4
Tied at the half	1-1
Outrebounding opponent	23-5
Opponent outrebounds Duke	6-1
Equal rebounds	1-0
FG% equal/over .500	6-0
FG% equal/over .400	20-0
FG% below .400	7-6
Opponent FG% equal/over .400	5-3
Opponent FG% below .400	25-3
Duke has more turnovers	5-2
Opponent has more turnovers	25-4
Scoring below 50 points	0-2
Scoring 50-59 points	2-3
Scoring 60-69 points	11-0
Scoring 70-79 points	12-1
Scoring 80-89 points	3-0
Scoring 90-99 points	0-0
Scoring 100+ points	2-0

BOX SCORES

2010-11 WOMEN'S BASKETBALL MEDIA GUIDE

[6/6] Duke 104, Houston Baptist 35

Game 1 • November 13, 2009
Houston, Texas (Sharp Gym)

DUKE	FG	3FG	FT	REB	PF	TP	A TO	B	S	Min
Mitchell f	9-12	0-1	0-1	2-13	2	18	1	1	0	5 16
Cheek f	6-14	0-1	4-6	4-5-9	2	16	1	3	2	1 26
K. Thomas c	7-10	0-0	0-1	6-6-12	3	14	0	2	3	0 20
J. Thomas g	3-7	0-2	0-0	1-3-4	1	6	6	3	0	5 20
Christmas g	4-7	0-2	2-3	4-1-5	4	10	5	1	2	3 26
Hopkins	0-1	0-1	1-3	0-3-3	2	1	1	6	0	3 16
Selby	2-3	1-2	2-2	1-1-2	1	7	2	0	0	1 10
Scheer	1-5	0-3	1-1	0-1-1	0	3	2	2	1	2 15
Jackson	3-4	0-0	2-2	1-1-2	1	8	2	1	0	4 17
Rogers	6-9	0-0	2-2	3-4-7	3	14	1	2	1	2 14
Vernerey	3-7	0-0	1-2	4-5-9	5	7	0	2	2	0 20
TEAM	0-5									
Totals	44-79	1-12	15-23	26-36-62	24	104	21	23	11	26 200
Pct.	55.7	8.3	65.2	DB: 2						

FG's (1st half: 17-36, 47.2; 2nd half: 27-43, 62.8)
3FG's (1st half: 0-8, 0.0; 2nd half: 1-4, 25.0)
FT's (1st half: 7-10, 70.0; 2nd half: 8-13, 61.5)

H. Baptist	FG	3FG	FT	REB	PF	TP	A TO	B	S	Min
Texada f	2-5	0-0	2-4	2-2-4	4	6	0	3	0	1 22
Spriggs f	1-6	0-0	0-0	0-1-1	2	2	0	2	1	0 21
Maxey c	2-4	0-1	1-2	3-3-6	2	5	1	4	0	0 27
Jeanmard g	1-8	0-3	3-6	1-1-2	1	5	2	7	0	1 36
Leasau g	1-6	0-0	0-1	0-1-1	2	2	1	0	0	0 12
Mayberry	0-1	0-0	0-0	0-0-0	0	0	0	5	0	1 4
Griciunaitė	1-2	0-0	4-4	0-1-1	1	6	0	1	0	3 15
Barton	0-3	0-3	1-2	0-0-0	1	1	0	0	0	0 8
Green	1-8	1-6	0-0	1-0-1	2	3	0	8	0	1 29
Holloway	1-4	0-0	3-8	1-1-2	3	5	0	1	0	1 17
Pugh	0-2	0-0	0-0	0-0-0	1	0	0	1	0	0 9
TEAM	4-3-7									
Totals	10-49	1-13	14-27	12-13-25	19	35	4	33	1	8 200
Pct.	20.4	7.7	51.9	DB: 6						

FG's (1st half: 6-25, 24.0; 2nd half: 4-24, 16.7)
3FG's (1st half: 0-6, 0.0; 2nd half: 1-7, 14.3)
FT's (1st half: 2-4, 50.0; 2nd half: 12-23, 52.2)

Officials: William Larence, Rick Gauer, Jody Taylor
Attendance: 1,500 • Technical Fouls: None.

Score by Periods	1st	2nd	Total
Duke	41	63	104
Houston Baptist	14	21	35

[6/6] Duke 77, [-/16] Texas A&M 95

Game 2 • November 15, 2009
College Station, Texas (Reed Arena)

DUKE	FG	3FG	FT	REB	PF	TP	A TO	B	S	Min
Mitchell f	4-7	0-1	1-2	4-2-6	5	9	0	3	0	1 17
Cheek f	2-12	0-0	4-4	2-1-3	2	8	2	3	0	1 28
K. Thomas c	3-3	0-0	1-1	2-3-5	2	7	1	1	3	0 19
J. Thomas g	9-28	4-14	4-4	1-8-9	2	26	3	4	0	3 38
Christmas g	2-6	0-1	0-0	1-3-4	2	4	2	0	0	2 27
Hopkins	1-1	0-0	2-3	1-1-2	2	4	1	0	0	0 16
Scheer	0-5	0-3	0-0	1-0-1	0	0	1	0	0	0 4
Jackson	1-7	0-1	2-2	2-3-5	4	4	2	3	0	4 24
Rogers	2-2	0-0	0-0	0-2-2	4	4	0	1	0	0 10
Vernerey	2-7	0-0	7-8	7-0-7	3	11	0	0	0	0 17
TEAM	2-0-2									
Totals	26-78	4-20	21-24	23-23-46	26	77	12	15	3	11 200
Pct.	33.3	20.0	87.5	DB: 0						

FG's (1st half: 12-32, 37.5; 2nd half: 14-46, 30.4)
3FG's (1st half: 1-5, 20.0; 2nd half: 3-15, 20.0)
FT's (1st half: 10-12, 83.3; 2nd half: 11-12, 91.7)

Texas A&M	FG	3FG	FT	REB	PF	TP	A TO	B	S	Min
Buchanan *	0-0	0-0	0-0	3-4-7	3	0	1	2	7	0 25
White *	2-4	0-1	0-0	0-3-3	4	4	3	4	0	0 16
Elonu *	4-11	0-0	2-2	0-1-1	3	10	1	0	0	0 18
Smith *	6-10	2-3	5-8	1-5-6	0	19	5	4	1	2 33
Colson *	6-10	2-4	3-5	0-4-4	3	17	10	5	1	1 30
Carter	4-6	2-3	4-7	1-4-5	2	14	4	1	0	0 30
Bellock	0-0	0-0	0-0	0-1-1	0	0	1	0	0	0 2
Windham	0-1	0-0	0-0	0-0-0	0	0	0	0	0	0 4
Baker	0-0	0-0	1-2	0-1-1	0	1	0	0	0	0 4
Adams	8-13	3-4	5-7	2-3-5	2	24	0	1	0	1 22
Collins	0-0	0-0	0-0	0-0-0	1	0	0	0	0	0 2
Pratcher	0-0	0-0	0-0	0-0-0	1	0	0	0	0	0 2
Assarian	2-2	0-0	0-0	1-4-5	3	4	0	0	0	0 11
Limbaha	1-1	0-0	0-0	0-1-1	0	2	0	0	0	0 1
TEAM	1-1-2									
Totals	33-58	9-15	20-31	9-32-41	22	95	25	17	11	3 200
Pct.	20.4	7.7	51.9	DB: 6						

FG's (1st half: 15-31, 48.4; 2nd half: 18-27, 66.7)
3FG's (1st half: 4-9, 44.4; 2nd half: 5-6, 83.3)
FT's (1st half: 11-15, 73.3; 2nd half: 9-16, 56.3)

Officials: Melissa Barlow, Lawson Newton and Cameron Inouye
Attendance: 6,866 • Technical Fouls: None.

Score by Periods	1st	2nd	Total
Duke	35	42	77
Texas A&M	45	50	95

[11/12] Duke 69, Georgia Southern 42

Game 3 • November 19, 2009
Durham, N.C. (Cameron Indoor Stadium)

DUKE	FG	3FG	FT	REB	PF	TP	A TO	B	S	Min
Mitchell f	4-6	1-1	2-2	6-2-8	1	11	0	3	0	0 22
Cheek f	4-7	1-2	1-1	1-4-5	1	10	1	2	0	2 22
K. Thomas c	4-10	0-0	3-5	3-4-7	0	11	2	3	2	2 27
J. Thomas g	4-10	1-5	3-5	0-7-7	2	12	4	3	0	3 29
Jackson g	5-7	0-1	1-3	2-4-6	1	11	5	1	0	2 27
Hopkins	1-2	0-1	0-0	0-0-0	1	2	1	0	0	0 21
Selby	0-2	0-1	0-0	1-1-2	0	0	1	0	0	0 1 2
Christmas	1-7	0-4	0-0	2-2-4	1	2	0	1	0	3 23
Scheer	1-6	1-6	0-0	1-1-2	0	3	1	0	0	0 12
Rogers	0-0	0-0	0-0	1-0-1	2	0	1	1	0	1 7
Vernerey	3-5	0-0	1-2	1-2-3	1	7	0	3	0	0 19
TEAM	1-0-1									
Totals	27-62	4-21	11-18	19-27-46	10	69	16	17	2	16 200
Pct.	43.5	19.0	61.1	DB: 3						

FG's (1st half: 14-28, 50.0; 2nd half: 13-34, 38.2)
3FG's (1st half: 2-8, 25.0; 2nd half: 2-13, 15.4)
FT's (1st half: 5-9, 55.6; 2nd half: 6-9, 66.7)

Georgia S.	FG	3FG	FT	REB	PF	TP	A TO	B	S	Min
Ogburn f	5-8	1-2	0-1	0-3-3	3	11	1	5	1	1 21
Geiger f	3-5	1-1	0-0	4-2-6	1	7	0	3	0	2 28
Wilson g	1-3	0-0	0-0	0-2-2	2	2	2	1	0	0 13
Whitney g	1-5	1-4	0-0	0-1-1	2	3	1	3	0	1 24
Navarro g	1-5	1-4	0-0	0-0-0	1	3	3	0	0	0 22
Dayton	2-7	2-5	0-0	0-0-0	2	6	2	3	1	1 22
Tate	0-4	0-1	2-2	0-4-4	2	2	1	0	0	3 28
Ivy	0-0	0-0	0-0	0-1-1	1	0	1	2	0	1 7
Smith	0-0	0-0	0-0	0-1-1	0	0	0	0	0	0 1
Frye	3-8	2-5	0-0	0-1-1	1	8	0	1	0	1 18
Scott	0-0	0-0	0-0	0-0-0	1	0	0	0	0	0 7
Williams	0-2	0-2	0-0	0-0-0	0	0	1	1	0	0 8
Mckenzie	0-0	0-0	0-0	0-0-0	0	0	0	0	0	0 1
TEAM	0-3-3									
Totals	16-47	8-24	2-3	4-18-22	16	42	12	24	2	10 200
Pct.	34.0	33.3	66.7	DB: 12						

FG's (1st half: 7-24, 29.2; 2nd half: 9-23, 39.1)
3FG's (1st half: 3-11, 27.3; 2nd half: 5-13, 38.5)
FT's (1st half: 0-1, 0.0; 2nd half: 2-2, 100.0)

Officials: Edward Sidlasky, Mark HardCASTle, Karen Gruca
Attendance: 3,057 • Technical Fouls: None.

Score by Periods	1st	2nd	Total
G. Southern	17	25	42
Duke	35	34	69

[10/12] Duke 57, Charlotte 44

Game 4 • November 23, 2009
Durham, N.C. (Cameron Indoor Stadium)

DUKE	FG	3FG	FT	REB	PF	TP	A TO	B	S	Min
Cheek f	5-13	1-2	1-4	4-9-13	2	12	0	2	3	3 30
Mitchell f	3-8	1-3	2-2	4-0-4	2	9	0	3	3	3 23
K. Thomas c	4-7	0-0	0-0	1-4-5	2	8	0	2	4	0 22
J. Thomas g	4-17	1-5	1-2	2-3-5	1	10	8	4	1	0 32
Jackson g	1-7	0-1	0-0	2-3-5	2	2	2	2	1	5 27
Hopkins	0-0	0-0	0-0	1-0-1	0	0	0	1	0	1 9
Selby	0-0	0-0	0-0	0-0-0	0	0	0	0	0	0 2
Christmas	2-4	2-4	0-0	2-1-3	3	6	0	2	0	3 17
Scheer	1-3	0-2	0-1	0-1-1	0	2	0	0	0	0 10
Rogers	1-2	0-0	0-0	0-2-2	0	2	0	2	0	0 6
Vernerey	3-5	0-0	0-2	3-4-7	3	6	1	2	0	0 22
TEAM	4-1-5									

BOX SCORES

2010-11 WOMEN'S BASKETBALL MEDIA GUIDE

[11/12] Duke 83, [3/3] Ohio State 67

Game 7 • December 3, 2009
Durham, N.C. (Cameron Indoor Stadium)

DUKE	FG	3FG	FT	REB	PF	TP	A TO	B	S	Min
Cheek f	2-4	0-0	0-0	0-1-1	1	4	1	0	0	9
Jackson f	4-7	0-1	1-2	1-2-3	1	9	4	2	0	32
K. Thomas c	1-6	0-0	4-6	4-9-13	3	6	0	3	4	32
J. Thomas g	10-20	2-4	7-8	0-0-0	3	29	2	2	0	36
Mitchell g	3-5	1-1	0-0	0-1-1	4	7	0	0	0	13
Hopkins	0-0	0-0	0-0	0-0-0	1	0	0	0	0	3
Selby	2-5	1-2	0-0	0-3-3	1	5	1	0	0	20
Christmas	5-9	0-2	0-0	1-2-3	2	10	1	2	1	28
Vernerey	6-10	0-0	1-3	1-7-8	2	13	0	2	2	27
TEAM				1-3-4						
Totals	33-66	4-10	13-19	8-28-36	18	83	9	11	7	11 200
Pct.	50.0	40.0	68.4	DB: 3						

FG's (1st half: 13-31, 41.9; 2nd half: 20-35, 57.1)
3FG's (1st half: 1-5, 20.0; 2nd half: 3-5, 60.0)
FT's (1st half: 4-5, 80.0; 2nd half: 9-14, 64.3)

Ohio State	FG	3FG	FT	REB	PF	TP	A TO	B	S	Min
Johnson f	4-9	3-6	0-0	2-2-4	3	11	1	1	0	26
Schulze f	2-6	2-5	5-7	3-2-5	2	11	0	1	0	30
Lavender c	7-18	1-1	5-7	3-15-18	1	20	2	1	0	40
Hill g	3-8	3-7	4-4	0-2-2	0	13	2	4	1	35
Prahalis g	4-11	1-5	1-2	0-1-1	5	10	8	8	0	34
Jackson	0-1	0-0	0-0	0-1-1	0	0	0	1	0	0
Moeller	0-0	0-0	0-0	0-0-0	2	0	1	1	0	6
Little	0-1	0-0	0-0	0-1-1	0	0	0	2	0	10
Daniel	0-2	0-0	0-0	1-0-1	0	0	0	0	0	4
Walker	1-1	0-0	0-2	2-1-3	1	2	1	1	1	10
TEAM				2-2-4						
Totals	21-57	10-24	15-22	13-27-40	14	67	15	21	2	7 200
Pct.	36.8	41.7	68.2	DB: 2,1						

FG's (1st half: 10-27, 37.0; 2nd half: 11-30, 36.7)
3FG's (1st half: 3-10, 30.0; 2nd half: 7-14, 50.0)
FT's (1st half: 4-7, 57.1 2nd half: 11-15, 73.3)

Officials: Eric Brewton, Dennis DeMayo, Maj Forsberg
Attendance: 5237 • Technical Fouls: None.

Score by Periods	1st	2nd	Total
Ohio State	27	40	67
Duke	31	52	83

[11/12] Duke 78, Southern California 72

Game 8 • December 6, 2009
Durham, N.C. (Cameron Indoor Stadium)

DUKE	FG	3FG	FT	REB	PF	TP	A TO	B	S	Min
Mitchell f	4-11	0-2	0-0	2-1-3	2	8	0	2	0	21
Cheek f	4-10	0-1	4-6	3-3-6	0	12	0	1	1	30
K. Thomas c	1-3	0-0	0-0	1-4-5	4	2	1	0	0	19
J. Thomas g	8-20	2-6	10-10	0-3-3	2	28	3	2	0	36
Jackson g	3-7	0-0	0-0	2-4-6	2	6	0	0	0	27
Hopkins	0-1	0-0	0-0	0-0-0	1	0	1	0	0	9
Selby	0-1	0-0	0-0	0-0-0	1	0	1	0	0	7
Christmas	4-10	0-1	4-6	4-2-6	0	12	1	2	0	23
Scheer	0-0	0-0	0-0	0-0-0	0	1	0	0	0	2
Vernerey	4-7	0-0	2-5	3-9-12	2	10	1	4	1	26
TEAM				0-1-1						
Totals	28-70	2-10	20-27	15-27-42	14	78	9	11	2	15 200
Pct.	40.0	20.0	74.1	DB: 3						

FG's (1st half: 11-33, 33.3; 2nd half: 17-37, 45.9)
3FG's (1st half: 1-7, 14.3; 2nd half: 1-3, 33.3)
FT's (1st half: 10-14, 71.4; 2nd half: 10-13, 76.9)

USC	FG	3FG	FT	REB	PF	TP	A TO	B	S	Min
Hughes f	4-10	0-2	2-5	0-2-2	3	10	2	1	0	34
Laplante c	1-2	0-0	4-4	2-4-6	4	6	1	3	0	28
Dunham g	1-4	0-0	0-0	0-4-4	2	2	3	3	0	32
Gilbreath g	6-13	1-2	1-2	2-5-7	2	14	3	2	4	39
Corral g	7-17	7-12	5-6	1-6-7	3	26	9	6	0	40
Marinacci	0-0	0-0	0-0	0-0-0	2	0	0	2	0	4
Oliver	4-8	4-6	0-0	1-3-4	3	12	1	4	1	19
Roark	0-0	0-0	2-2	0-0-0	1	2	0	1	0	4
TEAM				1-7-8						
Totals	23-54	12-22	14-19	7-31-38	21	72	19	22	5	5 200
Pct.	42.6	54.5	73.7	DB: 2						

FG's (1st half: 12-25, 48.0; 2nd half: 11-29, 37.9)
3FG's (1st half: 6-10, 60.0; 2nd half: 6-12, 50.0)
FT's (1st half: 11-14, 78.6 2nd half: 3-5, 60.0)

Officials: Joe Cunningham, Tommy Salerno, Angelica Suffren
Attendance: 4028 • Technical Fouls: USC - Team (1)

Score by Periods	1st	2nd	Total
USC	41	31	72
Duke	33	45	78

[7/8] Duke 55, [2/2] Stanford 71

Game 9 • December 15, 2009
Stanford, Calif. (Maples Pavilion)

DUKE	FG	3FG	FT	REB	PF	TP	A TO	B	S	Min
Mitchell f	0-4	0-0	0-0	0-1-1	3	0	0	2	0	11
Cheek f	4-10	1-1	0-0	1-3-4	5	9	0	1	0	19
K. Thomas c	2-3	0-0	1-2	6-1-7	2	5	0	3	0	28
J. Thomas g	4-17	2-6	4-4	1-3-4	0	14	2	3	0	38
Jackson g	1-8	0-1	2-4	1-4-5	2	4	2	2	0	26
Hopkins	0-2	0-1	0-0	0-0-0	0	0	0	0	0	5
Selby	1-5	1-4	0-0	0-2-2	2	3	2	2	0	17
Christmas	7-18	2-6	0-0	4-2-6	4	16	1	2	0	30
Scheer	0-0	0-0	0-0	0-0-0	1	0	0	0	0	1
Vernerey	2-7	0-0	0-0	4-1-5	4	4	1	0	0	25
TEAM				8-2-10						
Totals	21-74	6-19	7-10	25-19-44	23	55	8	16	0	8 200
Pct.	28.4	31.6	70.0	DB: 3						

FG's (1st half: 9-38, 23.7; 2nd half: 12-36, 33.3)
3FG's (1st half: 1-9, 11.1; 2nd half: 5-10, 50.0)
FT's (1st half: 4-4, 100; 2nd half: 3-6, 50.0)

Stanford	FG	3FG	FT	REB	PF	TP	A TO	B	S	Min
Pedersen f	5-10	3-5	9-11	1-7-8	1	22	2	2	2	36
Ogwumike f	7-8	0-0	4-4	3-5-8	3	18	2	2	0	29
Appel c	4-9	0-0	2-4	3-7-10	4	10	1	6	0	37
Gold-Onwude g	0-1	0-0	0-0	1-1-2	1	0	0	3	0	13
Pohlen g	3-12	1-7	2-2	1-2-3	2	9	4	4	1	29
Hones	4-9	2-5	2-3	0-1-1	0	12	6	3	0	32
Tinkle	0-0	0-0	0-0	0-0-0	0	0	0	0	0	4
TEAM				2-5-7						
Totals	23-49	6-17	19-24	11-28-39	11	71	15	20	3	5 200
Pct.	46.9	35.3	79.2	DB: 1						

FG's (1st half: 14-27, 51.9; 2nd half: 9-22, 40.9)
3FG's (1st half: 3-6, 50.0; 2nd half: 3-11, 27.3)
FT's (1st half: 8-9, 88.9 2nd half: 11-15, 73.3)

Officials: Clark Stevens, Scott Yarbrough, Lisa Jones
Attendance: 4719 • Technical Fouls: None.

Score by Periods	1st	2nd	Total
Duke	23	32	55
Stanford	39	32	71

[7/8] Duke 79, [24/25] James Madison

Game 10 • December 18, 2009
Durham, N.C. (Cameron Indoor Stadium)

DUKE	FG	3FG	FT	REB	PF	TP	A TO	B	S	Min
Cheek f	7-15	2-3	5-7	3-4-7	3	21	1	2	0	25
Jackson f	4-6	1-2	1-2	1-3-4	3	10	5	3	0	30
K. Thomas c	3-6	0-0	2-4	4-6-10	2	8	1	2	3	28
J. Thomas g	4-11	2-4	3-4	0-11-11	1	13	7	3	0	36
Christmas g	2-9	0-2	3-6	1-7-8	4	7	2	1	0	1
Hopkins	0-0	0-0	0-0	0-1-1	0	0	0	0	0	1
Selby	2-3	0-1	0-2	0-0-0	1	4	0	0	0	12
Mitchell	2-6	0-0	0-0	3-2-5	2	4	1	2	0	15
Scheer	1-4	1-4	0-0	1-1-2	0	3	0	1	1	10
Rogers	0-1	0-0	0-0	0-0-0	0	0	0	0	0	1
Vernerey	1-3	0-0	7-13	1-3-4	3	9	0	2	3	0
TEAM				1-1-2						
Totals	26-64	6-16	21-38	15-39-54	19	79	17	17	7	11 200
Pct.	40.6	37.5	55.3	DB: 7						

FG's (1st half: 17-36, 47.2; 2nd half: 9-28, 32.1)
3FG's (1st half: 3-8, 37.5; 2nd half: 3-8, 37.5)
FT's (1st half: 7-11, 63.6; 2nd half: 14-27, 51.9)

JMU	FG	3FG	FT	REB	PF	TP	A TO	B	S	Min
Taylor f	0-1	0-0	0-1	2-7-9	4	0	1	0	0	19
Glover f	0-4	0-0	2-4	1-7-8	4	2	1	2	0	25
Williams g	6-11	2-5	2-4	1-3-4	2	16	0	0	0	33
Hislop g	4-									

[8/9] Duke 70, Temple 62

Game 13 • December 31, 2009
Philadelphia, Pa. (McGonigle Hall)

DUKE	FG	3FG	FT	REB	PF	TP	A	TO	B	S	Min
Christmas f	6-13	3-5	8-11	7-7-14	1	23	1	1	0	3	36
Cheek f	0-8	0-2	2-2	2-2-4	4	2	0	1	0	0	21
K. Thomas c	0-0	0-0	2-2	2-2-4	2	2	0	3	0	0	25
J. Thomas g	5-11	0-3	5-5	0-0-0	3	15	3	4	0	4	33
Jackson g	1-6	0-2	3-4	2-0-2	2	5	3	4	0	2	23
Hopkins	2-3	1-1	0-3	0-1-1	0	5	1	1	0	1	11
Selby	0-1	0-1	0-0	0-0-0	2	0	2	1	0	1	6
Mitchell	3-8	1-3	6-6	3-1-4	4	13	0	3	0	0	22
Scheer	0-3	0-2	0-0	1-0-1	0	0	0	0	0	0	5
Rogers	0-0	0-0	0-0	0-0-0	0	0	0	0	0	0	2
Vernerey	2-3	0-0	1-2	1-1-2	2	5	0	1	0	0	16
TEAM				4-4-8							
Totals	19-56	5-19	27-35	22-18-40	20	70	10	19	0	11	200
Pct.	33.9	26.3	77.1	DB: 3.1							

FG's (1st half: 11-30, 36.7; 2nd half: 8-26, 30.8)
3FG's (1st half: 4-13, 30.8; 2nd half: 1-6, 16.7)
FT's (1st half: 7-11, 63.6; 2nd half: 20-24, 83.3)

Temple	FG	3FG	FT	REB	PF	TP	A	TO	B	S	Min
McCarthy f	6-13	3-7	1-3	1-5-6	4	16	1	2	2	1	36
Stone f	3-4	0-0	4-5	2-3-5	5	10	1	4	2	1	17
Bennett c	0-3	0-1	1-2	0-1-1	4	1	2	3	0	1	29
Eaddy g	3-4	1-2	0-0	1-2-3	0	7	6	5	0	1	31
Wallace g	1-9	0-3	6-6	0-2-2	4	8	1	6	0	1	25
Williams	1-2	1-2	1-2	0-0-0	2	4	1	4	0	1	18
Watkins-Day	1-1	0-0	2-2	0-1-1	1	4	2	1	0	1	13
Macauly	4-5	0-0	2-3	2-0-2	0	10	1	0	1	3	22
Thames	1-1	0-0	0-0	0-0-0	3	2	0	0	0	0	9
TEAM				1-6-7							
Totals	20-42	5-15	17-23	22-20-27	23	62	15	25	5	10	200
Pct.	47.6	33.3	73.9	DB: 2.1							

FG's (1st half: 8-19, 42.1; 2nd half: 12-23, 52.2)
3FG's (1st half: 1-6, 16.7; 2nd half: 4-9, 44.4)
FT's (1st half: 10-11, 90.9; 2nd half: 7-12, 58.3)

Officials: Dennis DeMayo, Bryan Brunette, Janet Feck
Attendance: 1049 • Technical Fouls: None.

Score by Periods	1st	2nd	Total
Duke	33	37	70
Temple	27	35	62

[8/9] Duke 88, Providence 63

Game 14 • January 3, 2010
Durham, N.C. (Cameron Indoor Stadium)

DUKE	FG	3FG	FT	REB	PF	TP	A	TO	B	S	Min
Christmas f	6-8	3-4	0-0	1-2-3	0	15	4	1	1	2	27
Cheek f	4-6	0-0	0-1	1-4-5	3	8	2	2	0	0	18
Jackson f	2-4	0-1	0-0	1-2-3	1	4	3	1	0	0	27
J. Thomas g	7-12	4-5	0-0	2-1-3	0	18	4	4	0	2	24
Mitchell g	3-6	0-2	0-2	1-1-2	2	6	4	2	1	2	22
Hopkins	0-2	0-0	0-0	0-4-4	2	0	2	1	0	1	10
Selby	0-1	0-0	0-0	0-1-1	0	0	3	3	0	0	10
Scheer	2-7	1-4	0-0	0-1-1	2	5	0	1	1	0	12
Rogers	1-4	0-1	0-0	1-2-3	1	2	0	1	0	0	9
K. Thomas	8-10	0-0	5-5	2-8-10	2	21	2	1	4	0	25
Vernerey	3-4	0-0	3-7	4-4-8	0	9	0	1	1	1	16
TEAM				1-1-2							
Totals	36-64	8-17	8-15	14-31-45	13	88	24	18	8	8	200
Pct.	56.3	47.1	53.3	DB: 3.1							

FG's (1st half: 20-30, 66.7; 2nd half: 16-34, 47.1)
3FG's (1st half: 2-6, 33.3; 2nd half: 6-11, 54.5)
FT's (1st half: 3-9, 33.3; 2nd half: 5-6, 83.3)

Providence	FG	3FG	FT	REB	PF	TP	A	TO	B	S	Min
Dorsey f	0-6	0-4	0-0	0-0-0	2	0	0	0	0	1	15
Cournoyer f	1-4	0-1	3-3	1-4-5	3	5	1	4	1	0	18
Clark c	3-5	0-0	3-6	1-7-8	2	9	1	0	0	0	29
Hull g	5-10	1-1	0-0	1-2-3	0	11	2	4	0	1	20
Marandola g	4-8	2-2	0-0	0-2-2	1	10	4	1	0	2	28
Mccabe	1-5	1-3	3-4	0-0-1	1	6	2	1	0	0	18
Hurd	6-12	3-8	0-0	2-1-3	2	15	0	1	0	1	17
Roberts	1-6	0-3	0-0	1-0-1	1	2	2	0	0	3	31
Wells	2-8	1-1	0-0	2-1-3	3	5	4	3	0	3	24
TEAM				3-1-3							
Totals	23-64	8-23	9-13	11-18-29	15	63	16	15	1	11	200
Pct.	35.9	34.8	69.2	DB: 3.1							

FG's (1st half: 9-26, 34.6; 2nd half: 14-38, 36.8)
3FG's (1st half: 4-10, 40.0; 2nd half: 4-13, 30.8)
FT's (1st half: 2-4, 50.0; 2nd half: 7-9, 77.8)

Officials: Daryl Humphrey, Maj Forsberg, Karen Preato
Attendance: 3290 • Technical Fouls: None.

Score by Periods	1st	2nd	Total
Providence	24	39	63
Duke	45	43	88

[8/9] Duke 67, Clemson 41

Game 15 • January 7, 2010
Clemson, S.C. (Littlejohn Coliseum)

DUKE	FG	3FG	FT	REB	PF	TP	A	TO	B	S	Min
Mitchell f	4-6	0-1	4-4	6-4-10	1	12	0	2	0	2	28
Cheek f	7-14	1-2	0-0	2-3-5	1	15	1	5	1	2	27
J. Thomas g	5-11	2-3	3-4	0-6-6	1	15	5	3	0	2	30
Christmas g	1-6	0-3	4-4	1-3-4	0	6	0	1	0	3	21
Jackson g	2-7	0-0	1-1	0-1-1	2	5	2	0	1	5	19
Hopkins	0-0	0-0	0-0	0-3-3	0	0	1	4	0	0	9
Selby	1-2	0-1	0-0	1-1-2	3	2	2	2	0	1	14
Scheer	1-3	0-1	0-0	0-0-0	0	2	0	2	0	0	6
Rogers	0-2	0-1	0-0	2-1-3	2	0	1	0	0	0	12
K. Thomas	2-7	0-0	2-2	2-5-7	3	6	0	1	0	1	15
Vernerey	2-4	0-0	0-0	0-4-4	5	4	0	2	1	0	19
TEAM				3-0-3							
Totals	25-62	3-12	14-15	17-31-48	18	67	12	21	4	15	200
Pct.	40.3	25.0	93.3	DB: 1							

FG's (1st half: 14-29, 48.3; 2nd half: 11-33, 33.3)
3FG's (1st half: 3-8, 37.5; 2nd half: 0-4, 0.0)
FT's (1st half: 5-6, 83.3; 2nd half: 9-9, 100.0)

Clemson	FG	3FG	FT	REB	PF	TP	A	TO	B	S	Min
Hardy f	3-15	0-2	2-4	2-5-7	2	8	1	2	1	6	31
Parker f	0-1	0-0	0-0	0-1-1	3	0	2	0	0	0	17
Pauldo c	4-9	1-1	3-4	1-0-1	3	12	0	1	1	0	19
Wright g	1-3	0-1	0-0	1-0-1	2	2	1	3	0	1	15
Gillespie g	0-3	0-1	3-4	0-2-2	2	3	3	9	0	1	27
Smith	1-4	0-1	0-0	0-2-2	0	2	0	1	0	0	13
Brown	0-0	0-0	0-0	0-0-0	1	0	0	2	0	0	15
Thomas	2-7	2-3	4-4	3-0-3	0	10	1	2	0	0	19
Tate	0-3	0-0	0-0	2-7-9	0	0	0	3	5	0	28
Mason	1-4	0-0	0-0	1-0-1	2	2	0	0	0	0	6
Campbell	1-3	0-1	0-0	1-0-1	1	2	0	0	0	0	8
Welker	0-0	0-0	0-2	0-0-0	0	0	0	0	0	1	2
TEAM				0-3-3							
Totals	13-52	3-10	12-18	11-20-31	16	41	8	23	7	9	200
Pct.	25.0	30.0	66.7	DB: 3							

FG's (1st half: 5-29, 17.2; 2nd half: 8-23, 34.8)
3FG's (1st half: 2-7, 28.6; 2nd half: 1-3, 33.3)
FT's (1st half: 7-8, 87.5; 2nd half: 5-10, 50.0)

Officials: Douglas Cloud, Luis Gonzalez, Alicia Walker
Attendance: 778 • Technical Fouls: None.

Score by Periods	1st	2nd	Total
Duke	45	43	88
Clemson	24	39	63

[9/9] Duke 65, Wake Forest 51

Game 16 • January 10, 2010
Durham, N.C. (Cameron Indoor Stadium)

DUKE	FG	3FG	FT	REB	PF	TP	A	TO	B	S	Min
Mitchell f	6-9	2-2	6-8	7-2-9	3	20	0	3	0	1	31
Cheek f	2-9	0-1	2-2	3-4-7	4	6	1	1	0	0	28
J. Thomas g	5-14	1-6	2-4	1-1-2	3	13	4	4	0	2	34
Christmas g	3-9	0-2	1-2	3-3-6	3	7	1	2	2	2	28
Jackson g	3-5	0-0	1-1	1-5-6	3	7	4	3	0	2	29
Hopkins	0-0	0-0	0-0	0-0-0	0	0	0	0	0	0	3
Selby	1-2	0-0	1-1	2-3-5	0	2	0	1	0	0	

[6/7] Duke 69 vs. Virginia Tech 38

Game 19 • January 21, 2010
Durham, N.C. (Cameron Indoor Stadium)

DUKE	FG	3FG	FT	REB	PF	TP	A TO	B	S	Min	
Mitchell f	2-8	0-0	2-2	2-13	1	6	2 3	1	3	21	
Cheek f	4-8	1-1	1-2	0-5-5	2	10	2 2	2	2	22	
K. Thomas c	6-10	0-0	5-6	3-3-6	2	17	3 2	2	1	29	
J. Thomas g	6-15	2-5	0-0	0-3-3	1	14	0 3	0	6	27	
Jackson g	2-3	0-0	2-2	0-4-4	2	6	4 0	1	2	23	
Hopkins	0-1	0-0	1-2	0-1-1	0	1	2 0	0	0	9	
Selby	0-0	0-0	0-0	2-3-5	2	0	2 1	0	0	13	
Christmas	2-4	0-1	0-1	3-1-4	2	4	1 1	0	2	20	
Scheer	2-5	1-4	0-0	1-0-1	0	5	0 0	0	1	9	
Rogers	0-2	0-1	0-0	0-1-1	1	0	1 0	0	0	8	
Vernerey	3-9	0-0	0-0	1-4-5	3	6	0 2	0	2	19	
TEAM				2-13							
Totals	27-65	4-12	11-15	14-27-41	16	69	17 15	6	19	200	
Pct.	41.5	33.3	73.3	DB: 4							
FG's (1st half: 9-35, 25.7; 2nd half: 18-30, 60.0)											
3FG's (1st half: 0-3, 0.0; 2nd half: 4-9, 44.4)											
FT's (1st half: 4-5, 80.0; 2nd half: 7-10, 70.0)											

Va. Tech

FG	3FG	FT	REB	PF	TP	A TO	B	S	Min		
Diye f	2-8	0-0	4-4	0-5-5	4	8	2 4	0	1	31	
Gordon c	4-5	0-0	6-6	2-6-8	4	14	0 5	2	1	33	
Davis g	0-2	0-1	0-0	0-2-2	1	0	3 4	0	1	18	
Fenyn g	0-5	0-0	0-0	0-2-2	3	0	0 0	2	18		
Biggs g	2-11	0-3	1-2	1-3-4	1	5	0 2	0	1	30	
Redick	0-1	0-1	0-1	2-3-5	2	0	1 4	0	1	14	
Wilson	0-3	0-0	0-0	1-1-2	0	0	0 1	0	0	13	
Hadley	1-3	0-0	0-0	0-0-0	1	2	0 1	0	0	10	
Logan	1-2	1-2	0-0	0-0-0	0	3	1 0	0	0	7	
Ayers	0-0	0-0	0-2	0-0-0	0	0	0 0	0	0	2	
Harrison	2-7	1-2	1-2	1-1-2	0	6	1 4	0	3	24	
TEAM				3-14							
Totals	12-47	2-9	12-17	10-24-34	16	38	8 26	2	10	200	
Pct.	25.5	22.2	70.6	DB: 3							

FG's (1st half: 6-25, 24.0; 2nd half: 6-22, 27.3)
3FG's (1st half: 0-3, 0.0; 2nd half: 2-6, 33.3)
FT's (1st half: 3-4, 75.0; 2nd half: 9-13, 69.2)

Officials: Kathleen Lynch, Carla Fountain, Billy Smith
Attendance: 3435 • Technical Fouls: None.

Score by Periods

1st	2nd	Total	
Duke	27	31	58
Maryland	25	32	57

[6/7] Duke 58 vs. Maryland 57

Game 20 • January 24, 2010
College Park, Md. (ComCAST Center)

DUKE	FG	3FG	FT	REB	PF	TP	A TO	B	S	Min	
Mitchell f	3-9	0-1	0-0	2-0-2	4	6	0 0	0	1	14	
Cheek f	3-17	0-1	3-4	8-3-11	3	9	0 1	2	0	33	
K. Thomas c	1-5	0-0	1-3	2-5-7	3	3	2 1	2	1	28	
J. Thomas g	8-19	3-8	1-2	0-3-3	2	20	2 1	0	3	37	
Jackson g	1-2	1-1	0-0	0-5-5	1	3	2 3	0	1	33	
Hopkins	1-1	1-1	0-0	0-0-0	1	3	0 2	0	0	8	
Selby	0-2	0-1	0-0	0-0-0	1	0	0 0	0	1	7	
Christmas	4-8	0-1	0-0	3-2-5	4	8	2 1	0	0	23	
Scheer	0-1	0-1	0-0	0-0-0	0	0	0 0	0	0	3	
Vernerey	1-3	0-0	4-6	1-3-4	0	6	0 1	0	0	14	
TEAM				5-0-5							
Totals	22-67	5-15	9-15	21-21-42	19	58	8 11	4	7	200	
Pct.	32.8	33.3	60.0	DB: 1							
FG's (1st half: 9-32, 28.1; 2nd half: 13-35, 37.1)											
3FG's (1st half: 4-13, 30.8; 2nd half: 1-2, 50.0)											
FT's (1st half: 5-9, 55.6; 2nd half: 4-6, 66.7)											

Maryland

FG	3FG	FT	REB	PF	TP	A TO	B	S	Min		
Tchatchouang f	2-9	1-3	4-7	2-5-7	2	9	0 4	2	0	28	
Kizer c	4-11	0-0	0-0	2-5-7	2	8	1 2	1	1	24	
Taylor g	2-4	0-1	0-0	1-1-2	2	4	6 4	0	0	33	
Rodgers g	2-7	1-5	1-1	3-6-9	3	6	0 3	0	0	28	
Bjork g	4-6	3-4	0-0	0-3-3	3	11	0 1	1	0	35	
Nared	0-0	0-0	1-3	0-1-1	0	1	0 0	0	0	2	
Barrett	3-8	1-2	2-4	3-2-5	0	9	3 1	0	0	19	
Oyefuwa	0-0	0-0	0-0	0-1-1	1	0	0 2	0	0	7	
Hawkins	4-7	0-0	1-2	4-3-7	4	9	1 2	0	1	24	
TEAM				0-0-0							
Totals	21-52	6-15	9-17	15-27-42	17	57	11 19	4	2	200	
Pct.	40.4	40.0	52.9	DB: 3.2							

FG's (1st half: 9-29, 31.0; 2nd half: 12-23, 52.2)
3FG's (1st half: 2-6, 33.3; 2nd half: 4-9, 44.4)
FT's (1st half: 5-13, 38.5; 2nd half: 4-4, 100.0)

Officials: Wesley Dean, Angie Lewis, Ed Sidlasky
Attendance: 10,301 • Technical Fouls: None.

Score by Periods

1st	2nd	Total	
Duke	27	31	58
Maryland	25	32	57

[7/7] Duke 73 vs. [13/14] Florida St. 43

Game 21 • January 29, 2010
Durham, N.C. (Cameron Indoor Stadium)

DUKE	FG	3FG	FT	REB	PF	TP	A TO	B	S	Min	
Mitchell f	2-7	0-0	2-2	3-0-3	2	6	5 2	0	1	23	
Cheek f	3-10	0-0	3-4	4-5-9	2	9	2 2	0	3	28	
K. Thomas c	2-8	0-0	6-6	4-7-11	2	10	0 7	2	0	28	
J. Thomas g	9-14	4-5	1-2	1-3-4	2	23	1 4	0	4	33	
Jackson g	4-8	0-0	0-0	1-4-5	2	8	5 2	0	3	33	
Hopkins	1-3	0-1	0-0	0-0-0	0	2	2 0	0	1	4	
Selby	1-3	0-2	0-0	0-3-3	1	2	0 0	1	1	12	
Christmas	1-3	0-1	0-0	1-2-3	4	2	0 1	1	2	14	
Scheer	0-1	0-1	0-0	0-0-0	1	0	0 0	0	0	3	
Rogers	0-1	0-1	0-0	0-1-1	1	0	0 0	1	0	4	
Vernerey	4-8	0-0	3-3	3-1-4	0	11	2 1	1	1	18	
TEAM				3-5-8							
Totals	27-66	4-11	15-17	20-31-51	17	73	17 21	5	16	200	
Pct.	40.9	36.4	88.2	DB: 1							
FG's (1st half: 12-33, 36.4; 2nd half: 15-33, 45.5)											
3FG's (1st half: 1-6, 16.7; 2nd half: 3-5, 60.0)											
FT's (1st half: 5-5, 100.0; 2nd half: 10-12, 83.3)											

Florida St.

FG	3FG	FT	REB	PF	TP	A TO	B	S	Min		
Clayton f	2-11	0-3	0-0	3-3-6	1	4	0 2	1	0	28	
Harvin f	3-10	1-6	1-2	1-1-2	3	8	2 4	0	2	19	
Monroe f	3-11	0-0	0-0	0-4-4	1	6	1 0	0	0	24	
Gray g	1-2	1-2	0-0	1-3-4	2	3	3 5	0	1	23	
Ward g	3-7	2-4	3-4	0-3-3	2	11	5 9	0	3	33	
Deluzio	2-5	0-2	0-1	1-0-1	0	4	0 2	0	0	20	
Hunnicutt	2-5	0-0	1-1	1-1-2	0	5	1 3	0	0	20	
Rodriguez	0-0	0-0	0-0	0-0-0	0	0	1 1	2	0	5	
Davis	0-0	0-0	2-4	0-1-1	3	2	0 0	0	0	5	
Bravard	0-3	0-0	0-2	2-1-3	3	0	0 0	2	1	23	
TEAM				1-3-4							
Totals	16-54	4-17	7-14	10-20-30	15	43	13 27	3	9	200	
Pct.	29.6	23.5	50.0	DB: 4							

FG's (1st half: 6-28, 21.4; 2nd half: 10-26, 38.5)
3FG's (1st half: 1-9, 11.1; 2nd half: 3-8, 37.5)
FT's (1st half: 0-2, 0.0; 2nd half: 7-12, 58.3)

Officials: Eric Brewton, Susan Blauch, Maj Frosberg
Attendance: 4,906 • Technical Fouls: Duke-Mitchell.

Score by Periods

1st	2nd	Total	
Florida State	13	30	43
Duke	30	43	73

[6/6] Duke 57 vs. Boston College 61

Game 22 • February 4, 2010
Chestnut Hill, Mass. (Silvio O. Conte Forum)

DUKE	FG	3FG	FT	REB	PF	TP	A TO	B	S	Min	
Mitchell f	2-5	0-1	0-0	2-0-2	2	4	1 2	2	1	15	
Cheek f	2-7	0-0	1-2	2-2-4	2	5	2 3	0	1	35	
K. Thomas c	0-3	0-0	0-0	0-2-2	1	0	1 0	1	1	18	
J. Thomas g	6-17	2-4	5-7	0-3-3	1	19	2 4	0	1	36	
Jackson g	3-6	1-2	0-0	0-2-2	5	7	2 4	2	1	29	
Hopkins	0-1	0-0	0-0	0-0-0	0	0	1 0	0	0	2	
Selby	0-1	0-0	0-0	0-1-1	0	0	1 0	0	1	4	
Christmas	3-8	1-3	1-2	5-2-7	4	8	0 4	2	1	28	
Scheer	2-3	2-2	0-0	0-1-1	0	6	0 0	0	0	10	
Vernerey	3-5	0-0	2-2	2-5-7	0	8	0 2	2	1	23	
TEAM				3-14							
Totals	21-56	6-12	9-13	14-19-33	15	57	9 20	9	8	200	
Pct.	37.5	50.0	69.2	DB: 2.1							
FG's (1st half: 12-25, 48.0; 2nd half: 9-31, 29.0)											
3FG's (1st half: 5-9, 55.6; 2nd half: 1-3, 33.3)											
FT's (1st half: 1-3, 33.3; 2nd half: 8-10, 80.0)											

BC

FG	3FG	FT	REB	PF	TP	A TO	B	S	Min	
Murphy f	2-10	0-0	2-2	3-5-8	1	6	3 1	0	0	31
Swords c	2-3	0-0	10-10	4-5-9	3	14	0 1	0	2	34
Thoman g	4-11	1-3	0-0	3-6-9	1	9	3 9	0	1	34
Johnson g	1-7	0-2	6-7	2-1-3	4	8	3 4	1	3	34
Picco g										

[6/7] Duke 65 vs. Virginia Tech 53

Game 25 • February, 14 2010
Durham, N.C. (Cameron Indoor Stadium)

DUKE	FG	3FG	FT	REB	PF	TP	A TO	B	S	Min		
Mitchell f	2-5	1-2	0-0	2-4	3	5	1	0	1	0	23	
Cheek f	4-8	1-1	1-2	0-5	2	10	2	2	2	2	22	
Vernerey c	6-10	0-0	5-6	3-3	2	17	3	2	2	1	29	
J. Thomas g	6-15	2-5	0-0	0-3	1	14	0	3	0	6	27	
Jackson g	2-3	0-0	2-2	0-4	2	6	4	0	1	2	23	
Hopkins	0-1	0-0	1-2	0-1	0	1	2	0	0	0	9	
Selby	0-0	0-0	0-0	2-3	2	0	2	1	0	0	13	
Christmas	2-4	0-1	0-1	3-1	2	4	1	1	0	2	20	
Scheer	2-5	1-4	0-0	1-0	1	5	0	0	0	1	9	
Rogers	0-2	0-1	0-0	0-1	1	0	1	0	0	0	8	
K. Thomas	3-9	0-0	0-0	1-4	3	6	0	2	0	2	19	
TEAM	2-13											
Totals	24-57	5-20	12-18	15-19	34	22	65	13	14	5	9	200
Pct.	42.1	25.0	66.7	DB: 3								
FG's (1st half: 13-33, 39.4; 2nd half: 11-24, 45.8)												
3FG's (1st half: 3-11, 27.3; 2nd half: 2-9, 22.2)												
FT's (1st half: 1-4, 25.0; 2nd half: 11-14, 78.6)												

Va. Tech

FG	3FG	FT	REB	PF	TP	A TO	B	S	Min			
Drye f	2-6	0-0	1-2	3-1	3	5	2	4	0	1	31	
Gordon c	2-4	0-0	4-4	2-1	3	8	1	1	1	1	25	
Davis g	1-3	0-2	1-2	1-3	0	3	1	5	0	0	20	
Biggs g	4-16	3-7	2-2	1-2	1	13	3	3	1	0	30	
Harrison g	5-12	1-3	3-6	5-5	2	14	0	4	1	0	31	
Redick	0-0	0-0	0-0	1-1	1	0	1	1	0	0	5	
Wilson	0-2	0-0	0-0	1-1	1	0	0	2	0	0	11	
Fenyn	2-5	0-0	4-7	1-0	1	8	3	1	1	0	29	
Hadley	1-1	0-0	0-0	0-1	0	2	1	0	0	0	11	
Grey	0-1	0-0	0-1	0-0	2	0	0	0	0	0	7	
TEAM	4-4											
Totals	17-50	4-12	15-24	18-19	37	13	53	12	22	4	2	200
Pct.	34.0	33.3	62.5	DB: 5.2								

FG's (1st half: 8-22, 36.4; 2nd half: 9-28, 32.1)
3FG's (1st half: 3-6, 50.0; 2nd half: 1-6, 16.7)
FT's (1st half: 7-11, 63.6; 2nd half: 8-13, 61.5)

Officials: Douglas Cloud, Carla Fountain, Karen Preato
Attendance: 3369 • Technical Fouls: None

Score by Periods

1st	2nd	Total	
Virginia Tech	26	27	53
Duke	30	35	65

[8/7] Duke 64 vs. [19/-] Ga. Tech 50

Game 26 • February, 19 2010
Atlanta, Ga. (Alexander Memorial Coliseum)

DUKE	FG	3FG	FT	REB	PF	TP	A TO	B	S	Min		
Mitchell f	2-10	1-1	0-0	3-1	3	5	4	1	1	2	26	
Cheek f	2-4	1-1	1-2	2-4	4	6	1	2	0	0	25	
Vernerey c	2-2	0-0	1-1	1-0	1	5	1	4	0	1	23	
J. Thomas g	9-14	0-1	2-2	1-5	2	20	3	5	0	3	35	
Jackson g	3-7	0-2	2-2	1-2	3	4	8	2	2	2	24	
Selby	0-2	0-1	0-0	0-2	2	0	0	0	0	0	9	
Christmas	3-11	0-3	4-4	2-2	2	10	1	2	0	3	30	
Rogers	0-0	0-0	0-0	0-1	0	0	0	0	0	0	2	
K. Thomas	4-7	0-0	2-2	2-5	2	10	0	5	0	1	26	
TEAM	4-2											
Totals	25-57	2-9	12-13	12-24	36	20	64	12	22	3	14	200
Pct.	43.9	22.2	92.3	DB: 0								
FG's (1st half: 8-26, 30.8; 2nd half: 17-31, 54.8)												
3FG's (1st half: 1-5, 20.0; 2nd half: 1-4, 25.0)												
FT's (1st half: 3-4, 75.0; 2nd half: 9-9, 100.0)												

Ga. Tech

FG	3FG	FT	REB	PF	TP	A TO	B	S	Min			
Montgomery f	1-8	1-5	2-2	1-3	2	5	2	6	0	0	31	
Ardoss f	4-16	0-0	6-6	3-5	2	14	2	4	1	1	40	
Goodlett c	2-5	0-0	3-4	3-5	2	7	0	4	0	3	29	
Taylor g	2-6	0-2	0-1	1-1	0	4	0	2	0	1	27	
Foster g	7-14	0-0	1-4	2-1	3	15	5	3	0	2	35	
Bennett	0-2	0-0	0-0	0-1	2	0	1	2	0	0	12	
Walhour	0-0	0-0	0-0	0-1	1	0	0	3	0	1	15	
Adams	2-2	0-0	1-2	0-1	0	5	0	1	0	0	9	
Regins	0-0	0-0	0-0	0-0	0	0	0	0	0	0	2	
TEAM	4-2											
Totals	18-53	1-7	13-19	14-20	34	12	50	10	27	1	8	200
Pct.	34.0	14.3	68.4	DB: 3.1								

FG's (1st half: 8-32, 25.0; 2nd half: 10-21, 47.6)
3FG's (1st half: 1-5, 20.0; 2nd half: 0-2, 0.0)
FT's (1st half: 4-6, 66.7; 2nd half: 9-13, 69.2)

Officials: Dee Kanter, Joe Cunningham, Bryan Enterline
Attendance: 2331 • Technical Fouls: None

Score by Periods

1st	2nd	Total	
Duke	20	44	64
Georgia Tech	21	29	50

[8/7] Duke 61 vs. Maryland 59

Game 27 • February 21, 2010
Durham, N.C. (Cameron Indoor Stadium)

DUKE	FG	3FG	FT	REB	PF	TP	A TO	B	S	Min		
Mitchell f	1-5	1-1	3-4	5-1	3	6	2	2	0	0	18	
Cheek f	6-12	2-4	3-7	1-4	3	17	4	2	0	2	38	
K. Thomas c	3-6	0-0	2-4	2-4	2	8	0	4	4	0	25	
J. Thomas g	3-15	0-5	2-4	2-4	2	8	2	4	0	5	27	
Jackson g	1-3	1-2	2-2	0-4	3	5	3	2	0	1	29	
Selby	0-1	0-0	0-0	0-0	0	0	0	1	0	1	10	
Christmas	7-13	4-6	7-8	2-2	1	25	2	1	1	4	31	
Scheer	0-1	0-0	0-0	1-0	1	0	0	0	0	0	4	
Vernerey	1-6	0-0	0-1	2-1	2	2	0	0	0	0	18	
TEAM	5-1											
Totals	22-62	8-18	19-30	20-21	41	17	71	13	16	5	13	200
Pct.	35.5	44.4	63.3	DB: 7								
FG's (1st half: 12-28, 42.9; 2nd half: 10-34, 29.4)												
3FG's (1st half: 7-12, 58.3; 2nd half: 1-6, 16.7)												
FT's (1st half: 5-7, 71.4; 2nd half: 14-23, 60.9)												

Maryland

FG	3FG	FT	REB	PF	TP	A TO	B	S	Min			
Tchatchouang f	3-7	2-4	0-2	1-3	5	8	0	3	2	0	17	
Kizer c	6-13	0-2	1-3	8-5	3	13	2	5	0	1	35	
Taylor g	1-2	0-0	0-2	1-2	3	2	3	4	0	0	20	
Rodgers g	0-5	0-4	0-0	0-3	0	0	1	0	0	1	18	
Bjork g	4-11	4-11	2-2	1-1	2	14	3	2	0	1	38	
Nared	2-6	0-3	0-0	3-2	5	4	1	2	0	2	21	
Barrett	5-12	1-4	0-2	0-1	3	11	2	6	0	1	25	
Oyefuwa	0-0	0-0	0-1	0-2	2	0	1	1	0	0	3	
Hawkins	2-3	0-0	3-4	3-1	3	7	0	0	0	2	23	
TEAM	4-3											
Totals	23-59	7-28	6-16	21-23	44	26	59	13	25	2	8	200
Pct.	39.0	25.0	37.5	DB: 4.1								

FG's (1st half: 13-26, 50.0; 2nd half: 10-33, 30.3)
3FG's (1st half: 5-12, 41.7; 2nd half: 2-16, 12.5)
FT's (1st half: 2-7, 28.6; 2nd half: 4-9, 44.4)

Officials: Dennis DeMayo, Susam Blauch, Daryl Humphrey
Attendance: 5844 • Technical Fouls: None

Score by Periods

1st	2nd	Total	
Maryland	33	26	59
Duke	36	35	71

[6/6] Duke 83 vs. [21/18] Virginia 65

Game 28 • February 26, 2010
Durham, N.C. (Cameron Indoor Stadium)

DUKE	FG	3FG	FT	REB	PF	TP	A TO	B	S	Min		
Mitchell f	3-5	0-0	2-2	1-3	3	8	3	1	0	2	24	
Cheek f	5-9	2-2	1-2	1-5	4	13	1	0	2	1	29	
K. Thomas c	3-6	0-0	3-6	6-3	2	9	1	1	2	2	21	
J. Thomas g	6-19	3-7	6-7	1-1	2	21	6	4	0	3	33	
Jackson g	2-9	0-1	0-2	2-2	1	4	2	4	2	1	26	
Selby	0-0	0-0	0-0	0-0	1	0	2	2	0	0	11	
Christmas	3-7	1-3	2-2	3-3	4	9	2	0	0	0	25	
Scheer	0-1	0-1	0-0	1-0	0	0	0	0	0	0	2	
Rogers	1-1	0-0	0-2	1-0	1	0	2	0	0	0	2	
Vernerey	8-8	0-0	1-3	1-4	2	17	0	2	2	1	27	
TEAM	2-1											
Totals	31-65	6-14	15-26	19-22	41	20	83	17	14	8	10	200
Pct.	47.7	42.9	57.7	DB: 7								
FG's (1st half: 13-31, 41.9; 2nd half: 18-34, 52.9)												
3FG's (1st half: 3-9, 33.3; 2nd half: 3-5, 60.0)												
FT's (1st half: 5-7, 71.4; 2nd half: 10-19, 52.6)												

Virginia

FG	3FG	FT	REB	PF	TP	A TO	B	S	Min		
Shine f	4-7	0-0	2-2	2-2	4	10	0	4	2	0	32
Egwu c	0-1	0-0	0-0	1-1	2	0	0	1	1	0	21
Gerson g	1-7	0-2	4-4								

[9/8] Duke 67 vs. Georgia Tech 55

Game 31 • March 6, 2010
Greensboro, N.C. (Greensboro Coliseum)

DUKE	FG	3FG	FT	REB	PF	TP	A TO	B	S	Min
Christmas f	2-8	1-3	10-13	4-2-6	0	15	1 0 0	4	3	31
Cheek f	4-13	0-3	2-5	1-2-3	3	10	4 0 0	0	0	31
K. Thomas c	2-4	0-0	0-0	1-1-2	2	4	3 2 3	1	24	
J. Thomas g	5-9	0-1	0-0	0-3-3	2	10	2 5 0	3	31	
Jackson g	4-11	1-4	0-5	1-2-3	1	9	0 3 1	2	31	
Selby	2-2	2-2	2-3	0-1-1	1	8	1 1 0	2	12	
Mitchell	4-6	1-1	0-0	2-2-4	3	9	0 0 0	0	18	
Scheer	0-0	0-0	0-0	0-0-0	1	0	0 0 0	0	1	
Vernerrey	1-2	0-0	0-0	0-2-2	1	2	1 0 1	2	19	
TEAM	3-14									
Totals	24-55	5-14	14-26	12-16-28	14	67	12 11 5	14	200	
Pct.	43.6	35.7	53.8	DB: 6						
FG's (1st half: 11-27, 40.7; 2nd half: 13-28, 46.4)										
3FG's (1st half: 3-9, 33.3; 2nd half: 2-5, 40.0)										
FT's (1st half: 4-9, 44.4; 2nd half: 10-17, 58.8)										

Ga. Tech

Montgomery f	7-13	2-4	3-3	1-11-12	5	19	2 3 0	1	35	
Ardossi f	2-7	0-0	4-7	4-4-8	4	8	3 4 0	3	37	
Goodlett c	5-9	0-0	3-4	2-1-3	2	13	2 5 0	0	34	
Bennett g	1-1	0-0	0-0	0-1-1	1	2	2 2 0	0	9	
Taylor g	0-9	0-1	2-2	1-1-2	2	2	1 3 0	0	23	
Walther	0-3	0-0	0-0	0-1-1	2	0	1 4 0	0	18	
Foster	5-6	0-0	1-1	1-3-4	2	11	0 5 0	1	36	
Regins	0-1	0-0	0-0	1-1-2	1	0	1 0 0	0	8	
TEAM	4-15									
Totals	20-49	2-5	13-17	14-24-38	19	55	12 26 0	5	200	
Pct.	40.8	40.0	76.5	DB: 3.1						

FG's (1st half: 9-24, 37.5; 2nd half: 11-25, 44.0)
3FG's (1st half: 1-3, 33.3; 2nd half: 1-2, 50.0)
FT's (1st half: 6-9, 66.7; 2nd half: 7-8, 87.5)

Officials: Sue Blauch, Ed Sidlasky, Maj Forsberg
Attendance: 5040 • Technical Fouls: None.

Score by Periods

	1st	2nd	Total
Georgia Tech	25	30	55
Duke	29	38	67

[9/8] Duke 70 vs. N.C. State 60

Game 32 • March 7, 2010
Greensboro, N.C. (Greensboro Coliseum)

DUKE	FG	3FG	FT	REB	PF	TP	A TO	B	S	Min
Christmas f	4-7	3-3	2-4	2-0-2	4	13	0 0 0	4	25	
Cheek f	4-10	0-0	3-4	3-4-7	1	11	1 5 0	2	34	
K. Thomas c	1-4	0-0	0-1	2-5-7	3	2	0 4 2	0	20	
J. Thomas g	7-19	3-5	1-2	1-5-6	0	18	6 4 0	3	37	
Jackson g	2-6	0-3	2-2	1-4-5	4	6	2 4 1	2	24	
Selby	1-4	0-1	2-2	0-0-0	2	4	0 0 0	2	15	
Mitchell	2-7	0-1	2-2	5-0-5	2	6	2 0 1	2	17	
Scheer	1-2	1-2	0-0	0-1-1	0	3	0 0 0	0	5	
Vernerrey	3-6	0-0	1-3	4-3-7	3	7	2 3 3	0	23	
TEAM	1-5-6									
Totals	25-65	7-15	13-20	19-27-46	19	70	13 20 7	15	200	
Pct.	38.5	46.7	65.0	DB: 4						
FG's (1st half: 12-36, 33.3; 2nd half: 13-29, 44.8)										
3FG's (1st half: 3-7, 42.9; 2nd half: 4-8, 50.0)										
FT's (1st half: 5-7, 71.4; 2nd half: 8-13, 61.5)										

N.C. State

White f	2-3	0-0	4-6	0-1-1	3	8	0 4 0	1	17	
Gartrell f	4-11	2-6	9-10	0-7-7	2	19	3 2 0	1	33	
Ellison c	0-2	0-1	1-2	0-2-2	4	1	0 2 0	1	31	
Holston g	7-11	0-0	0-0	2-4-6	3	14	1 1 0	1	29	
KASTanek g	1-6	1-4	0-0	2-2-4	2	3	1 7 1	1	30	
Tasler	2-7	2-6	0-0	0-2-2	3	6	2 2 0	0	22	
Muciniece	0-2	0-0	0-0	1-0-1	0	0	1 0 0	0	7	
Strachan	3-9	3-6	0-0	1-1-2	3	9	1 5 0	0	19	
Beal	0-2	0-0	0-0	0-1-1	2	0	0 0 1	2	12	
TEAM	3-3-6									
Totals	19-53	8-23	14-18	9-23-32	22	60	9 23 2	7	200	
Pct.	35.8	34.8	77.8	DB: 2.1						

FG's (1st half: 8-23, 34.8; 2nd half: 11-30, 36.7)
3FG's (1st half: 4-13, 30.8; 2nd half: 4-10, 40.0)
FT's (1st half: 7-8, 87.5; 2nd half: 7-10, 70.0)

Officials: Eric Brewton, Felicia Grinter, Sue Blauch
Attendance: 9432 • Technical Fouls: None.

Score by Periods

	1st	2nd	Total
N.C. State	27	33	60
Duke	32	38	70

[6/6] Duke 72 vs. Hampton 37

Game 33 • March 20, 2010
Durham, N.C. (Cameron Indoor Stadium)

DUKE	FG	3FG	FT	REB	PF	TP	A TO	B	S	Min
Christmas f	5-9	0-2	3-3	2-3-5	0	13	3 1 0	3	26	
Cheek f	1-5	0-1	1-2	1-3-4	2	3	1 2 0	0	18	
K. Thomas c	1-5	0-0	1-4	1-5-6	1	3	2 3 2	0	22	
J. Thomas g	5-8	1-3	2-2	0-5-5	0	13	4 0 0	0	26	
Jackson g	6-6	1-1	0-0	1-2-3	2	13	3 0 0	0	24	
Selby	0-3	0-1	0-0	0-2-2	1	0	0 1 0	0	13	
Mitchell	1-4	0-1	4-4	2-3-5	2	6	2 1 3	2	20	
Scheer	2-4	2-3	2-2	2-2-4	0	8	0 0 0	0	16	
Rogers	0-2	0-1	0-0	0-1-1	1	0	0 0 0	1	8	
Vernerrey	4-8	0-0	0-1	2-6-8	0	8	0 1 2	1	14	
TEAM	1-1-2									
Totals	26-57	4-13	16-22	13-34-47	11	72	15 11 7	10	200	
Pct.	45.6	30.8	72.7	DB: 2						
FG's (1st half: 16-35, 45.7; 2nd half: 10-22, 45.5)										
3FG's (1st half: 2-7, 28.6; 2nd half: 2-6, 33.3)										
FT's (1st half: 6-7, 85.7; 2nd half: 10-15, 66.7)										

Hampton

Warner f	3-13	1-4	1-2	1-5-6 <th>3</th> <th>8</th> <th>3 6 3</th> <th>1</th> <th>38</th>	3	8	3 6 3	1	38	
Perry f	3-10	0-0	1-2	1-4-5	5	7	3 0 3	0	34	
Fortune g	2-13	0-0	0-0	1-1-2	3	4	1 3 0	1	34	
Lewis g	1-5	0-2	0-0	1-2-3	2	2	0 1 1	2	18	
Jenkins g	1-7	0-5	0-0	1-5-6	2	2	0 2 1	0	33	
McMillian	3-4	3-4	0-0	0-0-0	2	9	0 0 0	0	12	
Avant	1-2	0-0	1-4	2-1-3	1	3	0 1 0	0	15	
Hill	0-0	0-0	0-0	0-0-0	0	0	0 0 0	0	4	
Brunson	0-1	0-0	0-0	0-0-0	1	0	0 0 0	0	2	
Jones	1-1	0-0	0-0	0-1-1	1	2	0 0 0	1	10	
TEAM	3-2-5									
Totals	15-56	4-15	3-8	10-21-31	20	37	4 16 4	6	200	
Pct.	26.8	26.7	37.5	DB: 2.1						

FG's (1st half: 6-26, 23.1; 2nd half: 9-30, 30.0)
3FG's (1st half: 0-2, 0.0; 2nd half: 4-13, 30.8)
FT's (1st half: 2-6, 33.3; 2nd half: 1-2, 50.0)

Officials: Joe Cunningham, Thomas Danaher, Taiqua Stewart
Attendance: 3812 • Technical Fouls: None.

Score by Periods

	1st	2nd	Total
Hampton	14	23	37
Duke	40	32	72

[6/6] Duke 60 vs. [21/-] LSU 52

Game 34 • March 22, 2010
Durham, N.C. (Cameron Indoor Stadium)

DUKE	FG	3FG	FT	REB	PF	TP	A TO	B	S	Min
Christmas f	2-6	0-1	5-5	2-4-6	3	9	1 2 0	1	31	
Cheek f	3-7	0-2	2-2	2-3-5	4	8	1 5 1	1	32	
K. Thomas c	2-3	0-0	2-3	2-1-3	2	6	1 4 2	1	22	
J. Thomas g	5-16	1-4	4-4	0-5-5	2	15	1 4 0	3	36	
Jackson g	4-5	0-0	0-0	2-0-2	3	8	1 0 0	3	31	
Selby	0-0	0-0	0-0	0-1-1	0	0	0 1 0	1	6	
Mitchell	6-11	0-3	0-0	2-4-6	1	12	0 3 0	3	27	
Vernerrey	1-4	0-0	0-2	0-2-2	1	2	0 0 0	0	15	
TEAM	1-1-2									
Totals	23-52	1-10	13-16	11-21-32	16	60	5 19 3	13	200	
Pct.	44.2	10.0	81.3	DB: 1						
FG's (1st half: 11-26, 42.3; 2nd half: 12-26, 46.2)										
3FG's (1st half: 1-6, 16.7; 2nd half: 0-4, 0.0)										
FT's (1st half: 2-4, 50.0; 2nd half: 11-12, 91.7)										

LSU

Jones f	5-8	1-2	0-0 <th>1-8-9 <th>3</th> <th>11</th> <th>1 2 1</th> <th>2</th> <th>31</th> </th>	1-8-9 <th>3</th> <th>11</th> <th>1 2 1</th> <th>2</th> <th>31</th>	3	11	1 2 1	2	31	
Barrett f	5-12	0-1	2-2	1-2-3	3	12	3 4 0	0	31	
Graham g	2-6	0-0	2-2	1-3-4	2	6	1 5 1	4	40	
Hughes g	2-5	0-2	0-0	0-2-2	1	4	6 6 0	2	40	
Hightower g	6-16	1-2	6-6	1-2-3	4	19	2 4 0	0	40	
Nelson	0-0	0-0	0-0	0-0-0	0	0	0 0 1	0	2	
Turnbow	0-1	0-0	0-0	1-2-3	2	0	0 1 1	1	16	
TEAM	2-1-3									
Totals	20-48	2-7	10-10	7-20-27	15	52	13 22 4	9	200	
Pct.	41.7	28.6	100.0	DB: 0						

FG's (1st half: 11-21, 52.4; 2nd half: 9-27, 33.3)
3FG's (1st half: 1-3, 33.3; 2nd half: 1-4, 25.0)
FT's (1st half: 2-2, 100.0; 2nd half: 8-8, 100.0)

Officials: Beverly Roberts, Joe Cunningham, Angelica Suffren
Attendance: 4044 • Technical Fouls: None.

Score by Periods

	1st	2nd	Total
LSU	25	27	52
Duke	25	35	60

[6/6] Duke 66 vs. San Diego State 58

Game 35 • March 27, 2010
Memphis, Tenn. (FedEx Forum)

DUKE	FG	3FG	FT	REB	PF	TP	A TO	B	S	Min
Mitchell f	3-11	0-3	1-2	5-3-8	3	7	2 5 0	7	30	
Cheek f	6-15	0-2	2-2	3-3-6	1	14	1 5 0	2	35	
K. Thomas c	2-4	0-0	4-9	1-4-5	1	8	1 4 2	1	28	
J. Thomas g	10-19	1-3	8-8	2-3-5	0	29	6 4 0	5	33	
Jackson g	2-4	1-1	1-1	3-3-6	1	6	2 0 1	6	37	
Selby	0-0	0-0								

Duke Tradition

Individual Honors.....	68-72
Letterwinners	73
Year-by-Year Coaching Staffs	74
Retired Jerseys.....	75
All-Time Jersey Numbers	76
Duke in the ACC Tournament & WNIT.....	77
Duke in the NCAA Tournament.....	78
In Season Tournament Results	79
Duke in the National Rankings	80
Duke in the WNBA & ABL.....	81
International Hoops	82

Naismith Award -- National Player of the Year

Lindsey Harding (2007)

Wooden Award -- National Player of the Year

Alana Beard (2004)

State Farm Wade Trophy -- National Player of the Year

Alana Beard (2004)

Associated Press National Player of the Year

Alana Beard (2004)

United States Basketball Writers Association (USBWA) National Player of the Year

Alana Beard (2004)

Victor Award -- National Player of the Year

Alana Beard (2003)

ESPN.com -- National Player of the Year

Alana Beard (2004, 2003)

Lindsey Harding (2007)

WBCA National Defensive Player of the Year

Lindsey Harding (2007)

Frances Pomeroy Naismith Award

Lindsey Harding (2007)

Lowe's Senior Class Award

Alison Bales (2007)

Alana Beard (2004)

Joy Cheek (2010-finalist)

Abby Warner (2009)

Wade Trophy Finalist for National Player of the Year

Alison Bales (2007)

Alana Beard (2004, 2003)

Chante Black (2008)

Monique Currie (2006, 2005)

Lindsey Harding (2007)

Iciss Tillis (2003)

Jasmine Thomas (2010)

Naismith Finalist for National Player of the Year

Alana Beard (2004, 2003, 2002)

Monique Currie (2005)

Lindsey Harding (2007)

Georgia Schweitzer (2001)

Iciss Tillis (2004, 2003)

Jasmine Thomas (2010)

Wooden Award Finalist for National Player of the Year

Alana Beard (2004)

Monique Currie (2006, 2005)

Lindsey Harding (2007)

Jasmine Thomas (2010)

Honda Award Nominee for National Player of the Year

Alana Beard (2004, 2003, 2002)

Monique Currie (2005)

Lindsey Harding (2007)

Kodak All-America

Alana Beard (2004, 2003, 2002)

Monique Currie (2006, 2005)

Lindsey Harding (2007)

Georgia Schweitzer (2001)

Iciss Tillis (2003)

Michele VanGorp (1999)

AP All-America

Alison Bales (2007-3rd)

Alana Beard (2004, 2003-1st, 2002-1st; '01-HM)

Chante Black (2008-HM, 2009-3rd)

Monique Currie (2006-2nd, 2005-1st)

Nicole Erickson (1999-HM)

Lindsey Harding (2007-1st, 2006-HM)

Georgia Schweitzer (2001-3rd)

Iciss Tillis (2004-HM, 2003-HM, 2002-HM)

Jasmine Thomas (2010-3rd)

Michele VanGorp (1999-3rd)

Abby Waner (2008-HM, 2007)

John R. Wooden Award All-America

Alana Beard (2004)

Monique Currie (2006, 2005)

Lindsey Harding (2007)

United States Basketball Writers Association (USBWA) All-America

Alison Bales (2007-1st)

Alana Beard (2004-1st, 2003-1st, 2002-1st)

Chante Black (2009-1st)

Monique Currie (2006-1st, 2005 -1st)

Lindsey Harding (2007-1st)

Georgia Schweitzer (2001-1st)

Jasmine Thomas (2010)

Women's Basketball News Service All-America

Alana Beard (2004, 2003-1st; 2001-3rd)

Chris Moreland (1988-1st)

AWSF/FAST Break All-America

Sue Harnett (1991-3rd)

State Farm/Kodak/WBCA District II All-America

Alison Bales (2007)

Alana Beard (2004, 2003, 2002, 2001)

Chante Black (2008)

Monique Currie (2006, 2005)

Tyish Hall (1996)

Lindsey Harding (2007, 2006)

Hilary Howard (1998)

Katie Meier (1990)

Chris Moreland (1988, 1986)

Georgia Schweitzer (2001, 2000)

Iciss Tillis (2004, 2003, 2002)

Jasmine Thomas (2010)

United States Basketball Writers Association (USBWA) National Freshman of the Year

Alana Beard (2001)

Sports Illustrated for Women National Freshman of the Year

Alana Beard (2001)

Sports Illustrated National Freshman of the Year

Alana Beard (2001)

USBWA National Freshman of the Year

Alana Beard (2001)

Women's Basketball Journal National Freshman of the Year

Alana Beard (2001)

WomensCollegeHoops.com National Freshman of the Year

Alana Beard (2001)

CBS Sportsline National Freshman of the Year

Alana Beard (2001)

Basketball Times Freshman All-America

Alana Beard (2001)

WomensCollegeHoops.com Freshman All-America

Monique Currie (2002)

Women's Basketball Journal Freshman All-America

Alana Beard (2001-1st)

Basketball Yearbook Freshman All-America

Katie Meier (1986)

Women's Basketball Journal Defensive All-America

Peppi Browne (2000)

Rochelle Parent (2001-2nd)

NCAA Final Four All-Tournament Team

Alison Bales (2006)

Alana Beard (2003)

Monique Currie (2006)

Nicole Erickson (1999)

Michele VanGorp (1999)

NCAA All-Region**2010 (Memphis Region)**

Joy Cheek, Karima Christmas, Jasmine Thomas

2008 (Oklahoma City Region)

Chante Black

2007 (Greensboro Region)

Alison Bales

2006 (Bridgeport Region)

Alison Bales - MVP, Abby Waner

2005 (Chattanooga Region)

Monique Currie, Mistie Williams

2004 (MidAST)

Alana Beard, Monique Currie

2003 (Midwest)

Alana Beard - MVP, Iciss Tillis

2002 (EAST)

Alana Beard - MVP, Sheana Mosch, Michele Matyasovsky

2001 (West)

Alana Beard

1999 (EAST)

Georgia Schweitzer - MVP, Nicole Erickson, Michele VanGorp

1998 (West)

Peppi Browne, Nicole Erickson

ACC Athlete of the Year (Mary Garber Award)

Alana Beard (2003)

Lindsey Harding (2007)

ACC Player of the Year

Alana Beard (2004, 2003, 2002)

Monique Currie (2005)

Lindsey Harding (2007)

Chris Moreland (1987)

Georgia Schweitzer (2001, 2000)

ACC Rookie of the Year

Alana Beard (2001)

Katie Meier (1986)

Chris Moreland (1985)

All-ACC

Alison Bales (2007-1st)

Mistie Bass (2006-2nd, 2005-3rd, 2004-3rd)

Alana Beard (2004-1st, 2003-1st, 2002-1st, 2001-1st)*

Chante Black (2009-1st, 2008-2nd)

Peppi Browne (2000-1st)

Joy Cheek (2010-3rd)

Monique Currie (2006-1st, 2005-1st, 2004-2nd, 2002-2nd)

Ali Day (1996-2nd, 1995-1st)

Nicole Erickson (1999, 1998-2nd)

Jessica Foley (2005-3rd)

Connie Goins (1986-2nd)

Tyish Hall (1997, 1996-2nd)

Lindsey Harding (2007-1st, 2006-2nd, 2004-3rd)

Sue Harnett (1991-2nd, 1989-2nd)

Hilary Howard ('99-2nd, 1998-1st)

Carey Kauffman (1995, 1994-2nd)

Vicki Krapohl (2003-3rd)

Katie Meier (1990-1st)

Chris Moreland (1988-2nd, 1987, 1986-1st, 1985-2nd)

Sheana Mosch (2001-3rd)

Kira Orr (1997-2nd)

Georgia Schweitzer (2001-1st, 2000-1st)

Iciss Tillis (2004-1st, 2003-1st, 2002-1st)

Jasmine Thomas (2010-1st)

Michele VanGorp (1999-1st)

Abby Waner (2008-3rd, 2007-2nd)

ACC All-Freshman Team

Mistie Bass (2003)

Alana Beard (2001)

Payton Black (1996)

Peppi Browne (1997)

Monique Currie (2002)

Krista Gingrich (1999)

Lindsey Harding (2003)

Michele Matyasovsky (2000)

Sheana Mosch (2000)

Jennifer Scanlon (1993)

Georgia Schweitzer (1998)

Wanisha Smith (2005)

Iciss Tillis (2001)

Allison Vemerey (2010)

Abby Waner (2006)

Wynter Whitley (2002)

ACC Defensive Player of the Year

Chante Black (2009)

Lindsey Harding (2006 & 2007)

ACC All-Defensive Team

Allison Bales (2007, 2005)
 Alana Beard (2004, 2003, 2002, 2001)*
 Chante Black (2009)
 Peppi Browne (2000)
 Lindsey Harding (2007, 2006, 2004)
 Keturah Jackson (2010)
 Rochelle Parent (2002, 2001)
 Iciss Tillis (2002)

ACC Tournament MVP

Monique Currie (2002)
 Georgia Schweitzer (2001)
 Jasmine Thomas (2010)
 Iciss Tillis (2004, 2003)

ACC All-Tournament Team

Alison Bales (2007-2nd)
 Mistie Bass (2004-2nd)
 Alana Beard (2004-1st, 2003-1st, 2002-1st, 2001-1st)
 Chante Black (2005-2nd)
 Payton Black (1996-2nd)
 Joy Cheek (2008-2nd, 2010-1st)
 Karima Christmas (2010-1st)
 Monique Currie (2006-2nd, 2005-1st, 2004-2nd)
 Ali Day (1995-2nd)
 Nicole Erickson (1998-2nd)
 Carrem Gay (2009-1st)
 Krista Gingrich (2002-2nd)
 Lindsey Harding (2003-2nd)
 Hilary Howard (1998-1st)
 Michele Matyasovsky (2001-2nd)
 Katie Meier (1990)
 Chris Moreland (1985)
 Sheana Mosch (2003-2nd, 2000-2nd)
 Kira Orr (1995-1st, 1996-1st, 1997-1st)
 Rochelle Parent (2001-1st)
 Lauren Rice (2000-1st)
 Georgia Schweitzer (2000-1st)
 Iciss Tillis (2002-2nd)
 Michele VanGorp (1999-2nd)
 Abby Waner (2009-1st, 2008-1st, 2007-1st)
 Missy West (2000-2nd)

ACC Players of the Week

2009-10 - Jasmine Thomas
2006-07 - Alison Bales, Lindsey Harding (two times), Wanisha Smith, Abby Waner
2005-06 - Monique Currie (two times), Lindsey Harding
2004-05 - Monique Currie (two times)
2003-04 - Mistie Bass, Iciss Tillis, Alana Beard (six times)
2002-03 - Alana Beard (six times), Iciss Tillis (four times)
2001-02 - Alana Beard (five times)
2000-01 - Alana Beard, Sheana Mosch
1999-00 - Georgia Schweitzer (two times)
1998-99 - Nicole Erickson (three times), Michele VanGorp
1997-98 - Hilary Howard, Michele VanGorp
1996-97 - Payton Black, Tyish Hall
1995-96 - Tyish Hall (four times)
1994-95 - Ali Day (two times), Carey Kauffman
1993-94 - Carey Kauffman
1990-91 - Sue Harnett
1989-90 - Katie Meier (two times)
1988-89 - Sue Harnett

1987-88 - Katie Meier, Chris Moreland
1986-87 - Katie Meier, Chris Moreland
1985-86 - Connie Goins
1984-85 - Chris Moreland (two times)
1983-84 - Maura Hertzog

► **Alana Beard holds the ACC record with 18 ACC Player of the Week Selections**

ACC Rookies of the Week

2009-10 - Allison Vernerey
2007-08 - Krystal Thomas
2006-07 - Joy Cheek
2005-06 - Abby Waner (two times)
2004-05 - Chante Black, Wanisha Smith (three times)
2002-03 - Mistie Bass (two times), Jessica Foley, Lindsey Harding
2001-02 - Monique Currie (five times), Wynter Whitley
2000-01 - Alana Beard (seven times), Rometra Craig, Iciss Tillis (two times)
1997-98 - Georgia Schweitzer
1996-97 - Peppi Browne (two times)
1995-96 - Payton Black (three times), Nazrawit Medhanie
1992-93 - Jen Scanlon
1990-91 - Shannon Wills

ACC All-Star Team

Windsor Coggeshall (1994)
 Tyish Hall (1994)
 Jennifer Scanlon (1993)

U.S. Olympic Festival

Payton Black (1995)
 Debbie Leonard (coach - 1987)
 Chris Moreland (1986)
 Kira Orr (1994, '95)

NCAIAW Division I All-Star Team

Barb Krause (1981-1st)

ESPN The Magazine Shooting Guard of the Year

Alana Beard (2002)

ESPN The Magazine Power Forward of the Year

Iciss Tillis (2002 - nominee)

Robin Roberts/WBCA BroadcASTing Scholarship

Lindsey Harding (2007)

Nancy Lieberman Step Up Award Nominee (Top Point Guard)

Jasmine Thomas (2010)
 Lindsey Harding (2007 - winner, 2006, 2004)
 Alana Beard (2002)
 Georgia Schweitzer (2001)

WBCA All-Star Challenge

Mistie Bass (2006)
 Alana Beard (2004)
 Monique Currie (2006)
 Georgia Schweitzer (2001)
 Iciss Tillis (2004)

Mountain Dew Three-Point Championship

Vicki Krapohl (2004)

All-Time All-Tournament Team Selections

2009 Women of Troy Classic - Chante Black - MVP, Jasmine Thomas
 2008 Paradise Jam -Chante Black
 2007 Blue Sky Classic - Lindsey Harding - MVP, Abby Waner
 2006 Duke Classic - Lindsey Harding - MVP, Mistie Bass
 2006 Surf'N Slam Classic - Monique Currie - MVP, Chante Black, Mistie Williams
 2005 Sportsview.tv WNIT - Monique Currie
 2004 Duke Classic - Alana Beard - MVP, Monique Currie, Iciss Tillis
 2004 LMU Marina Beach Classic - Alana Beard - MVP, Monique Currie
 2003 South Padre Shootout - Alana Beard - MVP, Sheana Mosch, Jessica Foley
 2003 Duke Classic - Alana Beard - MVP, Iciss Tillis
 2002 Paradise Jam - Alana Beard - MVP, Iciss Tillis
 2002 Duke Classic - Alana Beard - MVP, Iciss Tillis
 2002 South Padre Shootout - Alana Beard - MVP, Sheana Mosch, Jessica Foley
 2002 Paradise Jam - Alana Beard - MVP, Iciss Tillis
 2001 Duke Classic - Alana Beard
 2000 Women's Sports Foundation Classic - Alana Beard - MVP, Georgia Schweitzer, Iciss Tillis
 2000 Duke Classic - Georgia Schweitzer - MVP, Alana Beard, Rometra Craig
 2000 Fun in the Sun Shootout -Georgia Schweitzer - MVP, Sheana Mosch
 1999 Sun Splash Shootout - Peppi Browne - MVP, Georgia Schweitzer
 1999 Duke Classic - Georgia Schweitzer - MVP, Peppi Browne
 1998 Duke Classic - Nicole Erickson - MVP, Michele VanGorp
 1998 Nike Four in the Fall - Michele VanGorp
 1997 State Farm Classic - Payton Black, Michele VanGorp
 1997 Duke Classic - Nicole Erickson - MVP
 1997 San Juan Shootout - Payton Black, Michele VanGorp
 1996 Central Fidelity Invitational - Payton Black
 1996 Duke Classic - Kira Orr - MVP, Payton Black, Peppi Browne
 1995 UNO Thanksgiving Classic - Tyish Hall - MVP, Ali Day
 1995 Duke Classic - Tyish Hall - MVP, Kira Orr, Jennifer Scanlon
 1995 ACC Big Four Classic - Tyish Hall
 1994 ODU Dial Soap Classic - Carey Kauffman, Kira Orr
 1994 Duke Classic - Jennifer Scanlon - MVP, Ali Day, Kira Orr
 1994 St. Joe's Hawk Classic - Jennifer Scanlon - MVP, Carey Kauffman
 1993 Duke Classic - Missy Anderson - MVP, Zeki Blanding
 1993 Oakland Tribune Classic - Carey Kauffman, Jennifer Scanlon
 1992 Seattle Times Husky Classic - Jennifer Scanlon
 1992 Duke Classic - Zeki Blanding
 1991 Boilermaker Classic - Robin Baker, Monika Kost
 1991 Duke Classic - Celeste Lavoie
 1991 Harvard Invitational - Monika Kost - MVP, Celeste Lavoie
 1990 USF Holiday Classic - Traci Williams - MVP, Sue Harnett
 1990 Coca-Cola Jowers Jamboree - Sue Harnett - MVP, Traci Williams
 1990 Duke Dial Soap Classic - Sue Harnett, Traci Williams
 1990 Felpausch/MSU - Holiday Classic, Sue Harnett
 1989 Duke Dial Soap Classic - Katie Meier - MVP, Sue Harnett
 1989 Bowling Green Bank - Sue Harnett, Katie Meier
 1988 VCU Classic - Sue Harnett - MVP, Jenni Kraft
 1988 Duke Dial Soap Classic - Sue Harnett - MVP, Robin Baker, Jenni Kraft
 1988 DowneAST Auto Classic - Sue Harnett - MVP
 1987 Anheuser Busch Tip-Off Classic - Katie Meier - MVP, Sue Harnett, Chris Moreland
 1987 Lady Friar Classic - Katie Meier - MVP, Chris Moreland
 1986 Cahill Invitational - Chris Moreland
 1984 USF Holiday Classic - Joanne Boyle, Connie Goins

McDonald's All-America

2010 - Chelsea Gray, Richa Jackson, Haley Peters
 2007 - Jasmine Thomas, Krystal Thomas
 2006 - Joy Cheek
 2005 - Carrem Gay, Abby Waner
 2004 - Wanisha Smith, Chante Black
 2003 - Alison Bales, Brittany Hunter
 2002 - Mistie Bass, Caitlin Howe, Brooke Smith

WBCA All-America

2010 - Chelsea Gray, Richa Jackson
 2008 - Shay Selby
 2007 - Jasmine Thomas, Krystal Thomas, Karima Christmas
 2006 - Bridgette Mitchell
 2005 - Carrem Gay, Abby Waner
 2004 - Wanisha Smith, Chante Black
 2003 - Alison Bales, Brittany Hunter
 2002 - Mistie Bass, Brooke Smith
 2001 - Monique Currie, Wynter Whitley
 2000 - Alana Beard, Iciss Tillis, Rometra Craig
 1999 - Olga Gvozdenovic, Michele Matyasovsky
 1994 - Nicole Erickson
 1993 - Windsor Coggeshall

National Coach of the Year**Naismith**

2003, 2007 - Gail Goestenkers

Associated Press

2007 - Gail Goestenkers

Russell Athletic/WBCA

2003, 2007 - Gail Goestenkers

USBWA

2007 - Gail Goestenkers

GBallmag.com

2002 - Gail Goestenkers

Basketball Times

2000, 2007 - Gail Goestenkers

Victor Award

2003, 1999 - Gail Goestenkers

Naismith Finalist for Coach of the Year

2004, 2003, 2002, 2001 - Gail Goestenkers

ACC Coach of the Year

2010 - Joanne P. McCallie
 2004, 2003, 2002, 1999, 1996, 1995 - Gail Goestenkers
 1985 - Debbie Leonard

WBCA District II Coach of the Year

2004, 2003, 2002, 2001 - Gail Goestenkers

NCAA District III Coach of the Year

1995 - Gail Goestenkers
 1985 - Debbie Leonard

ESPN The Magazine Academic All-America

2009-10 - Jasmine Thomas (Third Team)
2006-07 - Abby Waner (First Team)

GTE/CoSIDA Academic All-America

1988 - Katie Meier (Second Team)
1984 - Stacy Hurd (Honorable Mention)
1983 - Stacy Hurd (Honorable Mention)

ESPN The Magazine/CoSIDA Academic All-District III

2010 - Jasmine Thomas
2009 - Jasmine Thomas
2008 - Abby Waner
2007 - Abby Waner
2006 - Jessica Foley
2005 - Jessica Foley
1988 - Paula Anderson

Wallace Wade Scholarship

1997 - Ali Day
1991 - Sue Harnett

ACC Postgraduate Scholarship

1996 - Ali Day

Kay Yow ACC Scholar-Athlete of the Year

2009-10 - Jasmine Thomas

ACC All-Academic Team

2009-10 - Jasmine Thomas, Keturah Jackson, Bridgette Mitchell,
Allison Vernerey
2008-09 - Jasmine Thomas, Bridgette Mitchell
2007-08 - Abby Waner
2006-07 - Alison Bales, Abby Waner
2005-06 - Jessica Foley
2004-05 - Jessica Foley
2003-04 - Vicki Krapohl
2002-03 - Jessica Foley, Michele Matyasovsky
2001-02 - Krista Gingrich, Michele Matyasovsky
2000-01 - Georgia Schweitzer
1999-00 - Krista Gingrich, Georgia Schweitzer
1998-99 - Georgia Schweitzer
1997-98 - Payton Black, Michele VanGorp

ACC Honor Roll

2009-10 - Chelsea Hopkins, Bridgette Mitchell, Kathleen Scheer, Shay Selby,
Jasmine Thomas, Allison Vernerey
2008-09 - Chante Black, Joy Cheek, Carrem Gay, Chelsea Hopkins,
Bridgette Mitchell, Kathleen Scheer, Jasmine Thomas, Abby Waner
2007-08 - Chante Black, Bridgette Mitchell, Jasmine Thomas, Abby Waner,
Emily Waner
2006-07 - Alison Bales, Chante Black, Bridgette Mitchell, Abby Waner,
Emily Waner
2005-06 - Alison Bales, Jessica Foley, Abby Waner, Emily Waner,
Mistie Bass
2004-05 - Alison Bales, Jessica Foley, Caitlin Howe, Emily Waner
2003-04 - Alison Bales, Jessica Foley, Caitlin Howe, Vicki Krapohl, Kalita Marsh
2002-03 - Monique Currie, Jessica Foley, Caitlin Howe, Vicki Krapohl,
Michele Matyasovsky, Brooke Smith
2001-02 - Krista Gingrich, Michele Matyasovsky
2000-01 - Krista Gingrich, Vicki Krapohl, Georgia Schweitzer, Missy West
1999-00 - Jennifer Forte, Krista Gingrich, Rochelle Parent, Georgia Schweitzer
1998-99 - Payton Black, Krista Gingrich, Naz Medhanie, Lauren Rice,

Georgia Schweitzer
1997-98 - Payton Black, Shaeeta Brown, Naz Medhanie, Michele VanGorp
1996-97 - Katie Brodrik, Shaeeta Brown, Windsor Coggeshall, Jennifer Forte
Tye Hall, Naz Medhanie
1995-96 - Shaeeta Brown, Ali Day, Naz Medhanie
1994-95 - Zeki Blanding, Susan Brandau, Ali Day, Carey Kauffman,
Kristina Meiman
1993-94 - Susan Brandau, Ali Day, Valerie Evans, Carey Kauffman,
Kristina Meiman, Mary Ann Puckett
1992-93 - Susan Brandau, Ali Day, Carey Kauffman
1991-92 - Susan Brandau, Valerie Evans, Carey Kauffman, Monika Kost,
Celeste Lavoie, Pamela McFarland, Heather McKaig
1990-91 - Monica Kost
1989-90 - Susan Harnett, Pamela McFarland, Jacki McKisson, Leigh Morgan,
Teri Rodgers
1988-89 - Susan Harnett, Katie Meier, Leigh Morgan, Teri Rodgers
1987-88 - Paula Anderson, Dade Fletcher, Katie Meier, Leigh Morgan,
Teri Rodgers
1986-87 - Paula Anderson, Rita Kalinowski, Katie Meier, Chris Moreland,
Carolyn Sonzogni
1985-86 - Paula Anderson, Connie Goins, Kimberly Hunter, Rita Kalinowski,
Katie Meier, Chris Moreland, Kathryn Radabaugh
1984-85 - Paula Anderson, Connie Goins
1983-84 - Connie Goins, Jo Harlow, Maura Hertzog, Stacy Hurd
1982-83 - Connie Goins, Jo Harlow, Stacy Hurd, Margo Walsh

Missy Anderson - 1991, 92, 93, 94
 Paula Anderson - 1985, 86, 87, 88
 Alison Bales - 2004, 05, 06, 07
 Robin Baker - 1989, 90, 91, 92
 Mistie Bass - 2003, 04, 05, 06
 Alana Beard - 2001, 02, 03, 04
 Betsy Bergeron - 1976, 77, 78, 79
 Chante Black - 2005, 06, 08, 09
 Payton Black - 1996, 97, 98, 99
 Zeki Blanding - 1992, 93, 94, 95
 Joanne Boyle - 1982, 83, 84, 85
 Susan Brandau - 1992, 93, 94, 95
 Katie Brodnik - 1996, 97
 LaNedra Brown - 2000, 01
 Shaeeta Brown - 1994, 95, 97, 98
 Peppi Browne - 1997, 98, 99, 00
 Liz Bulger - 1977, 78, 79
 Tracy Carter - 1989
 Joy Cheek - 2007, 08, 09, 10
 Jennifer Chestnut - 1981, 82, 83, 84
 Karima Christmas - 2008, 09, 10
 Tracey Christopher - 1986, 87, 88, 89
 Windsor Coggeshall - 1994, 95, 96, 97
 Heather Conway - 1981
 Jennifer Copeland - 1982
 Rometra Craig - 2001
 Monique Currie - 2002, 04, 05, 06
 Ali Day - 1993, 94, 95, 96
 Leslie Earnhardt - 1979, 80
 Ruth Ellis - 1978
 Nicole Erickson - 1998, 99
 Valerie Evans - 1991, 92, 93, 94
 Dade Fletcher - 1988
 Jessica Foley - 2003, 04, 05, 06
 Jennifer Forte - 1997, 98, 99
 Kathy Friend - 1978
 Carrem Gay - 2006, 07, 08, 09
 Lello Gebisa - 2000, 01
 Krista Gingrich - 1999, 00, 01, 02
 Carol Giordano - 1978
 Connie Goins - 1983, 84, 85, 86
 Jeanne Griffin - 1979
 Olga Gvozdenovic - 2000, 01
 Tyish Hall - 1994, 95, 96, 97
 Lynne Hanrahan - 1986
 Lindsey Harding - 2003, 04, 06, 07
 Jo Harlow - 1981, 82, 83, 84
 Sue Harnett - 1987, 88, 89, 91
 Allison Hart - 1983, 84, 85
 Maureen Hathorn - 1978
 Janee Hayes - 1999, 00, 01
 Ada Healey - 1981
 Juanita Hepburn - 1996, 97, 98
 Maura Hertzog - 1982, 83, 84, 85
 Chelsea Hopkins - 2009, 10
 Hilary Howard - 1996, 97, 98, 99
 Caitlin Howe - 2004, 05
 Brittany Hunter - 2004
 Kim Hunter - 1984, 85, 86, 87
 Stacy Hurd - 1981, 82, 83, 84
 Keturah Jackson - 2006, 07, 08, 09, 10
 Brittany James - 1989
 Joy James - 1976
 Nicole Johnson - 1991, 92, 93, 94
 Takisha Jones - 1996, 97, 98, 99
 Rita Kalinowski - 1985, 86, 87
 Carey Kauffman - 1992, 93, 94, 95
 Laurie Koffenberger - 1976, 77
 Monika Kost - 1988, 90, 91, 92
 Jenni Kraft - 1989
 Vicki Krapohl - 2001, 02, 03, 04
 Barb Krause - 1979, 80, 81
 Laura Kurz - 2005, 06
 Ellen Langhi - 1986, 87, 88, 89
 Celeste Lavoie - 1991, 92
 Laurie Layman - 1976
 Sue Leonard - 1979
 Mary Lockey - 1977, 78
 Pam Markiewicz - 1979, 80
 Kalita Marsh (Mgr) - 2001, 02, 03, 04 (player)
 Kim Matthews - 1979, 80, 81, 82
 Michele Matyasovsky - 2000, 01, 02, 03
 Tara McCarthy - 1978, 79, 80
 Dana McDonald - 1990, 91, 92, 93
 Pam McFarland - 1989, 90, 91, 92
 Jennifer McGinnis - 1995
 Heather McKaig - 1991, 92, 93
 Jackie McKisson - 1990
 Nazrawit Medhanie - 1996, 97, 98, 99
 Katie Meier - 1986, 87, 88, 90
 Kristina Meiman - 1992, 93, 94, 95
 Candy Mikels - 1982, 83, 84, 85
 Brittany Mitch - 2006, 07, 08
 Bridgette Mitchell - 2007, 08, 09, 10
 Sue Monroe - 1979, 80
 Chris Moreland - 1985, 86, 87, 88
 Dana Morgan - 2004
 Leigh Morgan - 1987, 88, 89, 90
 Sheana Mosch - 2000, 01, 02, 03
 Kira Orr - 1994, 95, 96, 97
 Rochelle Parent - 1998, 99, 00, 01
 Marcy Peterson - 1989, 90
 Mary Ann Puckett - 1994
 Kathy Radabaugh - 1986
 Holly Reid - 1980, 81
 Lauren Rice - 1997, 98, 99, 00
 Teri Rodgers - 1988, 89, 90
 Alexis Rogers - 2010
 Jennifer Rokus - 1980
 Claire Rose - 1980, 81, 82, 83
 Jennifer Scanlon - 1993, 94, 95, 96
 Kathleen Scheer - 2009, 10
 Georgia Schweitzer - 1998, 99, 00, 01
 Shay Shelby - 2009, 10
 Brooke Smith - 2003
 Wanisha Smith - 2005, 06, 07, 08
 Carolyn Sonzogni - 1984, 85, 86, 87
 Alice Steuby - 1990
 Sarah Sullivan - 1983, 85, 86, 87
 Sigrid Taylor - 1977
 Kathy Tenny - 1981
 Jasmine Thomas - 2008, 09, 10
 Krystal Thomas - 2008, 09, 10
 Patti Thomasson - 1980, 81
 Iciss Tillis - 2001, 02, 03, 04
 Michele VanGorp - 1998, 99
 Allison Vernerey - 2010
 Margo Walsh - 1980, 81, 82, 83

Patty Walsh - 1976, 77
 Abby Waner - 2006, 07, 08
 Emily Waner - 2006, 07, 08
 Lisa Warren - 1977, 78, 79, 80
 Susan Weeks - 1985
 Missy West - 1997, 99, 00, 01
 Crystal White - 2001
 Wynter Whitley - 2002, 03, 04, 05
 Shannon Wills - 1990, 91, 92
 Traci Williams - 1988, 89, 90, 91

Managers

Ben Adams - 2005, 06, 07; Gloria Ahn - 2009, 10; Katy AST - 1990; Nicole Anderson - 1991; Neil Berlin - 1996, 97, 98, 99; Arway Boker - 2004, 05, 06, 07; Lynn Bolling - 1979, 80; Harold Bost - 1988, 89, 90; Kenny Brown - 1992; Michelle Brown - 1999, 00, 01; Alexis Carter - 2008, 09, 10; Jung Inn Choi - 2005, 06, 07; Catherine Citrano - 1985; Jessica David - 2010; Darla DeFrance - 1994, 95, 97; Patrick Erker - 2004, 05, 06, 07; Rob Feagin - 1988; Tommy Feehan - 2005, 06, 07, 08; Ann Fields - 2009, 10; Tameika Fleming - 1999, 00, 01; Jill Gambling - 1985; Taylor Glymph - 2009, 10; Junior Gonzales - 2003, 04; Steve Gregg - 1991; Elizabeth Hall - 08; Maya Hughes - 2004; Mychal Harrison - 2000, 01; Erin James - 2005, 07; Jordan Jarrett - 2009, 10; Neil Johnson - 2001; Margaret Jones - 1984; Teresa Jones - 1983, 84; Kathy Kennedy - 1979, 80, 81, 82; Caroline Logue - 2005; Jaime Marsanico - 98, 99, 00, 01; Paige Martin - 2006, 07; Martha Morris - 1981, 82, 83; Susan Morris - 1981, 82, 83; P.J. Moses - 1992, 93, 94, 95; Samantha Mumma - 2008, 09; Candace Murphy - 2006, 07, 08; Stephanie Louis - 2001, 02, 03, 04; Jany Lyon - 1984; Morgan Oliver - 2010; Amanda Rosen - 2006, 07; Alex Ryan - 2004; Justin Shapiro - 2004, 05; Margaret Skoglund - 2007, 08, 09, 10; Shani Taylor - 2005; Debbie Teske - 1983; Toby Valentino - 1996, 97, 98, 99; Michelle Williams - 1999, 00; Sade In the Woods - 2007;

- 1968-69** - Head Coaches: Lorraine Woodyard, Calla Raynor
- 1969-70** - Head Coach: Calla Raynor
- 1970-71** - Head Coach: Calla Raynor
- 1971-72** - Head Coach: Calla Raynor
- 1972-73** - Head Coach: Calla Raynor
- 1973-74** - Head Coach: Calla Raynor
- 1974-75** - Head Coach: Emma Jean Howard
- 1975-76** - Head Coach: Emma Jean Howard
- 1976-77** - Head Coach: Emma Jean Howard
- 1977-78** - Head Coach: Debbie Leonard
- 1978-79** - Head Coach: Debbie Leonard
Assistant Coach: Jacki Silar
- 1979-80** - Head Coach: Debbie Leonard
Assistant Coach: Jacki Silar
- 1980-81** - Head Coach - Debbie Leonard
Assistant Coach: Jacki Silar
- 1981-82** - Head Coach - Debbie Leonard
Assistant Coach: Jacki Silar
- 1982-83** - Head Coach: Debbie Leonard
Assistant Coach: Jacki Silar
- 1983-84** - Head Coach: Debbie Leonard
Assistant Coaches: Jacki Silar, Nancy Frank
- 1984-85** - Head Coach: Debbie Leonard
Assistant Coaches: Patience V. Murphy, Jacki Silar
- 1985-86** - Head Coach: Debbie Leonard
Assistant Coach: Jacki Silar
- 1986-87** - Head Coach: Debbie Leonard
Assistant Coach: Jacki Silar
- 1987-88** - Head Coach: Debbie Leonard
Assistant Coaches: Sherri Pickard, Jacki Silar
- 1988-89** - Head Coach: Debbie Leonard
Assistant Coaches: Sherri Pickard, Jacki Silar
- 1989-90** - Head Coach: Debbie Leonard
Assistant Coaches: Jacki Silar, Gale Valley
- 1990-91** - Head Coach: Debbie Leonard
Assistant Coaches: Jacki Silar, Gale Valley
- 1991-92** - Head Coach: Debbie Leonard
Assistant Coaches: Jacki Silar, Gale Valley
- 1992-93** - Head Coach: Gail Goestenkers
Assistant Coaches: Gale Valley, Cleve Wright
- 1993-94** - Head Coach: Gail Goestenkers
Assistant Coaches: Joanne Boyle, Gale Valley, Lisa Zodtner
- 1994-95** - Head Coach: Gail Goestenkers
Assistant Coaches: Joanne Boyle, LaWaynta Dawson, Gale Valley
- 1995-96** - Head Coach: Gail Goestenkers
Assistant Coaches: Joanne Boyle, Shonta Tabourn, Gale Valley
- 1996-97** - Head Coach: Gail Goestenkers
Assistant Coaches: Joanne Boyle, Shonta Tabourn, Gale Valley
- 1997-98** - Head Coach: Gail Goestenkers
Assistant Coaches: Joanne Boyle, Shonta Tabourn, Gale Valley
- 1998-99** - Head Coach: Gail Goestenkers
Assistant Coaches: Joanne Boyle, Shonta Tabourn, Gale Valley
- 1999-00** - Head Coach: Gail Goestenkers
Assistant Coaches: Joanne Boyle, Shonta Tabourn, Gale Valley
- 2000-01** - Head Coach: Gail Goestenkers
Assistant Coaches: Joanne Boyle, Shonta Tabourn, Gale Valley
- 2001-02** - Head Coach: Gail Goestenkers
Assistant Coaches: Joanne Boyle, Shaeeta Brown, Gale Valley, Georgia Schweitzer
- 2002-03** - Head Coach: Gail Goestenkers
Assistant Coaches: Georgia Schweitzer, Gale Valley, LaVonda Wagner
- 2003-04** - Head Coach: Gail Goestenkers
Assistant Coaches: Georgia Schweitzer, Gale Valley, LaVonda Wagner
- 2004-05** - Head Coach: Gail Goestenkers
Assistant Coaches: Shannon Perry, Gale Valley, LaVonda Wagner
- 2005-06** - Head Coach: Gail Goestenkers
Assistant Coaches: Tia Jackson, Shannon Perry, Gale Valley
- 2006-07** - Head Coach: Gail Goestenkers
Assistant Coaches: Tia Jackson, Shannon Perry, Gale Valley
- 2007-08** - Head Coach: Joanne P. McCallie
Assistant Coaches: Al Brown, Shannon Perry, Samantha Williams
- 2008-09** - Head Coach: Joanne P. McCallie
Assistant Coaches: Al Brown, Shannon Perry, Samantha Williams
- 2009-10** - Head Coach: Joanne P. McCallie
Assistant Coaches: Al Brown, Trisha Strafford-Odom, Samantha Williams



20

Alana Beard
2001-04

On Jan. 24, 2004, Alana Beard became the first women's basketball player at Duke to have her jersey retired. The number 20 will hang from the rafters in Cameron Indoor Stadium and won't be worn again by a Blue Devil.

Asellout crowd of 9,314 packed Cameron Indoor Stadium to view the ceremony in a contest versus Tennessee. Beard, a native of Shreveport, La., joined the 11 men's basketball players who have had their jerseys retired.

In attendance along with Alana were her parents LeRoy and Marie Beard.

Over her career, Beard was the 2002-03 and 2003-04 National Player of the Year, was a three-time ACC Player of the Year, three-time Kodak All-America, three-time Associated Press All-America, four-time All-ACC Defensive selection and we could go on and on...

Beard left Duke scoring an amazing 2,687 points, which is more than any women's player in Duke history. For her career, Beard registered averages of 19.8 points, 5.8 rebounds, 3.7 assists, 3.0 steals and hit 52.7 percent of her field goals.

Over the four years, she was selected ACC Player of the Week an ACC-record 18 times, which is 11 more than any other player in the history of the ACC. Beard was also the first player in ACC history to be named ACC Player of the Year for three straight years.



10

Lindsey Harding
2003-07

When Lindsey Harding arrived at Duke, no Blue Devil had ever had the honor of a retired jersey. She went on to watch Alana Beard's jersey be hung in the rafters in 2004 and wanted to have hers next to Beard's one day.

This dream became a reality on Jan. 20, 2008, as Harding's jersey was raised among the other great Duke Basketball players at halftime of the N.C. State game.

In attendance along with Harding was her father, Michael Harding, her mom Lillian Andrews and her stepmom Carlotta Harding.

Over her career, Harding scored 1,298 points, posted a school-record 579 assists, 565 rebounds and 261 steals.

Harding became only the second Duke player (Alana Beard) and sixth ACC player in league history to notch over 1,000 points, 500 assists, 500 rebounds and 250 steals over their career.

As a senior, Harding earned the Naismith Award and ESPN.com National Player of the Year, while also taking home the inaugural Defensive Player of the Year award from the WBCA.

A first team All-America as a senior, Harding also won the Nancy Lieberman Award as the nation's top point guard, won the ACC Player of the Year, ACC Defensive Player of the Year and earned the Frances Pomeroy Naismith Award.

Career Statistics

Alana Beard

YEAR	G-GS	MIN-AVG	FG-FGA	PCT	3P-3PA	PCT	FT-FTA	PCT	REB	AVG	PF-FO	AST	TO	BS	ST	PTS	AVG
2000-01	30-30	893-29.8	194-379	.512	10-51	.196	111-141	.787	136	4.5	86-4	113	81	30	106	509	17.0
2001-02	35-35	1164-33.1	275-481	.572	25-66	.379	119-158	.753	213	6.1	88-2	154	93	25	114	694	19.8
2002-03	37-37	1161-31.4	294-558	.527	24-85	.282	201-259	.776	256	6.9	98-0	110	87	48	104	813	22.0
2003-04	34-34	1067-31.4	242-488	.496	36-115	.313	151-194	.778	184	5.4	74-0	132	76	46	80	671	19.7
Career	136-136	4285-31.5	1005-1906	.527	95-317	.300	582-752	.774	789	5.8	346-6	509	337	149	404	2687	19.8

Lindsey Harding

YEAR	G-GS	MIN-AVG	FG-FGA	PCT	3P-3PA	PCT	FT-FTA	PCT	REB	AVG	PF-FO	AST	TO	BS	ST	PTS	AVG
2002-03	37-16	958-25.9	84-192	.438	1-13	.077	62-81	.765	145	3.9	63-1	124	59	9	68	231	6.2
2003-04	34-33	1003-29.5	83-181	.459	7-29	.241	57-87	.655	154	4.5	60-1	168	76	2	67	230	6.8
2004-05	Redshirt Season																
2005-06	35-35	1012-28.9	138-287	.481	23-56	.411	75-96	.781	130	3.7	48-1	156	84	4	75	374	10.7
2006-07	34-34	1035-30.4	169-381	.444	24-63	.381	101-135	.748	136	4.0	49-0	131	77	10	51	463	13.6
Career	140-118	4008-28.6	474-1041	.455	55-161	.342	295-399	.739	565	4.0	220-3	579	296	25	261	1298	9.3

ALL-TIME JERSEY NUMBERS

2010-11 WOMEN'S BASKETBALL MEDIA GUIDE

The following is a list of numbers worn by Duke women's basketball players from the 1977-78 season to the present. The names under each number are listed beginning with the most recent to wear the number.

0	Pam McFarland -1992 (partial)		Brooke Smith - 2003		Margo Walsh - 1980
1	Chelsea Hopkins - 2009-10		Lello Gebisa - 2001		Kathy Friend - 1979
	Mistie Bass - 2003-06		Nicole Erickson - 1998-99		Liz Bulger - 1978
2	Emily Waner - 2006-08		Zeki Blanding - 1992-95	35	Missy Ayotte - 1990
3	Shay Selby - 2008-10	23	Marcy Peterson - 1989-90	40	Lauren Rice - 1997-2000
	Laura Kurz - 2004-06		Carolyn Sonzogni - 1984-87		Nicole Johnson - 1991-94
	Sheana Mosch - 2000-03		Margo Walsh - 1982-83		Ellen Langhi - 1986-89
	Teri Rodgers - 1988-90		Kathy Tenney - 1981		Allison Hart - 1983-85
4	Abby Waner - 2005-09		Sue Monroe - 1979-80		Betsy Bergeron - 1978
	Rochelle Parent - 1998-2001		Amy Smolens - 1978	41	Michele Matyasovsky - 2000-03
	Pam McFarland - 1989-92 (partial)	24	Wanisha Smith - 2005-08		Holly Reid - 1980
	Paula Anderson - 1985-88		Georgia Schweitzer - 1998-2001		Kim Matthews - 1979
5	Jasmine Thomas - 2007-10		Carey Kauffman - 1992-95		Sigrid Taylor - 1978
	Rometra Craig - 2001-02		Sue Harnett - 1987-89, 1991	42	Janee Hayes - 1999-2001
	Nazrawit Medhanie - 1996-99		Joanne Boyle - 1983-85		Jennifer Chestnut - 1981
	Heather McKaig - 1991-93		Maura Hertzog - 1982		Lynne Hanrahan - 1986
	Leigh Morgan - 1987	25	Kathleen Scheer - 2008-10		Rita Kaliwnoski - 1985
10	Lindsey Harding - 2003-04, 2006-07►		Jessica Foley - 2003-06		Stacy Hurd - 1982-84
	Peppi Browne - 1997-2000		Olga Gvozdenovic - 2000-01		Jennifer Rokus - 1980
	Robin Baker - 1989-92		Tyish Hall - 1994-97		Ruth Ellis - 1978
	Tara McCarthy - 1980	30	Chris Moreland - 1985-88	43	Allison Vernerey - 2009-10
11	Chante Black - 2005-09		Mary Lockey - 1978		Alison Bales - 2004-07
	Hilary Howard - 1996-99		Monique Currie - 2002, 2004-06	44	Brittany Hunter - 2004
	Celeste Lavoie - 1991-92		Missy West - 1997, 1999-2001		Brittany James - 1989
	Sarah Sullivan - 1985-87		Monika Kost - 1988, 1990-92		Sarah Sullivan - 1983
	Patti Thomasson - 1981		Carol Giordano - 1978		Barb Krause - 1979-81
	Pam Markiewicz - 1979-80		Carrem Gay - 2006-09		Tarlough Morgan - 1978
12	Vicki Krapohl - 2001-04		Katie Brodnik - 1996-97		Shannon Wills - 1992
	Kira Orr - 1994-97	31	Valerie Evans - 1991-94	45	Takisha Jones - 1996-99
	Leigh Morgan - 1988-89		Jenni Kraft - 1989	50	Susan Weeks - 1984
	Patti Thomasson - 1980		Kathy Radabaugh - 1986		Stacy Hurd - 1981
	Tara McCarthy - 1978-79		Jennifer Chestnut - 1982-84	52	Ali Day - 1993-96
13	Karima Christmas - 2007-10		Holly Reid - 1981		Candy Mikels - 1982-84
	Jennifer Scanlon - 1993-96		Lisa Warren - 1977-80		Ada Healey - 1981
	Alice Steuby - 1990		Keturah Jackson - 2007-10	54	Jackie McKisson - 1990
14	Candy Mikels - 1985		Winter Whitley - 2002-05		Kim Hunter - 1985-87
15	Bridgette Mitchell - 2007-10	32	Michele VanGorp - 1998-99	55	Crystal White - 2001-02
	Windsor Coggeshall - 1994-97		Susan Brandau - 1992-95		Juanita Hepburn - 1996-98
	Tracy Carter - 1989		Katie Meier - 1986-88, 1990		Mary Ann Puckett - 1994
	Kathy Friend - 1978		Margo Walsh - 1981		Unknown numbers:
20	Alana Beard - 2001-04►		Liz Bulger - 1979		Joy James - 1976
	Lello Gebisa - 2000		Sue Monroe - 1978		Laurie Koffenberger - 1976-77
	Missy Anderson - 1991-94		Alexis Rogers - 2010		Laurie Layman - 1976
	Leigh Morgan - 1990		Caitlin Howe - 2003-05		Patty Walsh - 1976-77
	Kim Hunter - 1985-87	33	LaNedra Brown - 2000-01		
	Claire Rose - 1980-83		Shaeta Brown - 1994-95, 1997-98		
	Betsy Bergeron - 1979		Dade Fletcher - 1988		
21	Joy Cheek - 2007-10		Connie Goins - 1983-86		
	Krista Gingrich - 1999-2002		Kim Matthews - 1980-82		
	Kristina Meiman - 1992-95		Susan Leonard - 1979		
	Traci Williams - 1988-91		lciss Tillis - 2001-04		
	Maura Hertzog - 1983-1985	34	Payton Black - 1996-99		
	Joanne Boyle - 1982		Jennifer McGinnis - 1995		
	Leslie Earnhardt - 1979-80		Dana McDonald - 1990-93		
	Stephanie Faserberg - 1978		Tracy Christopher - 1986-89		
22	Brittany Mitch - 2006-08		Jeanne Griffin - 1979		
			Maureen Hathorn - 1978		
			Krystal Thomas - 2007-10		
			Jennifer Forte - 1997-99		
			Rita Kalinowski - 1986-87		
			Susan Weeks - 1985		
			Jo Harlow - 1981-84		

► Indicates that number has been retired in honor of that player

Appearances: 33 All-Time Record: 35-27 (.565)
Best Finish: ACC Champions (2000-04, 2010)

1978 • Charlottesville, Va.

#7 DU vs. #2 Maryland	L	39-103
-----------------------	---	--------

1979 • Raleigh, N.C.

#6 DU vs. #3 Clemson	L	56-81
----------------------	---	-------

1980 • College Park, Md.

#5 DU vs. #4 North Carolina	L	63-85
-----------------------------	---	-------

1981 • Clemson, S.C.

#6 DU vs. #3 Maryland	L	49-72
-----------------------	---	-------

1982 • Raleigh, N.C.

#7 DU vs. #2 N.C. State	L	55-69
-------------------------	---	-------

1983 • Fayetteville, N.C.

#4 DU vs. #5 Clemson (OT)	L	92-93
---------------------------	---	-------

1984 • Fayetteville, N.C.

#6 DU vs. #3 N.C. State	L	68-81
-------------------------	---	-------

1985 • Fayetteville, N.C.

#5 DU vs. #4 Clemson	W	81-76
#5 DU vs. #1 N.C. State	L	57-89

1986 • Fayetteville, N.C.

#3 DU vs. #6 Wake Forest	L	71-72
--------------------------	---	-------

1987 • Fayetteville, N.C.

#4 DU vs. #5 Maryland	L	62-64
-----------------------	---	-------

1988 • Fayetteville, N.C.

#4 DU vs. #5 Clemson	L	65-81
----------------------	---	-------

1989 • Fayetteville, N.C.

#7 DU vs. #2 N.C. State	L	50-89
-------------------------	---	-------

1990 • Fayetteville N.C.

#6 DU vs. #3 Clemson	L	68-77
----------------------	---	-------

1991 • Fayetteville, N.C.

#5 DU vs. #4 Clemson	L	58-60
----------------------	---	-------

1992 • Rock Hill, S.C.

#8 DU vs. #9 Wake Forest	W	61-52
#8 DU vs. #1 Virginia	L	55-81

1993 • Rock Hill, S.C.

#9 DU vs. #8 Wake Forest	L	69-70
--------------------------	---	-------

1994 • Rock Hill, S.C.

#4 DU vs. #5 Maryland	L	45-60
-----------------------	---	-------

1995 • Rock Hill, S.C.

#4 DU vs. #5 Clemson	W	78-71
#4 DU vs. #1 Virginia	W	83-82
#4 DU vs. #2 North Carolina	L	70-95

1996 • Rock Hill, S.C.

#2 DU vs. #7 Wake Forest	W	67-61
#2 DU vs. #3 N.C. State	W	79-62
#2 DU vs. #4 Clemson#	L	54-71

1997 • Charlotte, N.C.

#5 DU vs. #4 Maryland (OT)	W	60-52
#5 DU vs. #1 North Carolina	L	55-66

1998 • Charlotte, N.C.

#1 DU vs. #8 Georgia Tech	W	100-56
#1 DU vs. #4 North Carolina	L	52-56

1999 • Charlotte, N.C.

#1 DU vs. #9 Florida State	W	90-57
#1 DU vs. #4 Clemson	L	71-76

2000 • Greensboro, N.C.

#2 DU vs. #8 Florida State	W	92-65
#2 DU vs. #6 Georgia Tech	W	77-56
#2 DU vs. #5 North Carolina	W	79-76

2001 • Greensboro, N.C.

#1 DU vs. #9 Wake Forest	W	75-68 (OT)
#1 DU vs. #4 Florida State	W	72-56
#1 DU vs. #3 N.C. State	W	57-45

2002 • Greensboro, N.C.

#1 DU vs. #9 Florida State	W	82-66
#1 DU vs. #4 Virginia	W	71-67
#1 DU vs. #2 North Carolina	W	87-80

2003 • Greensboro, N.C.

#1 DU vs. #9 Wake Forest	W	64-59
#1 DU vs. #5 Georgia Tech	W	76-52
#1 DU vs. #2 North Carolina	W	77-59

2004 • Greensboro, N.C.

#1 DU vs. #9 Wake Forest	W	77-59
#1 DU vs. #4 Maryland	W	70-63
#1 DU vs. #2 North Carolina	W	67-47

2005 • Greensboro, N.C.

#2 DU vs. #10 Wake Forest	W	107-50
#2 DU vs. #6 Maryland	W	77-44
#2 DU vs. #1 North Carolina	L	67-88

2006 • Greensboro, N.C.

#2 DU vs. #7 Virginia Tech	W	69-56
#2 DU vs. #3 Maryland	L	70-78

2007 • Greensboro, N.C.

#1 DU vs. #8 Virginia	W	79-58
#1 DU vs. #4 N.C. State	L	65-70

2008 • Greensboro, N.C.

#3 DU vs. #6 Florida State	W	81-67
#3 DU vs. #2 Maryland	W	74-63
#3 DU vs. #1 North Carolina	L	73-86

2009 • Greensboro, N.C.

#3 DU vs. #6 Virginia	W	76-53
#3 DU vs. #2 Florida State	W	75-57
#3 DU vs. #1 Maryland	L	89-92 (OT)

2010 • Greensboro, N.C.

#1 DU vs. #9 Maryland	W	66-64
#1 DU vs. #4 Georgia Tech	W	67-55
#1 DU vs. #6 N.C. State	W	70-60

ACC Tournament Champions**2000 • 2001 • 2002****2003 • 2004 • 2010****Women's NIT****1986 • Amarillo, Texas**

vs. West Texas State W, 68-67
vs. Northwestern State L, 88-89
vs. Notre Dame L, 67-74

1987 (EAST Region, #7 Seed)

First & Second Rounds • Durham & Piscataway
 vs. Manhattan (#10 seed) W 70-55
 at Rutgers (#2 seed) L 64-78

1995 (EAST Region, #5 Seed)

First & Second Rounds • Tuscaloosa, Ala.
 vs. Oklahoma State (#12 seed) W 76-64
 vs. #13/14 Alabama (40T) (#4 seed) L 120-121

1996 (Midwest Region, #4 Seed)

First & Second Rounds • Durham, N.C.
 vs. James Madison (#13 seed) W 67-61
 vs. San Francisco (#12 seed) L 60-64

1997 (Midwest Region, #5 Seed)

First & Second Rounds • Champaign, Ill.
 vs. DePaul (#12 seed) W 70-56
 vs. Illinois (#4 seed) L 67-85

1998 (West Region, #2 Seed)

First & Second Rounds • Durham, N.C.
 vs. Middle Tenn. State (#15 seed) W 92-67
 vs. Louisville (#10 seed) W 69-53

West Regional • Oakland, Calif.

vs. #13/12 Florida (#3 seed) W 71-58
 vs. Arkansas (#9 seed) L 72-77

1999 (EAST Region, #3 Seed)

First & Second Rounds • Durham, N.C.
 vs. Holy Cross (#14 seed) W 79-51
 vs. St. Joseph's (#11 seed) W 66-60

EAST Regional • Greensboro, N.C.

vs. #5/5 Old Dominion (#2 seed) W 76-63
 vs. #2/2 Tennessee (#1 seed) W 69-63

Final Four • San Jose, Calif.

vs. #12/12 Georgia (#3 seed) W 81-69

National Championship • San Jose, Calif.

vs. #1/1 Purdue (#1 seed) L 45-62

2000 (EAST Region, #2 Seed)

First & Second Rounds • Durham, N.C.
 vs. Campbell (#15 seed) W 71-42
 vs. Western Kentucky (#10 seed) W 90-70

EAST Regional • Richmond, Va.

vs. #15/12 Louisiana State (#3 seed) L 66-79

2001 (West Region, #1 Seed)

First & Second Rounds • Durham, N.C.
 vs. Univ. of Wisc.-Milw. (#16 seed) W 96-63
 vs. Arkansas (#9 seed) W 75-54

West Regional • Spokane, Wash.

vs. #15/15 SW Missouri St. (#5 seed) L 71-81

2002 (EAST Region, #1 Seed)

First & Second Rounds • Durham, N.C.
 Norfolk State (#16 seed) W 95-48
 #-/25 TCU (#8 seed) W 76-66

EAST Regional • Raleigh, N.C.

vs. #14/14 Texas (#4 seed) W 62-46
 vs. #13/13 South Carolina (#3 seed) W 77-68

Final Four • San Antonio, Texas

vs. #2 Oklahoma (#1 seed) L 71-86

2003 (Midwest Region, #1 Seed)

First & Second Rounds • Raleigh, N.C.
 vs. Georgia State (#16 seed) W 66-48
 vs. Utah (#8 seed) W 65-54

Midwest Regional • Albuquerque, N.M.

vs. #19/20 Georgia (#5 seed) W 66-63
 vs. #7/8 Texas Tech (#2 seed) W 57-51

Final Four • Atlanta, Ga.

vs. #4 Tennessee (#1 seed) L 56-66

2004 (Midwest Region, #1 Seed)

First & Second Rounds • Durham, N.C.
 vs. Northwestern State (#16 seed) W 103-51
 vs. Marquette (#9 seed) W 76-67

Midwest Regional • Norfolk, Va.

vs. #7/5 Louisiana Tech (#5 seed) W 63-49
 vs. #24/22 Minnesota (#7 seed) L 77-82

2005 (Chattanooga Regional, #2 Seed)

First Round • Chapel Hill, N.C.
 vs. Canisius (#15 seed) W 80-48
 vs. #25/-- Boston College (#7 seed) W 70-65

Chattanooga Region • Chattanooga, Tenn.

vs. #20/20 Georgia (#6 seed) W 63-57
 vs. #2/4 Louisiana State (#1 seed) L 49-59

2006 (Bridgeport Regional, #1 Seed)

First & Second Rounds • Norfolk, Va.
 vs. Southern (#16 seed) W 96-27
 vs. Southern California (#8 seed) W 85-51

Bridgeport Region • Bridgeport, Conn.

vs. #16/17 Michigan State (#4 Seed) W 86-61
 vs. #8/7 Connecticut (#2 Seed) W 63-61

Final Four • Boston, Mass.

vs. #5/5 LSU (#1 Seed) W 64-45
 vs. #3/3 Maryland (OT) (#2 Seed) L 75-78

2007 (Greensboro Regional, #1 Seed)

First & Second Rounds • Raleigh, N.C.
 vs. Holy Cross (#16 Seed) W 81-44
 vs. Temple (#8 Seed) W 62-52

Greensboro Region • Greensboro, N.C.

vs. #15/18 Rutgers (#4 Seed) L 52-53

2008 (Oklahoma City Regional, #3 Seed)

First & Second Rounds • College Park, Md.
 vs. Murray State (#14 Seed) W 78-57
 vs. Arizona State (#6 Seed) W 67-59

Oklahoma City Region • Oklahoma City, Okla.

vs. #8/9 Texas A&M (#2 Seed) L 63-77

2009 (Berkeley, #1 Seed)

First & Second Rounds • EAST Lansing, Mich.
 vs. Austin Peay (#16 Seed) W 83-42
 at Michigan State (#9 Seed) L 49-63

2010 (Memphis, #2 Seed)

First & Second Rounds • Durham, N.C.
 vs. Hampton (#15 Seed) W 72-37
 vs. #21/-- LSU (#7 Seed) W 60-52

Memphis Region • Memphis, Tenn.

vs. San Diego State (#11 Seed) W 66-58
 vs. #14/18 Baylor (#4 Seed) L 48-51

NCAA Tournament Tidbits

• The Basics...Duke has made 16 consecutive and 17 overall trips to the NCAA Tournament. The Blue Devils made their first appearance in 1987 and since 1995 have advanced to the "Big Dance" each year. Duke now owns an all-time record of 43-17 in NCAA Tournament play and is 44-18 in all postseason action, including the NCAA & WNIT. The Blue Devils have hosted NCAA Tournament games nine times out of 17 appearances.

• The History...Each time Duke has been in the NCAA Tournament, it has won at least one game. The Blue Devils have advanced to at least the Sweet 16 in 12 out of the past 13 years, advanced to the Elite Eight in nine of the last 14 years and to the Final Four three out of the last nine seasons. Duke advanced to the Elite Eight in 1998, the National Championship game in 1999, the NCAA Final Four in 2002 and 2003, the Elite Eight in 2004 and 2005, the National Championship game in 2006 and the Elite Eight in 2010. The Blue Devils own a 37-12 record in their last 49 NCAA Tournament games.

• The Seedings...The last 14 seasons, Duke has been no lower than a No. 5 seed. From 2001 through 2004 and in 2006, 2007 and 2009, Duke was a No. 1 seed. The Blue Devils were a No. 2 seed in 1998, 2000, 2005 and 2010. Duke was a No. 3 in 2008. The seven No. 1 seeds for the Blue Devils since 2001 leads the NCAA.

All-Time Appearances 17

All-Time Record 43-17 (.717)

Best Finish National Final
 1999 & 2006

Overtime Games 1-2

IN-SEASON TOURNAMENT RESULTS

2010-11 WOMEN'S BASKETBALL MEDIA GUIDE

<p>ACC Big Four Classic 1996-97 (Greensboro, N.C.) Dec. 28 Rutgers W, 74-36 Dec. 29 George Wash. L, 48-54</p>	<p>DowneAST Auto Classic 1988-89 (Bangor, Maine) Nov. 25 EASTern Wash. W, 79-57 Nov. 26 San Diego W, 64-56</p>	<p>ESPNU Invitational 2007-08 (Tampa, Fla.) Nov. 15 South Florida W, 89-52</p>	<p>1995-96 (Durham, N.C.) Nov. 15 VCU W, 93-51</p>	<p>Women's Sports Foundation Classic 2000-01 (Albuquerque, N.M.) Nov. 10 UCLA W, 80-52 Nov. 11 LSU W, 56-45</p>
<p>1995-96 (Greensboro, N.C.) Dec. 29 Kentucky W, 73-54 Dec. 30 Syracuse W, 84-40</p>	<p>Duke Classic 2005-06 (Durham, N.C.) Nov. 25 Arkansas State W, 110-56 Nov. 27 Auburn W, 69-37</p>	<p>Felpausch/MSU Holiday Classic 1990-91 (Lansing, Mich.) Nov. 24 Louisville L, 66-73 Nov. 25 Georgetown W, 80-68</p>	<p>1995-96 (College Station, Texas) Nov. 17 Texas A&M L, 73-83</p>	<p>* Denotes overtime game</p>
<p>ACC/SEC Challenge 2001-02 (Atlanta, Ga.) Dec. 27 Tennessee L, 68-89</p>	<p>2003-04 (Durham, N.C.) Nov. 29 Stephen F. Austin W, 119-53 Nov. 30 Auburn W, 66-57</p>	<p>Fun in the Sun Shootout 2000-01 (Cancun, Mexico) Dec. 17 Arkansas State W, 69-45 Dec. 19 Oral Roberts W, 62-51</p>	<p>San Juan Shootout 1997-98 (San Juan, Puerto Rico) Nov. 28 Detroit W, 87-65 Nov. 29 Southern Illinois W, 76-54 Nov. 30 Illinois L, 65-77</p>	
<p>Auburn Holiday Classic 2004-05 (Auburn, Ala.) Dec. 29 Rhode Island W, 89-63 Dec. 31 Auburn W, 80-61</p>	<p>2002-03 (Durham, N.C.) Dec. 6 Howard W, 128-53 Dec. 8 St. Joseph's W, 82-48</p>	<p>Harvard Invitational 1991-92 (Cambridge, Mass.) Nov. 30 Fairfield W, 75-68 Dec. 1 Harvard W, 86-63</p>	<p>Seattle Times Husky Classic 1992-93 (Seattle, Wash.) Dec. 27 Drake W, 71-58 Dec. 28 Washington L, 48-72</p>	
<p>Blackbuster Classic 2004-05 (Indianapolis, Ind.) Dec. 18 Purdue W, 66-48</p>	<p>2001-02 (Durham, N.C.) Nov. 24 Davidson W, 107-58 Nov. 25 South Carolina L, 81-87*</p>	<p>Jimmy V Women's Basketball Classic 2006-07 (Piscataway, N.J.) Dec. 4 Rutgers W, 85-45</p>	<p>South Padre Shootout 2002-03 (South Padre Island, Texas) Dec. 27 Detroit Mercy W, 92-52 Dec. 29 Iowa State W, 88-59</p>	
<p>Blue Sky Classic 2006-07 (Hanover, N.H.) Dec. 29 Dartmouth W, 77-40 Dec. 30 Boston University W, 72-42</p>	<p>2000-01 (Durham, N.C.) Nov. 25 Duquesne W, 97-66 Nov. 26 Toledo W, 71-41</p>	<p>2003-04 (Raleigh, N.C.) Nov. 23 Purdue W, 93-63</p>	<p>St. Joseph's Tournament 1994-95 (Philadelphia, Pa.) Dec. 28 James Madison W, 75-63 Dec. 29 St. Joseph's W, 67-64</p>	
<p>Boilermaker Classic 1992-92 (West Lafayette, Ind.) Dec. 28 Purdue L, 58-74 Dec. 29 Kent State W, 84-79</p>	<p>1999-00 (Durham, N.C.) Nov. 27 Florida A&M W, 93-38 Nov. 28 Penn State W, 63-49</p>	<p>2002-03 (Raleigh, N.C.) Nov. 24 Tennessee W, 76-55</p>	<p>State Farm Tip-Off Classic 2003-04 (West Lafayette, Ind.) Nov. 16 Texas L, 77-85</p>	
<p>Bowling Green Bank 1989-90 (Bowling Green, Ky.) Nov. 25 Illinois L, 63-68 Nov. 26 St. John's W, 95-63</p>	<p>1998-99 (Durham, N.C.) Nov. 28 Villanova W, 75-47 Nov. 29 Marquette W, 91-60</p>	<p>Junkanoo Jam 2004-05 (Grand Bahamas Island, Bahamas) Nov. 26 Stephen F. Austin W, 84-29 Nov. 27 Kansas State W, 63-51</p>	<p>2001-02 (Durham, N.C.) Nov. 11 Texas Tech W, 85-69</p>	
<p>Cahill Invitational 1986-87 (Jamaica, N.Y.) Dec. 29 St. John's W, 80-63 Dec. 30 Kentucky W, 68-63</p>	<p>1997-98 (Durham, N.C.) Dec. 6 Ohio W, 99-59 Dec. 7 Michigan W, 64-63</p>	<p>Lady Friar Classic 1987-88 (Providence, R.I.) Dec. 5 Southern Cal. W, 78-75 Dec. 6 Providence W, 87-75</p>	<p>State Farm Classic 1997-98 (Gainesville, Fla.) Dec. 28 Kent State W, 69-57 Dec. 29 Florida L, 63-70</p>	
<p>Caribbean Challenge 2009-10 (Cancun, Mexico) Nov. 26 Western Kentucky W, 70-47 Nov. 27 Marquette W, 74-43</p>	<p>1996-97 (Durham, N.C.) Nov. 30 Illinois State W, 85-58 Dec. 1 St. Joseph's W, 63-46</p>	<p>LMU Marina del Rey Marriott Classic 2003-04 (Los Angeles, Calif.) Dec. 28 Hampton W, 90-59</p>	<p>Surf 'N Slam Classic 2005-06 (San Diego, Calif.) Dec. 28 St. John's W, 105-57 Dec. 30 San Diego W, 119-52</p>	
<p>2006-07 (Cancun, Mexico) Dec. 19 Bowling Green W, 55-46 Dec. 20 SMU W, 75-45 Dec. 21 Pittsburgh W, 72-51</p>	<p>1994-95 (Durham, N.C.) Dec. 3 Wisconsin-Milwaukee W, 104-34 Dec. 4 Indiana State W, 100-66</p>	<p>Maggie Dixon Classic 2007-08 (New York, N.Y.) Dec. 8 Pittsburgh W, 51-49</p>	<p>Sun Splash Shootout 1999-00 (Nassau, The Bahamas) Dec. 20 Sacramento State W, 81-45 Dec. 21 Liberty W, 66-45</p>	
<p>Central Fidelity Invitational 1996-97 (Richmond, Va.) Dec. 7 Old Dominion L, 77-89 Dec. 8 Richmond W, 89-60</p>	<p>1993-94 (Durham, N.C.) Dec. 4 American W, 104-71 Dec. 5 Miami (Ohio) W, 98-54</p>	<p>Nike Four in the Fall 1998-99 (San Jose, Calif.) Nov. 13 Connecticut L, 74-104 Nov. 14 Stanford W, 77-57</p>	<p>Texaco-Havoline Christmas Classic 1985-86 (Villanova, Pa.) Dec. 27 Washington L, 71-83 Dec. 28 Cheyney W, 100-56</p>	
<p>Coca Cola Jowers Jamboree 1990-91 (San Marcos, Texas) Dec. 7 San Antonio W, 71-68 Dec. 8 SW Texas State W, 68-57</p>	<p>1992-93 (Durham, N.C.) Dec. 4 NortheASTern W, 64-53 Dec. 5 Virginia Tech W, 85-63</p>	<p>Oakland Tribune Classic 1993-94 (Berkeley, Calif.) Dec. 20 Detroit Mercy W, 94-82 Dec. 21 California L, 66-72</p>	<p>Tip-Off Classic 1987-88 (San Jose, Calif.) Dec. 29 San Jose State W, 86-47 Dec. 30 Purdue W, 76-71</p>	
<p>DePaul Invitational 2008-09 (Chicago, Ill.) Nov. 21 Hartford L, 51-53 Nov. 22 Southern W, 93-52</p>	<p>1991-92 (Durham, N.C.) Dec. 6 Yale W, 60-55 Dec. 7 Seton Hall L, 60-67</p>	<p>Old Dominion Tournament 1994-95 (Norfolk, Va.) Nov. 26 Montana W, 89-49 Nov. 27 Old Dominion L, 59-64</p>	<p>Univ. of New Orleans Tournament 1995-96 (New Orleans, La.) Nov. 24 Pepperdine W, 108-70 Nov. 25 Mississippi State W, 72-67</p>	
<p>1986-87 (Chicago, Ill.) Nov. 28 Florida W, 76-74 Nov. 29 DePaul L, 72-78</p>	<p>1989-90 (Durham, N.C.) Dec. 1 New Hampshire W, 82-47 Dec. 2 Boston College W, 85-64</p>	<p>Paradise Jam 2007-08 (St. Thomas, USVI) Nov. 22 Purdue W, 53-41 Nov. 23 Temple W, 64-53 Nov. 25 Connecticut L, 48-74</p>	<p>USF Holiday Classic 1990-91 (Tampa, Fla.) Dec. 21 South Alabama W, 76-70 Dec. 22 South Florida W, 78-62</p>	
<p>Dial Classic 1983-84 (Miami, Fla.) Dec. 29 Providence L, 64-65 Dec. 30 Seton Hall L, 67-74</p>	<p>1988-89 (Durham, N.C.) Dec. 2 Cleveland State W, 100-60 Dec. 3 James Madison W, 80-79</p>	<p>2002-03 (St. Thomas, USVI) Nov. 28 Hampton W, 71-34 Nov. 29 Old Dominion W, 65-52 Nov. 30 Arkansas W, 74-72*</p>	<p>1984-85 (Tampa, Fla.) Dec. 20 Georgetown W, 84-49 Dec. 21 Georgia Southern W, 71-65</p>	
<p>Disney Honda Elite 4 Classic 2001-02 (Orlando, Fla.) Dec. 2 Louisiana Tech W, 76-64</p>	<p>Duke/Wake Forest Classic 1984-85 (Winston-Salem, N.C.) Nov. 23 Furman W, 103-66 Nov. 24 William & Mary W, 86-48</p>	<p>Preseason WNIT 2004-05 (Durham, N.C.) Nov. 12 Davidson W, 89-69 Nov. 14 South Florida W, 82-50</p>	<p>VCU Classic 1988-89 (Richmond, Va.) Dec. 9 Connecticut W, 83-69 Dec. 10 VCU W, 83-76</p>	
<p>1998-99 (Orlando, Fla.) Dec. 6 Tennessee L, 60-74</p>	<p>EASTern Kentucky Tournament 1983-84 (Richmond, Va.) Dec. 2 Toledo W, 66-59 Dec. 3 EASTern Kentucky L, 44-46</p>	<p>2004-05 (Notre Dame, Ind.) Nov. 17 Notre Dame L, 65-76</p>	<p>Wagner Christmas Tournament 1989-90 (Staten Island, N.Y.) Dec. 25 Wagner W, 66-56 Dec. 28 Hofstra W, 86-48</p>	
		<p>1999-00 (Durham, N.C.) Nov. 15 UNC Greensboro W, 72-47 Nov. 17 Boston College L, 70-77</p>	<p>Women of Troy Classic 2008-09 (Los Angeles, Calif.) Dec. 19 Southern Cal. W, 97-89* Dec. 20 Siena W, 86-41</p>	

Duke Week-by-Week in the Associated Press Poll

Season	PS	1	2	3	4	5	6	7	8	9	10	11	12	13	14	15	16	17	18	19	Dates
1985-86	-	-	-	-	-	-	-	-	20	18	18	17	20	18	-	-	-	-	-	-	Nov. 12 - March 9
1986-87	-	-	-	-	-	-	-	-	-	-	-	-	-	-	-	-	-	-	-	-	Nov. 18 - March 10
1987-88	19	18	14	13	10	10	9	11	13	17	17	-	-	-	-	-	-	-	-	-	Nov. 23 - March 14
1988-89	-	-	-	20	19	-	20	-	-	-	-	-	-	-	-	-	-	-	-	-	Nov. 21 - March 13
1989-90	-	-	-	-	-	-	-	-	-	-	-	-	-	-	-	-	-	-	-	-	Nov. 20 - March 12
1990-91	-	-	-	-	-	-	-	-	-	-	-	-	-	-	-	-	-	-	-	-	Nov. 27 - March 13
1991-92	-	-	-	-	-	-	-	-	-	-	-	-	-	-	-	-	-	-	-	-	Nov. 27 - March 12
1992-93	-	-	-	-	-	-	-	-	-	-	-	-	-	-	-	-	-	-	-	-	Nov. 24 - March 16
1993-94	-	-	-	-	-	-	-	-	-	-	-	-	-	-	-	-	-	-	-	-	Nov. 16 - March 15
1994-95	-	-	-	-	-	-	-	-	-	-	25	21	14	21	22	19	22	21	20	-	Nov. 13 - March 14
1995-96	17	22	19	17	16	16	16	15	16	13	12	12	14	14	12	12	13	13	-	-	Nov. 14 - March 11
1996-97	16	17	16	15	17	15	13	16	14	19	24	22	20	18	22	25	25	-	-	-	Nov. 12 - March 10
1997-98	19	19	15	15	11	17	23	23	25	25	24	13	14	13	11	8	8	8	-	-	Nov. 7 - March 9
1998-99	4	6	20	16	16	17	16	17	13	12	11	9	9	7	8	8	10	10	-	-	Nov. 6 - March 8
1999-00	21	22	-	22	20	18	17	15	14	11	9	9	12	14	14	9	12	11	10	-	Nov. 9 - March 13
2000-01	5	3	3	3	3	7	6	6	5	5	5	4	4	4	4	7	4	5	5	-	Nov. 7 - March 12
2001-02	5	5	9	14	11	8	9	9	11	7	6	5	5	5	5	4	3	3	-	-	Nov. 12 - March 11
2002-03	1	1	1	1	1	1	1	1	1	1	1	2	2	2	2	2	2	2	-	-	Nov. 18 - March 17
2003-04	2	4	4	4	3	3	4	4	1	1	2	2	4	4	3	2	2	1	1	-	Nov. 17 - March 15
2004-05	6	6	10	10	3	3	3	2	2	1	1	3	3	3	2	6	5	7	-	-	Nov. 15 - March 14
2005-06	1	1	1	2	2	2	2	2	2	2	2	2	2	1	1	2	4	4	-	-	Nov. 21 - March 13
2006-07	6	6	5	5	4	4	4	3	3	3	1	1	1	1	1	1	1	1	1	-	Nov. 6 - March 12
2007-08	10	10	9	11	17	15	14	13	12	12	10	10	9	11	12	12	12	12	10	9	Nov. 12 - March 18
2008-09	8	6	12	12	11	8	6	6	5	4	4	3	4	4	7	10	8	6	-	-	Nov. 17 - March 9
2009-10	6	11	10	11	7	7	8	8	9	7	6	7	6	8	8	6	9	7	6	-	Nov. 16 - March 15

Duke Week-by-Week in the USA Today Coaches Poll

Season	PS	1	2	3	4	5	6	7	8	9	10	11	12	13	14	15	16	17	18	19	20	
1984-85	-	-	-	-	-	-	-	-	-	-	-	-	-	-	-	-	-	-	-	-	-	-
1985-86	-	-	-	-	-	-	-	-	-	23	25	-	21	25	-	-	-	-	-	-	-	-
1986-87	-	-	-	-	-	-	-	-	-	-	-	-	-	-	-	-	-	-	-	-	-	-
1987-88	18	16	13	13	9	9	8	11	9	17	19	-	-	-	-	-	-	-	-	-	-	-
1988-89	19	21	21	23	24	-	-	25	-	-	-	-	-	-	-	-	-	-	-	-	-	-
1989-90	-	-	-	-	-	-	-	-	-	-	-	-	-	-	-	-	-	-	-	-	-	-
1990-91	-	-	-	-	-	-	-	-	-	-	-	-	-	-	-	-	-	-	-	-	-	-
1991-92	-	-	-	-	-	-	-	-	-	-	-	-	-	-	-	-	-	-	-	-	-	-
1992-93	-	-	-	-	-	-	-	-	-	-	-	-	-	-	-	-	-	-	-	-	-	-
1993-94	-	-	-	-	-	-	-	-	-	-	-	-	-	-	-	-	-	-	-	-	-	-
1994-95	-	-	-	-	-	-	-	-	-	-	21	25	25	22	25	22	17	-	-	-	-	-
1995-96	16	19	20	17	18	18	16	14	16	16	13	11	13	13	12	12	13	13	19	-	-	
1996-97	18	18	17	16	16	14	13	17	14	18	20	21	20	17	19	22	24	-	-	-	-	-
1997-98	19	16	17	14	18	22	22	23	20	23	15	16	14	13	10	9	9	7	-	-	-	-
1998-99	4	15	16	15	19	20	19	17	16	15	13	11	7	9	9	10	11	2	-	-	-	-
1999-00	22	25	19	18	15	15	11	10	8	8	9	10	12	12	8	10	9	7	11	-	-	-
2000-01	4	3	3	3	5	5	5	5	5	4	4	4	4	6	4	5	5	8	-	-	-	-
2001-02	4	4	7	12	9	8	9	9	10	7	6	6	5	5	5	4	3	3	4	-	-	-
2002-03	1	1	1	1	1	1	1	1	1	1	1	2	2	2	2	2	2	1	4	-	-	-
2003-04	2	4	4	4	4	4	4	4	2	2	1	2	2	4	4	3	2	1	1	5	-	-
2004-05	6	6	9	9	3	3	3	2	2	1	4	4	4	4	3	6	8	8	8	-	-	-
2005-06	2	2	2	2	2	2	2	2	2	2	1	2	2	1	1	2	4	4	2	-	-	-
2006-07	6	5	5	5	4	4	4	3	3	3	1	1	1	1	1	1	1	1	6	-	-	-
2007-08	9	9	8	10	15	15	15	14	13	13	12	10	11	12	12	11	11	11	10	10	9	-
2008-09	8	5	13	14	12	12	11	11	10	10	8	6	8	10	8	11	10	8	14	-	-	-
2009-10	6	12	12	12	10	8	8	9	9	7	7	7	6	7	7	6	8	6	6	6	-	-

Year	AP	Coaches
1995	20	17
1996	13	19
1998	8	7
1999	10	2
2000	10	11
2001	5	8
2002	3	4
2003	2	4
2004	1	5
2005	7	8
2006	4	2
2007	1	6
2008	9	9
2009	6	14
2010	6	6

Team	Weeks
Duke	188
North Carolina	188
Maryland	180
Virginia	154
N.C. State	128
Miami	7
Florida State	6
Clemson	2
Virginia Tech	2
Boston College	0
Wake Forest	0
Georgia Tech	0

Team	Weeks
Duke	197
North Carolina	185
Virginia	149
Maryland	112
N.C. State	66
Florida State	11
Miami	8
Clemson	5
Virginia Tech	0
Boston College	0
Wake Forest	0
Georgia Tech	0

WNBA All-Star Selections

Alana Beard	2009, 2007, 2006, 2005
Monique Currie	2010
Lindsey Harding	2010

Duke's WNBA Draft Picks

Year	Player	Team	Round (Pick)
2010	Joy Cheek	Indiana Fever	3rd (35)
2009	Chante Black	Connecticut Sun	1st (9)
2009	Abby Waner	New York Liberty	2nd (21)
2008	Wanisha Smith	New York Liberty	2nd (27)
2007	Lindsey Harding	Phoenix Mercury	1st (1)
2007	Alison Bales	Indiana Fever	1st (9)
2006	Monique Currie	Charlotte Sting	1st (3)
2006	Mistie Bass	Phoenix Mercury	2nd (21)
2006	Jessica Foley	Indiana Fever	3rd (38)
2004	Alana Beard	Washington Mystics	1st (2)
2004	Iciss Tillis	Detroit Shock	1st (11)
2001	Georgia Schweitzer	Miami Sol	2nd (21)
2000	Peppi Browne	Charlotte Sting	3rd (43)
1999	Michele VanGorp	New York Liberty	2nd (18)

Duke's ABL Draft Picks

Year	Player	Team	Round (Pick)
1997	Kira Orr	Seattle Reign	4th Round

Duke on the WNBA Rosters**Alison Bales**

Indiana	2007-08
Atlanta	2008, 2010

Mistie Bass

Houston	2006-08
Chicago	2009-10

Alana Beard

Washington	2004-10
------------	---------

Chante Black

Connecticut	2009
Tulsa	2010

Peppi Browne

Charlotte	2000
-----------	------

Joy Cheek

Indiana	2010
---------	------

Monique Currie

Charlotte	2006
Chicago	2007
Washington	2007-10

Jessica Foley

Indiana	2006
---------	------

Lindsey Harding

Phoenix	2007 [^]
Minnesota	2007-08
Washington	2009-10

Georgia Schweitzer

Minnesota	2001-03
-----------	---------

Wanisha Smith

New York	2008
----------	------

Iciss Tillis

Detroit	2004
New York	2006
Los Angeles	2007
Detroit	2007

Michele VanGorp

New York	1999
Portland	2000
Minnesota	2001

Abby Waner

New York	2009
----------	------

[^] - Drafted by Phoenix and traded to Minnesota on draft day

Duke and USA Basketball have developed an excellent relationship over the years as many Blue Devils have had the privilege to wear USA on their jerseys.

Olympic Team

Gail Goestenkors (2004) - Assistant Coach - Gold Medal

Senior National Team Pool

Alana Beard (Current Member)
Lindsey Harding (Current Member)

Senior National Team

Alana Beard (2007)
Lindsey Harding (2007)

USA Select Team

Jasmine Thomas (2010)

World Championship Team

Gail Goestenkors (2002) - Assistant Coach - Gold Medal
Gail Goestenkors (2006) - Assistant Coach - Bronze Medal
Alana Beard (2006) - Bronze Medal

World University Games Team

Monique Currie (2005) - Gold Medal
**Prior to the 2005 event, it was referred to as the Junior World Championship

U21 World Championship Team

Joanne P. McCallie (2007) - Head Coach - Gold Medal
Abby Waner (2007) - Gold Medal

U20 National Team

Joanne P. McCallie (2006) - Head Coach - Gold Medal

U19 World Championship Team

Jasmine Thomas (2007) - Gold Medal
Krystal Thomas (2007) - Gold Medal
Gail Goestenkors (2005) - Head Coach - Gold Medal
Abby Waner (2005) - Gold Medal

Junior Young Women National Team

Alana Beard (2003) - Gold Medal

Pan Am Team

Iceiss Tillis (2003) - Silver Medal

USA World Youth Games Team

Sheana Mosch (1998)
Iceiss Tillis (1998)

Junior World Championship Team

Alana Beard - Gold Medal in 2000 & Bronze in 2001
Monique Currie (2001) - Bronze Medal
Wynter Whitley (2001) - Bronze Medal
**The 2000 team was the World Championship Qualifying team

R. William Jones Cup

Peppi Browne (1998) - Gold Medal
Gail Goestenkors (1997) - Head Coach - Silver Medal
Tyish Hall (1997) - Silver Medal
Katie Meier (1990) - Bronze Medal
Kira Orr (1997) - Silver Medal
Michele VanGorp (1997) - Silver Medal
Debbie Leonard (1988) - Assistant Coach - Silver Medal

U.S. Olympic Festival

Chris Moreland (1986-EAST)
Kira Orr (1995-EAST & 1994-South)
Debbie Leonard (1987) - Assistant Coach

French Basketball

Allison Vernerey French National Team - 2009
U19 World Championship - 2009
U18 European Championship - 2008
U16 European Championship - 2006

Australia Basketball

Jessica Foley Senior National Team - "Rice Attack" Opals
World University Games - 2007, 2005
Junior World Championship - 2003, 2001

Overseas Players PAST & Present

Alison Bales	Turkey, Russia, France
Mistie Bass	Israel, Italy, France
Alana Beard	Poland, Korea, Australia
Payton Black	Germany, Israel
Joanne Boyle	Luxembourg/Germany
Joy Cheek	Poland
Monique Currie	Israel, Poland, Russia, Turkey
Ali Day	France, Greece
Nicole Erickson	France
Jessica Foley	Australia
Carrem Gay	Israel
Tye Hall	France
Lindsey Harding	Russia
Sue Harnett	Belgium
Janee Hayes	Finland
Hilary Howard	Sweden
Carey Kauffman	Spain
Ellen Langhi	Luxembourg
Celeste Lavoie	Germany
Barb Krause	Germany
Nicole Johnson	Germany
Katie Meier	Belgium
Bridgette Mitchell	France
Chris Moreland	France
Sheana Mosch	France, Turkey, Russia
Rochelle Parent	Luxembourg
Jen Scanlon	Sweden
Sarah Sullivan	Australia
Iceiss Tillis	Korea, Russia, France
Michele VanGorp	France, Greece, Italy
Lisa Warren	France
Missy West	Germany
Wynter Whitley	Switzerland, Turkey

The Record Book

Team Records	82
Individual Records	83
Single Game Recods.....	84
Season Records	85
Career Records	86-87
Freshman Records.....	88
Cameron Indoor Stadium Records	89
Cameron Indoor Stadium Year-by-Year.....	90
Cameron Indoor Stadium Attendance	90
1,000 Point Scorers	93-96
Year-by-Year Leaders.....	97
All-Time Player Statistics.....	98-111

High/Low Scoring Affairs

Most Points Scored in First Half by Duke

65 vs. N.C. Central, 12-28-09

Most Points Scored in Second Half by Duke

70 vs. Stephen F. Austin, 11-29-03

In a Half by Opponent

63 at Clemson, 1-9-80

In a Game by Opponent

125 at N.C. State, 1-19-78

In a Game by Both Teams

241 vs. Alabama, 3-19-95

In a Losing Effort by Duke

120 vs. Alabama, 3-19-95

In a Winning Effort by Duke

128 vs. Howard, 12-6-02

Largest Margin of Victory

89 (117-28) vs. N.C. Central, 12-28-09

Fewest Points Scored in a Game by Duke

31 vs. EAST Carolina, 1-20-76

Fewest Points Allowed in a Game by Duke

24 vs. Ball State, 12-19-05

Points

Game 128 vs. Howard, 12-6-02
Season 3,009 (35 games), 2005-06

Field Goals Made

Game 51 vs. Howard, 12-6-02
Season 1,125 (35 games), 2005-06

Field Goals Attempted

Game 97 vs. Morgan State, 11-26-93
Season 2,354 (37 games), 2002-03

Field Goal Percentage

Game 68.2 (45-66) vs. Arkansas St., 11-26-05
Season 49.8 (35 games), 2005-06

Three-Pointers Made

Game 13 - three times - most recent at San Diego, 12-30-05
Season 213 (36 games), 1998-99

Three-Pointers Attempted

Game 30 at Illinois, 3-16-97
30 vs. Georgia Tech, 1-17-05
Season 574 (37 games), 2002-03

Three-Point Field Goal Percentage

Game 1.000 (4-4) vs. New Hampshire, 12-1-89
Season 40.6 (28 games), 1988-89

Free Throws Made

Game 40 vs. Cheyney State, 12-28-85
Season 580 (37 games), 2002-03

Free Throws Attempted

Game 49 vs. Cheyney State, 12-28-85
Season 818 (30 games), 1985-86

Free Throw Percentage

Game 1.000 (15-15) at Dartmouth, 12-29-06
Season 76.0 (35 games), 2001-02

Rebounds

Game 68 vs. Catawba, 1-10-79
Season 1,563 (36 games), 2004-05

Assists

Game 36 at San Diego, 12-30-05
Season 717 (35 games), 2005-06

Steals

Game 28 vs. UNC Greensboro, 11-18-07
Season 480 (36 games), 2009-10

Blocked Shots

Game 16 at Ball State, 12-20-04*
Season 267 (36 games), 2004-05^
267 (35 games), 2005-06^

Miscellaneous Season Records

Most Games Played 37, 2002-03
Most Wins 35, 2002-03*
Most Losses 19, 1977-78
Best W/L Percentage946, 2002-03
Most ACC Wins 16, 2001-02 & 2002-03+
Most ACC Losses 13, 1992-93
Fewest ACC Wins..... 2, 1981-82 & 88-89
Fewest ACC Losses 0, 2001-02, 2002-03, 2006-07+
Best ACC W/L Percentage ..1.000 (16-0), 2001-02 & 2002-03, 14-0 in 2006-07+
Most Consecutive Season Wins..... 30, 2006-07
Most Consecutive Season Losses 14, 1975-76
Most Consecutive ACC Wins..... 19, 2001-02 & 2002-03+
Most Consecutive ACC Losses 10, 1988-89
Most Consecutive Home Wins 15, 1998-99
Most Consecutive Away Wins 12, 2001-02
Most Consecutive Home Losses 9, 1977-78
Most Consecutive Away Losses 7, 1977-78
Largest Average Winning Margin 27.7 (86.0 to 58.2), 2005-06
Largest Winning Margin in ACC Play +23.9 in 2003-04*
Largest Average Losing Margin..... -24.0 (69.6 to 45.6), 1975-76
Best Scoring Defense..... 51.4, 2006-07+
Fewest Points Scored..... 638 (14 games), 1975-76
Best Starts 30-0, 2006-07; 20-0, 2002-03 & 2005-06; 20-1, 2000-01
Undefeated Starts...30-0, 2006-07; 20-0, 2002-03 & 2005-06; 12-0, 1987-88
Best ACC Start 16-0, 2001-02 & 2002-03
Average Assists 20.5 in 2005-06
Average Blocks..... 7.6 in 2005-06
Most Combined Free Throws Made 52 at Miami, 2-19-06
Most Combined Free Throw Attempted 70 at Miami, 2-19-06
Most Combined 3-Point Field Goals Made..... 23 vs. Ga.Tech, 1-17-05, at San Diego, 12-30-05
Most Combined 3-Point Field Goal Attempts.... 52 vs. Ga.Tech, 1-17-05

Miscellaneous Game Records

Duke Records

Most First Half Points ...65 vs. Morgan State, 11-26-93 & Fairfield, 11-22-05
Most Second Half Points 70 vs. Stephen F. Austin, 11-29-03
Fewest First Half Points..... 12 at Virginia, 1-30-00
Fewest Second Half Points 15 at Maryland, 1-30-98
Highest First Half FG% 79.3% vs. Davidson, 11-24-01
Highest Second Half FG%..... 76.2% at SE Louis., 12-30-88
Lowest First Half FG%... 13.0% vs. Virginia, 2-19-97, vs. GW, 12-29-96
Lowest Second Half FG% 19.4% at Old Dominion, 11-27-94, at Virginia, 2-4-84
Most Double-Figure Scorers..... 9 vs. N.C. Central, 12-28-09

Opponent Records

Most First Half Points 62 at Clemson, 1-11-78
Most Second Half Points 63 at Clemson, 1-9-80
Fewest First Half Points..... 7 at Ball State, 12-20-04
Fewest Second Half Points 6 vs. Catawba, 1-10-79
Highest First Half FG%..... 78.2% vs. UNCW, 12-2-80
Highest Second Half FG%..... 78.6% vs. UNC, 2-23-87
Lowest First Half FG%... 9.1% vs. SFA, 11-26-04 & Ball State, 12-19-05
Lowest Second Half FG% 11.5% vs. Davidson, 2-12-79
Most Turnovers In A Game 45 vs. Morgan State, 11-26-93
Highest FG Percentage In A Game 68.3 vs. Maryland, 2-4-89
Lowest FG Percentage In A Game . 11.3 vs. Stephen F. Austin, 11-26-04

* ACC Record + Tied ACC Record ^ NCAA Record

Points

Game 43, Monique Currie at Miami, 2-19-06
 Season 813, Alana Beard, 2002-03
 Career 2,687, Alana Beard, 2001-04

Field Goals Made

Game 16, Alana Beard vs. Virginia, 1-9-03
 16, Sue Harnett vs. VCU, 12-10-88
 Season 294, Alana Beard, 2002-03
 Career 1,005, Alana Beard, 2001-04

Field Goals Attempted

Game 30, Alana Beard vs. Virginia, 1-9-03
 Season 558, Alana Beard, 2002-03
 Career 1,906, Alana Beard, 2001-04

Field Goal Percentage

Game 1.000 (12-12), Sheana Mosch vs. Clemson, 1-28-01
 1.000 (9-9), Tyish Hall vs. Okla. St., 3-16-95
 1.000 (9-9), Kathy Friend vs. UNC, 2-24-78
 Season 65.5, Tyish Hall, 1995-96
 Career 63.0, Tyish Hall, 1994-97

Three-Pointers Made

Game 7, Jessica Foley vs. Georgia Tech, 1-17-05
 7, Nicole Erickson vs. Clemson, 1-14-99
 Season 68, Abby Waner, 2006-07
 68, Jessica Foley, 2004-05
 Career 222, Abby Waner, 2006-09

Three-Pointers Attempted

Game 13, Kira Orr vs. Illinois, 3-16-97
 Season 191, Jessica Foley, 2004-05
 Career 691, Abby Waner, 2006-09

Three-Point Percentage

Game 1.000 (6-6), Nicole Erickson vs. ND, 11-22-97
 Season 53.9, Jenni Kraft, 1988-89
 Career 44.8, Laura Kurz, 2005-06

Free Throws Made

Game 15, Monique Currie at Miami, 2-19-06
 15, Nicole Johnson vs. WFU, 2-26-92
 Season 201, Alana Beard, 2002-03
 Career 582, Alana Beard, 2001-04*

Free Throws Attempted

Game 22, Tara McCarthy vs. UNC, 2-24-78
 Season 267, Chris Moreland, 1985-86
 Career 868, Chris Moreland, 1985-88

Free Throw Percentage

Game 1.000 (14-14), Monique Currie vs. UNC, 3-4-02
 Season 90.0, Jenni Kraft, 1988-89
 Career 88.0, Nicole Erickson, 1998-99

Rebounds

Game 24, Barb Krause vs. Catawba, 1-10-79

Season 354, Chris Moreland, 1985-86
 Career 1,229, Chris Moreland, 1985-88

Assists

Game 12, Jasmine Thomas vs. Marquette, 11-29-09
 12, Monique Currie vs. Ga. Tech, 2-7-04
 12, Katie Meier vs. N.C. State, 1-10-90
 12, Leigh Morgan at California, 12-27-88
 Season 170, Kira Orr, 1995-96
 Career 579, Lindsey Harding, 2003-07

Steals

Game 10, Abby Waner vs. Utah Valley, 12-18-07
 Season 114, Alana Beard, 2001-02
 Career 404, Alana Beard, 2001-04

Blocked Shots

Game 11, Sarah Sullivan vs. Richmond, 1-22-83
 Season 151, Alison Bales, 2006-07*
 Career 434, Alison Bales, 2004-07*

* Duke and ACC Records

Other Records**Most Minutes Played**

Season 1,164, Alana Beard, 2001-02
 Career 4,285, Alana Beard, 2001-04

Most Games Played

Season 37, seven tied in 2002-03
 Career 142, Mistie Williams, 2003-06

Most Games Started

Season 37, three tied in 2002-03
 Career 136, Alana Beard, 2001-04

Most Consecutive Free Throws Made

32, Nicole Erickson, Jan. 22, 1999 vs. UNC
 through March 20, 1999 vs. ODU

Most Points Scored In A Half (2nd)

29, Alana Beard vs. Maryland, 1-14-01

Most Points Scored In Overtime

15, Monique Currie at Miami, 2-19-06

Most Assists In A Half (1st)

11, Monique Currie vs. Ga. Tech, 2-7-04

Seeing Double**Double Figure Scoring Records**

Most in a Career
 127, Alana Beard, 2001-04

Most in a Season

36, Alana Beard, 2002-03

Most Consecutive

67, Chris Moreland, 12-19-85 through 1-19-88

Most Consecutive Games With 20 or More Points

11, Chris Moreland, 12-19-85 through 1-25-86

Double Figure Rebounding Records

Most in a Career
 74, Chris Moreland, 1985-88

Most in a Season

24, Chris Moreland, 1985-86 & 1987-88

Most Consecutive

15, Chris Moreland, 1/25/86-11/29/86

Seeing Triple**Triple-Doubles**

Jasmine Thomas vs. Marquette on 11-27-09
 11 points, 11 rebounds, 12 assists

Monique Currie vs. Florida State on 1-5-06
 21 points, 12 rebounds, 11 assists

Katie Meier vs. Manhattan on 3-11-87
 16 points, 11 rebounds, 10 assists

Points

- 43 Monique Currie at Miami, 2-19-06
- 41 Alana Beard at Virginia, 1-9-03
- 37 Ali Day vs. Alabama, 3-18-95
- 37 Sue Harnett at VCU, 12-10-88
- 36 Katie Meier at N.C. State, 2-3-87
- 35 Alana Beard vs. Maryland, 1-2-02
- 35 Michele VanGorp at Clemson, 2-14-99
- 35 Carey Kauffman vs. UNCA, 11-30-94
- 34 Chris Moreland vs. Radford, 1-4-86
- 34 Chris Moreland vs. NWS, 3-21-86
- 34 Chris Moreland vs. Indiana St., 12-30-85
- 33 Alana Beard at Maryland, 1-14-01
- 32 Kira Orr vs. N.C. State, 2-12-97
- 31 Monique Currie vs. Maryland, 2-13-06
- 31 Alana Beard at North Carolina, 2-14-04
- 31 Payton Black at Richmond 12-8-96
- 31 Ali Day vs. Florida State, 1-28-95
- 31 Chris Moreland vs. UNCW, 2-23-85
- 31 Stacy Hurd at Wake Forest, 12-8-80

Field Goals Made

- 16 Alana Beard vs. Virginia, 1-9-03
- 16 Sue Harnett vs. VCU, 12-10-88
- 15 Michele VanGorp vs. Clemson, 2-14-99
- 15 Katie Meier vs. N.C. State, 2-3-87
- 15 Alana Beard vs. Maryland, 1-2-02
- 14 Eight tied - most recent
- Tyish Hall vs. Georgia Tech, 1-17-96

Field Goals Attempted

- 30 Alana Beard vs. Virginia, 1-9-03
- 26 Iciss Tillis vs. Florida State, 1-26-03
- 26 Iciss Tillis at North Carolina, 1-20-03
- 25 Sue Harnett vs. VCU, 12-10-88
- 25 Stacy Hurd vs. Vanderbilt, 3-13-82
- 24 Alana Beard at Connecticut, 1-3-04
- 24 Alana Beard vs. Tennessee, 4-6-03
- 24 Chris Moreland vs. DePaul, 11-29-86
- 24 Tara McCarthy at UNC-Greens., 1-16-79

Field Goal Percentage

- 1.000 (12-12) Sheana Mosch vs. Clem., 1-28-01
- 1.000 (9-9) Tyish Hall vs. Okla. State, 3-16-95
- 1.000 (9-9) Kathy Friend vs. UNC, 2-24-78
- 1.000 (8-8) Payton Black vs. FSU, 12-6-95
- 1.000 (8-8) Tyish Hall vs. VCU, 11-15-95
- 1.000 (8-8) Alison Day vs. ECU, 1-5-94
- 1.000 (8-8) Stacy Hurd vs. Clemson, 1-29-83

Three-Pointers Made

- 7 Jessica Foley vs. Georgia Tech, 1-17-05
- 7 Nicole Erickson vs. Clemson, 1-14-99
- 6 Nine tied - most recent
- Abby Waner at Penn State, 12-2-07

Three-Point Field Goals Attempted

- 13 Kira Orr vs. Illinois, 3-16-97
- 12 Jessica Foley vs. Georgia Tech, 1-17-05
- 12 Nicole Erickson vs. Clemson, 1-14-99
- 12 Kira Orr vs. North Carolina, 1-18-97
- 12 Abby Waner vs. North Carolina, 2-9-09
- 11 Jessica Foley at UNC, 1-24-05
- 11 Vicki Krapohl vs. Clemson, 2-27-04
- 11 Missy West vs. W.Kentucky, 3-20-00
- 11 Krista Gingirch vs. GT, 2-11-00
- 10 Seven tied - most recent
- Abby Waner vs. Virginia, 3-2-07

Free Throws Made

- 15 Monique Currie at Miami, 2-19-06
- 15 Nicole Johnson vs. Wake Forest, 2-26-92
- 14 Georgia Schweitzer vs. WFU, 3-2-01
- 14 Tara McCarthy vs. North Carolina, 12-7-78
- 14 Monique Currie vs. UNC, 3-4-02
- 13 Six tied - most recent
- Alison Bales vs. Clemson, 2-25-07

Free Throws Attempted

- 22 Tara McCarthy vs. North Carolina, 2-24-78
- 20 Katie Meier vs. Virginia, 1-16-90
- 20 Tara McCarthy vs. North Carolina, 2-24-78
- 19 Chris Moreland vs. Howard, 11-30-87
- 19 Chris Moreland vs. Georgia Tech, 1-25-86
- 18 Nicole Johnson vs. Wake Forest, 2-26-92
- 18 Tara McCarthy vs. North Carolina, 12-7-78
- 17 Barb Krause vs. Colorado, 1-5-80
- 16 Monique Currie at Miami, 2-19-06
- 16 Monique Currie vs. Kansas St., 11-27-04
- 16 Georgia Schweitzer vs. WFU, 3-2-01
- 16 Katie Meier at Wake Forest, 1-24-90
- 16 Jennifer Chestnut vs. Clemson, 3-4-83

Free Throw Percentage

(Minimum 10 attempts)

- 1.000 (14-14) Monique Currie vs. UNC, 3-4-02
- 1.000 (13-13) Alison Bales vs. Clemson, 2-25-07
- 1.000 (13-13) Robin Baker at Ga. Tech, 1-26-91
- 1.000 (12-12) Nicole Erickson vs. UNC, 2-12-98
- 1.000 (11-11) Nicole Erickson vs. ODU, 3-20-99
- 1.000 (11-11) Lauren Rice vs. UConn, 11-13-98
- 1.000 (11-11) Chris Moreland vs. WTS., 3-20-86
- 1.000 (10-10) Kira Orr vs. N.C. State, 2-12-97
- 1.000 (10-10) Kristina Meiman vs. UWM, 12-3-94
- 1.000 (10-10) Jenni Kraft at UConn, 12-9-88

Rebounds

- 24 Barb Krause vs. Catawba, 1-10-79
- 23 Barb Krause vs. Georgia Tech, 1-13-79
- 20 Alana Beard vs. North Carolina, 3-10-03
- 20 Chris Moreland at UNC, 2-20-88
- 19 Carey Kauffman vs. UNCA, 11-30-94
- 19 Chris Moreland at George Mason, 11-30-85
- 19 Chris Moreland vs. Washington, 12-27-85
- 19 Chris Moreland vs. Ga. Tech, 1-15-88
- 19 Tracey Christopher at GT, 1-15-88
- 18 Liz Bulger vs. Davidson, 2-20-78
- 18 Sue Harnett at VCU, 12-10-88
- 18 Katie Meier vs. UNCC, 2-14-90

Assists

- 12 Monique Currie vs. Ga. Tech, 2-7-04
- 12 Katie Meier vs. N.C. State, 1-10-90
- 12 Leigh Morgan at California, 12-27-87
- 11 Monique Currie vs. Florida State, 1-5-06
- 11 Wanisha Smith at Old Dom., 11-20-05
- 11 Alana Beard at N.C. State, 3-1-04
- 11 Lindsey Harding at Maryland, 2-22-04
- 11 Patti Thomasson vs. ASU, 2-2-80
- 11 Leigh Morgan at SELA, 12-30-88
- 11 Leigh Morgan vs. Maryland, 1-14-89
- 11 Hilary Howard vs. Manhattan, 12-21-96
- 11 Hilary Howard vs. Georgia Tech, 1-27-97
- 11 Hilary Howard at UCLA, 12-28-98
- 11 Hilary Howard vs. Clemson, 1-14-99
- 11 Alana Beard vs. Louisiana Tech, 12-2-01

Steals

- 10 Abby Waner vs. Utah Valley, 12-18-07
- 9 Missy Anderson vs. Drake, 12-28-92
- 9 Kim Matthews vs. Davidson, 2-2-79
- 8 Lindsey Harding vs. Tennessee, 1-23-06
- 8 Peppi Browne vs. Georgia Tech, 1-4-98
- 8 Katie Meier vs. San Jose St., 12-29-87
- 8 Katie Meier vs. Howard, 11-30-87
- 8 Kim Matthews vs. Guilford, 12-4-78
- 8 Chante Black, vs. Quinnipiac, 12-28-08
- 7 Thirteen tied; most recent
- 7 Carrem Gay vs. Florida State, 1-11-08

Blocked Shots

- 11 Sarah Sullivan vs. Richmond, 1-22-83
- 9 Alison Bales vs. Penn State, 11-21-06
- 8 Alison Bales vs. Connecticut, 3-28-06
- 8 Alison Bales at UNC, 2-25-06
- 8 Alison Bales vs. UNC, 2-27-05
- 8 Alison Bales at Ball State, 12-20-04
- 7 Six tied - most recent
- Alison Bales at North Carolina, 2-8-07

Charges Taken

- 4 Rochelle Parent vs. Clemson, 12-9-00
- 3 Rochelle Parent, many times

SEASON RECORDS

2010-11 WOMEN'S BASKETBALL MEDIA GUIDE

Points

1.	813	Alana Beard, 2002-03
2.	694	Alana Beard, 2001-02
3.	691	Chris Moreland, 1985-86
4.	671	Alana Beard, 2003-04
5.	630	Monique Currie, 2004-05
6.	610	Michele VanGorp, 1998-99
7.	586	Chris Moreland, 1986-87
8.	573	Monique Currie, 2005-06
9.	535	Iciss Tillis, 2002-03
10.	532	Georgia Schweitzer, 1999-00

Scoring Average

1.	23.0	Chris Moreland, 1985-86
2.	22.0	Alana Beard, 2002-03
3.	20.9	Chris Moreland, 1986-87
4.	19.8	Alana Beard, 2001-02
5.	19.7	Alana Beard, 2003-04
6.	19.5	Sue Harnett, 1988-89
7.	18.9	Katie Meier, 1989-90
8.	18.4	Chris Moreland, 1987-88
9.	17.6	Chris Moreland, 1984-85
10.	17.5	Kira Orr, 1996-97
	17.5	Monique Currie, 2004-05

Field Goals Made

1.	294	Alana Beard, 2002-03
2.	275	Alana Beard, 2001-02
3.	258	Michele VanGorp, 1998-99
4.	254	Chris Moreland, 1985-86
5.	242	Alana Beard, 2003-04
6.	219	Chris Moreland, 1986-87
7.	218	Monique Currie, 2004-05
8.	216	Tyish Hall, 1995-96
9.	212	Iciss Tillis, 2002-03
10.	211	Sue Harnett, 1988-89

Field Goals Attempted

1.	558	Alana Beard, 2002-03
2.	489	Monique Currie, 2004-05
3.	488	Alana Beard, 2003-04
4.	481	Alana Beard, 2001-02
5.	476	Iciss Tillis, 2002-03
6.	438	Chris Moreland, 1985-86
7.	436	Iciss Tillis, 2001-02
8.	425	Monique Currie, 2005-06
9.	419	Kira Orr, 1996-97
10.	416	Michele VanGorp, 1998-99

Field Goal Percentage

1.	.655	Tyish Hall, 1995-96
2.	.650	Rochelle Parent, 1998-99
3.	.620	Michele VanGorp, 1998-99
4.	.618	Mistie Bass, 2005-06
5.	.617	Tyish Hall, 1996-97
6.	.611	Mistie Bass, 2003-04
7.	.609	Ali Day, 1993-94
8.	.600	Rochelle Parent, 1997-98
9.	.589	Chris Moreland, 1987-88
10.	.581	Carrem Gay, 2006-07

Three-Point Field Goals Made

1.	68	Abby Waner, 2006-07
	68	Jessica Foley, 2004-05
3.	65	Georgia Schweitzer, 2000-01
4.	62	Nicole Erickson, 1998-99
5.	60	Georgia Schweitzer, 1999-00
	60	Nicole Erickson, 1997-98
7.	59	Vicki Krapohl, 2003-04
	59	Vicki Krapohl, 2002-03
9.	56	Kira Orr, 1996-97
10.	55	Abby Waner, 2008-09

Three-Point Field Goal Attempted

1.	191	Jessica Foley, 2004-05
2.	188	Abby Waner, 2007-08
	188	Abby Waner, 2006-07
4.	184	Abby Waner, 2008-09
5.	161	Kira Orr, 1996-97
6.	156	Nicole Erickson, 1997-98
7.	155	Vicki Krapohl, 2002-03
	155	Georgia Schweitzer, 2000-01
9.	153	Nicole Erickson, 1998-99
10.	149	Georgia Schweitzer, 1999-00

Three-Point Field Goal Percentage

1.	.539	Jenni Kraft, 1988-89
2.	.474	Vicki Krapohl, 2001-02
3.	.473	Naz Medhanie, 1996-97
4.	.465	Krista Gingrich, 2001-02
5.	.459	Karima Christmas, 2008-09
6.	.452	Laura Kurz, 2004-05
7.	.442	Laura Kurz, 2005-06
8.	.431	Vicki Krapohl, 2003-04
9.	.429	Windsor Coggeshall, 1995-96
10.	.422	Kristina Meiman, 1993-94

Free Throws Made

1.	201	Alana Beard, 2002-03
2.	183	Chris Moreland, 1985-86
3.	168	Monique Currie, 2004-05
4.	167	Katie Meier, 1989-90
5.	151	Alana Beard, 2003-04
6.	148	Chris Moreland, 1986-87
7.	138	Monique Currie, 2001-02
8.	132	Chris Moreland, 1987-88
9.	127	Monique Currie, 2005-06
10.	119	Alana Beard, 2001-02

Free Throws Attempted

1.	267	Chris Moreland, 1985-86
2.	259	Alana Beard, 2002-03
3.	229	Katie Meier, 1989-90
4.	222	Chris Moreland, 1986-87
5.	219	Chris Moreland, 1987-88
6.	215	Monique Currie, 2004-05
7.	194	Alana Beard, 2003-04
8.	179	Monique Currie, 2001-02
9.	163	Sue Harnett, 1990-91
10.	160	Chris Moreland, 1984-85

Free Throw Percentage

1.	.900	Jenni Kraft, 1988-89
2.	.885	Nicole Erickson, 1998-99
3.	.876	Nicole Erickson, 1997-98
4.	.871	Jo Harlow, 1982-83
5.	.865	Iciss Tillis, 2003-04
6.	.857	Claire Rose, 1982-83
7.	.849	Kristina Meiman, 1992-93
8.	.846	Ali Day, 1993-94
9.	.844	Stacy Hurd, 1983-84
10.	.833	Kira Orr, 1996-97
	.833	Sheana Mosch, 2001-02

Rebounds

1.	354	Chris Moreland, 1985-86
2.	343	Chris Moreland, 1987-88
3.	294	Chris Moreland, 1986-87
4.	278	Chante Black, 2008-09
5.	273	Iciss Tillis, 2002-03
6.	271	Iciss Tillis, 2001-02
7.	270	Tracey Christopher, 1988-89
8.	265	Alison Bales, 2006-07
9.	261	Carey Kauffman, 1994-95
10.	260	Chante Black, 2004-05

Rebounding Average

1.	12.3	Chris Moreland, 1987-88
2.	11.8	Chris Moreland, 1985-86
3.	10.7	Barb Krause, 1978-79
4.	10.5	Chris Moreland, 1986-87
5.	9.7	Barb Krause, 1980-81
6.	9.6	Tracey Christopher, 1988-89
7.	9.5	Chris Moreland, 1984-85
8.	9.3	Barb Krause, 1979-80
9.	8.9	Katie Meier, 1989-90
10.	8.8	Sue Harnett, 1990-91

Assists

1.	170	Kira Orr, 1995-96
2.	168	Lindsey Harding, 2003-04
3.	156	Lindsey Harding, 2005-06
4.	154	Alana Beard, 2001-02
	154	Wanisha Smith, 2004-05
6.	153	Hilary Howard, 1998-99
7.	149	Hilary Howard, 1996-97
8.	140	Hilary Howard, 1997-98
	140	Georgia Schweitzer, 2000-01
10.	135	Wanisha Smith, 2006-07

Steals

1.	114	Alana Beard, 2001-02
2.	106	Alana Beard, 2000-01
3.	104	Alana Beard, 2002-03
4.	85	Abby Waner, 2006-07
5.	83	Abby Waner, 2008-09
6.	80	Abby Waner, 2007-08
	80	Alana Beard, 2003-04
	80	Iciss Tillis, 2002-03
9.	79	Iciss Tillis, 2001-02
10.	77	Monique Currie, 2004-05

Blocked Shots

1.	151	Alison Bales, 2006-07*
2.	134	Alison Bales, 2004-05
3.	120	Alison Bales, 2005-06
4.	81	Chante Black, 2007-08
5.	69	Chante Black, 2008-09
6.	68	Sarah Sullivan, 1982-83
7.	65	Chante Black, 2005-06
8.	58	Sarah Sullivan, 1985-86
9.	48	Alana Beard, 2002-03
10.	46	Alana Beard, 2003-04
	46	Chante Black, 2004-05

Minutes Per Game

1.	36.0	Katie Meier, 1989-90
2.	35.5	Leigh Morgan, 1989-90
3.	34.9	Kira Orr, 1995-96
4.	34.6	Jo Harlow, 1983-84
5.	34.3	Hilary Howard, 1996-97
6.	33.9	Kira Orr, 1996-97
7.	33.7	Katie Meier, 1986-87
	33.7	Chris Moreland, 1896-87
9.	33.5	Barb Krause, 1980-81
10.	33.4	Leslie Earnhardt, 1978-79

Charges Taken

1.	51	Rochelle Parent, 2000-01
2.	20	Rochelle Parent, 1999-00
3.	19	Alana Beard, 2003-04
4.	18	Alana Beard, 2002-03
5.	16	Mistie Bass, 2002-03

Points

- 2687 Alana Beard, 2001-04
- 2232 Chris Moreland, 1985-88
- 2122 Monique Currie, 2002-06
- 1785 Sue Harnett, 1987-91
- 1761 Katie Meier, 1986-90
- 1712 Iciss Tillis, 2001-04
- 1620 Georgia Schweitzer, 1998-01
- 1438 Chante Black, 2005-09
- 1409 Mistie Bass, 2003-06
- 1408 Abby Waner, 2006-09
- 1388 Kira Orr, 1994-97
- 1377 Jennifer Scanlon, 1993-96
- 1312 Payton Black, 1996-99
- 1298 Lindsey Harding, 2003-07
- 1286 Tyish Hall, 1994-97
- 1283 Sheana Mosch, 2000-03
- 1256 Wanisha Smith, 2005-08
- 1241 Stacy Hurd, 1981-84
- 1235 Ali Day, 1993-96
- 1228 Carey Kauffman, 1992-95
- 1161 Joy Cheek, 2006-09
- 22. 1148 Jasmine Thomas, 2008-present**
- 1140 Connie Goins, 1983-86
- 1132 Peppi Browne, 1997-00
- 1075 Alison Bales, 2004-07
- 1023 Jennifer Chestnut, 1981-84

Scoring Average (2-year minimum)

- 20.1 Chris Moreland, 1985-88
- 19.8 Alana Beard, 2001-04
- 16.2 Katie Meier, 1986-90
- 15.3 Sue Harnett, 1987-91
- 15.2 Monique Currie, 2002-06
- 13.9 Michele VanGorp, 1998-99
- 13.5 Barb Krause, 1979-81
- 13.1 Tara McCarthy, 1978-80
- 12.5 Iciss Tillis, 2001-04
- 11.9 Stacy Hurd, 1981-82
- 11.9 Nicole Erickson, 1998-99
- 11.9 Georgia Schweitzer, 1998-01

Field Goals Made

- 1005 Alana Beard, 2001-04
- 828 Chris Moreland, 1985-88
- 749 Monique Currie, 2002-06
- 727 Sue Harnett, 1987-91
- 673 Iciss Tillis, 2001-04
- 653 Katie Meier, 1986-90
- 579 Georgia Schweitzer, 1998-01
- 565 Chante Black, 2005-09
- 557 Mistie Bass, 2003-06
- 543 Tyish Hall, 1994-97

Field Goals Attempted

- 1906 Alana Beard, 2001-04
- 1592 Monique Currie, 2002-06
- 1537 Iciss Tillis, 2001-04
- 1448 Chris Moreland, 1985-88
- 1385 Sue Harnett, 1987-91
- 1374 Katie Meier, 1986-90
- 1283 Abby Waner, 2006-09
- 1248 Georgia Schweitzer, 1998-01
- 1235 Kira Orr, 1994-97
- 1206 Jennifer Scanlon, 1993-96

Field Goal Percentage (2-year minimum)

- .630 Tyish Hall, 1994-97
- .599 Michele VanGorp, 1998-99
- .580 Rochelle Parent, 1997-01
- .572 Chris Moreland, 1985-88
- .567 Mistie Bass, 2003-06
- .545 Payton Black, 1996-99
- .543 Carrem Gay, 2006-09
- .537 Ali Day, 1993-96
- .537 Barb Krause, 1979-81
- .529 Chante Black, 2005-09

Three-Point Field Goals Made

- 222 Abby Waner, 2006-09
- 202 Georgia Schweitzer, 1998-01
- 175 Jessica Foley, 2003-06
- 171 Vicki Krapohl, 2001-04
- 159 Jennifer Scanlon, 1993-96
- 133 Kira Orr, 1994-97
- 132 Hilary Howard, 1996-99
- 128 Iciss Tillis, 2001-04
- 124 Krista Gingrich, 1998-2002
- 122 Nicole Erickson, 1998-99

Three-Point Field Goals Attempted

- 691 Abby Waner, 2006-09
- 504 Georgia Schweitzer, 1998-01
- 490 Jessica Foley, 2003-06
- 420 Jennifer Scanlon, 1993-96
- 416 Kira Orr, 1994-97
- 403 Vicki Krapohl, 2001-04
- 367 Iciss Tillis, 2001-04
- 354 Hilary Howard, 1996-99
- 319 Krista Gingrich, 1998-2002
- 317 Alana Beard, 2001-04

Three-Point Field Goal Percentage (2-year minimum/100 attempts)

- .448 Laura Kurz, 2005-06
- .429 Ali Day, 1993-96
- .424 Vicki Krapohl, 2001-04
- .401 Georgia Schweitzer, 1998-01
- .395 Kristina Meiman, 1991-94
- .395 Nicole Erickson, 1998-99
- .393 Leigh Morgan, 1987-90
- .389 Krista Gingrich, 1998-2002
- .379 Jennifer Scanlon, 1993-96
- .373 Hilary Howard, 1996-99

Free Throws Made

- 582 Alana Beard, 2001-04*
- 576 Chris Moreland, 1985-88
- 538 Monique Currie, 2002-06
- 447 Katie Meier, 1986-90
- 346 Sheana Mosch, 2000-03
- 331 Sue Harnett, 1987-91
- 308 Chante Black, 2005-09
- 300 Monika Kost, 1988-91
- 295 Mistie Bass, 2003-06
- 295 Lindsey Harding, 2003-07

Free Throws Attempted

- 868 Chris Moreland, 1985-88
- 752 Alana Beard, 2001-04
- 688 Monique Currie, 2002-06
- 624 Katie Meier, 1986-90
- 484 Sue Harnett, 1987-91
- 474 Monika Kost, 1988-91
- 459 Mistie Bass, 2003-06
- 451 Chante Black, 2005-09
- 443 Payton Black, 1996-99
- 436 Sheana Mosch, 2000-03

Free Throw Percentage (2-year minimum/100 attempts)

- .880 Nicole Erickson, 1998-99
- .821 Jessica Foley, 2003-06
- .798 Ali Day, 1993-96
- .794 Kristina Meiman, 1992-96
- .794 Sheana Mosch, 2000-03
- .782 Monique Currie, 2002-06
- .775 Iciss Tillis, 2001-2004
- .774 Alana Beard, 2001-04
- .773 Claire Rose, 1980-84
- .770 Leigh Morgan, 1987-90
- .770 Krista Gingrich, 1998-2002

Rebounds

- 1229 Chris Moreland, 1985-88
- 995 Chante Black, 2005-09
- 946 Iciss Tillis, 2001-04
- 899 Sue Harnett, 1987-91
- 874 Monique Currie, 2002-06
- 804 Alison Bales, 2004-07
- 800 Mistie Bass, 2003-06
- 789 Alana Beard, 2001-04
- 737 Jennifer Chestnut, 1981-84
- 732 Barb Krause, 1979-81

Rebounding Average (2-year minimum)

- 11.1 Chris Moreland, 1985-88
- 9.9 Barb Krause, 1979-81
- 7.7 Sue Harnett, 1987-91
- 7.4 Jennifer Chestnut, 1981-84
- 7.3 Chante Black, 2005-09
- 6.9 Iciss Tillis, 2001-04
- 6.6 Lisa Warren, 1977-80
- 6.5 Carey Kauffman, 1991-94
- 6.2 Monique Currie, 2002-06
- 6.2 Alison Bales, 2006-07

Assists

- 579 Lindsey Harding, 2003-07
- 533 Hilary Howard, 1996-99
- 509 Alana Beard, 2001-04
- 496 Wanisha Smith, 2005-08
- 445 Kira Orr, 1994-97
- 432 Abby Waner, 2006-09
- 428 Georgia Schweitzer, 1998-01
- 413 Monique Currie, 2002-06
- 409 Katie Meier, 1986-90
- 340 Leigh Morgan, 1987-90

Steals

1. 404 Alana Beard, 2001-04
2. 313 Abby Waner, 2006-09
3. 270 Iciss Tillis, 2001-04
4. 261 Lindsey Harding, 2003-07
5. 232 Katie Meier, 1986-90
6. 230 Abby Waner, 2006-09
7. 228 Monique Currie, 2002-06
8. 223 Maura Hertzog, 1982-85
9. 217 Peppi Browne, 1996-00
10. 204 Kira Orr, 1994-97

Blocked Shots

1. 434 Alison Bales, 2004-07*
2. 261 Chante Black, 2005-09
3. 212 Sarah Sullivan, 1983-87
4. 151 Iciss Tillis, 2001-04
5. 149 Alana Beard, 2001-04
6. **137 Krystal Thomas, 2008-present**
7. 131 Mistie Bass, 2003-06
8. 130 Sue Harnett, 1987-91
9. 96 Tyish Hall, 1994-97
10. 80 Carrem Gay, 2006-09

Double Figure Scoring Games

1. 127 Alana Beard, 2001-04
2. 118 Monique Currie, 2002-06
3. 106 Chris Moreland, 1985-88
4. 102 Sue Harnett, 1987-91
5. 92 Katie Meier, 1986-90
6. 88 Iciss Tillis, 2001-04
7. 81 Chante Black, 2005-09
8. 80 Georgia Schweitzer, 1998-01
9. 78 Mistie Bass, 2003-06
10. 73 Kira Orr, 1994-97
- 73 Jennifer Scanlon, 1993-96

Overall Wins

1. 128 Lindsey Harding, 2003-07
2. 127 Mistie Bass, 2003-06
3. 124 Iciss Tillis, 2001-04
- 124 Sheana Mosch, 2000-03
5. 123 Alana Beard, 2001-04
- 123 Monique Currie, 2002-06
7. 122 Alison Bales, 2004-07
8. 121 Michele Matyasovsky, 2000-03
9. 120 Jessica Foley, 2003-06
10. 119 Wanisha Smith, 2005-08

ACC Wins (Regular Season)

1. 59 Iciss Tillis, 2001-04
2. 57 Sheana Mosch, 2000-2003
- 57 Lindsey Harding, 2003-07
4. 56 Alana Beard, 2001-04
5. 55 Monique Currie, 2002-06
- 55 Mistie Bass, 2003-06
- 55 Michele Matyasovsky, 2000-03
- 55 Vicki Krapohl, 2001-04
9. 53 Alison Bales, 2004-07
10. 51 Georgia Schweitzer, 1998-01
- 51 Jessica Foley, 2003-06

Charges Taken^

1. 71 Rochelle Parent, 1998-01
2. 50 Alana Beard, 2001-04
3. 48 Mistie Bass, 2003-06
4. 31 Wynter Whitley, 2002-05
- 31 Lindsey Harding, 2003-07
- 31 Carrem Gay, 2006-09

^ Charges were not kept prior to 1999-00.

Single-Game Recods**Points**

- 33 Alana Beard at Maryland, 1-14-01
- 31 Chris Moreland at UNC Wilmington, 2-23-85
- 31 Stacy Hurd vs. Wake Forest, 12-8-80
- 30 Monique Currie vs. UNC, 3-4-02
- 30 Chris Moreland vs. N.C. Central, 11-20-84
- 29 Chris Moreland at Clemson, 3-1-85
- 29 Alana Beard vs. Georgia Tech, 1-11-01
- 27 Tyish Hall vs. Clemson, 1-23-94
- 27 Alana Beard vs. SW Miss. St., 1-11-01
- 27 Alana Beard vs. Iowa State, 12-30-01
- 26 Zeki Blanding vs. UNC Asheville, 12-11-91
- 25 Sheana Mosch vs. W.Kentucky, 3-20-00
- 25 Jennifer Scanlon vs. Florida State, 1-3-93
- 25 Katie Meier at Georgia Tech, 1-11-86
- 24 Stacy Hurd vs. North Carolina, 1-31-81

Rebounds

- 16 Chante Black vs. Clemson, 2-17-05
- 15 Chris Moreland at N.C. State, 1-22-85
- 15 Chris Moreland vs. Wake Forest, 1-19-85
- 14 Joy Cheek vs. North Carolina, 2-25-07
- 14 Chante Black vs. Davidson, 11-12-04
- 14 Chris Moreland at UNC Wilmington, 2-23-85
- 14 Chris Moreland vs. N.C. Central, 11-20-84
- 14 Chris Moreland at UNC Wilmington, 2-23-85
- 14 Eleven tied - most recent
- 14 Bridgette Mitchell vs. N'eASTrn, 11-11-06

Assists

- 11 Patti Thomasson vs. App. State, 2-2-80
- 10 Abby Waner at San Diego, 12-30-05
- 10 Wanisha Smith vs. Miami, 2-24-05
- 10 Krista Gingrich vs. Temple, 12-12-98
- 9 Patti Thomasson vs. UConn, 1-11-80
- 9 Sheana Mosch vs. Elon, 12-2-99
- 8 Wanisha Smith vs. Virginia Tech, 1-9-05
- 8 Wanisha Smith at Tennessee, 12-2-04
- 8 Maura Hertzog vs. Virginia, 1-27-82
- 8 Alana Beard vs. Charlotte, 11-29-00

Blocks

- 11 Sarah Sullivan vs. Richmond, 1-22-83
- 6 Krystal Thomas vs. South Florida, 11-15-07

Steals

- 9 Kim Matthews vs. Davidson, 2-12-79
- 8 Kim Matthews vs. Guilford, 12-4-78
- 7 Katie Meier vs. N.C. State, 1-21-86
- 7 Alana Beard vs. UWM, 3-17-01
- 7 Alana Beard vs. Maryland, 2-15-01

Three-Pointers Made

- 5 Abby Waner vs. Colorado St., 12-22-05
- 4 12 tied - most recent
- Kathleen Scheer vs. Siena, 12-20-08

~ Denotes led team as a freshman.

Season Records**Points**

- 509 Alana Beard, 2000-01~
- 502 Monique Currie, 2001-02
- 439 Chris Moreland, 1984-85
- 438 Katie Meier, 1985-86
- 394 Wanisha Smith, 2004-05
- 381 Jenni Kraft, 1988-89
- 350 Payton Black, 1995-96
- 331 Tara McCarthy, 1977-78
- 325 Stacy Hurd, 1980-81
- 310 Abby Waner, 2005-06

Points Per Game Average

- 17.6 Chris Moreland, 1984-85~
- 17.0 Alana Beard, 2000-01~
- 16.6 Tara McCarthy, 1977-78~
- 14.6 Katie Meier, 1985-86
- 14.3 Monique Currie, 2001-02

Rebounds

- 260 Chante Black, 2004-05~
- 238 Chris Moreland, 1984-85
- 209 Monique Currie, 2001-02
- 188 Iciss Tillis, 2000-01
- 174 Stacy Hurd, 1980-81

Rebounds Per Game Average

- 9.5 Chris Moreland, 1984-85~
- 7.6 Chante Black, 2004-05~
- 6.9 Stacy Hurd, 1980-81
- 6.0 Monique Currie, 2001-02
- 5.8 Sue Harnett, 1986-87

Assists

- 154 Wanisha Smith, 2004-05~
- 124 Lindsey Harding, 2002-03~
- 113 Alana Beard, 2000-01
- 112 Abby Waner, 2005-06
- 101 Robin Baker, 1988-89

Blocks

- 68 Sarah Sullivan, 1982-83
- 46 Chante Black, 2004-05
- 40 Iciss Tillis, 2000-01
- 37 Sue Harnett, 1986-87
- 35 Krystal Thomas, 2007-08

Steals

- 106 Alana Beard, 2000-01~
- 68 Lindsey Harding, 2002-03
- 65 Abby Waner, 2005-06
- 61 Wanisha Smith, 2004-05
- 58 Katie Meier, 1985-86~

Free Throws Made

- 138 Monique Currie, 2001-02~
- 113 Chris Moreland, 1984-85~
- 111 Alana Beard, 2000-01~
- 102 Katie Meier, 1985-86
- 90 Jenni Kraft, 1988-89

Free Throws Attempted

- 179 Monique Currie, 2001-02**
- 160 Chris Moreland, 1984-85~
- 141 Alana Beard, 2000-01~
- 138 Katie Meier, 1985-86
- 133 Payton Black, 1995-96~

Free Throw Percentage

- .900 Jenni Kraft, 1988-89~
- .812 Sheana Mosch, 1999-00~
- .787 Alana Beard, 2000-01
- .771 Monique Currie, 2001-02
- .762 Patti Thompson, 1979-80

Field Goal Percentage

- .600 Rochelle Parent, 1997-98
- .591 Tyish Hall, 1993-94
- .571 Payton Black, 1995-96
- .566 Chris Moreland, 1984-85~
- .558 Brittany Hunter, 2003-04

Three-Pointers Made

- 50 Abby Waner, 2005-06
- 41 Wanisha Smith, 2004-05
- 41 Jenni Kraft, 1988-89~
- 37 Georgia Schweitzer, 1997-98
- 36 Dana McDonald, 1989-90

Three-Point Field Goal Percentage

- .539 Jenni Kraft, 1988-89~
- .452 Laura Kurz, 2004-05~
- .419 Robin Baker, 1988-89
- .417 Nazrawit Medhanie, 1995-96
- .410 Wanisha Smith, 2004-05

Double Figure Scoring

- 26 Monique Currie, 2001-02
- 26 Alana Beard, 2000-01
- 25 Katie Meier, 1985-86
- 23 Chris Moreland, 1984-85~
- 22 Wanisha Smith, 2004-05

Double Figure Rebounds

- 11 Chante Black, 2004-05
- 9 Monique Currie, 2001-02
- 7 Chris Moreland, 1984-85
- 4 Stacy Hurd, 1980-81
- 4 Iciss Tillis, 2000-01
- 4 Alana Beard, 2000-01

Double Figure Assists

- 2 Patti Thomasson, 1979-80

Earliest To Start First Game

- 1st game Patti Thomason at Virginia, 11-24-79
 Ada Headly at St. Joseph's, 11-21-80
 Stacy Hurd at St. Joseph's, 11-21-80
 Sara Sullivan vs. E.Kentucky, 11-26-82
 Connie Goins vs. E. Kentucky, 11-26-82
 Chris Moreland vs. N.C. Central, 11-20-84
 Sue Harnett vs. Florida, 11-28-86
 Jenni Kraft vs. E.Washington, 11-25-88
 Robin Baker vs. E.Washington, 11-25-88
 Alison Day vs. UNC Wilmington, 12-1-92
 Nazrawit Medhanie vs. VCU, 11-15-95
 Missy West at UNC Asheville, 11-23-96
 Alana Beard vs. UCLA, 11-10-00
 Iciss Tillis vs. UCLA, 11-10-00
 Wynter Whitley vs. Texas Tech, 11-11-01
 Chante Black vs. Davidson, 11-12-04
 Abby Waner at Penn State, 11-19-05

Individual Records**Points**

- 35 Carey Kauffman vs. UNCA, 11-30-94
35 Alana Beard vs. Maryland, 1-2-02

Points by Opponent

- 33 Chasity Melvin, N.C. State, 2-12-97

Field Goals

- 16 Sue Harnett vs. VCU, 12-10-88

Field Goals by Opponent

- 14 Chasity Melvin, N.C. State, 2-12-97
14 Tracy Reid, North Carolina, 2-21-97

Field Goal Attempted

- 25 Stacy Hurd vs. Vanderbilt, 3-13-82
25 Sue Harnett vs. VCU, 12-10-88

Field Goal Attempted by Opponent

- 28 Andrea Riley, Oklahoma St., 11-14-08

Three-Pointers Made

- 7 Jessica Foley vs. Georgia Tech, 1-17-05
7 Nicole Erickson vs. Clemson, 1-14-99

Three-Pointers Made by Opponent

- 8 Kelly Morrone, South Carolina, 11-25-01

Three-Pointers Attempted

- 12 Jessica Foley vs. Georgia Tech, 1-17-05
12 Nicole Erickson vs. Clemson, 1-14-99

Free Throws

- 15 Nicole Johnson vs. Wake Forest, 2-26-92

Free Throws by Opponent

- 14 J. Pierce, Georgia Tech, 1-29-93

Free Throw Attempted

- 22 Tara McCarthy vs. UNC, 2-24-78

Free Throw Attempted by Opponent

- 18 Deana Tate, Maryland, 2-22-86

Rebounds

- 19 Carey Kauffman vs. UNCA, 11-30-94
19 Chris Moreland vs. Georgia Tech, 1-15-88

Rebounds by Opponent

- 20 Robyn Fairbanks, Utah Valley, 12-18-07

Assists

- 12 Katie Meier vs. N.C. State, 1-10-90

Assists by Opponent

- 12 Dawn Staley, Virginia, 2-11-89

Steals

- 10 Abby Waner vs. Utah Valley, 12-18-07

Steals by Opponent

- 8 Pam Leake, UNC, 1-7-86
8 Donna Holt, Virginia, 2-21-87

Blocks

- 11 Sarah Sullivan vs. Richmond, 1-22-83

Blocks by Opponent

- 6 Katasha Artis, NortheASTern, 12-4-92

Team Records**Points**

- 128 vs. Howard, 12-6-02

Points by Opponent

- 107 vs. Clemson, 1-10-92

Points by Two Teams

- 191 vs. Georgia Tech, 1-28-89

Field Goals

- 51 vs. Howard, 12-6-02

Field Goals by Opponent

- 44 N.C. State, 1-10-90

Field Goal Attempted

- 97 vs. Morgan State, 11-26-93

Field Goal Attempts by Opponent

- 82 N.C. State, 2-6-91 and Charleston, 12-18-90

Field Goal Percentage

- 68.2 vs. Arkansas State, 11-25-05

Field Goal Percentage by Opponent

- 65.5 Virginia, 1-25-94

Three-Pointers Made

- 13 vs. Georgia Tech, 1-17-05

Three-Pointers Made by Opponent

- 13 Connecticut, 1-18-10

Three-Pointers Attempted

- 30 vs. Georgia Tech, 1-17-05

Free Throws

- 29 vs. North Carolina, 1-27-00

Free Throws by Opponent

- 30 Virginia, 2-27-87 and NCSU, 1-21-87

Free Throw Attempted

- 44 vs. Howard, 11-30-87

Free Throw Attempted by Opponent

- 45 N.C. State, 1-21-87

Free Throw Percentage

- 1.00 (11-11) vs. Georgia Tech, 2-18-94

Free Throw Percentage by Opponent

- 1.00 (6-6) Maryland, 2-9-97

Rebounds

- 63 vs. NortheASTern, 1-11-06

Rebounds by Opponent

- 57 Virginia, 2-13-93

Assists

- 35 vs. N.C. Central, 12-28-09

- 35 vs. Howard, 12-6-02

Assists by Opponent

- 29 N.C. State, 1-10-90

Steals

- 31 N.C. Central, 12-28-09

Steals by Opponent

- 24 Virginia, 1-5-91

Blocks

- 15 vs. Ball State, 12-19-05

Blocks by Opponent

- 9 Purdue, 12-2-90

Forced Turnovers by Duke

- 45 vs. N.C. Central, 12-28-09
45 vs. Morgan State, 11-26-93

Largest Halftime Lead

- 56 vs. N.C. Central (65-9), 12-12-98

Most Points Scored in First Half

- 65 vs. N.C. Central, 12-28-10
65 vs. Fairfield, 11-22-05
65 vs. Morgan State, 11-26-93

Most Points Scored in First Half by Opponent

- 52 Virginia, 2-29-97

Most Points Scored in Second Half

- 70 vs. Stephen F. Austin, 11-29-03

Most Points Scored in Second Half by Opponent

- 60 N.C. State, 1-19-88

Largest Winning Margin

- +89 vs. N.C. Central (117-28), 12-28-10

Largest Winning Margin by Opponent

- +36 Virginia, 2-13-93

Cameron Notables**First Game**

N.C. Central 64, Duke 36 • Jan. 15, 1976

First Victory

Duke 64, UNC Charlotte 60 • Jan. 25, 1977

First Home ACC Win

Duke 70, Georgia Tech 55 • Jan. 13, 1979

100th Victory

Duke 77, Western Carolina 64 • Dec. 6, 1989

200th Victory

Duke 79, Holy Cross 51 • March 13, 1999

250th Victory

Duke 106, Charleston Southern 38 • Dec. 16, 2002

300th Victory

Duke 71, Marist 50 • Nov. 17, 2006

350th Victory

Duke 83, Virginia 65 • Feb. 26, 2010

Record in Cameron Indoor Stadium				
Year	Record	Pct.	Average Attendance	Single Game High
1975-76	0-6	.000	--	--
1976-77	2-5	.286	--	--
1977-78	0-9	.000	--	--
1978-79	8-3	.727	--	--
1979-80	8-3	.727	--	--
1980-81	8-3	.727	172	278
1981-82	8-5	.615	232	500
1982-83	9-3	.750	261	800
1983-84	9-5	.643	210	300
1984-85	8-3	.727	280	500
1985-86	11-2	.846	573	3,200
1986-87	12-3	.800	838	4,872
1987-88	9-4	.692	744	2,257
1988-89	5-8	.385	895	1,850
1989-90	9-3	.750	933	3,000
1990-91	8-6	.571	803	3,000
1991-92	7-7	.500	1,006	3,800
1992-93	7-6	.539	533	2,177
1993-94	10-3	.769	696	1,200
1994-95	12-2	.857	1,482	5,000
1995-96	11-3	.786	1,934	6,500
1996-97	11-2	.846	1,749	5,478
1997-98	14-1	.933	2,357	5,879
1998-99	15-1	.938	2,680	8,572
1999-00	16-2	.889	2,977	5,721
2000-01	14-1	.933	4,626	8,933
2001-02	15-1	.938	3,919	6,904
2002-03	13-1	.929	5,577	9,314
2003-04	14-1	.933	6,237	9,314
2004-05	13-1	.929	4,966	8,240
2005-06	12-1	.923	6,073	9,314
2006-07	14-0	1.000	5,852	9,314
2007-08	10-3	.769	6,764	9,314
2008-09	14-0	1.000	6,665	9,314
2009-10	16-1	.941	4,714	9,314
Total	352-108	.765		

Top Single-Game Cameron Attendance Marks

Attendance	Opponent	Date	Result
9,314	Connecticut	1-18-10	L, 48-81
9,314	North Carolina	3-1-09	W, 81-79 (OT)
9,314	Maryland	2-17-08	L, 69-76
9,314	North Carolina	2-4-08	L, 76-93
9,314	Tennessee	1-28-08	L, 64-67
9,314	North Carolina	2-25-07	W, 67-62
9,314	Maryland	1-13-07	W, 81-62
9,314	North Carolina	1-29-06	L, 70-74
9,314	Tennessee	1-23-06	W, 75-53
9,314	Tennessee	1-24-04	L, 69-72
9,314	North Carolina	1-11-04	W, 79-57
9,314	North Carolina	2-20-03	W, 97-63
9,314	Connecticut	2-1-03	L, 65-77
8,874	N.C. State	3-2-03	W, 86-60
8,572	North Carolina	2-21-99	W, 88-78
8,257	North Carolina	2-26-01	W, 72-67

• A sellout crowd in Cameron Indoor Stadium is 9,314

Top Season Cameron Attendance Marks

	Year	Total Games	Total Attendance	Average
1.	2007-08	13	87,931	6,764
2.	2008-09	14	93,174	6,655
3.	2003-04	15	93,553	6,237
4.	2005-06	13	78,948	6,073
5.	2006-07	14	81,921	5,852
6.	2002-03	14	78,072	5,577
7.	2004-05	14	69,526	4,966
8.	2009-10	17	80,134	4,714
9.	2000-01	15	69,390	4,626
10.	2001-02	16	62,698	3,919
11.	1998-99	16	48,879	3,055
12.	1999-00	18	53,583	2,978
13.	1997-98	15	35,359	2,357
14.	1995-96	14	27,075	1,934
15.	1996-97	13	22,736	1,749
16.	1994-95	14	20,754	1,482

Team

Most Points Scored

By Duke 120 vs. Alabama (3ot), 3/18/95
 By Opponent..... 121 by Alabama (3ot), 3/18/95

Fewest Points Scored

By Duke 45 vs. Purdue, 3/28/99
 By Opponent..... 27 by Southern, 3/19/06

Largest Victory Margin

By Duke 69 (96-27) vs. Southern, 3/19/06
 By Opponent..... 18 (85-67) by Illinois, 3/16/97

Largest Halftime Margin

By Duke 26 vs. Norfolk State, 3/15/02
 26 vs. Hampton, 3/20/10

Most Field Goals Made

By Duke 48 vs. Alabama (3ot), 3/18/95
 By Opponent..... 44 by Alabama (3ot), 3/18/95

Most Field Goal Attempted

By Duke 93 vs. Alabama (3ot), 3/18/95
 By Opponent..... 114 by Alabama (3ot), 3/18/95

Highest Field Goal Percentage

By Duke647 vs. UW-Milwaukee, 3/17/02
 By Opponent..... .556 by Louisiana State, 3/25/00

Fewest Field Goals Scored

By Duke 18 vs. Purdue, 3/28/99
 18 at Michigan State, 3/24/09
 By Opponent..... 11 by Southern, 3/19/06

Fewest Field Goal Attempted

By Duke 44, two times
 *most recent* vs. Old Dominion, 3/20/99
 By Opponent..... 43 by Campbell, 3/18/00

Most Three-Point Field Goals

By Duke 11 vs. Norfolk State, 3/15/02
 By Opponent..... 11 by Texas Christian, 3/17/02

Most Three-Point Attempted

By Duke 29 vs. Northwestern State, 3/15/04
 By Opponent..... 52 by Alabama (3ot), 3/18/95

Highest Three-Point Percentage

By Duke583 vs. James Madison, 3/16/96
 By Opponent..... .500 by Middle Tennessee State, 3/14/98

Most Free Throws Made

By Duke 26 vs. Western Kentucky, 3/20/00
 By Opponent..... 33 by Illinois, 3/16/97

Most Free Throw Attempted

By Duke 31 vs. Middle Tennessee State, 3/14/98
 31 vs. Minnesota, 3/30/04
 By Opponent..... 40 by Illinois, 3/16/97

Highest Free Throw Percentage

By Duke938 vs. Louisiana Tech, 3/28/04
 By Opponent..... 1.000 by Florida, 3/21/98
 1.000 by LSU, 3/22/10

Most Rebounds

By Duke 67 vs. Alabama (3ot), 3/18/95
 By Opponent..... 59 by Alabama (3ot), 3/18/95

Most Assists

By Duke 30 vs. Northwestern State, 3/21/04
 By Opponent..... 22, two times
 *most recent*, by Louisiana State, 3/25/00

Most Steals

By Duke 23 vs. San Diego State, 3/27/10
 By Opponent..... 13 by Old Dominion, 3/20/99

Most Blocked Shots

By Duke 12 vs. Texas Tech, 3/31/03
 By Opponent..... 11 by Michigan State, 3/24/09

Top Duke Scoring in NCAA Tournament Action

37	Ali Day (Jr.)	vs. Alabama in 1995
30	Kira Orr (So.)	vs. Alabama in 1995
30	Alana Beard (Sr.)	vs. Marquette in 2004
29	Jasmine Thomas (Jr.)	vs. San Diego State in 2010
29	Alana Beard (Jr.)	vs. Tennessee in 2003
29	Alana Beard (So.)	vs. Norfolk State in 2002
28	Alana Beard (Jr.)	vs. Texas Tech in 2003
27	Alana Beard (Fr.)	vs. SW Missouri State in 2001
27	Alana Beard (Jr.)	vs. Utah in 2003
26	Chante Black (Jr.)	vs. Arizona State in 2008
26	Abby Waner (So.)	vs. Holy Cross in 2007
26	Alana Beard (So.)	vs. TCU in 2002
25	Sheana Mosch (Fr.)	vs. Western Kentucky in 2000
25	Georgia Schweitzer (Jr.)	vs. Western Kentucky in 2000
25	Chris Moreland (Jr.)	vs. Manhattan in 1987
24	Alana Beard (So.)	vs. South Carolina in 2002
24	Carey Kauffman (Sr.)	vs. Alabama in 1995
24	Payton Black (Fr.)	vs. San Francisco in 1996
24	Nicole Erickson (Sr.)	vs. Old Dominion in 1999
22	Alana Beard (Fr.)	vs. UWM in 2001
22	Chris Moreland (Jr.)	vs. Rutgers in 1987
22	Ty Hall (So.)	vs. Oklahoma State in 1995
22	Kira Orr (Sr.)	vs. Illinois in 1997
22	Georgia Schweitzer (So.)	vs. Tennessee in 1999
22	Nicole Erickson (Sr.)	vs. Georgia in 1999
22	Alison Bales (Jr.)	vs. Southern California in 2006
21	Alison Bales (Sr.)	vs. Rutgers in 2007
21	Mistie Williams (Jr.)	vs. Canisius in 2005
21	Nicole Erickson (Jr.)	vs. Louisville in 1998
21	Iciss Tillis (Jr.)	vs. Georgia in 2003
21	Monique Currie (Jr.)	vs. Boston College in 2005
20	Monique Currie (Fr.)	vs. TCU in 2002
20	Rometra Craig (Fr.)	vs. UWM in 2001
20	Nicole Erickson (Jr.)	vs. Florida in 1998
20	Peppi Browne (So.)	vs. Arkansas in 1998
20	Michele VanGorp (Sr.)	vs. St. Johns in 1999
20	Kira Orr (Sr.)	vs. DePaul in 1997
20	Michele VanGorp (Sr.)	vs. Georgia in 1999

Individual

Points

1. Ali Day37 vs. Alabama (3ot), 3/18/95
2. Kira Orr30 vs. Alabama (3ot), 3/18/95
Alana Beard30 vs. Marquette, 3/23/04
4. Alana Beard29 vs. Tennessee, 4/6/03
Alana Beard29 vs. Norfolk State, 3/15/02
Jasmine Thomas29 vs. San Diego State, 3/27/10

Field Goals Made

1. Ali Day14 vs. Alabama (3ot), 3/18/95
2. Kira Orr12 vs. Alabama (3ot), 3/18/95
Alana Beard12 vs. Norfolk State, 3/15/02
Alana Beard12 vs. Tennessee, 4/6/03

Field Goals Attempted

1. Alana Beard24 vs. Tennessee, 4/6/03
2. Kira Orr23 vs. Alabama (3ot), 3/18/95
Alana Beard23 vs. Texas Christian, 3/17/02
4. Kira Orr21 vs. Illinois, 3/16/97
5. Ali Day20 vs. Alabama (3ot), 3/18/95
Iciss Tillis20 vs. Oklahoma, 3/29/02
Alana Beard20 vs. Texas Tech, 3/31/03
Chante Black20 vs. Arizona State, 3/25/08

Field Goal Percentage

1. Alana Beard833 (10-12) vs. Utah, 3/25/03

Minimum 10 field goal attempts

Three-Point Field Goals

1. Abby Waner6 vs. Holy Cross, 3/18/07
2. Nicole Erickson5 vs. Louisville, 3/16/98
3. Vicki Krapohl4 vs. Norfolk State, 3/15/02
Nicole Erickson4 vs. Georgia, 3/26/99
Jessica Foley4 vs. Northwestern State, 3/21/04

Three-Point Field Goal Attempted

1. Kira Orr13 vs. Illinois, 3/16/97
2. Missy West11 vs. Western Kentucky, 3/20/00
3. Jessica Foley9 vs. Northwestern State, 3/21/04
Abby Waner9 at Michigan State, 3/24/09

Free Throws Made

1. Alana Beard12 vs. Texas Tech, 3/31/03
2. Sheana Mosch11 vs. Western Kentucky, 3/20/00
Nicole Erickson11 vs. Old Dominion, 3/20/99
4. Sheana Mosch9 vs. Texas, 3/23/02
Monique Currie9 vs. Texas Christian, 3/17/02
Monique Currie9 vs. Southern, 3/19/06

Free Throws Attempted

1. Alana Beard14 vs. Texas Tech, 3/31/03
2. Sheana Mosch11 vs. Western Kentucky, 3/20/00
Nicole Erickson11 vs. Old Dominion, 3/20/99
Chante Black11 vs. Texas A&M, 3/30/08
5. Sheana Mosch10 vs. Texas, 3/23/02
Monique Currie10 vs. Texas Christian, 3/17/02
Monique Currie10 vs. Southern, 3/19/06
Chante Black10 vs. Arizona State, 3/25/08

Free Throw Percentage

1. Sheana Mosch1.000 (11-11) vs. Western Kentucky, 3/20/00
Nicole Erickson1.000 (11-11) vs. Old Dominion, 3/20/99
Jasmine Thomas1.000 (8-8) vs. San Diego State, 3/27/10
Nicole Erickson1.000 (6-6) vs. UC Berkeley, 3/21/98
Ali Day1.000 (6-6) vs. Alabama (3ot), 3/18/95
Monique Currie1.000 (6-6) vs. Georgia, 3/26/05

Minimum six made free throws

Rebounds

1. Carey Kauffman14 vs. Alabama (3ot), 3/18/95
2. Chante Black13 vs. Arizona State, 3/25/08
Monique Currie13 vs. Norfolk State, 3/15/02
Tyish Hall13 vs. Alabama (3ot), 3/18/95
Mistie Williams13 vs. Georgia, 3/26/05
Alison Bales13 vs. Connecticut, 6/28/06
Karima Christmas13 vs. Michigan State, 3/24/09

Assists

1. Katie Meier10 vs. Manhattan, 3/11/87
2. Hilary Howard9 vs. Middle Tennessee State, 3/14/98
Alana Beard9 vs. Northwestern State, 3/21/04
Wanisha Smith9 vs. Holy Cross, 3/18/07

Steals

1. Alana Beard7 vs. UW-Milwaukee, 3/17/01
Bridgette Mitchell7 vs. San Diego State, 3/27/10
3. Alana Beard6 vs. Texas, 3/23/02
Keturah Jackson6 vs. San Diego State, 3/27/10
5. Alana Beard5 vs. South Carolina, 3/25/02
Wanisha Smith5 vs. Georgia, 3/26/05
Jasmine Thomas5 vs. San Diego State, 3/27/10

Blocked Shots

1. Alison Bales8 vs. Connecticut, 3/28/06
2. Alison Bales6 - four times - most recent...vs. LSU, 4/2/06

Minutes Played

1. Jennifer Scanlon60 vs. Alabama (3ot), 3/18/95
2. Ali Day57 vs. Alabama (3ot), 3/18/95
3. Carey Kauffman56 vs. Alabama (3ot), 3/18/95
4. Kira Orr51 vs. Alabama (3ot), 3/18/95
5. five tied with40

Alana Beard

YEAR	G-GS	MIN-AVG	FG-FGA	PCT	3P-3PA	PCT	FT-FTA	PCT	REB	AVG	PF-FO	AST	TO	BS	ST	PTS	AVG
2000-01	30-30	893-29.8	194-379	.512	10-51	.196	111-141	.787	136	4.5	86-4	113	81	30	106	509	17.0
2001-02	35-35	1164-33.1	275-481	.572	25-66	.379	119-158	.753	213	6.1	88-2	154	93	25	114	694	19.8
2002-03	37-37	1161-31.4	294-558	.527	24-85	.282	201-259	.776	256	6.9	98-0	110	87	48	104	813	22.0
2003-04	34-34	1067-31.4	242-488	.496	36-115	.313	151-194	.778	184	5.4	74-0	132	76	46	80	671	19.7
Career	136-136	4285-31.5	1005-1906	.527	95-317	.300	582-752	.774	789	5.8	346-6	509	337	149	404	2687	19.8

Chris Moreland

YEAR	G-GS	MIN-AVG	FG-FGA	PCT	3P-3PA	PCT	FT-FTA	PCT	REB	AVG	PF-FO	AST	TO	BS	ST	PTS	AVG
1984-85	25-25	797-31.9	163-288	.566	----	----	113-160	.706	238	9.5	75-2	32	68	10	18	439	17.6
1985-86	30-29	917-30.6	254-438	.580	----	----	183-267	.685	354	11.8	78-1	20	74	9	25	691	23.0
1986-87	28-27	944-33.7	219-396	.553	----	----	148-222	.667	294	10.5	76-0	39	69	5	24	586	20.9
1987-88	28-28	891-31.8	192-326	.589	0-0	.000	132-219	.603	343	12.3	83-3	28	66	4	27	516	18.4
Career	111-109	3549-32.0	828-1448	.572	0-0	.000	576-868	.664	1229	11.1	312-6	119	277	28	94	2232	20.1

Monique Currie

YEAR	G-GS	MIN-AVG	FG-FGA	PCT	3P-3PA	PCT	FT-FTA	PCT	REB	AVG	PF--FO	AST	TO	BS	ST	PTS	AVG
2001-02	35-22	971-27.7	178-360	.494	8-34	.235	138-179	.771	209	6.0	87-2	90	90	24	50	502	14.3
2002-03		Medical Redshirt															
2003-04	34-34	943-27.7	151-318	.475	10-42	.238	105-139	.755	208	6.1	103-4	101	83	28	53	417	12.6
2004-05	36-36	1127-31.3	218-489	.446	26-82	.317	168-215	.781	254	7.1	85-2	123	109	14	77	630	17.5
2005-06	35-35	972-27.8	202-425	.475	42-100	.420	127-155	.819	203	5.8	83-0	99	69	9	48	573	16.4
Career	140-127	4013-28.7	749-1592	.470	86-258	.333	538-688	.782	874	6.2	358-8	413	351	75	228	2122	15.2

Sue Harnett

YEAR	G-GS	MIN-AVG	FG-FGA	PCT	3P-3PA	PCT	FT-FTA	PCT	REB	AVG	PF--FO	AST	TO	BS	ST	PTS	AVG
1986-87	29-8	613-21.1	122-248	.492	----	----	46-64	.719	168	5.8	64-0	30	33	37	7	290	10.0
1987-88	28-23	756-27.0	157-316	.497	0-1	.000	74-112	.661	218	7.8	79-3	36	78	36	13	388	12.9
1988-89	27-26	816-30.2	211-393	.537	0-0	.000	104-154	.675	222	8.2	78-1	41	73	21	40	526	19.5
1989-90(RS)	5-5	138-27.6	43-66	.652	0-0	.000	5-11	.455	44	8.8	19-2	3	18	4	4	91	18.2
1990-91	28-28	897-32.0	194-362	.536	0-0	.000	102-143	.713	247	8.8	69-3	54	88	32	22	490	17.5
Career	117-90	3220-27.5	727-1385	.525	0-1	.000	331-484	.684	899	7.7	309-9	164	290	130	86	1785	15.3

Katie Meier

YEAR	G-GS	MIN-AVG	FG-FGA	PCT	3P-3PA	PCT	FT-FTA	PCT	REB	AVG	PF--FO	AST	TO	BS	ST	PTS	AVG
1985-86	30-5	725-24.8	168-339	.496	----	----	102-138	.739	148	4.9	84-4	84	87	11	58	438	14.6
1986-87	29-29	978-33.7	196-408	.480	----	----	98-150	.653	151	5.2	76-3	129	106	11	68	490	16.9
1987-88	22-17	578-26.3	110-237	.464	4-17	.235	80-107	.748	123	5.6	50-1	83	69	15	54	304	13.8
1989-90	28-28	1009-36.0	179-390	.459	4-15	.267	167-229	.729	248	8.9	83-2	113	99	16	52	529	18.9
Career	109-79	3310-30.4	653-1374	.475	8-32	.250	447-624	.716	670	6.1	293-10	409	361	53	232	1761	16.2

Iciss Tillis

YEAR	G-GS	MIN-AVG	FG-FGA	PCT	3P-3PA	PCT	FT-FTA	PCT	REB	AVG	PF-FO	AST	TO	BS	ST	PTS	AVG
2000-01	34-25	829-24.4	118-270	.437	27-74	.365	29-40	.725	188	5.5	86-2	60	70	40	54	292	8.6
2001-02	34-33	1032-30.4	197-436	.452	30-89	.337	62-91	.681	271	8.0	91-2	94	99	30	79	486	14.3
2002-03	37-37	1128-30.5	212-476	.445	47-122	.385	64-80	.800	273	7.4	93-3	79	91	38	80	535	14.5
2003-04	32-32	897-28.0	146-355	.411	24-82	.293	83-96	.865	214	6.7	82-3	68	61	43	57	399	12.5
Career	137-127	3886-28.4	673-1537	.438	128-367	.349	238-307	.775	946	6.9	352-10	301	321	151	270	1712	12.5

Georgia Schweitzer

YEAR	G-GS	MIN-AVG	FG-FGA	PCT	3P-3PA	PCT	FT-FTA	PCT	REB	AVG	PF--FO	AST	TO	BS	ST	PTS	AVG
1997-98	32-15	816-25.5	85-205	.415	37-104	.356	40-54	.741	89	2.8	47-0	73	52	4	41	247	7.7
1998-99	36-32	958-26.6	132-270	.489	40-96	.417	56-83	.675	147	4.1	63-0	103	83	14	35	360	10.0
1999-00	34-34	1069-31.4	187-408	.458	60-149	.403	98-127	.772	136	4.0	42-0	112	83	12	45	532	15.6
2000-01	34-34	1100-32.4	175-365	.479	65-155	.419	66-94	.702	161	4.7	58-0	140	92	11	50	481	14.1
Career	136-115	3943-29.0	579-1248	.464	202-504	.401	260-358	.726	533	3.9	210-0	428	310	41	171	1620	11.9

Chante Black

YEAR	G-GS	MIN-AVG	FG-FGA	PCT	3P-3PA	PCT	FT-FTA	PCT	REB	AVG	PF--FO	AST	TO	BS	ST	PTS	AVG
2004-05	34-3	641-18.9	87-165	.527	0-0	.000	36-70	.514	260	7.6	64-0	39	57	46	28	210	6.2
2005-06	34-12	636-18.7	109-202	.540	0-0	.000	49-84	.583	208	6.1	90-1	20	57	65	28	267	7.9
2006-07	Medical Redshirt																
2007-08	35-35	953-27.2	191-364	.525	0-0	.000	112-144	.778	249	7.1	84-1	49	77	81	49	494	14.1
2008-09	33-33	949-28.8	178-366	.486	0-3	.000	111-153	.725	278	8.4	75-3	49	85	47	467	14.2	
Career	136-83	3179-23.4	565-1097	.515	0-3	.000	308-451	.683	995	7.3	313-5	157	276	261	152	1438	10.6

Mistie Bass

YEAR	G-GS	MIN-AVG	FG-FGA	PCT	3P-3PA	PCT	FT-FTA	PCT	REB	AVG	PF--FO	AST	TO	BS	ST	PTS	AVG
2002-03	37-15	594-16.1	89-181	.492	0-0	.000	78-115	.678	138	3.7	76-2	28	38	26	24	256	6.9
2003-04	34-34	776-22.8	132-216	.611	0-0	.000	77-122	.631	182	5.4	84-0	26	51	42	31	341	10.0
2004-05	36-36	975-27.1	176-327	.538	0-1	.000	68-111	.613	258	7.2	79-0	64	63	30	41	420	11.7
2005-06	35-35	867-24.8	160-259	.618	0-0	.000	72-111	.649	222	6.3	75-1	57	69	33	31	392	11.2
Career	142-120	3212/22.6	557-983	.567	0-1	.000	295-459	.643	800	5.6	314-3	175	221	131	127	1409	9.9

Abby Waner

YEAR	G-GS	MIN-AVG	FG-FGA	PCT	3P-3PA	PCT	FT-FTA	PCT	REB	AVG	PF--FO	AST	TO	BS	ST	PTS	AVG
2005-06	35-15	758-21.7	111-246	.451	50-131	.382	38-55	.691	87	2.5	62-0	112	86	8	65	310	8.9
2006-07	34-34	969-28.5	175-380	.461	68-188	.362	60-78	.769	150	4.4	57-0	93	67	15	85	478	14.1
2007-08	31-31	921-29.7	110-336	.327	49-188	.261	50-68	.735	113	3.6	77-1	117	91	6	80	319	10.3
2008-09	31-31	975-31.5	107-321	.333	55-184	.299	32-41	.780	95	3.1	61-1	110	103	15	83	301	9.7
Career	131-111	3623-27.7	503-1283	.392	222-691	.321	180-242	.744	445	3.4	257-2	432	347	44	313	1408	10.7

Kira Orr

YEAR	G-GS	MIN-AVG	FG-FGA	PCT	3P-3PA	PCT	FT-FTA	PCT	REB	AVG	PF--FO	AST	TO	BS	ST	PTS	AVG
1993-94	27-0	466-17.3	44-115	.383	7-31	.226	19-35	.543	49	1.8	47-0	56	73	1	28	114	4.2
1994-95	30-29	974-32.5	125-330	.379	28-91	.308	54-81	.667	121	4.0	73-1	126	103	1	57	332	11.1
1995-96	33-33	1151-34.9	155-371	.418	42-133	.316	82-113	.726	173	5.2	54-0	170	112	0	60	434	13.2
1996-97	29-29	984-33.9	176-419	.420	56-161	.348	100-120	.833	162	5.6	57-0	93	96	3	59	508	17.5
Career	119-91	3575-30.0	500-1235	.405	133-416	.320	255-349	.731	505	4.2	231-1	445	384	5	204	1388	11.7

Jennifer Scanlon

YEAR	G-GS	MIN-AVG	FG-FGA	PCT	3P-3PA	PCT	FT-FTA	PCT	REB	AVG	PF--FO	AST	TO	BS	ST	PTS	AVG
1992-93	27-4	592-21.9	102-255	.400	25-63	.397	40-68	.588	76	2.8	42-0	34	49	2	22	269	10.0
1993-94	27-25	676-25.0	118-267	.442	35-95	.368	45-59	.763	70	2.6	44-0	52	55	7	32	316	11.7
1994-95	31-31	947-30.5	142-337	.421	51-131	.389	69-100	.690	108	3.5	61-1	66	80	1	37	404	13.0
1995-96	33-33	1089-33.0	140-347	.403	48-131	.366	60-88	.682	136	4.1	60-1	107	70	2	31	388	11.8
Career	118-93	3304-28.0	502-1206	.416	159-420	.379	214-315	.679	390	3.3	207-2	259	254	12	122	1377	11.7

Payton Black

YEAR	G-GS	MIN-AVG	FG-FGA	PCT	3P-3PA	PCT	FT-FTA	PCT	REB	AVG	PF--FO	AST	TO	BS	ST	PTS	AVG
1995-96	33-0	625-18.9	132-231	.571	0-0	.000	86-133	.647	170	5.2	94-3	19	63	23	20	350	10.6
1996-97	29-29	798-27.5	160-310	.516	0-0	.000	78-117	.667	172	5.9	91-2	47	59	27	32	398	13.7
1997-98	30-19	594-19.8	124-227	.546	0-0	.000	67-112	.598	107	3.6	65-0	24	57	25	21	315	10.5
1998-99	35-1	412-11.6	94-168	.560	0-1	.000	61-81	.753	92	2.6	61-2	14	33	3	13	249	7.1
Career	127-49	2429-19.1	510-936	.545	0-1	.000	292-443	.659	541	4.3	311-7	104	212	78	86	1312	10.3

Lindsey Harding

YEAR	G-GS	MIN-AVG	FG-FGA	PCT	3P-3PA	PCT	FT-FTA	PCT	REB	AVG	PF--FO	AST	TO	BS	ST	PTS	AVG
2002-03	37-16	958-25.9	84-192	.438	1-13	.077	62-81	.765	145	3.9	63-1	124	59	9	68	231	6.2
2003-04	34-33	1003-29.5	83-181	.459	7-29	.241	57-87	.655	154	4.5	60-1	168	76	2	67	230	6.8
2004-05	Redshirt Season																
2005-06	35-35	1012-28.9	138-287	.481	23-56	.411	75-96	.781	130	3.7	48-1	156	84	4	75	374	10.7
2006-07	34-34	1035-30.4	169-381	.444	24-63	.381	101-135	.748	136	4.0	49-0	131	77	10	51	463	13.6
Career	140-118	4008-28.6	474-1041	.455	55-161	.342	295-399	.739	565	4.0	220-3	579	296	25	261	1298	9.3

Tyish Hall

YEAR	G-GS	MIN-AVG	FG-FGA	PCT	3P-3PA	PCT	FT-FTA	PCT	REB	AVG	PF--FO	AST	TO	BS	ST	PTS	AVG
1993-94	23-3	290-12.6	55-93	.591	0-0	.000	29-39	.744	75	3.3	40-0	19	20	13	18	139	6.0
1994-95	31-30	805-26.0	124-199	.623	0-0	.000	43-70	.614	197	6.4	85-1	46	58	26	33	291	9.4
1995-96	33-33	982-29.8	216-30	.655	0-0	.000	65-93	.699	232	7.0	92-3	44	62	44	39	497	15.1
1996-97	22-21	702-31.9	148-240	.617	0-0	.000	63-88	.716	128	5.8	59-4	26	50	13	34	359	16.3
Career	109-87	2779-25.5	543-862	.630	0-0	.000	200-290	.690	632	5.8	276-8	135	190	96	124	1286	11.8

Sheana Mosch

YEAR	G-GS	MIN-AVG	FG-FGA	PCT	3P-3PA	PCT	FT-FTA	PCT	REB	AVG	PF--FO	AST	TO	BS	ST	PTS	AVG
1999-00	34-18	846-24.9	107-249	.430	11-28	.393	82-101	.812	112	3.3	49-1	65	67	3	51	307	9.0
2000-01	34-34	915-26.9	129-276	.467	7-18	.389	99-125	.792	154	4.5	41-0	66	60	5	42	364	10.7
2001-02	35-15	868-24.8	109-243	.449	12-39	.308	90-108	.833	123	3.5	46-1	86	57	5	33	320	9.1
2002-03	37-6	739-20.0	103-240	.429	11-38	.289	75-102	.735	111	3.0	48-0	54	39	3	57	292	7.9
Career	140-73	3368-24.1	448-1008	.444	41-123	.333	346-436	.794	500	3.6	184-2	271	223	16	183	1283	9.2

Wanisha Smith

YEAR	G-GS	MIN-AVG	FG-FGA	PCT	3P-3PA	PCT	FT-FTA	PCT	REB	AVG	PF--FO	AST	TO	BS	ST	PTS	AVG
2004-05	36-35	1163-32.3	134-312	.429	41-100	.410	85-118	.720	101	2.8	80-3	154	134	3	61	394	10.9
2005-06	35-20	738-21.1	98-224	.438	20-63	.317	43-61	.705	96	2.7	56-2	121	74	4	42	259	7.4
2006-07	34-34	930-27.4	105-251	.418	27-75	.360	83-110	.755	147	4.3	48-0	135	89	3	36	320	9.4
2007-08	30-30	825-27.5	90-259	.347	30-98	.306	73-96	.760	94	3.1	44-0	86	78	1	28	283	9.4
Career	135-119	3656-27.1	427-1046	.408	118-336	.351	284-385	.738	438	3.2	228-5	496	375	11	167	1256	9.3

Stacy Hurd

YEAR	G-GS	MIN-AVG	FG-FGA	PCT	3P-3PA	PCT	FT-FTA	PCT	REB	AVG	PF--FO	AST	TO	BS	ST	PTS	AVG
1980-81	25-22	730-29.2	138-278	.496	----	----	49-67	.731	174	6.9	64-1	18	46	4	12	325	13.0
1981-82	29-23	922-31.8	178-403	.442	----	----	39-66	.591	192	6.6	77-3	29	68	23	24	395	13.6
1982-83	25-9	618-24.7	147-294	.500	----	----	44-61	.721	138	5.5	38-1	24	51	6	11	338	13.5
1983-84	25-6	496-14.8	78-194	.402	----	----	27-32	.844	91	3.6	21-0	26	39	11	15	183	7.3
Career	104-60	2766-26.6	541-1169	.463	----	----	159-226	.704	595	5.7	200-5	97	204	44	62	1241	11.9

Ali Day

YEAR	G-GS	MIN-AVG	FG-FGA	PCT	3P-3PA	PCT	FT-FTA	PCT	REB	AVG	PF--FO	AST	TO	BS	ST	PTS	AVG
1992-93	26-8	525-20.2	56-109	.514	0-1	.000	36-48	.750	95	3.7	58-1	24	60	5	20	148	5.7
1993-94	25-11	529-21.2	78-128	.609	0-1	.000	44-52	.846	97	3.9	39-0	18	37	2	25	200	8.0
1994-95	31-31	1012-32.6	190-342	.556	16-27	.593	103-124	.831	204	6.6	84-1	46	96	2	28	499	16.1
1995-96	33-33	975-29.5	149-302	.493	44-111	.396	46-63	.730	221	6.7	74-2	68	87	12	37	388	11.8
Career	115-83	3041-26.4	473-881	.537	60-140	.429	229-287	.798	617	5.4	255-4	156	280	21	110	1235	10.7

Carey Kauffman

YEAR	G-GS	MIN-AVG	FG-FGA	PCT	3P-3PA	PCT	FT-FTA	PCT	REB	AVG	PF--FO	AST	TO	BS	ST	PTS	AVG
1991-92	26-3	295-11.3	49-110	.445	1-2	.500	22-32	.688	61	2.3	33-1	14	34	7	12	121	4.7
1992-93	27-27	790-29.3	136-288	.472	0-0	.000	54-72	.750	181	6.7	82-4	32	94	16	20	326	12.1
1993-94	27-19	679-25.1	142-274	.518	0-1	.000	59-87	.678	223	8.3	58-1	26	47	13	36	343	12.7
1994-95	31-31	993-32.0	179-383	.467	1-2	.500	79-96	.823	261	8.4	74-2	68	57	13	30	438	14.1
Career	111-80	2757-24.8	506-1055	.480	2-5	.400	214-287	.746	726	6.5	247-8	140	232	49	98	1228	11.1

Jasmine Thomas

YEAR	G-GS	MIN-AVG	FG-FGA	PCT	3P-3PA	PCT	FT-FTA	PCT	REB	AVG	PF--FO	AST	TO	BS	ST	PTS	AVG
2007-08	35-20	884-25.3	112-319	.351	24-97	.247	29-48	.604	98	2.8	55-0	82	88	30	52	277	7.9
2008-09	30-38	885-29.5	112-310	.361	28-98	.286	55-74	.743	82	2.7	48-0	98	78	7	50	307	10.2
2009-10	36-36	1168-32.4	206-532	.387	63-177	.356	102-129	.791	153	4.3	63-0	146	115	7	100	577	16.0
Career	101-94	2937-30.0	430-1161	.370	115-372	.309	186-251	.741	333	3.4	166-0	326	281	44	202	1161	11.8

Joy Cheek

YEAR	G-GS	MIN-AVG	FG-FGA	PCT	3P-3PA	PCT	FT-FTA	PCT	REB	AVG	PF--FO	AST	TO	BS	ST	PTS	AVG
2006-07	33-0	519-15.7	64-142	.451	0-4	.000	48-64	.750	127	3.8	66-0	16	53	4	27	176	5.3
2007-08	35-24	783-22.3	138-269	.513	11-26	.423	47-69	.681	184	5.3	104-4	26	68	11	43	334	5.5
2008-09	33-16	720-21.8	111-284	.391	12-45	.267	47-67	.701	156	4.7	96-1	30	70	12	42	281	8.5
2009-10	36-36	986-27.1	137-364	.376	16-49	.327	67-98	.684	212	5.9	79-1	46	93	20	53	357	9.9
Career	137-76	2998-21.1	450-1059	.425	39-124	.315	209-298	.701	679	5.0	345-6	118	284	47	165	1148	8.4

Connie Goins

YEAR	G-GS	MIN-AVG	FG-FGA	PCT	3P-3PA	PCT	FT-FTA	PCT	REB	AVG	PF--FO	AST	TO	BS	ST	PTS	AVG
1982-83	19-16	381-23.8	71-159	.447	----	----	37-50	.740	80	4.2	25-0	39	32	3	21	179	9.4
1983-84	27-25	668-24.7	91-192	.474	----	----	66-92	.717	95	3.5	29-1	60	55	2	28	248	9.2
1984-85	27-27	838-31.0	124-255	.486	----	----	86-106	.811	140	5.2	32-0	71	67	2	36	334	12.4
1985-86	28-28	821-29.3	142-300	.473	----	----	95-126	.754	146	5.2	34-0	127	67	10	35	379	13.5
Career	101-96	2708-26.8	428-906	.472	----	----	284-374	.759	461	4.6	120-1	297	221	20	120	1140	11.3

Peppi Browne

YEAR	G-GS	MIN-AVG	FG-FGA	PCT	3P-3PA	PCT	FT-FTA	PCT	REB	AVG	PF--FO	AST	TO	BS	ST	PTS	AVG
1996-97	30-15	742-24.7	69-161	.429	6-27	.222	65- 87	.747	122	4.1	60-3	64	61	9	43	209	7.0
1997-98	32-32	875-27.3	136-253	.538	1-5	.200	70-109	.642	197	6.2	90-3	54	93	6	61	343	10.7
1998-99	35-33	882-25.2	112-240	.467	3-10	.300	79-111	.712	222	6.3	66-1	66	90	14	52	306	8.7
1999-00	20-20	616-30.8	100-211	.474	1-6	.167	73-92	.793	136	6.8	46-1	50	61	10	61	274	13.7
Career	117-100	3115-26.6	417-865	.482	11-48	.229	287-399	.719	677	5.8	262-8	234	305	39	217	1132	9.7

Alison Bales

YEAR	G-GS	MIN-AVG	FG-FGA	PCT	3P-3PA	PCT	FT-FTA	PCT	REB	AVG	PF--FO	AST	TO	BS	ST	PTS	AVG
2003-04	24-0	237-9.9	29-52	.558	0-0	.000	20-29	.690	67	2.8	30-0	13	19	29	6	78	3.3
2004-05	36-33	876-24.3	106-221	.480	1-1	1.000	63-94	.670	236	6.6	73-0	67	35	134	17	276	7.7
2005-06	35-23	731-20.9	113-215	.526	0-0	.000	92-117	.786	236	6.7	64-0	40	44	120	42	318	9.1
2006-07	34-34	990-29.1	142-306	.464	1-2	.500	118-159	.742	265	7.8	79-1	67	68	151	39	403	11.9
Career	129-90	2834-22.0	390-794	.491	2-3	.667	293-399	.734	804	6.2	246-1	187	166	434	104	1075	8.3

Jennifer Chestnut

YEAR	G-GS	MIN-AVG	FG-FGA	PCT	3P-3PA	PCT	FT-FTA	PCT	REB	AVG	PF--FO	AST	TO	BS	ST	PTS	AVG
1980-81	22-5	314-14.3	57-105	.542	----	----	17-46	.369	103	4.6	44-0	3	37	9	15	131	6.9
1981-82	29-20	722-24.9	117-264	.443	----	----	54-100	.540	250	8.3	81-4	16	55	16	32	288	9.9
1982-83	22-20	325-23.2	130-249	.522	----	----	49-80	.613	163	7.4	59-2	27	34	5	16	309	14.0
1983-84	27-27	809-30.0	119-266	.447	----	----	57-116	.491	231	8.6	81-6	37	78	7	54	29	10.9
Career	100/74	2170-21.7	423-884	.479	----	----	177-342	.518	737	7.4	265-12	82	204	37	117	1023	10.2

Scoring Average

1977-78	Tara McCarthy	16.6
1978-79	Barb Krause	14.5
1979-80	Barb Krause	13.1
1980-81	Stacy Hurd	13.0
1981-82	Stacy Hurd	13.6
1982-83	Jennifer Chestnut	14.0
1983-84	Candy Mikels	14.3
1984-85	Chris Moreland	17.6
1985-86	Chris Moreland	23.0
1986-87	Chris Moreland	20.9
1987-88	Chris Moreland	18.4
1988-89	Sue Harnett	19.5
1989-90	Katie Meier	18.9
1990-91	Sue Harnett	17.5
1991-92	Celeste Lavoie	12.8
1992-93	Carey Kauffman	12.1
1993-94	Carey Kauffman	12.7
1994-95	Ali Day	16.1
1995-96	Tyish Hall	15.1
1996-97	Kira Orr	17.5
1997-98	Nicole Erickson	12.8
1998-99	Michele VanGorp	16.9
1999-00	Georgia Schweitzer	15.6
2000-01	Alana Beard	17.0
2001-02	Alana Beard	19.8
2002-03	Alana Beard	22.0
2003-04	Alana Beard	19.7
2004-05	Monique Currie	17.5
2005-06	Monique Currie	16.4
2006-07	Abby Waner	14.1
2007-08	Chante Black	14.1
2008-09	Chante Black	14.2
2009-10	Jasmine Thomas	16.0

Rebounding Average

1977-78	Lisa Warren	7.2
1978-79	Barb Krause	10.7
1979-80	Barb Krause	9.3
1980-81	Barb Krause	9.7
1981-82	Jennifer Chestnut	8.3
1982-83	Jennifer Chestnut	7.4
1983-84	Jennifer Chestnut	8.6
1984-85	Chris Moreland	9.5
1985-86	Chris Moreland	11.8
1986-87	Chris Moreland	10.5
1987-88	Chris Moreland	12.3
1988-89	Tracey Christopher	9.6
1988-90	Katie Meier	8.9
1990-91	Sue Harnett	8.8
1991-92	Celeste Lavoie	6.2
1992-93	Carey Kauffman	6.7
1993-94	Carey Kauffman	8.3
1994-95	Carey Kauffman	8.4
1995-96	Tyish Hall	7.0
1996-97	Payton Black	5.9
1997-98	Peppi Browne	6.2
1998-99	Peppi Browne	6.3
1999-00	Lauren Rice	6.9
2000-01	Rochelle Parent	6.0
2001-02	Iciss Tillis	8.0
2002-03	Iciss Tillis	7.4
2003-04	Iciss Tillis	6.7
2004-05	Chante Black	7.6
2005-06	Alison Bales	6.7
2006-07	Alison Bales	7.8
2007-08	Chante Black	7.1
2008-09	Chante Black	8.4
2009-10	Krystal Thomas	6.6

Field Goal Percentage

1977-78	Tara McCarthy	.475
1978-79	Leslie Earnhardt	.483
1979-80	Barb Krause	.436
1980-81	Barb Krause	.508
1981-82	Maura Hertzog	.446

1982-83	Jennifer Chestnut	.522
1983-84	Jo Harlow	.476
1984-85	Chris Moreland	.566
1985-86	Chris Moreland	.580
1986-87	Chris Moreland	.553
1987-88	Chris Moreland	.589
1988-89	Sue Harnett	.537
1989-90	Monika Kost	.509
1990-91	Sue Harnett	.536
1991-92	Celeste Lavoie	.515
1992-93	Ali Day	.514
1993-94	Ali Day	.609
1994-95	Ali Day	.593
1995-96	Tyish Hall	.655
1996-97	Tyish Hall	.617
1997-98	Michele VanGorp	.562
1998-99	Rochelle Parent	.650
1999-00	Rochelle Parent	.579
2000-01	Rochelle Parent	.525
2001-02	Alana Beard	.572
2002-03	Alana Beard	.527
2003-04	Mistie Williams	.611
2004-05	Mistie Williams	.538
2005-06	Mistie Williams	.618
2006-07	Carrem Gay	.581
2007-08	Chante Black	.525
2008-09	Karima Christmas	.494
2009-10	Krystal Thomas	.503

Free Throw Percentage

1977-78	Ruth Ellis	.750
1978-79	Leslie Earnhardt	.739
1979-80	Barb Krause	.733
1980-81	Barb Krause	.804
1981-82	Margo Walsh	.820
1982-83	Jo Harlow	.871
1983-84	Stacy Hurd	.844
1984-85	Connie Goins	.811
1985-86	Connie Goins	.754
1986-87	Sue Harnett	.719
1987-88	Katie Meier	.748
1988-89	Jenni Kraft	.900
1989-90	Katie Meier	.729
1990-91	Dana McDonald	.795
1991-92	Robin Baker	.767
1992-93	Kristina Meiman	.849
1993-94	Ali Day	.846
1994-95	Ali Day	.831
1995-96	Ali Day	.730
1996-97	Kira Orr	.833
1997-98	Nicole Erickson	.876
1998-99	Nicole Erickson	.885
1999-00	Sheana Mosch	.812
2000-01	Sheana Mosch	.792
2001-02	Sheana Mosch	.833
2002-03	Iciss Tillis	.800
2003-04	Iciss Tillis	.865
2004-05	Monique Currie	.781
2005-06	Monique Currie	.819
2006-07	Abby Waner	.769
2007-08	Chante Black	.778
2008-09	Abby Waner	.780
2009-10	Jasmine Thomas	.791

Assists

1977-78	Tara McCarthy	65
1978-79	Tara McCarthy	72
1979-80	Patti Thomasson	93
1980-81	Claire Rose	97
1981-82	Claire Rose	122
1982-83	Claire Rose	82
1983-84	Maura Hertzog	72
1984-85	Joanne Boyle	80
1985-86	Connie Goins	127
1986-87	Katie Meier	129
1987-88	Paula Anderson	110

1988-89	Leigh Morgan	118
1989-90	Katie Meier	113
1990-91	Robin Baker	81
1991-92	Robin Baker	69
1992-93	Missy Anderson	102
1993-94	Missy Anderson	90
1994-95	Kira Orr	126
1995-96	Kira Orr	170
1996-97	Hilary Howard	149
1997-98	Hilary Howard	140
1998-99	Hilary Howard	153
1999-00	Georgia Schweitzer	112
2000-01	Georgia Schweitzer	140
2001-02	Alana Beard	154
2002-03	Lindsey Harding	124
2003-04	Lindsey Harding	168
2004-05	Wanisha Smith	154
2005-06	Lindsey Harding	156
2006-07	Wanisha Smith	135
2007-08	Abby Waner	117
2008-09	Abby Waner	110
2009-10	Jasmine Thomas	146

Steals

1978-79	Kim Matthews	60
1979-80	Patti Thomasson	48
1980-81	Claire Rose	55
1981-82	Maura Hertzog	57
1982-83	Maura Hertzog	48
1983-84	Maura Hertzog	65
1984-85	Joanne Boyle	75
1985-86	Katie Meier	58
1986-87	Katie Meier	68
1987-88	Katie Meier	54
1988-89	Tracey Christopher	47
1989-90	Katie Meier	52
1990-91	Traci Williams	38
1991-92	Dana McDonald	37
1992-93	Missy Anderson	63
1993-94	Missy Anderson	51
1994-95	Kira Orr	57
1995-96	Kira Orr	60
1996-97	Kira Orr	59
1997-98	Peppi Browne	61
1998-99	Peppi Browne	52
1999-00	Peppi Browne	61
2000-01	Alana Beard	106
2001-02	Alana Beard	114
2002-03	Alana Beard	104
2003-04	Alana Beard	80
2004-05	Monique Currie	77
2005-06	Lindsey Harding	75
2006-07	Abby Waner	85
2007-08	Abby Waner	80
2008-09	Abby Waner	83
2009-10	Jasmine Thomas	100

Blocked Shots

1978-79	Lisa Warren	14
1979-80	Barb Krause	16
1980-81	Jennifer Chestnut	9
1981-82	Stacy Hurd	23
1982-83	Sarah Sullivan	68
1983-84	Hurd/Hertzog	11
1984-85	Sarah Sullivan	37
1985-86	Sarah Sullivan	58
1986-87	Sarah Sullivan	45
1987-88	Sue Harnett	36
1988-89	Sue Harnett	21
1989-90	Katie Meier	16
1990-91	Sue Harnett	32
1991-92	Nicole Johnson	24
1992-93	Zeki Blanding	23
1993-94	Zeki Blanding	20
1994-95	Tyish Hall	26
1995-96	Tyish Hall	44

1996-97	Payton Black	27
1997-98	Payton Black	25
1998-99	Michele VanGorp	36
1999-00	Michele Matyasovsky	14
2000-01	Iciss Tillis	40
2001-02	Iciss Tillis	30
2002-03	Alana Beard	48
2003-04	Alana Beard	46
2004-05	Alison Bales	134
2005-06	Alison Bales	120
2006-07	Alison Bales	151
2007-08	Chante Black	81
2008-09	Chante Black	69
2009-10	Krystal Thomas	70

Minutes Per Game

1978-79	Leslie Earnhardt	33.4
1979-80	Barb Krause	32.3
1980-81	Barb Krause	33.5
1981-82	Stacy Hurd	31.8
1982-83	Jo Harlow	27.6
1983-84	Jo Harlow	34.6
1984-85	Maura Hertzog	31.9
1985-86	Chris Moreland	30.6
1986-87	Katie Meier	33.7
1987-88	Leigh Morgan	31.9
1988-89	Robin Baker	33.0
1989-90	Katie Meier	36.0
1990-91	Traci Williams	32.3
1991-92	Robin Baker	28.7
1991-92	Monika Kost	28.7
1992-93	Missy Anderson	31.4
1993-94	Nicole Johnson	26.2
1994-95	Ali Day	32.6
1995-96	Kira Orr	34.9
1996-97	Hilary Howard	34.3
1997-98	Nicole Erickson	31.8
1998-99	Nicole Erickson	28.6
1999-00	Georgia Schweitzer	31.4
2000-01	Georgia Schweitzer	32.4
2001-02	Alana Beard	33.1
2002-03	Alana Beard	31.4
2003-04	Alana Beard	31.4
2004-05	Wanisha Smith	32.3
2005-06	Lindsey Harding	28.9
2006-07	Lindsey Harding	30.4
2007-08	Abby Waner	29.7
2008-09	Abby Waner	31.5
2009-10	Jasmine Thomas	32.4

Missy Anderson

Year	G-GS	Min-Avg	FG-FGA	Pct	3P-3PA	Pct	FT-FTA	Pct	Reb	Avg	PF-FO	AST	TO	BS	ST	Pts	Avg
1990-91	18-1	88-4.9	6-25	.240	0-2	.000	1-4	.250	7	0.4	6-0	3	10	0	4	13	0.7
1991-92	28-17	481-17.2	23-65	.354	2-8	.250	19-30	.633	47	1.7	38-1	29	47	0	30	67	2.4
1992-93	27-26	849-31.4	56-157	.357	6-23	.261	43-63	.683	105	3.9	61-0	102	90	0	63	161	6.0
1993-94	27-27	662-24.5	44-130	.338	12-43	.279	24-41	.585	66	2.4	46-0	90	51	2	51	124	4.6
Career	100-71	2080-20.8	129-377	.342	20-76	.263	87-138	.630	225	2.3	151-1	224	198	2	148	365	3.7

Paula Anderson

Year	G-GS	Min-Avg	FG-FGA	Pct	3P-3PA	Pct	FT-FTA	Pct	Reb	Avg	PF-FO	AST	TO	BS	ST	Pts	Avg
1984-85	25-0	234-9.4	19-44	.432	0-0	.000	17-25	.680	47	1.9	27-0	15	23	3	5	55	2.2
1985-86	30-27	809-27.0	98-222	.441	0-0	.000	37-60	.617	148	4.9	92-3	71	89	7	36	233	7.8
1986-87	26-25	762-29.3	101-231	.437	0-0	.000	30-47	.638	139	5.3	58-1	44	74	2	23	232	8.9
1987-88	28-28	879-31.4	104-276	.377	6-17	.353	52-71	.732	132	4.7	89-5	110	90	12	36	266	9.5
Career	109-80	2684-24.6	322-773	.417	6-17	.353	136-203	.670	466	4.3	266-9	240	276	24	100	786	7.2

Missy Ayotte

Year	G-GS	Min-Avg	FG-FGA	Pct	3P-3PA	Pct	FT-FTA	Pct	Reb	Avg	PF-FO	AST	TO	BS	ST	Pts	Avg
1989-90	2-0	19-9.5	0-2	.000	0-0	.000	0-0	.000	3	1.5	1-0	2	0	0	0	0	0.0
Career	2-0	19-9.5	0-2	.000	0-0	.000	0-0	.000	3	1.5	1-0	2	0	0	0	0	0.0

Robin Baker

Year	G-GS	Min-Avg	FG-FGA	Pct	3P-3PA	Pct	FT-FTA	Pct	Reb	Avg	PF-FO	AST	TO	BS	ST	Pts	Avg
1988-89	25-24	824-33.0	61-157	.389	13-31	.419	42-56	.750	72	2.9	61-1	101	79	2	27	177	7.1
1989-90	4-0	24-6.0	3-8	.375	0-1	.000	1-3	.333	1	0.3	1-0	1	1	0	1	7	1.8
1990-91	28-26	877-31.3	53-171	.310	11-61	.180	70-92	.761	85	3.0	68-2	81	85	1	36	187	6.7
1991-92	25-20	717-28.7	94-238	.395	34-89	.382	66-86	.767	68	2.7	52-0	69	76	2	32	288	11.5
Career	82-70	2442-29.8	211-574	.368	58-182	.319	179-237	.755	226	2.8	182-3	252	241	5	96	659	8.0

Alison Bales

Year	G-GS	Min-Avg	FG-FGA	Pct	3P-3PA	Pct	FT-FTA	Pct	Reb	Avg	PF-FO	AST	TO	BS	ST	Pts	Avg
2003-04	24-0	237-9.9	29-52	.558	0-0	.000	20-29	.690	67	2.8	30-0	13	19	29	6	78	3.3
2004-05	36-33	876-24.3	106-221	.480	1-1	1.000	63-94	.670	236	6.6	73-0	67	35	134	17	276	7.7
2005-06	35-23	731-20.9	113-215	.526	0-0	.000	92-117	.786	236	6.7	64-0	40	44	120	42	318	9.1
2006-07	34-34	990-29.1	142-306	.464	1-2	.500	118-159	.742	265	7.8	79-1	67	68	151	39	403	11.9
Career	129-90	2834-22.0	390-794	.491	2-3	.667	293-399	.734	804	6.2	246-1	187	166	434	104	1075	8.3

Mistie Bass

Year	G-GS	Min-Avg	FG-FGA	Pct	3P-3PA	Pct	FT-FTA	Pct	Reb	Avg	PF-FO	AST	TO	BS	ST	Pts	Avg
2002-03	37-15	594-16.1	89-181	.492	0-0	.000	78-115	.678	138	3.7	76-2	28	38	26	24	256	6.9
2003-04	34-34	776-22.8	132-216	.611	0-0	.000	77-122	.631	182	5.4	84-0	26	51	42	31	341	10.0
2004-05	36-36	975-27.1	176-327	.538	0-1	.000	68-111	.613	258	7.2	79-0	64	63	30	41	420	11.7
2005-06	35-35	867-24.8	160-259	.618	0-0	.000	72-111	.649	222	6.3	75-1	57	69	33	31	392	11.2
Career	142-120	3212-22.6	557-983	.567	0-1	.000	295-459	.643	800	5.6	314-3	175	221	131	127	1409	9.9

Alana Beard

Year	G-GS	Min-Avg	FG-FGA	Pct	3P-3PA	Pct	FT-FTA	Pct	Reb	Avg	PF-FO	AST	TO	BS	ST	Pts	Avg
2000-01	30-30	893-29.8	194-379	.512	10-51	.196	111-141	.787	136	4.5	86-4	113	81	30	106	509	17.0
2001-02	35-35	1164-33.1	275-481	.572	25-66	.379	119-158	.753	213	6.1	88-2	154	93	25	114	694	19.8
2002-03	37-37	1161-31.4	294-558	.527	24-85	.282	201-259	.776	256	6.9	98-0	110	87	48	104	813	22.0
2003-04	34-34	1067-31.4	242-488	.496	36-115	.313	151-194	.778	184	5.4	74-0	132	76	46	80	671	19.7
Career	136-136	4285-31.5	1005-1906	.527	95-317	.300	582-752	.774	789	5.8	346-6	509	337	149	404	2687	19.8

Betsy Bergeron

Year	G-GS	Min-Avg	FG-FGA	Pct	3P-3PA	Pct	FT-FTA	Pct	Reb	Avg	PF-FO	AST	TO	BS	ST	Pts	Avg
1977-78	19-0	---	11-42	.262	0-0	.000	8-12	.667	30	1.6	0-0	33	0	0	0	30	1.6
1978-79	16-0	---	10-27	.370	0-0	.000	0-5	.000	7	0.4	8-0	9	0	0	0	20	1.3
Career	35-0	---	21-69	.304	0-0	.000	8-17	.471	37	1.1	8-0	42	0	0	0	50	1.4

Chante Black

Year	G-GS	Min-Avg	FG-FGA	Pct	3P-3PA	Pct	FT-FTA	Pct	Reb	Avg	PF-FO	AST	TO	BS	ST	Pts	Avg
2004-05	34-3	641-18.9	87-165	.527	0-0	.000	36-70	.514	260	7.6	64-0	39	57	46	28	210	6.2
2005-06	34-12	636-18.7	109-202	.540	0-0	.000	49-84	.583	208	6.1	90-1	20	57	65	28	267	7.9
2006-07		Medical Redshirt															
2007-08	35-35	953-27.2	191-364	.525	0-0	.000	112-144	.778	249	7.1	84-1	49	77	81	49	494	14.1
2008-09	33-33	949-28.8	178-366	.486	0-3	.000	111-153	.725	278	8.4	75-3	49	85	69	47	467	14.2
Career	136-83	3179-23.4	565-1097	.515	0-3	.000	308-451	.683	995	7.3	313-5	157	276	261	152	1438	10.6

Payton Black

Year	G-GS	Min-Avg	FG-FGA	Pct	3P-3PA	Pct	FT-FTA	Pct	Reb	Avg	PF-FO	AST	TO	BS	ST	Pts	Avg
1995-96	33-0	625-18.9	132-231	.571	0-0	.000	86-133	.647	170	5.2	94-3	19	63	23	20	350	10.6
1996-97	29-29	798-27.5	160-310	.516	0-0	.000	78-117	.667	172	5.9	91-2	47	59	27	32	398	13.7
1997-98	30-19	594-19.8	124-227	.546	0-0	.000	67-112	.598	107	3.6	65-0	24	57	25	21	315	10.5
1998-99	35-1	412-11.6	94-168	.560	0-1	.000	61-81	.753	92	2.6	61-2	14	33	3	13	249	7.1
Career	127-49	2429-19.1	510-936	.545	0-1	.000	292-443	.659	541	4.3	311-7	104	212	78	86	1312	10.3

Zeki Blanding

Year	G-GS	Min-Avg	FG-FGA	Pct	3P-3PA	Pct	FT-FTA	Pct	Reb	Avg	PF-FO	AST	TO	BS	ST	Pts	Avg
1991-92	24-0	207-8.6	51-117	.436	0-0	.000	17-25	.680	42	1.8	30-0	3	22	9	7	119	5.0
1992-93	24-8	501-20.9	118-242	.488	0-0	.000	13-33	.394	117	4.9	73-6	10	37	23	18	249	10.4
1993-94	27-17	449-16.6	98-215	.456	0-0	.000	22-47	.468	122	4.5	56-0	16	46	20	18	218	8.1
1994-95	25-0	236-9.4	46-97	.474	0-0	.000	22-40	.550	71	2.8	36-0	7	21	10	7	114	4.6
Career	100-25	1393-13.9	313-671	.466	0-0	.000	74-145	.510	352	3.5	195-6	36	126	62	50	700	7.0

Joanne Boyle

Year	G-GS	Min-Avg	FG-FGA	Pct	3P-3PA	Pct	FT-FTA	Pct	Reb	Avg	PF-FO	AST	TO	BS	ST	Pts	Avg
1981-82	20-0	---	9-32	.281	0-0	.000	3-7	.429	19	1.0	13-0	3	0	0	0	21	1.1
1982-83	20-1	74-3.7	26-69	.377	0-0	.000	14-21	.667	41	2.1	23-1	11	11	1	10	66	3.3
1983-84	27-3	449-16.6	56-155	.361	0-0	.000	41-55	.745	82	3.0	51-1	34	50	5	28	153	5.7
1984-85	27-4	770-28.5	151-317	.476	0-0	.000	59-90	.656	85	3.1	86-5	80	78	19	75	361	13.4
Career	94-8	1293-17.5	242-573	.422	0-0	.000	117-173	.676	227	2.4	173-7	128	139	25	113	601	6.4

Susan Brandau

Year	G-GS	Min-Avg	FG-FGA	Pct	3P-3PA	Pct	FT-FTA	Pct	Reb	Avg	PF-FO	AST	TO	BS	ST	Pts	Avg
1991-92	26-5	299-11.5	10-24	.417	1-2	.500	11-25	.440	23	0.9	27-1	36	44	1	13	32	1.2
1992-93	27-1	310-11.5	13-30	.433	2-4	.500	12-23	.522	29	1.1	39-0	50	46	2	36	40	1.5
1993-94	10-0	66-6.6	4-9	.444	0-1	.000	2-2	1.000	8	0.8	4-0	9	7	0	6	10	1.0
1994-95	28-2	290-10.4	5-19	.263	2-7	.286	9-11	.818	24	0.9	22-1	42	35	0	16	21	0.8
Career	91-8	965-10.6	32-82	.390	5-14	.357	34-61	.557	84	0.9	92-2	137	132	3	71	103	1.1

Katie Brodnik

Year	G-GS	Min-Avg	FG-FGA	Pct	3P-3PA	Pct	FT-FTA	Pct	Reb	Avg	PF-FO	AST	TO	BS	ST	Pts	Avg
1995-96	13-0	82-6.3	2-10	.200	0-0	.000	0-1	.000	10	0.8	6-0	8	6	3	4	4	0.3
1996-97	10-0	34-3.4	3-7	.429	0-0	.000	1-3	.333	6	0.6	2-0	2	3	0	1	7	0.7
Career	23-0	116-5.0	5-7	.294	0-0	.000	1-4	.250	16	0.7	8-0	10	9	3	5	11	0.5

LaNedra Brown

Year	G-GS	Min-Avg	FG-FGA	Pct	3P-3PA	Pct	FT-FTA	Pct	Reb	Avg	PF-FO	AST	TO	BS	ST	Pts	Avg
1999-00	18-0	133-7.4	18-29	.621	0-0	.000	5-12	.417	26	1.4	20-0	5	14	8	4	41	2.3
2000-01	17-0	122-6.6	19-30	.633	0-0	.000	11-17	.647	32	1.9	22-0	1	12	1	5	49	2.9
Career	35-0	245-7.0	37-59	.627	0-0	.000	16-29	.552	58	1.7	42-0	6	26	9	9	90	2.6

Shaeeta Brown

Year	G-GS	Min-Avg	FG-FGA	Pct	3P-3PA	Pct	FT-FTA	Pct	Reb	Avg	PF-FO	AST	TO	BS	ST	Pts	Avg
1993-94	19-0	139-7.3	17-37	.459	0-1	.000	13-25	.520	17	0.9	15-0	13	19	0	12	47	2.5
1994-95	29-0	339-11.7	33-73	.452	0-1	.000	11-33	.333	59	2.0	31-0	38	25	1	20	77	2.7
1996-97	13-1	78-6.0	4-11	.364	0-0	.000	0-1	.000	9	0.7	6-0	6	7	0	3	8	0.6
1997-98	19-1	131-6.9	10-28	.357	0-1	.000	2-7	.286	24	1.3	5-0	5	11	0	7	22	1.2
Career	80-2	687-8.6	64-149	.430	0-3	.000	26-66	.394	109	1.4	57-0	62	62	1	42	154	1.9

Peppi Browne

Year	G-GS	Min-Avg	FG-FGA	Pct	3P-3PA	Pct	FT-FTA	Pct	Reb	Avg	PF-FO	AST	TO	BS	ST	Pts	Avg
1996-97	30-15	742-24.7	69-161	.429	6-27	.222	65- 87	.747	122	4.1	60-3	64	61	9	43	209	7.0
1997-98	32-32	875-27.3	136-253	.538	1-5	.200	70-109	.642	197	6.2	90-3	54	93	6	61	343	10.7
1998-99	35-33	882-25.2	112-240	.467	3-10	.300	79-111	.712	222	6.3	66-1	66	90	14	52	306	8.7
1999-00	20-20	616-30.8	100-211	.474	1-6	.167	73-92	.793	136	6.8	46-1	50	61	10	61	274	13.7
Career	117-100	3115-26.6	417-865	.482	11-48	.229	287-399	.719	677	5.8	262-8	234	305	39	217	1132	9.7

Liz Bulger

Year	G-GS	Min-Avg	FG-FGA	Pct	3P-3PA	Pct	FT-FTA	Pct	Reb	Avg	PF-FO	AST	TO	BS	ST	Pts	Avg
1977-78	20-0	---	27-88	.307	0-0	.000	11- 37	.297	105	5.3	0-0	8	0	0	0	65	3.3
1978-79	22-0	---	27-75	.360	0-0	.000	11-32	.344	79	3.6	34-0	7	0	0	0	65	3.0
Career	42-0	---	54-163	.331	0-0	.000	22-69	.319	184	4.4	34-0	15	0	0	0	130	3.1

Tracy Carter

Year	G-GS	Min-Avg	FG-FGA	Pct	3P-3PA	Pct	FT-FTA	Pct	Reb	Avg	PF--FO	AST	TO	BS	ST	Pts	Avg
1988-89	8-0	13-1.6	0-0	.000	0-0	.000	0-0	.000	2	.3	3-0	0	1	0	0	0	0
Career	8-0	13-1.6	0-0	.000	0-0	.000	0-0	.000	2	.3	3-0	0	1	0	0	0	0

Joy Cheek

Year	G-GS	Min-Avg	FG-FGA	Pct	3P-3PA	Pct	FT-FTA	Pct	Reb	Avg	PF--FO	AST	TO	BS	ST	Pts	Avg
2006-07	33-0	519-15.7	64-142	.451	0-4	.000	48-64	.750	127	3.8	66-0	16	53	4	27	176	5.3
2007-08	35-24	783-22.3	138-269	.513	11-26	.423	47-69	.681	184	5.3	104-4	26	68	11	43	334	5.5
2008-09	33-16	720-21.8	111-284	.391	12-45	.267	47-67	.701	156	4.7	96-1	30	70	12	42	281	8.5
2009-10	36-36	986-27.1	137-364	.376	16-49	.327	67-98	.684	212	5.9	79-1	46	93	20	53	357	9.9
Career	137-76	2998-21.1	450-1059	.425	39-124	.315	209-298	.701	679	5.0	345-6	118	284	47	165	1148	8.4

Jennifer Chestnut

Year	G-GS	Min-Avg	FG-FGA	Pct	3P-3PA	Pct	FT-FTA	Pct	Reb	Avg	PF--FO	AST	TO	BS	ST	Pts	Avg
1980-81	22-5	314-14.3	57-105	.542	----	----	17-46	.369	103	4.6	44-0	3	37	9	15	131	6.9
1981-82	29-20	722-24.9	117-264	.443	----	----	54-100	.540	250	8.3	81-4	16	55	16	32	288	9.9
1982-83	22-20	325-23.2	130-249	.522	----	----	49-80	.613	163	7.4	59-2	27	34	5	16	309	14.0
1983-84	27-27	809-30.0	119-266	.447	----	----	57-116	.491	231	8.6	81-6	37	78	7	54	29	10.9
Career	100/74	2170-21.7	423-884	.479	----	----	177-342	.518	737	7.4	265-12	82	204	37	117	1023	10.2

Karima Christmas

Year	G-GS	Min-Avg	FG-FGA	Pct	3P-3PA	Pct	FT-FTA	Pct	Reb	Avg	PF--FO	AST	TO	BS	ST	Pts	Avg
2007-08	30-0	317-10.6	50-96	.521	0-6	.000	23-39	.590	78	2.6	32-0	15	19	5	24	123	4.1
2008-09	32-2	616-19.3	84-170	.494	17-37	.459	54-83	.651	135	4.2	53-1	32	35	8	44	239	7.5
2009-10	36-18	922-25.6	121-281	.431	24-84	.286	81-113	.717	189	5.3	80-0	53	49	26	79	347	9.6
Career	98-20	2998-21.1	255-547	.466	41-127	.323	158-235	.672	401	4.1	165-1	100	103	29	147	709	7.2

Tracy Christopher

Year	G-GS	Min-Avg	FG-FGA	Pct	3P-3PA	Pct	FT-FTA	Pct	Reb	Avg	PF--FO	AST	TO	BS	ST	Pts	Avg
1985-86	23-0	179-7.8	26-55	.473	0-0	.000	13-22	.591	58	2.5	30-1	3	13	0	9	65	2.8
1986-87	27-2	257-9.5	23-53	.434	0-0	.000	13-24	.542	63	2.3	38-0	23	27	1	9	59	2.2
1987-88	28-5	355-12.7	30-66	.455	0-0	.000	10-26	.385	82	2.6	47-1	9	32	8	25	70	2.5
1988-89	28-28	882-31.5	95-189	.503	0-0	.000	49-86	.570	270	9.6	73-3	56	96	3	47	239	8.5
Career	106-35	1673-15.8	174-363	.479	0-0	.000	85-158	.538	473	4.5	188-5	91	168	12	90	433	4.1

Windsor Coggeshall

Year	G-GS	Min-Avg	FG-FGA	Pct	3P-3PA	Pct	FT-FTA	Pct	Reb	Avg	PF--FO	AST	TO	BS	ST	Pts	Avg
1993-94	20-0	184-9.2	22-63	.349	3-14	.214	5-6	.833	25	1.3	16-0	19	14	2	13	52	3.6
1994-95	24-0	271-11.3	38-103	.369	11-42	.262	11-16	.688	32	1.3	19-0	18	20	5	11	98	4.1
1995-96	25-16	567-22.7	74-173	.428	24-56	.429	4-9	.444	77	3.1	31-0	64	47	8	16	176	7.0
1999-97	27-15	408-15.1	46-105	.438	11-39	.282	0-1	.000	33	1.2	15-0	24	26	0	10	103	3.8
Career	96-31	1430-14.9	180-444	.405	49-151	.325	20-32	.625	167	1.7	81-0	125	107	15	50	429	4.5

Heather Conway

Year	G-GS	Min-Avg	FG-FGA	Pct	3P-3PA	Pct	FT-FTA	Pct	Reb	Avg	PF--FO	AST	TO	BS	ST	Pts	Avg
1980-81	5-0	---	13-23	.565	0-0	.000	11-21	.524	28	5.6	14-0	0	0	0	0	37	7.4
Career	5-0	---	13-23	.565	0-0	.000	11-21	.524	28	5.6	14-0	0	0	0	0	37	7.4

Jenny Copeland

Year	G-GS	Min-Avg	FG-FGA	Pct	3P-3PA	Pct	FT-FTA	Pct	Reb	Avg	PF--FO	AST	TO	BS	ST	Pts	Avg
1981-82	13-0	---	1-5	.200	0-0	.000	1-3	.333	3	0.2	3-0	2	0	0	0	3	.2
Career	13-0	---	1-5	.200	0-0	.000	1-3	.333	3	0.2	3-0	2	0	0	0	3	.2

Rometra Craig

Year	G-GS	Min-Avg	FG-FGA	Pct	3P-3PA	Pct	FT-FTA	Pct	Reb	Avg	PF--FO	AST	TO	BS	ST	Pts	Avg
2000-01	33-4	616-18.7	91-241	.378	34-62	.297	34-62	.548	71	2.2	57-0	40	65	2	36	238	7.2
2001-02	7-1	100-14.3	14-40	.350	7-12	.100	7-12	.583	12	1.7	20-0	9	11	1	9	36	5.1
Career	40-5	716-17.9	105-281	.374	41-74	.274	41-74	.554	83	2.1	77-0	49	76	3	45	274	6.9

Monique Currie

Year	G-GS	Min-Avg	FG-FGA	Pct	3P-3PA	Pct	FT-FTA	Pct	Reb	Avg	PF--FO	AST	TO	BS	ST	Pts	Avg
2001-02	35-22	971-27.7	178-360	.494	8-34	.235	138-179	.771	209	6.0	87-2	90	90	24	50	502	14.3
2002-03	Medical Redshirt																
2003-04	34-34	943-27.7	151-318	.475	10-42	.238	105-139	.755	208	6.1	103-4	101	83	28	53	417	12.6
2004-05	36-36	1127-31.3	218-489	.446	26-82	.317	168-215	.781	254	7.1	85-2	123	109	14	77	630	17.5
2005-06	35-35	972-27.8	202-425	.475	42-100	.420	127-155	.819	203	5.8	83-0	99	69	9	48	573	16.4
Career	140-127	4013-28.7	749-1592	.470	86-258	.333	538-688	.782	874	6.2	358-8	413	351	75	228	2122	15.2

Ali Day

Year	G-GS	Min-Avg	FG-FGA	Pct	3P-3PA	Pct	FT-FTA	Pct	Reb	Avg	PF--FO	AST	TO	BS	ST	Pts	Avg
1992-93	26-8	525-20.2	56-109	.514	0-1	.000	36-48	.750	95	3.7	58-1	24	60	5	20	148	5.7
1993-94	25-11	529-21.2	78-128	.609	0-1	.000	44-52	.846	97	3.9	39-0	18	37	2	25	200	8.0
1994-95	31-31	1012-32.6	190-342	.556	16-27	.593	103-124	.831	204	6.6	84-1	46	96	2	28	499	16.1
1995-96	33-33	975-29.5	149-302	.493	44-111	.396	46-63	.730	221	6.7	74-2	68	87	12	37	388	11.8
Career	115-83	3041-26.4	473-881	.537	60-140	.429	229-287	.798	617	5.4	255-4	156	280	21	110	1235	10.7

Leslie Earnhardt

Year	G-GS	Min-Avg	FG-FGA	Pct	3P-3PA	Pct	FT-FTA	Pct	Reb	Avg	PF--FO	AST	TO	BS	ST	Pts	Avg
1978-79	20-0	0-0.0	101-209	.483	0-0	.0	17-23	.739	115	5.8	34-0	37	0	0	0	219	11.0
1979-80	27-0	0-0.0	80-184	.435	0-0	.0	24-48	.632	123	4.6	45-0	23	0	0	0	184	6.8
Career	47-0	0-0.0	181-393	.461	0-0	.0	41-61	.672	238	5.1	79-0	60	0	0	0	403	8.6

Ruth Ellis

Year	G-GS	Min-Avg	FG-FGA	Pct	3P-3PA	Pct	FT-FTA	Pct	Reb	Avg	PF--FO	AST	TO	BS	ST	Pts	Avg
1977-78	20-0	---	58-156	.372	0-0	.000	48-64	.750	76	3.8	0-0	20	0	0	0	164	8.2
Career	20-0	---	58-156	.372	0-0	.000	48-64	.750	76	3.8	0-0	20	0	0	0	164	8.2

Nicole Erickson

Year	G-GS	Min-Avg	FG-FGA	Pct	3P-3PA	Pct	FT-FTA	Pct	Reb	Avg	PF--FO	AST	TO	BS	ST	Pts	Avg
1997-98	32-31	1017-31.8	129-321	.402	60-156	.385	92-105	.876	88	2.8	59-1	104	80	5	39	410	12.8
1998-99	34-28	974-28.6	123-288	.427	62-153	.405	69-78	.885	108	3.2	79-3	108	65	2	27	377	11.1
Career	66-59	1991-30.2	252-609	.414	122-309	.395	161-183	.880	196	3.0	138-4	212	145	7	66	787	11.9

Valerie Evans

Year	G-GS	Min-Avg	FG-FGA	Pct	3P-3PA	Pct	FT-FTA	Pct	Reb	Avg	PF--FO	AST	TO	BS	ST	Pts	Avg
1990-1991	26-0	149-5.7	16-28	.571	0-0	.000	7-11	.636	44	1.7	12-0	5	16	0	0	39	1.5
1992-1993	25-25	670-26.8	85-214	.397	0-1	.000	75-101	.743	153	6.1	64-2	21	43	11	14	245	9.8
1993-1994	18-6	193-10.7	22-59	.373	0-1	.000	14-23	.609	38	2.1	20-0	12	12	2	5	58	3.2
Career	69-31	1012-14.7	123-301	.409	0-2	.000	96-135	.711	235	3.4	96-2	38	71	13	19	342	5.0

Stephanie Fagerberg

Year	G-GS	Min-Avg	FG-FGA	Pct	3P-3PA	Pct	FT-FTA	Pct	Reb	Avg	PF--FO	AST	TO	BS	ST	Pts	Avg
1977-78	10-0	---	2-15	.133	0-0	.000	5-10	.500	5	0.5	0-0	0	0	0	0	9	0.9
Career	10-0	---	2-15	.133	0-0	.000	5-10	.500	5	0.5	0-0	0	0	0	0	9	0.9

Dade Fletcher

Year	G-GS	Min-Avg	FG-FGA	Pct	3P-3PA	Pct	FT-FTA	Pct	Reb	Avg	PF--FO	AST	TO	BS	ST	Pts	Avg
1987-88	14-0	40-2.9	3-4	.750	0-0	.000	6-9	.667	5	0.4	3-0	0	3	0	0	12	0.9
Career	14-0	40-2.9	3-4	.750	0-0	.000	6-9	.667	5	0.4	3-0	0	3	0	0	12	0.9

Jessica Foley

Year	G-GS	Min-Avg	FG-FGA	Pct	3P-3PA	Pct	FT-FTA	Pct	Reb	Avg	PF--FO	AST	TO	BS	ST	Pts	Avg
2002-03	32-0	246-13.3	61-147	.415	30-86	.349	22-26	.846	67	2.1	36-1	62	32	2	18	174	5.4
2003-04	34-0	563-16.6	66-190	.347	38-116	.328	17-20	.850	66	1.9	58-1	67	41	6	34	187	5.5
2004-05	34-32	1036-30.5	124-318	.390	68-191	.356	55-69	.797	137	4.0	74-2	122	73	9	64	371	10.9
2005-06	35-0	565-16.1	71-160	.444	39-97	.402	16-19	.842	57	1.6	47-1	59	47	3	28	197	5.6
Career	135-32	2590-19.2	322-815	.395	175-490	.357	110-134	.821	327	2.4	215-5	310	193	20	144	929	6.9

Jennifer Forte

Year	G-GS	Min-Avg	FG-FGA	Pct	3P-3PA	Pct	FT-FTA	Pct	Reb	Avg	PF--FO	AST	TO	BS	ST	Pts	Avg
1996-97	18-2	136-7.6	8-26	.308	0-0	.000	23-34	.676	40	2.2	29-0	4	19	1	4	39	2.2
1997-98	4-0	9-2.3	1-1	1.000	0-0	.000	0-0	.000	1	0.3	0-0	0	2	0	0	2	0.5
Career	22-2	145-6.6	9-27	.333	0-0	.000	23-34	.676	41	1.9	29-0	4	21	1	4	41	1.9

Kathy Friend

Year	G-GS	Min-Avg	FG-FGA	Pct	3P-3PA	Pct	FT-FTA	Pct	Reb	Avg	PF-FO	AST	TO	BS	ST	Pts	Avg
1977-78	14-0	---	50-125	.400	0-0	.000	10-13	.769	26	1.9	0-0	9	0	0	0	110	7.9
1978-79	10-0	---	5-23	.217	0-0	.000	0-0	.000	18	1.8	2-0	3	0	0	0	10	1.0
Career	24-0	---	55-148	.372	0-0	.000	10-13	.769	44	1.8	2-0	12	0	0	0	120	5.0

Carrem Gay

Year	G-GS	Min-Avg	FG-FGA	Pct	3P-3PA	Pct	FT-FTA	Pct	Reb	Avg	PF-FO	AST	TO	BS	ST	Pts	Avg
2005-06	26-0	229-8.8	40-64	.625	0-0	.000	16-25	.640	62	2.4	21-0	8	17	13	20	96	3.7
2006-07	34-34	791-23.3	122-210	.581	0-0	.000	55-74	.743	198	5.8	86-2	35	70	21	48	299	8.8
2007-08	35-11	676-19.3	96-201	.478	0-6	.000	40-67	.597	178	5.8	79-1	33	54	23	56	232	6.6
2008-09	33-28	673-20.4	89-198	.449	5-15	.333	36-52	.692	168	5.1	67-0	25	49	23	56	219	6.6
Career	128-73	2369-18.5	347-673	.516	5-21	.238	147-218	.674	606	5.1	253-3	101	190	80	180	846	6.6

Lello Gebisa

Year	G-GS	Min-Avg	FG-FGA	Pct	3P-3PA	Pct	FT-FTA	Pct	Reb	Avg	PF-FO	AST	TO	BS	ST	Pts	Avg
1999-00	15-0	81-5.4	13-27	.481	0-0	.000	7-11	.636	16	1.1	12-0	4	8	2	1	33	2.2
2000-01	18-0	80-4.4	7-17	.412	0-0	.000	3-7	.429	20	1.1	9-0	3	17	6	2	17	0.9
Career	33-0	161-4.9	20-44	.455	0-0	.000	10-18	.556	36	1.1	21-0	7	25	8	3	50	1.5

Krista Gingrich

Year	G-GS	Min-Avg	FG-FGA	Pct	3P-3PA	Pct	FT-FTA	Pct	Reb	Avg	PF-FO	AST	TO	BS	ST	Pts	Avg
1998-99	34-0	509-15.0	62-160	.388	29-72	.403	34-45	.756	70	2.1	40-0	65	48	1	14	187	5.5
1999-00	33-23	796-24.1	79-237	.333	39-116	.336	64-88	.727	71	2.2	64-1	100	76	0	43	261	7.9
2000-01	19-0	122-6.4	6-28	.214	3-17	.176	6-6	1.000	12	0.6	11-0	14	19	1	2	21	1.1
2001-02	34-3	589/17.3	61-147	.415	53-114	.465	23-26	.885	58	1.7	50-0	88	55	3	14	198	5.8
Career	120-26	2016/16.8	208-572	.364	124-319	.389	127-165	.770	211	1.8	165-1	267	198	5	73	667	5.6

Carol Giordano

Year	G-GS	Min-Avg	FG-FGA	Pct	3P-3PA	Pct	FT-FTA	Pct	Reb	Avg	PF-FO	AST	TO	BS	ST	Pts	Avg
1977-78	16-0	---	11-50	.220	0-0	.000	8-15	.533	26	1.6	0-0	1	0	0	0	30	1.9
Career	16-0	---	11-50	.220	0-0	.000	8-15	.533	26	1.6	0-0	1	0	0	0	30	1.9

Connie Goins

Year	G-GS	Min-Avg	FG-FGA	Pct	3P-3PA	Pct	FT-FTA	Pct	Reb	Avg	PF-FO	AST	TO	BS	ST	Pts	Avg
1982-83	19-16	381-20.1	71-159	.447	0-0	.000	37-50	.740	80	4.2	25-0	39	32	3	21	179	9.4
1983-84	27-25	668-24.7	91-192	.474	0-0	.000	66-92	.717	95	3.5	29-1	60	55	2	28	248	9.2
1984-85	27-27	838-31.0	124-255	.486	0-0	.000	86-106	.811	140	5.2	32-0	71	67	2	36	334	12.4
1985-86	28-28	821-29.3	142-300	.473	0-0	.000	95-126	.754	146	5.2	34-0	127	67	10	35	379	13.5
Career	101-96	2708-26.8	428-906	.472	0-0	.000	284-374	.759	461	4.6	120-1	297	221	17	120	1140	11.3

Jeanne Griffin

Year	G-GS	Min-Avg	FG-FGA	Pct	3P-3PA	Pct	FT-FTA	Pct	Reb	Avg	PF-FO	AST	TO	BS	ST	Pts	Avg
1978-79	9-0	155-7.8	3-20	.150	0-0	.000	1-2	.500	15	1.7	8-0	1	0	0	0	7	0.8
Career	9-0	155-7.8	3-20	.150	0-0	.000	1-2	.500	15	1.7	8-0	1	0	0	0	7	0.8

Olga Gvozdenovic

Year	G-GS	Min-Avg	FG-FGA	Pct	3P-3PA	Pct	FT-FTA	Pct	Reb	Avg	PF-FO	AST	TO	BS	ST	Pts	Avg
1999-00	20-1	155-7.8	12-29	.414	0-0	.000	16-19	.842	27	1.4	24-0	6	16	0	5	40	2.0
2000-01	16-0	100-6.3	10-20	.500	0-0	.000	9-15	.600	27	1.7	25-0	5	10	0	2	29	1.8
Career	36-1	255-7.1	22-49	.449	0-0	.000	25-34	.735	54	1.5	49-0	11	26	0	7	69	1.9

Tyish Hall

Year	G-GS	Min-Avg	FG-FGA	Pct	3P-3PA	Pct	FT-FTA	Pct	Reb	Avg	PF-FO	AST	TO	BS	ST	Pts	Avg
1993-94	23-3	290-12.6	55-93	.591	0-0	.000	29-39	.744	75	3.3	40-0	19	20	13	18	139	6.0
1994-95	31-30	805-26.0	124-199	.623	0-0	.000	43-70	.614	197	6.4	85-1	46	58	26	33	291	9.4
1995-96	33-33	982-29.8	216-330	.655	0-0	.000	65-93	.699	232	7.0	92-3	44	62	44	39	497	15.1
1996-97	22-21	359-16.3	149-240	.617	0-0	.000	63-88	.716	128	5.8	59-4	26	50	13	34	359	16.3
Career	109-87	2436-22.3	543-862	.630	0-0	.000	200-290	.690	632	5.8	276-8	135	190	96	124	1286	11.8

Lynne Hanrahan

Year	G-GS	Min-Avg	FG-FGA	Pct	3P-3PA	Pct	FT-FTA	Pct	Reb	Avg	PF-FO	AST	TO	BS	ST	Pts	Avg
1985-86	10-0	23-2.3	0-4	.000	0-0	.000	2-3	.667	5	0.5	1-0	0	0	0	0	2	0.2
Career	10-0	23-2.3	0-4	.000	0-0	.000	2-3	.667	5	0.5	1-0	0	0	0	0	2	0.2

Lindsey Harding

Year	G-GS	Min-Avg	FG-FGA	Pct	3P-3PA	Pct	FT-FTA	Pct	Reb	Avg	PF-FO	AST	TO	BS	ST	Pts	Avg
2000-01	37-16	958-25.9	84-192	.438	1-13	.077	62-81	.765	145	3.9	63-1	124	59	9	68	231	6.2
2001-02	34-33	1003-29.5	83-181	.459	7-29	.241	57-87	.655	154	4.5	60-1	168	76	2	67	230	6.8
2002-03	35-35	1012-28.9	138-287	.481	23-56	.411	75-96	.781	130	3.7	48-1	156	84	4	75	374	10.7
2003-04	34-34	1035-30.4	169-381	.444	24-63	.381	101-135	.748	136	4.0	49-0	131	77	10	51	463	13.6
Career	140-118	4008-28.6	474-1041	.455	55-161	.342	295-399	.739	565	4.0	220-3	579	296	25	261	1298	9.3

Jo Harlow

Year	G-GS	Min-Avg	FG-FGA	Pct	3P-3PA	Pct	FT-FTA	Pct	Reb	Avg	PF-FO	AST	TO	BS	ST	Pts	Avg
1980-81	23-0	---	38-71	.535	0-0	.000	8-12	.667	51	2.2	17-0	8	0	0	0	84	3.7
1982-83	29-0	---	87-216	.403	0-0	.000	48-70	.686	187	6.4	52-0	44	0	0	0	222	7.7
1983-84	25-23	478-19.1	89-202	.441	0-0	.000	27-31	.871	147	5.9	51-1	47	33	2	25	205	8.2
1984-95	27-27	933-34.6	110-231	.476	0-0	.000	39-58	.672	169	6.3	50-3	60	46	2	30	259	9.6
Career	104-50	1411-27.14	324-720	.450	0-0	.000	122-171	.713	554	5.3	170-4	159	79	4	55	770	7.4

Sue Harnett

Year	G-GS	Min-Avg	FG-FGA	Pct	3P-3PA	Pct	FT-FTA	Pct	Reb	Avg	PF-FO	AST	TO	BS	ST	Pts	Avg
1986-87	29-8	613-21.1	122-248	.492	0-0	.000	46-64	.719	168	5.8	64-0	30	33	37	7	290	10.0
1987-88	28-23	756-27.0	157-316	.497	0-1	.000	74-112	.661	218	7.8	79-3	36	78	36	13	388	13.9
1988-89	27-26	816-30.2	211-393	.537	0-0	.000	104-154	.675	222	8.2	78-1	41	73	21	40	526	19.5
1989-90	5-5	138-27.6	43-66	.652	0-0	.000	5-11	.455	44	8.8	19-2	3	18	4	4	91	18.2
1990-91	28-28	897-32.0	194-362	.536	0-0	.000	102-143	.713	247	8.8	69-3	54	88	32	22	490	17.5
Career	117-90	3220-27.5	727-1385	.525	0-1	.000	331-484	.684	899	7.7	309-9	164	290	130	86	1785	15.3

Allison Hart

Year	G-GS	Min-Avg	FG-FGA	Pct	3P-3PA	Pct	FT-FTA	Pct	Reb	Avg	PF-FO	AST	TO	BS	ST	Pts	Avg
1981-82	17-0	---	23-53	.434	0-0	.0	11-17	.647	54	3.2	28-0	7	0	0	0	57	3.4
1982-83	15-0	51-3.4	5-14	.357	0-0	.0	8-9	.889	17	1.1	10-0	3	4	0	0	18	1.2
1983-94	21-0	89-4.2	9-21	.429	0-0	.0	14-22	.636	25	1.2	14-0	2	15	0	1	32	1.5
Career	53-0	140-3.8	37-88	.420	0-0	.0	33-48	.688	96	1.8	52-0	12	19	0	1	107	2.0

Maureen Hathorn

Year	G-GS	Min-Avg	FG-FGA	Pct	3P-3PA	Pct	FT-FTA	Pct	Reb	Avg	PF-FO	AST	TO	BS	ST	Pts	Avg
1977-78	19-0	---	29-99	.293	0-0	.000	13-25	.520	86	4.5	0-0	3	0	0	0	71	3.7
Career	19-0	---	29-99	.293	0-0	.000	13-25	.520	86	4.5	0-0	3	0	0	0	71	3.7

Janee Hayes

Year	G-GS	Min-Avg	FG-FGA	Pct	3P-3PA	Pct	FT-FTA	Pct	Reb	Avg	PF-FO	AST	TO	BS	ST	Pts	Avg
1998-99	15-0	75-5.0	12-23	.522	0-0	.000	9-17	.529	22	1.5	7-0	0	3	1	3	33	2.2
1999-00	30-1	286-9.5	23-53	.434	0-0	.000	34-51	.667	61	2.0	13-0	5	20	2	9	80	2.7
Career	45-1	361-8.0	35-76	.461	0-0	.000	43-69	.632	83	1.8	20-0	5	23	3	12	113	2.5

Ada Healey

Year	G-GS	Min-Avg	FG-FGA	Pct	3P-3PA	Pct	FT-FTA	Pct	Reb	Avg	PF-FO	AST	TO	BS	ST	Pts	Avg
1980-81	23-0	---	58-146	.397	0-0	.000	30-41	.732	82	3.6	47-1	19	0	0	0	146	6.3
Career	23-0	---	58-146	.397	0-0	.000	30-41	.732	82	3.6	47-1	19	0	0	0	146	6.3

Juanita Hepburn

Year	G-GS	Min-Avg	FG-FGA	Pct	3P-3PA	Pct	FT-FTA	Pct	Reb	Avg	PF-FO	AST	TO	BS	ST	Pts	Avg
1997-98	11-0	47-4.3	10-20	.500	0-0	.000	9-14	.643	21	1.9	8-0	3	4	1	4	29	2.6
Career	11-0	47-4.3	10-20	.500	0-0	.000	9-14	.643	21	1.9	8-0	3	4	1	4	29	2.6

Maura Hertzog

Year	G-GS	Min-Avg	FG-FGA	Pct	3P-3PA	Pct	FT-FTA	Pct	Reb	Avg	PF-FO	AST	TO	BS	ST	Pts	Avg
1981-82	28-0	---	95-213	.446	0-0	.000	15-21	.714	74	2.6	59-1	69	0	0	0	205	7.3
1982-83	22-9	253-11.5	56-113	.496	0-0	.000	16-18	.889	43	2.0	41-2	38	34	0	31	128	5.8
1983-84	27-27	879-32.6	78-180	.433	0-0	.000	24-33	.727	62	2.3	69-0	72	91	11	65	180	6.7
1984-85	27-27	861-31.9	79-175	.451	0-0	.000	29-42	.690	73	2.7	59-0	79	78	8	53	187	6.9
Career	104-63	1993-30.2	308-681	.452	0-0	.000	84-114	.737	252	2.4	228-3	258	203	19	149	700	6.7

Chelsea Hopkins

Year	G-GS	Min-Avg	FG-FGA	Pct	3P-3PA	Pct	FT-FTA	Pct	Reb	Avg	PF-FO	AST	TO	BS	ST	Pts	Avg
2008-09	20-0	163-8.2	14-27	.519	1-1	1.000	24-32	.750	22	1.1	8-0	12	23	0	16	53	2.7
2009-10	26-0	213-8.2	10-27	.370	2-7	.286	9-17	.529	25	1.0	16-0	19	25	0	18	31	1.2
Career	46-0	376-8.2	24-54	.444	3-8	.375	33-49	.673	47	1.0	24-0	31	48	0	34	84	1.8

Hilary Howard

Year	G-GS	Min-Avg	FG-FGA	Pct	3P-3PA	Pct	FT-FTA	Pct	Reb	Avg	PF--FO	AST	TO	BS	ST	Pts	Avg
1995-96	23-12	650-28.3	39-101	.386	9-34	.265	19-30	.633	73	3.2	44-1	91	43	0	19	106	4.6
1996-97	30-30	1028-34.3	85-232	.366	30-89	.337	55-73	.753	83	2.8	45-1	149	97	2	38	255	8.5
1997-98	32-32	1002-31.3	115-253	.455	42-104	.404	42-59	.712	109	3.4	45-0	140	64	2	42	314	9.8
1998-99	36-36	1079-30.0	110-291	.378	51-127	.402	40-53	.755	116	3.2	57-0	153	85	2	45	311	8.6
Career	121-110	3759-31.1	349-877	.398	132-354	.373	156-215	.726	381	3.1	191-2	533	289	6	144	986	8.1

Caitlin Howe

Year	G-GS	Min-Avg	FG-FGA	Pct	3P-3PA	Pct	FT-FTA	Pct	Reb	Avg	PF--FO	AST	TO	BS	ST	Pts	Avg
2003-04	16-0	95-5.9	10-29	.345	5-18	.278	1-1	1.000	10	0.6	7-0	7	5	0	2	26	14.6
2004-05	11-1	173-15.7	17-57	.298	10-41	.244	4-5	.800	14	1.3	12-0	13	13	0	10	48	4.4
Career	27-1	268-9.9	27-86	.314	15-59	.244	5-6	.833	24	0.9	19-0	20	18	0	12	74	2.7

Brittany Hunter

Year	G-GS	Min-Avg	FG-FGA	Pct	3P-3PA	Pct	FT-FTA	Pct	Reb	Avg	PF--FO	AST	TO	BS	ST	Pts	Avg
2003-04	27-0	424-15.7	96-172	.558	0-0	.000	26-52	.500	131	4.9	58-1	20	41	33	22	218	8.1
Career	27-0	424-15.7	96-172	.558	0-0	.000	26-52	.500	131	4.9	58-1	20	41	33	22	218	8.1

Kim Hunter

Year	G-GS	Min-Avg	FG-FGA	Pct	3P-3PA	Pct	FT-FTA	Pct	Reb	Avg	PF--FO	AST	TO	BS	ST	Pts	Avg
1983-84	21-0	152-7.2	15-47	.319	0-0	.000	8-10	.800	9	0.4	25-0	10	21	0	30	38	1.8
1984-85	19-0	221-11.6	19-52	.365	0-0	.000	11-15	.733	23	1.2	16-0	32	35	0	13	49	2.6
1985-86	30-26	633-21.1	32-99	.323	0-0	.000	20-33	.606	32	1.1	65-2	59	61	0	28	84	2.8
1986-87	29-13	489-16.9	26-68	.382	0-0	.000	18-24	.750	47	1.6	47-2	45	53	0	16	70	2.4
Career	99-39	1495-15.1	92-266	.346	0-0	.000	57-82	.695	111	1.1	153-4	146	170	0	87	241	2.4

Stacy Hurd

Year	G-GS	Min-Avg	FG-FGA	Pct	3P-3PA	Pct	FT-FTA	Pct	Reb	Avg	PF--FO	AST	TO	BS	ST	Pts	Avg
1980-81	25-0	---	138-278	.496	0-0	.000	49-67	.731	174	7.0	64-1	18	---	---	---	325	13.0
1981-82	29-0	---	178-403	.442	0-0	.000	39-66	.591	192	6.6	77-3	29	---	---	---	395	13.6
1982-83	25-9	361-14.4	147-294	.500	0-0	.000	44-61	.721	138	5.5	38-1	24	30	4	8	338	13.5
1983-84	25-6	496-19.8	78-194	.402	0-0	.000	27-32	.844	91	3.6	21-0	26	39	11	15	183	7.3
Career	104-15	857-17.14	541-1169	.463	0-0	.000	159-226	.704	595	5.7	200-5	97	69	15	23	1241	11.9

Keturah Jackson

Year	G-GS	Min-Avg	FG-FGA	Pct	3P-3PA	Pct	FT-FTA	Pct	Reb	Avg	PF--FO	AST	TO	BS	ST	Pts	Avg
2006-07	23-0	205-8.9	17-42	.405	0-0	.000	11-18	.611	41	1.8	23-0	14	16	2	12	45	2.0
2007-08	35-10	594-17.0	60-143	.420	2-9	.222	23-46	.500	108	3.1	64-2	28	55	12	56	145	4.1
2008-09	32-16	583-18.2	39-118	.331	3-11	.273	18-35	.514	94	2.9	53-1	50	52	5	41	99	3.1
2009-10	36-33	956-26.6	83-202	.411	13-45	.289	32-56	.571	129	3.6	78-1	93	81	16	83	211	5.9
Career	126-59	2338-18.6	199-505	.394	18-65	.277	84-155	.542	372	3.0	218-4	185	204	35	192	500	4.0

Nicole Johnson

Year	G-GS	Min-Avg	FG-FGA	Pct	3P-3PA	Pct	FT-FTA	Pct	Reb	Avg	PF--FO	AST	TO	BS	ST	Pts	Avg
1990-91	27-1	359-13.3	45-108	.417	0-0	.000	13-25	.520	48	1.8	30-0	18	29	8	8	103	3.8
1991-92	28-22	759-27.1	107-249	.430	0-0	.000	67-93	.720	113	4.0	75-2	55	73	24	27	281	10.0
1992-93	19-13	442-23.3	42-122	.344	0-0	.000	35-47	.745	39-53	92	4.8	31	43	11	21	119	6.3
1993-94	27-27	707-26.2	100-222	.450	0-0	.000	46-60	.767	108	4.0	53-1	73	57	19	27	246	9.1
Career	101-63	2267-22.4	294-701	.419	0-0	.000	161-225	.716	361	3.6	204-5	177	202	62	83	749	7.4

Takisha Jones

Year	G-GS	Min-Avg	FG-FGA	Pct	3P-3PA	Pct	FT-FTA	Pct	Reb	Avg	PF--FO	AST	TO	BS	ST	Pts	Avg
1995-96	16-0	87-5.4	13-25	.520	0-0	.000	3-14	.214	27	1.7	17-0	2	10	2	1	29	1.8
1996-97	19-0	135-7.1	17-33	.515	0-0	.000	5-16	.313	45	2.4	20-1	3	6	3	3	39	2.1
1997-98	18-0	86-4.8	8-29	.276	0-0	.000	4-13	.308	24	1.3	20-0	0	7	0	0	20	1.1
1998-99	9-0	34-3.8	7-14	.500	0-0	.000	5-7	.714	16	1.8	6-0	1	4	0	1	19	2.1
Career	62-0	342-5.5	45-101	.446	0-0	.000	17-50	.340	112	1.8	63-1	6	27	5	5	107	1.7

Rita Kalinowski

Year	G-GS	Min-Avg	FG-FGA	Pct	3P-3PA	Pct	FT-FTA	Pct	Reb	Avg	PF--FO	AST	TO	BS	ST	Pts	Avg
1984-85	13-0	64-4.9	8-22	.364	0-0	.000	1-6	.167	26	2.0	10-0	2	3	1	0	17	1.3
1985-86	20-1	151-7.6	8-31	.258	0-0	.000	2-5	.400	42	2.1	13-0	3	10	2	1	18	0.9
1986-87	15-0	44-2.9	0-5	.000	0-0	.000	0-2	.000	13	0.9	5-0	2	3	0	1	0	0.0
Career	48-1	259-5.4	16-58	.276	0-0	.000	3-13	.231	81	1.7	28-0	7	16	3	2	35	0.7

Carey Kauffman

Year	G-GS	Min-Avg	FG-FGA	Pct	3P-3PA	Pct	FT-FTA	Pct	Reb	Avg	PF--FO	AST	TO	BS	ST	Pts	Avg
1991-92	26-3	295-11.3	49-110	.445	1-2	.500	22-32	.688	61	2.3	33-1	14	34	7	12	121	4.7
1992-93	27-27	790-29.3	136-288	.472	0-0	.000	54-72	.750	181	6.7	82.4	32	94	16	20	326	12.1
1993-94	27-19	679-25.1	142-274	.518	0-1	.000	59-87	.678	223	8.3	58-1	26	47	13	36	343	12.7
1994-95	31-31	993-32.0	179-383	.467	1-2	.500	79-96	.823	261	8.4	74-2	68	57	13	30	438	14.1
Career	111-80	2757-24.8	506-1055	.480	2-5	.400	214-287	.746	726	6.5	247-8	140	232	49	98	1228	11.1

Monika Kost

Year	G-GS	Min-Avg	FG-FGA	Pct	3P-3PA	Pct	FT-FTA	Pct	Reb	Avg	PF--FO	AST	TO	BS	ST	Pts	Avg
1987-88	28-0	263-9.4	20-37	.541	0-0	.000	23-34	.676	60	2.1	32-0	7	22	1	2	63	2.3
1989-90	28-25	890-31.8	108-212	.509	0-0	.000	90-142	.634	194	6.9	82-3	46	62	8	16	306	10.9
1990-91	27-27	822-30.4	94-182	.516	0-0	.000	89-147	.605	184	6.8	74-1	42	68	3	12	277	10.3
1991-92	29-28	833-28.7	112-203	.552	0-0	0.00	98-151	.649	174	6.0	70-2	39	62	3	17	322	11.1
Career	112-80	2808-25.1	334-634	.527	0-0	0.00	300-474	.633	612	5.5	258-6	134	214	15	47	968	8.6

Jenni Kraft

Year	G-GS	Min-Avg	FG-FGA	Pct	3P-3PA	Pct	FT-FTA	Pct	Reb	Avg	PF--FO	AST	TO	BS	ST	Pts	Avg
1988-89	28-3	564-20.1	125-245	.510	41-76	.539	90-100	.900	76	2.7	55-0	36	43	3	12	381	13.6
Career	28-3	564-20.1	125-245	.510	41-76	.539	90-100	.900	76	2.7	55-0	36	43	3	12	381	13.6

Vicki Krapohl

Year	G-GS	Min-Avg	FG-FGA	Pct	3P-3PA	Pct	FT-FTA	Pct	Reb	Avg	PF--FO	AST	TO	BS	ST	Pts	Avg
2000-01	21-0	117-5.6	8-20	.400	7-14	.500	5-7	.714	13	.6	11-0	18	15	1	9	28	1.3
2001-02	35-29	676-19.3	49-104	.471	46-97	.474	3-5	.600	74	2.1	21-0	94	44	1	40	147	4.2
2002-03	37-37	925-25.0	65-170	.382	59-155	.381	5-11	.455	65	1.8	37-1	98	52	1	43	194	5.2
2003-04	34-3	714-21.0	63-143	.441	59-137	.431	12-19	.632	61	1.8	29-0	80	30	1	40	197	5.8
Career	127-69	2432-19.1	185-437	.423	171-403	.424	25-42	.595	213	1.7	98-1	290	141	4	132	566	4.5

Barb Krause

Year	G-GS	Min-Avg	FG-FGA	Pct	3P-3PA	Pct	FT-FTA	Pct	Reb	Avg	PF--FO	AST	TO	BS	ST	Pts	Avg
1978-79	22-0	---	135-284	.475	0-0	.000	51-77	.662	237	10.8	57-0	26	0	0	0	321	14.6
1979-80	27-0	---	127-291	.436	0-0	.000	99-135	.733	251	9.3	84-5	22	0	0	0	535	13.1
1980-81	25-0	---	121-238	.508	0-0	.000	82-102	.804	244	9.8	79-2	37	0	0	0	324	13.0
Career	74-0	---	383-813	.471	0-0	.000	232-314	.739	732	9.9	220-7	85	0	0	0	998	13.5

Laura Kurz

Year	G-GS	Min-Avg	FG-FGA	Pct	3P-3PA	Pct	FT-FTA	Pct	Reb	Avg	PF--FO	AST	TO	BS	ST	Pts	Avg
2004-05	35-0	535-15.3	78-154	.506	33-73	.452	8-11	.727	78	2.2	61-1	28	40	21	23	197	5.6
2005-06	30-0	347-11.6	62-115	.539	23-52	.442	14-16	.875	73	2.4	35-0	13	19	7	18	161	5.4
Career	65-0	882-13.6	140-269	.520	56-125	.448	22-27	.815	151	2.3	97-1	41	59	28	41	358	5.5

Ellen Langhi

Year	G-GS	Min-Avg	FG-FGA	Pct	3P-3PA	Pct	FT-FTA	Pct	Reb	Avg	PF--FO	AST	TO	BS	ST	Pts	Avg
1985-86	30-0	370-12.6	59-131	.450	0-0	.000	15-25	.600	75	2.5	21-0	16	29	2	4	133	4.4
1986-87	28-1	246-8.8	34-93	.366	0-0	.000	9-15	.600	41	1.5	20-1	18	20	1	2	77	2.8
1987-88	28-5	418-14.9	59-159	.371	2-10	.200	13-23	.565	56	2.0	30-1	34	45	0	5	133	4.8
1988-89	28-28	765-27.3	104-281	.370	17-61	.279	40-51	.784	97	3.5	59-2	50	55	3	14	265	9.5
Career	114-34	1808-15.9	256-664	.386	19-71	.268	77-114	.675	269	2.4	130-4	118	149	6	25	608	5.3

Celeste Lavoise

Year	G-GS	Min-Avg	FG-FGA	Pct	3P-3PA	Pct	FT-FTA	Pct	Reb	Avg	PF--FO	AST	TO	BS	ST	Pts	Avg
1990-91	11-0	62-5.6	80-24	.33	0-0	.000	3-4	.750	12	1.1	4-0	1	5	0	1	19	1.7
1991-92	29-29	792-27.3	157-305	.515	0-1	.000	556-89	.629	181	6.2	67-2	67	62	11	30	370	12.8
Career	40-29	854-21.4	165-329	.502	0-1	.000	59-93	.634	193	4.8	71-2	68	67	11	31	389	9.7

Sue Leonard

Year	G-GS	Min-Avg	FG-FGA	Pct	3P-3PA	Pct	FT-FTA	Pct	Reb	Avg	PF--FO	AST	TO	BS	ST	Pts	Avg
1978-79	14-0	---	7-32	.219	0-0	.000	6-10	.600	9	0.6	7-0	14	0	0	0	20	1.4
Career	14-0	---	7-32	.219	0-0	.000	6-10	.600	9	0.6	7-0	14	0	0	0	20	1.4

Mary Lockey

Year	G-GS	Min-Avg	FG-FGA	Pct	3P-3PA	Pct	FT-FTA	Pct	Reb	Avg	PF--FO	AST	TO	BS	ST	Pts	Avg
1978-79	16-0	---	34-88	.386	0-0	.000	4-4	1.000	26	1.6	0-0	4	0	0	0	72	4.5
Career	16-0	---	34-88	.386	0-0	.000	4-4	1.000	26	1.6	0-0	4	0	0	0	72	4.5

Pam Markeiwicz

Year	G-GS	Min-Avg	FG-FGA	Pct	3P-3PA	Pct	FT-FTA	Pct	Reb	Avg	PF--FO	AST	TO	BS	ST	Pts	Avg
1978-79	21-0	---	38-82	.463	0-0	.000	8-11	.727	47	2.2	26-0	16	0	0	0	84	4.0
1979-80	21-0	---	19-41	.463	0-0	.000	4-4	1.000	10	.5	15-0	8	0	0	0	42	2.0
Career	42-0	---	57-123	.463	0-0	.000	12-15	.800	57	1.4	41-0	24	0	0	0	126	3.0

Kalita Marsh

Year	G-GS	Min-Avg	FG-FGA	Pct	3P-3PA	Pct	FT-FTA	Pct	Reb	Avg	PF--FO	AST	TO	BS	ST	Pts	Avg
2003-04	7-0	17-2.4	3-8	.375	1-2	.500	0-1	.000	4	.6	4-0	1	1	0	0	7	1.0
Career	7-0	17-2.4	3-8	.375	1-2	.500	0-1	.000	4	.6	4-0	1	1	0	0	7	1.0

Patti Martin

Year	G-GS	Min-Avg	FG-FGA	Pct	3P-3PA	Pct	FT-FTA	Pct	Reb	Avg	PF--FO	AST	TO	BS	ST	Pts	Avg
1981-82	11-0	---	7-20	.350	0-0	.000	1-2	.500	16	1.5	21-0	24	0	0	0	15	1.4
Career	11-0	---	7-20	.350	0-0	.000	1-2	.500	16	1.5	21-0	24	0	0	0	15	1.4

Kim Matthews

Year	G-GS	Min-Avg	FG-FGA	Pct	3P-3PA	Pct	FT-FTA	Pct	Reb	Avg	PF--FO	AST	TO	BS	ST	Pts	Avg
1978-79	22-0	---	65-164	.396	0-0	.000	53-81	.654	93	4.2	60-6	45	0	0	0	183	8.3
1919-80	27-0	---	60-159	.377	0-0	.000	65-101	.644	180	6.7	85-6	45	0	0	0	185	6.9
1980-81	17-0	---	29-72	.403	0-0	.000	41-54	.759	70	4.1	48-2	31	0	0	0	99	5.8
1981-82	28-0	---	48-101	.475	0-0	.000	49-62	.790	79	2.8	50-0	29	0	0	0	145	5.2
Career	94-0	---	202-496	.407	0-0	.000	208-298	.698	422	4.5	234-14	150	0	0	0	612	6.5

Michele Matyasovsky

Year	G-GS	Min-Avg	FG-FGA	Pct	3P-3PA	Pct	FT-FTA	Pct	Reb	Avg	PF--FO	AST	TO	BS	ST	Pts	Avg
1999-00	32-7	632-19.8	96-214	.449	12-41	.293	30-42	.714	98	3.1	75-2	28	59	14	11	234	7.3
2000-01	33-9	598-18.1	80-170	.471	8-23	.348	21-30	.700	96	2.9	93-3	25	54	19	22	189	5.7
2001-02	35-17	751-21.5	90-174	.517	14-39	.359	30-33	.909	130	3.7	79-2	34	47	16	25	224	6.4
2002-03	36-36	739-20.5	74-172	.430	13-45	.289	19-28	.679	126	3.5	87-1	43	33	19	32	180	5.0
Career	136-69	2720-20.0	340-730	.466	47-148	.318	100-133	.752	450	3.3	334-8	130	193	68	90	827	6.1

Tara McCarthy

Year	G-GS	Min-Avg	FG-FGA	Pct	3P-3PA	Pct	FT-FTA	Pct	Reb	Avg	PF--FO	AST	TO	BS	ST	Pts	Avg
1977-78	20-0	---	127-263	.483	0-0	.000	77-124	.621	107	5.4	0-0	65	0	0	0	331	16.6
1978-79	22-0	---	123-272	.452	0-0	.000	56-82	.683	66	3.0	49-0	72	0	0	0	302	13.7
1979-80	25-0	---	104-278	.374	0-0	.000	38-62	.613	73	2.9	45-0	75	0	0	0	246	9.8
Career	67-0	---	354-813	.435	0-0	.000	171-268	.638	246	3.7	94-0	212	0	0	0	879	13.1

Dana McDonald

Year	G-GS	Min-Avg	FG-FGA	Pct	3P-3PA	Pct	FT-FTA	Pct	Reb	Avg	PF--FO	AST	TO	BS	ST	Pts	Avg
1989-90	28-5	601-21.5	113-272	.415	36-98	.367	16-25	.640	55	2.0	55-1	31	57	0	22	278	9.9
1990-91	27-13	714-26.4	104-275	.378	18-65	.277	31-39	.795	62	2.3	62-2	44	50	2	28	257	9.5
1991-92	26-9	582-22.4	81-196	.413	10-49	.204	19-26	.731	47	1.8	47-0	42	41	3	37	191	7.3
1992-93	17-11	316-18.6	52-134	.388	13-30	.433	17-21	.810	44	2.6	38-2	28	34	1	14	134	7.9
Career	98-38	2213-22.6	350-877	.399	77-42	.318	83-111	.748	208	2.1	202-5	145	182	6	101	860	8.8

Pam McFarland

Year	G-GS	Min-Avg	FG-FGA	Pct	3P-3PA	Pct	FT-FTA	Pct	Reb	Avg	PF--FO	AST	TO	BS	ST	Pts	Avg
1988-89	10-0	23-2.3	0-1	.000	0-0	.000	0-1	.000	1	0.1	2-0	1	5	0	2	0	0.0
1989-90	18-0	18-1.0	2-9	.222	0-0	.000	2-4	.500	7	0.4	7-0	15	11	0	4	6	0.3
1990-91	28-16	433-15.5	8-26	.308	0-0	.000	12-25	.480	30	1.1	52-0	51	75	4	27	28	1.0
1991-92	24-10	232-9.7	3-15	.200	0-0	.000	1-4	.250	18	0.8	25-0	17	30	0	12	7	0.3
Career	80-26	706-8.8	13-51	.255	0-0	.000	15-34	.441	56	0.7	86-0	84	121	4	45	41	0.5

Jennifer McGinnis

Year	G-GS	Min-Avg	FG-FGA	Pct	3P-3PA	Pct	FT-FTA	Pct	Reb	Avg	PF--FO	AST	TO	BS	ST	Pts	Avg
1994-1995	13-0	82-6.3	12-28	.429	5-15	.333	5-9	.556	29	2.2	10-0	3	6	3	5	34	2.6
Career	13-0	82-6.3	12-28	.429	5-15	.333	5-9	.556	29	2.2	10-0	3	6	3	5	34	2.6

Heather McKaig

Year	G-GS	Min-Avg	FG-FGA	Pct	3P-3PA	Pct	FT-FTA	Pct	Reb	Avg	PF--FO	AST	TO	BS	ST	Pts	Avg
1990-91	10-0	25-2.5	1-4	.250	0-0	.000	0-0	.000	1	0.1	0-0	0	2	0	1	2	0.2
1991-92	13-0	37-2.8	4-7	.571	0-0	.000	3-4	.750	7	0.5	3-0	3	2	0	0	11	0.8
1992-93	3-0	---	0-1	.000	0-0	.000	0-0	.000	0	0.0	0-0	0	1	0	0	0	0.0
Career	26-0	62-2.7	5-12	.417	0-0	.000	3-4	.750	8	0.3	3-0	3	5	0	1	13	0.5

Jackie McKisson

Year	G-GS	Min-Avg	FG-FGA	Pct	3P-3PA	Pct	FT-FTA	Pct	Reb	Avg	PF-FO	AST	TO	BS	ST	Pts	Avg
1989-90	25-0	191-7.6	27-51	.529	0-0	.000	18-26	.692	43	1.7	30-0	3	18	1	3	72	2.9
Career	25-0	191-7.6	27-51	.529	0-0	.000	18-26	.692	43	1.7	30-0	3	18	1	3	72	2.9

Nazrawit Medhanie

Year	G-GS	Min-Avg	FG-FGA	Pct	3P-3PA	Pct	FT-FTA	Pct	Reb	Avg	PF-FO	AST	TO	BS	ST	Pts	Avg
1995-96	29-5	392-13.5	37-84	.440	25-60	.417	11-16	.688	34	1.2	60-3	44	46	0	25	110	3.8
1996-97	26-0	361-13.9	29-65	.446	26-55	.473	3-7	.429	60	2.3	40-1	23	39	0	12	87	3.3
1997-98	27-0	340-12.6	27-102	.265	22-82	.268	26-32	.813	47	1.7	33-0	22	29	0	20	102	3.8
1998-99	26-1	326-12.5	27-74	.365	17-54	.315	14-27	.519	37	1.4	43-2	28	32	1	15	85	3.3
Career	108-6	1419-13.1	120-325	.369	90-251	.359	54-82	.659	178	1.6	176-6	117	146	1	72	384	3.4

Katie Meier

Year	G-GS	Min-Avg	FG-FGA	Pct	3P-3PA	Pct	FT-FTA	Pct	Reb	Avg	PF-FO	AST	TO	BS	ST	Pts	Avg
1985-86	30-5	725-24.8	168-339	.496	0-0	.000	102-138	.739	148	4.9	84-4	84	87	11	58	438	14.6
1986-87	29-29	978-33.7	196-408	.480	0-0	.000	98-150	.653	151	5.2	76-3	129	106	11	68	490	16.9
1987-88	22-17	578-26.3	110-237	.464	4-17	.235	80-107	.748	123	5.6	50-1	83	69	15	54	304	13.8
1989-90	28-28	1009-36.0	179-390	.459	4-15	.267	167-229	.729	248	8.9	83-2	113	99	16	52	529	18.9
Career	109-79	3310-30.4	653-1374	.475	8-32	.250	447-624	.716	670	6.1	293-10	409	361	53	232	1761	16.2

Kristina Meiman

Year	G-GS	Min-Avg	FG-FGA	Pct	3P-3PA	Pct	FT-FTA	Pct	Reb	Avg	PF-FO	AST	TO	BS	ST	Pts	Avg
1991-92	15-0	79-5.3	7-21	.333	2-3	.667	2-3	.667	10	0.7	2-0	10	5	0	3	18	1.2
1992-93	25-14	396-15.8	57-127	.449	12-33	.364	45-53	.849	46	1.8	25-1	27	32	2	16	171	6.8
1993-94	26-3	326-12.5	53-123	.431	27-64	.422	39-49	.796	42	1.6	34-0	43	36	0	18	172	6.6
1994-95	30-1	401-13.4	54-125	.432	25-67	.373	26-36	.722	76	2.5	49-0	39	34	0	12	159	5.3
Career	96-18	1202-12.5	171-396	.432	66-167	.395	112-141	.794	174	1.8	110-1	119	107	2	49	520	5.4

Candy Mikels

Year	G-GS	Min-Avg	FG-FGA	Pct	3P-3PA	Pct	FT-FTA	Pct	Reb	Avg	PF-FO	AST	TO	BS	ST	Pts	Avg
1981-82	27-0	---	47-113	.416	0-0	.000	36-49	.735	90	3.3	49-0	6	0	0	0	130	4.8
1982-83	25-0	206-8.2	56-123	.455	0-0	.000	30-52	.577	80	3.2	60-2	11	43	2	9	142	5.7
1983-84	27-19	708-26.2	136-292	.466	0-0	.000	115-157	.732	171	6.3	91-6	21	84	9	20	387	14.3
1984-85	27-26	829-30.7	135-314	.430	0-0	.000	69-93	.742	213	7.9	32-0	71	73	13	29	339	12.6
Career	106-45	1743-22.1	374-842	.444	0-0	.000	250-351	.712	554	5.2	232-8	109	200	24	58	998	9.4

Brittany Mitch

Year	G-GS	Min-Avg	FG-FGA	Pct	3P-3PA	Pct	FT-FTA	Pct	Reb	Avg	PF-FO	AST	TO	BS	ST	Pts	Avg
2005-06	3-0	43-14.3	4-8	.500	1-4	.250	0-1	.000	4	1.3	6-0	10	7	1	4	9	3.0
2006-07	33-0	492-14.9	42-94	.447	13-44	.295	13-26	.500	64	1.9	48-0	37	29	3	35	110	3.3
2007-08	23-5	232-10.1	20-49	.408	4-22	.182	3-6	.500	20	0.9	21-0	24	15	1	19	47	2.0
Career	59-5	767-13.0	66-151	.437	18-70	.257	16-33	.485	88	1.5	75-0	71	51	5	58	166	2.8

Bridgette Mitchell

Year	G-GS	Min-Avg	FG-FGA	Pct	3P-3PA	Pct	FT-FTA	Pct	Reb	Avg	PF-FO	AST	TO	BS	ST	Pts	Avg
2006-07	33-0	405-12.3	64-124	.516	1-2	.500	33-2	.786	133	4.0	59-0	17	33	10	32	162	4.9
2007-08	29-6	279-9.6	28-78	.359	2-10	.200	17-33	.515	75	2.6	31-0	23	22	5	14	75	2.6
2008-09	33-11	411-12.5	56-134	.418	4-12	.333	31-41	.756	119	3.6	57-0	18	36	12	25	147	4.5
2009-10	36-26	743-20.6	118-264	.447	11-41	.268	55-69	.797	165	4.6	95-1	39	63	20	56	302	8.4
Career	131-43	266-600	266-600	.443	18-65	.278	136-185	.735	492	3.8	242-1	97	154	47	127	686	5.2

Sue Monroe

Year	G-GS	Min-Avg	FG-FGA	Pct	3P-3PA	Pct	FT-FTA	Pct	Reb	Avg	PF-FO	AST	TO	BS	ST	Pts	Avg
1977-78	12-0	---	2-11	.182	0-0	.000	4-4	1.000	6	0.5	0-0	0	0	0	0	8	0.7
1978-79	15-0	---	5-18	.278	0-0	.000	4-6	.667	11	0.7	15-0	4	0	0	0	14	0.9
1979-80	23-0	---	6-10	.600	0-0	.000	6-9	.667	16	0.7	15-0	8	0	0	0	18	0.8
Career	50-0	---	13-39	.333	0-0	.000	14-19	.737	33	0.7	30-0	12	0	0	0	40	0.8

Chris Moreland

Year	G-GS	Min-Avg	FG-FGA	Pct	3P-3PA	Pct	FT-FTA	Pct	Reb	Avg	PF-FO	AST	TO	BS	ST	Pts	Avg
1984-85	25-25	797-31.9	163-288	.566	---	---	113-160	.706	238	9.5	75-2	32	68	10	18	439	17.6
1985-86	30-29	917-30.6	254-438	.580	---	---	183-267	.685	354	11.8	78-1	20	74	9	25	691	23.0
1986-87	28-27	944-33.7	219-396	.553	---	---	148-222	.667	294	10.5	76-0	39	69	5	24	586	20.9
1987-88	28-28	891-31.8	192-326	.589	0-0	.000	132-219	.603	343	12.3	83-3	28	66	4	27	516	18.4
Career	111-109	3549-32.0	828-1448	.572	0-0	.000	576-868	.664	1229	11.1	312-6	119	277	28	94	2232	20.1

Dana Morgan

Year	G-GS	Min-Avg	FG-FGA	Pct	3P-3PA	Pct	FT-FTA	Pct	Reb	Avg	PF-FO	AST	TO	BS	ST	Pts	Avg
2003-04	10-0	38-3.8	4-10	.400	2-5	.400	0-0	.000	2	0.2	5-0	1	3	0	6	10	1
Career	10-0	38-3.8	4-10	.400	2-5	.400	0-0	.000	2	0.2	5-0	1	3	0	6	10	1

Leigh Morgan

Year	G-GS	Min-Avg	FG-FGA	Pct	3P-3PA	Pct	FT-FTA	Pct	Reb	Avg	PF-FO	AST	TO	BS	ST	Pts	Avg
1986-87	22-0	139-6.3	10-29	.345	0-0	.000	6-8	.750	8	0.4	12-0	16	23	1	4	26	1.2
1987-88	26-26	892-34.3	59-145	.407	16-50	.320	37-50	.740	55	2.1	58-1	93	87	1	30	171	6.6
1988-89	28-25	869-31.0	65-160	.406	29-69	.420	28-36	.778	65	2.3	66-3	118	72	0	26	187	6.7
1989-90	28-28	994-35.5	68-180	.378	45-110	.409	23-28	.821	63	2.3	60-2	113	88	1	26	204	7.3
Career	104-79	2894-27.8	202-514	.393	90-229	.393	94-122	.770	191	1.8	196-6	340	270	3	86	588	5.7

Tarlough Morgan

Year	G-GS	Min-Avg	FG-FGA	Pct	3P-3PA	Pct	FT-FTA	Pct	Reb	Avg	PF-FO	AST	TO	BS	ST	Pts	Avg
1977-78	4-0	---	0-1	.000	0-0	.000	0-0	.000	0	0	0	0	0	0	0	0	0.0
Career	4-0	---	0-1	.000	0-0	.000	0-0	.000	0	0	0	0	0	0	0	0	0.0

Sheana Mosch

Year	G-GS	Min-Avg	FG-FGA	Pct	3P-3PA	Pct	FT-FTA	Pct	Reb	Avg	PF-FO	AST	TO	BS	ST	Pts	Avg
1999-00	34-18	846-24.9	107-249	.430	11-28	.393	82-101	.812	112	3.3	49-1	65	67	3	51	307	9.0
2000-01	34-34	915-26.9	129-276	.467	7-18	.389	99-125	.792	154	4.5	41-0	66	60	5	42	364	10.7
2001-02	35-15	868-24.8	109-243	.449	12-39	.308	90-108	.833	123	3.5	46-1	86	57	5	33	320	9.1
2002-03	37-6	739-20.0	103-240	.429	11-38	.289	75-102	.735	111	3.0	48-0	54	39	3	57	292	7.9
Career	140-73	3368-24.1	448-1008	.444	41-123	.333	346-436	.794	500	3.6	184-2	271	223	16	183	1283	9.2

Kira Orr

Year	G-GS	Min-Avg	FG-FGA	Pct	3P-3PA	Pct	FT-FTA	Pct	Reb	Avg	PF-FO	AST	TO	BS	ST	Pts	Avg
1993-94	27-0	466-17.3	44-115	.383	7-31	.226	19-35	.543	49	1.8	47-0	56	73	1	28	114	4.2
1994-95	30-29	974-32.5	125-330	.379	28-91	.308	54-81	.667	121	4.0	73-1	126	103	1	57	332	11.1
1995-96	33-33	1151-34.9	155-371	.418	42-133	.316	82-113	.726	173	5.2	54-0	170	112	0	60	434	13.2
1996-97	29-29	984-33.9	176-419	.420	56-161	.348	100-120	.833	162	5.6	57-0	93	96	3	59	508	17.5
Career	119-91	3575-30.0	500-1235	.405	133-416	.320	255-349	.731	505	4.2	231-1	445	384	5	204	1388	11.7

Rochelle Parent

Year	G-GS	Min-Avg	FG-FGA	Pct	3P-3PA	Pct	FT-FTA	Pct	Reb	Avg	PF-FO	AST	TO	BS	ST	Pts	Avg
1997-98	23-3	279-12.1	33-55	.600	1-2	.500	25-47	.532	89	3.9	36-1	23	27	3	13	92	4.0
1998-99	32-10	442-13.8	52-80	.650	0-0	.000	27-38	.711	108	3.4	67-2	22	35	8	28	131	4.1
1999-00	32-30	764-23.9	66-114	.579	0-0	.000	49-65	.754	218	6.8	118-9	47	64	13	45	181	5.7
2000-01	34-34	887-26.1	63-120	.525	0-1	.000	51-89	.573	205	6.0	107-6	58	61	33	57	177	5.2
Career	121-77	2372-19.6	214-369	.580	1-3	.333	152-239	.636	620	5.1	328-18	150	187	57	143	581	4.8

Marcy Peterson

Year	G-GS	Min-Avg	FG-FGA	Pct	3P-3PA	Pct	FT-FTA	Pct	Reb	Avg	PF-FO	AST	TO	BS	ST	Pts	Avg
1988-89	27-1	474-17.6	75-201	.373	2-12	.167	39-58	.672	120	4.4	49-0	16	32	10	19	191	7.1
1989-90	27-22	739-27.4	97-254	.382	1-6	.167	28-59	.475	137	5.1	55-3	26	48	6	31	223	8.3
Career	54-23	1213-22.5	172-455	.378	3-18	.167	67-117	.573	257	4.8	104-3	42	80	16	50	414	7.7

Mary Ann Puckett

Year	G-GS	Min-Avg	FG-FGA	Pct	3P-3PA	Pct	FT-FTA	Pct	Reb	Avg	PF-FO	AST	TO	BS	ST	Pts	Avg
1993-94	5-0	30-6.0	7-9	.778	0-0	.000	2-4	.500	7	1.4	6-0	2	1	1	0	16	3.2
Career	5-0	30-6.0	7-9	.778	0-0	.000	2-4	.500	7	1.4	6-0	2	1	1	0	16	3.2

Kathy Radabaugh

Year	G-GS	Min-Avg	FG-FGA	Pct	3P-3PA	Pct	FT-FTA	Pct	Reb	Avg	PF-FO	AST	TO	BS	ST	Pts	Avg
1985-86	12-0	36-3.0	1-1	1.000	0-0	.000	2-5	.400	1	0.1	0-0	2	2	0	0	4	0.3
Career	12-0	36-3.0	1-1	1.000	0-0	.000	2-5	.400	1	0.1	0-0	2	2	0	0	4	0.3

Holly Reid

Year	G-GS	Min-Avg	FG-FGA	Pct	3P-3PA	Pct	FT-FTA	Pct	Reb	Avg	PF-FO	AST	TO	BS	ST	Pts	Avg
1979-80	23-0	---	16-48	.333	0-0	.000	10-18	.556	31	1.3	13-0	1.3	0	0	0	42	1.8
1980-81	19-0	---	17-38	.447	0-0	.000	6-9	.667	31	1.6	15-0	6	0	0	0	40	2.1
Career	42-0	---	33-86	.384	0-0	.000	16-27	.593	62	1.5	28-0	9	0	0	0	82	2.0

Lauren Rice

Year	G-GS	Min-Avg	FG-FGA	Pct	3P-3PA	Pct	FT-FTA	Pct	Reb	Avg	PF--FO	AST	TO	BS	ST	Pts	Avg
1996-97	28-4	356-12.7	29-70	.414	12-29	.414	21-28	.750	78	2.8	43-1	17	34	2	17	91	3.3
1997-98	32-6	556-17.4	58-138	.420	8-30	.267	71-98	.724	163	5.1	51-1	39	51	1	20	195	6.1
1998-99	32-3	533-16.7	47-115	.409	8-26	.308	74-92	.804	131	4.1	55-0	39	52	6	35	176	5.5
1999-00	34-32	1010-29.7	99-233	.425	37-104	.356	93-124	.750	234	6.9	81-3	109	96	8	60	328	9.6
Career	126-45	2455-19.5	233-556	.419	65-189	.344	259-342	.757	606	4.8	230-5	204	233	17	132	790	6.3

Teri Rodgers

Year	G-GS	Min-Avg	FG-FGA	Pct	3P-3PA	Pct	FT-FTA	Pct	Reb	Avg	PF--FO	AST	TO	BS	ST	Pts	Avg
1987-88	20-0	134-6.7	5-12	.417	0-2	.000	4-7	.571	9	0.5	6-0	18	21	0	2	14	0.7
1988-89	17-0	79-4.6	0-5	.000	0-1	.000	5-7	.714	7	0.4	2-0	9	8	0	3	5	0.3
1989-90	18-0	45-2.5	0-1	.000	0-0	.000	4-6	.667	3	0.2	5-0	2	8	0	1	4	0.2
Career	55-0	258-4.7	5-18	.278	0-3	.000	13-20	.650	19	0.3	13-0	29	37	0	6	23	0.4

Alexis Rogers

Year	G-GS	Min-Avg	FG-FGA	Pct	3P-3PA	Pct	FT-FTA	Pct	Reb	Avg	PF--FO	AST	TO	BS	ST	Pts	Avg
2009-10	24-0	125-5.2	15-36	.417	0-8	.000	5-7	.714	38	1.6	20-0	8	13	1	8	35	1.5
Career	24-0	125-5.2	15-36	.417	0-8	.000	5-7	.714	38	1.6	20-0	8	13	1	8	35	1.5

Jennifer Rokus

Year	G-GS	Min-Avg	FG-FGA	Pct	3P-3PA	Pct	FT-FTA	Pct	Reb	Avg	PF--FO	AST	TO	BS	ST	Pts	Avg
1979-80	16-0	---	2-9	.222	0-0	.000	3-5	.600	8	0.5	3-0	1	0	0	0	7	0.4
Career	16-0	---	2-9	.222	0-0	.000	3-5	.600	8	0.5	3-0	1	0	0	0	7	0.4

Claire Rose

Year	G-GS	Min-Avg	FG-FGA	Pct	3P-3PA	Pct	FT-FTA	Pct	Reb	Avg	PF--FO	AST	TO	BS	ST	Pts	Avg
1979-80	27-0	---	50-135	.370	0-0	.000	24-38	.632	34	1.3	27-0	34	0	0	0	124	4.6
1980-81	24-0	---	96-241	.398	0-0	.000	31-41	.756	42	1.8	53-2	97	0	0	0	223	9.3
1981-82	29-0	---	95-240	.396	0-0	.000	51-65	.785	40	1.4	59-0	122	0	0	0	241	8.3
1982-83	25-20	405-16.2	66-160	.413	0-0	.000	54-63	.857	38	1.5	44-0	82	45	3	27	186	7.4
Career	105-20	405-16.2	307-776	.396	0-0	.000	160-207	.773	154	1.5	183-2	335	45	3	27	774	7.4

Jennifer Scanlon

Year	G-GS	Min-Avg	FG-FGA	Pct	3P-3PA	Pct	FT-FTA	Pct	Reb	Avg	PF--FO	AST	TO	BS	ST	Pts	Avg
1992-93	27-4	592-21.9	102-255	.400	25-63	.397	40-68	.588	76	2.8	42-0	34	49	2	22	269	10.0
1993-94	27-25	676-25.0	118-267	.442	35-95	.368	45-59	.769	70	2.6	44-0	52	55	7	32	316	11.7
1994-95	31-31	947-30.5	142-337	.421	51-131	.389	69-100	.690	108	3.5	61-1	66	80	1	37	404	13.0
1995-96	33-33	1089-33.0	140-347	.403	48-131	.366	60-88	.682	136	4.1	60-1	107	70	2	31	388	11.8
Career	118-93	3304-28.0	502-1206	.416	159-420	.379	214-315	.679	390	3.3	207-2	259	254	12	122	1377	11.7

Kathleen Scheer

Year	G-GS	Min-Avg	FG-FGA	Pct	3P-3PA	Pct	FT-FTA	Pct	Reb	Avg	PF--FO	AST	TO	BS	ST	Pts	Avg
2008-09	22-0	134-6.1	20-56	.357	12-30	.400	2-6	.333	31	1.4	17-0	5	14	6	10	54	2.5
2009-10	29-0	190-6.6	22-74	.297	11-51	.216	11-17	.647	33	1.1	10-0	9	15	4	9	66	2.3
Career	51-0	324-6.4	42-130	.323	23-81	.284	13-23	.565	64	1.3	27-0	14	29	10	19	120	2.4

Georgia Schweitzer

Year	G-GS	Min-Avg	FG-FGA	Pct	3P-3PA	Pct	FT-FTA	Pct	Reb	Avg	PF--FO	AST	TO	BS	ST	Pts	Avg
1997-98	32-15	816-25.5	85-205	.415	37-104	.356	40-54	.741	89	2.8	47-0	73	52	4	41	247	7.7
1998-99	36-32	958-26.6	132-270	.489	40-96	.417	56-83	.675	147	4.1	63-0	103	83	14	35	360	10.0
1999-00	34-34	1069-31.4	187-408	.458	60-149	.403	98-127	.772	136	4.0	42-0	112	83	12	45	532	15.6
2000-01	34-34	1100-32.4	175-365	.479	65-155	.419	66-94	.702	161	4.7	58-0	140	92	11	50	481	14.1
Career	136-115	3943-29.0	579-1248	.464	202-504	.401	260-358	.726	533	3.9	210-0	428	310	41	171	1620	11.9

Shay Selby

Year	G-GS	Min-Avg	FG-FGA	Pct	3P-3PA	Pct	FT-FTA	Pct	Reb	Avg	PF--FO	AST	TO	BS	ST	Pts	Avg
2008-09	26-0	233-9.0	25-58	.431	10-24	.417	10-18	.556	20	0.8	21-0	13	28	2	15	70	2.7
2009-10	35-0	382-10.9	37-93	.398	16-48	.333	15-20	.750	52	1.5	32-0	36	28	3	32	105	3.0
Career	61-0	615-10.1	62-151	.411	26-72	.361	25-38	.658	72	1.2	53-0	49	56	5	47	175	2.9

Brooke Smith

Year	G-GS	Min-Avg	FG-FGA	Pct	3P-3PA	Pct	FT-FTA	Pct	Reb	Avg	PF--FO	AST	TO	BS	ST	Pts	Avg
2002-03	25-0	233-9.3	34-64	.531	0-1	.000	17-26	.654	62	2.5	16-0	9	16	11	11	85	3.4
Career	25-0	233-9.3	34-64	.531	0-1	.000	17-26	.654	62	2.5	16-0	9	16	11	11	85	3.4

Wanisha Smith

Year	G-GS	Min-Avg	FG-FGA	Pct	3P-3PA	Pct	FT-FTA	Pct	Reb	Avg	PF-FO	AST	TO	BS	ST	Pts	Avg
2004-05	36-35	1163-32.3	134-312	.429	41-100	.410	85-118	.720	101	2.8	80-3	154	134	3	61	394	10.9
2005-06	35-20	738-21.1	98-224	.438	20-63	.317	43-61	.705	96	2.7	56-2	121	74	4	42	259	7.4
2006-07	34-34	930-27.4	105-251	.418	27-75	.360	83-110	.755	147	4.3	48-0	135	89	3	36	320	9.4
2007-08	30-30	825-27.5	90-259	.347	30-98	.306	73-96	.760	94	3.1	44-0	86	78	1	28	283	9.4
Career	135-119	3656-27.1	427-1046	.408	118-336	.351	284-385	.738	438	3.2	228-5	496	375	11	167	1256	9.3

Amy Smolens

Year	G-GS	Min-Avg	FG-FGA	Pct	3P-3PA	Pct	FT-FTA	Pct	Reb	Avg	PF-FO	AST	TO	BS	ST	Pts	Avg
1977-78	4-0	---	1-1	1.000	0-0	.000	0-0	.000	0	0.0	0-0	0	0	0	0	2	0.5
Career	4-0	---	1-1	1.000	0-0	.000	0-0	.000	0	0.0	0-0	0	0	0	0	2	0.5

Carolyn Sonzagni

Year	G-GS	Min-Avg	FG-FGA	Pct	3P-3PA	Pct	FT-FTA	Pct	Reb	Avg	PF-FO	AST	TO	BS	ST	Pts	Avg
1983-84	21-0	202-9.6	41-95	.432	0-0	.000	22-32	.688	23	1.1	24-0	12	27	0	12	104	5.0
1984-85	21-0	136-6.5	17-45	.378	0-0	.000	11-18	.611	16	0.8	15-0	10	20	2	5	45	2.1
1985-86	30-4	551-18.4	66-142	.465	0-0	.000	49-65	.754	32	1.1	63-2	63	79	4	40	181	6.0
1986-87	29-16	667-23.0	71-153	.464	0-0	.000	29-46	.630	41	1.4	72-4	87	91	2	44	171	5.9
Career	101-20	1556-15.4	195-435	.448	0-0	.000	111-161	.689	112	1.1	174-6	172	217	8	101	501	5.0

Alice Steuby

Year	G-GS	Min-Avg	FG-FGA	Pct	3P-3PA	Pct	FT-FTA	Pct	Reb	Avg	PF-FO	AST	TO	BS	ST	Pts	Avg
1989-90	7-0	19-2.7	2-2	1.000	0-0	.000	0-2	.000	5	0.7	1-0	0	2	0	0	4	0.6
Career	7-0	19-2.7	2-2	1.000	0-0	.000	0-2	.000	5	0.7	1-0	0	2	0	0	4	0.6

Sarah Sullivan

Year	G-GS	Min-Avg	FG-FGA	Pct	3P-3PA	Pct	FT-FTA	Pct	Reb	Avg	PF-FO	AST	TO	BS	ST	Pts	Avg
1982-83	25-23	313-12.5	73-158	.462	0-0	.000	17-46	.370	140	5.6	83-5	11	20	53	3	163	6.5
1983-84	3-1	15-5.0	0-3	.000	0-0	.000	0-2	.000	4	1.3	7-0	0	2	2	1	0	0.0
1984-85	26-26	621-23.9	71-164	.433	0-0	.000	41-61	.672	139	5.3	93-5	38	52	37	7	183	7.0
1985-86	30-30	756-25.2	79-202	.391	0-0	.000	37-69	.536	214	7.1	112-6	27	44	58	16	195	6.5
1986-87	29-24	661-22.8	53-115	.461	0-0	.000	36-58	.621	174	6.0	105-7	30	48	45	17	142	4.9
Career	113-104	2366-20.9	276-642	.430	0-0	.000	131-236	.555	671	5.9	400-23	106	166	195	44	683	6.0

Sigrid Taylor

Year	G-GS	Min-Avg	FG-FGA	Pct	3P-3PA	Pct	FT-FTA	Pct	Reb	Avg	PF-FO	AST	TO	BS	ST	Pts	Avg
1977-78	13-0	0-0.0	2-8	.250	0-0	.000	3-10	.300	13	1.0	0-0	1	0	0	0	7	0.5
Career	13-0	0-0.0	2-8	.250	0-0	.000	3-10	.300	13	1.0	0-0	1	0	0	0	7	0.5

Kathy Tenney

Year	G-GS	Min-Avg	FG-FGA	Pct	3P-3PA	Pct	FT-FTA	Pct	Reb	Avg	PF-FO	AST	TO	BS	ST	Pts	Avg
1980-81	5-0	---	0-0	.000	0-0	.000	1-2	.500	0	0.0	1-0	0	0	0	0	1	0.2
Career	5-0	---	0-0	.000	0-0	.000	1-2	.500	0	0.0	1-0	0	0	0	0	1	0.2

Jasmine Thomas

Year	G-GS	Min-Avg	FG-FGA	Pct	3P-3PA	Pct	FT-FTA	Pct	Reb	Avg	PF-FO	AST	TO	BS	ST	Pts	Avg
2007-08	35-20	884-25.3	112-319	.351	24-97	.247	29-48	.604	98	2.8	55-0	82	88	30	52	277	7.9
2008-09	30-28	885-29.5	112-310	.361	28-98	.286	55-74	.743	82	2.7	48-0	98	78	7	50	307	10.2
2009-10	36-36	1168-32.4	206-532	.387	63-177	.356	102-129	.791	153	4.3	63-0	146	115	7	100	577	16.0
Career	101-84	2937-29.1	430-1161	.370	115-372	.309	186-251	.741	333	3.3	166-0	326	281	44	202	1161	11.5

Krystal Thomas

Year	G-GS	Min-Avg	FG-FGA	Pct	3P-3PA	Pct	FT-FTA	Pct	Reb	Avg	PF-FO	AST	TO	BS	ST	Pts	Avg
2007-08	30-0	359-12.0	52-112	.464	0-0	.000	26-42	.619	105	3.5	47-0	13	44	35	14	130	4.3
2008-09	33-0	383-11.6	50-118	.424	0-0	.000	42-63	.667	133	4.0	38-1	7	48	32	9	142	4.3
2009-10	36-26	852-23.7	100-199	.503	0-2	.000	64-112	.571	238	6.6	78-1	30	73	70	21	264	7.3
Career	99-26	1594-16.1	202-429	.471	0-2	.000	132-217	.608	476	4.8	163-2	50	165	137	44	536	5.4

Patti Thomasson

Year	G-GS	Min-Avg	FG-FGA	Pct	3P-3PA	Pct	FT-FTA	Pct	Reb	Avg	PF-FO	AST	TO	BS	ST	Pts	Avg
1979-80	27-0	---	84-215	.391	0-0	.000	16-21	.762	77	2.9	69-4	93	0	0	0	184	6.8
1980-81	25-0	---	40-104	.385	0-0	.000	16-21	.762	35	1.4	61-4	93	0	0	0	96	3.8
Career	52-0	---	124-319	.389	0-0	.000	35-42	.762	112	2.2	130-8	186	0	0	0	280	5.4

Iciss Tillis

Year	G-GS	Min-Avg	FG-FGA	Pct	3P-3PA	Pct	FT-FTA	Pct	Reb	Avg	PF--FO	AST	TO	BS	ST	Pts	Avg
2000-01	34-25	829-24.4	118-270	.437	27-74	.365	29-40	.725	188	5.5	86-2	60	70	40	54	292	8.6
2001-02	34-33	1032-30.4	197-436	.452	30-89	.337	62-91	.681	271	8.0	91-2	94	99	30	79	486	14.3
2002-03	37-37	1128-30.5	212-476	.445	47-122	.385	64-80	.800	273	7.4	93-3	79	91	38	80	535	14.5
2003-04	32-32	897-28.0	146-355	.411	24-82	.293	83-96	.865	214	6.7	82-3	68	61	43	57	399	12.5
Career	137-127	3886-28.4	673-1537	.438	128-367	.349	238-307	.775	946	6.9	352-10	301	321	151	270	1712	12.5

Michele VanGorp

Year	G-GS	Min-Avg	FG-FGA	Pct	3P-3PA	Pct	FT-FTA	Pct	Reb	Avg	PF--FO	AST	TO	BS	ST	Pts	Avg
1997-98	32-22	333-10.4	131-233	.562	6-19	.316	65-95	.684	130	4.1	82-2	23	71	22	12	333	10.4
1998-99	36-36	933-25.9	258-416	.620	2-8	.250	92-153	.601	197	5.5	97-5	40	95	36	21	610	16.9
Career	68-58	1266-18.6	389-649	.599	8-27	.296	157-248	.633	327	4.8	179-7	63	166	58	33	943	13.9

Allison Vernerey

Year	G-GS	Min-Avg	FG-FGA	Pct	3P-3PA	Pct	FT-FTA	Pct	Reb	Avg	PF--FO	AST	TO	BS	ST	Pts	Avg
2009-10	36-5	673-18.7	98-201	.488	0-0	.000	46-87	.529	175	4.9	72-3	16	74	29	21	242	6.7
Career	36-5	673-18.7	98-201	.488	0-0	.000	46-87	.529	175	4.9	72-3	16	74	29	21	242	6.7

Margo Walsh

Year	G-GS	Min-Avg	FG-FGA	Pct	3P-3PA	Pct	FT-FTA	Pct	Reb	Avg	PF--FO	AST	TO	BS	ST	Pts	Avg
1979-80	27-0	---	91-227	.401	0-0	.000	41-63	.651	89	3.3	45-0	25	0	0	0	223	8.3
1980-81	25-0	---	119-291	.409	0-0	.000	37-57	.649	80	3.2	61-2	61	0	0	0	275	11.0
1981-82	27-0	---	69-209	.330	0-0	.000	41-50	.820	59	2.2	36-0	46	0	0	0	179	6.6
1982-83	23-4	151-6.6	55-121	.455	0-0	.000	16-20	.800	52	2.3	28-0	22	21	1	9	126	5.5
Career	102-4	151-6.6	334-848	.394	0-0	.000	135-190	.711	280	2.7	170-2	154	21	1	9	803	7.9

Abby Waner

Year	G-GS	Min-Avg	FG-FGA	Pct	3P-3PA	Pct	FT-FTA	Pct	Reb	Avg	PF--FO	AST	TO	BS	ST	Pts	Avg
2005-06	35-15	758-21.7	111-246	.451	50-131	.382	38-55	.691	87	2.5	62-0	112	86	8	65	310	8.9
2006-07	34-34	969-28.5	175-380	.461	68-188	.362	60-78	.769	150	4.4	57-0	93	67	15	85	478	14.1
2007-08	31-31	921-29.7	110-336	.327	49-188	.261	50-68	.735	113	3.6	77-1	117	91	6	80	319	10.3
2008-09	31-31	975-31.5	107-321	.333	55-184	.299	32-41	.780	95	3.1	61-1	110	103	15	83	301	9.7
Career	131-111	3623-27.7	503-1283	.392	222-691	.321	180-242	.744	445	3.4	257-2	432	347	44	313	1408	10.7

Emily Waner

Year	G-GS	Min-Avg	FG-FGA	Pct	3P-3PA	Pct	FT-FTA	Pct	Reb	Avg	PF--FO	AST	TO	BS	ST	Pts	Avg
2005-06	23-0	202-8.8	17-54	.315	14-39	.359	5-7	.714	17	0.7	20-0	22	22	0	10	53	2.3
2006-07	31-0	464-15.0	40-122	.328	26-87	.299	6-9	.667	48	1.5	17-0	36	25	5	20	112	3.6
2007-08	18-3	177-9.8	11-29	.379	9-24	.375	1-4	.250	16	0.9	11-0	28	17	0	7	32	1.8
Career	72-3	843-11.7	68-205	.332	49-150	.327	12-20	.600	81	1.1	48-0	86	64	5	37	197	2.7

Lisa Warren

Year	G-GS	Min-Avg	FG-FGA	Pct	3P-3PA	Pct	FT-FTA	Pct	Reb	Avg	PF--FO	AST	TO	BS	ST	Pts	Avg
1977-78	20-0	---	65-192	.339	0-0	.000	67-109	.615	136	6.8	0-0	10	0	0	0	197	9.9
1978-79	22-0	---	85-195	.436	0-0	.000	46-70	.657	138	6.3	70-1	36	0	0	0	216	9.8
1979-80	27-0	---	107-248	.431	0-0	.000	53-85	.624	181	6.7	92-5	18	0	0	0	267	9.9
Career	69-0	---	257-635	.405	0-0	.000	166-264	.629	455	6.6	162-6	64	0	0	0	680	9.9

Susan Weeks

Year	G-GS	Min-Avg	FG-FGA	Pct	3P-3PA	Pct	FT-FTA	Pct	Reb	Avg	PF--FO	AST	TO	BS	ST	Pts	Avg
1983-84	10-0	25-2.5	3-6	.500	0-0	.000	3-8	.375	8	0.8	4-0	1	20	0	1	9	0.9
Career	10-0	25-2.5	3-6	.500	0-0	.000	3-8	.375	8	0.8	4-0	1	20	0	1	9	0.9

Missy West

Year	G-GS	Min-Avg	FG-FGA	Pct	3P-3PA	Pct	FT-FTA	Pct	Reb	Avg	PF--FO	AST	TO	BS	ST	Pts	Avg
1996-97	23-5	288-12.5	40-108	.370	19-54	.352	10-16	.625	44	1.9	35-0	12	19	0	14	109	4.7
1998-99	11-0	43-3.9	5-14	.357	1-6	.167	5-6	.833	6	0.5	3-0	1	3	0	3	16	1.5
1999-00	31-4	437-14.1	80-172	.465	38-98	.388	25-33	.758	48	1.5	29-0	29	30	3	26	223	7.2
2000-01	31-0	319-10.3	33-104	.317	17-61	.279	18-21	.857	43	1.4	26-0	33	26	1	22	101	3.3
Career	96-9	1087-11.3	158-398	.397	75-219	.342	58-76	.763	141	1.5	93-0	75	78	4	65	449	4.7

Crystal White

Year	G-GS	Min-Avg	FG-FGA	Pct	3P-3PA	Pct	FT-FTA	Pct	Reb	Avg	PF-FO	AST	TO	BS	ST	Pts	Avg
2000-01	27-0	163-6.0	25-52	.481	0-0	.000	13-25	.520	47	1.7	34-0	3	17	23	3	63	2.3
2001-02	7-0	103-14.7	18-33	.545	0-0	.000	7-11	.636	25	3.6	12-0	3	9	8	3	43	6.1
Career	34-00	266-7.8	43-85	.506	0-0	.000	20-36	.556	72	2.1	46-0	6	26	31	6	106	3.1

Wynter Whitley

Year	G-GS	Min-Avg	FG-FGA	Pct	3P-3PA	Pct	FT-FTA	Pct	Reb	Avg	PF-FO	AST	TO	BS	ST	Pts	Avg
2001-02	35-20	772-22.1	89-185	.481	10-32	.313	84-118	.712	171	4.9	90-2	26	67	16	37	272	7.8
2002-03	37-1	547-14.8	60-154	.390	5-29	.172	37-60	.617	102	2.8	75-1	19	45	12	25	162	4.4
2003-04	4-0	26-6.5	2-7	.286	0-0	.000	0-0	.000	7	1.8	3-0	1	2	1	1	4	1.0
2004-05	35-4	676-19.3	73-166	.440	4-25	.160	41-61	.672	106	3.0	72-0	46	66	10	51	191	5.5
Career	111-25	2021-18.2	224-512	.438	19-86	.221	162-239	.678	386	3.5	240-3	92	180	39	114	629	5.7

Traci Williams

Year	G-GS	Min-Avg	FG-FGA	Pct	3P-3PA	Pct	FT-FTA	Pct	Reb	Avg	PF-FO	AST	TO	BS	ST	Pts	Avg
1987-88	26-8	419-16.1	46-148	.311	1-4	.250	36-58	.621	46	1.8	53-4	35	74	2	24	129	5.0
1988-89	19-5	341-17.9	47-122	.385	0-1	.000	39-61	.639	66	3.5	31-1	33	43	2	15	133	7.0
1989-90	28-27	859-30.7	101-260	.388	1-4	.250	52-79	.658	213	7.6	96-7	66	76	6	31	255	9.1
1990-91	27-27	871-32.3	146-316	.462	2-6	.333	99-136	.728	204	7.6	73-1	66	82	13	38	393	14.6
Career	100-67	2490-24.9	340-846	.402	4-15	.267	226-334	.677	529	5.3	253-13	200	275	23	108	910	9.1

Shannon Willis

Year	G-GS	Min-Avg	FG-FGA	Pct	3P-3PA	Pct	FT-FTA	Pct	Reb	Avg	PF-FO	AST	TO	BS	ST	Pts	Avg
1990-91	27-1	316-11.7	52-108	.481	0-0	.000	28-43	.651	92	3.4	34-0	6	33	11	9	132	4.9
1991-92	28-1	460-16.4	80-150	.533	0-0	.000	44-79	.557	152	5.4	55-2	14	50	16	18	204	7.3
1992-93	4-0	32-8.0	0-6	.000	0-0	.000	2-3	.667	6	1.5	5-0	0	3	1	3	2	0.5
Career	59-2	808-13.7	132-264	.500	0-0	.000	74-125	.592	250	4.2	94-2	20	86	28	30	338	5.7

All-Time Results

Year-by-Year Results.....	116-122
Duke's 100-Point Games.....	122
Duke Year-by-Year	123
Duke Versus Ranked Opponents	124-125
All-Time Series Results	126-33
Duke Versus the Conferences.....	134

ALL-TIME RESULTS

2010-11 WOMEN'S BASKETBALL MEDIA GUIDE

1975-76**Coach: Emma Jean Howard****Record: 0-14**

Dec. 3	State Augustine	L	45-65
Dec. 6	Pfeiffer	L	49-77
Dec. 9	at Peace	L	48-81
Jan. 13	at North Carolina	L	53-85
Jan. 15	N.C. Central	L	36-64
Jan. 20	EAST Carolina	L	31-72
Jan. 22	at Campbell	L	55-73
Jan. 26	N.C. Central	L	43-44
Jan. 29	N.C. State	L	37-67
Jan. 31	at UNC Charlotte	L	47-64
Feb. 3	Campbell	L	69-72
Feb. 7	at Elon College	L	43-82
Feb. 14	Elon College	L	47-50
Feb. 19	at N.C. State	L	35-78

1976-77**Coach: Emma Jean Howard****Record: 2-12**

Jan. 19	at Wake Forest	L	52-57
Jan. 21	Elon College	L	47-48
Jan. 25	UNC Charlotte	W	64-60
Jan. 28	Virginia Commonwealth	L	48-49
Feb. 1	#14 N.C. State	L	35-87
Feb. 3	at Campbell	L	63-78
Feb. 5	Shaw	L	59-76
Feb. 8	at Shaw	L	51-89
Feb. 11	at Western Carolina	L	45-77
Feb. 12	at N.C. Central	L	47-52
Feb. 16	N.C. Central	W	58-53
Feb. 19	Campbell	L	48-66
Feb. 21	at Elon College	L	38-74
Feb. 24	vs. Campbell ¹	L	50-61

1 - NCAIAW Tournament (High Point, N.C.)

1977-78**Coach: Debbie Leonard****Record: 1-19, 0-8 ACC (7th)**

Dec. 1	UNC Greensboro	L	57-82
Dec. 3	at EAST Carolina	L	55-80
Dec. 5	Virginia*	L	57-74
Dec. 8	Wake Forest*	L	54-55
Jan. 11	at Clemson*	L	59-118
Jan. 14	#7 Maryland*	L	47-117
Jan. 19	at #2 N.C. State*	L	43-125
Jan. 20	at Virginia Commonwealth	W	65-59
Jan. 24	at North Carolina*	L	68-87
Jan. 26	at UNC Greensboro	L	63-81
Jan. 28	at Appalachian State	L	60-87
Feb. 2	#2 N.C. State*	L	36-86
Feb. 4	at UNC Charlotte	L	62-72
Feb. 6	EAST Carolina	L	66-70
Feb. 9	vs. #7 Maryland ¹	L	39-103
Feb. 16	Appalachian State	L	68-75
Feb. 18	Western Carolina	L	56-93
Feb. 20	at Davidson	L	61-62
Feb. 24	North Carolina*	L	72-80
Mar. 2	vs. EAST Carolina ²	L	47-87

1 - ACC Tournament (Charlottesville, VA)

2 - NCAIAW Tournament (Greenville, N.C.)

1978-79**Coach: Debbie Leonard****Record: 11-11, 3-6 ACC (5th)**

Nov. 28	UNC Wilmington	W	71-61
Nov. 30	at Wake Forest*	W	65-52
Dec. 2	at EAST Carolina	L	66-81
Dec. 4	Guilford	W	82-48
Dec. 7	North Carolina*	L	65-82
Dec. 12	at Virginia Commonwealth	W	70-57
Jan. 10	Catawba	W	82-33

Jan. 13	Georgia Tech*	W	70-55
Jan. 16	at UNC Greensboro	W	65-51
Jan. 18	at #3 Maryland*	L	55-82
Jan. 20	#7 N.C. State*	L	44-99
Jan. 24	at Virginia*	L	61-68
Jan. 26	Peace	W	90-75
Jan. 29	Wake Forest*	W	77-66
Jan. 31	UNC Greensboro	W	64-52
Feb. 5	Clemson*	L	58-94
Feb. 8	vs. Clemson ¹	L	56-81
Feb. 12	Davidson	W	78-25
Feb. 16	at Appalachian State	L	64-85
Feb. 17	at Western Carolina	L	78-89
Feb. 20	at North Carolina*	L	54-69
Feb. 22	vs. EAST Carolina ²	L	46-69

1 - ACC Tournament (Raleigh, N.C.)

2 - NCAIAW Tournament (Boone, N.C.)

1979-80**Coach: Debbie Leonard****Record: 14-13, 5-5 ACC (4th)**

Nov. 24	vs. Wake Forest* ¹	W	80-70
Nov. 25	at Virginia*	L	58-74
Nov. 29	at #5 N.C. State*	L	55-86
Dec. 1	EAST Carolina	W	76-75
Dec. 3	at Furman	W	90-56
Dec. 6	at North Carolina*	L	58-91
Dec. 8	UNC Asheville	W	101-53
Dec. 21	vs. St. John's	L	55-79
Dec. 22	at Princeton	W	66-61
Jan. 5	Colorado	L	64-78
Jan. 9	at #18 Clemson*	L	56-111
Jan. 11	Connecticut	L	69-81
Jan. 12	vs. Georgia State	L	57-68
Jan. 16	Wake Forest*	W	71-68
Jan. 18	#15 Maryland*	L	63-82
Jan. 19	Virginia Commonwealth	W	64-58
Jan. 21	at Georgia Tech*	W	72-71
Jan. 23	Virginia*	W	65-63
Jan. 28	Peace	W	83-60
Feb. 2	Appalachian State	W	88-70
Feb. 5	at UNC Wilmington	L	67-68
Feb. 8	vs. North Carolina ²	L	63-85
Feb. 11	at UNC Greensboro	W	82-74
Feb. 14	UNC Charlotte	W	66-61
Feb. 19	at Guilford	W	82-69
Feb. 22	vs. North Carolina ³	L	59-83
Feb. 23	vs. EAST Carolina ³	L	65-99

1 - ACC Tip-Off Classic (Charlottesville, Va.)

2 - ACC Tournament (College Park, Md.)

3 - NCAIAW Tournament (Raleigh, N.C.)

1980-81**Coach: Debbie Leonard****Record: 11-14, 3-6 ACC (6th)**

Nov. 21	at St. Joseph's	L	57-84
Nov. 22	at LaSalle	L	74-91
Nov. 29	George Mason	W	86-50
Dec. 2	UNC Wilmington	W	78-77
Dec. 4	#10 N.C. State*	L	78-96
Dec. 6	Appalachian State	W	90-71
Dec. 8	Wake Forest*	W	98-75
Dec. 10	at Virginia*	L	57-73
Jan. 2	at Cincinnati	L	64-86
Jan. 3	at Dayton	L	78-99
Jan. 5	at Xavier	W	74-46
Jan. 8	Manhattan	W	74-54
Jan. 10	at #17 Maryland*	L	68-85
Jan. 14	at Wake Forest*	W	76-61
Jan. 19	at EAST Carolina	L	69-79
Jan. 24	at Virginia Tech	L	55-66
Jan. 29	North Carolina*	L	65-77
Jan. 31	UNC Asheville	W	85-54

Feb. 2	#20 Clemson*	L	54-67
Feb. 6	Georgia Tech*	W	74-51
Feb. 7	Furman	W	89-48
Feb. 12	vs. #12 Maryland ¹	L	49-72
Feb. 18	at North Carolina*	L	47-77
Feb. 23	at Appalachian State	W	69-46
Mar. 2	vs. Appalachian State ²	L (OT)	73-74

1 - ACC Tournament (Clemson, S.C.)

2 - NCAIAW Tournament (Chapel Hill, N.C.)

1981-82**Coach: Debbie Leonard****Record: 14-15, 3-8 ACC (6th)**

Nov. 20	George Washington	W	82-45
Nov. 21	Marshall	L	57-58
Nov. 27	Georgia Tech*	W	62-50
Dec. 1	at Wake Forest*	L	60-67
Dec. 3	North Carolina*	L	47-73
Dec. 8	#9 N.C. State*	L	53-70
Dec. 11	Virginia Tech	W	71-58
Jan. 3	#12 Maryland*	L	52-65
Jan. 8	at Stetson	W	79-59
Jan. 9	vs. Georgia Southern	L	58-64
Jan. 12	Wake Forest*	W	75-52
Jan. 15	vs. James Madison ¹	L	75-76
Jan. 16	vs. Campbell ¹	W	83-64
Jan. 19	at North Carolina*	L	59-93
Jan. 23	at Clemson*	L	59-84
Jan. 25	Stetson	W	70-44
Jan. 27	Virginia*	W	80-63
Jan. 30	at Appalachian State	W	75-60
Feb. 5	at North Georgia	W	74-62
Feb. 6	at Georgia Tech*	L	61-64
Feb. 10	at #8 N.C. State*	L	61-81
Feb. 13	at UNC Asheville	W	60-45
Feb. 16	EAST Carolina	L	57-79
Feb. 19	Appalachian State	W	85-73
Feb. 21	at UNC Wilmington	L	57-59
Feb. 26	at #9 N.C. State ²	L	55-69
Mar. 9	James Madison ³	W	63-60
Mar. 12	at EAST Tennessee St. ⁴	W (OT)	74-73
Mar. 13	vs. Vanderbilt ⁴	L	57-75

1 - Played in Greenville, N.C.

2 - ACC Tournament (Raleigh, N.C.)

3 - AIAW Region II Tournament (Durham, N.C.)

4 - AIAW Region II Tournament (Johnson City, Tenn.)

1982-83**Coach: Debbie Leonard****Record: 15-10, 6-7 ACC (4th)**

Nov. 26	EASTern Kentucky	W	74-57
Dec. 1	at Clemson*	W	72-70
Dec. 4	UNC Charlotte	W	78-46
Dec. 10	vs. Furman	W	88-51
Dec. 11	vs. Baptist	W	86-37
Dec. 30	Virginia*	W	73-63
Jan. 3	at Georgia Tech*	W	55-43
Jan. 6	at Manhattan	L	64-69
Jan. 7	at Wagner	W	87-56
Jan. 11	#20 North Carolina*	L	68-84
Jan. 14	San Diego State	W	82-68
Jan. 18	#3 Maryland*	L	49-72
Jan. 22	Richmond	W	77-65
Jan. 26	at N.C. State*	L	55-71
Jan. 29	Clemson*	W	95-81
Jan. 31	Georgia Tech*	W	80-40
Feb. 2	at Wake Forest*	W	76-58
Feb. 5	at Virginia*	L	63-66
Feb. 13	at #8 Maryland*	L	68-89
Feb. 17	at #20 North Carolina*	L	65-82
Feb. 19	at UNC Charlotte	L	66-73
Feb. 22	#16 N.C. State*	L	81-102
Feb. 25	Appalachian State	W	89-51

ALL-TIME RESULTS

2010-11 WOMEN'S BASKETBALL MEDIA GUIDE

Feb. 28 Western Carolina W 77-67
 Mar. 4 Clemson¹ L (OT) 92-93
 1 - ACC Tournament (Fayetteville, N.C.)

1983-84
Coach: Debbie Leonard
Record: 13-14, 5-9 ACC (6th)
 Nov. 26 N.C. Central W 103-60
 Nov. 27 Mars Hill W 90-47
 Nov. 29 Virginia* L 58-72
 Dec. 2 vs. Toledo¹ W 66-59
 Dec. 3 at EASTern Kentucky¹ L 44-46
 Dec. 6 #15 Clemson* L 72-78
 Dec. 10 at #8 Maryland* L 54-81
 Dec. 29 vs. Providence² L 64-65
 Dec. 30 vs. Seton Hall² L 67-74
 Jan. 1 vs. Florida International² L 56-83
 Jan. 7 at Georgia Tech* W 74-72
 Jan. 11 at North Carolina* L 63-72
 Jan. 14 Pennsylvania W 74-47
 Jan. 17 at #14 Clemson* L 73-79
 Jan. 20 Wake Forest* W 66-57
 Jan. 24 #20 N.C. State* L 62-86
 Jan. 28 at Richmond W 81-71
 Feb. 1 at Wake Forest* L 58-73
 Feb. 4 at #17 Virginia* L 55-82
 Feb. 8 #17 Maryland* L 63-64
 Feb. 11 Georgia Tech* W 69-61
 Feb. 16 #16 North Carolina* W 80-67
 Feb. 18 Campbell W 89-64
 Feb. 21 at #15 N.C. State* W (OT) 74-73
 Feb. 25 UNC Wilmington W 87-69
 Feb. 27 North Carolina A&T W 78-39
 Mar. 2 vs. #16 N.C. State³ L 68-81

1 - EASTern Kentucky Tournament (Richmond, Ky.)
 2 - Dial Classic (Miami, Fla.)
 3 - ACC Tournament (Fayetteville, N.C.)

1984-85
Coach: Debbie Leonard
Record: 19-8, 7-7 ACC (5th)
 Nov. 20 N.C. Central W 109-53
 Nov. 23 vs. Furman¹ W 103-66
 Nov. 24 vs. William & Mary¹ W 86-48
 Nov. 28 Mars Hill W 93-60
 Dec. 1 at Radford W 83-64
 Dec. 5 at Wake Forest* L 53-64
 Dec. 8 Maryland* W 68-58
 Dec. 20 at Stetson W 67-56
 Dec. 20 vs. Georgetown² W 84-49
 Dec. 21 vs. Georgia Southern² W 71-65
 Dec. 31 Clemson* W 84-76
 Jan. 5 #11/-- Virginia* L 58-75
 Jan. 8 North Carolina* W 63-62
 Jan. 12 at Georgia Tech* W 65-58
 Jan. 14 at Clemson* W 76-70
 Jan. 19 Wake Forest* L 55-59
 Jan. 22 at N.C. State* L 62-68
 Jan. 25 Georgia Tech* W 75-67
 Jan. 29 Richmond W 73-46
 Feb. 2 at #15/17 Virginia* L 66-74
 Feb. 6 at Maryland* W 63-60
 Feb. 12 at North Carolina* L 68-88
 Feb. 15 Virginia Commonwealth W 86-62
 Feb. 19 #15/15 N.C. State* L 72-73
 Feb. 23 at UNC Wilmington W 96-86
 Mar. 1 vs. Clemson³ W 81-76
 Mar. 2 vs. #14/14 N.C. State³ L 57-89

1 - Duke/WFU Doubleheader (Winston-Salem, N.C.)
 2 - USF Holiday Classic (Tampa, Fla.)
 3 - ACC Tournament (Fayetteville, N.C.)

1985-86
Coach: Debbie Leonard
Record: 21-9, 9-5 ACC (3rd)
Women's National Invitational
 Nov. 23 Maryland-EASTern Shore W 85-58
 Nov. 26 Cheyney W 98-66
 Nov. 30 at George Mason W 85-66
 Dec. 1 at Richmond W 99-65
 Dec. 4 Wake Forest* W 77-67
 Dec. 7 at Maryland* L 60-74
 Dec. 18 at Rider W 79-36
 Dec. 19 at Seton Hall W 88-66
 Dec. 27 vs. Washington¹ L 71-83
 Dec. 28 vs. Cheyney¹ W 100-56
 Dec. 30 Indiana State W 94-40
 Jan. 4 Radford W 86-72
 Jan. 7 #19/18 North Carolina* W 79-78
 Jan. 11 at Georgia Tech* W 78-69
 Jan. 13 at Clemson* W 93-77
 Jan. 18 at #4/4 Virginia* L 76-90
 Jan. 21 N.C. State* W 70-66
 Jan. 25 Georgia Tech* W 77-61
 Jan. 27 Princeton W 77-35
 Feb. 1 #3/3 Virginia* L 67-81
 Feb. 5 at N.C. State* L 86-102
 Feb. 8 Clemson* W 80-76
 Feb. 12 at #13/13 North Carolina* W 86-79
 Feb. 15 at Wake Forest* W 76-59
 Feb. 17 UNC Asheville W 95-41
 Feb. 22 Maryland* L 67-72
 Mar. 1 vs. Wake Forest² L 71-72
 Mar. 20 at West Texas State³ W 68-67
 Mar. 21 vs. Northwestern State³ L 88-89
 Mar. 22 vs. Notre Dame³ L 67-74

1 - Texaco-Havoline Christmas Cl. (Villanova, Pa.)
 2 - ACC Tournament (Fayetteville, N.C.)
 3 - WNIT (Amarillo, Texas)

1986-87
Coach: Debbie Leonard
Record: 19-10, 7-7 ACC (4th)
NCAA Tournament - Second Round
 Nov. 28 vs. Florida¹ W 76-74
 Nov. 29 at DePaul¹ L 72-78
 Dec. 3 Clemson* W 78-72
 Dec. 6 Appalachian State W 84-66
 Dec. 9 Winthrop W 80-45
 Dec. 12 at #16/17 Maryland* L 64-65
 Dec. 27 at Hofstra W 82-69
 Dec. 29 at St. John's² W 80-63
 Dec. 30 vs. Kentucky² W 68-63
 Jan. 2 EAST Carolina W 84-70
 Jan. 4 Old Dominion W 63-56
 Jan. 7 at North Carolina* L 68-76
 Jan. 10 Brigham Young W 80-60
 Jan. 14 Wake Forest* L 72-73
 Jan. 17 #--/22 Maryland* W 70-63
 Jan. 21 #14/14 N.C. State* L 79-86
 Jan. 24 at #6/6 Virginia* L 43-71
 Jan. 26 Georgia Tech* W 85-66
 Jan. 31 at Wake Forest* W 84-63
 Feb. 3 at #13/15 N.C. State* W 76-69
 Feb. 7 at Georgia Tech* W 86-72
 Feb. 9 at Clemson* L 76-79
 Feb. 12 Richmond W 68-52
 Feb. 14 Northern Illinois W 85-68
 Feb. 21 #7/9 Virginia* W 77-76
 Feb. 23 North Carolina* L 67-83
 Feb. 28 vs. Maryland³ L 62-64
 Mar. 11 Manhattan⁴ W 70-55
 Mar. 14 at #5/6 Rutgers⁵ L 64-78

1 - DePaul Tournament (Chicago, Ill.)

2 - Cahill Invitational (Jamaica, N.Y.)
 3 - ACC Tournament (Fayetteville, N.C.)
 4 - NCAA First Round (Durham, N.C.)
 5 - NCAA Second Round (Piscataway, N.J.)

1987-88
Coach: Debbie Leonard
Record: 17-11, 5-9 ACC (5th)
 Nov. 27 Wisconsin W 86-66
 Nov. 30 Howard W 83-71
 Dec. 5 vs. Southern California¹ W 78-75
 Dec. 6 at Providence¹ W 87-75
 Dec. 10 EAST Tennessee State W 86-48
 Dec. 12 at EAST Carolina W 68-49
 Dec. 21 Harvard W 86-61
 Dec. 27 at California W 85-57
 Dec. 29 at San Jose State² W 86-47
 Dec. 30 vs. Purdue² W 76-71
 Jan. 2 Boston University W 73-58
 Jan. 4 Clemson* W 68-61
 Jan. 9 at #15/14 Maryland* L 73-83
 Jan. 12 at Wake Forest* L 57-58
 Jan. 15 Georgia Tech* W (OT) 77-71
 Jan. 19 at N.C. State* L 85-97
 Jan. 23 #14/14 Virginia* L 49-72
 Jan. 27 North Carolina* L 65-66
 Jan. 30 at Georgia Tech* W 80-71
 Feb. 1 at Clemson* L 65-78
 Feb. 6 Notre Dame W 66-78
 Feb. 10 at Old Dominion L 83-81
 Feb. 13 #11/12 Maryland* W 81-73
 Feb. 16 Wake Forest* L 59-62
 Feb. 20 at North Carolina* L 64-68
 Feb. 24 N.C. State* W 68-66
 Feb. 27 at #9/10 Virginia* L 67-79
 Mar. 5 vs. #--/25 Clemson³ L 65-81

1 - Lady Friar Classic (Providence, R.I.)
 2 - Tip-Off Classic (San Jose, Calif.)
 3 - ACC Tournament (Fayetteville, N.C.)

1988-89
Coach: Debbie Leonard
Record: 12-16, 2-12 ACC (7th)
 Nov. 25 vs. EASTern Washington¹ W 79-57
 Nov. 26 vs. San Diego¹ W 64-56
 Nov. 30 EAST Carolina W 93-60
 Dec. 2 Cleveland State² W 100-60
 Dec. 3 James Madison² W 80-79
 Dec. 5 William & Mary W 65-47
 Dec. 9 vs. Connecticut³ W 83-69
 Dec. 10 at Virginia Commonwealth³ W 83-76
 Dec. 20 #6/7 Stanford L 76-91
 Dec. 29 at Tulane W 80-72
 Dec. 30 at SoutheASTern Louisiana W 82-71
 Jan. 2 at Clemson* L 55-69
 Jan. 7 at #13/13 Virginia* L 66-78
 Jan. 10 at North Carolina* L (OT) 92-93
 Jan. 14 #8/8 Maryland* L 86-87
 Jan. 17 #16/14 N.C. State* L 68-75
 Jan. 21 #--/24 Old Dominion L 70-77
 Jan. 24 Wake Forest* L 69-72
 Jan. 28 Georgia Tech* L (OT) 94-97
 Jan. 31 at Richmond L 70-87
 Feb. 4 at #6/4 Maryland* L 64-100
 Feb. 8 Clemson* L 50-71
 Feb. 11 #14/14 Virginia* L 81-99
 Feb. 15 North Carolina* W 74-72
 Feb. 21 at #15/14 N.C. State* L 78-92
 Feb. 25 at Georgia Tech* W 78-71
 Feb. 27 at Wake Forest* L 74-79
 Mar. 4 vs. #14/14 N.C. State⁴ L 50-89

1 - DowneAST Auto Classic (Bangor, Maine)

ALL-TIME RESULTS

2010-11 WOMEN'S BASKETBALL MEDIA GUIDE

- 2 - Duke Dial Soap Classic (Durham, N.C.)
- 3 - VCU Classic (Richmond, Va.)
- 4 - ACC Tournament (Fayetteville, N.C.)

- 2 - Duke Dial Soap Classic (Durham, N.C.)
- 3 - Coca Cola Jowers Jamboree (San Marcos, Texas)
- 4 - USF Holiday Classic (Tampa, Fla.)
- 5 - ACC Tournament (Fayetteville, N.C.)

- 1 - Duke Classic (Durham, N.C.)
- 2 - Seattle Times Husky Classic (Seattle, Wash.)
- 3 - ACC Tournament (Rock Hill, S.C.)

1989-90
Coach: Debbie Leonard
Record: 15-13, 4-10 ACC (6th)

Nov. 25	vs. Illinois ¹	L	63-68
Nov. 26	vs. St. John's ¹	W	95-63
Nov. 28	at Appalachian State	W	73-65
Dec. 1	New Hampshire ²	W	82-47
Dec. 2	Boston College ²	W	85-64
Dec. 6	Western Carolina	W	77-64
Dec. 9	at William & Mary	W	65-62
Dec. 18	at #23/24 Old Dominion	L	78-92
Dec. 25	at Wagner ³	W	66-56
Dec. 28	vs. Hofstra ³	W	86-48
Dec. 31	at Seton Hall	W	72-65
Jan. 3	Radford	W	62-58
Jan. 5	at #12/13 Maryland*	L	60-68
Jan. 10	#8/11 N.C. State*	L	87-103
Jan. 13	Georgia Tech*	W	72-68
Jan. 16	#9/12 Virginia*	W	84-74
Jan. 20	North Carolina*	W	90-88
Jan. 24	at Wake Forest*	L	63-72
Jan. 27	at Georgia Tech*	L	74-78
Jan. 29	at Clemson*	L	49-64
Feb. 3	Wake Forest*	W	66-61
Feb. 7	at #11/11 N.C. State*	L	61-80
Feb. 10	at #12/12 Virginia*	L	62-86
Feb. 14	UNC Charlotte*	W	65-49
Feb. 18	Maryland*	L	58-62
Feb. 21	at North Carolina*	L	56-58
Feb. 26	Clemson*	L	60-65
Mar. 3	vs. Clemson ⁴	L	68-77

1 - Bowling Green Bank (Bowling Green, Ky.)
2 - Duke Dial Soap Classic (Durham, N.C.)
3 - Wagner Christmas Tournament (Staten Island, N.Y.)
4 - ACC Tournament (Fayetteville, N.C.)

1990-91
Coach: Debbie Leonard
Record: 16-12, 6-8 ACC (5th)

Nov. 24	vs. Louisville ¹	L	66-73
Nov. 25	vs. Georgetown ¹	W	80-68
Nov. 29	EAST Tennessee State	W	85-55
Dec. 1	Harvard ²	W	90-76
Dec. 2	#9/9 Purdue ²	L	58-69
Dec. 7	vs. San Antonio ³	W	71-68
Dec. 8	at Southwest Texas St. ³	W	68-57
Dec. 18	Charleston	W	82-54
Dec. 21	vs. South Alabama ⁴	W	76-70
Dec. 22	at South Florida ⁴	W	78-62
Dec. 28	Xavier	L	73-78
Jan. 2	Wisconsin-Green Bay	W	70-59
Jan. 5	#1/1 Virginia*	L	56-92
Jan. 9	at #3/4 N.C. State*	L	84-96
Jan. 12	Old Dominion	W	70-62
Jan. 15	North Carolina*	W	78-72
Jan. 18	Wake Forest*	W	65-52
Jan. 21	Maryland*	L	63-74
Jan. 26	at Georgia Tech*	W	93-79
Jan. 28	at #20/20 Clemson*	L	49-63
Feb. 1	at Maryland*	W	45-44
Feb. 6	#3/4 N.C. State*	L	63-98
Feb. 9	at #1/1 Virginia*	L	61-86
Feb. 16	at Wake Forest*	L	51-68
Feb. 19	at North Carolina*	W	59-54
Feb. 22	#24/-- Clemson*	L	59-67
Feb. 24	Georgia Tech*	W	89-76
Mar. 2	vs. Clemson ⁵	L	58-60

1 - Felpausch/MSU Holiday Classic (Lansing, Mich.)

1991-92
Coach: Debbie Leonard
Record: 14-15, 4-12 ACC (8th)

Nov. 23	at EAST Tennessee State	W	104-71
Nov. 27	UNC Wilmington	W	94-37
Nov. 30	vs. Fairfield ¹	W	75-68
Dec. 1	at Harvard ¹	W	86-63
Dec. 6	Yale ²	W	60-55
Dec. 7	Seton Hall ²	L	60-67
Dec. 11	UNC Asheville	W	100-42
Dec. 14	UNC Greensboro	W	87-76
Dec. 28	at #12/11 Purdue ³	L	58-74
Dec. 29	vs. Kent State ³	W	84-79
Jan. 3	Georgia Tech*	W	80-76
Jan. 7	at #12/11 N.C. State*	W	73-69
Jan. 10	#15/15 Clemson*	L	72-107
Jan. 15	at North Carolina*	L	54-58
Jan. 18	at Wake Forest*	W	73-59
Jan. 21	at Florida State*	L	55-67
Jan. 24	#1/1 Maryland*	L	54-80
Feb. 1	#2/2 Virginia*	L	54-81
Feb. 5	Loyola (MD)	W	109-59
Feb. 8	Florida State*	L	53-61
Feb. 12	#24/24 North Carolina*	L	64-69
Feb. 15	at #2/2 Virginia*	L	48-93
Feb. 18	N.C. State*	L	67-87
Feb. 22	at #4/5 Maryland*	L	69-74
Feb. 26	Wake Forest*	W	69-61
Feb. 29	at #19/18 Clemson*	L	59-63
Mar. 2	at Georgia Tech*	L	53-75
Mar. 6	vs. Wake Forest ⁴	W	61-52
Mar. 7	vs. #1/1 Virginia ⁴	L	55-81

1 - Harvard Invitational (Cambridge, Mass.)
2 - Duke Classic (Durham, N.C.)
3 - Boilermaker Classic (West Lafayette, Ind.)
4 - ACC Tournament (Rock Hill, S.C.)

1992-93
Coach: Gail Goestenkers
Record: 12-15, 3-13 ACC (9th)

Dec. 1	UNC Wilmington	W	88-52
Dec. 4	NortheASTern ¹	W	64-53
Dec. 5	Virginia Tech ¹	W	85-63
Dec. 8	EAST Tennessee State	W	114-74
Dec. 11	at UNC Greensboro	W	80-76
Dec. 20	Appalachian State	W	79-76
Dec. 27	vs. Drake ²	W	71-58
Dec. 28	at Washington ²	L	48-72
Jan. 3	Florida State*	L	72-84
Jan. 6	Loyola (MD)	W	61-52
Jan. 9	at #9/9 Virginia*	L	57-76
Jan. 13	at N.C. State*	L	60-77
Jan. 16	#3/9 Maryland*	L	51-82
Jan. 19	at #20/20 North Carolina*	L	54-66
Jan. 23	at Radford	W	59-58
Jan. 25	Wake Forest*	L	60-64
Jan. 29	Georgia Tech*	L (OT)	80-86
Jan. 31	at #21/18 Clemson*	L	63-88
Feb. 5	at #7/9 Maryland*	L	71-90
Feb. 9	N.C. State*	W	82-65
Feb. 13	#14/14 Virginia*	L	61-97
Feb. 15	#--/21 Clemson*	W	67-65
Feb. 19	at Wake Forest*	W	71-59
Feb. 23	#18/18 North Carolina*	L	63-84
Feb. 26	at Georgia Tech*	L	67-72
Feb. 28	at Florida State*	L	67-74
Mar. 5	vs. Wake Forest ³	L	69-70

1993-94
Coach: Gail Goestenkers
Record: 16-11, 7-9 ACC (5th)

Nov. 26	Morgan State	W	116-63
Nov. 29	at Loyola (MD)	W	76-67
Dec. 4	American ¹	W	104-71
Dec. 5	Miami (Ohio) ¹	W	98-54
Dec. 8	at Appalachian State	W	79-66
Dec. 11	McNeese State	W	103-50
Dec. 20	vs. Detroit Mercy ²	W	94-82
Dec. 21	at California ²	L	66-72
Dec. 31	N.C. State*	W	69-66
Jan. 2	at Wake Forest*	W	56-50
Jan. 5	at EAST Carolina	W	110-69
Jan. 12	at N.C. State*	L	70-71
Jan. 14	Georgia Tech*	W	77-59
Jan. 16	Florida State*	W	66-60
Jan. 19	#7/7 North Carolina*	L	68-79
Jan. 23	at Clemson*	W	74-67
Jan. 25	#12/12 Virginia*	L	66-87
Jan. 28	Clemson*	L	82-90
Feb. 1	Wake Forest*	W	60-51
Feb. 5	at Maryland*	L	50-67
Feb. 9	Western Carolina*	W	117-44
Feb. 12	at #9/9 Virginia*	L	60-73
Feb. 18	Maryland*	W	62-60
Feb. 22	at #5/5 North Carolina*	L	58-70
Feb. 25	at Florida State*	L	73-78
Feb. 27	at Georgia Tech*	L	56-61
Mar. 5	vs. Maryland ³	L	45-60

1 - Duke Classic (Durham, N.C.)
2 - Oakland Tribune Classic (Berkeley, Calif.)
3 - ACC Tournament (Rock Hill, S.C.)

1994-95
Coach: Gail Goestenkers
Record: 22-9, 10-6 ACC (4th)
NCAA Tournament - Second Round

Nov. 26	vs. Montana ¹	W	89-49
Nov. 27	at Old Dominion ¹	L	59-64
Nov. 30	UNC Asheville	W	114-57
Dec. 3	Wisconsin-Milwaukee ²	W	104-34
Dec. 4	Indiana State ²	W	100-66
Dec. 7	Florida State*	W	84-68
Dec. 18	Princeton	W	67-64
Dec. 21	Charleston Southern	W	101-57
Dec. 28	vs. James Madison ³	W	75-63
Dec. 29	at St. Joseph's ³	W	67-64
Jan. 1	Manhattan	W	101-71
Jan. 4	N.C. State*	W	91-70
Jan. 8	at Maryland*	W	80-62
Jan. 10	at #9/11 Virginia*	L	62-78
Jan. 16	Wake Forest*	W	76-58
Jan. 18	at Georgia Tech*	W	80-71
Jan. 25	#3/3 North Carolina*	W	74-72
Jan. 28	at Florida State*	W	75-71
Feb. 1	at Clemson*	L	64-78
Feb. 5	at N.C. State*	L	55-71
Feb. 7	Maryland*	W	67-63
Feb. 12	#8/9 Virginia*	L	61-67
Feb. 16	at Wake Forest*	W	78-66
Feb. 18	Georgia Tech*	W	77-68
Feb. 20	Clemson*	L (OT)	82-88
Feb. 25	at #12/12 North Carolina*	L	57-82
Mar. 3	vs. Clemson ⁴	W	78-71
Mar. 4	vs. #6 Virginia ⁴	W (OT)	83-82
Mar. 5	vs. #12 North Carolina ⁴	L	70-95
Mar. 16	vs. Oklahoma State ⁵	W	76-64

ALL-TIME RESULTS

2010-11 WOMEN'S BASKETBALL MEDIA GUIDE

Mar. 18 at #13/15 Alabama ⁵ L (4OT)120-121
 1 - Old Dominion Tournament (Norfolk, Va.)
 2 - Duke Women's Tournament (Durham, N.C.)
 3 - St. Joseph's Tournament (Philadelphia, Pa.)
 4 - ACC Tournament (Rock Hill, S.C.)
 5 - NCAA First & Second Rounds (Tuscaloosa, Ala.)

1995-96

Coach: Gail Goestenkers

Record: 26-7, 12-4 ACC (2nd)

NCAA Tournament - Second Round

Nov. 15	Virginia Commonwealth 1	W	93-51
Nov. 17	at Texas A&M 1	L	73-83
Nov. 24	vs. Pepperdine 2	W	108-70
Nov. 25	vs. Mississippi State 2	W	72-67
Nov. 29	at UNC Asheville	W	95-57
Dec. 2	Delaware 3	W	95-50
Dec. 4	Michigan State 3	W	67-52
Dec. 6	Florida State*	W	92-30
Dec. 10	Seton Hall	W	76-66
Dec. 18	at West Virginia	W	84-64
Dec. 20	at Manhattan	W	73-61
Dec. 29	vs. Kentucky 4	W	73-54
Dec. 30	vs. Syracuse 4	W	84-40
Jan. 4	at #13/15 N.C. State*	L	73-75
Jan. 8	#8/5 Virginia*	L	60-61
Jan. 11	Maryland*	W	57-53
Jan. 14	at Wake Forest*	W	74-64
Jan. 17	Georgia Tech*	W	78-66
Jan. 24	at #-/24 North Carolina*	W	86-85
Jan. 27	at Florida State*	W	61-47
Jan. 31	#17/18 Clemson*	W	74-63
Feb. 2	#14/17 N.C. State*	L	74-80
Feb. 5	at Maryland*	L	52-63
Feb. 8	Wake Forest*	W	85-66
Feb. 10	at #9/8 Virginia*	W	72-69
Feb. 17	at Georgia Tech*	W	70-55
Feb. 19	at #16/20 Clemson*	W	75-65
Feb. 23	North Carolina*	W	61-58
Mar. 1	vs. Wake Forest 5	W	67-61
Mar. 2	vs. #19/23 N.C. State 5	W	79-62
Mar. 3	vs. #22/20 Clemson 5	L	54-71
Mar. 16	James Madison 6	W	85-53
Mar. 18	San Francisco 6	L	60-64

1 - Preseason NIT (Durham, NC & College Station, Texas)
 2 - Univ. of New Orleans Tour. (New Orleans, La.)
 3 - Duke Classic (Durham, N.C.)
 4 - ACC Big Four Classic (Greensboro, N.C.)
 5 - ACC Tournament (Rock Hill, S.C.)
 6 - NCAA First & Second Rounds (Durham, N.C.)

1996-97

Coach: Gail Goestenkers

Record: 19-11, 9-7 ACC (5th)

NCAA Tournament - Second Round

Nov. 23	UNC Asheville	W	90-52
Nov. 24	at UNC Greensboro	W	98-68
Nov. 27	West Virginia	W	84-70
Nov. 30	Illinois State ¹	W	85-58
Dec. 1	St. Joseph's ¹	W	63-46
Dec. 7	vs. #6/6 Old Dominion ²	L	77-89
Dec. 8	at Richmond ²	W	89-60
Dec. 12	Georgia Tech*	W	74-65
Dec. 21	Manhattan	W	85-36
Dec. 28	vs. Rutgers ³	W	74-36
Dec. 29	vs. George Washington ³	L	48-54
Jan. 3	Florida State*	W	87-46
Jan. 6	at #13/13 Virginia*	L	55-62
Jan. 9	Wake Forest*	W	82-70
Jan. 12	at Maryland*	L	64-68
Jan. 15	at #15/13 N.C. State*	L	73-86
Jan. 18	#10/10 North Carolina*	L	73-87
Jan. 24	#10/10 Clemson*	W	70-61

Jan. 27	at Georgia Tech*	W	83-58
Feb. 2	at Florida State*	W	77-70
Feb. 6	at Wake Forest*	W	81-58
Feb. 9	Maryland*	W	66-57
Feb. 12	N.C. State*	W (OT)	96-95
Feb. 16	at #22/21 Clemson*	L	69-72
Feb. 19	#11/9 Virginia*	L	56-86
Feb. 21	at #4/5 North Carolina*	L	61-81
Feb. 28	vs. Maryland ⁴	W (OT)	60-52
Mar. 1	vs. #5/6 North Carolina ⁴	L	55-66
Mar. 14	vs. DePaul ⁵	W	70-56
Mar. 16	at #16/19 Illinois ⁵	L	67-85

1 - Duke Classic (Durham, N.C.)
 2 - Central Fidelity Invitational (Richmond, Va.)
 3 - ACC Big Four Classic (Greensboro, N.C.)
 4 - ACC Tournament (Charlotte, N.C.)
 5 - NCAA First & Second Rounds (Champaign, Ill.)

1997-98

Coach: Gail Goestenkers

Record: 24-8, 13-3 ACC (1st)

NCAA Tournament - Elite Eight

Nov. 19	UNC Greensboro	W	78-51
Nov. 22	Notre Dame	W	80-62
Nov. 28	vs. Detroit ¹	W	87-65
Nov. 29	vs. Southern Illinois ¹	W	76-54
Nov. 30	vs. #3/8 Illinois ¹	L	65-77
Dec. 6	Ohio ²	W	99-59
Dec. 7	Michigan ²	W	64-63
Dec. 13	at Clemson*	L	61-72
Dec. 20	UCLA	L	83-93
Dec. 22	Maryland*	W	65-48
Dec. 28	vs. Kent State ³	W	69-57
Dec. 29	at #12/15 Florida ³	L	63-70
Jan. 2	at Wake Forest*	W	73-60
Jan. 4	Georgia Tech*	W	87-56
Jan. 12	at #8/7 North Carolina*	L	74-83
Jan. 16	Florida State*	W	96-76
Jan. 19	at #8/7 N.C. State*	W	75-61
Jan. 23	#11/10 Virginia*	W	93-66
Jan. 25	#19/22 Clemson*	W	78-59
Jan. 30	at Maryland*	L	53-54
Feb. 2	Wake Forest*	W	79-55
Feb. 5	at Georgia Tech*	W	58-55
Feb. 12	#5/5 North Carolina*	W	83-70
Feb. 15	at Florida State*	W	79-67
Feb. 19	#10/8 N.C. State*	W	65-62
Feb. 22	at #15/14 Virginia*	W (OT)	85-78
Feb. 27	vs. Georgia Tech ⁴	W	100-56
Feb. 28	vs. #8/10 North Carolina ⁴	L	52-56
Mar. 14	Middle Tennessee State ⁵	W	92-67
Mar. 16	Louisville ⁵	W	69-53
Mar. 21	vs. #13/12 Florida ⁶	W	71-58
Mar. 23	vs. Arkansas ⁶	L	72-77

1 - San Juan Shootout (San Juan, Puerto Rico)

2 - Duke Classic (Durham, N.C.)

3 - The State Farm Classic (Gainesville, Fla.)

4 - ACC Tournament (Charlotte, N.C.)

5 - NCAA First & Second Rounds (Durham, N.C.)

6 - NCAA West Regional (Oakland, Calif.)

1998-99

Coach: Gail Goestenkers

Record: 29-7, 15-1 ACC (1st)

NCAA Tournament - National Finals

Nov. 13	vs. #3/3 Connecticut ¹	L	74-104
Nov. 14	vs. #19/17 Stanford ¹	W	77-57
Nov. 17	Virginia Tech	L	70-72
Nov. 21	at #11/19 Notre Dame	L	57-84
Nov. 23	at #18/22 Vanderbilt	W	79-71
Nov. 28	Villanova ²	W	75-47
Nov. 29	Marquette ²	W	91-60
Dec. 2	Florida State*	W	91-72

Dec. 6	vs. #3/3 Tennessee ³	L	60-74
Dec. 8	Hampton	W	83-47
Dec. 12	Temple	W	112-34
Dec. 19	UNC Asheville	W	94-27
Dec. 28	at #9/11 UCLA	W	85-80
Jan. 2	at Maryland*	W	90-61
Jan. 4	#22/22 Virginia*	W	84-68
Jan. 7	Georgia Tech*	W	113-46
Jan. 11	at Wake Forest*	W	74-59
Jan. 14	#16/12 Clemson*	W	86-77
Jan. 17	at N.C. State*	W	67-62
Jan. 22	at #7/6 North Carolina*	W	93-71
Jan. 25	at Florida State*	W	92-75
Feb. 1	Maryland*	W	72-54
Feb. 4	at #16/16 Virginia*	W	76-56
Feb. 7	at Georgia Tech*	W	74-73
Feb. 11	Wake Forest*	W	86-48
Feb. 14	at #19/19 Clemson*	L	75-80
Feb. 18	N.C. State*	W	75-67
Feb. 21	#13/12 North Carolina*	W	88-78
Feb. 26	vs. Florida State ⁴	W	90-57
Feb. 28	vs. #16 Clemson ⁴	L	71-76
Mar. 13	Holy Cross ⁵	W	79-51
Mar. 15	St. Joseph's ⁵	W	66-60
Mar. 20	vs. #5/5 Old Dominion ⁶	W	76-63
Mar. 22	vs. #2/2 Tennessee ⁶	W	69-63
Mar. 26	vs. #12/12 Georgia ⁷	W	81-69
Mar. 28	vs. #1/1 Purdue ⁷	L	45-62

1 - Nike Four in the Fall (San Jose, Calif.)
 2 - Duke Classic (Durham, N.C.)
 3 - Honda Elite Four Holiday Classic (Orlando, Fla.)
 4 - ACC Tournament (Charlotte, N.C.)
 5 - NCAA First & Second Rounds (Durham, N.C.)
 6 - NCAA EAST Region (Greensboro, N.C.)
 7 - NCAA Final Four (San Jose, Calif.)

1999-2000

Coach: Gail Goestenkers

Record: 28-6, 12-4 ACC (2nd)

ACC Tournament Champion

NCAA Tournament - Sweet 16

Nov. 15	UNC Greensboro ¹	W	72-47
Nov. 17	#20/21 Boston College ¹	L	70-77
Nov. 24	Vanderbilt	W	68-59
Nov. 27	Florida A&M ²	W	93-38
Nov. 28	#9/8 Penn State ²	W	63-49
Dec. 2	Elon College	W	101-44
Dec. 5	Virginia*	W	83-62
Dec. 8	at #24/24 Virginia Tech	W	70-61
Dec. 11	at Seton Hall	W	66-52
Dec. 20	vs. Sacramento State ³	W	81-45
Dec. 21	vs. Liberty ³	W	66-45
Dec. 28	George Mason	W	95-56
Dec. 30	Georgetown	W	68-53
Jan. 3	at Maryland*	W	79-61
Jan. 9	at Georgia Tech*	W	64-45
Jan. 13	Wake Forest*	W	82-48
Jan. 16	Clemson*	W	60-51
Jan. 20	at #6/5 N.C. State*	L (OT)	75-80
Jan. 24	at Florida State*	W	59-54
Jan. 27	North Carolina*	W	101-58
Jan. 30	at #24/25 Virginia*	L	49-61
Feb. 3	Maryland*	L	62-63
Feb. 11	Georgia Tech*	W	83-51
Feb. 14	at Wake Forest*	W	69-38
Feb. 17	#7/7 N.C. State*	W	70-64
Feb. 21	at Clemson*	W	59-44
Feb. 24	Florida State*	W	87-52
Feb. 27	at North Carolina*	L	64-73
Mar. 4	vs. Florida State ⁴	W	92-65
Mar. 5	vs. Georgia Tech ⁴	W	77-56
Mar. 6	vs. North Carolina ⁴	W	79-76
Mar. 18	Campbell ⁵	W	71-42

ALL-TIME RESULTS

2010-11 WOMEN'S BASKETBALL MEDIA GUIDE

Mar. 20 Western Kentucky⁵ W 90-70
 Mar. 25 vs. #15/12 LSU⁶ L 66-79
 1 - Preseason WNIT (Durham, N.C.)
 2 - Duke Classic (Durham, N.C.)
 3 - Sun Splash Shootout (Nassau, The Bahamas)
 4 - ACC Tournament (Greensboro, N.C.)
 5 - NCAA First & Second Rounds (Durham, N.C.)
 6 - NCAA EAST Region (Richmond, Va.)

2000-01

Coach: Gail Goestenkers

Record: 30-4, 13-3 ACC (1st)

ACC Tournament Champion

NCAA Tournament - Sweet 16

Nov. 10 vs. UCLA¹ W 80-52
 Nov. 11 vs. #7/8 LSU¹ W 56-45
 Nov. 18 William & Mary W 81-46
 Nov. 20 at #9/8 Penn State W 88-87
 Nov. 22 at #--/24 Boston College W 67-49
 Nov. 25 Duquesne² W 97-66
 Nov. 26 Toledo² W 71-41
 Nov. 29 UNC Charlotte W 78-59
 Dec. 3 at George Mason W 88-69
 Dec. 9 at Clemson* L 75-93
 Dec. 17 vs. Arkansas State³ W 69-45
 Dec. 19 vs. Oral Roberts³ W 62-51
 Dec. 30 #5/6 Iowa State W 81-63
 Jan. 2 Wake Forest* W 81-56
 Jan. 8 at Florida State* W 73-60
 Jan. 11 Georgia Tech* W 86-83
 Jan. 14 at Maryland* W 75-64
 Jan. 18 #22/19 N.C. State* W 62-59
 Jan. 22 at #24 Virginia* W 71-68
 Jan. 25 at North Carolina* W (OT) 92-85
 Jan. 28 #15/16 Clemson* W 92-42
 Feb. 1 at Wake Forest* W 66-58
 Feb. 8 Florida State* L 69-71
 Feb. 12 at Georgia Tech* W 74-54
 Feb. 15 Maryland* W 75-54
 Feb. 18 at #24/21 N.C. State* L 55-69
 Feb. 22 Virginia* W 76-53
 Feb. 26 North Carolina* W 72-67
 Mar. 2 vs. Wake Forest⁴ W (OT) 75-68
 Mar. 4 vs. Florida State⁴ W 72-56
 Mar. 5 vs. #21/20 N.C. State⁴ W 57-45
 Mar. 17 vs. UW-Milwaukee⁵ W 96-63
 Mar. 19 vs. Arkansas⁵ W 75-54
 Mar. 24 vs. #15/15 SW Miss. St.⁶ L 71-81

1 - Women's Sports Foundation Clas. (Albuquerque, N.M.)
 2 - Duke Classic (Durham, N.C.)
 3 - Fun in the Sun Shootout (Cancun, Mexico)
 4 - ACC Tournament (Greensboro, N.C.)
 5 - NCAA First & Second Rounds (Durham, N.C.)
 6 - NCAA Final 16 (Spokane, Wash.)

2001-02

Coach: Gail Goestenkers

Record: 31-4, 16-0 ACC (1st)

ACC Tournament Champion

NCAA Tournament - Final Four

Nov. 11 #7/7 Texas Tech¹ W 85-69
 Nov. 16 Elon W 102-52
 Nov. 18 at Toledo L 65-71
 Nov. 24 Davidson² W 107-58
 Nov. 25 South Carolina² L (OT) 81-87
 Nov. 29 at UNC Charlotte W 64-39
 Dec. 2 vs. #6/5 Louisiana Tech³ W 76-64
 Dec. 6 at Virginia* W 107-73
 Dec. 8 at Georgetown W 89-54
 Dec. 16 UNC Greensboro W 90-58
 Dec. 20 Liberty W 95-53
 Dec. 27 vs. #2/2 Tennessee⁴ L 68-89
 Dec. 30 at Georgia Tech* W 76-60

Jan. 2 Maryland* W 90-74
 Jan. 6 Wake Forest* W 91-46
 Jan. 10 at Clemson* W 81-58
 Jan. 13 at N.C. State* W 73-68
 Jan. 20 Virginia* W 86-69
 Jan. 24 #21/20 North Carolina* W 102-82
 Jan. 27 at Florida State* W 102-80
 Jan. 31 Georgia Tech* W 86-50
 Feb. 2 at Maryland* W 66-55
 Feb. 7 at Wake Forest* W 83-60
 Feb. 10 Clemson* W 77-69
 Feb. 18 N.C. State* W 81-54
 Feb. 21 Florida State* W 88-55
 Feb. 24 at #19/20 North Carolina* W 90-75
 Mar. 1 vs. Florida State⁵ W 82-66
 Mar. 3 vs. Virginia⁵ W 71-67
 Mar. 4 vs. #16/19 North Carolina⁵ W 87-80
 Mar. 15 vs. Norfolk State⁶ W 95-48
 Mar. 17 vs. #--/25 TCU⁶ W 76-66
 Mar. 23 vs. #14/14 Texas⁷ W 62-46
 Mar. 25 vs. #13/13 South Carolina⁷ W 77-68
 Mar. 29 vs. #2/2 Oklahoma⁸ L 71-86
 1 - State Farm Tip-Off Classic (Durham, N.C.)
 2 - Duke Classic (Durham, N.C.)
 3 - Disney Honda Elite 4 Classic (Orlando, Fla.)
 4 - ACC/SEC Challenge (Atlanta, Ga.)
 5 - ACC Tournament (Greensboro, N.C.)
 6 - NCAA First & Second Rounds (Durham, N.C.)
 7 - NCAA Final 16 & 8 (Raleigh, N.C.)
 8 - NCAA Final Four (San Antonio, Texas)

2002-03

Coach: Gail Goestenkers

Record: 35-2, 16-0 ACC (1st)

ACC Tournament Champion

NCAA Tournament - Final Four

Nov. 22 EAST Carolina W 108-46
 Nov. 24 vs. #2/2 Tennessee¹ W 76-55
 Nov. 28 vs. Hampton² W 71-34
 Nov. 29 vs. Old Dominion² W 65-52
 Nov. 30 vs. #17/15 Arkansas² W (OT) 74-72
 Dec. 6 Howard³ W 128-53
 Dec. 8 St. Joseph's³ W 82-48
 Dec. 16 Charleston Southern W 106-38
 Dec. 18 Florida International W 106-58
 Dec. 21 at Tulsa W 90-36
 Dec. 27 vs. Detroit Mercy⁴ W 92-52
 Dec. 29 vs. Iowa State⁴ W 88-59
 Jan. 6 Clemson* W 69-53
 Jan. 9 at Virginia* W 60-59
 Jan. 13 at Georgia Tech* W 79-59
 Jan. 16 Wake Forest* W 71-61
 Jan. 20 at #8/10 North Carolina* W (OT) 78-67
 Jan. 23 Maryland* W 101-52
 Jan. 26 Florida State* W 81-63
 Jan. 29 at N.C. State* W 54-44
 Feb. 1 #2/2 Connecticut L 65-77
 Feb. 6 at Clemson* W 61-49
 Feb. 10 Virginia* W 75-48
 Feb. 13 Georgia Tech* W 82-43
 Feb. 17 at Wake Forest* W 83-41
 Feb. 20 #6/6 North Carolina* W 97-63
 Feb. 24 at Maryland* W 97-55
 Feb. 27 at Florida State* W 70-49
 Mar. 2 N.C. State* W 86-60
 Mar. 7 vs. Wake Forest⁵ W 64-59
 Mar. 9 vs. Georgia Tech⁵ W 76-52
 Mar. 10 vs. #11/9 North Carolina⁵ W 77-59
 Mar. 23 vs. Georgia State⁶ W 66-48
 Mar. 25 vs. Utah⁶ W 65-54
 Mar. 29 vs. #19/20 Georgia⁷ W 66-63
 Mar. 31 vs. #7/8 Texas Tech⁷ W 57-51
 Apr. 6 vs. #4/4 Tennessee⁸ L 56-66

1 - Jimmy V Basketball Classic (Raleigh, N.C.)
 2 - Paradise Jam (St. Thomas, USVI)
 3 - Duke Classic (Durham, N.C.)
 4 - South Padre Shootout (South Padre Island, Texas)
 5 - ACC Tournament (Greensboro, N.C.)
 6 - NCAA First & Second Rounds (Raleigh, N.C.)
 7 - NCAA Final 16 & 8 (Albuquerque, N.M.)
 8 - NCAA Final Four (Atlanta, Ga.)

2003-04

Coach: Gail Goestenkers

Record: 30-4, 15-1 ACC (1st)

ACC Tournament Champion

NCAA Tournament - Elite Eight

Nov. 16 vs. #3/3 Texas¹ L 77-85
 Nov. 21 Elon W 108-26
 Nov. 23 vs. #5/6 Purdue² W 93-63
 Nov. 29 Stephen F. Austin³ W 119-53
 Nov. 30 #25/-- Auburn³ W 66-57
 Dec. 5 at Wake Forest* W 88-55
 Dec. 14 Tulsa W 90-36
 Dec. 20 at Northwestern State W 105-53
 Dec. 28 vs. Hampton⁴ W 90-59
 Dec. 29 at Loyola Marymount⁴ W 81-53
 Jan. 3 at #1/1 Connecticut W 68-67
 Jan. 5 Florida State* W 79-66
 Jan. 8 at Georgia Tech* W 77-45
 Jan. 11 #13/13 North Carolina* W 79-57
 Jan. 18 at Virginia* W 63-52
 Jan. 22 Maryland* W 78-48
 Jan. 24 #2/2 Tennessee L 69-72
 Jan. 30 N.C. State* W 75-56
 Feb. 2 at Clemson* W 78-60
 Feb. 4 at Florida State* L 74-80
 Feb. 7 Georgia Tech* W 81-41
 Feb. 12 Wake Forest* W 80-55
 Feb. 14 at #15/14 North Carolina* W 89-79
 Feb. 19 Virginia* W 87-54
 Feb. 22 at Maryland* W 72-59
 Feb. 27 Clemson* W 102-45
 Mar. 1 at N.C. State* W 90-57
 Mar. 6 vs. Wake Forest⁵ W 77-59
 Mar. 7 vs. Maryland⁵ W 70-63
 Mar. 8 vs. #9/10 North Carolina⁵ W 63-47
 Mar. 21 Northwestern State⁶ W 103-51
 Mar. 23 Marquette⁶ W 76-67
 Mar. 28 vs. #7/5 Louisiana Tech⁷ W 63-49
 Mar. 30 vs. #24/20 Minnesota⁷ L 75-82

1 - State Farm Tip-Off Classic (West Lafayette, Ind.)
 2 - Jimmy V Women's Basketball Classic (Raleigh, N.C.)
 3 - Duke Classic (Durham, N.C.)
 4 - LMU Marina del Rey Marriott (Los Angeles, Calif.)
 5 - ACC Tournament (Greensboro, N.C.)
 6 - NCAA First & Second Rounds (Durham, N.C.)
 7 - NCAA Final 16 & 8 (Norfolk, Va.)

2004-05

Coach: Gail Goestenkers

Record: 31-5, 12-2 ACC (t-1st)

NCAA Tournament - Elite Eight

Nov. 12 Davidson¹ W 89-69
 Nov. 14 South Florida¹ W 82-50
 Nov. 17 at #11/11 Notre Dame² L 65-76
 Nov. 19 #23/23 Penn State W 66-58
 Nov. 26 vs. Stephen F. Austin³ W 84-29
 Nov. 27 vs. #16/16 Kansas State³ W 63-51
 Dec. 2 at #4/5 Tennessee W 59-57
 Dec. 4 Pacific W 86-30
 Dec. 12 Liberty W 83-48
 Dec. 15 Jacksonville State W 99-36
 Dec. 18 vs. #20/18 Purdue⁴ W 66-48
 Dec. 20 at Ball State W 81-31
 Dec. 29 vs. Rhode Island⁵ W 89-63

ALL-TIME RESULTS

2010-11 WOMEN'S BASKETBALL MEDIA GUIDE

Dec. 31	at Auburn ⁵	W	80-61
Jan. 4	Holy Cross	W	101-42
Jan. 9	#25/25 Virginia Tech*	W	88-67
Jan. 14	at Virginia*	W	87-65
Jan. 17	Georgia Tech*	W	82-59
Jan. 19	at Wake Forest*	W	99-86
Jan. 24	at #12/6 North Carolina*	L	51-56
Jan. 27	#20/22 Maryland*	W	60-57
Jan. 30	at #25/- N.C. State*	W	52-49
Feb. 3	at Miami*	W	72-63
Feb. 6	#24/24 Florida State*	W	75-64
Feb. 13	at #19/21 Maryland*	W	60-49
Feb. 17	Clemson*	W	72-48
Feb. 20	at Georgia Tech*	W	73-55
Feb. 24	Miami*	W	95-61
Feb. 27	#8/4 North Carolina*	L	68-77
Mar. 5	vs. Wake Forest ⁶	W	107-50
Mar. 6	vs. #25/- Maryland ⁶	W	74-44
Mar. 7	vs. #4/3 North Carolina ⁶	L	67-88
Mar. 20	vs. Canisius ⁷	W	80-48
Mar. 22	vs. #25/- Boston College ⁷	W	70-65
Mar. 26	vs. #20/20 Georgia ⁸	W	63-57
Mar. 28	vs. #2/4 LSU ⁸	L	49-59

- 1 - Preseason WNIT (Durham, N.C.)
- 2 - Preseason WNIT (Notre Dame, Ind.)
- 3 - Junkanoo Jam (Grand Bahamas Island, Bahamas)
- 4 - Blockbuster Classic (Indianapolis, Ind.)
- 5 - Auburn Holiday Classic (Auburn, Ala.)
- 6 - ACC Tournament (Greensboro, N.C.)
- 7 - NCAA First & Second Rounds (Chapel Hill, N.C.)
- 8 - NCAA Final 16 & 8 (Chattanooga, Tenn.)

2005-06			
Coach: Gail Goestenkors			
Record: 31-4, 12-2 ACC (2nd)			
NCAA Tournament - National Finals			
Nov. 18	at Penn State	W	93-67
Nov. 20	at Old Dominion	W	93-56
Nov. 22	Fairfield	W	110-44
Nov. 25	Arkansas State ¹	W	110-56
Nov. 27	Auburn ¹	W	69-37
Dec. 4	at #18/16 Texas	W	84-70
Dec. 6	at TCU	W	92-52
Dec. 19	Ball State	W	110-24
Dec. 22	Colorado State	W	99-52
Dec. 28	vs. St. John's ²	W	105-57
Dec. 30	at San Diego ²	W	119-52
Jan. 2	Wake Forest*	W	100-54
Jan. 5	Florida State*	W	87-68
Jan. 8	at #6/6 Maryland*	W	86-68
Jan. 11	at Georgia Tech*	W	67-59
Jan. 14	at #22/22 Boston College*	W	66-52
Jan. 16	at Holy Cross	W	84-36
Jan. 19	N.C. State*	W	77-57
Jan. 23	#1/1 Tennessee	W	75-53
Jan. 26	at Clemson*	W	97-65
Jan. 29	#3/2 North Carolina*	L	70-74
Feb. 6	at Virginia Tech*	W	73-62
Feb. 10	Virginia*	W	88-65
Feb. 13	#4/6 Maryland*	W	90-80
Feb. 19	at Miami*	W (2OT)	99-93
Feb. 22	Virginia Tech*	W	93-51
Feb. 25	at #2/2 North Carolina*	L	65-77
Mar. 3	vs. Virginia Tech ³	W	69-56
Mar. 4	vs. #4/4 Maryland ³	L	70-78
Mar. 19	vs. Southern ⁴	W	96-27
Mar. 21	vs. Southern California ⁴	W	85-51
Mar. 26	vs. #16/17 Michigan State ⁵	W	86-61
Mar. 28	vs. #8/8 Connecticut ⁵	W (OT)	63-61
Apr. 2	vs. #5/5 LSU ⁶	W	84-45
Apr. 4	vs. #3/3 Maryland ⁶	L (OT)	75-78

1 - Duke Classic (Durham, N.C.)

- 2 - Surf 'N Slam Classic (San Diego, Calif.)
- 3 - ACC Tournament (Greensboro, N.C.)
- 4 - NCAA First & Second Rounds (Norfolk, Va.)
- 5 - NCAA Final 16 & 8 (Bridgeport, Conn.)
- 6 - NCAA Final Four (Boston, Mass.)

2006-07
Coach: Gail Goestenkors
Record: 32-2, 14-0 ACC (1st)

NCAA Tournament - Sweet 16

Nov. 11	Northeastern	W	102-49
Nov. 17	Marist	W	71-50
Nov. 19	Houston	W	81-35
Nov. 21	Penn State	W	70-42
Nov. 25	at Michigan	W	92-47
Nov. 29	Old Dominion	W	89-40
Dec. 4	at #19/17 Rutgers	W	85-45
Dec. 7	#11/11 Vanderbilt	W	69-48
Dec. 10	#22/22 Texas	W	80-52
Dec. 19	vs. #25/21 Bowling Green ¹	W	55-46
Dec. 20	vs. SMU ¹	W	75-45
Dec. 21	vs. #22/22 Pittsburgh ¹	W	72-51
Dec. 29	at Dartmouth ²	W	77-40
Dec. 30	vs. Boston University ²	W	72-42
Jan. 3	Miami*	W	72-42
Jan. 7	at Virginia Tech*	W	86-54
Jan. 10	Georgia Tech*	W	83-51
Jan. 13	#1/1 Maryland*	W	81-62
Jan. 18	at N.C. State*	W	65-51
Jan. 22	at #4/4 Tennessee	W	74-70
Jan. 25	at Florida State*	W	73-60
Jan. 29	Virginia Tech*	W	75-65
Feb. 2	at Virginia*	W	76-61
Feb. 5	Clemson*	W	105-53
Feb. 8	at #2/2 North Carolina*	W	64-53
Feb. 11	at Wake Forest*	W	77-45
Feb. 15	Boston College*	W	73-52
Feb. 18	at #6/6 Maryland*	W	69-57
Feb. 25	#4/4 North Carolina*	W	67-62
Mar. 2	vs. Virginia ³	W	79-58
Mar. 3	vs. #24/25 N.C. State ³	L	65-70
Mar. 18	vs. Holy Cross ⁴	W	81-44
Mar. 20	vs. Temple ⁴	W	62-52
Mar. 24	vs. #15/18 Rutgers ⁵	L	52-53

- 1 - Caribbean Classic (Cancun, Mexico)
- 2 - Blue Sky Classic (Hanover, N.H.)
- 3 - ACC Tournament (Greensboro, N.C.)
- 4 - NCAA First & Second Rounds (Raleigh, N.C.)
- 5 - NCAA Sweet 16 (Greensboro, N.C.)

2007-08
Coach: Joanne P. McCallie
Record: 25-10, 10-4 ACC (3rd)

NCAA Tournament - Sweet 16

Nov. 11	at Denver	W	57-37
Nov. 15	vs. South Florida ¹	W	89-52
Nov. 18	UNC Greensboro	W	84-39
Nov. 22	vs. #22/20 Purdue ²	W	53-41
Nov. 23	vs. Temple ²	W	64-53
Nov. 25	vs. #2/2 Connecticut ²	L	48-74
Nov. 28	at #23/18 Vanderbilt	L	55-68
Dec. 2	at Penn State	L	84-86
Dec. 6	#4/3 Rutgers	W	49-44
Dec. 8	vs. Pittsburgh ³	W	51-49
Dec. 18	Utah Valley	W	95-61
Dec. 21	Bucknell	W	92-49
Dec. 28	at Houston	W	84-68
Jan. 3	N.C. Central	W	82-29
Jan. 5	at Miami*	W	84-72
Jan. 11	Florida State*	W	70-38
Jan. 14	at #4/4 Maryland*	L	70-85
Jan. 20	N.C. State*	W	71-57

Jan. 24	at #23/23 Georgia Tech*	W	73-47
Jan. 28	#2/2 Tennessee	L	64-67
Feb. 1	Virginia Tech*	W	85-50
Feb. 4	#3/3 North Carolina*	L	76-93
Feb. 7	at Boston College*	W	51-41
Feb. 10	Wake Forest*	W	71-36
Feb. 13	at Clemson*	W	83-54
Feb. 17	#4/5 Maryland*	L	69-76
Feb. 22	at Virginia Tech*	W	72-60
Feb. 24	Virginia*	W	78-70
Mar. 2	at #2/2 North Carolina*	L	51-82
Mar. 7	vs. Florida State ⁴	W	81-67
Mar. 8	vs. #5/4 Maryland ⁴	W	74-63
Mar. 9	vs. #2/2 North Carolina ⁴	L	73-86
Mar. 23	vs. Murray State ⁵	W	78-57
Mar. 25	vs. Arizona State ⁵	W	67-59
Mar. 30	vs. #8/9 Texas A&M ⁶	L	63-77

- 1 - ESPNU Invitational (Tampa, Fla.)
- 2 - Paradise Jam (St. Thomas, USVI)
- 3 - Maggie Dixon Classic (New York, N.Y.)
- 4 - ACC Tournament (Greensboro, N.C.)
- 5 - NCAA First & Second Rounds (College Park, Md.)
- 6 - NCAA Regional Semifinal (Oklahoma City, Okla.)

2008-09
Coach: Joanne P. McCallie
Record: 27-6, 11-3 ACC (3rd)

NCAA Tournament - Second Round

Nov. 14	#14/15 Oklahoma St.	W	77-68
Nov. 16	Maine	W	98-31
Nov. 21	vs. Hartford ¹	L	51-53
Nov. 22	vs. Southern ¹	W	93-52
Nov. 28	at Western Kentucky	W	59-56
Dec. 4	Iowa	W	71-47
Dec. 7	Michigan	W	60-45
Dec. 16	#3/4 Stanford	W	56-52
Dec. 19	at Southern California ¹	W (OT)	97-89
Dec. 20	vs. Siena ¹	W	86-41
Dec. 28	Quinnipiac	W	78-50
Dec. 31	at Providence	W	66-49
Jan. 5	Temple	W	87-52
Jan. 9	Miami*	W	73-58
Jan. 12	#12/15 Maryland*	W	68-65
Jan. 16	at Virginia Tech*	W	57-52
Jan. 19	at N.C. State*	W (OT)	61-58
Jan. 25	Georgia Tech*	W	60-34
Jan. 29	at #18/20 Florida State*	L (OT)	75-82
Feb. 2	Boston College*	W	69-58
Feb. 5	at #17/15 Virginia*	W	81-67
Feb. 9	at #8/9 North Carolina*	L	60-75
Feb. 13	Clemson*	W	77-53
Feb. 16	at #13/18 Tennessee	W	62-54
Feb. 19	Virginia Tech*	W	62-46
Feb. 22	at #9/7 Maryland*	L	59-77
Feb. 25	at Wake Forest*	W	83-50
Mar. 1	#9/10 North Carolina*	W (OT)	81-79
Mar. 6	vs. #24/20 Virginia ³	W	76-53
Mar. 7	vs. #12/13 Florida State ³	W	75-57
Mar. 8	vs. #4/4 Maryland ⁴	L (OT)	89-92
Mar. 22	vs. Austin Peay ⁴	W	83-42
Mar. 24	at Michigan State ⁴	L	49-63

- 1 - DePaul Invitational (Chicago, Ill.)
- 2 - Women of Troy Classic (Los Angeles, Calif.)
- 3 - ACC Tournament (Greensboro, N.C.)
- 4 - NCAA First & Second Rounds (EAST Lansing, Mich.)

2009-10		
Coach: Joanne P. McCallie		
Record: 30-6, 12-2 ACC (1st)		
ACC Tournament Champion		
NCAA Tournament - Elite Eight		
Nov. 13	at Houston Baptist	W 104-35
Nov. 15	at #-/16 Texas A&M	L 77-95
Nov. 19	Georgia Southern	W 69-42
Nov. 26	vs. Western Kentucky ¹	W 70-47
Nov. 27	vs. Marquette ¹	W 74-43
Dec. 3	#3/3 Ohio State	W 83-67
Dec. 6	Southern California	W 78-72
Dec. 15	at #2/2 Stanford	L 55-71
Dec. 18	#24/25 James Madison	W 79-65
Dec. 21	at Maine	W 75-34
Dec. 28	N.C. Central	W 117-28
Dec. 31	at Temple	W 70-62
Jan. 3	Providence	W 88-63
Jan. 7	at Clemson*	W 67-41
Jan. 10	Wake Forest*	W 65-51
Jan. 14	at #25/-- Miami*	W 69-62
Jan. 18	#1/1 Connecticut	L 48-81
Jan. 21	Virginia Tech*	W 69-38
Jan. 24	at Maryland*	W 58-57
Jan. 29	#13/14 Florida State*	W 73-43
Feb. 4	at Boston College*	L 57-61
Feb. 8	#18/15 North Carolina*	W 79-51
Feb. 11	N.C. State*	W 70-39
Feb. 14	at Virginia Tech*	W 65-53
Feb. 19	at #19/-- Georgia Tech*	W 64-50
Feb. 21	Maryland*	W 71-59
Feb. 26	#21/18 Virginia*	W 83-65
Feb. 28	at North Carolina*	L 54-64
Mar. 5	vs. Maryland ²	W 66-64
Mar. 6	vs. Georgia Tech ²	W 67-55
Mar. 7	vs. N.C. State ²	W 70-60
Mar. 20	Hampton ³	W 72-37
Mar. 22	#21/-- LSU ³	W 60-52
Mar. 27	vs. San Diego State ⁴	W 66-58
Mar. 29	vs. #14/18 Baylor ⁴	L 48-51

1 - Caribbean Challenge in Cancun, Mexico

2 - ACC Tournament (Greensboro, N.C.)

3 - NCAA First & Second Rounds (Durham, N.C.)

4 - NCAA Regional (Memphis, Tenn.)

Duke's 100-Point Games

128	- 12-6-02	vs. Howard (53)
120	- 3-18-95	at Alabama (121), (4 OT)*
119	- 12-30-05	at San Diego (52)
	- 11-29-03	vs. Stephen F. Austin (53)
117	- 12-28-10	vs. N.C. Central (28)
	- 2-9-94	vs. Western Carolina (44)
116	- 11-26-93	vs. Morgan State (63)
114	- 11-30-94	vs. UNC Asheville (57)
	- 12-8-92	vs. EAST Tennessee State (74)
113	- 1-7-99	vs. Georgia Tech (46)
112	- 12-12-98	vs. Temple (34)
110	- 12-19-05	vs. Ball State (24)
	- 11-25-05	vs. Arkansas State (56)
	- 11-22-05	vs. Fairfield (44)
	- 1-5-94	at EAST Carolina (69)
109	- 2-8-92	vs. Loyola (59)
	- 11-20-84	vs. North Carolina Central (53)
108	- 1-21-03	vs. Elon College (26)
	- 11-22-02	vs. EAST Carolina (46)
	- 11-24-95	vs. Pepperdine (70)
107	- 3-5-05	vs. Wake Forest (50)&
	- 11-24-01	vs. Davidson (58)
	- 12-6-01	vs. Virginia (73)
106	- 12-16-02	vs. Charleston Southern (38)
	- 12-18-02	vs. Florida International (58)
105	- 12-28-05	vs. St. John's (57)
	- 2-8-07	vs. Clemson (53)
	- 12-20-03	at Northwestern State (53)
104	- 11-13-09	at Houston Baptist (35)
	- 12-3-94	vs. Wisconsin-Milwaukee (34)
	- 12-4-93	vs. American (71)
	- 11-23-91	at EAST Tennessee State (71)
103	- 3-21-04	vs. Northwestern State (51)*
	- 12-11-93	vs. McNeese State (50)
	- 11-23-84	vs. Furman (66)
	- 11-26-83	vs. North Carolina Central (60)
102	- 11-11-06	vs. NortheASTern (49)
	- 2-27-04	vs. Clemson (45)
	- 11-16-01	vs. Elon College (52)
	- 1-24-02	vs. North Carolina (82)
	- 1-27-02	vs. Florida State (80)
101	- 1-4-05	vs. Holy Cross (42)
	- 1-23-03	vs. Maryland (52)
	- 1-27-00	vs. North Carolina (58)
	- 12-2-99	vs. Elon College (44)
	- 1-1-95	vs. Manhattan (71)
	- 12-21-94	vs. Charleston Southern (57)
	- 12-8-79	vs. UNC Asheville (53)
100	- 1-2-06	vs. Wake Forest (54)
	- 2-27-98	vs. Georgia Tech (56)&
	- 12-4-94	vs. Indiana State (66)
	- 12-11-91	vs. UNC Asheville (42)
	- 12-2-88	vs. Cleveland State (60)
	- 12-28-85	vs. Cheney (56)

* NCAA Tournament
& ACC Tournament

Year	Coach	Overall	ACC	Home	Road	Neutral	ACC Tournament Finish	AP Poll Final Ranking	USA Today Final Ranking	Postseason Results
1975-76	Emma Jean Howard	0-14	--	0-8	0-6	0-0	--	--	--	--
1976-77	Emma Jean Howard	2-12	--	2-5	0-6	0-1	--	--	--	--
Howard's Totals		2-26	--	2-13	0-12	0-1				
1977-78	Debbie Leonard	1-19	0-8	0-9	1-8	0-2	Quarterfinalist	--	--	--
1978-79	Debbie Leonard	11-11	3-6	8-3	3-6	0-2	Quarterfinalist	--	--	--
1979-80	Debbie Leonard	14-13	5-5	8-3	5-5	1-5	Quarterfinalist	--	--	--
1980-81	Debbie Leonard	11-14	3-6	8-3	3-9	0-2	Quarterfinalist	--	--	--
1981-82	Debbie Leonard	14-15	3-8	8-5	4-7	2-3	Quarterfinalist	--	--	--
1982-83	Debbie Leonard	15-10	6-7	9-3	4-6	2-1	Quarterfinalist	--	--	--
1983-84	Debbie Leonard	13-14	5-9	9-5	3-6	1-3	Quarterfinalist	--	--	--
1984-85	Debbie Leonard	19-8	7-7	8-3	6-4	5-1	Semifinalist	--	--	--
1985-86	Debbie Leonard	21-9	9-5	11-2	9-3	1-4	Quarterfinalist	--	--	WNIT Elite Eight
1986-87	Debbie Leonard	19-10	7-7	12-3	5-6	2-1	Quarterfinalist	--	--	NCAA Second Round
1987-88	Debbie Leonard	17-11	5-9	9-4	6-6	2-1	Quarterfinalist	--	--	--
1988-89	Debbie Leonard	12-16	2-12	5-8	4-7	3-1	Quarterfinalist	--	--	--
1989-90	Debbie Leonard	15-13	4-10	9-3	4-8	2-2	Quarterfinalist	--	--	--
1990-91	Debbie Leonard	16-12	6-8	8-6	5-4	3-2	Quarterfinalist	--	--	--
1991-92	Debbie Leonard	14-15	4-12	7-7	4-7	3-1	Quarterfinalist	--	--	--
Leonard's Totals		212-190	69-119	119-67	66-92	27-31				
1992-93	Gail Goestenkers	12-15	3-13	7-6	4-8	1-1	First Round	--	--	--
1993-94	Gail Goestenkers	16-11	7-9	10-3	5-7	1-1	Quarterfinalist	--	--	--
1994-95	Gail Goestenkers	22-9	10-6	12-2	5-6	5-1	Finalist	20	17	NCAA Second Round
1995-96	Gail Goestenkers	26-7	12-4	11-3	9-3	6-1	Finalist	13	19	NCAA Second Round
1996-97	Gail Goestenkers	19-11	9-7	11-2	5-6	3-3	Semifinalist	--	--	NCAA Second Round
1997-98	Gail Goestenkers	24-8	13-3	14-1	5-4	5-3	Semifinalist	8	7	NCAA Elite Eight
1998-99	Gail Goestenkers	29-7	15-1	15-1	9-2	5-4	Semifinalist	10	2	NCAA Finalist
1999-00	Gail Goestenkers	28-6	12-4	16-2	7-3	5-1	Champion	10	11	NCAA Quarterfinalist
2000-01	Gail Goestenkers	30-4	13-3	14-1	9-2	7-1	Champion	5	8	NCAA Quarterfinalist
2001-02	Gail Goestenkers	31-4	16-0	15-1	10-1	6-2	Champion	3	4	NCAA Semifinalist
2002-03	Gail Goestenkers	35-2	16-0	13-1	9-0	13-1	Champion	2	4	NCAA Semifinalist
2003-04	Gail Goestenkers	30-4	15-1	14-1	10-1	6-2	Champion	1	5	NCAA Elite Eight
2004-05	Gail Goestenkers	31-5	12-2	13-1	9-2	9-2	Finalist	7	8	NCAA Elite Eight
2005-06	Gail Goestenkers	31-4	12-2	12-1	12-1	7-2	Semifinalist	4	2	NCAA Finalist
2006-07	Gail Goestenkers	32-2	14-0	14-0	11-0	7-2	Semifinalist	1	6	NCAA Quarterfinalist
Goestenkers' Totals		396-99	179-55	191-26	119-46	86-27				
2007-08	Joanne P. McCallie	25-10	10-4	10-3	7-4	8-3	Finalist	9	9	NCAA Quarterfinalist
2008-09	Joanne P. McCallie	27-6	11-3	14-0	8-4	5-2	Finalist	6	14	NCAA Second Round
2009-10	Joanne P. McCallie	30-6	12-2	16-1	8-4	6-1	Champion	6	6	NCAA Elite Eight
McCallie's Totals		82-22	33-9	40-4	23-12	19-6				
Overall Totals		692-337	281-183	352-113	208-150	132-62				

2009-10 - 8 Wins, 4 Losses

L, 77-95 at #--/16 Texas A&M, 11-15-09
W, 83-67 #3/3 Ohio State, 12-3-09
 L, 55-71 at #2/2 Stanford, 12-15-09
W, 79-65 #24/25 James Madison, 12-18-09
 W, 69-62 at #25/-- Miami, 1-14-10
L, 48-81 #1/1 Connecticut, 1-18-10
W, 73-43 #13/14 Florida State, 73-43
W, 79-51 #18/15 North Carolina, 2-8-10
W, 64-50 #19/-- Georgia Tech, 2-19-10
W, 83-65 #21/18 Virginia, 2-26-10
W, 60-52 #21/-- LSU, 3-22-10
 L, 48-51 vs. #14/18 Baylor, 3-29-10

2008-09 - 8 Wins, 4 Losses

W, 77-68 #14/15 Oklahoma State, 11-14-08
W, 56-52 #3/4 Stanford, 12-16-08
W, 68-65 #12/15 Maryland, 1-12-09
 L, 75-82 (OT) at #18/20 Florida State, 1-29-09
 W, 81-67 at #17/15 Virginia, 2-5-09
 L, 60-75 at #8/9 North Carolina, 2-9-09
 W, 62-54 at #13/18 Tennessee, 2-16-09
 L, 59-77 at #9/7 Maryland, 2-22-09
W, 81-79 (OT) #9/10 North Carolina, 3-1-09
 W, 76-53 vs. #24/20 Virginia, 3-6-09
 W, 75-57 vs. #12/13 Florida State, 3-7-09
 L, 89-92 (OT) vs. #4/4 Maryland, 3-8-09

2007-08 - 4 Wins, 9 Losses

W, 53-41 vs. #22/20 Purdue, 11-22-07
 L, 48-74 vs. #2/2 Connecticut, 11-25-07
 L, 55-68 at #23/18 Vanderbilt, 11-28-07
W, 49-44 #4/3 Rutgers, 12-6-07
 L, 70-85 at #4/4 Maryland, 1-14-07
 W, 73-47 at #23/23 Georgia Tech, 1-24-08
L, 64-67 #2/2 Tennessee, 1-28-08
L, 76-93 #3/3 North Carolina, 2-4-08
L, 69-76 #4/5 Maryland, 2-17-08
 L, 51-82 at #2/2 North Carolina, 3-2-08
 W, 74-63 vs. #5/4 Maryland, 3-7-08
 L, 73-86 vs. #2/2 North Carolina, 3-9-08
 L, 63-77 vs. #8/9 Texas A&M, 3-30-08

2006-07 - 10 Wins, 2 Losses

W, 85-45 at #19/17 Rutgers, 12-4-06
W, 69-48 #11/11 Vanderbilt, 12-7-06
W, 80-52 #22/22 Texas, 12-10-06
 W, 55-46 vs. #25/21 Bowling Green, 12-19-06
 W, 72-51 vs. #22/22 Pittsburgh, 12-21-06
W, 81-62 #1/1 Maryland, 1-13-07
 W, 74-70 at #4/4 Tennessee, 1-22-07
 W, 64-53 at #2/2 North Carolina, 2-8-07
 W, 69-57 at #6/6 Maryland, 2-18-07
W, 67-62 #4/4 North Carolina, 2-25-07
 L, 65-70 vs. #24/25 N.C. State, 3-3-07
 L, 52-53 vs. #15/18 Rutgers, 3-24-07

2005-06 - 8 Wins, 4 Losses

W, 84-70 at #18/16 Texas, 12-4-05
 W, 86-68 at #6/6 Maryland, 1-8-06
 W, 66-52 at #22/22 Boston College, 1-14-06
W, 75-53 #1/1 Tennessee, 1-23-06
L, 70-74 #3/2 North Carolina, 1-29-06
W, 90-80 #4/6 Maryland, 2-13-06
 L, 65-77 at #2/2 North Carolina, 2-25-06
 L, 70-78 vs. #4/4 Maryland, 3-4-06
 W, 86-61 vs. #16/17 Michigan State, 3-26-06
 W, 63-61 (OT) vs. #8/8 Connecticut, 3-28-06
 W, 64-45 vs. #5/5 LSU, 4-2-06
 L, 75-78 vs. #3/3 Maryland, 4-4-06

2004-05 - 12 Wins, 5 Losses

L, 65-76 at #11/11 Notre Dame, 11-17-04
W, 66-58 #23/23 Penn State, 11-19-04
 W, 63-51 vs. #16/16 Kansas State, 11-27-04
 W, 59-57 at #4/5 Tennessee, 12-2-04
 W, 66-48 vs. #20/18 Purdue, 12-18-04
W, 88-67 #25/25 Virginia Tech, 1-9-05
 L, 51-56 at #12/6 North Carolina, 1-24-05
W, 60-57 #20/22 Maryland, 1-27-05
 W, 52-49 at #25/-- N.C. State, 1-30-05
W, 75-64 #24/24 Florida State, 2-6-05
 W, 60-49 at #19/21 Maryland, 2-13-05
L, 68-77 #8/4 North Carolina, 2-27-05
 W, 74-44 vs. #25/-- Maryland, 3-6-05
 L, 67-88 vs. #4/3 North Carolina, 3-7-05
 W, 70-65 vs. #25/-- Boston College, 3-22-05
 W, 63-57 vs. #20/20 Georgia, 3-26-05
 L, 49-59 vs. #2/4 Louisiana State, 3-28-05

2003-04 - 7 Wins, 3 Losses

L, 77-85 vs. #3/3 Texas, 11-16-03
 W, 93-63 vs. #5/6 Purdue, 11-23-03
W, 66-57 #25/-- Auburn, 11-29-03
 W, 68-67 at #1/1 Connecticut, 1-3-04
W, 79-57 #13/13 North Carolina, 1-11-04
L, 69-72 #2/2 Tennessee, 1-24-04
 W, 89-79 at #15/14 North Carolina, 2-14-04
 W, 63-47 vs. #9/10 North Carolina, 3-8-04
 W, 63-49 vs. #7/5 Louisiana Tech, 3-28-04
 L, 75-82 vs. #24/20 Minnesota, 3-30-04

2002-03 - 7 Wins, 2 Losses

W, 76-55 vs. #2/2 Tennessee, 11-24-02
 W, 74-72 (OT) vs. #17/15 Arkansas, 11-30-02
 W, 78-67 (OT) at #8/10 North Carolina, 1-20-03
L, 67-78 #2/2 Connecticut, 2-1-03
W, 97-63 #6/6 North Carolina, 2-20-03
 W, 77-59 vs. #11/9 North Carolina, 3-10-03
 W, 66-63 vs. #19/20 Georgia, 3-29-03
 W, 57-51 vs. #7/8 Texas Tech, 3-31-03
 L, 56-66 vs. #4/4 Tennessee, 4-6-03

2001-02 - 8 Wins, 2 Losses

W, 85-69 #7/7 Texas Tech, 11-11-01
W, 76-64 #6/5 Louisiana Tech, 12-2-01
 L, 68-89 vs. #2/2 Tennessee, 12-27-01
W, 102-82 #21/20 North Carolina, 1-24-02
 W, 90-75 at #19/20 North Carolina, 2-24-02
 W, 87-80 vs. #16/19 North Carolina, 3-4-02
W, 76-66 #-/25 TCU, 3-17-02
 W, 62-46 vs. #14/14 Texas, 3-23-02
 W, 77-68 vs. #13/13 South Carolina, 3-25-02
 L, 71-86 vs. #2/2 Oklahoma, 3-29-02

2000-01 - 8 Wins, 2 Losses

W, 56-45 vs. #7/8 Louisiana State, 11-11-00
 W, 88-87 at #9/8 Penn State, 11-20-00
 W, 67-49 at #NR/24 Boston College, 11-22-00
W, 81-63 #5/6 Iowa State, 12-30-00
W, 62-59 #22/19 N.C. State, 1-18-01
 W, 71-68 at #NR/24 Virginia, 1-22-01
W, 92-42 #15/16 Clemson, 1-28-01
 L, 55-69 at #24/21 N.C. State, 2-18-01
 W, 57-45 vs. #21/20 N.C. State, 3-5-01
 L, 71-81 vs. #15/15 SWMS, 3-24-01

1999-00 - 3 Wins, 4 Losses

L, 70-77 #20/21 Boston College, 11-17-99
W, 63-49 #9/8 Penn State, 11-28-99
 W, 70-61 at #24/24 Virginia Tech, 12-8-99
 L, 75-80 (OT) at #6/5 N.C. State, 1-20-00

L, 49-61 at #24/25 Virginia, 1-30-00
W, 70-64 #7/7 N.C. State, 2-17-00
 L, 66-79 vs. #15/12 Louisiana St., 3-25-00

1998-99 - 11 Wins, 6 Losses

L, 74-104 vs. #3/3 Connecticut, 11-13-98
 W, 77-57 vs. #19/17 Stanford, 11-14-98
 L, 57-84 at #11/19 Notre Dame, 11-21-98
 W, 79-71 at #18/22 Vanderbilt, 11-23-98
 L, 60-74 vs. #3/3 Tennessee, 12-6-98
 W, 85-80 at #9/11 UCLA, 12-28-98
W, 84-68 #22/22 Virginia, 1-4-99
W, 86-77 #16/12 Clemson, 1-14-99
 W, 93-71 at #7/6 North Carolina, 1-22-99
 W, 66-56 at #16/16 Virginia, 2-4-99
 L, 75-80 at #19/19 Clemson, 2-14-99
W, 88-78 #13/12 North Carolina, 2-21-99
 L, 71-76 vs. #16 Clemson, 2-28-99
 W, 76-63 vs. #5/5 Old Dominion, 3-20-99
 W, 69-63 vs. #2/2 Tennessee, 3-22-99
 W, 81-69 vs. #12/12 Georgia, 3-26-99
 L, 45-62 vs. #1/1 Purdue, 3-28-99

1997-98 - 7 Wins, 4 Losses

L, 65-77 vs. #8/8 Illinois, 11-30-97
 L, 63-70 at #12/15 Florida, 12-29-97
 L, 74-83 at #8/7 North Carolina, 1-12-98
 W, 75-61 at #8/7 N.C. State, 1-19-98
W, 93-66 #11/10 Virginia, 1-23-98
W, 78-59 #19/22 Clemson, 1-25-98
W, 83-70 #5/5 North Carolina, 2-12-98
W, 65-62 #10/8 N.C. State, 2-19-98
 W, 85-78 (OT) at #15/14 Virginia, 2-22-98
 L, 52-56 vs. #8/10 North Carolina, 2-28-98
 W, 71-58 vs. #13/12 Florida, 3-21-98

1996-97 - 1 Win, 9 Losses

L, 77-89 vs. #6 Old Dominion, 12-7-96
 L, 55-62 at #13 Virginia, 1-6-97
 L, 73-86 at #13/13 N.C. State, 1-15-97
L, 73-87 #10 North Carolina, 1-18-97
W, 70-61 #10 Clemson, 1-24-97
 L, 69-72 at #22/21 Clemson, 2-16-97
L, 56-86 #11/9 Virginia, 2-19-97
 L, 61-81 at #4/5 North Carolina, 2-21-97
 L, 55-66 vs. #5/6 North Carolina, 3-1-97
 L, 67-85 at #16/19 Illinois, 3-16-97

1995-96 - 4 Wins, 4 Losses

L, 73-75 at #14/17 N.C. State, 1-4-96
L, 60-61 #8/5 Virginia, 1-8-96
W, 74-63 #17/18 Clemson, 1-31-96
L, 74-80 #14/17 N.C. State, 2-2-96
 W, 72-69 at #9/8 Virginia, 2-10-96
 W, 75-65 at #16/20 Clemson, 2-19-96
 W, 79-62 vs. #19/23 N.C. State, 3-2-96
 L, 54-71 vs. #22/20 Clemson, 3-3-96

1994-95 - 2 Wins, 5 Losses

L, 62-78 at #9/11 Virginia, 1-10-95
W, 74-72 #3 North Carolina, 1-25-95
L, 61-67 #8/9 Virginia, 2-12-95
 L, 57-82 at #12 North Carolina, 2-25-95
 W, 83-82 (2OT) vs. #6 Virginia, 3-4-95
 L, 70-95 vs. #12 North Carolina, 3-5-95
 L, 120-121 (4OT) at #13/15 Alabama, 3-18-95

1993-94 - 0 Wins, 4 Losses

L, 68-79 #7/7 North Carolina, 1-19-94
L, 66-87 #12 Virginia, 1-25-94
 L, 60-73 at #9 Virginia, 2-12-94

L, 68-70 at #5/5 North Carolina, 2-22-92

1992-93 - 1 Win, 7 Losses

L, 57-76 at #9 Virginia, 1-9-93
L, 51-82 #3/9 Maryland, 1-16-93
 L, 54-66 at #20 North Carolina, 1-19-93
 L, 63-88 at #18/21 Clemson, 1-31-93
 L, 71-90 at #7/9 Maryland, 2-5-93
L, 61-97 #14 Virginia, 2-13-93
 W, 67-65 #--/21 Clemson, 2-15-93
 L, 63-84 #18/18 North Carolina, 2-23-93

1991-92 - 1 Win, 9 Losses

L, 58-74 at #12/11 Purdue, 12-28-91
 W, 73-69 at #12/11 N.C. State, 1-7-92
L, 72-107 #15/15 Clemson, 1-10-92
L, 54-80 #1/1 Maryland, 1-24-92
L, 54-81 #2/2 Virginia, 2-1-92
L, 64-69 #24/24 North Carolina, 2-12-92
 L, 48-93 at #2/2 Virginia, 2-15-92
 L, 68-74 at #4/5 Maryland, 2-22-92
 L, 58-63 at #19/18 Clemson, 2-29-92
 L, 55-81 vs. #1/1 Virginia, 3-7-92

1990-91 - 0 Wins, 7 Losses

L, 58-69 #9/9 Purdue, 12-2-90
L, 56-92 #1/1 Virginia, 1-5-91
 L, 84-96 at #3/4 N.C. State, 1-9-91
 L, 49-63 at #20/20 Clemson, 1-28-91
L, 63-98 #3/4 N.C. State, 2-6-91
 L, 61-86 at #1/1 Virginia, 2-9-91
L, 59-67 #24/-- Clemson, 2-22-91

1989-90 - 1 Win, 5 Losses

L, 78-92 at #23/24 Old Dominion, 12-18-89
 L, 60-68 at #12/13 Maryland, 1-5-90
L, 87-103 #8/11 N.C. State, 1-10-90
W, 84-74 #9/12 Virginia, 1-16-90
 L, 61-80 at #11/11 N.C. State, 2-7-90
 L, 62-86 at #12/12 Virginia, 2-10-90

1988-89 - 0 Wins, 9 Losses

L, 76-91 #6/7 Stanford, 12-20-88
 L, 66-78 at #13/13 Virginia, 1-7-89
L, 86-87 #8/8 Maryland, 1-14-89
L, 68-75 #16/14 N.C. State, 1-17-89
L, 70-77 #--/24 Old Dominion, 1-21-89
 L, 64-100 at #6/4 Maryland, 2-4-89
L, 81-99 #14/14 Virginia, 2-11-89
 L, 78-92 at #15/14 N.C. State, 2-21-89
 L, 50-89 vs. #14/14 N.C. State, 3-4-89

1987-88 - 1 Win, 4 Losses

L, 73-83 at #15/14 Maryland, 1-9-88
 L, 49-72 #14/14 Virginia, 1-23-88
 W, 81-73 #11/12 Maryland, 2-13-88
 L, 67-69 at #9/10 Virginia, 2-27-88
 L, 65-81 vs. #--/25 Clemson, 3-5-88

1986-87 - 3 Wins, 4 Losses

L, 64-64 at #16/17 Maryland, 12-12-86
W, 70-63 #--/22 Maryland, 1-17-87
L, 79-86 #14/14 N.C. State, 1-21-87
 L, 43-71 at #6/6 Virginia, 1-24-87
 W, 76-69 at #13/15 N.C. State, 2-3-87
W, 77-76 #7/9 Virginia, 2-21-87
 L, 64-78 at #5/6 Rutgers, 3-14-87

1985-86 - 2 Wins, 2 Losses

W, 79-78 #19/18 North Carolina, 1-7-86
 L, 76-90 at #4/4 Virginia, 1-18-86

L, 67-81 #3/3 Virginia, 2-1-86
 W, 86-79 at #13/13 North Carolina, 2-12-86

1984-85 - 0 Wins, 4 Losses

L, 58-75 #11/-- Virginia, 1-5-85
 L, 66-74 at #15/17 Virginia, 2-2-85
L, 72-73 #15/15 N.C. State, 2-19-85
 L, 57-89 vs. #14/14 N.C. State, 3-2-85

1983-84 - 2 Wins, 7 Losses

L, 72-78 #15 Clemson, 12-6-83
 L, 54-81 at #8 Maryland, 12-10-83
 L, 73-79 at #14 Clemson, 1-17-84
L, 62086 #20 N.C. State, 1-24-84
 L, 55-82 at #17 Virginia, 2-4-84
L, 63-64 #17 Maryland, 2-8-84
W, 80-67 #16 North Carolina, 2-16-84
 W (OT), 74-73 at #15 N.C. State, 2-21-84
 L, 68-81 vs. #16 N.C. State, 3-2-84

1982-83 - 0 Wins, 5 Losses

L, 68-84 #20 North Carolina, 1-11-83
L, 49-72 #3 Maryland, 1-18-83
 L, 68-89 at #8 Maryland, 2-13-83
 L, 65-82 at #20 North Carolina, 2-17-83
L, 81-102 #16 N.C. State, 2-22-83

1981-82 - 0 Wins, 4 Losses

L, 53-70 #9 N.C. State, 12-8-81
L, 52-65 #12 Maryland, 1-3-82
 L, 61-81 at #8 N.C. State, 2-10-82
 L, 55-69 at #9 N.C. State, 2-26-82

1980-81 - 0 Wins, 4 Losses

L, 78-96 #10 N.C. State, 12-4-80
 L, 68-85 at #17 Maryland, 1-10-81
L, 54-67 #20 Clemson, 2-2-81
 L, 49-72 vs. #12 Maryland, 2-12-81

1979-80 - 0 Wins, 3 Losses

L, 55-86 at #5 N.C. State, 11-29-79
 L, 56-111 at #18 Clemson, 1-9-80
L, 63-82 #15 Maryland, 1-18-80

1978-79 - 0 Wins, 2 Losses

L, 55-82 at #3 Maryland, 1-18-79
L, 44-99 #7 N.C. State, 1-20-79

1977-78 - 0 Wins, 4 Losses

L, 47-117 #7 Maryland, 1-14-78
 L, 43-125 at #2 N.C. State, 1-19-78
L, 36-86 #2 N.C. State, 2-2-78
 L, 39-103 vs. #7 Maryland, 2-9-78

1976-77 - 0 Wins, 1 Loss

L, 35-87 #14 N.C. State, 2-1-77

Totals: 118 Wins, 155 Losses

(Bold indicates home games)

1st Victory Against Ranked Opponent

80-67 vs. #16 North Carolina, 2-16-84

Largest Margin Of Victory Against Ranked Opponent

30 (92-62) vs. #15 Clemson, 1-28-01

Largest Margin Of Loss Against Ranked Opponent

82 (43-125) vs. #12 N.C. State, 1-19-78

Most Wins Against Ranked Foes In A Season

12, 2004-05

Most Losses In A Season

9, 1996-97

Duke Vs. Ranked ACC Opponents

Overall Record: 69-122

Boston College, 3-1 North Carolina, 20-26

Clemson, 7-14 N.C. State, 9-28

Florida State, 3-1 Virginia, 12-26

Georgia Tech, 2-0 Virginia Tech, 2-0

Maryland, 11-26

Duke vs. Ranked Opponents IAST 10 Years

80-37

Most Points Allowed vs Ranked Opponents

125 vs. #12 N.C. State, 1-19-78

Most Points Scored vs Ranked Opponents

102 vs. #21 North Carolina, 1-24-02

Fewest Points Scored vs Ranked Opponents

35 vs. #14 N.C. State, 2-1-77

Fewest Points Allowed vs Ranked Opponents

42 vs. #15 Clemson, 2-1-01

The Coach Versus Ranked Opponents

Emma Jean Howard (1975-77): 0-0

Debbie Leonard (1977-92): 10-74

Gail Goestenkors (1992-2007): 88-56

Joanne P. McCallie (2007-present): 20-17

Individual Records vs. Ranked Opponents**Most Points In A Game**

36, Katie Meier vs. #13/15 N.C. State, 2-3-87

Most Rebounds In A Game

20, Alana Beard vs. #11/9 North Carolina, 3-10-03

Most Assists In A Game

12, Katie Meier vs. #8/11 N.C. State, 1-10-90

Most Blocks In A Game

8, Alison Bales vs. #8/8 Connecticut, 3-28-06

8, Alison Bales vs. #8/4 North Carolina, 2-27-05

Most Steals In A Game

ALABAMA 0-1
 Home 0-0 • Away 0-1 • Neutral 0-0
 Mar. 18, 1995..... - Alabama 121, Duke 120 (4OT)

AMERICAN 1-0
 Home 1-0 • Away 0-0 • Neutral 0-0
 Dec. 4, 1993 - Duke 104, American 71

APPALACHIAN STATE 10-4
 Home 6-1 • Away 4-2 • Neutral 0-1
 Jan. 28, 1978 - Appalachian State 87, Duke 60
 Feb. 16, 1978..... - Appalachian State 75, Duke 68
 Feb. 16, 1979..... - Appalachian State 85, Duke 64
 Feb. 2, 1980..... - Duke 88, Appalachian State 70
 Dec. 6, 1980 - Duke 90, Appalachian State 71
 Feb. 23, 1981..... - Duke 69, Appalachian State 46
 Mar. 2, 1981..... - Appalachian State 74, Duke 73 (OT)
 Jan. 30, 1982..... - Duke 75, Appalachian State 60
 Feb. 19, 1982..... - Duke 85, Appalachian State 73
 Feb. 25, 1983..... - Duke 89, Appalachian State 51
 Dec. 6, 1986 - Duke 84, Appalachian State 66
 Nov. 28, 1989..... - Duke 73, Appalachian State 65
 Dec. 20, 1992 - Duke 79, Appalachian State 76
 Dec. 8, 1993 - Duke 79, Appalachian State 66

ARIZONA STATE 1-0
 Home 0-0 • Away 0-0 • Neutral 1-0
 Mar. 25, 2008..... - Duke 67, Arizona State 59

ARKANSAS 2-1
 Home 0-0 • Away 0-0 • Neutral 1-1
 Mar. 23, 1998..... - Arkansas 77, Duke 72
 Mar. 19, 2001..... - Duke 75, Arkansas 54
 Nov. 30, 2002..... - Duke 74, Arkansas 72 (OT)

ARKANSAS STATE 2-0
 Home 1-0 • Away 0-0 • Neutral 1-0
 Dec. 17, 2000 - Duke 69, Arkansas State 45
 Nov. 25, 2005..... - Duke 110, Arkansas State 56

AUBURN 3-0
 Home 2-0 • Away 1-0 • Neutral 0-0
 Nov. 30, 2003..... - Duke 66, Auburn 57
 Dec. 31, 2004 - Duke 80, Auburn 61
 Nov. 27, 2005..... - Duke 69, Auburn 37

AUSTIN PEAY 1-0
 Home 0-0 • Away 0-0 • Neutral 0-0
 Mar. 22, 2009..... - Duke 83, Austin Peay 42

BALL STATE 2-0
 Home 1-0 • Away 1-0 • Neutral 0-0
 Dec. 20, 2004 - Duke 81, Ball State 31
 Dec. 19, 2005 - Duke 110, Ball State 24

BAPTIST 1-0
 Home 0-0 • Away 0-0 • Neutral 1-0
 Dec. 11, 1982..... - Duke 86, Baptist 37

BAYLOR 0-1
 Home 0-0 • Away 0-0 • Neutral 0-1
 Mar. 29, 2010..... - Baylor 51, Duke 48

BOSTON COLLEGE 7-2
 Home 3-1 • Away 3-1 • Neutral 1-0
 Dec. 2, 1989 - Duke 85, Boston College 64
 Nov. 17, 1999..... - Boston College 77, Duke 70
 Nov. 22, 2000..... - Duke 67, Boston College 49
 Mar. 22, 2005..... - Duke 70, Boston College 65

Jan. 14, 2006 - Duke 66, Boston College 52
 Feb. 15, 2007..... - Duke 73, Boston College 52
 Feb. 7, 2008..... - Duke 51, Boston College 41
 Feb. 2, 2009..... - Duke 69, Boston College 58
 Feb. 4, 2010..... - Boston College 61, Duke 57

BOSTON UNIVERSITY 2-0
 Home 1-0 • Away 0-0 • Neutral 1-0
 Jan. 2, 1987 - Duke 73, Boston University 58
 Dec. 30, 2006 - Duke 72, Boston University 42

BOWLING GREEN 1-0
 Home 0-0 • Away 0-0 • Neutral 1-0
 Dec. 19, 2006 - Duke 55, Bowling Green 46

BRIGHAM YOUNG 1-0
 Home 1-0 • Away 0-0 • Neutral 0-0
 Jan. 10, 1987 - Duke 80, Brigham Young 60

BUCKNELL 1-0
 Home 0-0 • Away 0-0 • Neutral 0-0
 Dec. 21, 2007 - Duke 92, Bucknell 49

CALIFORNIA 1-1
 Home 0-0 • Away 1-1 • Neutral 0-0
 Dec. 27, 1987 - Duke 85, California 57
 Dec. 21, 1993 - California 72, Duke 66

CAMPBELL 3-5
 Home 2-2 • Away 0-2 • Neutral 1-1
 Jan. 22, 1976 - Campbell 73, Duke 55
 Feb. 3, 1976..... - Campbell 72, Duke 69
 Feb. 3, 1977..... - Campbell 78, Duke 63
 Feb. 19, 1977..... - Campbell 66, Duke 48
 Feb. 24, 1977..... - Campbell 61, Duke 50
 Jan. 16, 1982..... - Duke 83, Campbell 64
 Feb. 18, 1984..... - Duke 89, Campbell 64
 Mar. 18, 2000..... - Duke 71, Campbell 42

CANISIUS 1-0
 Home 0-0 • Away 0-0 • Neutral 1-0
 Mar. 20, 2005..... - Duke 80, Canisius 48

CATAWBA 1-0
 Home 1-0 • Away 0-0 • Neutral 0-0
 Jan. 10, 1979..... - Duke 82, Catawba 33

CHARLESTON SOUTHERN 2-0
 Home 2-0 • Away 0-0 • Neutral 0-0
 Dec. 21, 1994 - Duke 101, Charleston Southern 57
 Dec. 16, 2002 - Duke 106, Charleston Southern 38

CHEYNEY 2-0
 Home 1-0 • Away 0-0 • Neutral 1-0
 Nov. 26, 1985..... - Duke 98, Cheyney 66
 Dec. 28, 1985 - Duke 100, Cheyney 56

CINCINNATI 0-1
 Home 0-0 • Away 0-1 • Neutral 0-0
 Jan. 2, 1981 - Cincinnati 86, Duke 64

CLEMSON 32-32
 Home 18-9 • Away 12-16 • Neutral 2-7
 Jan. 11, 1978 - Clemson 118, Duke 59
 Feb. 5, 1979..... - Clemson 94, Duke 58
 Feb. 8, 1979..... - Clemson 81, Duke 56
 Jan. 9, 1980..... - Clemson 111, Duke 56
 Feb. 2, 1981..... - Clemson 67, Duke 54
 Jan. 23, 1982..... - Clemson 84, Duke 59

Dec. 1, 1982 - Duke 72, Clemson 70
 Jan. 29, 1983 - Duke 95, Clemson 81
 Mar. 4, 1983..... - Clemson 93, Duke 92 (OT)
 Dec. 6, 1983 - Clemson 78, Duke 72
 Jan. 17, 1984 - Clemson 79, Duke 73
 Dec. 31, 1984 - Duke 84, Clemson 76
 Jan. 14, 1985 - Duke 76, Clemson 70
 Mar. 1, 1985..... - Duke 81, Clemson 76
 Jan. 13, 1986 - Duke 93, Clemson 77
 Feb. 8, 1986..... - Duke 80, Clemson 76
 Dec. 3, 1986 - Duke 78, Clemson 72
 Feb. 9, 1987..... - Clemson 79, Duke 76
 Jan. 4, 1988 - Duke 68, Clemson 61
 Feb. 1, 1988..... - Clemson 78, Duke 65
 Mar. 5, 1988..... - Clemson 81, Duke 65
 Jan. 2, 1989 - Clemson 69, Duke 55
 Feb. 8, 1989 - Clemson 71, Duke 50
 Jan. 29, 1990 - Clemson 64, Duke 49
 Feb. 26, 1990..... - Clemson 65, Duke 60
 Mar. 3, 1990..... - Clemson 77, Duke 68
 Jan. 28, 1991 - Clemson 63, Duke 49
 Feb. 22, 1991 - Clemson 67, Duke 59
 Mar. 2, 1991..... - Clemson 60, Duke 58
 Jan. 10, 1992 - Clemson 107, Duke 72
 Feb. 29, 1992 - Clemson 63, Duke 59
 Jan. 31, 1993 - Clemson 88, Duke 63
 Feb. 15, 1993 - Duke 67, Clemson 65
 Jan. 23, 1994 - Duke 74, Clemson 67
 Jan. 28, 1994 - Clemson 90, Duke 82
 Feb. 1, 1995..... - Clemson 78, Duke 64
 Feb. 20, 1995..... - Clemson 88, Duke 82 (OT)
 Mar. 3, 1995..... - Duke 78, Clemson 71
 Jan. 31, 1996 - Duke 74, Clemson 63
 Feb. 19, 1996 - Duke 75, Clemson 65
 Mar. 3, 1996..... - Clemson 71, Duke 54
 Jan. 24, 1997 - Duke 70, Clemson 61
 Feb. 16, 1997 - Clemson 72, Duke 69
 Dec. 13, 1997 - Clemson 72, Duke 61
 Jan. 25, 1998 - Duke 78, Clemson 59
 Jan. 14, 1999 - Duke 86, Clemson 77
 Feb. 14, 1999 - Clemson 80, Duke 75
 Feb. 28, 1999 - Clemson 76, Duke 71
 Jan. 16, 2000 - Duke 60, Clemson 51
 Feb. 21, 2000 - Duke 59, Clemson 44
 Dec. 9, 2000 - Clemson 93, Duke 75
 Jan. 28, 2001 - Duke 92, Clemson 42
 Jan. 10, 2002 - Duke 81, Clemson 58
 Feb. 10, 2002 - Duke 77, Clemson 69
 Jan. 6, 2003 - Duke 69, Clemson 53
 Feb. 6, 2003..... - Duke 61, Clemson 49
 Feb. 2, 2004..... - Duke 78, Clemson 60
 Feb. 27, 2004 - Duke 102, Clemson 45
 Feb. 17, 2005 - Duke 72, Clemson 48
 Jan. 26, 2006 - Duke 97, Clemson 65
 Feb. 5, 2007..... - Duke 105, Clemson 53
 Feb. 13, 2008 - Duke 83, Clemson 54
 Feb. 13, 2009 - Duke 77, Clemson 53
 Jan. 7, 2010 - Duke 67, Clemson 41

CLEVELAND STATE 1-0
 Home 1-0 • Away 0-0 • Neutral 0-0
 Dec. 2, 1988 - Duke 100, Cleveland State 60

COLLEGE OF CHARLESTON 1-0
 Home 1-0 • Away 0-0 • Neutral 0-0
 Dec. 18, 1990 - Duke 82, College of Charleston 54

COLORADO 0-1
 Home 0-1 • Away 0-0 • Neutral 0-0
 Jan. 5, 1980 - Colorado 78, Duke 64

COLORADO STATE 1-0
 Home 1-0 • Away 0-0 • Neutral 0-0
 Dec. 22, 2005 - Duke 99, Colorado State 52

CONNECTICUT 3-5
 Home 0-3 • Away 1-0 • Neutral 2-2
 Jan. 11, 1980 - Connecticut 81, Duke 69
 Dec. 9, 1988 - Duke 83, Connecticut 69
 Nov. 13, 1998 - Connecticut 104, Duke 74
 Feb. 1, 2003 - Connecticut 77, Duke 65
 Jan. 3, 2004 - Duke 68, Connecticut 67
 Mar. 28, 2006 - Duke 63, Connecticut 61 (OT)
 Nov. 25, 2007 - Connecticut 74, Duke 48
 Jan. 18, 2010 - Connecticut 61, Duke 58

DARTMOUTH 1-0
 Home 0-0 • Away 1-0 • Neutral 0-0
 Dec. 29, 2006 - Duke 77, Dartmouth 40

DAYTON 0-1
 Home 0-0 • Away 0-1 • Neutral 0-0
 Jan. 3, 1981 - Dayton 99, Duke 78

DAVIDSON 3-1
 Home 3-0 • Away 0-1 • Neutral 0-0
 Feb. 20, 1978 - Davidson 62, Duke 61
 Feb. 12, 1979 - Duke 78, Davidson 25
 Nov. 24, 2001 - Duke 107, Davidson 58
 Nov. 12, 2004 - Duke 89, Davidson 69

DELAWARE 1-0
 Home 1-0 • Away 0-0 • Neutral 0-0
 Dec. 2, 1995 - Duke 95, Delaware 50

DENVER 1-0
 Home 0-0 • Away 1-0 • Neutral 0-0
 Nov. 11, 2007 - Duke 57, Denver 37

DEPAUL 1-1
 Home 0-0 • Away 0-1 • Neutral 1-0
 Nov. 29, 1986 - DePaul 78, Duke 72
 Mar. 14, 1997 - Duke 70, DePaul 56

DETROIT 3-0
 Home 0-0 • Away 0-0 • Neutral 3-0
 Dec. 20, 1993 - Duke 94, Detroit 82
 Nov. 28, 1997 - Duke 87, Detroit 65
 Dec. 27, 2002 - Duke 92, Detroit 52

DRAKE 1-0
 Home 0-0 • Away 0-0 • Neutral 1-0
 Dec. 27, 1992 - Duke 71, Drake 58

DUQUESNE 1-0
 Home 1-0 • Away 0-0 • Neutral 0-0
 Nov. 25, 2000 - Duke 97, Duquesne 66

EAST CAROLINA 6-9
 Home 4-3 • Away 2-3 • Neutral 0-3
 Jan. 20, 1976 - EAST Carolina 72, Duke 31
 Dec. 3, 1977 - EAST Carolina 80, Duke 55
 Feb. 6, 1978 - EAST Carolina 70, Duke 66
 Mar. 2, 1978 - EAST Carolina 87, Duke 47
 Dec. 2, 1978 - EAST Carolina 81, Duke 66
 Feb. 22, 1979 - EAST Carolina 69, Duke 46

Dec. 1, 1979 - Duke 76, EAST Carolina 75
 Feb. 23, 1980 - EAST Carolina 99, Duke 65
 Jan. 19, 1981 - EAST Carolina 79, Duke 69
 Feb. 16, 1982 - EAST Carolina 79, Duke 57
 Jan. 2, 1987 - Duke 84, EAST Carolina 70
 Dec. 12, 1987 - Duke 68, EAST Carolina 49
 Nov. 30, 1988 - Duke 93, EAST Carolina 60
 Jan. 5, 1994 - Duke 110, EAST Carolina 69
 Nov. 22, 2002 - Duke 108, EAST Carolina 46

EAST TENNESSEE STATE 5-0
 Home 3-0 • Away 0-1 • Neutral 1-0
 Mar. 12, 1982 - Duke 74, EAST Tennessee State 73 (OT)
 Dec. 10, 1987 - Duke 86, EAST Tennessee State 48
 Nov. 29, 1990 - Duke 85, EAST Tennessee State 55
 Nov. 23, 1991 - Duke 104, EAST Tennessee State 71
 Dec. 8, 1992 - Duke 114, EAST Tennessee State 74

EASTERN KENTUCKY 1-1
 Home 1-0 • Away 0-1 • Neutral 0-0
 Nov. 26, 1982 - Duke 74, EASTern Kentucky 57
 Dec. 3, 1983 - EASTern Kentucky 46, Duke 44

EASTERN WASHINGTON 1-0
 Home 0-0 • Away 0-0 • Neutral 1-0
 Nov. 25, 1988 - Duke 79, EASTern Washington 57

ELON COLLEGE 3-4
 Home 3-2 • Away 0-2 • Neutral 0-0
 Feb. 7, 1976 - Elon College 82, Duke 43
 Feb. 14, 1976 - Elon College 50, Duke 47
 Jan. 21, 1977 - Elon College 48, Duke 47
 Feb. 21, 1977 - Elon College 74, Duke 38
 Dec. 2, 1999 - Duke 101, Elon College 44
 Nov. 16, 2001 - Duke 102, Elon College 52
 Nov. 21, 2003 - Duke 108, Elon College 26

FAIRFIELD 2-0
 Home 1-0 • Away 0-0 • Neutral 1-0
 Nov. 30, 1991 - Duke 75, Fairfield 68
 Nov. 22, 2005 - Duke 110, Fairfield 44

FLORIDA 2-1
 Home 0-0 • Away 0-1 • Neutral 2-0
 Nov. 28, 1986 - Duke 76, Florida 74
 Dec. 29, 1997 - Florida 70, Duke 63
 Mar. 21, 1998 - Duke 71, Florida 58

FLORIDA A&M 1-0
 Home 1-0 • Away 0-0 • Neutral 0-0
 Nov. 27, 1999 - Duke 93, Florida A&M 38

FLORIDA INTERNATIONAL 1-1
 Home 1-0 • Away 0-0 • Neutral 0-1
 Jan. 1, 1984 - Florida International 83, Duke 56
 Dec. 18, 2002 - Duke 106, Florida International 58

FLORIDA STATE 30-8
 Home 14-3 • Away 10-5 • Neutral 6-0
 Jan. 21, 1992 - Florida State 67, Duke 55
 Feb. 8, 1992 - Florida State 61, Duke 53
 Jan. 3, 1993 - Florida State 84, Duke 72
 Feb. 28, 1993 - Florida State 74, Duke 67
 Jan. 16, 1994 - Duke 66, Florida State 60
 Feb. 25, 1994 - Florida State 78, Duke 73
 Dec. 7, 1994 - Duke 84, Florida State 68
 Jan. 28, 1995 - Duke 75, Florida State 71
 Dec. 6, 1995 - Duke 92, Florida State 30
 Jan. 27, 1996 - Duke 61, Florida State 47

Jan. 3, 1997 - Duke 87, Florida State 46
 Feb. 2, 1997 - Duke 77, Florida State 70
 Jan. 16, 1998 - Duke 96, Florida State 76
 Feb. 15, 1998 - Duke 79, Florida State 67
 Dec. 2, 1998 - Duke 91, Florida State 72
 Jan. 25, 1999 - Duke 92, Florida State 75
 Feb. 26, 1999 - Duke 90, Florida State 57
 Jan. 24, 2000 - Duke 59, Florida State 54
 Feb. 24, 2000 - Duke 87, Florida State 52
 Mar. 4, 2000 - Duke 92, Florida State 65
 Jan. 8, 2001 - Duke 73, Florida State 60
 Feb. 8, 2001 - Florida State 71, Duke 69
 Mar. 4, 2001 - Duke 72, Florida State 56
 Jan. 27, 2002 - Duke 102, Florida State 80
 Feb. 21, 2002 - Duke 88, Florida State 55
 Mar. 1, 2002 - Duke 82, Florida State 66
 Jan. 26, 2003 - Duke 81, Florida State 63
 Feb. 27, 2003 - Duke 70, Florida State 49
 Jan. 5, 2004 - Duke 79, Florida State 66
 Feb. 4, 2004 - Florida State 80, Duke 74
 Feb. 6, 2005 - Duke 75, Florida State 64
 Jan. 5, 2006 - Duke 87, Florida State 68
 Jan. 25, 2007 - Duke 73, Florida State 60
 Jan. 11, 2008 - Duke 70, Florida State 38
 Mar. 7, 2008 - Duke 81, Florida State 67
 Jan. 29, 2009 - Florida State 82, Duke 75 (OT)
 Mar. 7, 2009 - Duke 75, Florida State 57
 Jan. 29, 2010 - Duke 73, Florida State 43

FURMAN 4-0
 Home 1-0 • Away 1-0 • Neutral 2-0
 Dec. 3, 1979 - Duke 90, Furman 56
 Feb. 7, 1981 - Duke 89, Furman 48
 Dec. 10, 1982 - Duke 88, Furman 51
 Nov. 23, 1984 - Duke 103, Furman 66

GEORGE MASON 4-0
 Home 2-0 • Away 2-0 • Neutral 0-0
 Nov. 29, 1980 - Duke 86, George Mason 50
 Nov. 30, 1985 - Duke 85, George Mason 66
 Dec. 28, 1999 - Duke 95, George Mason 56
 Dec. 3, 2000 - Duke 88, George Mason 69

GEORGE WASHINGTON 1-1
 Home 1-0 • Away 0-0 • Neutral 0-1
 Nov. 20, 1981 - Duke 82, George Washington 45
 Dec. 29, 1996 - George Washington 54, Duke 48

GEORGETOWN 4-0
 Home 1-0 • Away 1-0 • Neutral 2-0
 Dec. 20, 1984 - Duke 84, Georgetown 49
 Nov. 25, 1990 - Duke 80, Georgetown 68
 Dec. 30, 1999 - Duke 68, Georgetown 53
 Dec. 8, 2001 - Duke 89, Georgetown 54

GEORGIA 3-0
 Home 0-0 • Away 0-0 • Neutral 3-0
 Mar. 26, 1999 - Duke 81, Georgia 69
 Mar. 29, 2003 - Duke 66, Georgia 63
 Mar. 26, 2005 - Duke 63, Georgia 57

GEORGIA SOUTHERN 2-1
 Home 1-0 • Away 0-0 • Neutral 1-1
 Jan. 9, 1982 - Georgia Southern 64, Duke 58
 Dec. 21, 1984 - Duke 71, Georgia Southern 65
 Nov. 19, 2009 - Duke 69, Georgia Southern 42

GEORGIA STATE.....1-1

Home 0-0 • Away 0-0 • Neutral 1-1

Jan. 12, 1980..... - Georgia State 68, Duke 57
 Mar. 23, 2003..... - Duke 66, Georgia State 48

GEORGIA TECH53-7

Home 26-2 • Away 23-5 • Neutral 4-0

Jan. 13, 1979..... - Duke 70, Georgia Tech 55
 Jan. 21, 1980..... - Duke 72, Georgia Tech 71
 Feb. 6, 1981..... - Duke 74, Georgia Tech 51
 Nov. 27, 1981..... - Duke 62, Georgia Tech 50
 Feb. 6, 1982..... - Georgia Tech 64, Duke 61
 Jan. 3, 1983..... - Duke 55, Georgia Tech 43
 Jan. 31, 1983..... - Duke 80, Georgia Tech 40
 Jan. 7, 1984..... - Duke 74, Georgia Tech 72
 Feb. 11, 1984..... - Duke 69, Georgia Tech 61
 Jan. 12, 1985..... - Duke 65, Georgia Tech 58
 Jan. 25, 1985..... - Duke 75, Georgia Tech 67
 Jan. 11, 1986..... - Duke 78, Georgia Tech 69
 Jan. 25, 1986..... - Duke 77, Georgia Tech 61
 Jan. 26, 1987..... - Duke 85, Georgia Tech 66
 Feb. 7, 1987..... - Duke 86, Georgia Tech 72
 Jan. 15, 1988..... - Duke 77, Georgia Tech 71 (OT)
 Jan. 30, 1988..... - Duke 80, Georgia Tech 71
 Jan. 28, 1989..... - Georgia Tech 97, Duke 94 (OT)
 Feb. 25, 1989..... - Duke 78, Georgia Tech 71
 Jan. 13, 1990..... - Duke 72, Georgia Tech 68
 Jan. 27, 1990..... - Georgia Tech 78, Duke 74
 Jan. 26, 1991..... - Duke 93, Georgia Tech 79
 Feb. 24, 1991..... - Duke 89, Georgia Tech 76
 Jan. 3, 1992..... - Duke 80, Georgia Tech 76
 Mar. 2, 1992..... - Georgia Tech 75, Duke 53
 Jan. 29, 1993..... - Georgia Tech 86, Duke 80 (OT)
 Feb. 26, 1993..... - Georgia Tech 72, Duke 67
 Jan. 14, 1994..... - Duke 77, Georgia Tech 59
 Feb. 27, 1994..... - Georgia Tech 61, Duke 56
 Jan. 18, 1995..... - Duke 80, Georgia Tech 71
 Feb. 18, 1995..... - Duke 77, Georgia Tech 68
 Jan. 17, 1996..... - Duke 78, Georgia Tech 66
 Feb. 17, 1996..... - Duke 70, Georgia Tech 55
 Dec. 12, 1996..... - Duke 74, Georgia Tech 65
 Jan. 27, 1997..... - Duke 83, Georgia Tech 58
 Jan. 4, 1998..... - Duke 87, Georgia Tech 56
 Feb. 5, 1998..... - Duke 58, Georgia Tech 55
 Feb. 27, 1998..... - Duke 100, Georgia Tech 56
 Jan. 7, 1999..... - Duke 113, Georgia Tech 46
 Feb. 7, 1999..... - Duke 74, Georgia Tech 73
 Jan. 9, 2000..... - Duke 64, Georgia Tech 45
 Feb. 11, 2000..... - Duke 83, Georgia Tech 51
 Mar. 5, 2000..... - Duke 77, Georgia Tech 56
 Jan. 11, 2001..... - Duke 86, Georgia Tech 83
 Feb. 12, 2001..... - Duke 74, Georgia Tech 54
 Dec. 30, 2001..... - Duke 76, Georgia Tech 60
 Jan. 31, 2002..... - Duke 86, Georgia Tech 50
 Jan. 13, 2003..... - Duke 79, Georgia Tech 59
 Feb. 13, 2003..... - Duke 82, Georgia Tech 43
 Mar. 9, 2003..... - Duke 76, Georgia Tech 52
 Jan 8, 2004..... - Duke 77, Georgia Tech 45
 Feb. 7, 2004..... - Duke 81, Georgia Tech 41
 Jan. 17, 2005..... - Duke 82, Georgia Tech 59
 Feb. 20, 2005..... - Duke 73, Georgia Tech 55
 Jan. 11, 2006..... - Duke 67, Georgia Tech 59
 Jan. 10, 2007..... - Duke 83, Georgia Tech 51
 Jan. 24, 2008..... - Duke 73, Georgia Tech 47
 Jan. 25, 2009..... - Duke 60, Georgia Tech 34
 Feb. 19, 2010..... - Duke 64, Georgia Tech 50
 Mar. 6, 2010..... - Duke 67, Georgia Tech 55

GUILFORD2-0

Home 1-0 • Away 1-0 • Neutral 0-0

Dec. 4, 1978..... - Duke 82, Guilford 48
 Feb. 19, 1980..... - Duke 82, Guilford 69

HAMPTON4-0

Home 1-0 • Away 0-0 • Neutral 3-0

Dec. 8, 1998..... - Duke 83, Hampton 47
 Nov. 28, 2002..... - Duke 71, Hampton 34
 Dec. 28, 2003..... - Duke 90, Hampton 59
 Mar. 20, 2010..... - Duke 72, Hampton 37

HARTFORD.....0-1

Home 0-0 • Away 0-0 • Neutral 0-1

Nov. 21, 2008..... - Hartford 53, Duke 51

HARVARD3-0

Home 2-0 • Away 1-0 • Neutral 0-0

Dec. 21, 1987..... - Duke 86, Harvard 61
 Dec. 1, 1990..... - Duke 90, Harvard 76
 Dec. 1, 1991..... - Duke 86, Harvard 63

HOFSTRA.....2-0

Home 0-0 • Away 1-0 • Neutral 1-0

Dec. 27, 1986..... - Duke 82, Hofstra 69
 Dec. 28, 1989..... - Duke 86, Hofstra 48

HOLY CROSS.....4-0

Home 1-0 • Away 1-0 • Neutral 2-0

Mar. 13, 1999..... - Duke 79, Holy Cross 51
 Jan. 4, 2005..... - Duke 101, Holy Cross 42
 Jan. 16, 2006..... - Duke 84, Holy Cross 36
 Mar. 18, 2007..... - Duke 81, Holy Cross 44

HOUSTON2-0

Home 1-0 • Away 1-0 • Neutral 0-0

Nov. 19, 2006..... - Duke 81, Houston 35
 Dec. 28, 2007..... - Duke 84, Houston 68

HOUSTON BAPTIST.....1-0

Home 0-0 • Away 1-0 • Neutral 0-0

Nov. 13, 2010..... - Duke 104, Houston Baptist 35

HOWARD.....2-0

Home 2-0 • Away 0-0 • Neutral 0-0

Nov. 30, 1987..... - Duke 83, Howard 71
 Dec. 6, 2002..... - Duke 128, Howard 53

ILLINOIS.....0-3

Home 0-0 • Away 0-1 • Neutral 0-2

Nov. 25, 1989..... - Illinois 68, Duke 63
 Mar. 16, 1997..... - Illinois 85, Duke 67
 Nov. 30, 1997..... - Illinois 77, Duke 65

ILLINOIS STATE.....1-0

Home 1-0 • Away 0-0 • Neutral 0-0

Nov. 30, 1996..... - Duke 85, Illinois State 58

IOWA.....1-0

Home 1-0 • Away 0-0 • Neutral 0-0

Dec. 4, 2008..... - Duke 71, Iowa 47

IOWA STATE2-0

Home 1-0 • Away 0-0 • Neutral 1-0

Dec. 30, 2001..... - Duke 81, Iowa State 63
 Dec. 29, 2002..... - Duke 88, Iowa State 59

INDIANA STATE2-0

Home 2-0 • Away 0-0 • Neutral 0-0

Dec. 30, 1985..... - Duke 94, Indiana State 40
 Dec. 4, 1994..... - Duke 100, Indiana State 66

JACKSONVILLE STATE1-0

Home 1-0 • Away 0-0 • Neutral 0-0

Dec. 15, 2004..... - Duke 99, Jacksonville State 36

JAMES MADISON.....5-1

Home 4-0 • Away 0-0 • Neutral 1-1

Jan. 15 1982..... - James Madison 76, Duke 75
 Mar. 9, 1982..... - Duke 63, James Madison 60
 Dec. 3, 1988..... - Duke 80, James Madison 79
 Dec. 28, 1994..... - Duke 75, James Madison 63
 Mar. 16, 1996..... - Duke 85, James Madison 53
 Dec. 18, 2010..... - Duke 79, James Madison 65

KANSAS STATE.....1-0

Home 0-0 • Away 0-0 • Neutral 1-0

Nov. 27, 2004..... - Duke 63, Kansas State 51

KENT STATE2-0

Home 0-0 • Away 0-0 • Neutral 2-0

Dec. 29, 1991..... - Duke 84, Kent State 79
 Dec. 28, 1997..... - Duke 69, Kent State 57

KENTUCKY2-0

Home 0-0 • Away 0-0 • Neutral 2-0

Dec. 30, 1986..... - Duke 68, Kentucky 63
 Dec. 29, 1995..... - Duke 73, Kentucky 54

LASALLE.....0-1

Home 0-0 • Away 0-1 • Neutral 0-0

Nov. 22, 1980..... - LaSalle 91, Duke 74

LIBERTY.....3-0

Home 2-0 • Away 0-0 • Neutral 1-0

Dec. 21, 1999..... - Duke 66, Liberty 45
 Dec. 20, 2001..... - Duke 95, Liberty 53
 Dec. 12, 2004..... - Duke 83, Liberty 48

LOUISIANA STATE3-2

Home 1-0 • Away 0-0 • Neutral 2-2

Mar. 25, 2000..... - Louisiana State 79, Duke 66
 Nov. 11, 2000..... - Duke 56, Louisiana State 45
 Mar. 28, 2005..... - Louisiana State 59, Duke 49
 Apr. 2, 2006..... - Duke 84, Louisiana State 45
 Mar. 22, 2010..... - Duke 60, Louisiana State 52

LOUISIANA TECH.....2-0

Home 0-0 • Away 0-0 • Neutral 2-0

Dec. 2, 2001..... - Duke 76, Louisiana Tech 64
 Mar. 28, 2004..... - Duke 63, Louisiana Tech 49

LOUISVILLE1-1

Home 1-0 • Away 0-0 • Neutral 0-1

Nov. 24, 1990..... - Louisville 73, Duke 66
 Mar. 16, 1998..... - Duke 69, Louisville 53

LOYOLA (MARYLAND)3-0

Home 2-0 • Away 1-0 • Neutral 0-0

Feb. 5, 1992..... - Duke 109, Loyola 59
 Jan. 6, 1993..... - Duke 61, Loyola 52
 Nov. 29, 1993..... - Duke 76, Loyola 67

LOYOLA MARYMOUNT.....1-0
Home 0-0 • Away 1-0 • Neutral 0-0
 Dec. 29, 2003..... - Duke 81, Loyola Marymount 53

MAINE.....2-0
Home 1-0 • Away 1-0 • Neutral 0-0
 Nov. 16, 2008..... - Duke 98, Maine 31
 Dec. 21, 2009..... - Duke 75, Maine 34

MANHATTAN.....5-1
Home 4-0 • Away 1-1 • Neutral 0-0
 Jan. 8, 1981..... - Duke 74, Manhattan 54
 Jan. 6, 1983..... - Manhattan 69, Duke 64
 Mar. 11, 1987..... - Duke 70, Manhattan 55
 Jan. 1, 1995..... - Duke 101, Manhattan 71
 Dec. 20, 1995..... - Duke 73, Manhattan 61
 Dec. 21, 1996..... - Duke 85, Manhattan 36

MARIST1-0
Home 1-0 • Away 0-0 • Neutral 0-0
 Nov. 17, 2006..... - Duke 71, Marist 50

MARQUETTE3-0
Home 2-0 • Away 0-0 • Neutral 1-0
 Nov. 29, 1998..... - Duke 91, Marquette 60
 Mar. 23, 2004..... - Duke 76, Marquette 67
 Nov. 27, 2009..... - Duke 74, Marquette 43

MARSHALL.....0-1
Home 0-1 • Away 0-0 • Neutral 0-0
 Nov. 21, 1981..... - Marshall 58, Duke 57

MARS HILL.....2-0
Home 2-0 • Away 0-0 • Neutral 0-0
 Nov. 27, 1983..... - Duke 90, Mars Hill 47
 Nov. 28, 1984..... - Duke 93, Mars Hill 60

MARYLAND.....36-37
Home 18-14 • Away 13-16 • Neutral 5-7
 Jan. 14, 1978..... - Maryland 117, Duke 47
 Feb. 9, 1978..... - Maryland 103, Duke 39
 Jan. 18, 1979..... - Maryland 82, Duke 55
 Jan. 18, 1980..... - Maryland 82, Duke 63
 Jan. 10, 1981..... - Maryland 85, Duke 68
 Feb. 12, 1981..... - Maryland 72, Duke 49
 Jan. 3, 1982..... - Maryland 65, Duke 52
 Jan. 18, 1983..... - Maryland 72, Duke 49
 Feb. 13, 1983..... - Maryland 69, Duke 68
 Dec. 10, 1983..... - Maryland 81, Duke 54
 Feb. 8, 1984..... - Maryland 64, Duke 63
 Dec. 8, 1984..... - Duke 68, Maryland 58
 Feb. 6, 1985..... - Duke 63, Maryland 60
 Dec. 7, 1985..... - Maryland 74, Duke 60
 Feb. 22, 1986..... - Maryland 72, Duke 67
 Dec. 12, 1986..... - Maryland 65, Duke 64
 Jan. 17, 1987..... - Duke 70, Maryland 63
 Feb. 28, 1987..... - Maryland 64, Duke 62
 Jan. 9, 1988..... - Maryland 83, Duke 73
 Feb. 13, 1988..... - Duke 81, Maryland 73
 Jan. 14, 1989..... - Maryland 87, Duke 86
 Feb. 4, 1989..... - Maryland 100, Duke 64
 Jan. 5, 1990..... - Maryland 68, Duke 60
 Feb. 18, 1990..... - Maryland 62, Duke 58
 Jan. 21, 1991..... - Maryland 74, Duke 63
 Feb. 1, 1991..... - Duke 45, Maryland 44
 Jan. 24, 1992..... - Maryland 80, Duke 54
 Feb. 22, 1992..... - Maryland 74, Duke 69
 Jan. 16, 1993..... - Maryland 82, Duke 51
 Feb. 5, 1993..... - Maryland 71, Duke 90

Feb. 5, 1994..... - Maryland 67, Duke 50
 Feb. 18, 1994..... - Duke 62, Maryland 60
 Mar. 5, 1994..... - Maryland 60, Duke 45
 Jan. 8, 1995..... - Duke 80, Maryland 62
 Feb. 7, 1995..... - Duke 67, Maryland 53
 Jan. 11, 1996..... - Duke 57, Maryland 53
 Feb. 5, 1996..... - Maryland 63, Duke 52
 Jan. 12, 1997..... - Maryland 68, Duke 64
 Feb. 9, 1997..... - Duke 66, Maryland 57
 Feb. 28, 1997..... - Duke 60, Maryland 52 (OT)
 Dec. 22, 1997..... - Duke 65, Maryland 48
 Jan. 30, 1998..... - Maryland 54, Duke 53
 Jan. 2, 1999..... - Duke 90, Maryland 61
 Feb. 1, 1999..... - Duke 72, Maryland 54
 Jan. 3, 2000..... - Duke 79, Maryland 61
 Feb. 3, 2000..... - Maryland 63, Duke 62
 Jan. 14, 2001..... - Duke 75, Maryland 64
 Feb. 15, 2001..... - Duke 75, Maryland 54
 Jan. 2, 2002..... - Duke 90, Maryland 74
 Feb. 2, 2002..... - Duke 66, Maryland 55
 Jan. 23, 2003..... - Duke 101, Maryland 52
 Feb. 24, 2003..... - Duke 97, Maryland 55
 Jan. 22, 2004..... - Duke 78, Maryland 48
 Feb. 22, 2004..... - Duke 72, Maryland 59
 Mar. 7, 2004..... - Duke 70, Maryland 63
 Jan. 27, 2005..... - Duke 60, Maryland 57
 Feb. 13, 2005..... - Duke 60, Maryland 49
 Mar. 6, 2005..... - Duke 74, Maryland 44
 Jan. 8, 2006..... - Duke 86, Maryland 68
 Feb. 13, 2006..... - Duke 90, Maryland 80
 Mar. 4, 2006..... - Maryland 78, Duke 70
 Apr. 4, 2006..... - Maryland 78, Duke 75 (OT)
 Jan. 13, 2007..... - Duke 81, Maryland 62
 Feb. 18, 2007..... - Duke 69, Maryland 57
 Jan. 14, 2008..... - Maryland 85, Duke 70
 Feb. 17, 2008..... - Maryland 76, Duke 69
 Mar. 8, 2008..... - Duke 74, Maryland 63
 Jan. 12, 2009..... - Duke 68, Maryland 65
 Feb. 22, 2009..... - Maryland 77, Duke 59
 Mar. 8, 2009..... - Maryland 92, Duke 89 (OT)
 Jan. 24, 2010..... - Duke 58, Maryland 57
 Feb. 21, 2010..... - Duke 71, Maryland 59
 Mar. 5, 2010..... - Duke 66, Maryland 64

MCNEESE STATE1-0
Home 1-0 • Away 0-0 • Neutral 0-0
 Dec. 11, 1993..... - Duke 103, McNeese State 50

MD.-EASTERN SHORE1-0
Home 1-0 • Away 0-0 • Neutral 0-0
 Nov. 23, 1985..... - Duke 85, Maryland-EASTern Shore 58

MIAMI (FLA.)7-0
Home 3-0 • Away 4-0 • Neutral 0-0
 Feb. 3, 2005..... - Duke 72, Miami 63
 Feb. 24, 2005..... - Duke 94, Miami 61
 Feb. 19, 2006..... - Duke 99, Miami 93 (2OT)
 Jan. 3, 2007..... - Duke 72, Miami 42
 Jan. 5, 2008..... - Duke 84, Miami 72
 Jan. 9, 2009..... - Duke 73, Miami 58
 Jan. 14, 2010..... - Duke 81, Miami 48

MIAMI (OHIO).....1-0
Home 1-0 • Away 0-0 • Neutral 0-0
 Dec. 5, 1993..... - Duke 98, Miami (Ohio) 54

MICHIGAN3-0
Home 3-0 • Away 0-0 • Neutral 0-0
 Dec. 7, 1997..... - Duke 64, Michigan 63

Nov. 25, 2006..... - Duke 92, Michigan 47
 Dec. 7, 2008..... - Duke 60, Michigan 45

MICHIGAN STATE.....2-1
Home 1-0 • Away 0-1 • Neutral 1-0
 Dec. 4, 1995..... - Duke 67, Michigan State 52
 Mar. 26, 2006..... - Duke 86, Michigan State 61
 Mar. 24, 2009..... - Michigan State 63, Duke 49

MIDDLE TENNESSEE ST.1-0
Home 1-0 • Away 0-0 • Neutral 0-0
 Mar. 14, 1998..... - Duke 92, Middle Tennessee State 67

MINNESOTA.....0-1
Home 0-0 • Away 0-0 • Neutral 0-1
 Mar. 30, 2004..... - Minnesota 82, Duke 75

MISSISSIPPI STATE1-0
Home 0-0 • Away 0-0 • Neutral 1-0
 Nov. 25, 1995..... - Duke 72, Mississippi State 67

MONTANA1-0
Home 0-0 • Away 0-0 • Neutral 1-0
 Nov. 26, 1994..... - Duke 89, Montana 49

MORGAN STATE1-0
Home 0-0 • Away 0-0 • Neutral 0-0
 Nov. 26, 1993..... - Duke 116, Morgan State 63

MURRAY STATE1-0
Home 0-0 • Away 0-0 • Neutral 1-0
 Mar. 23, 2008..... - Duke 78, Murray State 57

NEW HAMPSHIRE1-0
Home 1-0 • Away 0-0 • Neutral 0-0
 Dec. 1, 1989..... - Duke 82, New Hampshire 47

NORFOLK STATE1-0
Home 0-0 • Away 0-0 • Neutral 1-0
 Mar. 15, 2002..... - Duke 95, Norfolk State 48

NORTHEASTERN2-0
Home 2-0 • Away 0-0 • Neutral 0-0
 Dec. 4, 1992..... - Duke 64, NortheASTern 53
 Nov. 11, 2006..... - Duke 102, NortheASTern 49

NORTHWESTERN STATE2-1
Home 1-0 • Away 1-0 • Neutral 0-1
 Mar. 21, 1986..... - Northwestern State 89, Duke 88
 Dec. 20, 2003..... - Duke 105, Northwestern State 53
 Mar. 21, 2004..... - Duke 103, Northwestern State 51

NORTH CAROLINA31-46
Home 18-14 • Away 9-25 • Neutral 4-7
 Jan. 13, 1976..... - North Carolina 85, Duke 53
 Jan. 24, 1978..... - North Carolina 87, Duke 68
 Feb. 24, 1978..... - North Carolina 80, Duke 72
 Dec. 7, 1978..... - North Carolina 82, Duke 65
 Feb. 20, 1979..... - North Carolina 69, Duke 54
 Dec. 6, 1979..... - North Carolina 91, Duke 58
 Feb. 8, 1980..... - North Carolina 85, Duke 63
 Feb. 22, 1980..... - North Carolina 83, Duke 59
 Jan. 29, 1981..... - North Carolina 77, Duke 65
 Feb. 18, 1981..... - North Carolina 77, Duke 47
 Dec. 3, 1981..... - North Carolina 73, Duke 47
 Jan. 19, 1982..... - North Carolina 93, Duke 59
 Jan. 11, 1983..... - North Carolina 84, Duke 68
 Feb. 17, 1983..... - North Carolina 82, Duke 65
 Jan. 11, 1984..... - North Carolina 72, Duke 63

Feb. 16, 1984.....	- Duke 80, North Carolina 67
Jan. 8, 1985.....	- Duke 63, North Carolina 62
Feb. 12, 1985.....	- North Carolina 88, Duke 68
Jan. 7, 1986.....	- Duke 79, North Carolina 78
Feb. 12, 1986.....	- Duke 86, North Carolina 79
Jan. 7, 1987.....	- North Carolina 76, Duke 68
Feb. 23, 1987.....	- North Carolina 83, Duke 67
Jan. 27, 1988.....	- North Carolina 66, Duke 55
Feb. 20, 1988.....	- North Carolina 68, Duke 64
Jan. 10, 1989.....	- North Carolina 93, Duke 92 (OT)
Feb. 15, 1989.....	- Duke 74, North Carolina 72
Jan. 20, 1990.....	- Duke 90, North Carolina 88
Feb. 21, 1990.....	- North Carolina 58, Duke 56
Jan. 15, 1991.....	- Duke 78, North Carolina 72
Feb. 19, 1991.....	- Duke 59, North Carolina 54
Jan. 15, 1992.....	- North Carolina 58, Duke 54
Feb. 12, 1992.....	- North Carolina 69, Duke 64
Jan. 19, 1993.....	- North Carolina 66, Duke 54
Feb. 23, 1993.....	- North Carolina 84, Duke 63
Jan. 19, 1994.....	- North Carolina 79, Duke 68
Feb. 22, 1994.....	- North Carolina 70, Duke 58
Jan. 25, 1995.....	- Duke 74, North Carolina 72
Feb. 25, 1995.....	- North Carolina 82, Duke 57
Mar. 5, 1995.....	- North Carolina 95, Duke 70
Jan. 24, 1996.....	- Duke 86, North Carolina 85
Feb. 23, 1996.....	- Duke 61, North Carolina 58
Jan. 18, 1997.....	- North Carolina 87, Duke 73
Feb. 21, 1997.....	- North Carolina 81, Duke 61
Mar. 1, 1997.....	- North Carolina 66, Duke 55
Jan. 12, 1998.....	- North Carolina 83, Duke 74
Feb. 12, 1998.....	- Duke 83, North Carolina 70
Feb. 28, 1998.....	- North Carolina 56, Duke 52
Jan. 22, 1999.....	- Duke 93, North Carolina 71
Feb. 21, 1999.....	- Duke 88, North Carolina 78
Jan. 27, 2000.....	- Duke 101, North Carolina 58
Feb. 27, 2000.....	- North Carolina 73, Duke 64
Mar. 6, 2000.....	- Duke 79, North Carolina 76
Jan. 25, 2001.....	- Duke 92, North Carolina 85 (OT)
Feb. 26, 2001.....	- Duke 72, North Carolina 67
Jan. 24, 2002.....	- Duke 102, North Carolina 82
Feb. 24, 2002.....	- Duke 90, North Carolina 75
Mar. 4, 2002.....	- Duke 87, North Carolina 80
Jan. 20, 2003.....	- Duke 78, North Carolina 67 (OT)
Feb. 20, 2003.....	- Duke 97, North Carolina 63
Mar. 10, 2003.....	- Duke 77, North Carolina 59
Jan. 11, 2004.....	- Duke 79, North Carolina 57
Feb. 14, 2004.....	- Duke 89, North Carolina 79
Mar. 8, 2004.....	- Duke 63, North Carolina 47
Jan. 24, 2005.....	- North Carolina 56, Duke 51
Feb. 27, 2005.....	- North Carolina 77, Duke 68
Mar. 7, 2005.....	- North Carolina 88, Duke 67
Jan. 29, 2006.....	- North Carolina 74, Duke 70
Feb. 25, 2006.....	- North Carolina 77, Duke 65
Feb. 8, 2007.....	- Duke 64, North Carolina 53
Feb. 25, 2007.....	- Duke 67, North Carolina 62
Feb. 4, 2008.....	- North Carolina 93, Duke 76
Mar. 2, 2008.....	- North Carolina 82, Duke 51
Mar. 9, 2008.....	- North Carolina 86, Duke 73
Feb. 9, 2009.....	- North Carolina 75, Duke 60
Mar. 1, 2009.....	- Duke 81, North Carolina 79 (OT)
Feb. 8, 2010.....	- Duke 79, North Carolina 51
Feb. 28, 2010.....	- North Carolina 64, Duke 54

N.C. A&T.....1-0
Home 1-0 • Away 0-0 • Neutral 0-0
 Feb. 27, 1984..... - Duke 78, N.C. A&T 39

N.C. CENTRAL.....5-3
Home 5-2 • Away 0-1 • Neutral 0-0
Jan. 15, 1976..... - N.C. Central 64, Duke 36
Jan. 26, 1976..... - N.C. Central 44, Duke 43
Feb. 12, 1977..... - N.C. Central 52, Duke 47
Feb. 16, 1977..... - Duke 58, N.C. Central 53
Nov. 26, 1983..... - Duke 103, N.C. Central 60
Nov. 20, 1984..... - Duke 109, N.C. Central 53
Jan. 3, 2008..... - Duke 82, N.C. Central 29
Dec. 28, 2009..... - Duke 117, N.C. Central 28

N.C. STATE.....30-38
Home 16-15 • Away 11-19 • Neutral 3-4
Jan. 29, 1976..... - N.C. State 67, Duke 37
Feb. 19, 1976..... - N.C. State 78, Duke 35
Feb. 1, 1977..... - N.C. State 87, Duke 35
Jan. 19, 1978..... - N.C. State 125, Duke 43
Feb. 2, 1978..... - N.C. State 86, Duke 36
Jan. 20, 1979..... - N.C. State 99, Duke 44
Nov. 29, 1979..... - N.C. State 86, Duke 55
Dec. 4, 1980..... - N.C. State 96, Duke 78
Dec. 8, 1981..... - N.C. State 70, Duke 53
Feb. 10, 1982..... - N.C. State 81, Duke 61
Feb. 26, 1982..... - N.C. State 69, Duke 55
Jan. 26, 1983..... - N.C. State 71, Duke 55
Feb. 22, 1983..... - N.C. State 102, Duke 81
Jan. 24, 1984..... - N.C. State 86, Duke 62
Feb. 21, 1984..... - Duke 74, N.C. State 73 (OT)
Mar. 2, 1984..... - N.C. State 81, Duke 68
Jan. 22, 1985..... - N.C. State 68, Duke 62
Feb. 19, 1985..... - N.C. State 73, Duke 72
Mar. 2, 1985..... - N.C. State 89, Duke 57
Jan. 21, 1986..... - Duke 70, N.C. State 66
Feb. 5, 1986..... - N.C. State 102, Duke 86
Jan. 21, 1987..... - N.C. State 86, Duke 79
Feb. 3, 1987..... - Duke 76, N.C. State 69
Jan. 19, 1988..... - N.C. State 97, Duke 85
Feb. 24, 1988..... - Duke 68, N.C. State 66
Jan. 17, 1989..... - N.C. State 75, Duke 68
Feb. 21, 1989..... - N.C. State 92, Duke 78
Mar. 4, 1989..... - N.C. State 89, Duke 50
Jan. 10, 1990..... - N.C. State 103, Duke 87
Feb. 7, 1990..... - N.C. State 80, Duke 61
Jan. 9, 1991..... - N.C. State 96, Duke 84
Feb. 6, 1991..... - N.C. State 98, Duke 63
Jan. 7, 1992..... - Duke 73, N.C. State 69
Feb. 18, 1992..... - N.C. State 87, Duke 67
Jan. 13, 1993..... - N.C. State 77, Duke 60
Feb. 9, 1993..... - Duke 82, N.C. State 65
Dec. 31, 1993..... - Duke 69, N.C. State 66
Jan. 12, 1994..... - N.C. State 71, Duke 70
Jan. 4, 1995..... - Duke 91, N.C. State 70
Feb. 5, 1995..... - N.C. State 71, Duke 55
Jan. 4, 1996..... - N.C. State 75, Duke 73
Feb. 2, 1996..... - N.C. State 80, Duke 74
Mar. 2, 1996..... - Duke 79, N.C. State 62
Jan. 15, 1997..... - N.C. State 86, Duke 73
Feb. 12, 1997..... - Duke 96, N.C. State 95 (OT)
Jan. 19, 1998..... - Duke 75, N.C. State 61
Feb. 19, 1998..... - Duke 65, N.C. State 62
Jan. 17, 1999..... - Duke 67, N.C. State 62
Feb. 18, 1999..... - Duke 75, N.C. State 67
Jan. 20, 2000..... - N.C. State 80, Duke 75 (OT)
Feb. 17, 2000..... - Duke 70, N.C. State 64
Jan. 18, 2001..... - Duke 62, N.C. State 59
Feb. 18, 2001..... - N.C. State 69, Duke 55
Mar. 5, 2001..... - Duke 57, N.C. State 45
Jan. 13, 2002..... - Duke 73, N.C. State 68

Feb. 18, 2002..... - Duke 81, N.C. State 54
Jan. 29, 2003..... - Duke 54, N.C. State 44
Mar. 2, 2003..... - Duke 86, N.C. State 60
Jan. 30, 2004..... - Duke 75, N.C. State 56
Mar. 1, 2004..... - Duke 90, N.C. State 57
Jan. 30, 2005..... - Duke 52, N.C. State 49
Jan. 19, 2006..... - Duke 77, N.C. State 57
Jan. 18, 2007..... - Duke 65, N.C. State 51
Mar. 3, 2007..... - N.C. State 70, Duke 65
Jan. 20, 2008..... - Duke 71, N.C. State 57
Jan. 19, 2009..... - Duke 61, N.C. State 58 (OT)
Feb. 11, 2010..... - Duke 70, N.C. State 39
Mar. 7, 2010..... - Duke 70, N.C. State 60

UNC ASHEVILLE.....9-0
Home 6-0 • Away 3-0 • Neutral 0-0
Dec. 8, 1979..... - Duke 101, UNC Asheville 53
Jan. 31, 1981..... - Duke 85, UNC Asheville 54
Feb. 13, 1982..... - Duke 60, UNC Asheville 45
Feb. 17, 1986..... - Duke 95, UNC Asheville 41
Dec. 11, 1991..... - Duke 100, UNC Asheville 42
Nov. 30, 1994..... - Duke 114, UNC Asheville 57
Nov. 29, 1995..... - Duke 95, UNC Asheville 57
Nov. 23, 1997..... - Duke 90, UNC Asheville 52
Dec. 19, 1999..... - Duke 94, UNC Asheville 27

UNC CHARLOTTE.....6-3
Home 4-0 • Away 1-3 • Neutral 0-0
Jan. 31, 1976..... - UNC Charlotte 64, Duke 47
Jan. 25, 1977..... - Duke 64, UNC Charlotte 60
Feb. 4, 1978..... - UNC Charlotte 72, Duke 62
Feb. 14, 1980..... - Duke 66, UNC Charlotte 61
Dec. 4, 1982..... - Duke 78, UNC Charlotte 46
Feb. 19, 1983..... - UNC Charlotte 73, Duke 66
Feb. 14, 1990..... - Duke 65, UNC Charlotte 49
Nov. 29, 2000..... - Duke 78, UNC Charlotte 59
Nov. 29, 2001..... - Duke 64, UNC Charlotte 39

UNC GREENSBORO.....10-2
Home 6-1 • Away 4-1 • Neutral 0-0
Dec. 1, 1977..... - UNC Greensboro 82, Duke 57
Jan. 26, 1978..... - UNC Greensboro 81, Duke 63
Jan. 16, 1979..... - Duke 65, UNC Greensboro 51
Jan. 31, 1979..... - Duke 64, UNC Greensboro 52
Feb. 11, 1980..... - Duke 82, UNC Greensboro 74
Dec. 14, 1991..... - Duke 87, UNC Greensboro 76
Dec. 11, 1992..... - Duke 80, UNC Greensboro 76
Nov. 24, 1996..... - Duke 98, UNC Greensboro 68
Nov. 19, 1997..... - Duke 78, UNC Greensboro 51
Nov. 15, 1999..... - Duke 72, UNC Greensboro 47
Dec. 16, 2001..... - Duke 90, UNC Greensboro 58
Nov. 18, 2007..... - Duke 84, UNC Greensboro 39

UNC WILMINGTON.....6-2
Home 5-0 • Away 1-2 • Neutral 0-0
Nov. 28, 1978..... - Duke 71, UNC Wilmington 61
Feb. 5, 1980..... - UNC Wilmington 68, Duke 67
Dec. 2, 1980..... - Duke 78, UNC Wilmington 77
Feb. 21, 1982..... - UNC Wilmington 59, Duke 57
Feb. 25, 1984..... - Duke 87, UNC Wilmington 69
Feb. 23, 1985..... - Duke 96, UNC Wilmington 86
Nov. 27, 1991..... - Duke 94, UNC Wilmington 37
Dec. 1, 1992..... - Duke 88, UNC Wilmington 52

NORTH GEORGIA.....1-0
Home 0-0 • Away 1-0 • Neutral 0-0
Feb. 5, 1982..... - Duke 74, North Georgia 62

NORTHERN ILLINOIS..... 1-0
Home 1-0 • Away 0-0 • Neutral 0-0
 Feb. 14, 1987..... - Duke 85, Northern Illinois 68

NOTRE DAME..... 1-4
Home 1-2 • Away 0-2 • Neutral 0-0
 Mar. 22, 1986..... - Notre Dame 74, Duke 67
 Feb. 6, 1988..... - Notre Dame 78, Duke 66
 Nov. 22, 1997..... - Duke 80, Notre Dame 62
 Nov. 21, 1998..... - Notre Dame 84, Duke 57
 Nov. 17, 2004..... - Notre Dame 76, Duke 65

OHIO..... 1-0
Home 1-0 • Away 0-0 • Neutral 0-0
 Dec. 6, 1997..... - Duke 99, Ohio 59

OHIO STATE..... 1-0
Home 1-0 • Away 0-0 • Neutral 0-0
 Dec. 3, 2010..... - Duke 83, Ohio State 67

OKLAHOMA..... 0-1
Home 0-1 • Away 0-0 • Neutral 0-0
 Mar. 29, 2002..... - Oklahoma 86, Duke 71

OKLAHOMA STATE..... 2-0
Home 2-0 • Away 0-0 • Neutral 0-0
 Mar. 16, 1995..... - Duke 76, Oklahoma State 64
 Nov. 14, 2008..... - Duke 77, Oklahoma State 68

OLD DOMINION..... 7-4
Home 3-1 • Away 2-2 • Neutral 2-1
 Jan. 4, 1987..... - Duke 63, Old Dominion 56
 Feb. 10, 1988..... - Duke 83, Old Dominion 81
 Jan. 21, 1989..... - Old Dominion 77, Duke 70
 Dec. 18, 1989..... - Old Dominion 92, Duke 78
 Jan. 12, 1991..... - Duke 70, Old Dominion 62
 Nov. 27, 1994..... - Old Dominion 64, Duke 59
 Dec. 7, 1996..... - Old Dominion 89, Duke 77
 Mar. 20, 1999..... - Duke 76, Old Dominion 63
 Nov. 29, 2002..... - Duke 65, Old Dominion 52
 Nov. 20, 2005..... - Duke 93, Old Dominion 56
 Nov. 29, 2006..... - Duke 89, Old Dominion 40

ORAL ROBERTS..... 1-0
Home 0-0 • Away 0-0 • Neutral 1-0
 Dec. 19, 2000..... - Duke 62, Oral Roberts 51

PACIFIC..... 1-0
Home 1-0 • Away 0-0 • Neutral 0-0
 Dec. 4, 2004..... - Duke 86, Pacific 30

PEACE..... 2-1
Home 2-0 • Away 0-1 • Neutral 0-0
 Dec. 9, 1975..... - Peace 81, Duke 48
 Jan. 26, 1979..... - Duke 90, Peace 75
 Jan. 28, 1980..... - Duke 83, Peace 60

PENN STATE..... 5-1
Home 3-0 • Away 2-1 • Neutral 0-0
 Nov. 28, 1999..... - Duke 63, Penn State 49
 Nov. 20, 2000..... - Duke 88, Penn State 87
 Nov. 19, 2004..... - Duke 66, Penn State 58
 Nov. 18, 2005..... - Duke 93, Penn State 67
 Nov. 21, 2006..... - Duke 70, Penn State 42
 Dec. 2, 2007..... - Penn State 86, Duke 84

PENNSYLVANIA..... 1-0
Home 1-0 • Away 0-0 • Neutral 0-0
 Jan. 14, 1984..... - Duke 74, Pennsylvania 47

PEPPERDINE..... 1-0
Home 0-0 • Away 0-0 • Neutral 1-0
 Nov. 24, 1995..... - Duke 108, Pepperdine 70

PFEIFFER..... 0-1
Home 0-1 • Away 0-0 • Neutral 0-0
 Dec. 6, 1975..... - Pfeiffer 77, Duke 49

PITTSBURGH..... 2-0
Home 0-0 • Away 0-0 • Neutral 2-0
 Dec. 21, 2006..... - Duke 72, Pittsburgh 51
 Dec. 8, 2007..... - Duke 51, Pittsburgh 49

PRINCETON..... 3-0
Home 2-0 • Away 0-0 • Neutral 0-0
 Dec. 22, 1979..... - Duke 66, Princeton 61
 Jan. 27, 1986..... - Duke 77, Princeton 35
 Dec. 18, 1994..... - Duke 67, Princeton 64

PROVIDENCE..... 3-1
Home 1-0 • Away 2-0 • Neutral 0-1
 Dec. 29, 1983..... - Providence 65, Duke 64
 Dec. 6, 1987..... - Duke 87, Providence 75
 Dec. 31, 2008..... - Duke 66, Providence 49
 Jan. 3, 2010..... - Duke 88, Providence 63

PURDUE..... 4-3
Home 1-1 • Away 0-1 • Neutral 3-1
 Dec. 30, 1987..... - Duke 76, Purdue 71
 Dec. 2, 1990..... - Purdue 69, Duke 58
 Dec. 28, 1991..... - Purdue 74, Duke 58
 Mar. 28, 1999..... - Purdue 62, Duke 45
 Nov. 23, 2003..... - Duke 93, Purdue 63
 Dec. 18, 2004..... - Duke 66, Purdue 48
 Nov. 22, 2007..... - Duke 53, Purdue 41

QUINNIPIAC..... 1-0
Home 1-0 • Away 0-0 • Neutral 0-0
 Dec. 28, 2008..... - Duke 78, Quinnipiac 50

RADFORD..... 4-0
Home 2-0 • Away 2-0 • Neutral 0-0
 Dec. 1, 1984..... - Duke 83, Radford 64
 Jan. 4, 1986..... - Duke 86, Radford 72
 Jan. 3, 1990..... - Duke 62, Radford 58
 Jan. 23, 1993..... - Duke 59, Radford 58

RHODE ISLAND..... 1-0
Home 0-0 • Away 0-0 • Neutral 1-0
 Dec. 29, 2004..... - Duke 89, Rhode Island 63

RICHMOND..... 6-1
Home 3-0 • Away 3-1 • Neutral 0-0
 Jan. 22, 1983..... - Duke 77, Richmond 65
 Jan. 28, 1984..... - Duke 81, Richmond 71
 Jan. 29, 1985..... - Duke 73, Richmond 46
 Dec. 1, 1985..... - Duke 99, Richmond 65
 Feb. 12, 1987..... - Duke 68, Richmond 52
 Jan. 31, 1989..... - Richmond 87, Duke 70
 Dec. 8, 1997..... - Duke 89, Richmond 60

RIDER..... 1-0
Home 0-0 • Away 1-0 • Neutral 0-0
 Dec. 18, 1985..... - Duke 79, Rider 36

RUTGERS..... 3-2
Home 1-0 • Away 1-1 • Neutral 1-1
 Mar. 14, 1987..... - Rutgers 78, Duke 64
 Dec. 28, 1996..... - Duke 74, Rutgers 36

Dec. 4, 2006..... - Duke 85, Rutgers 45
 Mar. 24, 2007..... - Rutgers 53, Duke 52
 Dec. 6, 2007..... - Duke 49, Rutgers 44

SACRAMENTO STATE..... 1-0
Home 0-0 • Away 0-0 • Neutral 1-0
 Dec. 20, 1999..... - Duke 81, Sacramento State 45

SAINT AUGUSTINE..... 0-1
Home 0-1 • Away 0-0 • Neutral 0-0
 Dec. 3, 1975..... - Saint Augustine 65, Duke 45

ST. JOHN'S..... 3-1
Home 0-0 • Away 1-0 • Neutral 2-1
 Dec. 21, 1979..... - St. John's 79, Duke 55
 Dec. 29, 1986..... - Duke 80, St. John's 63
 Nov. 26, 1989..... - Duke 95, St. John's 63
 Dec. 28, 2005..... - Duke 105, St. John's 57

ST. JOSEPH'S..... 4-1
Home 3-0 • Away 1-1 • Neutral 0-0
 Nov. 21, 1980..... - Saint Joseph's 84, Duke 57
 Dec. 29, 1994..... - Duke 67, Saint Joseph's 64
 Dec. 1, 1996..... - Duke 63, Saint Joseph's 46
 Mar. 15, 1999..... - Duke 66, Saint Joseph's 60
 Dec. 8, 2002..... - Duke 82, Saint Joseph's 48

SAN DIEGO..... 2-0
Home 0-0 • Away 1-0 • Neutral 1-0
 Nov. 26, 1988..... - Duke 64, San Diego 56
 Dec. 30, 2005..... - Duke 119, San Diego 52

SAN DIEGO STATE..... 2-0
Home 1-0 • Away 0-0 • Neutral 1-0
 Jan. 14, 1983..... - Duke 82, San Diego State 68
 Mar. 27, 2010..... - Duke 66, San Diego State 58

SAN FRANCISCO..... 0-1
Home 1-0 • Away 0-0 • Neutral 0-0
 Mar. 18, 1996..... - San Francisco 64, Duke 60

SAN JOSE STATE..... 1-0
Home 0-0 • Away 1-0 • Neutral 0-0
 Dec. 29, 1987..... - Duke 86, San Jose State 47

SETON HALL..... 4-2
Home 1-1 • Away 3-0 • Neutral 0-1
 Dec. 30, 1983..... - Seton Hall 74, Duke 67
 Dec. 19, 1985..... - Duke 88, Seton Hall 66
 Dec. 31, 1989..... - Duke 72, Seton Hall 65
 Dec. 7, 1991..... - Seton Hall 67, Duke 60
 Dec. 10, 1995..... - Duke 76, Seton Hall 66
 Dec. 11, 1999..... - Duke 66, Seton Hall 52

SHAW..... 0-2
Home 0-1 • Away 0-1 • Neutral 0-0
 Feb. 5, 1977..... - Shaw 76, Duke 59
 Feb. 8, 1977..... - Shaw 89, Duke 51

SIENA..... 1-0
Home 0-0 • Away 0-0 • Neutral 1-0
 Dec. 20, 2008..... - Duke 86, Siena 41

SMU..... 1-0
Home 0-0 • Away 0-0 • Neutral 1-0
 Dec. 20, 2006..... - Duke 75, SMU 45

SOUTH ALABAMA.....1-0
Home 0-0 • Away 0-0 • Neutral 1-0
 Dec. 21, 1990..... - Duke 76, South Alabama 70

SOUTH CAROLINA.....1-1
Home 0-1 • Away 0-0 • Neutral 1-0
 Nov. 25, 2001..... - South Carolina 87, Duke 81 (OT)
 Mar. 25, 2002..... - Duke 77, South Carolina 68

SOUTH FLORIDA.....3-0
Home 1-0 • Away 1-0 • Neutral 1-0
 Dec. 22, 1990..... - Duke 78, South Florida 62
 Nov. 14, 2004..... - Duke 82, South Florida 50
 Nov. 15, 2007..... - Duke 89, South Florida 52

SOUTHERN.....2-0
Home 0-0 • Away 0-0 • Neutral 2-0
 Mar. 19, 2006..... - Duke 96, Southern 27
 Nov. 22, 2008..... - Duke 93, Southern 52

SOUTHERN CALIFORNIA.....4-0
Home 1-0 • Away 1-0 • Neutral 2-0
 Dec. 5, 1987..... - Duke 78, Southern California 75
 Mar. 21, 2006..... - Duke 85, Southern California 51
 Dec. 19, 2008..... - Duke 97, Southern California 89 (OT)
 Dec. 6, 2009..... - Duke 78, Southern California 72

SOUTHERN ILLINOIS.....1-0
Home 0-0 • Away 0-0 • Neutral 1-0
 Nov. 29, 1997..... - Duke 76, Southern Illinois 54

SE LOUISIANA.....1-0
Home 0-0 • Away 1-0 • Neutral 0-0
 Dec. 30, 1988..... - Duke 82, Southeastern Louisiana 71

SOUTHWEST TEXAS STATE.....1-0
Home 0-0 • Away 1-0 • Neutral 0-0
 Dec. 8, 1990..... - Duke 68, Southwest Texas State 57

SW MISSOURI STATE.....0-1
Home 0-0 • Away 0-0 • Neutral 1-0
 Mar. 24, 2001..... - SW Missouri State 81, Duke 71

STANFORD.....2-2
Home 1-1 • Away 0-1 • Neutral 1-0
 Dec. 20, 1988..... - Stanford 91, Duke 76
 Nov. 14, 1998..... - Duke 77, Stanford 57
 Dec. 16, 2008..... - Duke 56, Stanford 52
 Dec. 15, 2009..... - Stanford 71, Duke 55

STEPHEN F. AUSTIN.....2-0
Home 1-0 • Away 0-0 • Neutral 1-0
 Nov. 29, 2003..... - Duke 119, Stephen F. Austin 53
 Nov. 26, 2004..... - Duke 84, Stephen F. Austin 29

STETSON.....3-0
Home 1-0 • Away 2-0 • Neutral 0-0
 Jan. 8, 1982..... - Duke 79, Stetson 59
 Jan. 25, 1982..... - Duke 70, Stetson 44
 Dec. 20, 1984..... - Duke 67, Stetson 56

SYRACUSE.....1-0
Home 0-0 • Away 0-0 • Neutral 1-0
 Dec. 30, 1995..... - Duke 84, Syracuse 40

TCU.....2-0
Home 0-0 • Away 1-0 • Neutral 1-0
 Mar. 17, 2002..... - Duke 76, TCU 66
 Dec. 6, 2005..... - Duke 92, TCU 52

TEMPLE.....5-0
Home 2-0 • Away 1-0 • Neutral 2-0
 Dec. 12, 1998..... - Duke 112, Temple 34
 Mar. 20, 2007..... - Duke 62, Temple 52
 Nov. 23, 2007..... - Duke 64, Temple 53
 Jan. 5, 2009..... - Duke 87, Temple 52
 Dec. 31, 2009..... - Duke 70, Temple 62

TENNESSEE.....6-5
Home 1-2 • Away 3-0 • Neutral 2-3
 Dec. 6, 1998..... - Tennessee 74, Duke 60
 Mar. 22, 1999..... - Duke 69, Tennessee 63
 Dec. 27, 2001..... - Tennessee 89, Duke 68
 Nov. 24, 2002..... - Duke 76, Tennessee 55
 Apr. 6, 2003..... - Tennessee 66, Duke 56
 Jan. 24, 2004..... - Tennessee 72, Duke 69
 Dec. 2, 2004..... - Duke 59, Tennessee 57
 Jan. 23, 2006..... - Duke 75, Tennessee 53
 Jan. 22, 2007..... - Duke 74, Tennessee 70
 Jan. 28, 2008..... - Tennessee 67, Duke 64
 Feb. 16, 2009..... - Duke 62, Tennessee 54

TEXAS.....3-1
Home 1-0 • Away 1-0 • Neutral 1-1
 Mar. 23, 2002..... - Duke 62, Texas 46
 Nov. 16, 2003..... - Texas 85, Duke 77
 Dec. 4, 2005..... - Duke 84, Texas 70
 Dec. 10, 2006..... - Duke 80, Texas 52

TEXAS A&M.....0-3
Home 0-0 • Away 0-2 • Neutral 0-1
 Nov. 17, 1995..... - Texas A&M 83, Duke 73
 Mar. 30, 2008..... - Texas A&M 77, Duke 63
 Nov. 15, 2009..... - Texas A&M 95, Duke 77

TEXAS-SAN ANTONIO.....1-0
Home 0-0 • Away 0-0 • Neutral 1-0
 Dec. 7, 1990..... - Duke 171, San Antonio 68

TEXAS TECH.....2-0
Home 1-0 • Away 0-0 • Neutral 1-0
 Nov. 11, 2001..... - Duke 85, Texas Tech 69
 Mar. 31, 2003..... - Duke 57, Texas Tech 51

TOLEDO.....2-1
Home 1-0 • Away 0-1 • Neutral 1-0
 Dec. 2, 1983..... - Duke 66, Toledo 59
 Nov. 26, 2000..... - Duke 71, Toledo 41
 Nov. 18, 2001..... - Toledo 71, Duke 65

TULANE.....1-0
Home 0-0 • Away 1-0 • Neutral 0-0
 Dec. 29, 1988..... - Duke 80, Tulane 72

TULSA.....2-0
Home 1-0 • Away 1-0 • Neutral 0-0
 Dec. 21, 2002..... - Duke 90, Tulsa 36
 Dec. 14, 2003..... - Duke 90, Tulsa 36

UCLA.....2-1
Home 0-1 • Away 1-0 • Neutral 1-0
 Dec. 20, 1997..... - UCLA 93, Duke 83
 Dec. 28, 1998..... - Duke 85, UCLA 80
 Nov. 10, 2000..... - Duke 80, UCLA 52

UTAH.....1-0
Home 0-0 • Away 0-0 • Neutral 1-0
 Mar. 25, 2003..... - Duke 65, Utah 54

UTAH VALLEY.....1-0
Home 1-0 • Away 0-0 • Neutral 0-0
 Dec. 18, 2007..... - Duke 95, Utah Valley 61

VANDERBILT.....3-2
Home 2-0 • Away 1-1 • Neutral 0-1
 Mar. 13, 1982..... - Vanderbilt 75, Duke 57
 Nov. 23, 1998..... - Duke 79, Vanderbilt 71
 Nov. 24, 1999..... - Duke 68, Vanderbilt 59
 Dec. 7, 2006..... - Duke 69, Vanderbilt 48
 Nov. 28, 2007..... - Vanderbilt 68, Duke 55

VILLANOVA.....1-0
Home 1-0 • Away 0-0 • Neutral 0-0
 Nov. 28, 1998..... - Duke 75, Villanova 47

VIRGINIA.....29-32
Home 14-14 • Away 11-17 • Neutral 4-1

Dec. 5, 1977..... - Virginia 74, Duke 57
 Jan. 24, 1979..... - Virginia 68, Duke 61
 Nov. 25, 1979..... - Virginia 74, Duke 58
 Jan. 23, 1980..... - Duke 65, Virginia 63
 Dec. 10, 1980..... - Virginia 73, Duke 57
 Jan. 27, 1982..... - Duke 80, Virginia 63
 Dec. 30, 1982..... - Duke 73, Virginia 63
 Feb. 5, 1983..... - Virginia 66, Duke 63
 Nov. 29, 1983..... - Virginia 72, Duke 58
 Feb. 4, 1984..... - Virginia 82, Duke 55
 Jan. 5, 1985..... - Virginia 75, Duke 58
 Feb. 2, 1985..... - Virginia 74, Duke 66
 Jan. 18, 1986..... - Virginia 90, Duke 76
 Feb. 1, 1986..... - Virginia 81, Duke 67
 Jan. 24, 1987..... - Virginia 71, Duke 43
 Feb. 21, 1987..... - Duke 77, Virginia 76
 Jan. 23, 1988..... - Virginia 72, Duke 49
 Feb. 27, 1988..... - Virginia 79, Duke 67
 Jan. 7, 1989..... - Virginia 78, Duke 66
 Feb. 11, 1989..... - Virginia 99, Duke 81
 Jan. 16, 1990..... - Duke 84, Virginia 74
 Feb. 10, 1990..... - Virginia 86, Duke 62
 Jan. 5, 1991..... - Virginia 92, Duke 56
 Feb. 9, 1991..... - Virginia 86, Duke 61
 Feb. 1, 1992..... - Virginia 81, Duke 54
 Feb. 15, 1992..... - Virginia 93, Duke 48
 Mar. 7, 1992..... - Virginia 81, Duke 55
 Jan. 9, 1993..... - Virginia 76, Duke 56
 Feb. 13, 1993..... - Virginia 97, Duke 61
 Jan. 25, 1994..... - Virginia 87, Duke 66
 Feb. 12, 1994..... - Virginia 73, Duke 60
 Jan. 10, 1995..... - Virginia 78, Duke 62
 Feb. 12, 1995..... - Virginia 67, Duke 61
 Mar. 4, 1995..... - Duke 83, Virginia 82 (OT)
 Jan. 8, 1996..... - Virginia 61, Duke 60
 Feb. 10, 1996..... - Duke 72, Virginia 69
 Jan. 6, 1997..... - Virginia 62, Duke 55
 Feb. 19, 1997..... - Virginia 86, Duke 56
 Jan. 23, 1998..... - Duke 93, Virginia 66
 Feb. 22, 1998..... - Duke 85, Virginia 78 (OT)
 Jan. 4, 1999..... - Duke 84, Virginia 68
 Feb. 4, 1999..... - Duke 66, Virginia 56
 Dec. 5, 1999..... - Duke 83, Virginia 62
 Jan. 30, 2000..... - Virginia 61, Duke 49
 Jan. 22, 2001..... - Duke 71, Virginia 68
 Feb. 22, 2001..... - Duke 76, Virginia 53
 Dec. 6, 2001..... - Duke 107, Virginia 73
 Jan. 20, 2002..... - Duke 86, Virginia 69
 Mar. 3, 2002..... - Duke 71, Virginia 67
 Jan. 9, 2003..... - Duke 60, Virginia 59
 Feb. 10, 2003..... - Duke 75, Virginia 48

Jan. 18, 2004..... - Duke 63, Virginia 52
 Feb. 19, 2004..... - Duke 87, Virginia 54
 Jan. 14, 2005..... - Duke 87, Virginia 65
 Feb. 10, 2006..... - Duke 88, Virginia 65
 Feb. 2, 2007..... - Duke 76, Virginia 61
 Mar. 2, 2007..... - Duke 79, Virginia 58
 Feb. 24, 2008..... - Duke 78, Virginia 70
 Feb. 5, 2009..... - Duke 81, Virginia 67
 Mar. 6, 2009..... - Duke 76, Virginia 53
 Feb. 26, 2010..... - Duke 83, Virginia 65

VCU6-1

Home 3-1 • Away 3-0 • Neutral 0-0

Jan. 28, 1977..... - VCU 49, Duke 48
 Jan. 20, 1978..... - Duke 65, VCU 59
 Dec. 12, 1978..... - Duke 70, VCU 57
 Jan. 19, 1980..... - Duke 64, VCU 58
 Feb. 15, 1985..... - Duke 86, VCU 62
 Dec. 10, 1988..... - Duke 83, VCU 76
 Nov. 15, 1995..... - Duke 93, VCU 51

VIRGINIA TECH15-2

Home 8-1 • Away 6-1 • Neutral 1-0

Jan. 24, 1981..... - Virginia Tech 66, Duke 55
 Dec. 11, 1981..... - Duke 71, Virginia Tech 58
 Dec. 5, 1992..... - Duke 85, Virginia Tech 63
 Nov. 17, 1998..... - Virginia Tech 72, Duke 70
 Dec. 8, 1999..... - Duke 70, Virginia Tech 61
 Jan. 9, 2005..... - Duke 88, Virginia Tech 67
 Feb. 6, 2006..... - Duke 73, Virginia Tech 62
 Feb. 22, 2006..... - Duke 93, Virginia Tech 51
 Mar. 3, 2006..... - Duke 69, Virginia Tech 56
 Jan. 7, 2007..... - Duke 86, Virginia Tech 54
 Jan. 29, 2007..... - Duke 75, Virginia Tech 65
 Feb. 1, 2008..... - Duke 85, Virginia Tech 50
 Feb. 22, 2008..... - Duke 72, Virginia Tech 60
 Jan. 16, 2009..... - Duke 57, Virginia Tech 52
 Feb. 19, 2009..... - Duke 62, Virginia Tech 46
 Jan. 21, 2010..... - Duke 69, Virginia Tech 38
 Feb. 14, 2010..... - Duke 65, Virginia Tech 53

WAGNER.....2-0

Home 0-0 • Away 2-0 • Neutral 0-0

Jan. 7, 1983..... - Duke 87, Wagner 56
 Dec. 25, 1989..... - Duke 66, Wagner 56

WAKE FOREST.....49-18

Home 23-6 • Away 19-10 • Neutral 7-2

Jan. 19, 1977..... - Wake Forest 57, Duke 52
 Dec. 8, 1977..... - Wake Forest 55, Duke 54
 Nov. 30, 1978..... - Duke 65, Wake Forest 52
 Jan. 29, 1979..... - Duke 77, Wake Forest 66
 Nov. 24, 1979..... - Duke 80, Wake Forest 70
 Jan. 16, 1980..... - Duke 71, Wake Forest 68
 Dec. 8, 1980..... - Duke 98, Wake Forest 75
 Jan. 14, 1981..... - Duke 76, Wake Forest 61
 Dec. 1, 1981..... - Wake Forest 67, Duke 60
 Jan. 12, 1982..... - Duke 75, Wake Forest 52
 Feb. 2, 1983..... - Duke 76, Wake Forest 58
 Jan. 20, 1984..... - Duke 66, Wake Forest 57
 Feb. 1, 1984..... - Wake Forest 73, Duke 58
 Dec. 5, 1984..... - Wake Forest 64, Duke 53
 Jan. 19, 1985..... - Wake Forest 59, Duke 55
 Dec. 4, 1985..... - Duke 77, Wake Forest 67
 Feb. 15, 1986..... - Duke 76, Wake Forest 59
 Mar. 1, 1986..... - Wake Forest 72, Duke 71
 Jan. 14, 1987..... - Wake Forest 73, Duke 72
 Jan. 31, 1987..... - Wake Forest 84, Duke 63
 Jan. 12, 1988..... - Wake Forest 58, Duke 57

Feb. 16, 1988..... - Wake Forest 62, Duke 59
 Jan. 24, 1989..... - Wake Forest 72, Duke 69
 Feb. 27, 1989..... - Wake Forest 79, Duke 74
 Jan. 24, 1990..... - Wake Forest 72, Duke 63
 Feb. 3, 1990..... - Duke 66, Wake Forest 61
 Jan. 18, 1991..... - Duke 65, Wake Forest 52
 Feb. 16, 1991..... - Wake Forest 68, Duke 51
 Jan. 18, 1992..... - Duke 73, Wake Forest 59
 Feb. 26, 1992..... - Duke 69, Wake Forest 61
 Mar. 6, 1992..... - Duke 61, Wake Forest 52
 Jan. 25, 1993..... - Wake Forest 64, Duke 60
 Feb. 19, 1993..... - Wake Forest 71, Duke 59
 Mar. 5, 1993..... - Wake Forest 70, Duke 69
 Jan. 2, 1994..... - Duke 56, Wake Forest 50
 Feb. 1, 1994..... - Duke 60, Wake Forest 51
 Jan. 16, 1995..... - Duke 76, Wake Forest 58
 Feb. 16, 1995..... - Duke 78, Wake Forest 66
 Jan. 14, 1996..... - Duke 74, Wake Forest 64
 Feb. 8, 1996..... - Duke 85, Wake Forest 66
 Mar. 1, 1996..... - Duke 67, Wake Forest 61
 Jan. 9, 1997..... - Duke 82, Wake Forest 70
 Feb. 6, 1997..... - Duke 81, Wake Forest 58
 Jan. 2, 1998..... - Duke 73, Wake Forest 60
 Feb. 2, 1998..... - Duke 79, Wake Forest 55
 Jan. 11, 1999..... - Duke 74, Wake Forest 59
 Feb. 11, 1999..... - Duke 86, Wake Forest 48
 Jan. 13, 2000..... - Duke 82, Wake Forest 48
 Feb. 14, 2000..... - Duke 69, Wake Forest 38
 Jan. 2, 2001..... - Duke 81, Wake Forest 56
 Feb. 1, 2001..... - Duke 66, Wake Forest 58
 Mar. 2, 2001..... - Duke 75, Wake Forest 68 (OT)
 Jan. 6, 2002..... - Duke 91, Wake Forest 46
 Feb. 7, 2002..... - Duke 83, Wake Forest 60
 Jan. 16, 2003..... - Duke 71, Wake Forest 61
 Feb. 17, 2003..... - Duke 83, Wake Forest 41
 Mar. 7, 2003..... - Duke 64, Wake Forest 59
 Dec. 5, 2003..... - Duke 88, Wake Forest 55
 Feb. 12, 2004..... - Duke 80, Wake Forest 55
 Mar. 6, 2004..... - Duke 77, Wake Forest 59
 Jan. 19, 2005..... - Duke 99, Wake Forest 86
 Mar. 5, 2005..... - Duke 107, Wake Forest 50
 Jan. 2, 2006..... - Duke 100, Wake Forest 54
 Feb. 11, 2007..... - Duke 77, Wake Forest 45
 Feb. 10, 2008..... - Duke 71, Wake Forest 36
 Feb. 25, 2009..... - Duke 83, Wake Forest 50
 Jan. 10, 2010..... - Duke 65, Wake Forest 51

WASHINGTON0-2

Home 0-0 • Away 0-1 • Neutral 0-1

Dec. 27, 1985..... - Washington 83, Duke 71
 Dec. 28, 1992..... - Washington 72, Duke 48

WESTERN CAROLINA3-3

Home 3-1 • Away 0-2 • Neutral 0-0

Feb. 11, 1977..... - Western Carolina 77, Duke 45
 Feb. 18, 1978..... - Western Carolina 93, Duke 56
 Feb. 17, 1979..... - Western Carolina 89, Duke 78
 Feb. 28, 1983..... - Duke 77, Western Carolina 67
 Dec. 6, 1989..... - Duke 77, Western Carolina 64
 Feb. 9, 1994..... - Duke 117, Western Carolina 44

WESTERN KENTUCKY3-0

Home 1-0 • Away 1-0 • Neutral 1-0

Mar. 20, 2000..... - Duke 90, Western Kentucky 70
 Nov. 28, 2008..... - Duke 59, Western Kentucky 56
 Nov. 26, 2009..... - Duke 70, Western Kentucky 47

WEST TEXAS STATE1-0

Home 0-0 • Away 1-0 • Neutral 0-0

Mar. 20, 1986..... - Duke 68, West Texas State 67

WEST VIRGINIA2-0

Home 1-0 • Away 1-0 • Neutral 0-0

Dec. 18, 1995..... - Duke 84, West Virginia 64
 Nov. 27, 1996..... - Duke 84, West Virginia 70

WILLIAM & MARY4-0

Home 2-0 • Away 1-0 • Neutral 1-0

Nov. 24, 1984..... - Duke 86, William & Mary 48
 Dec. 5, 1988..... - Duke 65, William & Mary 47
 Dec. 9, 1989..... - Duke 65, William & Mary 62
 Nov. 18, 2000..... - Duke 81, William & Mary 46

WINTHROP1-0

Home 1-0 • Away 0-0 • Neutral 0-0

Dec. 9, 1986..... - Duke 80, Winthrop 45

WISCONSIN1-0

Home 1-0 • Away 0-0 • Neutral 0-0

Nov. 27, 1987..... - Duke 86, Wisconsin 66

WISCONSIN-GREEN BAY1-0

Home 0-0 • Away 0-0 • Neutral 0-0

Jan. 2, 1991..... - Duke 70, Wisconsin-Green Bay 59

WISCONSIN-MILWAUKEE2-0

Home 1-0 • Away 0-0 • Neutral 1-0

Dec. 3, 1994..... - Duke 104, Wisconsin-Milwaukee 34
 Mar. 17, 2001..... - Duke 96, Wisconsin-Milwaukee 63

XAVIER1-1

Home 0-1 • Away 1-0 • Neutral 0-0

Jan. 5, 1981..... - Duke 74, Xavier 46
 Dec. 28, 1990..... - Xavier 78, Duke 73

YALE1-0

Home 1-0 • Away 0-0 • Neutral 0-0

Dec. 6, 1991..... - Duke 60, Yale 55

America EAST Conference

Opponent	GP	W	L
Boston U.	2	2	0
Hartford	1	0	1
Maine	2	2	0
New Hampshire	1	1	0
Total	6	5	1

Atlantic CoAST Conference

Opponent	GP	W	L
Boston College	9	7	2
Clemson	64	32	32
Florida State	38	30	8
Georgia Tech	60	51	7
Maryland	73	36	37
Miami (Fla)	7	7	0
North Carolina	79	33	46
N.C. State	68	29	39
Virginia	61	29	32
Virginia Tech	16	14	2
Wake Forest	69	51	18
Total	544	321	223

Atlantic Sun Conference

Opponent	GP	W	L
Campbell	8	3	5
EAST Tenn. St.	5	5	0
Stetson	3	3	0
Total	16	11	5

Atlantic 10 Conference

Opponent	GP	W	L
Charlotte	9	6	3
Dayton	1	0	1
Duquesne	1	1	0
G. Washington	2	1	1
La Salle	1	0	1
Rhode Island	1	1	0
Richmond	7	6	1
St. Joseph's	5	4	1
Temple	5	5	0
Xavier	2	1	1
Total	34	25	9

Big EAST Conference

Opponent	GP	W	L
Cincinnati	1	0	1
Connecticut	8	3	5
DePaul	2	1	1
Georgetown	4	4	0
Louisville	2	1	1
Marquette	3	3	0
Notre Dame	5	1	4
Providence	4	3	1
Pittsburgh	2	2	0
Rutgers	5	3	2
Seton Hall	6	4	2
St. John's	1	1	0
South Florida	3	3	0
Syracuse	1	1	0
Villanova	1	1	0
West Virginia	2	2	0
Total	50	33	17

Big Sky Conference

Opponent	GP	W	L
EASTern Wash.	1	1	0
Montana	1	1	0
Sacramento St.	1	1	0
Total	3	3	0

Big South Conference

Opponent	GP	W	L
Charleston So.	2	2	0
Liberty	3	3	0
UNC Asheville	9	9	0
Radford	3	3	0
Winthrop	1	1	0
Total	18	18	0

Big Ten Conference

Opponent	GP	W	L
Illinois	3	0	3
Iowa	1	1	0
Michigan	3	3	0
Michigan State	3	2	1
Minnesota	1	0	1
Ohio State	1	1	0
Penn State	6	5	1
Purdue	7	4	3
Wisconsin	1	1	0
Total	26	17	9

Big 12 Conference

Opponent	GP	W	L
Baylor	1	0	1
Colorado	1	0	1
Iowa State	2	2	0
Kansas State	1	1	0
Oklahoma	1	0	1
Oklahoma State	2	2	0
Texas	4	3	1
Texas A&M	2	0	2
Texas Tech	3	3	0
Total	17	11	6

Big West Conference

Opponent	GP	W	L
Pacific	1	1	0
Total	1	1	0

Colonial Conference

Opponent	GP	W	L
Delaware	1	1	0
George Mason	3	3	0
Georgia State	2	1	1
Hofstra	2	2	0
James Madison	6	5	1
UNC Wilmington	9	7	2
NortheASTern	2	2	0
Old Dominion	10	7	3
VCU	7	6	1
William & Mary	4	4	0
Total	46	38	8

Conference USA

Opponent	GP	W	L
EAST Carolina	15	6	9
Houston	2	2	0
Marshall	1	0	1
Tulane	1	1	0
Tulsa	2	2	0
SMU	1	1	0
Total	22	12	10

Great West Conference

Opponent	GP	W	L
Utah Valley	1	1	0
Total	1	1	0

Horizon League

Opponent	GP	W	L
Cleveland St.	1	1	0
Detroit	3	3	0
Wis.-Green Bay	1	1	0
Wis.-Milwaukee	2	2	0
Total	7	7	0

Independent

Opponent	GP	W	L
N.C. Central	2	2	0
Houston Baptist	1	1	0
Total	3	3	0

Ivy League

Opponent	GP	W	L
Harvard	3	3	0
Pennsylvania	1	1	0
Princeton	3	3	0
Yale	1	1	0
Dartmouth	1	1	0
Total	9	9	0

Metro Atlantic Conference

Opponent	GP	W	L
Canisius	1	1	0
Fairfield	2	2	0
Loyola (Md.)	2	2	0
Manhattan	6	5	1
Rider	1	1	0
Siena	1	1	0
Marist	1	1	0
Total	14	13	1

Mid-American Conference

Opponent	GP	W	L
Ball State	2	2	0
Kent State	2	2	0
Miami (Ohio)	1	1	0
Northern Illinois	1	1	0
Ohio	1	1	0
Toledo	3	2	1
Bowling Green	1	1	0
Total	11	10	1

Mid-Continent Conference

Opponent	GP	W	L
Oral Roberts	1	1	0
Total	1	1	0

Mid-EASTern Conference

Opponent	GP	W	L
Florida A&M	1	1	0
Hampton	4	4	0
Howard	2	2	0
Md.-EAST. Shore	3	1	2
Morgan State	1	1	0
Norfolk State	1	1	0
N.C. A&T	1	1	0
Total	13	11	2

Missouri Valley Conference

Opponent	GP	W	L
Drake	1	1	0
Illinois State	1	1	0
Indiana State	2	2	0
Missouri State	1	0	1
Southern Illinois	1	1	0
Total	6	5	1

Mountain West Conference

Opponent	GP	W	L
Brigham Young	1	1	0
Colorado State	1	1	0
San Diego State	2	2	0
TCU	2	2	0
Utah	1	1	0
Total	7	7	0

NortheAST Conference

Opponent	GP	W	L
Wagner	2	2	0
Quinnipiac	1	1	0
Total	3	3	0

Ohio Valley Conference

Opponent	GP	W	L
Austin Peay	1	1	0
EASTern Ky.	2	1	1
Jacksonville St.	1	1	0
Murray State	1	1	0
Total	5	4	1

Pacific-10 Conference

Opponent	GP	W	L
Arizona State	1	1	0
California	2	1	1
USC	4	4	0
Stanford	4	2	2
UCLA	3	2	1
Washington	2	0	2
Total	16	10	6

Patriot Conference

Opponent	GP	W	L
American	1	1	0
Holy Cross	4	4	0
Bucknell	1	1	0
Total	6	6	0

SoutheASTern Conference

Opponent	GP	W	L
Alabama	1	0	1
Arkansas	3	2	1
Auburn	3	3	0
Florida	3	2	1
Georgia	3	3	0
Kentucky	2	2	0
LSU	5	3	2
Mississippi State	1	1	0
South Carolina	2	1	1
Tennessee	11	6	5
Vanderbilt	5	3	2
Total	39	26	13

Southern Conference

Opponent	GP	W	L
Appalachian St.	14	10	4
C. of Charleston	1	1	0
Davidson	4	3	1
Elon	7	3	4
Furman	4	4	0
Georgia So.	3	2	1
UNCG	12	10	2
West Carolina	6	3	3
Total	51	36	15

Southland Conference

Opponent	GP	W	L
McNeese State	1	1	0
Northwest. St.	3	2	1
SoutheAST. La.	1	1	0
Stephen Austin	2	2	0
Texas-San Ant.	1	1	0
Total	8	7	1

Southwestern Conference

Opponent	GP	W	L
Southern	2	2	0
Total	2	2	0

Sun Belt Conference

Opponent	GP	W	L
Arkansas State	2	2	0
Denver	1	1	0
Florida Int'l	2	1	1
Middle Tenn. St.	1	1	0
South Alabama	1	1	0
Western Ky.	3	3	0
Total	10	9	1



2010-11 Duke Women's Basketball

Back Row (Left to Right): Kate Senger, Kevin Lehman, Bobby Sorrell, Lauren Rice, William Stephens, Summer McKeehan, Heather Ryan, Sarah Smoak;
 Middle Row (Left to Right): Assistant Coach Al Brown, Assistant Coach Trisha Stafford-Odom, Chelsea Gray, Janeé Johnson, Haley Peters, Krystal Thomas,
 Allison Vernerey, Richa Jackson, Kathleen Scheer, Assistant Coach Samantha Williams, Head Coach Joanne P. McCallie

Front Row (Left to Right): Chloé Wells, Tricia Liston, Jasmine Thomas, Karima Christmas, Shay Selby

2010-11 Duke University Women's Basketball Schedule

Date		Opponent	Location	Time	
OCT. 24	(SUN)	BLUE/WHITE SCRIMMAGE	DURHAM, N.C.	2:00 PM	
NOV. 3	(WED)	WINGATE (EXH)	DURHAM, N.C.	7:00 PM	
NOV. 7	(SUN)	CARSON-NEWMAN (EXH)	DURHAM, N.C.	2:00 PM	
NOV. 13	(SAT)	BRIGHAM YOUNG	DURHAM, N.C.	TBA^	
NOV. 15	(MON)	SOUTHERN CALIFORNIA	DURHAM, N.C.	7:00 PM	
Nov. 18	(Thur)	at Auburn	Auburn, Ala.	7:00 PM	
NOV. 21	(SUN)	WESTERN KENTUCKY	DURHAM, N.C.	2:00 PM	
Nov. 24	(Wed)	at Pittsburgh	Pittsburgh, Pa.	7:00 PM	
Nov. 27	(Sat)	at Charlotte	Charlotte, N.C.	5:00 PM	
Nov. 30	(Tue)	at James Madison	Harrisonburg, Va.	7:00 PM	
ACC/Big Ten Challenge					
Dec. 2	(Thur)	at Wisconsin	Madison, Wis.	8:30 PM	(BIGTEN)
Jimmy V Classic					
DEC. 6	(MON)	TEXAS A&M	DURHAM, N.C.	7:00 PM	(ESPN2)
DEC. 9	(THUR)	ALBANY	DURHAM, N.C.	7:00 PM	
Dec. 12	(Sun)	at Oklahoma State	Stillwater, Okla.	2:00 PM	
DEC. 21	(TUE)	XAVIER	DURHAM, N.C.	7:00 PM	
DEC. 30	(THUR)	TEMPLE	DURHAM, N.C.	7:00 PM	
JAN. 4	(TUE)	KENTUCKY	DURHAM, N.C.	7:00 PM	(ESPNU)
JAN. 6	(THUR)	MARYLAND	DURHAM, N.C.	7:00 PM	(RSN)
Jan. 14	(Fri)	at Florida State	Tallahassee, Fla.	6:30 PM	(RSN)
Jan. 16	(Sun)	at Virginia Tech	Blacksburg, Va.	2:00 PM	
JAN. 21	(FRI)	GEORGIA TECH	DURHAM, N.C.	6:30 PM	(RSN)
Jan. 23	(Sun)	at N.C. State	Raleigh, N.C.	5:00 PM	(FSN)
JAN. 26	(WED)	CLEMSON	DURHAM, N.C.	7:00 PM	
Jan. 31	(Mon)	at Connecticut	Storrs, Conn.	7:00 PM	(ESPN2)
FEB. 3	(THUR)	MIAMI	DURHAM, N.C.	7:00 PM	
Feb. 7	(Mon)	at North Carolina	Chapel Hill, N.C.	7:00 PM	(ESPN2)
Feb. 11	(Fri)	at Wake Forest	Winston-Salem, N.C.	8:30 PM	(RSN)
FEB. 13	(SUN)	BOSTON COLLEGE	DURHAM, N.C.	2:00 PM	
Feb. 17	(Thur)	at Maryland	College Park, Md.	7:30 PM	
FEB. 20	(SUN)	VIRGINIA TECH	DURHAM, N.C.	12:00 PM	
Feb. 24	(Thur)	at Virginia	Charlottesville, Va.	7:00 PM	
FEB. 27	(SUN)	NORTH CAROLINA	DURHAM, N.C.	5:00 PM	(FSN)
March 3-6	(Thur-Sun)	at ACC Tournament	Greensboro, N.C.	TBA	
MARCH 19, 21	(SAT/MON)	NCAA TOURNAMENT 1ST/2ND ROUNDS	DURHAM, N.C.	TBA	(ESPN)
March 26-29	(Sat-Tue)	NCAA Tournament Regionals	TBA	TBA	(ESPN)
April 3, 5	(Sun/Tue)	NCAA Final Four	Indianapolis, Ind.	TBA	(ESPN)

^ - Due to Duke Football home contest on the same day, the game time is expected released 10 days prior to the game

* - Denotes ACC Contest All game times are EST BOLD/CAPS Home Games

RSN - Denotes Regional Sports Network -- FSN South, Comcast Sports Net, SunSports, New England Sports Network

FSN - Denotes Fox Sports Net BIGTEN - Denotes Big Ten Network