

Women's Basketball Duke

2021-2022



Women's Basketball

Women's Basketball Duke



DUKE WOMEN'S BASKETBALL

Women's Basketball Duke

KARA ERA

COACHING STAFF

WINSTON GANDY



BETH CUNNINGHAM



KARA LAWSON



TIA JACKSON



DUKE

1 NATIONAL CHAMPIONSHIP

7 NATIONAL CHAMPIONSHIP GAME APPEARANCES

12 NCAA FINAL FOUR APPEARANCES

2 OLYMPIC GOLD MEDALS

50+ YEARS OF COMBINED COACHING EXPERIENCE



15 YEARS OF WNBA PLAYING EXPERIENCE



Table of Contents

► Media Information	2-4
Media Information	2
Duke Communications.....	2
2021-22 Roster.....	3
Squad Breakdown.....	4
Duke Quick Facts.....	4
► Meet the Blue Devils	5-36
Amaya Finklea-Guity.....	6-8
Lexi Gordon	9-11
Emma Schmidt.....	12-13
Jade Williams.....	14-16
Onome Akinbode-James.....	17-18
Elizabeth Balogun.....	19-20
Miela Goodchild	21-23
Imani Lewis.....	24-25
Jiselle Havas.....	26-27
Jordyn Oliver.....	28-29
Celeste Taylor.....	30-31
Vanessa de Jesus.....	32-33
Nyah Green.....	34-35
Shayeann Day-Wilson	36
Lee Volker.....	36
► The Staff	37-48
Head Coach Kara Lawson.....	38-39
Assistant Coach Beth Cunningham.....	40
Assistant Coach Winston Gandy.....	41
Assistant Coach Tia Jackson.....	42
The Support Staff.....	43-47
Vice President & Director of Athletics Nina King.....	48
► Season Review	49-52
Season Results and Statistics.....	50-51
Box Scores.....	52

► Duke Tradition	53-78
Honors/Awards	54-58
Coaching Honors.....	58
Academic Honors.....	58-59
Letterwinners.....	60-61
All-Time Jersey Numbers.....	62-63
Year-by-Year Coaching Staffs.....	64-65
Duke in the ACC Tournament & WNIT.....	66-67
Duke in the NCAA Tournament.....	68-69
In-Season Tournament Results.....	70
ACC/Big Ten Challenge.....	71-72
Duke in the Associated Press Rankings.....	73
Duke in the USA Today Coaches Poll Rankings.....	74
Duke in the WNBA.....	75-76
International Hoops.....	77-78
► The Record Book	79-152
Team Records.....	80-83
Opponent Team Records.....	84-85
Individual Records.....	86-92
Freshman Records.....	93-95
Miscellaneous Achievements.....	96
Cameron Indoor Stadium Records.....	97
Cameron Indoor Stadium Attendance and Year-by-Year.....	98
Box Scores from Record-Breaking Games.....	99-102
Duke's NCAA Tournament Records.....	103-105
Duke's NCAA Tournament Box Scores.....	106-119
1,000-Point Scorers.....	120-124
Year-by-Year Leaders.....	125-126
All-Time Player Statistics.....	127-145
Year-by-Year Team/Player Statistics.....	146-151
Retired Jerseys.....	152
► All-Time Results	153-180
Year-by-Year Results.....	154-162
Career Winning Percentage and Memorable Wins.....	163
Duke Year-by-Year Record.....	164
Duke Versus Ranked Opponents.....	165-167
All-Time Series Results.....	168-178
100-Point Games.....	178
Series Results.....	179
Duke Versus the Conferences.....	180

Women's Basketball Contact

Information about the 2021-22 Duke University women's basketball program will be coordinated by senior associate communications director **Lindy Brown** along with communications staff assistant **Jalen Manning**. All interview requests for student-athletes and coaches should be made to Lindy Brown at lindy.brown@duke.edu.

Twitter/Instagram

For the latest updates on Duke women's basketball make sure you follow "@DukeWBB" on Twitter. Just head to <http://twitter.com/DukeWBB> and sign up now for free. Fans can also follow head coach Kara Lawson @KaraLawson20 as well. On Duke's Twitter page, you will find behind-the-scenes information, pictures, chances to win free prizes and other information you won't find anywhere else.

Follow "DukeWBB" on Instagram as well for behind-the-scenes pictures and video.

Facebook

"Like" the Duke women's basketball fan page on Facebook. There you will find a schedule, results, photos, links to articles, videos and much more. "Like" it now so you don't miss the latest happenings with Duke women's basketball. If you do not have a Facebook account, just go to www.facebook.com and sign up today.

Credits

The 2021-22 Duke Women's Basketball Media Guide is a publication of the Duke Communications Office.

Editors: Lindy Brown (Senior Associate), Alec Schoof (Intern)
 Editorial Contributors: Sam Klein, Sullivan Bortner, Barry Uhrman, Rob Clough, Sarah Leggett
 Photography: Reagan Lunn & Nat LeDonne, Duke Athletics
 Cover/Back Cover Design: Selena Castillo
 Printing: Telepathic Graphics; Raleigh, N.C.

Media Information

The 2021-22 edition of the Duke University women's basketball guide has been published to provide pertinent information concerning Blue Devil basketball and to assist the media in its continuing coverage of Duke women's basketball.

Duke Athletic Communications Contact:

Lindy Brown, Senior Associate Communications Director
 lindy.brown@duke.edu • 919-684-2664 (office) • 919-599-9821 (cell)
 Duke University Athletic Communications
 281 Scott Family Athletics Performance Center; Box 90557, Durham, N.C. 27708

Email

The Duke Communications office has the capability to send out releases via email. If you would like to receive Duke women's basketball information through this channel, please email senior associate communications director Lindy Brown at lindy.brown@duke.edu.

Health & Safety Protocols

- All guests and staff, including credentialed media, are required to present proof of a COVID-19 vaccination, which shows two dates for the Moderna or Pfizer vaccines and one date for the Johnson & Johnson vaccine.
- Guests and staff who are exempt from or ineligible to receive the vaccine can still attend by showing a negative COVID-19 (antigen or PCR) test result within 72 hours of the game you plan to attend. A test result must be in the form of written medical documentation (paper or electronic copy) and the documentation must include: test result, type of test, entity issuing the result, and the specimen collection date.
- For those unable to complete a test prior to game day, a testing site operated by SafeSite (testing partner of the ACC for its championship events) will be available in Blue Devil Tower on game day. The rapid antigen test is \$45, and all positive antigen tests will be confirmed with a PCR test for no additional charge to guest.
- Guests and staff may upload their vaccination card or negative test for each event at DukeCheckIn.com. A confirmation from DukeCheckIn.com or a wristband from a verification tent will be displayed prior to entering the security screening area. Credentialed staff will be permitted entry/exit from the building as needed without having to show verification again.
- Guests and staff preferring not to submit online can verify in person at one of six (6) tent locations prior to entering Cameron Indoor Stadium. Staffing will also be available at these sites to assist with registering on DukeCheckIn.com for future games.
- Season-long credentialed staff who are vaccinated will be pre-verified before credential distribution and will be permitted entry/exit from the building as needed by presenting their credential at all Cameron Indoor Stadium entrances.
- Single-game credentialed staff must be verified by DukeCheckIn.com or by securing a wristband from a verification tent. Once verified, single-game credentialed staff should enter Cameron Indoor Stadium at the South Credential entrance to receive a verification sticker permitting entry/exit as needed without having to show verification again.
- All guests and staff ages 5 and older are required to wear a mask upon entry and at all times while inside Cameron Indoor Stadium, except when actively eating or drinking.

Facilities

All home Blue Devil basketball games are played at Cameron Indoor Stadium, located at the end of Whitford Drive across from Wallace Wade Stadium. Cameron Indoor Stadium can also be reached from Towerview Road.

Parking

Parking for the media is available for home contests free in the Science Drive/751 parking garage (3100 Cameron Blvd.). No parking pass is needed.

Media Credentials

All media and photographers attending Duke basketball home games must wear proper media credentials. Requests for credentials should be made in advance by email and directed to senior associate sports information director Lindy Brown. Duke reserves the right to refuse any credential request deemed not to be in the best interest of the university.

Media Accommodations/Postgame Interview Policy

For this season, the Media Work Room will be located in Scharf Hall. The room is located in the Michael Krzyzewski Academic Center, adjacent to Cameron Indoor Stadium. This will serve as both the pregame and postgame work room, the space for postgame press conferences and the photo work room. Only credentialed staff will be permitted access to the room. Scharf Hall is equipped with high-speed wireless internet and power. Postgame availability for the visiting team will be dictated by that team's communications staff.

Interview Procedures

All interviews with Duke women's basketball student-athletes and head coach Kara Lawson must be arranged through the Communications Office. Please contact Lindy Brown for player requests, preferably via email at lindy.brown@duke.edu.

- Interview requests must be made at least one day in advance.
- There will be no interviews on the day of a game. There are no exceptions to this rule.
- Requests for interviews with assistant coaches or basketball staff also should be arranged through Lindy Brown.

Road Game Credentials

Media wishing to cover Duke on the road should contact Lindy Brown at lindy.brown@duke.edu.

Duke Radio Network

The Blue Devil Sports Network provides coverage for the Blue Devils during the season on WDNC-AM 620 in Durham, N.C., along with Varsity Network App. Chris Edwards enters his seventh year as the voice of the Blue Devils. The network is operated by Blue Devil Sports Properties from Learfield.

- The radio broadcast booths are located on the east side of the stadium in the crowd's nest.
- Access to the positions is through Section 7 off the upper concourse.
- Hard-wired internet and one phone line are accessible to the visiting radio network as designated by that school's sports information office.
- Verification of your network or the need for additional lines must be ordered directly from Director of Game Operations Alli Slater (alli.slater@duke.edu).
- Space is guaranteed for only one broadcast crew with a maximum of three people from a visiting school.

GoDuke.com/Blue Devil Network

For unparalleled coverage of Blue Devil women's basketball and the entire intercollegiate athletics department at Duke, go online to GoDuke.com. The official site of Duke athletics features the latest technological advances, plus in-depth coverage of Duke players, coaches and staff.

- Duke fans will also get the latest media notes, player biographies, statistics and happenings of the Duke women's basketball program. In addition, audio, video and press conferences can be accessed. Get inside Duke Basketball with GoDuke.com.
- One of the first ".com" websites for college athletics in the country, GoDuke.com has consistently led the way and been ranked one of the top websites in the country over the past several years.

Social Media

Follow Duke women's basketball on Twitter (@DukeWBB), Instagram (@DukeWBB) and Facebook (Duke Women's Basketball). Get behind-the-scenes content each week for the Blue Devils.

www.theACC.com

Keep up with ACC women's basketball through the conference's web site www.theACC.com. League standings, statistics and releases are posted on the site, which also includes links to all other ACC schools.

Justin Wilson, Director of Communications

ACC Media Relations Office

(336) 851-6062 (office) (336) 854-8797 (fax) jwilson@theacc.org

Duke University Women's Basketball

2021-22 Roster

NUMERICAL

No.	Name	Ht.	Yr.	Pos.	Exp.	Hometown (High School/Last School)
0	Celeste Taylor	5-11	Jr.	G	TR	Valley Stream, N.Y. (Texas)
2	Vanessa de Jesus	5-8	So.	G	1V	Valencia, Calif. (Sierra Canyon School)
3	Miela Goodchild	5-10	Sr.	G	3V	Brisbane, Queensland, Australia (Moreton Bay College)
4	Elizabeth Balogun	6-1	Sr.	G/F	TR	Lagos, Nigeria (Louisville)
11	Jordyn Oliver	5-10	Jr.	G	TR	Prosper, Texas (Baylor)
13	Lee Volker	5-11	Fr.	G	HS	Purcellville, Va. (St. Paul VI Catholic HS)
22	Amaya Finklea-Guity	6-4	Gr.	C	TR	Dorchester, Mass. (Syracuse)
23	Imani Lewis	6-1	Sr.	F	TR	Willingboro, N.J. (Wisconsin)
24	Onome Akinbode-James	6-3	Sr.	F/C	3V	Abeokuta, Nigeria (Blair Academy - Blairstown, N.J.)
25	Jade Williams	6-5	Gr.	F/C	4V	The Colony, Texas (The Colony)
30	Shayeann Day-Wilson	5-5	Fr.	G	HS	Toronto, Ont., Canada (Crestwood Prep)
31	Nyah Green	6-1	Jr.	G	TR	Allen, Texas (Louisville)
34	Lexi Gordon	6-0	Gr.	G/F	TR	Fort Worth, Texas (Texas Tech)
33	Jiselle Havas	5-10	Sr.	G	3V	Windermere, Fla. (Lafayette College)
45	Emma Schmidt	5-9	Gr.	G	TR	Waukee, Iowa (TCU)

ALPHABETICAL

No.	Name	Ht.	Yr.	Pos.	Exp.	Hometown (High School/Last School)
24	Onome Akinbode-James	6-3	Sr.	F/C	3V	Abeokuta, Nigeria (Blair Academy - Blairstown, N.J.)
4	Elizabeth Balogun	6-1	Sr.	G/F	TR	Lagos, Nigeria (Louisville)
30	Shayeann Day-Wilson	5-5	Fr.	G	HS	Toronto, Ont., Canada (Crestwood Prep)
2	Vanessa de Jesus	5-8	So.	G	1V	Valencia, Calif. (Sierra Canyon School)
22	Amaya Finklea-Guity	6-4	Gr.	C	TR	Dorchester, Mass. (Syracuse)
3	Miela Goodchild	5-10	Sr.	G	3V	Brisbane, Queensland, Australia (Moreton Bay College)
34	Lexi Gordon	6-0	Gr.	G/F	TR	Fort Worth, Texas (Texas Tech)
31	Nyah Green	6-1	Jr.	G	TR	Allen, Texas (Louisville)
33	Jiselle Havas	5-10	Sr.	G	3V	Windermere, Fla. (Lafayette College)
23	Imani Lewis	6-1	Sr.	F	TR	Willingboro, N.J. (Wisconsin)
11	Jordyn Oliver	5-10	Jr.	G	TR	Prosper, Texas (Baylor)
45	Emma Schmidt	5-9	Gr.	G	TR	Waukee, Iowa (TCU)
0	Celeste Taylor	5-11	Jr.	G	TR	Valley Stream, N.Y. (Texas)
13	Lee Volker	5-11	Fr.	G	HS	Purcellville, Va. (St. Paul VI Catholic HS)
25	Jade Williams	6-5	Gr.	F/C	4V	The Colony, Texas (The Colony)

Head Coach: Kara Lawson (2nd Season, Tennessee, '03)

Assistant Coaches: Beth Cunningham (Notre Dame, '97), Winston Gandy (Maryland, '13), Tia Jackson (Iowa, '95)

Chief of Staff: Sarah Wilkinson (Tennessee, '17)

Director of Basketball Operations: Kate Senger (Michigan State, '04)

Creative Director: Selena Castillo (Emory, '14)

Director of Recruiting and Player Development: Aleah Goodman (Oregon State, '20)

Associate Athletic Trainer: Catherine Lass (Springfield College, '11)

Associate Director of Sports Performance: Justin Roach (McDaniel College, '13)

Sports Physical Therapist: Jordan Busse (Concordia University Wisconsin, '09)

Pronunciation Guide

Onome Akinbode-James

Uh - nuh - meh Ah - ken - bodé

Shayeann Day-Wilson

SHY - Anne

Miela Goodchild

Mee - la

Elizabeth Balogun

BAL-uh-GOON

Amaya Finklea-Guity

AH-my-ah FINK-lee

Nyah Green

Nye-UH

By Position

Centers	Amaya Finklea-Guity
Centers/Forwards	Onome Akinbode-James
.....	Jade Williams
Guards/Forwards	Elizabeth Balogun
.....	Lexi Gordon
Forwards.....	Imani Lewis
Guards.....	Celeste Taylor
.....	Vanessa de Jesus
.....	Miela Goodchild
.....	Jordyn Oliver
.....	Lee Volker
.....	Shayeann Day-Wilson
.....	Nyah Green
.....	Jiselle Havas
.....	Emma Schmidt

By Class

Freshmen	2
Sophomores	1
Juniors	3
Seniors	5
Graduates.....	4

By State/Country

Texas	4
Australia.....	1
California	1
Canada.....	1
Iowa	1
Nigeria	2
Florida.....	1
Massachusetts.....	1
New Jersey, New York.....	1
Virginia.....	1

By Height

6-5	1
6-4	1
6-3	1
6-1	3
6-0	1
5-11.....	2
5-10	3
5-9	1
5-8	1
5-5	1

By Major

Electrical Engineering and Computer Science	Onome Akinbode-James
Mechanical Engineering	Jiselle Havas
Psychology	Imani Lewis, Celeste Taylor
Sociology	Elizabeth Balogun, Miela Goodchild, Jordyn Oliver
Visual & Media Studies.....	Nyah Green
Duke FUQUA School of Business	Amaya Finklea-Guity, Lexi Gordon,
.....	Jade Williams
Statistical Sciences Master's Degree	Emma Schmidt

Duke Quick Facts

General Information

Location	Durham, N.C.
Founded	1838, Trinity College
Enrollment	6,542
Nickname.....	Blue Devils
Colors	Duke Blue & White
Arena Name	Cameron Indoor Stadium
Capacity.....	9,314
Affiliation	NCAA Division I
Conference	Atlantic Coast
President	Vincent Price
Vice President & Director of Athletics	Nina King
Sr. Associate Dir. of Athletics/Student-Athlete Experience/SWA	Heather Ryan
Athletic Dept. Phone.....	(919) 684-2120
Ticket Office Phone	(919) 681-BLUE
Press Row Phone.....	(919) 684-6186

History

First Year of Basketball.....	1972-73
All-Time Record	962-444 (.684) - 49 Years
ACC Record	398-229 (.635)
ACC Tournament Record	48-35 (.578)
Postseason Record	58-27 (.686)
NCAA Appearances/Last	24/2018
Last Postseason Opponent	Connecticut in 2018
Result	Lost to Connecticut, 59-72 - NCAA Sweet 16

Coaching Staff

Head Coach.....	Kara Lawson
Alma Mater	Tennessee, '03
Record at Duke (Years).....	3-1 (1)
ACC Record	0-1 (1)
Career Record (Years).....	3-1 (1)
Assistant Coaches.....	Beth Cunningham, Winston Gandy, Tia Jackson
Chief of Staff.....	Sarah Wilkinson
Director of Basketball Operations.....	Kate Senger
Creative Director.....	Selena Castillo
Director of Recruiting and Player Development	Aleah Goodman
Associate Athletic Trainer	Catherine Lass
Academic Coordinator	Heather Ryan
Assistant Director of Sport Performance	Justin Roach
Sports Physical Therapist.....	Jordan Busse

Team Information

2020-21 Record.....	3-1
2020-21 ACC Record (Finish)	0-1 (N/A)
Final Ranking.....	NR
Starters Returning/Lost.....	4/1
Letterwinners Returning/Lost.....	5/7

Communications

Executive Director of Communications.....	Mike DeGeorge
Director of Communications	Kat Castner
Senior Associate Communications (Women's Basketball)	Lindy Brown
Office/Cell Phone.....	(919) 684-2664 / (919) 599-9821
Office Fax	(919) 684-2489
Email Address.....	lindy.brown@duke.edu
Website.....	www.GoDuke.com
Twitter	@DukeWBB
Instagram.....	dukewbb
Facebook.....	http://www.facebook.com/DukeWBB

Meet the Blue Devils

Amaya Finklea-Guity	6-8
Lexi Gordon	9-11
Emma Schmidt	12-13
Jade Williams	14-16
Onome Akinbode-James	17-18
Elizabeth Balogun.....	19-20
Miela Goodchild.....	21-23
Imani Lewis.....	24-25
Jiselle Havas	26-27
Jordyn Oliver	28-29
Celeste Taylor.....	30-31
Vanessa de Jesus	32-33
Nyah Green	34-35
Shayeann Day-Wilson	36
Lee Volker.....	36



Amaya Finklea-Guity
6-4 ■ Graduate Student ■ C ■ #22
Dorchester, MA
(Syracuse)

Personal:

Full name is Amaya Chanel Elizabeth Finklea-Guity ... born on February 2, 1999 in Boston, Mass. ... daughter of Paula Guity ... graduated from Syracuse in May of 2021 with a degree in computer science ... attending the Duke Fuqua School of Business in 2021-22.

Career Honors:

Helped lead Syracuse to three NCAA Tournament appearances
 ACC All-Freshman Team (2017-18)

At Syracuse (2017-18, 2018-19, 2019-20, 2020-21):

Appeared in 115 games, earning 96 starts in four seasons at Syracuse

As a Senior at Syracuse (2020-21):

Saw action in 19 contests, making one start ... scored a season-high 12 points against Boston College in the ACC Tournament to go along with five rebounds in a season-high 27 minutes ... posted 10 points versus Penn State, while grabbing nine rebounds ... swatted a season-high three shots in 13 minutes against Lincoln (Pa.) ... averaged 3.4 points and 2.9 rebounds.

As a Junior at Syracuse (2019-20):

Started in all 31 games ... averaged 18.6 minutes, 6.5 points and 4.9 rebounds per game ... reached double-digit scoring in eight games ... scored 11 points on 5-of-6 shooting against Houston ... scored 11 points and grabbed seven rebounds at Michigan ... scored 13 points and grabbed seven rebounds against UMBC ... Scored 10 points and grabbed eight rebounds against West Virginia ... grabbed 10 rebounds and scored nine points against Ohio ... had a career-high four blocks against Florida State as well as 10 rebounds and nine points ... scored 13 points and had three blocks against Virginia Tech ... scored 12 points against Boston College ... scored 11 points and grabbed nine rebounds against Clemson ... scored a season-high 15 points against Virginia ... named to the Florida Sunshine Classic All-Tournament Team.

As a Sophomore at Syracuse (2019-20):

Scored in every game of her sophomore campaign, averaging 6.4 points per game ... shot 49.7 percent from the field, ranking third among Orange shooters ... recorded a season-high 14 points versus Maryland Eastern Shore ... tallied a season-high eight rebounds versus Princeton in the Cancun Challenge ... ranked third on the team in blocks (30), including a season-high three at Florida State ... recorded a season-best two steals at Louisville.

As a Freshman at Syracuse (2018-19):

Named to the ACC All-Freshman Team by the Blue Ribbon Panel ... played in every game and had a season-high 36 minutes against North Carolina ... averaged 6.7 points a game and 5.4 rebounds ... season-high 11 rebounds against Virginia Tech ... scored a season-high of 18 points against Coastal Carolina and pulled in eight boards for a career-outing shooting 63.6 percent (7-for-11) from the field ... in her college debut, had a career-high with 10 rebounds against Stony Brook.

Prep:

A five-star recruit, named the No. 41 player in her class by espnW HoopGurlz ... ranked the fifth-best post player in the Class of 2017 by espnW HoopGurlz ... 2017 American Family Insurance All-USA Today Massachusetts Girls Basketball First Team honoree ... recognized by The Boston Globe as one of the Boston area's top student-athletes in 2016-17 ... as a senior, averaged 16.8 points, 14.5 rebounds and 5.5 blocks per game at Noble & Greenough ... led team to the Independent School League title and New England Preparatory Schools Athletic Council (NEPSAC) semifinals ... as a junior, led her club to the NEPSAC Class A title ... played for the New England Crusaders on the AAU circuit ... also played volleyball.

Career Highs

Points	18
vs. Coastal Carolina (12-17-17)	
Rebounds	11
Virginia Tech (2-1-18)	
Assists	2
Pittsburgh (1-21-18)	
Florida State (1-7-18)	
Blocks	4
Florida State (1-2-20)	
Steals	2
five times - most recent	
vs. West Virginia (12-22-19)	
Field Goals Made	7
vs. Coastal Carolina (12-17-17)	
Field Goals Attempted	11
three times - most recent	
UMES (12-5-18)	
Field Goal Percentage	1.000 (4-4)
three times - most recent	
vs. Florida State (3-5-21)	
Free Throws Made	5
UMES (11-16-17)	
Free Throw Percentage	1.000 (3-3)
Florida State (1-7-18)	

2020-21 - Senior Year (Syracuse)

	Min	FG-A	3G-A	FT-A	OR/TOT	PFA	T	B	S	PTS	
at Stony Brook [^]	21	2-4	0-0	0-0	0/4	3	0	2	1	0	4
Lincoln (PA)	13	3-6	0-0	0-2	3/6	2	0	2	3	0	6
Penn State	22	4-6	0-0	2-4	2/9	0	0	1	0	0	10
at Miami	17	3-4	0-0	0-2	0/3	0	0	2	2	0	6
at UNC	11	0-1	0-0	0-4	0/1	2	0	0	1	0	0
at Boston Col.	9	1-2	0-0	0-0	2/2	0	0	1	0	0	2
Miami		DNP									
North Carolina		DNP									
at Louisville		DNP									
at Clemson		DNP									
Pittsburgh	5	1-2	0-0	0-0	0/1	1	0	1	0	0	2
Notre Dame		DNP									
at Georgia Tech	3	1-1	0-0	0-0	0/0	0	0	0	0	0	2
Wake Forest	7	1-3	0-0	0-0	2/5	2	0	1	0	0	2
at Pittsburgh	3	0-0	0-0	0-0	0/0	0	0	0	0	0	0
at Florida State	4	1-3	0-0	0-0	1/1	0	0	0	0	0	2
at Virginia Tech	4	0-0	0-0	0-0	1/1	0	1	0	0	0	0
Boston College	6	0-0	0-0	0-0	0/1	1	0	1	0	0	0
N.C. State	5	0-1	0-0	0-0	0/1	1	0	0	0	0	0
vs. Boston Col.	27	5-7	0-0	2-3	1/5	2	0	1	0	0	12
vs. Florida St.	14	4-4	0-0	0-0	1/4	0	0	0	1	1	8
vs. Louisville	13	1-3	0-0	1-2	2/4	0	0	0	0	0	3
vs. SDSU	8	0-3	0-0	2-2	2/4	1	0	0	2	0	2
vs. Connecticut	15	0-5	0-0	3-4	1/3	2	1	1	0	0	3

[^] Denotes Game Started

2019-20 - Junior Year (Syracuse)

	Min	FG-A	3G-A	FT-A	OR/TOT	PFA	T	B	S	PTS	
Ohio [^]	23	4-10	0-0	1-2	3/10	2	0	1	2	0	9
UMES [^]	18	1-3	0-0	1-2	3/5	2	0	2	0	1	3
Albany [^]	13	1-4	0-0	1-1	2/4	0	0	1	0	0	3
Oregon [^]	11	0-2	0-0	0-0	2/4	1	0	1	0	0	0
vs. Houston [^]	13	5-6	0-0	1-2	1/3	2	0	1	1	0	11
vs. Stanford [^]	12	1-2	0-0	0-0	0/0	3	0	1	0	0	2
vs. Green Bay [^]	25	1-1	0-0	3-8	4/6	3	0	0	0	0	5
at Michigan [^]	20	5-6	0-0	1-1	3/7	1	0	0	1	0	11
UMBC [^]	23	6-8	0-0	1-3	3/7	1	0	1	1	0	13
vs. Mich. State [^]	15	2-6	0-0	0-0	2/4	5	0	3	3	0	4
vs. W. Virginia [^]	27	5-8	0-0	0-0	5/8	2	0	1	3	2	10
at Louisville [^]	24	2-5	0-0	0-0	2/8	2	0	3	1	0	4
Florida State [^]	27	3-7	0-0	3-5	3/10	3	0	1	4	0	9
Notre Dame [^]	18	2-4	0-0	2-2	3/3	2	0	0	1	0	6
at Miami [^]	18	0-5	0-0	0-0	1/2	2	0	1	0	0	0
Georgia Tech [^]	16	3-5	0-0	0-2	2/4	1	0	2	1	0	6
at Pittsburgh [^]	19	3-8	0-0	0-0	4/6	3	1	0	0	0	6
Duke [^]	15	2-4	0-0	0-0	1/3	3	0	0	0	0	4
at Wake Forest [^]	22	2-6	0-0	0-0	1/7	2	0	2	1	1	4
Virginia Tech [^]	22	6-9	0-0	1-2	0/1	1	0	2	3	0	13
at Virginia [^]	16	3-6	0-0	0-0	0/2	1	0	0	1	1	6
at Boston Col. [^]	14	5-7	0-0	2-2	3/4	4	0	0	0	0	12
Louisville [^]	19	4-5	0-0	0-2	1/5	2	0	1	1	0	8
at UNC [^]	17	0-2	0-0	1-2	0/2	2	0	1	2	0	1
Pittsburgh [^]	17	1-4	0-0	0-0	1/4	4	0	2	2	0	2
Clemson [^]	22	5-7	0-0	1-2	5/9	1	1	2	2	1	11
at Notre Dame [^]	20	2-2	0-0	0-0	5/9	1	0	2	0	1	4
at N.C. State [^]	16	2-7	0-0	0-0	1/5	2	0	0	0	0	4
Boston College [^]	17	3-4	0-0	2-2	1/1	3	1	0	0	0	8
vs. Virginia [^]	20	6-9	0-0	3-4	2/4	3	0	0	1	1	15
vs. Louisville [^]	19	3-7	0-0	1-1	2/4	0	0	1	1	0	7

[^] Denotes Game Started

2018-19 - Sophomore Year (Syracuse)

	Min	FG-A	3G-A	FT-A	OR/TOT	PFA	T	B	S	PTS	
North Dakota [^]	14	2-7	0-0	3-4	4/6	2	0	4	1	0	7
at Oregon [^]	17	5-6	0-0	1-2	2/6	1	0	0	0	0	11
Texas A&M [^]	10	2-6	0-0	0-0	1/1	0	0	0	0	0	4
Bucknell [^]	15	1-4	0-0	2-2	2/3	2	0	2	0	2	4
vs. Kansas St. [^]	5	2-2	0-0	0-0	0/1	2	0	2	1	0	4
vs. Princeton [^]	21	5-11	0-0	2-2	4/8	2	0	2	2	0	12
vs. DePaul [^]	16	4-5	0-0	0-0	1/3	3	1	1	0	0	8
at Minnesota [^]	14	4-5	0-0	0-0	0/1	3	0	0	0	1	8
Towson [^]	16	0-4	0-0	1-2	1/4	1	1	0	2	1	1
UMES [^]	19	6-11	0-0	2-3	3/6	1	0	1	0	1	14
Niagara [^]	19	5-8	0-0	1-1	0/2	0	0	0	0	0	11
vs. Duquesne [^]	17	5-6	0-0	0-2	1/3	4	0	3	1	0	10
vs. UCF [^]	13	1-2	0-0	0-0	0/3	3	0	1	1	0	2
at Clemson [^]	15	2-3	0-0	0-0	2/4	2	0	0	2	1	4
at Virginia Tech [^]	21	4-5	0-0	1-2	0/1	1	0	2	0	0	9
North Carolina [^]	18	3-8	0-0	2-2	3/7	5	0	2	1	0	8
at Pittsburgh [^]	16	1-2	0-0	0-0	0/3	1	0	3	2	1	2
at Ga. Tech [^]	11	0-1	0-0	2-2	0/1	3	0	1	2	0	2
Miami [^]	12	2-5	0-0	0-0	0/1	3	0	0	0	0	4
at Duke [^]	17	3-7	0-0	2-3	2/4	1	0	4	0	0	8
Virginia [^]	11	2-4	0-0	2-2	2/3	2	1	0	1	0	6
at Louisville [^]	15	4-4	0-0	0-1	2/3	0	0	2	1	2	8
Boston College [^]	11	3-4	0-0	2-3	1/3	2	0	0	0	0	8
N.C. State [^]	17	2-7	0-0	2-3	1/6	3	0	2	2	0	6
Wake Forest [^]	15	2-5	0-0	1-2	2/4	2	0	2	1	0	5
Pittsburgh [^]	12	2-5	0-0	1-2	3/5	3	0	3	1	0	5
Notre Dame [^]	11	1-5	0-0	1-2	2/3	0	0	1	0	0	3
at Florida State [^]	11	2-3	0-0	2-3	0/0	3	0	2	3	0	6
at Boston Col. [^]	15	4-4	0-0	0-0	0/2	2	0	3	1	0	8
vs. Virginia [^]	15	2-6	0-0	0-0	2/6	1	0	3	1	0	4
vs. Miami [^]	22	1-4	0-0	2-4	2/3	5	0	1	0	0	4
vs. Notre Dame [^]	25	4-10	0-0	1-2	4/7	3	0	2	1	0	9
Fordham [^]	19	2-8	0-0	1-2	2/4	1	0	0	2	1	5
SDSU [^]	14	3-6	0-0	0-0	1/4	1	0	1	0	0	6

[^] Denotes Game Started

2017-18 - Freshman Year (Syracuse)

	Min	FG-A	3G-A	FT-A	OR/TOT	PFA	T	B	S	PTS	
Morgan State [^]	18	4-7	0-0	4-8	3/4	2	0	1	1	0	12
UMES [^]	30	3-4	0-0	5-7	4/6	1	0	3	2	2	11
Hartford [^]	13	1-2	0-0	1-2	1/2	4	0	1	1	1	3
vs. Wisconsin [^]	19	1-3	0-0	0-0	1/3	0	0	0	1	0	2
vs. Vanderbilt [^]	19	5-6	0-0	1-2	3/7	3	0	1	0	0	11
at G. Wash. [^]	15	1-2	0-0	0-0	1/6	3	1	0	0	0	2
Northwestern [^]	16	1-4	0-0	0-1	0/1	1	0	2	0	0	2
Stony Brook [^]	30	2-5	0-0	3-4	3/10	2	0	2	1	0	7
Colgate [^]	21	2-3	0-0	0-0	2/6	2	0	1	1	0	4
Drexel [^]	18	0-2	0-0	0-0	0/4	1	0	1	0	0	0
vs. C. Carolina [^]	31	7-11	0-0	4-9	5/8	4	0	1	0	0	18
vs. Miss. State [^]	30	2-3	0-0	1-4	2/7	4	1	0	0	0	5
at UNLV [^]	25	3-9	0-0	0-0	3/6	3	1	0	0	0	6
at Notre Dame [^]	25	2-5	0-0	1-2	1/4	4	0	2	0	0	5
at Virginia [^]	32	3-6	0-0	1-2	1/3	2	1	3	2	1	7
Georgia Tech [^]	15	2-4	0-0	0-0	2/5	5	0	0	2	0	4
Florida State [^]	33	3-5	0-0	3-3	1/5	1	2	4	0	0	9
at N.C. State [^]	23	3-4	0-0	0-1	1/5	2	0	1	0	0	6
at Miami [^]	28	5-6	0-0	1-3	1/3	1	0	1	3	0	11
Pittsburgh [^]	32	6-10	0-0	2-3	3/8	3	2	0	0	0	14
Clemson [^]	22	4-5	0-0	1-2	3/8	4	0	2	2	1	9
at Boston Col. [^]	28	5-10	0-0	1-1	2/6	2	0	2	0	1	11
Virginia Tech [^]	21	3-7	0-0	1-2	5/11	5	0	0	0	0	7
Louisville [^]	31	3-8	0-0	3-4	1/5	2	0	1	2	0	9
at Wake Forest [^]	20	1-6	0-0	3-4	1/3	2	0	4	1	1	5
Duke [^]	29	2-7	0-0	1-2	2/5	1	0	2	3	1	5
at Pittsburgh [^]	28	1-3	0-0	0-0	0/8	2	0	0	1	2	2
at UNC [^]	36	1-3	0-0	3-4	2/4	1	1	0	1	0	5
Boston College [^]	32	3-7	0-0	0-0	2/7	2	0	3	1	0	6
vs. Vir. Tech [^]	16	1-3	0-0	2-2	0/3	3	0	3	0	0	4
vs. Okla. State [^]	28	3-5	0-0	0-0	3/4	5	0	0	2	0	6

[^] Denotes Game Started



Career Statistics (at Syracuse)

YEAR	G-GS	MIN-AVG	FG-FGA	PCT	3P-3PA	PCT	FT-FTA	PCT	REB	AVG	PF-FO	AST	TO	BS	ST	PTS	AVG
2017-18	31-30	764/24.6	83-165	.503	0-0	.000	42-72	.583	167	5.4	77-3	9	41	27	10	208	6.7
2018-19	34-34	513/15.3	91-183	.497	0-0	.000	34-53	.642	121	3.6	68-2	3	49	30	10	216	6.4
2019-20	31-31	578/18.6	88-169	.521	0-0	.000	25-45	.556	151	4.9	64-1	3	32	32	8	201	6.5
2020-21	19-1	205/10.8	27-55	.491	0-0	.000	10-23	.435	55	2.9	17-0	2	13	10	1	64	3.4
Career	115-96	2060/17.9	289-572	.505	0-0	.000	111-193	.575	494	4.3	226-6	17	135	99	29	689	6.0

Career ACC Regular Season Statistics

YEAR	G-GS	MIN-AVG	FG-FGA	PCT	3P-3PA	PCT	FT-FTA	PCT	REB	AVG	PF-FO	AST	TO	BS	ST	PTS	AVG
2017-18	16-16	435/27.2	47-96	.490	0-0	.000	21-33	.636	90	5.6	39-2	6	25	18	7	115	7.2
2018-19	16-16	228/14.3	37-72	.514	0-0	.000	18-27	.667	50	3.1	33-1	1	27	17	4	92	5.8
2019-20	18-18	337/18.7	48-97	.495	0-0	.000	12-21	.571	85	4.7	39-0	3	19	19	4	108	6.0
2020-21	11-0	73/6.6	8-17	.471	0-0	.000	0-6	.000	16	1.5	7-0	1	6	3	0	16	1.5
Career	61-50	1073/17.6	140-282	.496	0-0	.000	51-87	.586	241	4.0	118-3	11	77	57	15	331	5.4

Career ACC Tournament Statistics

YEAR	G-GS	MIN-AVG	FG-FGA	PCT	3P-3PA	PCT	FT-FTA	PCT	REB	AVG	PF-FO	AST	TO	BS	ST	PTS	AVG
2017-18	1-1	16/16.0	1-3	.333	0-0	.000	2-2	1.000	3	3.0	3-0	0	3	0	0	4	4.0
2018-19	3-3	62/20.7	7-20	.350	0-0	.000	3-6	.500	16	5.3	9-1	0	5	3	0	17	5.7
2019-20	2-2	40/20.0	9-16	.563	0-0	.000	4-5	.800	8	4.0	3-0	0	1	2	1	22	11.0
2020-21	3-0	54/18.0	10-14	.714	0-0	.000	3-5	.600	13	4.3	2-0	0	1	1	1	23	7.7
Career	9-6	172/19.1	27-53	.509	0-0	.000	12-18	.667	40	4.4	17-1	0	10	6	2	66	7.3

Career NCAA Tournament Statistics

YEAR	G-GS	MIN-AVG	FG-FGA	PCT	3P-3PA	PCT	FT-FTA	PCT	REB	AVG	PF-FO	AST	TO	BS	ST	PTS	AVG
2017-18	1-1	28/28.0	3-5	.600	0-0	.000	0-0	.000	4	4.0	5-1	0	0	2	0	6	6.0
2018-19	2-2	33/16.5	5-14	.357	0-0	.000	1-2	.500	8	4.0	2-0	0	1	2	1	11	5.5
2019-20	N/A (NCAA Tournament canceled due to COVID-19)																
2020-21	2-0	24/12.0	0-8	.000	0-0	.000	5-6	.833	7	3.5	3-0	1	1	2	0	5	2.5
Career	5-3	85/17.0	8-27	.296	0-0	.000	6-8	.750	19	3.8	10-1	1	2	6	1	22	4.4

Career Statistics Versus Ranked Opponents

YEAR	G-GS	MIN-AVG	FG-FGA	PCT	3P-3PA	PCT	FT-FTA	PCT	REB	AVG	PF-FO	AST	TO	BS	ST	PTS	AVG
2017-18	5-5	148/29.6	12-28	.429	0-0	.000	9-15	.600	26	5.2	12-0	3	9	5	1	33	6.6
2018-19	12-12	191/15.9	35-65	.538	0-0	.000	10-19	.526	35	2.9	25-1	1	12	8	3	80	6.7
2019-20	10-10	190/19.0	27-55	.491	0-0	.000	5-9	.556	55	5.5	21-1	0	12	14	2	59	5.9
2020-21	4-0	41/10.3	1-12	.083	0-0	.000	6-8	.750	12	3.0	4-0	1	1	2	0	8	2.0
Career	31-27	570/18.4	75-160	.469	0-0	.000	30-51	.588	128	4.1	62-2	5	34	29	6	180	5.8



Lexi Gordon
6-0 ■ Graduate Student ■ G ■ #34
Fort Worth, Texas
(Texas Tech)

Personal:

Full name is Lexi Hope Gordon ... born on June 7, 1999 in Fort Worth, Texas ... daughter of Myron and Kim Gordon ... has one brother, Deuce (2), and one sister, Myra (20) ... her grandfather, Gary Altman, coached basketball at Bettendorf High School and Black Hawk College ... received a degree in university studies at Texas Tech in May of 2021 ... attending the Duke Fuqua School of Business in 2021-22.

Career Honors:

First Team Academic All-Big 12 (2019-20)
 Jordan Brand All-American (2017)

At Texas Tech (2019-20, 2020-21):

Appeared in 48 games, with 45 starts over two seasons.

As a Senior at Texas Tech (2020-21):

Started all 25 contests for Texas Tech, averaging 15.7 points, 4.8 rebounds, 1.5 assists and 0.7 steals ... posted nine games with 20+ points, including a season-high 28 points against Incarnate Word ... collected two double-doubles versus Southern and TCU ... drained 47 three-pointers and hit 80.2 percent from the charity stripe ... ranked 14th in the Big 12 in scoring, tied for sixth in 3-point field goals per game (1.9), seventh in free throw percentage and eighth in minutes played (34.7) ... made at least one 3-pointer in 23-of-25 contests ... averaged 19.0 points per game over her final five games of the season ... notched 23 points on the road at Iowa State.

As a Junior at Texas Tech (2019-20):

Appeared in 23 games for the Lady Raiders after sitting out the first six games of the season due to NCAA transfer rules ... made 20 starts and averaged 13.0 points, 6.2 rebounds and 2.0 assists per game — all career highs ... was a sharpshooter for the Lady Raiders, finishing second on the team in three pointers (46) and three-point field goal efficiency (36.5) ... recorded 14 double-digit games, three games of 20-or-more points and two 30-plus point games ... had 16 games with five or more rebounds and three double-digit rebounding games ... recorded three double-doubles on the season ... led Texas Tech in scoring and rebounding five times each ... finished fifth in the Big 12 in three-point field goals per game on two attempts ... was among an elite list of five Big 12 players averaging 12+ points, 6+ rebounds and 2+ assists, with that group also including Lauren Cox (Baylor), Lauren Heard (TCU), Joyner Holmes (Texas) and Peyton Williams (Kansas State) ... was one of three Big 12 players with multiple 30-point games in 2019-20 ... named to the Academic All-Big 12 First Team.

At UConn (2017-18, 2018-19):

Appeared in 29 contests over a season and a half with the Huskies.

Prep:

A four-year letterwinner for L.D. Bell High School in Hurst, Texas ... averaged 24.7 points and 9.5 rebounds per game during her senior season and is the all-time scorer with more than 2,000 points ... coming out of high school, Gordon was a 5-star recruit and the 11th-ranked player in the country ... was a candidate for the 2015 Under-16 United States national team and the 2016 Under-17 United States national team.

Career Highs

Points	31
UTSA (12-29-19)	
Rebounds	15
at TCU (1-8-20)	
Assists	7
Incarnate Word (12-29-20)	
Blocks	2
Southern (12-21-20)	
Steals	5
vs. Kansas State (3-11-21)	
Field Goals Made	12
UTSA (12-29-19)	
Field Goals Attempted	20
three times - most recent	
vs. Kansas State (3-11-21)	
Field Goal Percentage	0.750 (12-16)
UTSA (12-29-19)	
Free Throws Made	11
TCU (3-1-20)	
Free Throw Percentage	1.000 (7-7)
at Iowa State (2-6-21)	
Three-Point Field Goals Made	6
at Oklahoma (3-7-20)	
Three-Point Field Goals Attempted	12
TCU (3-1-20)	

2020-21 - Senior Year (Texas Tech)

	Min	FG-A	3G-A	FT-A	OR/TOT	PF	A	T	B	S	PTS
UTRGV [^]	35	8-16	1-4	1-2	2/7	2	2	2	0	0	18
Houston Bapt. [^]	33	3-16	0-3	3-4	3/8	1	1	1	1	0	9
Rice [^]	36	7-17	4-10	3-4	1/4	0	0	1	0	0	21
Angelo State [^]	25	6-10	2-5	0-0	1/6	0	3	0	0	1	14
at Baylor [^]	40	3-14	1-6	1-1	0/1	2	0	2	0	3	8
TCU [^]	40	8-18	1-7	7-8	1/6	3	1	3	0	0	24
Southern [^]	26	7-11	3-5	8-14	2/11	0	1	1	2	2	25
Incarinate Word [^]	28	11-16	5-7	1-1	2/8	1	7	4	0	1	28
at Okla. State [^]	39	4-20	3-7	1-2	2/4	1	1	3	0	0	12
Oklahoma [^]	37	9-15	2-7	2-3	0/4	2	3	2	0	2	22
Iowa State [^]	39	7-17	2-8	7-9	1/2	1	1	2	0	1	23
at W. Virginia [^]	29	2-9	1-6	6-6	1/2	4	2	2	0	0	11
Texas [^]	36	3-11	1-5	7-8	2/5	2	3	4	0	0	14
at Kansas [^]	35	4-14	2-6	5-8	1/4	0	1	0	0	1	15
at TCU [^]	38	5-20	1-10	2-2	2/10	3	2	1	0	0	13
West Virginia [^]	37	4-14	1-6	2-2	0/8	2	0	1	0	0	11
at Texas [^]	34	1-7	0-3	2-2	0/3	2	3	1	1	0	4
Kansas State [^]	28	1-13	0-6	0-0	1/6	1	1	2	1	0	2
at Iowa State [^]	36	7-16	2-5	7-7	0/5	3	2	3	1	0	23
Baylor [^]	32	0-5	0-3	6-6	0/2	2	0	1	0	1	6
Okla. State [^]	37	6-15	5-9	4-4	1/3	1	0	5	0	0	21
Kansas [^]	41	5-14	3-5	1-2	0/3	2	1	3	0	0	14
at Kansas St. [^]	31	4-14	2-10	2-2	0/4	1	1	2	0	0	12
at Oklahoma [^]	37	10-19	3-7	0-0	0/2	1	1	1	0	1	23
vs. Kansas St. [^]	38	7-20	2-9	3-4	1/3	1	0	2	1	5	19

[^] Denotes Game Started

2019-20 - Junior Year (Texas Tech)

	Min	FG-A	3G-A	FT-A	OR/TOT	PF	A	T	B	S	PTS
Sam Houston St.											DNP
Florida A&M											DNP
Northwestern St.											DNP
vs. IPFW											DNP
at San Diego											DNP
Ole Miss											DNP
Houston Bapt.	17	2-6	1-2	1-2	1/4	1	0	2	0	1	6
Prairie View [^]	30	4-7	4-5	4-4	0/5	5	2	1	1	2	16
Ark.-Pine Bluff [^]	28	2-6	1-5	0-0	0/6	2	1	3	1	2	5
La.-Monroe	23	2-7	0-3	7-8	1/5	1	1	1	1	1	11
UTSA	28	12-16	3-4	4-4	3/12	2	5	2	0	1	31
Iowa State [^]	36	6-12	3-4	3-4	2/5	1	6	2	0	2	18
at TCU [^]	40	6-14	0-3	3-4	3/15	0	2	5	0	1	15
Kansas State [^]	31	6-14	1-7	0-0	3/4	4	1	2	0	0	13
at Texas [^]	36	2-9	0-4	1-2	2/4	4	2	1	0	1	5
at Kansas [^]	38	5-12	2-6	0-0	1/8	2	1	3	0	0	12
Oklahoma [^]	27	2-6	1-3	0-0	2/7	4	1	2	0	2	5
at Baylor [^]	40	5-11	4-10	4-5	1/5	3	2	2	0	1	18
Okla. State [^]	20	2-6	2-3	1-2	1/7	2	0	3	1	0	7
at Kansas St. [^]	20	1-7	0-2	0-0	0/2	4	1	2	1	2	2
Texas [^]	26	2-7	2-7	0-0	0/5	4	4	4	0	0	6
Kansas [^]	35	8-18	1-8	2-2	0/9	3	6	0	1	0	19
at W. Virginia [^]	11	0-4	0-3	0-0	0/3	2	1	0	0	0	0
Baylor [^]	34	6-12	3-5	2-2	2/4	2	4	0	0	0	17
at Iowa State [^]	27	6-13	4-8	0-0	1/3	4	2	5	1	0	16
at Okla. State [^]	27	6-14	2-6	1-1	4/7	5	1	1	0	0	15
TCU [^]	39	7-17	5-12	11-12	1/11	1	0	3	0	2	30
West Virginia [^]	39	3-12	1-6	2-3	1/5	1	2	4	1	3	9
at Oklahoma [^]	27	8-13	6-10	0-0	1/6	2	1	2	0	0	22

[^] Denotes Game Started

2018-19 - Sophomore Year (Connecticut)

	Min	FG-A	3G-A	FT-A	OR/TOT	PF	A	T	B	S	PTS
Ohio State	11	0-2	0-2	1-2	0/0	0	0	0	0	0	1
vs. Vanderbilt	0+	0-0	0-0	0-0	0/0	0	0	0	0	0	0
vs. Ole Miss	3	0-1	0-1	0-0	0/0	1	0	0	0	0	0
vs. St. John's											DNP
vs. Purdue	3	0-1	0-1	0-0	0/0	0	0	0	0	0	0
DePaul											DNP
at Notre Dame											DNP
at Saint Louis											DNP

[^] Denotes Game Started

2017-18 - Freshman Year (Connecticut)

	Min	FG-A	3G-A	FT-A	OR/TOT	PF	A	T	B	S	PTS
vs. Stanford	1	0-0	0-0	0-0	0/1	0	0	0	0	0	0
California	2	0-1	0-1	0-2	0/0	0	0	0	0	0	0
Maryland	2	0-0	0-0	0-0	0/0	0	0	1	0	0	0
at UCLA											DNP
vs. Michigan St.	1	0-0	0-0	0-0	0/0	0	0	1	0	0	0
at Nevada											DNP
Notre Dame											DNP
at DePaul											DNP
vs. Oklahoma											DNP
vs. Duquesne	3	0-1	0-1	0-0	0/0	0	0	1	0	0	0
Memphis	2	0-1	0-1	0-0	2/3	0	0	0	0	0	0
at East Carolina	3	2-4	0-2	0-0	0/0	0	0	0	0	0	4
at South Florida	3	0-0	0-0	0-0	0/0	0	1	1	0	1	0
Central Florida											DNP
at Houston	5	1-2	1-1	0-0	1/2	0	0	0	0	0	3
at Texas											DNP
Tulsa	6	0-3	0-2	0-0	1/1	0	0	0	0	0	0
at Temple	6	0-0	0-0	0-0	0/0	0	0	2	0	0	0
at Memphis	2	0-0	0-0	0-0	0/0	0	0	0	0	0	0
Tulane	6	0-0	0-0	0-0	0/0	2	0	1	0	0	0
at South Car.	1	0-1	0-0	0-0	0/0	0	0	0	0	0	0
Cincinnati	10	0-4	0-2	0-0	0/0	1	1	0	0	0	0
at Central Florida											DNP
Wichita State	5	0-1	0-0	0-0	0/0	0	0	0	0	0	0
Louisville											DNP
Temple	4	0-1	0-1	0-0	0/0	0	0	1	0	0	0
at Tulane	4	0-0	0-0	0-0	0/0	0	0	1	0	0	0
at SMU	12	0-3	0-1	0-0	2/2	0	2	0	0	1	0
South Florida	1	0-0	0-0	0-0	0/0	0	0	0	0	0	0
vs. Tulane	1	0-0	0-0	0-0	0/0	0	0	0	0	0	0
vs. Cincinnati	4	1-2	0-0	0-0	0/0	0	0	0	0	1	2
vs. South Florida											DNP
St. Francis (PA)	10	1-4	0-3	0-0	0/3	0	2	0	0	0	2
Quinnipiac	2	0-1	0-0	0-0	0/1	0	0	0	0	0	0
vs. Duke											DNP
vs. South Car.	1	0-0	0-0	0-0	0/0	0	0	0	0	0	0
vs. Notre Dame											DNP

[^] Denotes Game Started



Career Statistics (at Texas Tech & UConn)

YEAR	G-GS	MIN-AVG	FG-FGA	PCT	3P-3PA	PCT	FT-FTA	PCT	REB	AVG	PF-FO	AST	TO	BS	ST	PTS	AVG
2017-18	25-0	97/3.9	5-29	.172	1-15	.067	0-2	.000	13	0.5	3-0	6	9	0	3	11	0.4
2018-19	4-0	10/2.4	0-5	.000	0-5	.000	1-2	.500	0	0.0	1-0	0	0	0	1	1	0.3
2019-20	23-20	679/29.5	103-243	.424	46-126	.365	46-55	.836	142	6.2	59-2	46	50	8	21	298	13.0
2020-21	25-25	868/34.7	132-361	.366	47-159	.296	81-101	.802	121	4.8	38-0	37	49	7	18	392	15.7
Career	77-45	1654/21.5	240-638	.376	94-305	.308	128-160	.800	276	3.6	101-2	89	108	15	43	702	9.1

Career AAC & Big 12 Regular Season Statistics

YEAR	G-GS	MIN-AVG	FG-FGA	PCT	3P-3PA	PCT	FT-FTA	PCT	REB	AVG	PF-FO	AST	TO	BS	ST	PTS	AVG
2017-18	14-0	69/4.9	3-19	.158	1-10	.100	0-0	.000	8	0.6	3-0	4	6	0	2	7	0.5
2018-19	N/A (mid-season transfer)																
2019-20	18-18	553/30.7	81-201	.403	37-107	.346	30-37	.811	110	6.1	48-1	37	41	5	14	229	12.7
2020-21	18-18	646/35.9	83-255	.325	30-116	.259	62-72	.861	74	4.1	33-0	23	38	3	9	258	14.3
Career	50-36	1268/25.4	167-475	.352	68-233	.292	92-109	.844	192	3.8	84-1	64	85	8	25	494	9.9

Career AAC & Big 12 Tournament Statistics

YEAR	G-GS	MIN-AVG	FG-FGA	PCT	3P-3PA	PCT	FT-FTA	PCT	REB	AVG	PF-FO	AST	TO	BS	ST	PTS	AVG
2017-18	2-0	5/2.5	1-2	.500	0-0	.000	0-0	.000	0	0.0	0-0	0	0	0	1	2	1.0
2018-19	N/A (mid-season transfer)																
2019-20	N/A (Big 12 Tournament canceled due to COVID-19)																
2020-21	1-1	38/38.0	7-20	.350	2-9	.222	3-4	.750	3	3.0	1-0	0	2	1	5	19	19.0
Career	3-1	43/14.3	8-22	.364	2-9	.222	3-4	.750	3	1.0	1-0	0	2	1	6	21	7.0

Career NCAA Tournament Statistics

YEAR	G-GS	MIN-AVG	FG-FGA	PCT	3P-3PA	PCT	FT-FTA	PCT	REB	AVG	PF-FO	AST	TO	BS	ST	PTS	AVG
2017-18	3-0	13/4.3	1-5	.200	0-3	.000	0-0	.000	4	1.3	0-0	2	0	0	0	2	0.7
2018-19	N/A (mid-season transfer)																
2019-20	N/A (NCAA Tournament canceled due to COVID-19)																
2020-21	N/A (Texas Tech did not qualify)																
Career	3-0	13/4.3	1-5	.200	0-3	.000	0-0	.000	4	1.3	0-0	2	0	0	0	2	0.7

Career Statistics Versus Ranked Opponents

YEAR	G-GS	MIN-AVG	FG-FGA	PCT	3P-3PA	PCT	FT-FTA	PCT	REB	AVG	PF-FO	AST	TO	BS	ST	PTS	AVG
2017-18	7-0	11/1.6	0-2	.000	0-1	.000	0-2	.000	1	0.1	0-0	1	2	0	1	0	0.0
2018-19	N/A (did not play vs. any ranked opponents/mid-season transfer)																
2019-20	3-3	113/37.7	18-40	.450	12-27	.444	17-19	.895	20	6.7	6-0	6	5	0	3	65	21.7
2020-21	5-5	179/35.8	11-51	.216	3-23	.130	18-19	.947	19	3.8	10-0	6	9	1	4	43	8.6
Career	15-8	303/20.2	29-93	.312	15-51	.294	35-40	.875	40	2.7	16-0	13	16	1	8	108	7.2



Emma Schmidt

5-9 ■ Graduate Student ■ G ■ #45

Waukee, Iowa
(TCU)

Career:

Walked on to the 2021-22 Duke squad in the fall of 2021.

As a Senior at TCU (2020-21):

Walked onto the team after serving three years as a men's basketball student manager ... saw action in five games ... made her collegiate debut against Incarnate Word ... registered first career rebound in the game against Central Arkansas ... would go onto total three rebounds on the season ... was named to the Academic All-Big 12 First Team.

Prep:

Played at Waukee High School under the direction of Chris and Sheri Guess ... was a 2017 IGCA Academic All-State Team selection.

Personal:

Full name is Emma Schmidt ... born on Dec. 21, 1998 in Waukee, Iowa. ... daughter of David Schmidt and Krista Deskin ... has one sister, Nyah (17) ... her father, David, played basketball at Drake University (1985-89) ... graduated from TCU with a B.S. in Mathematics with a concentration in Actuarial Science ... obtaining a Statistical Sciences Master's Degree at Duke.

Career Highs (at TCU)

Rebounds 2
Central Arkansas (11-28-20)

Field Goals Attempted 1
Oklahoma (2-24-21)
vs. Baylor (3-12-21)

Free Throws Attempted 2
Central Arkansas (11-28-20)

Three-Point Field Goals Attempted 1
Oklahoma (2-24-21)
vs. Baylor (3-12-21)

2020-21 - Senior Year (TCU)

	Min	FG-A	3G-A	FT-A	OR/TOT	PF	A	T	B	S	PTS
Inarnate Word	2	0-0	0-0	0-0	0-0	1	0	0	0	0	0
Central Ark.	1	0-0	0-0	0-2	0-2	0	0	0	0	0	0
Lamar	1	0-0	0-0	0-0	1-1	0	0	0	0	0	0
Oklahoma	1	0-1	0-1	0-0	0-0	0	0	0	0	0	0
vs. Baylor	2	0-1	0-1	0-0	0-0	0	0	0	0	0	0

**Career Statistics (at TCU)**

YEAR	G-GS	MIN-AVG	FG-FGA	PCT	3P-3PA	PCT	FT-FTA	PCT	REB	AVG	PF-FO	AST	TO	BS	ST	PTS	AVG
2020-21	5-0	8/1.5	0-2	.000	0-2	.000	0-2	.000	3	0.6	1-0	0	0	0	0	0	0.0
Career	5-0	8/1.5	0-2	.000	0-2	.000	0-2	.000	3	0.6	1-0	0	0	0	0	0	0.0

Career Big 12 Regular Season Statistics

YEAR	G-GS	MIN-AVG	FG-FGA	PCT	3P-3PA	PCT	FT-FTA	PCT	REB	AVG	PF-FO	AST	TO	BS	ST	PTS	AVG
2020-21	1-0	1/1.0	0-1	.000	0-1	.000	0-0	.000	0	0.0	0-0	0	0	0	0	0	0.0
Career	1-0	1/1.0	0-1	.000	0-1	.000	0-0	.000	0	0.0	0-0	0	0	0	0	0	0.0

Career Big 12 Tournament Statistics

YEAR	G-GS	MIN-AVG	FG-FGA	PCT	3P-3PA	PCT	FT-FTA	PCT	REB	AVG	PF-FO	AST	TO	BS	ST	PTS	AVG
2020-21	1-0	2	0-1	.000	0-1	.000	0-0	.000	0	0.0	0-0	0	0	0	0	0	0.0
Career	1-0	2	0-1	.000	0-1	.000	0-0	.000	0	0.0	0-0	0	0	0	0	0	0.0

Career NCAA Tournament Statistics

YEAR	G-GS	MIN-AVG	FG-FGA	PCT	3P-3PA	PCT	FT-FTA	PCT	REB	AVG	PF-FO	AST	TO	BS	ST	PTS	AVG
2020-21	DNP																

Career Statistics Versus Ranked Opponents

YEAR	G-GS	MIN-AVG	FG-FGA	PCT	3P-3PA	PCT	FT-FTA	PCT	REB	AVG	PF-FO	AST	TO	BS	ST	PTS	AVG
2020-21	1-0	2	0-1	.000	0-1	.000	0-0	.000	0	0.0	0-0	0	0	0	0	0	0.0
Career	1-0	2	0-1	.000	0-1	.000	0-0	.000	0	0.0	0-0	0	0	0	0	0	0.0



Jade Williams

6-5 ■ Graduate Student ■ F/C ■ #25
The Colony, Texas
(The Colony)

Career Honors:

Lisa Leslie Award Candidate (2020-21, 2019-20, 2018-19)
 All-ACC Freshman (2017-18)

Career:

Started 61-of-97 contests ... owns two double-doubles ... after hitting two three-pointers through her first 36 games, drained 10 as a junior.

As a Senior (2020-21):

2020-21 Lisa Leslie Award Candidate ... started all four contests, averaging 11.0 points, 9.0 rebounds, 4.5 assists, 1.0 steals and 1.0 blocked shots ... scored double-digits in three of the four games ... had a season-high 13 points to go along with nine rebounds and three blocked shots against second-ranked Louisville ... pulled down a career-high 15 rebounds, while also adding nine rebounds and a career-high eight assists versus Western Carolina ... hit 60.6 percent from the field ... season was cut short as Duke opted out of the 2020-21 campaign due to COVID-19, after only four contests.

As a Junior (2019-20):

Lisa Leslie Award candidate for top center ... started 26-of-30 contests, including the final 14 games of the season ... averaged 7.3 points, 4.3 rebounds, 1.7 assists and 1.3 steals ... blocked 25 shots ... notched double-figure scoring in 11 contests, including six out of the last nine games ... pulled down a season-high 10 rebounds at North Carolina to conclude the regular season ... for the first time in her career, totaled five straight games with double-figure scoring in ACC action ... scored a season-high 16 points at Miami as she hit 7-of-10 field goals ... drained a career-best 10 three-pointers ... hit 2-of-4 treys in the season opener against High Point.

As a Sophomore (2018-19):

Started 23-of-30 contests on the season ... listed on the Lisa Leslie Award pre-season watch list for the top center in NCAA Division I ... averaged 8.4 points and 5.4 rebounds ... posted double-digit scoring 11 times, including six out of the last 11 contests ... swatted 20 shots ... drained 2-of-5 three-pointers, the first of her career ... notched two double-doubles against FGCU (17 points, 11 rebounds) and North Carolina (15 points, 13 rebounds) ... collected a career-high 17 points on three different occasions -- Wake Forest twice and FGCU) ... swatted three shots versus Pittsburgh ... pulled down a career-high 13 rebounds to conclude the regular season against North Carolina ... dished a career-high six assists at North Carolina ... had 15 points, eight rebounds, three assists, three steals and three blocks against Pittsburgh ... was one of only three players in the ACC to notch 15-8-3-3-3 in a game in 2018-19 (Brianna Turner of Notre Dame, Emily Engstler of Syracuse).

As a Freshman (2017-18):

All-ACC Freshman Team selection ... started eight of 33 games played as a freshman ... averaged 4.0 points, 3.0 rebounds and 1.2 blocks ... had a breakout game against Georgia Tech with a career-high 16 points, career-high six blocks and career-high eight rebounds, while hitting 7-of-8 field goals ... played a career-high 31 minutes versus the Yellow Jackets ... hit 52.3 percent from the field for the year ... blocked 40 shots on the season, which ranked tied fourth on Duke's freshman charts ... ranked tied 11th in the ACC with a 1.2 blocks per game average ... in ACC games only, averaged 1.7 blocks to rank tied for fourth ... had seven second half points against top-ranked Connecticut in the NCAA Regional Semifinal ... notched eight points and seven rebounds versus ninth-ranked Florida State.

2015 USA Basketball U16 National Team:

Totaled a 4-1 record and the bronze medal in Puebla, Mexico ... started four of five games, averaging 7.8 points and 6.8 rebounds ... hit 47.0 percent from the field ... had 12 rebounds and 11 points against Mexico to aid the U.S. team to the bronze medal.

High School/AAU:

Competed in both the McDonald's All-America and Jordan Brand Classic all-star contests ... totaled a game-high 13 rebounds and eight points in 17 minutes during the Jordan Brand Classic ... collected eight points and four rebounds in 10 minutes at the McDonald's All-America game ... ranked No. 13 in the class by HoopGurlz and Girls Basketball Report, while also ranking No. 13 (Blue Star Report), No. 15 (Prospects Nation) and No. 21 (All-Star Girls Report) ... averaged 14.2 points, 8.4 rebounds, 2.4 blocks, 1.5 steals and 1.3 assists as a senior at The Colony H.S. ... District MVP ... TABC All-Region and All-State ... earned TGCA & TABC All-State Academic honors ... Academic All-District 14-5A ... participated in the 2016 USA Basketball U-17 World Championship team trials ... a 2015 and 2016 Texas Association of Private and Parochial Schools, 5A All-State first team ... received All-State TAPPS as a sophomore and junior ... led Prestonwood to a state runner-up finish in TAPPS 5A as a junior ... competed at Prestonwood Christian Academy as a sophomore and junior ... All-State selection as a freshman ... averaged 14.9 points, 7.1 rebounds and 3.8 blocks in 32 games.

Personal:

Full name is Jade Shirlynn Williams ... born on Aug. 17, 1999 in Dallas, Texas ... daughter of Marvin and Kelly Williams ... has two brothers, Tre' (20) and Lance (12), along with two sisters, Rayna (14) and Chyann (23) ... her brother, Tre', is a junior on the Oregon State men's basketball squad in 2021-22 ... graduated from Duke in May of 2021 with a degree in psychology, while obtaining a markets and management certificate ... attending the Duke Fuqua School of Business in 2021-22.

2020-21 - Senior Year

	Min	FG-A	3G-A	FT-A	OR/TOT	PF	A	T	B	S	PTS
Longwood [^]	21	6-8	0-0	0-0	2/5	3	6	3	0	2	12
W. Carolina [^]	29	3-7	0-0	3-6	10/15	1	8	3	0	2	9
East Carolina [^]	30	5-8	0-0	0-0	2/7	2	3	3	1	0	10
Louisville [^]	36	6-10	0-0	1-4	6/9	2	1	2	3	0	13

[^] Denotes Game Started

2019-20 - Junior Year

	Min	FG-A	3G-A	FT-A	OR/TOT	PF	A	T	B	S	PTS
High Point [^]	15	5-9	2-4	0-0	4-5	4	0	1	0	1	12
at Texas A&M [^]	26	3-9	1-2	1-2	1-2	3	2	4	0	1	8
at UNLV [^]	23	1-3	0-1	1-2	1-3	3	2	2	0	1	3
Northwestern [^]	30	5-10	0-1	1-3	5-6	2	0	3	1	0	11
Idaho State [^]	27	2-3	0-0	0-0	2-7	3	4	1	1	2	4
Troy [^]	13	2-3	0-1	2-4	0-2	4	0	4	1	2	6
Davidson [^]	27	5-8	2-2	0-0	1-4	0	3	1	1	0	12
Penn [^]	34	1-4	0-1	1-1	3-6	0	1	0	0	1	3
at Nebraska	23	3-7	0-3	1-2	1-2	3	2	1	0	1	7
Boston Col.	24	3-3	0-0	0-0	2-3	2	5	6	1	2	6
at South Car.	27	3-4	1-1	0-2	0-1	4	2	5	2	1	7
at FGCU [^]	28	3-6	0-0	2-2	1-4	2	1	3	0	0	8
Wake Forest [^]	36	5-10	0-1	1-2	5-7	2	1	2	0	1	11
at Louisville [^]	31	3-7	0-1	0-0	1-5	2	1	2	0	0	6
at Virginia [^]	16	0-0	0-0	0-2	1-2	2	0	6	0	1	0
Virginia Tech	34	5-10	1-3	0-0	3-7	0	2	1	2	5	11
Notre Dame [^]	35	0-3	0-0	2-4	2-7	3	1	3	1	2	2
at Clemson [^]	30	2-3	0-1	0-0	0-2	4	3	3	2	2	4
at Syracuse [^]	22	3-4	0-1	2-2	1-6	4	0	4	2	4	8
Ga. Tech [^]	35	3-6	0-0	0-0	0-3	0	3	3	2	2	6
N.C. State [^]	30	2-4	1-1	0-0	3-6	5	1	3	1	1	5
North Carolina [^]	35	5-9	0-2	0-0	2-4	3	3	3	1	0	10
at Miami [^]	37	7-10	1-2	1-2	0-2	1	1	2	2	2	16
at Pittsburgh [^]	28	5-10	0-4	0-0	2-3	2	2	2	1	2	10
Florida State [^]	29	5-8	0-0	0-0	1-3	3	4	6	1	0	10
Virginia [^]	33	5-6	1-1	0-0	1-5	1	2	1	2	1	11
at N.C. State [^]	38	2-6	0-1	0-0	2-4	2	3	2	0	0	4
at Va. Tech [^]	20	2-4	0-0	0-2	2-4	5	0	0	0	1	4
at UNC [^]	27	1-7	0-0	0-0	2-10	1	0	3	1	0	2
vs. Boston Col.	36	6-7	0-0	0-0	4-5	3	3	0	0	4	12

[^] Denotes Game Started

Career Highs

Points	17
three times - most recent at Wake Forest (2-24-19)	
Rebounds	15
Western Carolina (11-29-20)	
Assists	8
Western Carolina (11-29-20)	
Blocks	6
Georgia Tech (2-1-18)	
Steals	5
Virginia Tech (1-12-20)	
Field Goals Made	7
six times - most recent at Miami (2-9-20)	
Field Goals Attempted	16
at Wake Forest (2-24-19)	
Field Goal Percentage	1.000 (3-3)
three times - most recent Boston College (12-8-19)	
Free Throws Made	5
Florida Gulf Coast (12-30-18)	
Free Throw Percentage	1.000 (3-3)
at Florida State (1-20-19)	
Three-Point Field Goals Made	2
Davidson (11-27-19)	
High Point (11-5-19)	
Three-Point Field Goals Attempted	4
at Pittsburgh (2-13-20)	
High Point (11-5-19)	

2018-19 - Sophomore Year

	Min	FG-A	3G-A	FT-A	OR/TOT	PF	A	T	B	S	PTS
at Northwest [^]	33	2-7	0-0	2-2	3-4	4	0	0	0	0	6
at Maine	34	5-7	0-0	1-6	3-6	1	1	1	0	1	11
Elon [^]	16	3-8	0-0	2-2	5-8	4	1	2	1	0	8
vs. Wash. [^]	26	3-7	0-0	0-0	5-5	4	0	0	0	3	6
vs. Ball State	22	4-6	0-0	1-1	2-3	5	2	3	2	1	9
vs. Missouri	8	0-2	0-0	1-2	0-0	3	0	1	0	0	1
at Wisconsin	24	1-3	0-0	0-0	3-5	5	1	1	0	1	2
Marist	34	5-9	0-0	1-4	2-8	0	0	5	1	0	11
UNLV	18	2-5	0-0	0-0	2-6	3	1	1	2	0	4
at Oregon St. [^]	28	3-8	0-0	0-0	2-4	1	0	6	0	0	6
East Carolina [^]	15	3-5	0-0	0-1	2-4	5	0	2	0	0	6
FGCU	31	6-9	0-0	5-8	3-11	2	1	3	2	0	17
at NC State [^]	25	1-5	0-0	2-2	0-2	5	1	3	0	1	4
Louisville [^]	27	2-7	0-0	3-4	2-6	3	0	7	0	1	7
at Ga. Tech [^]	29	5-7	0-0	0-0	2-4	4	1	0	1	1	10
Miami [^]	29	3-9	0-0	0-0	2-5	4	2	2	1	1	6
at Florida St. [^]	34	7-9	0-0	3-3	2-4	3	2	3	1	1	17
Wake Forest [^]	23	2-4	0-0	0-0	0-2	1	0	0	0	1	4
Syracuse [^]	31	1-8	0-0	4-6	3-3	4	1	1	1	1	6
at Boston Col. [^]	34	6-9	1-1	2-2	4-6	4	1	7	2	0	15
Pittsburgh [^]	34	7-14	0-0	1-2	4-8	2	3	4	3	3	15
at UNC [^]	33	6-9	0-0	1-3	1-7	4	2	0	0	2	1
at Virginia [^]	31	2-6	0-0	0-0	1-5	3	0	1	1	0	4
Virginia Tech [^]	28	1-7	0-0	0-0	1-7	3	0	1	1	0	2
at Notre Dame [^]	28	4-9	0-0	2-2	3-4	4	2	2	0	0	10
at Wake Forest [^]	39	7-16	1-2	2-5	3-6	2	0	0	1	1	17
Clemson [^]	21	2-4	0-0	2-2	1-3	4	1	1	2	2	6
North Carolina [^]	35	7-12	0-1	1-2	5-13	2	0	3	0	3	15
vs. Pitt [^]	24	3-8	0-0	2-4	5-7	2	0	3	1	0	8
vs. Fla. State [^]	37	3-12	0-1	1-4	3-5	3	1	2	0	0	7

[^] Denotes Game Started

2017-18 - Freshman Year

	Min	FG-A	3G-A	FT-A	OR/TOT	PF	A	T	B	S	PTS
at GCU	6	0-2	0-0	0-0	1-2	0	0	0	0	0	0
High Point	14	2-3	0-0	0-0	3-5	3	1	1	2	1	4
at Villanova	13	0-2	0-0	2-4	4-7	4	2	2	0	0	2
at ODU	15	2-4	0-0	1-4	1-3	2	1	3	1	0	5
Oregon State	1	0-1	0-0	0-0	1-1	0	0	1	0	0	0
Presbyterian	5	3-4	0-0	0-2	0-1	0	1	1	0	1	6
Ohio State	7	0-1	0-0	0-0	0-1	0	0	1	1	0	0
at S.Carolina	3	1-1	0-0	0-2	2-2	3	0	0	0	0	2
UNCG	10	3-4	0-0	0-0	0-2	2	0	0	0	0	6
Winthrop	17	2-3	0-0	1-3	3-6	2	1	4	2	2	5
Maine	19	0-0	0-0	1-4	2-4	3	0	1	3	1	1
Wyoming	14	4-5	0-0	0-2	2-5	1	1	3	2	0	8
Liberty	9	0-0	0-0	0-0	0-0	5	0	0	0	0	0
at Miami	8	0-2	0-0	0-0	1-2	3	0	1	1	0	0
at Louisville	31	2-5	0-0	0-0	3-6	4	0	1	4	1	4
NC State [^]	27	3-6	0-1	0-0	1-7	2	1	1	3	2	6
at Wake Forest [^]	24	3-3	0-0	0-0	0-3	4	0	1	2	0	6
Virginia [^]	16	2-5	0-0	0-0	2-3	2	1	2	0	0	4
at Va. Tech [^]	24	2-6	0-0	3-4	1-3	1	3	0	2	0	7
at UNC [^]	29	3-3	0-0	0-0	0-3	1	2	4	2	0	6
Boston College	12	0-2	0-0	0-0	0-0	1	2	0	0	1	0
at Pittsburgh	5	1-1	0-0	0-1	1-3	3	0	1	0	0	2
Georgia Tech [^]	31	7-8	0-0	2-6	3-8	3	0	2	6	1	16
Notre Dame [^]	15	4-8	0-0	0-1	3-3	4	0	2	0	2	8
Wake Forest	13	1-3	0-0	2-4	0-0	1	0	1	1	0	4
at Clemson	15	3-5	0-0	0-0	2-3	1	1	2	1	0	6
at Syracuse	13	1-3	0-0	0-0	0-3	0	1	1	3	0	2
Florida State	30	3-9	0-0	2-2	4-7	1	2	1	0	0	8
North Carolina	23	3-5	0-0	0-0	0-1	2	0	5	2	1	6
vs. NC State	17	0-1	0-0	0-0	2-5	3	0	2	1	0	0
vs. Belmont	7	0-0	0-0	0-0	0-0	2	0	0	0	0	0
at Georgia	9	0-1	0-0	0-0	0-1	1	0	2	0	0	0
vs. UConn	5	3-5	0-0	1-1	0-0	2	0	1	1	0	7

[^] Denotes Game Started



Career Statistics

YEAR	G-GS	MIN-AVG	FG-FGA	PCT	3P-3PA	PCT	FT-FTA	PCT	REB	AVG	PF-FO	AST	TO	BS	ST	PTS	AVG
2017-18	33-8	487/14.8	58-111	.523	0-1	.000	15-40	.375	100	3.0	66-1	20	47	40	13	131	4.0
2018-19	30-23	830/27.7	106-231	.459	2-5	.400	39-67	.582	161	5.4	94-4	28	67	20	27	253	8.4
2019-20	30-26	853/28.4	97-183	.530	10-34	.294	15-32	.469	130	4.3	73-2	52	77	25	40	219	7.3
2020-21	4-4	116/29.0	20-33	.606	0-0	.000	4-10	.400	36	9.0	8-0	18	11	4	4	44	11.0
Career	97-61	2286/23.6	281-558	.504	12-40	.300	73-149	.490	427	4.4	241-7	118	202	89	84	647	6.7

Career ACC Regular Season Statistics

YEAR	G-GS	MIN-AVG	FG-FGA	PCT	3P-3PA	PCT	FT-FTA	PCT	REB	AVG	PF-FO	AST	TO	BS	ST	PTS	AVG
2017-18	16-8	316/19.8	38-74	.514	0-1	.000	9-18	.500	55	3.4	33-0	13	25	27	8	85	5.3
2018-19	16-16	481/30.1	63-135	.467	2-4	.500	23-33	.697	85	5.3	52-1	20	37	11	21	151	9.4
2019-20	18-16	540/30.0	58-110	.527	4-18	.222	6-14	.429	83	4.6	42-2	32	52	19	26	126	7.0
2020-21	1-1	36/36.0	6-10	.600	0-0	.000	1-4	.250	9	9.0	2-0	1	2	3	0	13	13.0
Career	51-41	1373/26.9	165-329	.502	6-23	.261	39-69	.565	232	4.5	129-3	66	116	60	55	375	7.4

Career ACC Tournament Statistics

YEAR	G-GS	MIN-AVG	FG-FGA	PCT	3P-3PA	PCT	FT-FTA	PCT	REB	AVG	PF-FO	AST	TO	BS	ST	PTS	AVG
2017-18	1-0	17/17.0	0-1	.000	0-0	.000	0-0	.000	5	5.0	3-0	0	2	1	0	0	0.0
2018-19	2-2	60/30.0	6-20	.300	0-1	.000	3-8	.375	12	6.0	5-0	1	5	1	9	15	7.5
2019-20	1-1	36/36.0	6-7	.857	0-0	.000	0-0	.000	5	5.0	3-0	3	0	0	4	12	12.0
2020-21	N/A (Duke did not participate)																
Career	4-3	113/28.3	12-28	.429	0-1	.000	3-8	.375	22	5.5	11-0	4	7	2	13	27	6.8

Career NCAA Tournament Statistics

YEAR	G-GS	MIN-AVG	FG-FGA	PCT	3P-3PA	PCT	FT-FTA	PCT	REB	AVG	PF-FO	AST	TO	BS	ST	PTS	AVG
2017-18	3-0	21/7.0	3-6	.500	0-0	.000	1-1	1.000	1	0.3	5-0	0	3	1	0	7	2.3
2018-19	N/A (Duke did not qualify)																
2019-20	N/A (NCAA Tournament canceled due to COVID-19)																
2020-21	N/A (Duke did not qualify)																
Career	3-0	21/7.0	3-6	.500	0-0	.000	1-1	1.000	1	0.3	5-0	0	3	1	0	7	2.3

Career Statistics Versus Ranked Opponents

YEAR	G-GS	MIN-AVG	FG-FGA	PCT	3P-3PA	PCT	FT-FTA	PCT	REB	AVG	PF-FO	AST	TO	BS	ST	PTS	AVG
2017-18	10-1	125/12.5	13-32	.406	0-0	.000	3-6	.500	26	2.6	20-0	2	11	7	3	29	2.9
2018-19	8-7	218/27.3	21-60	.350	0-1	.000	16-23	.696	28	3.5	26-1	7	25	2	4	58	7.3
2019-20	6-5	181/30.2	18-38	.474	3-6	.500	1-4	.250	21	3.5	19-1	13	22	4	3	40	6.7
2020-21	1-1	36/36.0	6-10	.600	0-0	.000	1-4	.250	9	9.0	2-0	1	2	3	0	13	13.0
Career	25-14	560/22.4	58-140	.414	3-7	.429	21-37	.568	84	3.4	67-2	23	60	16	10	140	5.6



Onome Akinbode-James

6-3 ■ Senior ■ F/C ■ #24

Abeokuta, Nigeria

(Blair Academy - Blairstown, N.J.)

hoops for New Jersey Demons.

Personal:

Full name is Onome Mary Akinbode-James ... born on March 9, 2000 in Abeokuta, Ogun state, Nigeria ... daughter of Tina E. Oghuvwu ... has one sister, Ovoke C. Momoh (31) ... member of National Society of High School Scholars ... ACC Honor Roll selection in 2018-19, 2019-20 and 2020-21 ... majoring in electrical engineering and computer science.

Career Honors:

ACC Honor Roll (2020-21, 2019-20, 2018-19)

Career:

Started 34-of-38 games in a Duke uniform.

Duke Freshman Record Book:

Blocked 42 shots in 2018-19 to rank fourth, her 63 offensive rebounds was 10th.

As a Junior (2020-21):

Started all four contests, while averaging 7.5 points, 11.5 rebounds and 0.8 assists ... opened the season with a double-double as she pulled down a career-high 16 rebounds and scored a career-high 15 points ... grabbed double-digit rebounds in three of the four games played ... season was cut short as Duke opted out of the 2020-21 campaign due to COVID-19, after only four contests.

As a Sophomore (2019-20):

Competed in 30 games, with 27 starts, including the final 23 games of the season ... averaged 4.6 points, 5.0 rebounds and 1.1 blocked shots ... led Duke with 10 charges taken on the season ... ranked 13th in the ACC with a 1.1 blocks per game average ... collected double-figure scoring in seven games ... had one of the best games of her career at eighth-ranked NC State with 12 points, six rebounds, two steals and one assist in 27 minutes, while hitting 6-of-8 field goals ... scored a season-high 13 points at Nebraska ... swatted three shots on three different occasions (UNLV, Davidson and Virginia) ... for the first time in her career, scored double-digits in three straight games against Davidson, Penn and Nebraska ... pulled down a season-high 12 rebounds against Davidson to go along with 12 points for her second career double-double ... had 10 rebounds versus Georgia Tech ... took three charges at North Carolina.

As a Freshman (2018-19):

As a rookie, saw action in all 30 games and made 22 starts, including 13 straight to conclude the season ... averaged 4.0 points, 5.4 rebounds and 1.4 blocks per game, the latter ranking eighth in the ACC ... averaged 1.8 blocks per game in ACC play ... posted her first collegiate double-double at Wisconsin with career highs in points (14) and rebounds (14) ... hit 6-of-12 field goals and had a career-high two steals as well ... on the road at Virginia, notched 10 points and six rebounds ... swatted 42 shots ... swatted a career-high six shots against Clemson, which tied for the ninth most in the Duke freshman record books ... blocked only six shots the first 10 games, but finished the season rejecting 36 shots through the final 20 contests.

Ranking:

No. 62 (All Star Girls Report), No. 76 (HoopGurlz/Girls Basketball Report) , No. 104 (Prospects Nation), No. 112 (Blue Star Report)

High School/AAU:

As a senior, averaged 13.0 points, 11.8 rebounds and 2.2 blocks a game ... a two-time All-MAPL First Team selection ... NJSIAA First Team All-State as a junior and honorable mention as a senior ... MAPL All-Academic Team ... averaged 10.8 points, 12.0 rebounds and 2.3 blocks per game as a junior ... competed for her home country of Nigeria in the 2015 U-16 Afrobasket Championship ... the team won the silver medal and qualified for the U-17 World Championship ... lettered as a junior in track & field ... ran the 400m and threw the discus ... played AAU

Career Highs

Points	15
Longwood (11-25-20)	
Rebounds	16
Longwood (11-25-20)	
Assists	3
three times - most recent	
at North Carolina (3-1-20)	
Blocks	6
Clemson (2-28-19)	
Steals	4
at Pittsburgh (2-13-20)	
Field Goals Made	6
four times - most recent	
at N.C. State (2-24-20)	
Field Goals Attempted	13
at North Carolina (3-1-20)	
Field Goal Percentage	1.000 (2-2)
Wake Forest (1-24-19)	
Free Throws Made	5
Longwood (11-25-20)	
Free Throw Percentage	1.000 (2-2)
five times - most recent	
at North Carolina (3-1-20)	

2020-21 - Junior Year

	Min	FG-A	3G-A	FT-A	OR/TOT	PF	A	T	B	S	PTS
Longwood [^]	25	5-8	0-0	5-6	5/16	2	1	2	0	0	15
W. Carolina [^]	25	4-8	0-2	0-1	4/11	0	1	1	0	0	8
East Carolina [^]	20	0-2	0-0	1-2	2/9	2	1	2	0	0	1
Louisville [^]	26	3-8	0-4	0-0	2/10	1	0	2	0	0	6

[^] Denotes Game Started

2019-20 - Sophomore Year

	Min	FG-A	3G-A	FT-A	OR/TOT	PF	A	T	B	S	PTS
High Point [^]	22	4-8	0-0	2-2	4-6	4	0	4	2	1	10
at Texas A&M [^]	21	1-4	0-0	0-0	3-3	2	1	0	0	3	2
at UNLV [^]	21	0-3	0-0	2-4	3-5	1	2	3	3	1	2
Northwestern [^]	23	0-1	0-0	0-0	2-2	2	1	2	2	0	0
Idaho State	11	4-6	0-0	2-3	4-4	4	0	1	1	0	10
Troy	9	2-3	0-0	0-0	1-1	4	0	3	0	0	4
Davidson	25	6-10	0-1	0-2	6-12	1	1	1	3	0	12
Penn [^]	26	5-10	0-0	0-3	3-8	2	0	4	1	0	10
at Nebraska [^]	30	6-10	0-0	1-1	2-6	3	0	0	1	2	13
Boston Col. [^]	14	0-2	0-0	0-0	2-5	3	0	1	0	1	0
at South Car. [^]	13	0-1	0-0	0-2	0-2	2	3	3	0	0	0
at FGCU [^]	23	1-3	0-0	1-2	3-8	3	2	3	0	0	3
Wake Forest [^]	17	0-2	0-1	0-0	1-3	2	0	3	0	0	0
at Louisville [^]	19	1-3	0-0	0-0	2-5	2	0	2	2	1	2
at Virginia [^]	19	1-4	0-0	0-0	3-7	4	1	3	1	1	2
Virginia Tech [^]	26	2-4	0-0	0-0	1-4	3	2	3	2	1	4
Notre Dame [^]	26	1-3	0-0	1-2	3-5	3	0	3	1	1	3
at Clemson [^]	23	2-5	0-0	0-0	5-5	2	0	2	2	3	4
at Syracuse [^]	26	2-5	0-0	0-0	1-3	3	0	3	1	1	4
Ga. Tech [^]	23	0-3	0-0	0-0	6-10	2	1	3	1	0	0
N.C. State [^]	16	1-4	0-0	2-2	0-2	4	0	2	0	2	4
North Carolina [^]	13	0-4	0-1	0-0	2-4	3	0	1	1	0	0
at Miami [^]	18	1-2	0-0	1-2	1-2	2	0	2	0	0	3
at Pittsburgh [^]	26	1-3	0-1	3-6	7-9	3	2	1	1	4	5
Florida State [^]	35	4-5	0-1	1-2	5-7	2	1	1	2	1	9
Virginia [^]	30	2-7	0-0	1-1	2-6	3	2	3	2	5	
at N.C. State [^]	27	6-8	0-0	0-0	2-6	4	1	1	0	2	12
at Va. Tech [^]	26	2-5	0-1	0-2	1-2	2	0	1	1	0	4
at UNC [^]	33	4-13	0-1	2-2	3-5	2	3	4	1	1	10
vs. Boston Col. [^]	11	1-2	0-0	0-0	1-3	4	1	2	0	0	2

[^] Denotes Game Started

2018-19 - Freshman Year

	Min	FG-A	3G-A	FT-A	OR/TOT	PF	A	T	B	S	PTS
at Northwest [^]	16	1-4	0-0	3-4	2-2	4	2	2	0	1	5
at Maine [^]	19	1-2	0-0	0-0	0-3	2	1	1	0	0	2
Elon	24	2-4	0-0	0-2	3-6	2	0	2	4	3	4
vs. Wash.	15	0-0	0-0	0-0	1-3	1	0	3	0	2	0
vs. Ball State [^]	21	3-5	0-0	1-3	3-6	4	1	6	1	2	7
vs. Missouri [^]	26	2-5	0-0	1-2	4-11	3	0	4	0	0	5
at Wisconsin [^]	29	6-12	0-0	2-2	4-14	4	0	1	0	2	14
Marist [^]	12	1-2	0-0	1-1	2-4	4	1	0	0	0	3
UNLV [^]	27	1-6	0-0	1-2	3-7	1	1	2	1	0	3
at Oregon St.	9	1-1	0-0	0-0	0-1	1	0	0	0	0	2
East Carolina	23	3-5	0-0	0-0	3-8	3	1	4	3	0	6
FGCU [^]	14	1-6	0-0	0-1	3-6	1	0	3	0	0	2
at NC State	19	1-2	0-0	0-0	1-2	1	0	1	0	0	2
Louisville	12	0-0	0-0	1-2	1-4	2	0	2	2	1	1
at Ga. Tech [^]	13	1-3	0-0	0-0	0-1	2	0	1	1	0	2
Miami	3	0-1	0-0	0-0	0-0	2	0	1	0	0	0
at Florida St.	19	0-1	0-0	0-0	1-4	1	1	1	2	0	0
Wake Forest [^]	23	2-2	0-0	1-4	1-2	0	0	1	2	0	5
Syracuse [^]	16	1-1	0-0	0-0	1-2	0	0	0	0	0	2
at Boston Col. [^]	26	1-2	0-0	1-2	3-7	3	0	4	3	1	3
Pittsburgh [^]	23	2-4	0-0	2-2	2-5	4	0	4	2	1	6
at UNC [^]	28	3-5	0-0	0-0	4-8	5	2	2	2	0	6
at Virginia [^]	25	4-7	0-0	2-3	3-6	5	0	2	1	0	10
Virginia Tech [^]	27	0-3	0-0	0-0	1-6	0	1	0	1	1	0
at Notre Dame [^]	26	2-5	0-0	1-1	3-5	4	3	3	2	0	5
at Wake Forest [^]	24	3-7	0-0	3-5	2-9	2	0	2	3	1	9
Clemson [^]	37	2-3	0-0	0-0	5-14	3	1	1	6	2	4
North Carolina [^]	28	2-5	0-0	2-4	6-8	3	0	5	2	1	6
vs. Pitt [^]	24	2-3	0-0	0-0	0-3	0	1	3	5	1	4
vs. Fla. State [^]	18	1-3	0-0	0-0	1-4	3	0	0	0	0	2

[^] Denotes Game Started

Career Statistics

YEAR	G-GS	MIN-AVG	FG-FGA	PCT	3P-3PA	PCT	FT-FTA	PCT	REB	AVG	PF-FO	AST	TO	BS	ST	PTS	AVG
2018-19	30-22	625/20.8	49-109	.450	0-0	.000	22-40	.550	161	5.4	70-2	16	61	42	20	120	4.0
2019-20	30-27	656/21.9	60-143	.420	0-7	.000	19-38	.500	150	5.0	81-0	24	64	32	28	139	4.6
2020-21	4-4	96/24.0	12-26	.462	0-6	.000	6-9	.667	46	11.5	5-0	3	7	0	0	30	7.5
Career	64-53	1377/21.5	121-278	.435	0-13	.000	47-87	.540	357	5.6	156-2	43	132	74	48	289	4.5

Career ACC Regular Season Statistics

YEAR	G-GS	MIN-AVG	FG-FGA	PCT	3P-3PA	PCT	FT-FTA	PCT	REB	AVG	PF-FO	AST	TO	BS	ST	PTS	AVG
2018-19	16-12	348/21.8	24-51	.471	0-0	.000	13-23	.565	83	5.2	37-2	8	30	28	9	61	3.8
2019-20	18-18	417/23.2	30-82	.366	0-6	.000	11-19	.579	90	5.0	49-0	13	38	19	21	71	3.9
2020-21	1-1	26/26.0	3-8	.375	0-4	.000	0-0	.000	10	10.0	1-0	0	2	0	0	6	6.0
Career	35-31	791/22.6	57-141	.404	0-10	.000	24-42	.571	183	5.2	87-2	21	70	47	30	138	3.9

Career ACC Tournament Statistics

YEAR	G-GS	MIN-AVG	FG-FGA	PCT	3P-3PA	PCT	FT-FTA	PCT	REB	AVG	PF-FO	AST	TO	BS	ST	PTS	AVG
2018-19	2-2	42/21.0	3-6	.500	0-0	.000	0-0	.000	7	3.5	3-0	1	3	5	1	6	3.0
2019-20	1-1	11/11.0	1-2	.500	0-0	.000	0-0	.000	3	3.0	4-0	1	2	0	0	2	2.0
2020-21	N/A (Duke did not participate)																
Career	3-3	53/17.7	4-8	.500	0-0	.000	0-0	.000	10	3.3	7-0	2	5	5	1	8	2.7

Career NCAA Tournament Statistics

YEAR	G-GS	MIN-AVG	FG-FGA	PCT	3P-3PA	PCT	FT-FTA	PCT	REB	AVG	PF-FO	AST	TO	BS	ST	PTS	AVG
2018-19	N/A (Duke did not qualify)																
2019-20	N/A (NCAA Tournament canceled due to COVID-19)																
2020-21	N/A (Duke did not qualify)																

Career Statistics Versus Ranked Opponents

YEAR	G-GS	MIN-AVG	FG-FGA	PCT	3P-3PA	PCT	FT-FTA	PCT	REB	AVG	PF-FO	AST	TO	BS	ST	PTS	AVG
2018-19	8-4	144/18.0	8-18	.444	0-0	.000	3-5	.600	33	4.1	15-0	4	11	6	1	19	2.4
2019-20	6-6	131/21.8	13-25	.520	0-1	.000	3-6	.500	25	4.2	16-0	6	9	4	9	29	4.8
2020-21	1-1	26/26.0	3-8	.375	0-4	.000	0-0	.000	10	10.0	1-0	0	2	0	0	6	6.0
Career	15-11	301/20.1	24-51	.471	0-5	.000	6-11	.545	68	4.5	32-0	10	22	10	10	54	3.6



Elizabeth Balogun

6-1 ■ Senior ■ G ■ #4

Lagos, Nigeria
(Louisville)

Career Honors:

2021-22 & 2020-21 Cheryl Miller Award Watch List - Top Small Forward
Represented Nigeria in the 2020 Tokyo Olympics
ACC Freshman of the Year (2018-19)
All-ACC Freshman Team (2018-19)
McDonald's All-American (2018)
Jordan Brand Classic participant (2018)
Naismith Trophy H.S. All-American (2018)

2020 Tokyo Olympics with Nigeria:

Made her Olympic debut with Nigeria and saw action in all three contests in Tokyo.

At Louisville (2019-20, 2020-21):

Appeared in 57 contests making 42 starts over the last two seasons ... helped lead Louisville to back-to-back ACC Regular Season Championships.

As a Junior at Louisville (2020-21):

Made 16 starts in 29 games ... Cheryl Miller Award Watch List ... averaged 5.8 points, 3.8 rebounds, 1.7 assists, 1.5 blocks and 0.9 steals ... ranked third in the ACC with 43 blocked shots and sixth with 1.5 blocks per game ... ranked 10th in the ACC with 1.3 blocks per contest in league games ... recorded at least one block in 19-of-29 games played with 14 multi-block contests ... made at least one 3-pointer in 10 straight games ... helped lead Louisville to NCAA Elite Eight.

As a Sophomore at Louisville (2019-20):

Started 26-of-28 contests ... averaged 8.1 points and 4.6 rebounds ... ranked eighth in the ACC with 1.2 blocks per game ... named to Citizen Naismith Watch List ... picked No. 23 in espnW's Top 25 Player List ... named preseason All-ACC by Coaches and Blue Ribbon Panel.

As a Freshman at Georgia Tech (2018-19):

Named the 2018-19 ACC Freshman of the Year ... four-time ACC Freshman of the Week ... started all 30 contests for the Yellow Jackets and averaged 14.6 points, which ranked eighth in the country among freshmen ... scored a career-high 35 points at North Carolina, marking the third-highest scoring output by a freshman at Georgia Tech ... notched six 20-point scoring games and two 30-point outputs ... All-ACC Freshman Team honoree ... Balogun scored the seventh most points as a freshman in Georgia Tech history with 437 points ... led Georgia Tech in scoring 13 times, produced six 20-plus point games, two 30-plus point outings and 24 times scored in double figures ... shot 65-194 (.335) from 3-point range to lead the team and connected on at least one 3-pointer in 29 of 30 games.

Prep:

Attended Hamilton Heights Christian Academy in Chattanooga, Tenn. ... named 2018 McDonald's All American ... played in the Jordan Brand Classic game in Brooklyn, N.Y. ... named All-USA Tennessee Player of the Year by USA Today ... tabbed to 2018 American Family Insurance All-USA Tennessee Girls Basketball first team ... capped high school career being tabbed Naismith Trophy High School All-American.

Personal:

Full name is Elizabeth Bunmi Balogun ... born on September 9, 2000 in Lagos, Nigeria ... daughter of Mark and Justina Balogun ... has one brother, Ezekiel (23) ... her father, Mark, represented Nigeria for men's basketball and played in the World University Games ... he also coaches her club team in Nigeria ... her brother, Ezekiel, played basketball at North Florida ... her sister, Ruth, is a sophomore on the Central Arkansas women's basketball team ... majoring in sociology.

Career Highs

Points	35
at North Carolina (1-31-19)	
Rebounds	17
at Boston College (1-3-19)	
Assists	5
four times - most recent	
North Carolina (1-28-21)	
Blocks	6
Syracuse (1-20-19)	
Steals	5
at Houston (11-9-18)	
Field Goals Made	12
vs. Seton Hall (12-20-18)	
Field Goals Attempted	22
Florida State (3-3-19)	
Field Goal Percentage	1.000 (1-1)
vs. N.C. State (3-7-21)	
vs. Syracuse (3-6-21)	
Free Throws Made	7
at North Carolina (1-31-19)	
Free Throw Percentage	1.000 (4-4)
at Florida State (2-21-21)	
Three-Point Field Goals Made	6
at North Carolina (1/31/19)	
at Clemson (1-17-19)	
Three-Point Field Goals Attempted	12
at North Carolina (1/31/19)	
at Clemson (1-17-19)	

2020-21 - Junior Year (Louisville)

	Min	FG-A	3G-A	FT-A	OR/TOT	PFA	T	B	S	PTS
at SE Missouri [^]	18	1-4	0-3	2-2	1/5	0	0	3	1	4
Eastern Ky. [^]	20	5-8	2-4	0-0	1/7	3	4	2	3	12
vs DePaul [^]	11	0-2	0-0	0-0	0/3	3	1	2	4	0
UT Martin [^]	19	2-5	0-2	1-2	0/1	4	1	1	0	3
at Duke [^]	21	1-2	0-1	1-1	1/2	2	0	3	1	0
Northern Ky. [^]	21	1-6	0-3	0-0	4/8	2	5	3	4	2
Bellarmine [^]	16	2-7	0-2	0-1	2/4	1	2	1	2	0
UT Martin [^]	22	2-6	1-4	0-0	1/3	3	0	0	1	0
at Va. Tech [^]	17	0-0	0-0	0-0	0/6	5	2	0	1	0
Clemson	21	4-8	3-7	3-4	2/6	2	3	1	3	4
Boston Col. [^]	29	4-9	2-6	1-1	0/2	3	3	0	1	11
Florida State [^]	22	2-3	1-2	1-2	2/5	0	2	4	1	0
Syracuse [^]	23	2-5	1-4	0-0	0/1	1	4	1	0	1
at Wake Forest [^]	31	4-6	2-4	2-2	2/6	4	1	1	3	12
Miami [^]	28	5-7	4-5	0-0	2/5	4	4	0	0	14
North Carolina [^]	26	3-6	2-3	2-2	2/7	2	5	0	0	10
N.C. State	23	2-5	1-3	2-4	1/3	2	1	2	2	7
at Boston Col.	DNP									
Notre Dame	26	5-10	1-4	1-1	1/2	0	0	4	3	0
Georgia Tech	28	4-6	1-2	0-0	0/2	3	2	1	2	9
at Pittsburgh	24	4-9	0-2	2-2	3/5	1	0	3	3	0
at Florida State	26	2-6	0-4	4-4	2/4	3	2	1	0	1
at Notre Dame [^]	16	0-1	0-1	0-0	1/3	0	0	0	0	2
vs Wake Forest	16	1-3	0-0	0-0	0/4	1	1	0	0	1
vs Syracuse	5	1-1	1-1	0-0	0/2	0	0	1	0	0
vs N.C. State	4	1-1	1-1	0-0	0/1	0	0	2	0	3
vs Marist	18	1-5	1-4	2-2	0/3	3	0	2	2	0
vs Northwestern ¹³	0-2	0-1	0-0	0-0	0/4	1	2	1	2	0
vs Oregon	15	1-4	0-1	0-0	0/3	0	3	1	2	1
vs Stanford	8	0-2	0-1	0-0	0/2	1	0	0	0	0

[^] Denotes Game Started

2019-20 - Sophomore Year (Louisville)

	Min	FG-A	3G-A	FT-A	OR/TOT	PFA	T	B	S	PTS
Western Ky. [^]	29	5-6	5-6	0-0	2/4	0	3	3	1	2
Murray State [^]	20	4-7	3-6	0-0	1/7	0	1	1	2	0
Central Mich. [^]	18	1-4	0-1	2-2	1/2	4	2	1	1	0
Chattanooga [^]	27	3-9	1-5	2-2	2/11	1	1	1	1	2
Boise State [^]	20	4-6	1-3	0-0	3/5	1	1	0	0	1
vs UT Arlington [^]	21	4-8	1-3	3-6	0/2	1	1	3	1	0
vs Okla. State [^]	29	5-9	2-4	0-1	0/10	1	4	1	1	0
vs Oregon [^]	40	4-11	2-6	1-2	1/4	1	0	2	2	1
at Ohio State [^]	30	2-7	2-5	0-0	1/4	1	3	1	1	0
at Northern Ky.	24	5-13	2-7	0-0	0/3	2	3	3	1	3
at Kentucky [^]	19	1-5	0-3	0-0	1/1	2	1	1	0	2
at UT Martin [^]	17	1-8	0-4	0-0	0/1	0	1	3	1	0
Syracuse [^]	25	5-12	0-2	3-6	4/4	2	0	0	0	13
at Clemson [^]	20	6-10	3-6	0-1	3/5	1	2	1	5	0
Duke [^]	29	2-11	1-7	0-0	4/8	0	4	1	1	5
at Miami [^]	12	0-2	0-0	0-0	0/3	4	1	1	2	0
Wake Forest [^]	22	4-9	2-5	0-0	1/1	0	2	0	2	1
at Boston Col. [^]	32	3-6	2-4	2-2	0/2	2	1	1	1	3
at UNC [^]	23	3-5	0-2	2-3	3/9	2	2	0	1	1
Virginia [^]	30	2-6	1-3	2-2	2/12	3	1	2	0	7
Pittsburgh [^]	28	5-9	2-5	0-0	1/8	1	3	2	1	2
at Notre Dame [^]	20	5-9	1-3	0-1	1/5	1	3	1	0	1
Florida State	DNP									
at Syracuse	DNP									
at N.C. State [^]	24	3-9	1-5	2-4	1/7	3	0	0	1	0
Notre Dame [^]	27	5-12	1-4	0-0	0/3	0	1	3	3	2
at Ga. Tech [^]	32	2-10	0-4	0-0	2/4	2	1	1	3	0
at Pittsburgh	DNP									
Boston College	DNP									
Virginia Tech	15	1-3	1-2	0-0	1/1	2	0	0	1	0
vs Syracuse [^]	26	2-9	1-4	0-0	0/2	3	1	3	1	5
vs Florida St. [^]	15	0-1	0-0	0-0	0/0	2	0	0	0	0

[^] Denotes Game Started

2018-19 - Freshman Year (Georgia Tech)

	Min	FG-A	3G-A	FT-A	OR/TOT	PFA	T	B	S	PTS
at Houston [^]	41	5-10	3-5	0-0	2/5	5	2	4	2	5
App. State [^]	35	9-15	3-7	0-0	0/1	3	1	1	1	0
W. Carolina [^]	23	3-11	1-5	1-4	4/6	0	2	0	0	0
Georgia [^]	19	3-7	2-4	2-2	0/0	1	0	1	1	0
vs George W. [^]	33	7-15	2-9	3-3	2/3	2	4	1	0	4
vs Idaho State [^]	16	0-4	0-1	1-2	1/3	3	1	0	1	2
at Maryland [^]	38	5-11	3-5	0-0	1/3	1	1	1	1	0
at Georgia St. [^]	17	1-4	1-2	1-2	0/2	4	1	3	1	2
Alabama St. [^]	27	8-17	1-5	1-2	4/6	1	5	1	1	4
Kennesaw St. [^]	31	6-11	3-5	0-0	2/8	2	3	0	3	0
vs Seton Hall [^]	38	12-21	3-7	3-3	3/6	3	2	1	4	2
vs Dayton [^]	33	5-16	1-7	2-4	3/7	5	1	5	2	0
Wofford [^]	32	10-16	1-4	3-4	3/8	2	1	4	1	2
at Boston Col. [^]	35	7-14	2-3	2-4	5/17	0	1	1	0	1
Notre Dame [^]	27	6-13	1-6	1-2	0/2	4	0	2	1	0
Duke [^]	36	6-15	3-8	1-1	1/5	1	3	5	1	2
at Louisville [^]	25	5-11	2-6	1-2	5/10	3	0	3	0	3
at Clemson [^]	34	8-20	6-12	1-2	2/3	3	0	4	0	2
Syracuse [^]	28	7-13	4-7	2-2	2/7	3	1	1	6	1
N.C. State [^]	32	4-14	3-8	3-4	0/5	5	3	0	0	2
at UNC [^]	40	11-20	6-12	7-9	2/5	1	5	3	0	3
at Notre Dame [^]	31	3-15	1-9	0-0	3/5	1	1	3	0	2
Pittsburgh [^]	33	4-15	1-6	1-2	2/3	1	1	3	2	7
at Wake Forest [^]	21	1-11	1-4	0-0	1/3	2	2	0	0	0
Virginia Tech [^]	26	3-11	2-6	2-4	1/4	5	1	1	3	1
Clemson [^]	31	5-14	2-8	0-0	2/2	2	3	0	0	2
at Virginia [^]	38	6-16	2-9	2-3	6/9	1	1	0	1	2
at Miami [^]	38	7-17	1-8	0-0	0/4	3	0	6	0	2
Florida State [^]	36	4-22	3-10	2-6	2/5	2	1	1	0	3
vs UNC [^]	20	4-10	1-6	0-0	1/5	4	1	3	1	0

[^] Denotes Game Started

Career Statistics (at Louisville & Georgia Tech)

YEAR	G-GS	MIN-AVG	FG-FGA	PCT	3P-3PA	PCT	FT-FTA	PCT	REB	AVG	PF-FO	AST	TO	BS	ST	PTS	AVG
2018-19	30-30	914/30.5	165-409	.403	65-194	.335	42-67	.627	152	5.1	73-4	48	58	33	49	437	14.6
2019-20	28-26	674/24.1	87-216	.403	35-109	.321	19-32	.594	128	4.6	42-0	44	36	34	22	228	8.1
2020-21	29-16	567/19.6	60-139	.432	24-75	.320	24-30	.800	109	3.8	54-1	48	37	43	27	168	5.8
Career	87-72	2155/24.8	312-764	.408	124-378	.328	85-129	.659	389	4.5	169-5	140	131	110	98	833	9.6

Career ACC Regular Season Statistics

YEAR	G-GS	MIN-AVG	FG-FGA	PCT	3P-3PA	PCT	FT-FTA	PCT	REB	AVG	PF-FO	AST	TO	BS	ST	PTS	AVG
2018-19	16-16	511/31.9	87-241	.361	40-122	.328	25-41	.610	89	5.6	37-2	23	33	14	28	239	14.9
2019-20	14-13	339/24.2	46-113	.407	15-52	.288	11-19	.579	72	5.1	23-0	21	13	21	12	118	8.4
2020-21	15-9	361/24.1	42-83	.506	18-48	.375	19-23	.826	59	3.9	32-1	29	21	20	16	121	8.1
Career	45-38	1211/26.9	175-437	.400	73-222	.329	55-83	.663	220	4.9	92-3	73	67	55	56	478	10.6

Career ACC Tournament Statistics

YEAR	G-GS	MIN-AVG	FG-FGA	PCT	3P-3PA	PCT	FT-FTA	PCT	REB	AVG	PF-FO	AST	TO	BS	ST	PTS	AVG
2018-19	1-1	20/20.0	4-10	.400	1-6	.167	0-0	.000	5	5.0	4-0	1	3	1	0	9	9.0
2019-20	2-2	41/20.5	2-10	.200	1-4	.250	0-0	.000	2	1.0	5-0	1	3	1	1	5	2.5
2020-21	3-0	25/8.3	3-5	.600	2-2	1.000	0-0	.000	7	2.3	1-0	1	3	0	1	8	2.7
Career	6-3	86/14.3	9-25	.360	4-12	.333	0-0	.000	14	2.3	10-0	3	9	2	2	22	3.7

Career NCAA Tournament Statistics

YEAR	G-GS	MIN-AVG	FG-FGA	PCT	3P-3PA	PCT	FT-FTA	PCT	REB	AVG	PF-FO	AST	TO	BS	ST	PTS	AVG
2018-19	N/A (Georgia Tech did not qualify)																
2019-20	N/A (NCAA Tournament canceled due to COVID-19)																
2020-21	4-0	54/13.5	2-13	.154	1-7	.143	2-2	1.000	12	3.0	5-0	5	4	6	1	7	1.8
Career	4-0	54/13.5	2-13	.154	1-7	.143	2-2	1.000	12	3.0	5-0	5	4	6	1	7	1.8

Career Statistics Versus Ranked Opponents

YEAR	G-GS	MIN-AVG	FG-FGA	PCT	3P-3PA	PCT	FT-FTA</
------	------	---------	--------	-----	--------	-----	----------



Miela Goodchild

5-10 ■ Senior ■ G ■ #3
 Brisbane, Queensland, Australia
 (Moreton Bay College)

Career Honors:

All-ACC Freshman (2018-19)
 ACC Honor Roll (2020-21, 2019-20, 2018-19)

Career:

Started 39-of-64 games over her first three years at Duke ... drained 116 three-pointers in her first two seasons, which ranked as the fifth-most by a Blue Devil over their freshman and sophomore campaigns combined.

ACC Record Book:

Her 73 three-pointers made in 2018-19 ranked eighth on the ACC freshman record chart.

Duke Record Book:

Became the quickest Blue Devil to reach 100 three-pointers, doing so in only 45 contests.

Duke Season Record Book:

Drained 73 three-pointers as a freshman in 2018-19, tied for fourth-most on the list

Duke Freshman Record Book:

Set a Blue Devil record sinking 73 three-pointers during the 2018-19 season ... her 44.5 three-point field goal percentage ranked third all-time ... attempted a record 14 three-pointers at Notre Dame ... her 26 points at Notre Dame was tied for the 12th most by a rookie in a single game.

As a Junior (2020-21):

Averaged 15.3 points, 4.0 rebounds and 1.0 assists on the season ... started all four contests ... scored a season-high 24 points as she drained 6-of-10 treys against East Carolina ... sank all nine free throw attempts ... season was cut short as Duke opted out of the 2020-21 campaign due to COVID-19, after only four contests.

As a Sophomore (2019-20):

Started the first 13 games of the season ... All-ACC Academic Team selection ... hit 43 three-pointers, which ranked second on the Duke squad ... averaged 7.3 points, 2.3 rebounds, 1.1 steals and 1.0 assists ... scored a season-high 26 points against Troy as she hit 7-11 field goals and 5-of-8 three-pointers in 26 minutes ... scored 23 of her 26 points in the second half ... posted double-digit scoring in 11 contests ... drained a season-high five treys against Troy ... hit a season-high 7-of-8 free throws versus Troy ... pulled down a season-high eight boards at UNLV ... swiped a season-high five steals versus Davidson.

2019 FIBA World Cup with Australia:

Saw action in all seven contests, while helping lead Australia to the silver medal in Bangkok, Thailand ... averaged 4.7 points and 1.7 rebounds ... notched 11 points and 10 points against Spain and Korea, respectively, when seeing action in over 20 minutes ... it marked the first time in 22 years Australia had advanced to the finals.

As a Freshman (2018-19):

All-ACC Freshman selection by both the Blue Ribbon Panel and the league head coaches ... started 22-of-30 contests, averaging 10.9 points, 1.9 rebounds, 1.7 assists and 1.0 steals ... an All-ACC Academic Team honoree ... a two-time ACC Rookie of the Week selection (Dec. 31, Feb. 25) ... drained a Duke freshman record 73 three-pointers, which also ranked as the eighth-most in the ACC history by a

freshman ... her 73 three-pointers ranked tied for fourth on Duke's overall record chart ... turned in a career-high 26 points as she drained 8-of-14 three-pointers at fifth-ranked Notre Dame ... the eight three-pointers made and 14 attempted were Duke freshman records ... she matched the Duke overall record for treys in a game (8) ... turned in three games with 20 or more points, all of which came against ACC opponents ... her 44.5 three-point field goal percentage ranked sixth nationally and was the third-highest by a freshman ... averaged 2.4 three-pointers made per game, which ranked 68th nationally ... became the seventh Duke freshman to post 20+ points in consecutive games and the fifth to do it against ACC opponents ... her 14 three-pointers attempted at Notre Dame was tied for the fourth most in Duke history ... in the ACC stats, ranked second in three-point field goal percentage (44.5) and tied for fifth in three-point field goals made per game (2.4) ... in ACC games only, ranked fourth with a 41.2 three-point field goal percentage and tied for sixth with 2.6 three-pointers made per game ... hit a team-high 87.1 percent from the free throw line ... hit at least one three-pointer in 23-of-30 contests.

2018 FIBA U18 Asian Championship with Australia:

Helped lead Australia to a 4-2 record and the bronze medal in India ... averaged 17.7 points, 6.0 rebounds, 3.0 steals and 2.7 assists ... scored 27 points against Chinese Taipei, while adding 26 points versus Japan and 21 points versus Korea in the bronze medal contest.

2017 Australian U17 National Team:

Registered a 5-0 record and the gold medal in Guam at the U17 Oceania Championship ... led all scorers with a 23.0 per game average, while ranking tied seventh in assists (3.4) and fifth in steals (3.6) ... totaled 20 or more points in four of the five contests, including 28 points against Tahiti ... earned All-Tournament accolades ... selected Captain of the Australian Sapphires.

2016 Australian U17 National Team:

Competed with Australia on the FIBA U17 World Championship in Zaragoza, Spain ... saw action in five games and averaged 3.0 points and 1.4 rebounds ... her squad totaled a 6-0 record and won the gold medal.

High School/AAU:

Member of the 2018-19 Australian Gems squad ... selected to train with Australian U19 squad in May and August in preparation for the 2018 FIBA Under-18 Asian Championship ... 2018 Queensland Basketball League U-23 Youth Player of the Year, after averaging 18.0 points, 4.8 rebounds, 2.9 assists and 1.5 steals for the Townsville Flames ... competed in the 2018 U20 Australian Nationals averaging a tournament-best 19.4 points a game, and helped her squad to the silver medal ... also averaged 5.4 rebounds and 1.7 assists, while scoring 20 or more points three times, including 28 points versus Tassie U20 and 27 against Victoria ... in January of 2018, Goodchild earned a WNBL Championship ring with the Townsville Fire as a development player ... selected the 2016 and 2017 Basketball Queensland Player of the Year and the Logan Basketball Junior Player of the Year ... as a senior at Moreton Bay College, Goodchild competed in the U18 Australian National Championships and averaged 19.4 points, 5.6 rebounds, 1.9 steals and 1.8 assists ... averaged 30.6 points at the Queensland Champion Schools Moreton Bay Open as a junior and helped her team to the gold medal at the Queensland Division I State Championship averaging an individual-best 30.4 points ... a three-time Moreton Bay College Basketball Player of the Year selection ... in 2017, selected Captain Moreton Bay Open Team, earned the trophy for Best National/International performance in Sport Award, Most Valuable Player Open Basketball team and Service to Sport Award ... played on the U18 Australian National Championships as a junior as well averaging 15.8 points, 6.9 rebounds, 2.1 assists and 1.6 steals ... named MVP of the U16 Australian National Championships, averaging 13.8 points, 6.2 rebounds, 1.9 steals and 1.3 assists ... in 2016, tabbed winner of the Excellence in Sporting Performance Award at Moreton Bay College along with Values Award for Teamwork and trophy for Best National/International performance in Sport Award ... the 2015 Most Valuable Player Open Basketball Team at Moreton Bay College and earned the High Achievement in Sport honor ... captured the U15 Queensland School Sport Honour Team award in 2014 at Moreton Bay College along with Junior Sportsperson of the Year, Head of College for High Achievement in Sport Award and Most Promising Basketball player awards.

Personal:

Full name is Miela Elizabeth Goodchild ... born on June 4, 2000 in Brisbane, Australia ... daughter of David & Michelle Goodchild ... has one brother, Conor (23) and one sister, Briana (26) ... involved in the following during school in Australia -- Student Representative Council, Captain of Wesley House, Inter Year Career, Art Committee Member and Balmoral Community Care Worker ... selected by the Australian Olympic committee to represent Australia at the 11th Pierre de Coubertin International forum in Estonia 2017 ... Australian female basketball representative at the Global Youth Camp, Camp Pass it on, in Istanbul Turkey 2014 ... ACC Honor Roll selection in 2018-19, 2019-20 and 2020-21 ... majoring in sociology and working towards obtaining a markets and management certificate.

Career Highs

Points..... 26
Troy (11-24-19)
at Notre Dame (2-21-19)

Rebounds 8
at UNLV (11-14-19)

Assists 5
High Point (11-5-19)

Steals 5
Davidson (11-27-19)

Field Goals Made 9
at Notre Dame (2-21-19)

Field Goals Attempted..... 17
Longwood (11-25-20)
at Notre Dame (2-21-19)

Field Goal Percentage.....1.000 (1-1)
North Carolina (2-6-20)

Free Throws Made 7
Troy (11-24-19)

Free Throw Percentage.....1.000 (4-4)
Clemson (2-28-19)

Three-Point Field Goals Made 8
at Notre Dame (2-21-19)

Three-Point Field Goals Attempted.... 14
at Notre Dame (2-21-19)

2020-21 - Junior Year

	Min	FG-A	3G-A	FT-A	OR/TOT	PF	A	T	B	S	PTS
Longwood [^]	32	6-17	1-6	3-3	1/4	1	1	3	0	1	16
Western Car. [^]	25	4-11	3-7	3-3	1/3	3	1	1	0	0	14
East Carolina [^]	26	8-12	6-10	2-2	0/5	3	0	2	0	1	24
Louisville [^]	28	3-11	0-3	1-1	1/4	0	2	1	0	0	7

[^] Denotes Game Started

2019-20 - Sophomore Year

	Min	FG-A	3G-A	FT-A	OR/TOT	PF	A	T	B	S	PTS
High Point [^]	31	3-11	1-4	3-4	0-7	2	5	2	0	1	10
at Texas A&M [^]	28	5-9	1-4	1-2	0-2	0	1	4	0	4	12
at UNLV [^]	37	3-10	2-8	4-6	2-8	0	0	2	0	1	12
Northwestern [^]	32	3-13	2-7	0-0	1-5	2	2	4	0	2	8
Idaho State [^]	26	4-12	1-5	0-0	0-1	1	1	1	0	2	9
Troy [^]	20	7-11	5-8	7-8	0-4	1	3	2	0	0	26
Davidson [^]	27	1-6	0-3	0-0	0-0	1	1	4	0	5	2
Penn [^]	32	4-6	3-3	0-0	0-4	1	1	2	0	2	11
at Nebraska [^]	39	6-11	3-7	0-0	2-3	2	1	2	0	1	15
Boston Col. [^]	31	5-10	4-7	0-0	0-3	1	1	4	1	1	14
at South Car. [^]	31	5-14	1-6	0-0	0-5	3	0	1	1	1	11
at FGCU [^]	32	2-11	0-5	0-0	0-4	1	1	3	0	3	4
Wake Forest [^]	33	3-12	2-8	1-1	0-2	0	1	3	0	1	9
at Louisville	7	0-2	0-1	0-0	0-2	1	0	1	0	0	0
at Virginia	20	2-6	2-5	0-0	0-0	1	1	2	0	0	6
Virginia Tech	27	4-8	3-6	3-3	0-1	0	1	1	0	1	14
Notre Dame	20	2-9	1-7	2-4	0-3	1	1	2	0	2	7
at Clemson	25	4-14	3-9	1-2	1-2	4	0	1	0	2	12
at Syracuse	10	1-6	1-3	0-0	0-0	1	1	1	0	2	3
Ga. Tech	16	3-4	3-4	0-0	0-3	2	0	3	0	0	9
N.C. State	10	0-1	0-1	0-0	0-2	0	2	1	0	0	0
North Carolina	4	1-1	0-0	0-0	0-0	1	1	0	0	2	
at Miami	9	0-3	0-1	0-0	1-1	1	0	0	0	1	0
at Pittsburgh	13	2-6	2-4	0-0	1-1	2	0	1	0	0	6
Florida State	20	1-6	0-5	0-0	0-3	1	3	0	0	2	
Virginia	7	0-2	0-1	0-0	0-0	0	1	1	1	0	0
at N.C. State	7	1-3	1-2	0-0	0-0	0	0	0	0	0	3
at Va. Tech	5	0-0	0-0	0-0	0-0	0	0	2	0	0	0
at UNC	12	4-6	2-4	2-2	0-1	0	0	1	0	1	12
vs. Boston Col.	10	0-3	0-2	0-0	0-1	1	0	0	0	0	0

[^] Denotes Game Started

2018-19 - Freshman Year

	Min	FG-A	3G-A	FT-A	OR/TOT	PF	A	T	B	S	PTS
at Northwest	26	1-4	0-2	2-2	1-2	3	1	4	0	3	4
at Maine	30	5-10	4-8	0-0	0-2	1	0	2	0	1	14
Elon [^]	27	4-8	1-3	1-2	0-1	4	3	2	1	0	10
vs. Wash. [^]	32	4-9	3-5	1-1	0-2	2	3	4	0	0	12
vs. Ball State [^]	32	5-9	3-7	0-0	0-3	2	2	8	1	3	13
vs. Missouri [^]	35	2-5	1-3	0-0	0-3	3	2	4	0	0	5
at Wisconsin [^]	35	3-9	1-4	0-0	1-1	2	4	2	0	2	7
Marist [^]	38	3-7	2-3	1-2	0-0	0	3	2	0	0	9
UNLV [^]	28	5-9	4-5	0-0	1-4	1	1	3	0	0	14
at Oregon St. [^]	21	0-1	0-0	2-2	0-0	1	1	1	0	0	2
East Carolina	26	5-8	4-7	5-6	1-4	0	3	1	0	4	19
FGCU [^]	35	5-8	3-5	2-2	0-0	0	1	5	0	1	15
at NC State [^]	31	2-7	2-6	0-0	0-0	1	0	2	0	0	6
Louisville	17	2-7	0-5	0-0	0-1	1	1	1	0	1	4
at Ga. Tech	13	3-7	2-5	0-0	1-2	1	0	4	0	0	8
Miami	31	4-8	3-4	2-2	2-3	3	2	2	0	4	13
at Florida St. [^]	16	0-5	0-2	0-0	0-1	0	0	3	0	0	0
Wake Forest	31	4-14	3-11	0-0	1-5	0	2	2	0	1	11
Syracuse	28	4-8	2-4	0-0	0-1	3	0	2	1	2	10
at Boston Col. [^]	49	8-10	5-6	2-2	0-0	1	3	2	0	0	23
Pittsburgh [^]	38	7-10	6-9	0-0	1-5	0	1	2	0	0	20
at UNC [^]	32	6-9	2-5	0-0	1-1	3	3	3	0	1	14
at Virginia [^]	32	2-5	0-3	0-0	0-0	0	1	4	1	1	4
Virginia Tech [^]	38	5-13	2-5	1-2	0-3	1	0	0	0	0	13
at Notre Dame [^]	38	9-17	8-14	0-0	0-3	0	3	3	0	0	26
at Wake Forest [^]	40	5-9	4-8	0-0	0-1	1	3	2	1	3	14
Clemson [^]	36	5-13	3-9	4-4	0-1	1	4	5	0	1	17
North Carolina [^]	26	0-7	0-6	2-2	1-3	2	2	0	0	2	2
vs. Pitt [^]	32	6-10	5-8	2-2	0-1	1	1	1	0	0	19
vs. Fla. State [^]	32	0-6	0-2	0-0	1-3	3	1	0	0	0	0

[^] Denotes Game Started



Career Statistics

YEAR	G-GS	MIN-AVG	FG-FGA	PCT	3P-3PA	PCT	FT-FTA	PCT	REB	AVG	PF-FO	AST	TO	BS	ST	PTS	AVG
2018-19	30-22	926/30.9	114-252	.452	73-164	.445	27-31	.871	56	1.9	41-0	51	76	5	30	328	10.9
2019-20	30-13	626/20.9	76-216	.352	43-130	.331	24-32	.750	68	2.3	31-0	29	51	3	33	219	7.3
2020-21	4-4	111/27.8	21-51	.412	10-26	.385	9-9	1.000	16	4.0	7-0	4	7	0	2	61	15.3
Career	64-39	1663/26.0	211-519	.407	126-320	.394	60-72	.833	140	2.2	79-0	84	134	8	65	608	9.5

Career ACC Regular Season Statistics

YEAR	G-GS	MIN-AVG	FG-FGA	PCT	3P-3PA	PCT	FT-FTA	PCT	REB	AVG	PF-FO	AST	TO	BS	ST	PTS	AVG
2018-19	16-11	497/31.1	66-149	.443	42-102	.412	11-12	.917	30	1.9	18-0	25	37	3	16	185	11.6
2019-20	18-2	275/15.3	33-99	.333	24-68	.353	9-12	.750	24	1.3	16-0	13	24	2	11	99	5.5
2020-21	1-1	28/28.0	3-11	.273	0-3	.000	1-1	1.000	4	4.0	0-0	2	1	0	0	7	7.0
Career	35-14	800/22.9	102-259	.394	66-173	.382	21-25	.840	58	1.7	34-0	40	62	5	27	291	8.3

Career ACC Tournament Statistics

YEAR	G-GS	MIN-AVG	FG-FGA	PCT	3P-3PA	PCT	FT-FTA	PCT	REB	AVG	PF-FO	AST	TO	BS	ST	PTS	AVG
2018-19	2-2	64/32.0	6-16	.375	5-10	.500	2-2	1.000	4	2.0	4-0	2	1	0	0	19	9.5
2019-20	1-0	10/10.0	0-3	.000	0-2	.000	0-0	.000	1	1.0	1-0	0	0	0	0	0	0.0
2020-21	N/A (Duke did not participate)																
Career	3-2	74/24.7	6-19	.316	5-12	.417	2-2	1.000	5	1.7	5-0	2	1	0	0	19	6.3

Career NCAA Tournament Statistics

YEAR	G-GS	MIN-AVG	FG-FGA	PCT	3P-3PA	PCT	FT-FTA	PCT	REB	AVG	PF-FO	AST	TO	BS	ST	PTS	AVG
2018-19	N/A (Duke did not qualify)																
2019-20	N/A (NCAA Tournament canceled due to COVID-19)																
2020-21	N/A (Duke did not qualify)																

Career Statistics Versus Ranked Opponents

YEAR	G-GS	MIN-AVG	FG-FGA	PCT	3P-3PA	PCT	FT-FTA	PCT	REB	AVG	PF-FO	AST	TO	BS	ST	PTS	AVG
2018-19	8-6	219/27.4	19-56	.339	13-36	.361	2-2	1.000	12	1.5	12-0	8	16	1	3	53	6.6
2019-20	6-2	103/17.2	12-35	.343	3-19	.158	1-2	.500	14	2.3	5-0	6	7	1	5	28	4.7
2020-21	1-1	28/28.0	3-11	.273	0-3	.000	1-1	1.000	4	4.0	0-0	2	1	0	0	7	7.0
Career	15-9	350/23.3	34-102	.333	16-58	.276	4-5	.800	30	2.0	17-0	16	24	2	8	88	5.9



Imani Lewis

6-1 ■ Senior ■ F ■ #23

Willingboro, N.J.

(Wisconsin)

Career Honors:

Second Team All-Big Ten (2020-21)

Academic All-Big Ten (2020-21)

Second-Team All-Big Ten (2019-20)

At Wisconsin (2018-19, 2019-20, 2020-21):

In three seasons, started 84-of-87 contests at Wisconsin.

As a Junior at Wisconsin (2020-21):

Earned Second Team All-Big Ten honors for the second straight season after averaging 15.0 points and 8.8 rebounds on the year ... started all 24 games ... notched 12 double-doubles which ranked second in the Big Ten ... ranked 17th in the Big Ten in scoring and fourth in rebounding ... became the 27th Wisconsin player to score 1,000 points ... registered double-digit scoring in 20-of-24 contests, including three games of 20+ points ... scored a career-high 27 points in back-to-back contests against Ohio State and at Minnesota ... featured a stretch of five straight games with double-doubles ... pulled down a career-high 16 rebounds against Illinois along with scoring 22 points ... drained 88 free throws on the season, including a season-high 9-of-12 at Minnesota.

As a Sophomore at Wisconsin (2019-20):

Played in all 31 games and started 30 ... earned Second Team All-Big Ten accolades ... led team in minutes with an average of 30.4 minutes per game ... shot 50.0 percent from behind the arc ... hit 71.7 percent from the free throw line ... led the team in scoring with an average of 14.5 points ... scored double-digits in 25 games ... recorded 13 double-doubles which led the Big Ten ... averaged 8.6 rebounds per game to lead the team ... scored a career-high 23 points against Penn State and pulled down 16 rebounds at Minnesota ... had 34 assists and 27 steals on the season ... second on the team in blocks with 21 ... holds third place in Wisconsin record book for consecutive double-doubles with six ... ranked fifth for most double-doubles in a season with 12 ... named to the Big Ten Honor Roll for weeks of Jan. 6 and Jan. 27.

As a Freshman at Wisconsin (2018-19):

An Honorable Mention All-Big Ten honoree ... played in 32 games for the Badgers, starting 30 ... averaged 27.4 minutes per game ... second on team in points, averaging 12.2 points per game ... ranked third among Big Ten freshmen in scoring ... registered a career-high 22 points versus Iowa ... notched five double-doubles on the season ... scored in double figures in 23 games ... led the team in scoring in eight games ... ranked second on team in rebounds, averaging 7.6 per game ... also ranked third among Big Ten freshmen in rebounding ... led the Badgers in rebounds for 12 games ... added career-high 14 rebounds vs. Marshall ... shot career best 7-of-7 from behind the line vs. North Dakota State ... shot a career-high 7-of-10 (70.0 percent) from the field vs. Pittsburgh ... led the team in blocks for three games ... averaged 1.2 steals per game.

Prep:

Averaged 20.3 points, 9.4 rebounds, 2.5 steals and 1.3 blocks per game as a senior for coaches Hilton Clarke and Dwayne King at Life Center Academy ... averaged 17.5 points, 7.2 rebounds, 2.3 steals and 1.1 blocks as a junior ... ranked as high as No. 41 in the class of 2018 ... earned MVP honors at the 2017 Mecca Showcase and She Got Game Classic ... reached the 1,000-points mark as a junior ... also played for Books and Basketball Academy AAU Club for coaches Antoine Sabb and Dwayne King ... member of the honor roll every semester of her high school career.

Personal:

Full name is Imani Lynne Lewis ... born on March 3, 2000 in Willingboro, N.J. ... daughter of Edward III and Dawn Lewis ... has one brother, Isaiah (24) ... her father, Edward Lewis III, played golf at Johnson C. Smith ... majoring in psychology.

Career Highs

Points	27
at Minnesota (2-14-21)	
Ohio State (2-10-21)	
Rebounds	16
Illinois (1-31-21)	
at Minnesota (1-22-20)	
Assists	4
Rutgers (12-28-19)	
Penn State (1-24-19)	
Blocks	5
Michigan (1-16-20)	
Steals	3
twelve times - most recent	
at Minnesota (2-14-21)	
Field Goals Made	10
at Iowa (1-7-19)	
Field Goals Attempted	20
at Purdue (12-31-19)	
Field Goal Percentage	0.750 (9-12)
Ohio State (2-10-21)	
Free Throws Made	11
Penn State (1-4-20)	
Free Throw Percentage	1.000 (7-7)
North Dakota State (11-17-18)	

2020-21 - Junior Year (Wisconsin)

	Min	FG-A	3G-A	FT-A	OR/TOT	PFA	T	B	S	PTS	
Western Ill. [^]	32	4-13	0-0	5-8	3/7	3	1	3	0	1	13
at Iowa [^]	27	7-11	0-0	3-4	4/11	2	0	3	0	0	17
Rutgers [^]	33	5-16	0-1	2-2	4/10	2	2	2	0	0	12
North Dakota [^]	27	3-13	0-0	4-6	2/9	2	1	3	0	0	10
Valparaiso [^]	38	9-15	0-0	1-5	3/11	3	1	4	1	0	19
at Michigan [^]	28	3-8	0-0	3-3	1/4	2	0	4	0	0	9
Minnesota [^]	29	6-9	0-1	1-2	0/5	4	0	1	1	2	13
Northwestern [^]	27	3-6	0-0	2-2	0/1	1	2	1	0	2	8
at Indiana [^]	20	4-9	0-0	2-3	1/4	2	0	2	0	0	10
Michigan [^]	30	4-11	0-0	1-2	1/5	1	0	2	0	1	9
Maryland [^]	37	5-10	0-0	7-8	3/14	3	2	1	1	0	17
at Purdue [^]	35	7-15	0-0	2-5	1/12	3	1	2	2	0	16
Michigan State [^]	29	6-10	0-0	5-6	4/12	2	0	2	0	0	17
at Nebraska [^]	34	6-19	0-0	7-8	3/13	1	0	0	0	1	19
Illinois [^]	35	9-18	0-0	4-6	6/16	2	1	3	0	1	22
at Maryland [^]	32	5-10	0-0	3-4	2/4	0	1	4	0	0	13
at Penn State [^]	30	8-14	0-0	2-5	2/10	2	0	1	0	0	18
Ohio State [^]	33	9-12	1-1	8-10	4/14	3	1	3	0	0	27
at Minnesota [^]	37	9-16	0-0	9-12	2/11	3	0	4	1	3	27
at Northwest [^]	32	4-10	0-0	3-4	2/8	3	0	3	0	0	11
Indiana [^]	26	3-10	0-0	3-6	0/4	2	0	1	0	0	9
Iowa [^]	25	5-15	0-0	6-9	3/6	4	2	2	0	2	16
at Michigan St. [^]	35	8-15	0-0	2-4	0/8	2	1	1	0	1	18
vs Illinois [^]	32	4-13	0-1	3-5	2/11	4	0	2	0	2	11

[^] Denotes Game Started

2019-20 - Sophomore Year (Wisconsin)

	Min	FG-A	3G-A	FT-A	OR/TOT	PFA	T	B	S	PTS	
North Florida [^]	25	3-9	0-0	1-2	3/6	4	1	4	0	0	7
Wofford [^]	27	4-12	0-0	4-9	2/10	1	1	5	1	1	12
at Colorado [^]	31	7-18	0-0	5-6	2/7	3	0	0	0	3	19
Milwaukee [^]	22	7-14	0-0	5-5	3/5	2	1	0	0	0	19
Eastern Illinois [^]	33	5-11	0-0	5-6	3/8	2	2	4	0	3	15
vs Ball State [^]	31	6-9	0-0	1-4	3/11	2	0	2	0	0	13
vs Arkansas [^]	21	5-9	0-0	4-6	5/7	5	2	4	0	0	14
at Ga. Tech [^]	31	3-11	0-0	4-9	1/6	2	1	1	0	1	10
at NDSU	30	3-5	0-0	5-7	2/6	1	2	0	1	0	11
Alabama State [^]	23	3-6	0-0	2-3	0/2	1	1	1	3	0	8
PVAMU [^]	27	4-8	0-0	4-6	2/10	2	0	1	0	1	12
Rutgers [^]	37	7-17	0-0	3-5	3/12	3	4	4	0	0	17
at Purdue [^]	34	9-20	0-0	2-3	7/15	1	1	2	2	0	20
Penn State [^]	32	6-10	0-0	11-14	3/14	2	1	3	1	2	23
at Nebraska [^]	33	8-16	0-0	2-3	2/10	0	0	1	0	1	18
at Michigan St. [^]	31	4-7	0-0	4-4	4/13	1	0	7	2	1	12
Michigan [^]	34	5-10	0-0	7-8	1/6	1	1	0	5	3	17
Iowa [^]	36	7-14	0-0	4-6	6/9	3	0	5	1	2	18
at Minnesota [^]	34	9-14	0-0	5-6	10/16	3	2	3	0	0	23
Nebraska [^]	36	8-18	1-1	4-6	3/6	2	2	2	0	1	21
at Indiana [^]	32	4-13	0-0	2-4	2/7	4	1	4	1	0	10
at Illinois [^]	24	5-10	0-0	1-2	1/3	2	1	3	0	0	11
Minnesota [^]	32	4-11	0-0	7-9	2/5	1	2	3	3	1	15
at Ohio State [^]	34	5-12	0-0	2-4	2/11	1	2	3	0	0	12
Purdue [^]	33	6-11	0-0	2-3	2/8	2	1	2	0	1	14
at Iowa [^]	30	6-15	0-0	5-6	3/12	3	0	1	0	0	17
Maryland [^]	19	2-8	0-0	2-2	0/5	4	0	2	0	0	6
Northwestern [^]	29	4-12	0-0	4-4	2/11	2	2	0	1	1	12
at Rutgers [^]	33	3-11	0-0	3-5	2/8	1	1	5	0	2	9
vs Illinois [^]	31	4-10	0-0	6-6	4/9	0	1	2	0	1	14
vs Rutgers [^]	36	8-15	0-1	3-3	1/10	0	1	4	0	2	19

[^] Denotes Game Started

2018-19 - Freshman Year (Wisconsin)

	Min	FG-A	3G-A	FT-A	OR/TOT	PFA	T	B	S	PTS	
Winthrop [^]	21	4-7	0-0	2-8	4/11	1	1	2	0	0	10
at Milwaukee [^]	25	4-14	0-0	4-9	3/8	2	0	1	1	3	12
NDSU [^]	26	6-11	0-0	7-7	4/7	1	0	4	0	0	19
IUPUI [^]	24	5-16	0-0	2-5	6/11	5	1	1	1	1	12
vs Pittsburgh [^]	24	7-10	0-0	4-6	3/6	3	0	0	0	0	18
at Tenn. State	17	2-6	0-0	5-6	1/8	4	1	4	0	0	9
vs Arkansas [^]	31	5-8	0-0	3-5	4/12	3	2	1	0	0	13
Duke [^]	31	4-11	0-0	3-4	3/4	2	0	1	0	0	11
Marshall [^]	27	2-12	0-0	7-10	6/14	1	1	1	2	1	11
at Green Bay [^]	26	4-8	0-0	1-3	2/7	4	0	1	2	1	9
Chicago State [^]	20	3-7	0-0	6-8	1/6	2	0	1	0	3	12
Evansville [^]	23	7-12	0-0	2-6	4/7	1	1	0	2	3	16
at Minnesota [^]	29	3-8	0-1	0-4	2/7	2	0	2	1	1	6
Purdue [^]	32	4-10	0-0	2-3	2/9	4	0	5	2	3	10
at Penn State [^]	26	4-13	0-1	3-6	3/6	3	1	3	1	0	11
at Iowa [^]	29	10-15	0-1	2-4	4/11	4	0	1	0	2	22
Indiana [^]	29	4-10	0-0	2-5	3/7	4	1	3	0	1	10
Minnesota [^]	22	2-7	0-0	2-4	1/2	3	1	1	2	0	6
at Northwest [^]	23	2-8	0-0	3-6	4/7	3	0	2	0	0	7
Penn State [^]	35	4-10	0-0	5-6	3/7	2	4	3	1	3	13
Nebraska [^]	32	7-13	0-0	3-4	2/7	1	0	2	0	1	17
at Maryland [^]	27	6-15	0-0	2-4	4/9	3	0	1	1	0	14
Michigan [^]	25	5-12	0-0	5-8	2/7	4	0	0	1	3	15
at Illinois [^]	22	8-12	0-1	0-0	3/7	5	0	2	0	0	16
Michigan State [^]	27	3-10	0-1	2-2	0/4	3	2	0	4	0	8
at Ohio State	DNP										
Illinois	27	2-7	0-0	5-10	4/12	1	0	2	0	1	9
at Rutgers [^]	30	5-13	0-1	8-9	0/3	4	0	1	0	0	18
Ohio State [^]	36	3-8	0-0	3-3	2/9	2	0	4	2	2	9
at Michigan [^]	33	4-10	0-0	3-4	2/6	3	0	3	1	3	11
vs Penn State [^]	26	7-12	0-0	3-5	4/9	3	2	1	1	2	17
vs Ohio State [^]	32	2-7	1-1	0-0	0/7	2	0	1	1	0	5
vs Michigan [^]	41	5-14	0-0	3-8	4/7	3	0	0	0	3	13

[^] Denotes Game Started

Career Statistics (at Wisconsin)

YEAR	G-GS	MIN-AVG	FG-FGA	PCT	3P-3PA	PCT	FT-FTA	PCT	REB	AVG	PF-FO	AST	TO	BS	ST	PTS	AVG
2018-19	32-30	877/27.4	143-336	.426	1-7	.143	102-172	.593	244	7.6	88-0	18	54	26	37	389	12.2
2019-20	31-30	943/30.4	164-366	.448	1-2	.500	119-166	.717	268	8.6	61-1	34	78	21	27	448	14.5
2020-21	24-24	741/30.9	136-298	.456	1-4	.250	88-129	.682	210	8.8	56-0	16	54	6	16	361	15.0
Career	87-84	2560/29.4	443-1000	.443	3-13	.231	309-467	.662	722	8.3	205-1	68	186	53	80	1198	13.8

Career Big Ten Regular Season Statistics

YEAR	G-GS	MIN-AVG	FG-FGA	PCT	3P-3PA	PCT	FT-FTA	PCT	REB	AVG	PF-FO	AST	TO	BS	ST	PTS	AVG
2018-19	17-16	484/28.5	76-181	.420	0-6	.000	50-82	.610	120	7.1	51-0	9	35	16	20	202	11.9
2019-20	18-18	573/31.8	102-229	.445	1-1	1.000	70-94	.745	171	9.5	36-0	21	50	16	15	275	15.3
2020-21	20-20	614/30.7	116-244	.475	1-3	.333	75-105	.714	172	8.6	44-0	13	42	5	13	308	15.4
Career	55-54	1671/30.4	294-654	.450	2-10	.200	195-281	.694	463	8.4	131-0	43	127	37	48	785	14.3

Career Big Ten Tournament Statistics

YEAR	G-GS	MIN-AVG	FG-FGA	PCT	3P-3PA	PCT	FT-FTA	PCT	REB	AVG	PF-FO	AST	TO	BS	ST	PTS	AVG
2018-19	3-3	99/33.0	14-33	.424	1-1	1.000	6-13	.462	23	7.7	8-0	2	2	2	5	35	11.7
2019-20	2-2	67/33.5	12-25	.480	0-1	.000	9-9	1.000	19	9.5	0-0	2	6	0	3	33	16.5
2020-21	1-1	32/32.0	4-13	.308	0-1	.000	3-5	.600	11	11.0	4-0	0	2	0	2	11	11.0
Career	6-6	198/33.0	30-71	.423	1-3	.333	18-27	.667	53	8.8	12-0	4	10	2	10	79	13.2

Career NCAA Tournament Statistics

YEAR	G-GS	MIN-AVG	FG-FGA	PCT	3P-3PA	PCT	FT-FTA	PCT	REB	AVG	PF-FO	AST	TO	BS	ST	PTS	AVG
2018-19		N/A (Wisconsin did not qualify)															
2019-20		N/A (NCAA Tournament canceled due to COVID-19)															
2020-21		N/A (Wisconsin did not qualify)															

Career Statistics Versus Ranked Opp



Jiselle Havas

5-10 ■ Senior ■ G ■ #33
Windermere, Fla.
(Lafayette College)

Career Honors:

ACC Honor Roll (2020-21)
 Patriot League Academic Honor Roll (2019-20, 2018-19)

Career:

Walked on to the 2020-21 Duke squad in the fall of 2020.

As a Junior at Duke (2020-21):

Sat out the first four contests due to NCAA transfer rules ... season was cut short as Duke opted out of the 2020-21 campaign due to COVID-19, after only four contests.

As a Sophomore at Lafayette (2019-20):

Appeared in 28 games, starting in three during her sophomore season ... played a career-high 36 minutes at Navy as well as pulled down a career-high eight rebounds ... put up double figures against LIU with a season-high 10 points ... averaged 2.2 points per game and 1.8 rebounds per game ... registered a season-high eight points against Duquesne and Army ... drained seven treys on the year.

As a Freshman at Lafayette (2018-19):

Made her Lafayette debut in the season opening win at FDU when she scored her first career points, finishing the contest with two points and a rebound in six minutes played ... followed that up with a career-high two boards and tallied her first assist and steal in the home opener against Binghamton where she played 10 minutes ... grabbed two rebounds and recorded a season-high 16 minutes at Wagner ... knocked down her first career three-pointer against St. Peter's ... hit a pair of treys in the FAU game and another two against Albany ... scored seven points at Manhattan with three rebounds ... tallied a career-high 15 points and four rebounds against Monmouth, including the game-tying free throw to force overtime ... scored double-figures at Loyola ... hit three three-pointers at Bucknell with a career-high four assists ... came off the bench to hit three treys, sparking a 9-0 run at Navy ... connected on a pair of three-pointers at Lehigh.

Prep:

A three-year starter and a member of two state championship teams (2015 & 2016) and a state runner-up (2018) ... over her career, collected 1,395 points, 321 rebounds, 187 assists and 140 steals ... Orlando Sentinel First Team All-Area and three-year captain ... class 5A FACA Player of the Year her senior season ... averaged 16.4 points, 3.1 rebounds, 2.0 assists and 2.3 steals as a senior.

Personal:

Full name is Jiselle Susanna Havas ... born on July 3, 2000 in Orlando, Fla. ... daughter of Jeremy and Susana Havas ... has two brothers, Justin (24) and Jayson (16) ... achieved the President's List for academics four years and was a part of the Merit Studies Program, National Honor Society and Spanish Honor Society in high school ... earned Patriot League Academic Honor Roll both of her seasons at Lafayette ... ACC Honor Roll selection in 2020-21 ... majoring in mechanical engineering.

Career Highs (at Lafayette)

Points	15
Monmouth (12-8-18)	
Rebounds	8
at Navy (2-29-20)	
Assists	4
at Bucknell (2-9-19)	
Blocks	1
five times - most recent	
Boston University (1-2-20)	
Steals	3
Delaware (11-24-18)	
Field Goals Made	4
Monmouth (12-8-18)	
Field Goals Attempted	8
three times - most recent	
at Binghamton (11-8-19)	
Field Goal Percentage	1.000 (2-2)
at Fairleigh Dickinson (11-9-18)	
Albany (12-1-18)	
Free Throws Made	4
Monmouth (12-8-18)	
Army (2-12-20)	
Free Throw Percentage	1.000 (2-2)
three times - most recent	
at Holy Cross (3-9-20)	
Three-Point Field Goals Made	3
three times - most recent	
at Navy (2-20-19)	
Three-Point Field Goals Attempted	8
at Florida Atlantic (11-23-18)	

2019-20 - Sophomore Year (Lafayette)

	Min	FG-A	3G-A	FT-A	OR/TOT	PFA	T	B	S	PTS	
FDU	18	1-4	1-2	0-0	1-3	2	0	1	0	1	3
at Binghamton	18	3-8	1-5	0-0	0-1	2	1	0	0	0	7
at St. John's	21	0-3	0-2	0-0	0-1	0	1	2	0	1	0
Duquesne	26	3-6	2-5	0-0	0-5	2	1	3	0	0	8
Long Island^	30	3-4	2-2	2-2	1-1	1	2	1	0	1	10
at Albany	13	1-5	0-4	0-0	0-1	1	0	1	1	1	2
Manhattan	9	0-1	0-1	0-0	0-0	2	0	2	0	0	0
at Monmouth	4	0-0	0-0	0-0	0-1	1	0	1	0	0	0
at Seton Hall	12	0-0	0-0	0-0	0-1	1	0	1	1	0	0
UMBC	18	2-6	1-5	0-0	0-1	2	0	1	0	1	5
Boston U.	16	2-4	1-3	1-2	0-4	2	1	1	1	0	6
at Bucknell	14	1-2	0-1	0-0	0-2	1	0	0	0	0	2
at Holy Cross	13	0-2	0-2	0-0	0-1	1	0	0	0	0	0
Loyola (MD)	14	0-3	0-1	0-2	0-1	0	0	0	0	1	0
at Colgate	7	0-1	0-1	0-0	0-0	3	0	0	0	0	0
Navy	DNP										
at Army	1	0-1	0-1	0-0	0-1	0	0	1	0	0	0
Lehigh	4	1-2	0-1	0-0	0-0	2	0	1	0	0	2
Colgate	10	1-3	1-1	0-0	0-2	3	0	1	0	0	3
at American	10	0-2	0-2	0-0	0-1	0	1	0	0	0	0
at Lehigh	7	0-2	0-1	0-0	0-1	0	0	0	0	0	0
Army	19	2-4	0-1	4-4	0-3	0	1	0	0	0	8
Holy Cross	12	0-4	0-3	0-0	0-0	1	1	0	0	0	0
at Boston U.	1	0-1	0-1	0-0	0-0	0	0	0	0	0	0
at Loyola (MD)	13	0-0	0-0	1-2	0-1	2	1	1	0	0	1
American^	22	0-3	0-1	0-0	0-4	4	2	0	0	0	0
at Navy^	36	0-5	0-4	0-0	1-8	0	2	3	0	1	0
Bucknell	12	0-2	0-1	0-0	0-1	1	0	0	0	0	0
at Holy Cross	21	1-4	0-1	2-2	1-4	1	0	1	0	1	4

^ Denotes Game Started

2018-19 - Freshman Year (Lafayette)

	Min	FG-A	3G-A	FT-A	OR/TOT	PFA	T	B	S	PTS	
at FDU	7	1-1	0-0	0-0	0-1	2	0	2	0	0	2
Binghamton	10	0-2	0-1	0-0	1-2	0	1	2	0	1	0
at Wagner	16	0-3	0-2	0-0	0-2	0	0	0	0	0	0
Saint Peter's	5	1-2	1-1	0-0	0-1	3	0	0	0	0	3
at Fla. Atlantic	15	2-8	2-8	0-0	2-3	0	0	3	0	0	6
vs. Delaware	20	0-6	0-4	1-2	1-2	2	0	0	0	3	1
Albany	8	2-2	2-2	0-0	0-0	0	0	0	0	0	6
at Manhattan	20	2-4	0-1	3-4	1-3	0	0	4	0	0	7
Monmouth	27	4-8	3-6	4-7	0-4	1	0	1	0	0	15
Cornell	15	0-5	0-3	0-0	0-0	0	1	1	0	0	0
at LIU Brooklyn	4	0-1	0-0	0-0	1-1	0	0	1	0	1	0
Lehigh	10	1-2	0-1	0-0	0-1	4	1	0	0	0	2
Holy Cross	DNP										
at Colgate	16	0-3	0-2	0-0	1-3	0	1	1	0	1	0
Bucknell	9	0-3	0-2	0-0	0-1	0	0	0	0	0	0
at Army	3	0-1	0-1	0-0	0-1	0	1	1	0	1	0
at Loyola (MD)	14	3-6	2-4	2-2	0-2	0	2	0	0	1	10
Navy	DNP										
at American	20	1-4	0-2	0-0	0-2	0	2	1	0	1	2
Boston U.	DNP										
at Holy Cross	13	1-3	1-3	0-0	0-1	1	0	2	0	0	3
at Bucknell	19	3-4	3-4	0-0	0-3	1	4	1	0	0	9
Army	18	1-5	1-4	0-0	0-1	1	0	1	1	0	3
Loyola (MD)	DNP										
at Navy	33	3-7	3-4	1-2	0-3	4	0	2	0	1	10
American	23	0-1	0-0	0-0	0-6	2	0	3	1	1	0
at Boston U.	11	0-1	0-1	0-0	0-1	1	0	1	0	1	0
at Lehigh	11	2-3	2-3	0-0	0-0	3	1	1	0	0	6
Colgate	10	0-1	0-1	0-0	1-3	1	0	1	0	0	0
at Army	11	1-3	0-1	0-0	0-1	0	0	0	0	0	2
at American	12	0-1	0-1	1-2	2-2	3	0	1	0	1	1

Career Statistics (at Lafayette)

YEAR	G-GS	MIN-AVG	FG-FGA	PCT	3P-3PA	PCT	FT-FTA	PCT	REB	AVG	PF-FO	AST	TO	BS	ST	PTS	AVG
2018-19	27-0	381/14.1	28-90	.311	20-62	.323	12-19	.632	50	1.9	29-0	14	30	2	13	88	3.3
2019-20	28-3	403/14.4	21-82	.256	9-52	.173	10-14	.714	49	1.8	35-0	14	22	3	8	61	2.2
2020-21	N/A (sat out due to transfer rules)																
Career	55-3	784/14.2	49-172	.285	29-114	.254	22-33	.667	99	1.8	64-0	28	52	5	21	149	2.7

Career Patriot League Regular Season Statistics

YEAR	G-GS	MIN-AVG	FG-FGA	PCT	3P-3PA	PCT	FT-FTA	PCT	REB	AVG	PF-FO	AST	TO	BS	ST	PTS	AVG
2018-19	14-0	210/15.0	15-44	.341	12-32	.375	3-4	.750	28	2.0	18-0	12	15	2	7	45	3.2
2019-20	17-2	211/12.4	7-41	.171	2-25	.080	6-10	.600	30	1.8	20-0	9	8	1	2	22	1.3
2020-21	N/A (sat out due to transfer rules)																
Career	31-2	421/13.6	22-85	.259	14-57	.246	9-14	.643	58	1.9	38-0	21	23	3	9	67	2.2

Career Patriot League Tournament Statistics

YEAR	G-GS	MIN-AVG	FG-FGA	PCT	3P-3PA	PCT	FT-FTA	PCT	REB	AVG	PF-FO	AST	TO	BS	ST	PTS	AVG
2018-19	2-0	23/11.5	1-4	.250	0-2	.000	1-2	.500	3	1.5	3-0	0	1	0	1	3	1.5
2019-20	1-0	21/21.0	1-4	.250	0-1	.000	2-2	1.000	4	4.0	1-0	0	1	0	1	4	4.0
2020-21	N/A (sat out due to transfer rules)																
Career	3-0	44/14.7	2-8	.250	0-3	.000	3-4	.750	7	2.3	4-0	0	2	0	2	7	2.3

Career NCAA Tournament Statistics

YEAR	G-GS	MIN-AVG	FG-FGA	PCT	3P-3PA	PCT	FT-FTA	PCT	REB	AVG	PF-FO	AST	TO	BS	ST	PTS	AVG
2018-19	N/A (Lafayette did not qualify)																
2019-20	N/A (Lafayette did not qualify)																
2020-21	N/A (sat out due to transfer rules/Duke did not qualify)																

Career Statistics Versus Ranked Opponents

YEAR	G-GS	MIN-AVG	FG-FGA	PCT	3P-3PA	PCT	FT-FTA	PCT	REB	AVG	PF-FO	AST	TO	BS	ST	PTS	AVG
2018-19	N/A (Lafayette did not play any ranked opponents)																
2019-20	N/A (Lafayette did not play any ranked opponents)																
2020-21	N/A (sat out due to transfer rules)																



Jordyn Oliver

5-10 ■ Junior ■ G ■ #11

Prosper, Texas
(Baylor)

Career Honors:

McDonald's All-American (2019)
Jordan Brand All-American (2019)
USA Basketball Gold Medalist (2017)

At Baylor (2019-20, 2020-21):

In two seasons, started three of 48 games played ... owns a career 2.3 assist-turnover-ratio ... helped lead Baylor to the NCAA Elite Eight ... was a part of back-to-back Big 12 Conference regular season and tournament championship teams.

As a Sophomore at Baylor (2020-21):

Made three starts, while appearing in 25 contests ... 4.0 points, 2.5 rebounds and 2.0 assists ... featured an impressive 2.6 assist-turnover-ratio (50-19) ... collected a career-high 15 points against McNeese to go along with 11 rebounds, three assists, one blocked shot and one steal in 21 minutes, which marked her second collegiate double-double in back-to-back contests ... dished a career-high 10 assists and had a then career-high 12 points against Northwestern State ... collected 14 points against Jackson State in the NCAA Tournament and 11 points versus TCU in the Big 12 Conference Tournament.

As a Freshman at Baylor (2019-20):

Appeared in 23 games, carrying an impressive 2.3 assist-to-turnover ratio ... averaged 2.8 points, 1.7 rebounds and 2.3 assists per contest ... tied a season-high nine points at Kansas to go along with six boards and four assists ... scored nine points again against the Jayhawks on Feb. 5 ... dished six assists in her first two games as a collegiate player ... registered at least three assists in 11 games in her rookie campaign.

2017 FIBA Americas U16 Championship with United States:

Saw action in all five contests with the 2017 USA U16 National Team, while helping lead the United States to the gold medal in Buenos Aires, Argentina ... averaged 3.6 points and 3.6 rebounds ... with the gold medal, the team qualified the USA for the 2018 FIBA U17 World Cup.

Prep:

2019 McDonald's All-American ... 2019 Naismith Trophy National High School All-American Honorable Mention selection ... 2019 Jordan Brand Classic All-American ... named the USA Today Texas Player of the Year in 2019 ... earned TABC 6A All-State her senior season and was 5A All-State in each of her first three seasons ... named the Star Local Media Most Valuable Player of the 2018-19 All-Area Team ... averaged 20 points and nine rebounds as a senior and collected more than 2,000 career-points at Prosper High School ... ranked No. 12 overall and No. 4 at her position by ESPN Hoopgurlz ... five-star recruit ... participated in the 2018 USA Women's U17 World Cup Team Trials and the 2016 USA Basketball Women's U17 World Championship Team trials.

Personal:

Full name is Jordyn Rae-Ann Oliver ... born on April 22, 2001 in Fremont, Calif. ... daughter of Dwayne and Carmell Oliver ... has three brothers, Brennen Bryson Adams, Marcus Oliver-Davis and Dwayne Oliver ... her uncle, LaTroy Hawkins, played Major League Baseball and was with the Toronto Blue Jays before he retired ... her cousin, Jared Cunningham, played basketball at Oregon State University and in the NBA, last with the Milwaukee Bucks ... majoring in sociology.

Career Highs

Points	15
McNeese State (12/19/20)	
Rebounds	11
McNeese State (12/19/20)	
Assists	10
Northwestern State (12/18/20)	
Blocks	3
TCU (1/26/21)	
Steals	4
vs. Jackson State (3/21/21)	
Field Goals Made	6
vs. Jackson State (3/21/21)	
McNeese State (12/19/20)	
Field Goals Attempted	11
vs. Jackson State (3/21/21)	
Field Goal Percentage	1.000 (5-5)
vs. TCU (3/12/21)	
Free Throws Made	4
Grambling State (11/8/19)	
Free Throw Percentage	1.000 (2-2)
West Virginia (3/8/21)	
Three-Point Field Goals Made	1
at Kansas (1/15/20)	
Oklahoma State (1/12/20)	
Three-Point Field Goals Attempted	2
at Kansas (1/15/20)	
Georgia (12/4/19)	

2020-21 - Sophomore Year (Baylor)

	Min	FG-A	3G-A	FT-A	OR/TOT	PFA	T	B	S	PTS	
Central Ark. [^]	25	1-3	0-0	1-2	0/2	0	2	3	0	2	3
at South Fla. [^]	11	1-1	0-0	0-0	0/1	0	1	0	0	1	2
at Arkansas	6	0-1	0-0	0-0	1/1	0	3	0	0	0	0
at West Virginia	2	0-0	0-0	0-0	0/0	2	0	1	0	0	0
Texas Tech	20	3-4	0-0	2-4	2/7	1	8	1	0	0	8
Southern	16	1-3	0-0	2-3	1/1	1	4	2	0	1	4
Northwest St.	19	5-8	0-0	2-3	2/3	1	10	1	0	3	12
McNeese State	21	6-9	0-0	3-4	4/11	0	3	2	1	1	15
at TCU	DNP										
Iowa State	13	2-3	0-0	0-0	3/7	0	1	0	1	0	4
at Okla. State [^]	13	0-1	0-0	0-0	0/0	0	0	1	0	1	0
Oklahoma	9	0-2	0-0	0-0	1/2	1	0	1	0	0	0
TCU	15	4-5	0-0	0-0	0/0	1	2	1	3	2	8
at Iowa State	DNP										
Kansas	15	2-6	0-0	0-0	2/4	1	2	2	1	0	4
at Kansas State	2	0-0	0-0	0-0	0/1	0	0	0	0	1	0
at Texas Tech	8	1-1	0-0	0-0	0/1	0	3	0	0	0	2
Texas	4	1-2	0-0	0-0	0/0	0	0	0	0	0	2
at Oklahoma	1	0-1	0-0	0-0	0/0	0	0	0	0	0	0
Oklahoma State	5	0-1	0-0	0-0	0/0	0	1	0	0	0	0
Kansas State	17	1-4	0-0	0-0	1/2	1	1	1	1	0	2
at Texas	DNP										
at Kansas	14	1-2	0-0	1-4	0/3	4	1	0	0	0	3
West Virginia	6	0-1	0-0	2-2	1/2	1	2	1	0	0	2
vs TCU	12	5-5	0-0	1-1	1/2	2	3	1	0	2	11
vs Texas	DNP										
vs West Virginia	2	0-1	0-0	0-0	0/0	0	0	0	0	0	0
vs Jackson St.	21	6-11	0-0	2-4	4/7	3	3	1	1	4	14
vs Virginia Tech	5	2-5	0-0	0-0	2/5	0	0	0	0	1	4
vs Michigan	DNP										
vs Connecticut	DNP										

[^] Denotes Game Started

2019-20 - Freshman Year (Baylor)

	Min	FG-A	3G-A	FT-A	OR/TOT	PFA	T	B	S	PTS	
New Hampshire	19	1-3	0-0	0-2	0/5	0	6	4	0	0	2
Grambling State	18	0-2	0-0	4-6	1/9	0	6	2	1	1	4
Houston Baptist	15	2-8	0-0	0-0	0/0	1	5	1	1	0	4
South Florida	DNP										
Lamar	20	1-3	0-1	1-2	0/2	1	4	3	0	0	3
vs Wash. State	13	1-2	0-0	0-0	0/1	0	3	2	2	0	2
vs Indiana	DNP										
vs South Car.	2	1-1	0-0	0-2	1/1	0	1	0	0	0	2
Georgia	13	2-6	0-2	1-1	0/5	1	2	2	0	1	5
Arkansas St.	17	1-3	0-1	0-0	0/2	2	5	1	2	2	2
Morehead St.	18	0-3	0-0	0-0	0/0	1	4	0	0	1	0
at Oklahoma	2	0-0	0-0	0-0	1/1	1	0	1	0	0	0
at Connecticut	DNP										
Oklahoma State	9	2-2	1-1	1-2	0/1	1	5	1	1	0	6
at Kansas	17	3-6	1-2	2-5	1/6	3	4	1	0	0	9
West Virginia	9	2-4	0-0	0-1	0/2	0	3	1	1	0	4
at TCU	DNP										
Texas Tech	4	0-0	0-0	0-0	0/0	2	0	0	0	0	0
Iowa State	2	0-2	0-0	0-0	0/0	1	0	0	0	0	0
at Texas	1	0-1	0-0	0-0	0/0	0	0	0	0	0	0
Kansas	18	4-7	0-1	1-5	0/1	2	2	3	1	2	9
at Kansas State	DNP										
TCU	2	0-0	0-0	0-0	0/0	1	0	1	0	0	0
at Oklahoma St.	3	1-2	0-0	0-0	1/2	0	1	0	0	0	2
at Texas Tech	DNP										
Oklahoma	11	3-6	0-1	0-0	0/0	0	3	1	0	1	6
at West Virginia	3	1-1	0-0	0-1	0/0	0	0	0	0	0	2
Kansas State	3	0-0	0-0	0-0	0/0	2	0	1	0	0	0
Texas	1	0-0	0-0	3-4	0/0	0	0	1	0	1	3
at Iowa State	DNP										

[^] Denotes Game Started

Career Statistics (at Baylor)

YEAR	G-GS	MIN-AVG	FG-FGA	PCT	3P-3PA	PCT	FT-FTA	PCT	REB	AVG	PF-FO	AST	TO	BS	ST	PTS	AVG
2019-20	23-0	220/9.6	25-62	.403	2-9	.222	13-31	.419	38	1.7	19-0	54	26	9	9	65	2.8
2020-21	25-3	282/11.3	42-80	.525	0-0	.000	16-27	.593	62	2.5	19-0	50	19	8	19	100	4.0
Career	48-3	502/10.5	67-142	.472	2-9	.222	29-58	.500	100	2.1	38-0	104	45	17	28	165	3.4

Career Big 12 Regular Season Statistics

YEAR	G-GS	MIN-AVG	FG-FGA	PCT	3P-3PA	PCT	FT-FTA	PCT	REB	AVG	PF-FO	AST	TO	BS	ST	PTS	AVG
2019-20	14-0	85/6.1	16-31	.516	2-5	.400	7-18	.389	13	0.9	13-0	18	11	3	4	41	2.9
2020-21	15-1	144/9.6	15-33	.455	0-0	.000	5-10	.500	29	1.9	12-0	21	9	6	4	35	2.3
Career	29-1	229/7.9	31-64	.484	2-5	.400	12-28	.429	42	1.4	25-0	39	20	9	8	76	2.6

Career Big 12 Tournament Statistics

YEAR	G-GS	MIN-AVG	FG-FGA	PCT	3P-3PA	PCT	FT-FTA	PCT	REB	AVG	PF-FO	AST	TO	BS	ST	PTS	AVG
2019-20	N/A (Big 12 Tournament canceled due to COVID-19)																
2020-21	2-0	14/7.0	5-6	.833	0-0	.000	1-1	1.000	2	1.0	2-0	3	1	0	2	11	5.5
Career	2-0	14/7.0	5-6	.833	0-0	.000	1-1	1.000	2	1.0	2-0	3	1	0	2	11	5.5

Career NCAA Tournament Statistics

YEAR	G-GS	MIN-AVG	FG-FGA	PCT	3P-3PA	PCT	FT-FTA	PCT	REB	AVG	PF-FO	AST	TO	BS	ST	PTS	AVG
2019-20	N/A (NCAA Tournament canceled due to COVID-19)																
2020-21	2-0	26/13.0	8-16	.500	0-0	.000	2-4	.500	12	6.0	3-0	3	1	1	5	18	9.0
Career	2-0	26/13.0	8-16	.500	0-0	.000	2-4	.500	12	6.0	3-0	3	1	1	5	18	9.0

Career Statistics Versus Ranked Opponents

YEAR	G-GS	MIN-AVG	FG-FGA	PCT	3P-3PA	PCT	FT-FTA	PCT	REB	AVG	PF-FO	AST	TO	BS	ST	PTS	AVG
2019-20	2-0	11/5.5	3-5	.600	0-0	.000	0-3	.000	3	1.5	0-0	4	1	1	0	6	3.0
2020-21	3-0	14/4.7	0-3	.000	0-0	.000	2-2	1.000	3	1.0	1-0	5	1	0	0	2	0.7
Career	5-0	25/5.0	3-8	.375	0-0	.000	2-5	.400	6	1.2	1-0	9	2	1	0	8	1.6



Celeste Taylor

5-11 ■ Junior ■ G ■ #0
Valley Stream, N.Y.
(Texas)

Career Honors:

2021-22 Ann Meyers-Drysdale Award Watch List - Top Shooting Guard
Three-time USA Basketball Gold Medalist
All-Big 12 Freshman Team (2019-20)
Big 12 Commissioner's Honor Roll (Fall 2019, Spring 2020)
McDonald's All-American (2019)
Jordan Brand All-American (2019)

At Texas (2019-20, 2020-21):

Started 52-of-58 contests in two seasons at Texas ... helped lead Texas to the NCAA Elite Eight in 2021.

As a Sophomore at Texas (2020-21):

An All-Big 12 Honorable Mention selection ... averaged 12.3 points, 4.9 rebounds, 2.0 assists and 2.1 steals ... her 2.1 steals average ranked second in the Big 12 while her scoring (12.3) was 21st ... collected 20+ points on four different occasions ... scored double-digits in 20 games ... drained 30 three-pointers on the year ... tied a season-high in the NCAA Tournament second round against UCLA with 24 points as she hit 9-of-17 field goals and hit two treys ... notched three double-doubles against Oklahoma (10 points, 11 boards), Baylor (10 points, 12 rebounds) and Maryland (15 points, 11 rebounds) ... had 15 points, 11 rebounds, four assists and one steal in 40 minutes to help lead Texas to an upset victory against the Terapins in the NCAA Sweet 16 ... drained at least one three-pointer in 15 contests ... preseason All-Big 12 Conference honoree.

As a Freshman at Texas (2019-20):

A 2020 Big 12 All-Freshman Team selection ... a three-time Big 12 Freshman of the Week honoree and a one-time Big 12 Player of the Week selection ... played in all 30 games with 26 starts, averaging 27.9 minutes per game ... played the fourth-most minutes on the team ... averaged 9.3 points and 4.8 rebounds ... fourth on the Texas squad in scoring and third in rebounding ... scored in double figures on 14 occasions during the year ... led the Longhorns in three-pointers made with 31 ... made a career-high four three-pointers on three different occasions ... third on the team in steals with 42 and fourth in assists with 44 ... was the Big 12 Co-Player of the Week and Big 12 Player of the Week on March 2, after helping the Longhorns to wins against No. 25 TCU and Oklahoma ... during that span, she averaged 24.5 points per game, a field-goal percentage of 60.7, eight three-pointers made and 36.5 minutes per game ... she was the only Texas player on the season to record back-to-back 20-plus point games ... scored a career-high 27 points with a career-best four three-pointers in 36 minutes in a win against Oklahoma ... turned in her first career double-double in a road win against No. 25 TCU with a then-career-high 22 points, a career-high-tying 10 rebounds and a career-high four three-pointers in a career-best 27 minutes ... reached double figures in scoring for five consecutive games from Nov. 20 to Dec. 1 ... brought down a career-high 10 rebounds to go with four points vs. UTSA [Nov. 14].

2019 FIBA U19 World Cup with United States:

Saw action in all seven contests with the 2019 USA U19 National Team, while helping lead the United States to the gold medal in Bangkok, Thailand ... averaged 5.0 points and 2.6 rebounds.

2017 FIBA Americas U16 Championship with United States:

Started all five contests with the 2017 USA U16 National Team, while helping lead the United States to the gold medal in Buenos Aires, Argentina ... averaged 4.8 points and 3.8 rebounds ... with the gold medal, the team qualified the USA for the 2018 FIBA U17 World Cup.

2018 FIBA U17 World Cup with United States:

Saw action in all seven contests with the 2018 U.S. U17 World Cup Team, while helping lead the United States to the gold medal in Minsk, Belarus ... averaged 6.1 points and 4.1 rebounds.

Prep:

The No. 6 overall player in the Class of 2019 as ranked by Blue Star ... a 2019 McDonald's All-American, a Jordan Brand Classic participant and the 2018-19 Gatorade New York Girls Basketball Player of the Year ... a 2019 WBCA High School All-America Honorable Mention selection ... earned MaxPreps High School All-American Honorable Mention recognition in 2018 and 2019 ... a two-time USA Today All-New York selection, earning first-team honors in 2019 and second-team accolades in 2018 ... the New York Newsday Long Island Player of the Year in 2017, 2018 and 2019, earning All-Long Island First Team honors in those years ... named to the New York State Sportswriters Association Class AA First Team in each of her final three seasons of high school ... as a senior at Long Island Lutheran in 2018-19, averaged 16.3 points per game, 8.3 rebounds per game and 5.9 assists per game in leading her team to the 2019 New York State Association of Independent Schools Class AA Championship ... as a junior in 2017-18, averaged 23.8 points per game, 6.8 rebounds per game and 4.5 steals per game ... as a sophomore in 2016-17, helped her team to an 18-4 record and the NYSAIS Class AA Semifinals ... played on her high school's varsity basketball team since the seventh grade.

Personal:

Full name is Celeste Yvonne Taylor ... born on June 20, 2001 in Queens, N.Y. ... daughter of Alex and Selene Navarro ... has one brother, Isaiah (22), and two sisters, Alexis (17) and Ariel (14) ... majoring in psychology.

2020-21 - Sophomore Year (Texas)

	Min	FG-A	3G-A	FT-A	OR/TOT	PFA	T	B	S	PTS	
SMU [^]	27	9-18	2-5	4-8	2/3	1	0	1	2	8	24
North Texas [^]	29	4-7	0-0	6-10	2/4	4	2	2	0	4	14
Louisiana Tech [^]	27	6-11	2-6	0-0	0/3	4	2	1	0	5	14
Texas A&M [^]	29	3-12	1-5	0-0	3/6	3	0	5	1	1	7
Idaho [^]	24	3-12	2-8	0-0	2/5	4	2	2	0	0	8
Drake		DNP									
at Kansas State		DNP									
Lamar		DNP									
Iowa State	27	2-9	1-3	0-0	2/5	4	1	1	2	4	5
at West Virginia	27	4-14	0-2	2-6	0/1	0	0	5	1	2	10
Kansas [^]	40	9-20	4-6	1-2	1/5	1	3	0	0	1	23
at Texas Tech [^]	33	6-16	2-5	0-0	1/2	5	2	2	1	2	14
TCU [^]	21	6-11	1-5	1-2	1/3	4	0	1	1	1	14
at Iowa State [^]	28	6-14	0-1	2-4	2/4	3	2	4	1	3	14
at Okla. State [^]	28	3-12	0-5	0-0	1/2	3	0	2	1	2	6
Texas Tech [^]	38	5-22	0-2	0-0	5/11	3	4	1	0	2	10
at Oklahoma [^]	34	5-16	0-1	2-4	2/5	2	1	0	0	1	12
West Virginia [^]	25	4-9	1-1	1-2	2/4	3	1	0	2	0	10
Okla. State [^]	33	8-16	2-4	0-0	1/2	4	2	3	0	2	18
at Baylor [^]	38	5-19	0-2	1-4	3/8	4	2	4	1	2	11
Kansas State [^]	40	6-14	1-5	0-2	2/5	2	4	1	1	4	13
at Kansas [^]	13	1-4	0-2	0-0	0/1	4	1	3	0	0	2
Oklahoma [^]	40	3-16	1-4	3-4	5/12	5	6	5	0	4	10
Baylor [^]	36	1-6	0-1	4-4	1/6	3	3	6	0	1	6
at TCU [^]	39	5-13	2-6	0-2	1/3	3	2	6	0	0	12
vs Iowa State [^]	35	2-10	1-4	6-6	3/6	4	4	2	1	0	11
vs Baylor [^]	40	8-17	3-4	3-3	0/2	3	1	3	0	2	22
vs Bradley [^]	29	4-16	0-3	0-0	2/7	3	3	2	2	4	8
vs UCLA [^]	40	9-17	2-5	4-4	2/5	4	2	4	0	1	24
vs Maryland [^]	40	6-16	2-3	1-2	4/11	2	4	1	0	1	15
vs South Car. [^]	39	3-18	0-3	2-4	2/7	2	2	4	0	3	8

[^] Denotes Game Started

2019-20 - Freshman Year (Texas)

	Min	FG-A	3G-A	FT-A	OR/TOT	PFA	T	B	S	PTS	
at South Fla.	16	1-5	0-2	0-0	0/0	5	1	4	1	2	2
UTSA [^]	29	1-8	0-3	2-2	4/10	1	3	4	2	1	4
Arizona [^]	21	1-8	1-6	0-0	0/3	3	1	3	0	0	3
UTRGV [^]	25	4-10	3-7	0-0	0/1	0	1	3	1	2	11
Southern [^]	27	4-7	2-2	2-2	3/6	2	1	3	0	1	12
vs N.C. State [^]	34	4-14	2-6	2-3	1/2	2	1	2	0	3	12
vs North Texas [^]	24	3-8	0-0	6-7	0/4	3	2	4	0	0	12
at Hawaii [^]	34	4-5	0-0	5-6	3/6	4	4	3	0	0	13
at Tennessee [^]	24	2-8	1-4	0-0	0/4	5	3	3	0	0	5
Ohio [^]	37	6-15	2-6	3-3	6/9	2	3	5	3	2	17
Stanford [^]	25	4-8	2-4	0-0	0/2	4	0	2	0	2	10
Northwest. St. [^]	19	2-9	0-5	4-7	2/3	0	0	2	2	1	8
TCU [^]	27	2-8	2-5	1-2	3/5	5	0	2	2	1	7
at Iowa State [^]	26	2-6	0-1	0-0	1/4	3	3	1	1	1	4
at W. Virginia [^]	32	3-11	0-1	3-5	2/5	3	0	4	0	2	9
Texas Tech [^]	18	3-9	1-4	0-0	3/6	4	5	3	0	2	7
at Kansas State [^]	32	4-13	4-9	3-5	1/3	1	3	6	0	7	15
Kansas [^]	35	0-4	0-2	5-6	2/7	3	1	3	0	2	5
at Okla. State [^]	23	3-9	0-2	7-9	1/5	3	1	0	0	1	13
at Oklahoma [^]	23	5-10	1-4	2-2	3/4	2	1	3	0	1	13
Baylor [^]	34	2-9	0-2	2-4	2/4	2	0	2	1	0	6
at Texas Tech [^]	29	3-8	1-4	4-6	2/6	1	1	2	4	1	11
Iowa State [^]	26	1-10	1-7	1-2	3/6	5	1	3	1	4	4
at Kansas	23	4-11	0-3	8-12	4/7	5	0	3	0	1	16
West Virginia [^]	29	1-8	0-1	0-0	1/4	0	1	1	0	0	2
Kansas State [^]	34	2-5	0-1	0-0	3/6	2	0	2	0	1	4
at TCU [^]	37	8-14	4-7	2-4	4/10	3	2	3	1	0	22
Oklahoma [^]	36	9-14	4-6	5-9	0/5	2	2	2	0	2	27
at Baylor [^]	27	1-7	0-3	0-0	3/4	2	2	3	1	2	2
Oklahoma State	31	1-5	0-3	2-2	2/3	1	1	2	0	1	4

[^] Denotes Game Started

Career Highs

Points.....	27
Oklahoma (2-29-20)	
Rebounds.....	12
Oklahoma (2-27-21)	
Assists.....	6
Oklahoma (2-27-21)	
Blocks.....	4
at Texas Tech (2-9-20)	
Steals.....	8
SMU (11-25-20)	
Field Goals Made.....	9
four times - most recent	
vs. UCLA (3-24-21)	
Field Goals Attempted.....	22
Texas Tech (1-30-21)	
Field Goal Percentage.....	0.800 (4-5)
at Hawaii (12-1-19)	
Free Throws Made.....	8
at Kansas (2-15-20)	
Free Throw Percentage.....	1.000 (6-6)
vs. Iowa State (3-12-21)	
Three-Point Field Goals Made.....	4
four times - most recent	
Kansas (1-14-21)	
Three-Point Field Goals Attempted.....	9
at Kansas State (1-19-20)	

Career Statistics (at Texas)

YEAR	G-GS	MIN-AVG	FG-FGA	PCT	3P-3PA	PCT	FT-FTA	PCT	REB	AVG	PF-FO	AST	TO	BS	ST	PTS	AVG
2019-20	30-26	835/27.8	90-266	.338	31-110	.282	69-98	.704	144	4.8	78-5	44	83	20	43	280	9.3
2020-21	28-26	896/32.0	136-385	.353	30-101	.297	43-73	.589	138	4.9	87-2	56	71	17	60	345	12.3
Career	58-52	1731/29.9	226-651	.347	61-211	.289	112-171	.655	282	4.9	165-7	100	154	37	103	625	10.8

Career Big 12 Regular Season Statistics

YEAR	G-GS	MIN-AVG	FG-FGA	PCT	3P-3PA	PCT	FT-FTA	PCT	REB	AVG	PF-FO	AST	TO	BS	ST	PTS	AVG
2019-20	18-15	522/29.0	54-160	.338	18-64	.281	44-66	.667	94	5.2	47-3	24	44	11	28	170	9.4
2020-21	17-15	540/31.8	79-231	.342	15-55	.273	17-36	.472	79	4.6	53-2	34	44	11	31	190	11.2
Career	35-30	1062/30.3	133-391	.340	33-119	.277	61-102	.598	173	4.9	100-5	58	88	22	59	360	10.3

Career Big 12 Tournament Statistics

YEAR	G-GS	MIN-AVG	FG-FGA	PCT	3P-3PA	PCT	FT-FTA	PCT	REB	AVG	PF-FO	AST	TO	BS	ST	PTS	AVG
2019-20	N/A (Big 12 Tournament canceled due to COVID-19)																
2020-21	2-2	75/37.5	10-27	.370	4-8	.500	9-9	1.000	8	4.0	7-0	5	5	1	2	33	16.5
Career	2-2	75/37.5	10-27	.370	4-8	.500	9-9	1.000	8	4.0	7-0	5	5	1	2	33	16.5

Career NCAA Tournament Statistics

YEAR	G-GS	MIN-AVG	FG-FGA	PCT	3P-3PA	PCT	FT-FTA	PCT	REB	AVG	PF-FO	AST	TO	BS	ST	PTS	AVG
2019-20	N/A (NCAA Tournament canceled due to COVID-19)																
2020-21	4-4	148/37.0	22-67	.328	4-14	.286	7-10	.700	30	7.5	11-0	11	11	2	9	55	13.8
Career	4-4	148/37.0	22-67	.328	4-14	.286	7-10	.700	30	7.5	11-0	11	11	2	9	55	13.8

Career Statistics Versus Ranked Opponents

YEAR	G-GS	MIN-AVG	FG-FGA	PCT	3P-3PA	PCT	FT-FTA	PCT	REB	AVG	PF-FO	AST	TO	BS	ST	PTS	AVG
2019-20	7-7	213/30.4	24-71	.338	9-27	.333	9-16	.563	31	4.4	21-1	8	19	3	9	66	9.4
2020-21	9-9	315/35.0	45-128	.352	9-25	.360	18-27	.667	53	5.9	27-0	17	31	5	14	117	13.0
Career	16-16	528/33.0	69-199	.347	18-52	.346	27-43	.628	84	5.3	48-1	25	50	8	23	183	11.4



Vanessa de Jesus

5-8 ■ Sophomore ■ G ■ #2

Valencia, Calif.

(Sierra Canyon School)

Career Honors:

ACC Honor Roll (2020-21)

As a Freshman (2020-21):

Opened her Duke career in stellar fashion averaging 12.0 points, 3.8 rebounds and 3.8 assists in four contests ... started all four of her games ... scored a career-high 17 points, dished a career-high five assists and pulled down a career-high seven rebounds against Western Carolina ... hit 6-of-12 three-pointers in four contests ... had only three turnovers in her first 68 minutes (2 games) as a Blue Devil ... became the first Duke freshman to start at guard in their first game since Mikayla Boykin in 2017 ... her 13 points were the most by a freshman that started their first game since Rebecca Greenwell had 17 in 2014 at Alabama ... was the 30th Duke freshman to start her first collegiate game ... season was cut short as Duke opted out of the 2020-21 campaign due to COVID-19, after only four contests.

Prep:

Max Preps All-American and was a finalist for the California Gatorade Player of the Year in 2019-20 ... earned Daily News All-Area First Team, Gold Coast League MVP, All-CIF Open Division First Team, All-Gold Coast League and Los Angeles Times All-Star Girls Basketball Team accolades her senior year ... in her class, was ranked No. 37 by espnW, along with No. 61 (All-Star Girls Report), No. 65 (Blue Star Report) and No. 105 (Prospects Nation) ... over her final three years at Sierra Canyon, helped lead the squad to an 81-17 record ... over three years, notched 1,225 points, 333 assists, 476 rebounds and 156 steals ... as a senior, averaged 15.0 points, 5.0 rebounds, 3.8 assists and 2.0 steals ... collected seven games with 20 or more points, including a season-high 32 points at Long Beach Poly ... a two-time Cal-Hi Sports All-State and three-time All-CIF Southern Section honoree ... as a junior, averaged 15.1 points, 6.1 rebounds, 3.7 assists and 1.8 steals ... helped guide her Sierra Canyon School to a school-record 33-1 mark and the state championship ... California Southern Section Open Division Player of the Year, Cal-Hi Sports State Junior of the Year and MaxPreps All-America selection as a junior ... earned Gold Coast League MVP and was a California Ms. Basketball finalist ... selected to the USA Today All-USA California Girls Basketball Team ... earned Mark Keppel Invitational All-Tournament, Tarkanian Classic All-Tournament and Los Angeles Times All-Star Team honors ... collected a career-high 32 points at Winward to go along with four rebounds and one steal in her junior campaign ... in 2019-20, led Sierra Canyon collected a 25-7 ledger and tied Windward for the league title, while Sierra Canyon fell in the first round of the CIF State Open Division playoffs ... as a sophomore for Sierra Canyon, de Jesus saw action in 19 games averaging 12.2 points, 5.4 rebounds and 4.5 assists ... notched one double-double with 11 rebounds and 10 points, while also collecting a season-high 24 points versus Folsom.

Personal:

Full name is Vanessa Ongkeko de Jesus ... born on January 17, 2002 in Northridge, Calif. ... daughter of Phillip & Maria ... has one brother, Anthony (15) ... her aunt, Cristina Bribonera, played basketball and coached at Oberlin College ... two-time member of the National Honor Society ... ACC Honor Roll selection in 2020-21.

Career Highs

Points 17
Western Carolina (11-29-20)

Rebounds 7
Western Carolina (11-29-20)

Assists 5
Western Carolina (11-29-20)

Blocks 1
Longwood (11-25-20)

Field Goals Made 6
Western Carolina (11-29-20)

Field Goals Attempted 12
Louisville (12-9-20)

Field Goal Percentage 0.857 (6-7)
Western Carolina (11-29-20)

Free Throws Made 2
three times - most recent
Louisville (12-9-20)

Free Throw Percentage 1.000 (2-2)
Louisville (12-9-20)
Western Carolina (11-29-20)

Three-Point Field Goals Made 3
Western Carolina (11-29-20)

Three-Point Field Goals Attempted 4
Louisville (12-9-20)
Western Carolina (11-29-20)

2020-21 - Freshman Year

	Min	FG-A	3G-A	FT-A	OR/TOT	P	F	T	B	S	PTS
Longwood [^]	31	5-9	1-2	2-4	0/3	1	4	2	1	0	13
W. Carolina [^]	37	6-7	3-4	2-2	2/7	1	5	1	0	0	17
East Carolina [^]	31	3-5	1-2	0-2	1/2	3	4	3	0	0	7
Louisville [^]	35	4-12	1-4	2-2	1/3	1	2	2	0	0	11

[^] Denotes Game Started



Career Statistics

YEAR	G-GS	MIN-AVG	FG-FGA	PCT	3P-3PA	PCT	FT-FTA	PCT	REB	AVG	PF-FO	AST	TO	BS	ST	PTS	AVG
2020-21	4-4	134/33.5	18-33	.545	6-12	.500	6-10	.600	15	3.8	6-0	15	8	1	0	48	12.0
Career	4-4	134/33.5	18-33	.545	6-12	.500	6-10	.600	15	3.8	6-0	15	8	1	0	48	12.0

Career ACC Regular Season Statistics

YEAR	G-GS	MIN-AVG	FG-FGA	PCT	3P-3PA	PCT	FT-FTA	PCT	REB	AVG	PF-FO	AST	TO	BS	ST	PTS	AVG
2020-21	1-1	35/35.0	4-12	.333	1-4	.250	2-2	1.000	3	3.0	1-0	2	2	0	0	11	11.0
Career	1-1	35/35.0	4-12	.333	1-4	.250	2-2	1.000	3	3.0	1-0	2	2	0	0	11	11.0

Career ACC Tournament Statistics

YEAR	G-GS	MIN-AVG	FG-FGA	PCT	3P-3PA	PCT	FT-FTA	PCT	REB	AVG	PF-FO	AST	TO	BS	ST	PTS	AVG
2020-21	N/A (Duke did not participate)																

Career NCAA Tournament Statistics

YEAR	G-GS	MIN-AVG	FG-FGA	PCT	3P-3PA	PCT	FT-FTA	PCT	REB	AVG	PF-FO	AST	TO	BS	ST	PTS	AVG
2020-21	N/A (Duke did not qualify)																

Career Statistics Versus Ranked Opponents

YEAR	G-GS	MIN-AVG	FG-FGA	PCT	3P-3PA	PCT	FT-FTA	PCT	REB	AVG	PF-FO	AST	TO	BS	ST	PTS	AVG
2020-21	1-1	35/35.0	4-12	.333	1-4	.250	2-2	1.000	3	3.0	1-0	2	2	0	0	11	11.0
Career	1-1	35/35.0	4-12	.333	1-4	.250	2-2	1.000	3	3.0	1-0	2	2	0	0	11	11.0



Nyah Green

6-1 ■ Sophomore ■ G ■ #31

Allen, Texas
(Louisville)

Career Honors:

McDonald's All-American (2019)

At Louisville:

Redshirted the 2019-20 campaign and then saw action in five games in the fall of 2020, before transferring to Duke ... preseason ACC Newcomer Watch List selection prior to the 2019-20 season.

Prep:

Ranked No. 7 overall and the third-best guard nationally in her class by Prospects Nation ... a 2019 McDonald's All-American ... collected four points and three rebounds in 16 minutes of action ... as a senior, averaged 17.0 points, 6.3 rebounds, 1.9 assists and 1.3 steals ... helped lead her squad to a 32-7 record, while earning Co-MVP of District 9-6A, Texas Association of Basketball Coaches All-Regional and All-State ... collected 35 points over Plano West as a senior to help clinch the District 9-6A title ... notched 29 points against Hendrickson and then grabbed a double-double with 13 points and 11 boards in a victory over Prosper to win the Class 6A Region II title ... named MVP of the Canyon Tournament of Champions ... attended Bishop Lynch as a junior and averaged 18.7 points, 8.0 rebounds and 2.1 assists in 37 games ... helped lead her team to a TAPPS 6A state runner-up finish ... earned TAPPS 1-A MVP and MaxPreps High School Girls Basketball All-American Team honorable mention ... averaged 14.9 points and 5.0 rebounds as a sophomore, when Bishop Lynch won the TAPPS 6A state championship ... earned First Team All-State for her efforts.

Personal:

Full name is Nyah DeNae Green ... born on February 8, 2001 in Allen, Texas ... daughter of Quinton and Latrice Green ... has one brother, Taylen (18), and one sister, Keira (11) ... her brother, Taylen, is a freshman on the Boise State football team ... her father, Quinton, played basketball at Collin College ... majoring in visual and media studies.

Career Highs

Points	6
vs. DePaul (12-4-20)	
Rebounds	4
vs. DePaul (12-4-20)	
Assists	1
vs. DePaul (12-4-20)	
Field Goals Made	3
vs. DePaul (12-4-20)	
Field Goals Attempted	6
vs. DePaul (12-4-20)	
Eastern Kentucky (11-29-20)	
Field Goal Percentage	0.500 (3-6)
vs. DePaul (12-4-20)	
Three-Point Field Goals Made	1
Eastern Kentucky (11-29-20)	
Three-Point Field Goals Attempted	3
Eastern Kentucky (11-29-20)	

2020-21 - Freshman Year (Louisville)

	Min	FG-A	3G-A	FT-A	OR/TOT	PF	A	T	B	S	PTS
at SE Missouri	10	0-3	0-1	0-0	1/1	1	0	2	0	0	0
Eastern Ky.	12	2-6	1-3	0-0	2/3	2	0	0	0	0	5
vs DePaul	16	3-6	0-0	0-0	1/4	2	1	0	0	0	6
UT Martin	13	0-4	0-2	0-0	1/2	2	0	0	0	0	0
at Duke	1	0-0	0-0	0-0	0/0	1	0	0	0	0	0

^ Denotes Game Started



Career Statistics

YEAR	G-GS	MIN-AVG	FG-FGA	PCT	3P-3PA	PCT	FT-FTA	PCT	REB	AVG	PF-FO	AST	TO	BS	ST	PTS	AVG
2019-20	N/A (Redshirted)																
2020-21	5-0	52/10.4	5-19	.263	1-6	.167	0-0	.000	10	2.0	8-0	1	2	0	0	11	2.2
Career	5-0	52/10.4	5-19	.263	1-6	.167	0-0	.000	10	2.0	8-0	1	2	0	0	11	2.2

Career ACC Regular Season Statistics

YEAR	G-GS	MIN-AVG	FG-FGA	PCT	3P-3PA	PCT	FT-FTA	PCT	REB	AVG	PF-FO	AST	TO	BS	ST	PTS	AVG
2019-20	N/A (Redshirted)																
2020-21	1-0	1/1.0	0-0	.000	0-0	.000	0-0	.000	0	0.0	1-0	0	0	0	0	0	0.0
Career	1-0	1/1.0	0-0	.000	0-0	.000	0-0	.000	0	0.0	1-0	0	0	0	0	0	0.0

Career ACC Tournament Statistics

YEAR	G-GS	MIN-AVG	FG-FGA	PCT	3P-3PA	PCT	FT-FTA	PCT	REB	AVG	PF-FO	AST	TO	BS	ST	PTS	AVG
2019-20	N/A (Redshirted)																
2020-21	N/A (mid-season transfer)																

Career NCAA Tournament Statistics

YEAR	G-GS	MIN-AVG	FG-FGA	PCT	3P-3PA	PCT	FT-FTA	PCT	REB	AVG	PF-FO	AST	TO	BS	ST	PTS	AVG
2019-20	N/A (Redshirted)																
2020-21	N/A (mid-season transfer)																

Career Statistics Versus Ranked Opponents

YEAR	G-GS	MIN-AVG	FG-FGA	PCT	3P-3PA	PCT	FT-FTA	PCT	REB	AVG	PF-FO	AST	TO	BS	ST	PTS	AVG
2019-20	N/A (Redshirted)																
2020-21	1-0	16/16.0	3-6	.500	0-0	.000	0-0	.000	4	4.0	2-0	1	0	0	0	6	6.0
Career	1-0	16/16.0	3-6	.500	0-0	.000	0-0	.000	4	4.0	2-0	1	0	0	0	6	6.0



Shayeann Day-Wilson

5-6 ■ Freshman ■ G ■ #30

Toronto, Ontario, Canada


(Crestwood Prep)

Prep:

The No. 41 recruit in the Class of 2021 ... considered Canada's top point guard ... in August of 2021, competed with her home country of Canada at the FIBA U19 Women's World Cup in Hungary ... helped her squad to a fifth place finish ... ranked second in scoring for the event with an 18.1 per game average ... averaged 5.9 rebounds, 5.7 assists and 1.3 steals in seven contests ... opened the tournament with 29 points against Japan and then collected 31 points versus the Czech Republic ... added 22 points and 11 rebounds versus Russia ... her 5.7 assists a game ranked second overall and 5.9 rebounds ranked tied for 21st ... as a junior at Crestwood Prep, averaged 17.3 points, 8.2 assists and 5.3 rebounds ... helped lead her squad to back-to-back Ontario Scholastic Basketball Association (OSBA) High School Championships ... collected 18 points, eight assists and six rebounds in the championship game as a junior ... a Bio Steel All-Canadian selection, which is the Canadian version of McDonald's All-American ... a Second Team All-OSBA honoree ... a 2019 and 2020 Chris Smallings Classic MVP ... did not have a senior season due to COVID-19.

Personal:

Full name is Shayeann Day-Wilson ... born on June 16, 2003 in Toronto, Canada ... daughter of Patrick Shaw and Rose Day ... has one brother, Collin (26), and two sisters, Zakayla (19) and Akayla (21).



Lee Volker

6-0 ■ Freshman ■ G ■ #13

Fairfax, Va.

(St. Paul VI Catholic H.S.)

Prep:

A three-time All-State selection ... as a senior, averaged 15.4 points, 3.7 rebounds, 2.9 steals and 2.6 assists ... registered double-digit scoring in all 12 contests, including a season-high 23 points against Seton ... posted a double-double against Word of Life with 17 points and 13 boards ... helped lead St. Paul VI Catholic to an 11-1 record in a shortened season, including a runner-up appearance at the Geico Nationals ... averaged 11.6 points, 4.5 rebounds, 2.8 steals and 1.9 assists as a junior, while being named the VISSA Division I Player of the Year ... also earned WCAC Co-Player of the Year, All-WCAC First Team and VISSA Division I First Team All-State her junior campaign ... helped lead her St. Paul VI Catholic High School squad to back-to-back state championships and a 66-13 record over her three years as a varsity starter ... totaled one double-double and two contests with 20 or more points in 2019-20 ... scored a season-high 22 points to go along with seven steals and two rebounds against Stone Ridge ... added 21 points, four rebounds, four steals, two assists and two blocks in the season opener versus Carroll ... hit 49.2 percent of her field goals and 42.5 percent from downtown her junior year ... in 2019-20, St. Paul VI Catholic collected a 30-4 record and earned a top 10 national ranking ... competed as a sophomore on the varsity team and averaged 7.2 points, 3.7 rebounds, 2.2 assists and 1.9 steals ... earned All-WCAC Second Team along with VISSA Division I First Team All-State accolades ... on the road at O'Connell, collected a season-high 22 points along with five steals, two rebounds and one assist her sophomore season ... notched double-digit scoring in seven different contests ... helped her team to a 25-8 overall record ... received All-League Second Team, All-District Second Team and All-State honors as a freshman at Loudoun Valley High School.

Personal:

Full name is Lee J. Volker ... born on January 24, 2003 in Pontiac, Mich. ... daughter of Clair & Jacquelyn Volker ... has one brother, Clyde (19), and one sister, Louis (16) ... received the Student-Athlete Award as a freshman, sophomore and junior season in high school.

Staff

Head Coach Kara Lawson.....	38-39
Assistant Coach Beth Cunningham.....	40
Assistant Coach Winston Gandy	41
Assistant Coach Tia Jackson.....	42
Sarah Wilkinson.....	43
Aleah Goodman.....	43
Kate Senger.....	43
Selena Castillo.....	44
Bob Weiseman	44
Heather Ryan	45
Catherine Lass	45
Ted Kim.....	45
Jordan Busse.....	46
Lindy Brown.....	46
Justin Roach.....	46
Support Staff.....	47
Director of Athletics Nina King	48



Kara Lawson

Head Coach

2nd Season at Duke

2nd Year as a Head Coach

Tennessee, '03

Former WNBA and Olympic Champion Kara Lawson was named Duke University's sixth head women's basketball coach July 11, 2020.

Lawson, a 2003 Tennessee graduate, brings her decorated basketball career, both on and off the court, to the Blue Devils after spending the 2020 season as an assistant coach with the Boston Celtics. She had helped Boston to a 43-21 record and into third place in the Eastern Conference prior to the stoppage of the 2019-20 NBA season due to COVID-19. Lawson was the Celtics first female coach in the franchise's 73-year history.

Lawson helped USA make history in the summer of 2021 as she guided the United States 3x3 Women's National Team to a gold medal in its Olympic debut in Tokyo. It marked her 10th overall gold medal in USA Basketball competition and seventh as a coach. Lawson is one of only three women in Olympic history to win gold as both a player and head coach in basketball joining Anne Donovan and Dawn Staley.

Her impact on the women's basketball community is evident as she was named one of the 100 most influential people in women's college basketball as announced by Silver Waves Media in the summer of 2020. Lawson is also a founding board member for the Boston Celtics United for Social Justice.

Following an exceptional playing career, Lawson spent two years as the primary television analyst for the Washington Wizards while also broadcasting games for ESPN Radio. In addition to her role covering the Wizards for NBC Sports Washington, Lawson served as a game and studio analyst for men's and women's college basketball and the NBA for ESPN. On January 12, 2007, she became the first female analyst for a nationally-televised NBA game. Lawson also served as a color announcer during the 2021 Olympics in Tokyo with NBC.

Recently, Lawson assisted USA Basketball's 3x3 team qualification for the Tokyo Olympic Games, where the squad posted an 8-1 record and won the gold medal. She has helped USA Basketball 3x3 teams to seven gold medals since 2017. With Lawson on the sideline, the USA U18 women have won four straight titles (2021 Olympics, 2017 & 2019 FIBA 3x3 U18 World Cups and 2018 Youth Olympic Games) while the U18 men captured gold at the 2019 FIBA 3x3 U18 World Cup. Additionally, Lawson helped guide the USA 3x3 men's and women's teams to first place finishes at the 2019 Pan American Games.

In 13 WNBA seasons, Lawson averaged 9.8 points, 2.6 rebounds, and 2.5 assists in 377 career games with the Sacramento Monarchs, Connecticut Sun and Washington Mystics from 2003 to 2015. She surpassed 3,000 points, 800 rebounds and 700 assists in the WNBA. Lawson was the No. 5 overall selection by the Detroit Shock in the 2003 WNBA Draft. In addition to her WNBA career, which included a championship with the Monarchs in 2005 and an All-Star appearance in 2007, Lawson was a member of the Team USA roster that captured the gold medal at the 2008 Summer Olympic Games in Beijing.

A four-time All-SEC selection and two-time All-America choice at Tennessee, Lawson played for the late Pat Summitt and led the Lady Vols to three NCAA Final Four appearances during her collegiate career. Lawson appeared in 143 games, making 137 starts, and helped Tennessee to a 126-17 overall and 54-2 mark in the SEC over her four seasons. Lawson guided the Lady Vols to four straight SEC regular season and tournament crowns, as well as 2000, 2002 and 2003 NCAA Final Four appearances.

Lawson currently ranks third all-time at Tennessee in three-point field goals made (256), second in three-point field goal percentage (.415) and also ranks third in career free throw percentage (.847). Lawson averaged 13.6 points and 4.3 rebounds per game while closing her career ranking sixth in career points with 1,950. Lawson also was stellar in the classroom and was a 2003 CoSIDA/Verizon

The Kara Lawson File

Hometown: Alexandria, Va.

Education: Tennessee, 2003 (Finance)

High School: West Springfield High School

Birthday: February 14, 1981

Coaching Experience

2020-Present: Duke University (Head Coach)

2019-20: Boston Celtics (Assistant Coach)

2017-Present: USA Basketball 3-on-3 Team (Head Coach)

USA Basketball Highlights

- 2020 USA 3-on-3 National Team - Tokyo Olympics (Gold Medal)
- Helped lead 3x3 teams to seven gold medals since 2017
- Led U18 3x3 teams to three straight titles
- Led 3x3 men's and women's teams to gold medal at 2019 Pan American Games
- 2009 National Team Training Camp
- 2008 National Team (Beijing Olympics - Gold Medal)
- 2007 FIBA Americas Championship Team (Gold Medal)
- 2006 National Team Spring Training Team
- 2001 World University Games (Gold Medal)
- 1998 World Youth Games Team (Bronze Medal)

WNBA Highlights

- Surpassed 3,000 points, 800 rebounds and 700 assists over her 13-year career
- Led nine of her teams to the playoffs out of 13 seasons
- 2012 & 2009 Kim Perrot Sportsmanship Award winner
- 2007 WNBA All-Star
- Led Sacramento Monarchs to WNBA Title in 2005
- Drafted in the 2003 Draft, No. 5 overall, by the Detroit Shock
- 2003 WNBA Select Team that played in FIBA World Cup (2nd)

Tennessee Highlights

- Guided Tennessee to a 126-17 overall and 54-2 SEC record
- Led Lady Vols to four straight SEC Tournament and regular season titles
- Made 2000, 2002 and 2003 NCAA Final Four appearances
- Ranks sixth all-time in scoring (1,950)
- Four-time All-SEC First Team (2000-03)
- Two-time Naismith Player of the Year finalist (2002-03)
- Two-time U.S. Basketball Writers of America All-America honoree (2002-03)
- 2003 Kodak All-America
- 2003 Associated Press Second Team All-America
- 2003 Arthur Ashe Jr. Female Student-Athlete of the Year
- 2003 CoSIDA/Verizon First Team Academic All-America selection
- 2002 Associated Press Third Team All-America
- 2001 Associated Press Honorable Mention All-America
- 2001 CoSIDA/Verizon Academic All-District honoree
- 2000 Women's Basketball Journal Freshman All-America and SEC All-Freshman Team

First Team Academic All-America selection.

Lawson's playing career has her in elite company as she is one of only three NCAA Division I women's basketball coaches to play in a NCAA Final Four, win a WNBA Championship and win an Olympic Gold Medal (Lindsay Whalen of Minnesota and Cynthia Cooper-Dyke of Texas Southern).

In 2003, Lawson was one of seven recipients of the prestigious Torchbearer Award given by the University of Tennessee.

Along with her participation with the 2008 USA Basketball gold medal winning squad, Lawson has extensive international experience. She played with the 2007-08 USA Basketball Women's National Team and was a member of the 2007 FIBA Americas Championship Team. Lawson was invited to play with the 2006 USA Basketball Women's National Team during their spring training. She played five games with the 2003 WNBA Select Team that participated in the FIBA Women's World Cup, was the captain of the gold-medal winning U.S. World University Games Team in 2001 and was a member of bronze-medal winning U.S. Women's World Youth Games Team in 1998.

As a senior at West Springfield High School, she was selected the 1999 Naismith High School Player of the Year while earning All-America accolades from USA Today, Parade and the WBCA. Additionally, she was the 1998 and 1999 Gatorade Player of the Year in Virginia and led her squad to two state championships.

Lawson graduated from Tennessee in 2003 with a degree in finance. She remains a member of the Tennessee Board of Trustees.

What They Are Saying...

"Kara has had significant involvement with USA Basketball throughout the years. She started as an athlete when at Tennessee, became an Olympic gold medalist, served as a committee member and a coach/advisor for many of our USA 3x3 National Teams. Her impact with us has been tremendous and I have no doubt she'll have the same success as the new women's basketball head coach at Duke."

Jim Tooley, USA Basketball CEO

"Coach K and Coach K. Hmm... I kinda like that. In all serious, I just want to say congratulations to you, Kara, on being named the new Duke Women's Head Basketball Coach. What a tremendous hire. Of course, I have to give applause to Kevin White for this decision. Kara, I've known you for a long time. I've been a big fan of yours going way, way, way back to when you played high school basketball at West Springfield High School in Northern Virginia. Of course, I tried to recruit you to Duke back then, unsuccessfully I might add. But I'd like to think that I kinda laid the foundation for this all to happen now. So that's my story, and that's what I'm going with. All of us at Duke are so proud and so excited for the new Kara Lawson era to begin. And of course, with you on board, we are better, and we are so grateful to have you. Congrats and good luck this year. We will all be there to support you. I'm looking forward to seeing you out there leading these women and having great success. Go Duke!"

Grant Hill, Former Duke All-American & NBA All-Star

Lawson Facts...

- Kara Lawson is one of only three women in Olympic history to win gold as both a player and head coach in basketball.

Kara Lawson, Anne Donovan and Dawn Staley.

- Kara Lawson's playing career has her in elite company as she is one of only three NCAA Division I women's basketball coaches to play in a NCAA Final Four, win an Olympic Gold Medal and win a WNBA Championship

Kara Lawson of Duke, Lindsay Whalen of Minnesota and Cynthia Cooper-Dyke of Texas Southern

- Kara Lawson was the first Boston Celtics female coach in the franchise's 73-year history
- Kara Lawson was the first female analyst of a nationally-televised NBA game





Beth Cunningham

Assistant Coach

2nd Season at Duke

Notre Dame, '97; VCU '03

Beth Cunningham joined the Duke women's basketball program in July of 2020 and serves as an assistant coach with the Blue Devils.

Cunningham, who owns 20 years of collegiate experience including nine as a head coach, arrived in Durham from Notre Dame where she helped lead the Irish to one of the best stretches in NCAA history with a 244-19 record over a span of seven seasons (2013-19). This run of success included the 2018 National Championship, five NCAA Final Four appearances and six conference championships.

Overall, Cunningham spent eight seasons at Notre Dame and 11 years at Virginia Commonwealth, including nine as head coach. During her eight years with the Irish, Cunningham coached seven WNBA First Round Draft selections and nine overall picks. Cunningham worked alongside Hall of Fame honoree Muffet McGraw and helped lead the Irish to seven straight 30-win seasons. Notre Dame advanced to the NCAA Final Four in 2013, 2014, 2015, 2018 and 2019 while winning the 2018 National Championship.

During her tenure in South Bend, Cunningham molded Notre Dame's perimeter offense into one of the nation's best. The Irish broke the program record for most made three-pointers in the 2016-17 season (217), but also claimed the top-five spots in the record book in five of her final seven years (190 in 2013-14; 186 in 2014-15, 207 in 2015-16 and 185 in 2017-18).

When the Irish went to back-to-back NCAA title games in 2018 and 2019, Notre Dame's offense operated at its best in program history. The 2018 national championship squad ranked second all-time in points (3,234) and scoring average (85.1 ppg), and fifth in field goal percentage (.502). During the Big Dance, the Irish poured in 523 total points, which ranked fourth all-time in the history of the tournament and the best in program history.

The Irish followed that up with a runner-up finish in the 2019 NCAA Championship, finishing the year with the No. 1 scoring offense in the country, averaging 88.6 points per game. The Irish also posted the second-best shooting percentage (.508) and scoring margin (23.6).

Before returning to Notre Dame in the summer of 2012, Cunningham took the VCU women's basketball program to new heights in her 11 seasons, spending one year as an assistant coach (2001-02) and another as associate head coach (2002-03) before assuming the head coaching duties prior to the 2003-04 campaign. She is the Rams' all-time leader in women's basketball coaching wins, having successfully piloted VCU to a 167-115 (.592) record and postseason appearances in each of her final five seasons, including the program's first NCAA Tournament berth in 2009. Under her tutelage, VCU also averaged better than 22 wins per season in a five-year stretch from 2008-12, amassing three consecutive 20-win campaigns from 2008-10 including back-to-back school-record 26-win seasons in 2007-08 and 2008-09.

A two-time Virginia Coach of the Year honoree by the Richmond Times-Dispatch, Cunningham coached three WNBA Draft picks and two All-America selections, as well as two Colonial Athletic Association (CAA) Players of the Year and 18 all-conference selections during her tenure at VCU. Among her more notable pupils were Quanitra Hollingsworth, a first round selection (No. 9 overall) in the 2009 WNBA Draft by the Minnesota Lynx, and Courtney Hurt, a 2012 third round selection by the Indiana Fever who was among the nation's leaders in scoring and rebounding during her final two seasons.

Much like her coaching career at VCU, Cunningham was a trailblazer during her playing days at Notre Dame from 1993-97 (when she competed under her maiden name of Beth Morgan), not only helping the Fighting Irish transition from the Midwestern Collegiate Conference (now the Horizon League) into the BIG EAST Conference in 1995-96, but then leading the program to the first NCAA Women's Final Four appearance and a (then) record-setting 31-7 campaign as a

senior in 1996-97. A two-time Associated Press and WBCA honorable mention All-America choice, four-time first-team all-conference selection and two-year team captain, Cunningham sparked Notre Dame to a 97-32 (.752) record in her four seasons under the Golden Dome, including a pair of MCC regular season titles and the 1994 MCC postseason crown, as well as three NCAA Championship appearances (1994, 1996, 1997).

When all was said and done, Cunningham departed as the all-time leading scorer in Fighting Irish women's basketball history with 2,322 points (now second behind Skylar Diggins), having set or tied 28 school records during her career.

Following her successful college career, Cunningham spent three seasons in the American professional basketball ranks, playing two seasons with the Richmond/Philadelphia Rage of the now-defunct American Basketball League (ABL) from 1997-98, and then one year with the WNBA's Washington Mystics in 2000 before embarking on her coaching career.

Cunningham also was a fixture in USA Basketball circles as both a player and coach, first suiting up for Team USA four times from 1996-99 (winning three medals including a gold with the 1997 USA World University Games Team) and serving as the athlete representative on the USA Basketball Women's Junior National Team Committee since 2009 after spending time in a similar role on the USA Basketball Women's Collegiate Committee from 2005-08.

Cunningham graduated from Notre Dame in 1997 with a bachelor's degree in marketing from the top-ranked Mendoza College of Business. She then went on to earn her master's degree of education in sports leadership from VCU in 2003.

Originally from Bloomington, Ind., Cunningham was a standout two-sport performer at Bloomington South High School, earning all-state honors in both basketball and tennis and subsequently being inducted into the Monroe County Sports Hall of Fame in June 2011. What's more, her father, Bob Morgan, was the longtime baseball coach at Indiana University from 1984-2005, leading the Hoosiers to more than 1,000 victories during his career.

Cunningham and her husband, Dan (a former practice player for the Notre Dame women's basketball program and a 1996 graduate of Notre Dame's Mendoza College of Business), are the proud parents of three daughters (Margaret, Carly and Gretchen) and one son (Danny).

The Cunningham File

Hometown

Bloomington, Ind.

High School

Bloomington South High School

College

Notre Dame, 1997

VCU, 2003

Coaching Experience

Assistant Coach - Duke
(2020-Present)

Associate Head Coach - Notre Dame
(2012-20)

Head Coach - VCU
(2003-12)

Associate Head Coach - VCU
(2002-03)

Assistant Coach - VCU
(2001-02)



Winston Gandy

Assistant Coach

2nd Season at Duke

Maryland, '13

Winston Gandy joined the Duke women's basketball staff in July of 2020 and serves as an assistant coach with the Blue Devils.

Gandy, who spent three years on the Rice University women's basketball staff, helped guide the Owls to three straight 20-win seasons, including one NCAA Tournament appearance and one Conference USA Championship.

Part of the best stretch in Rice women's basketball history, Gandy helped the Owls to a 72-22 overall record and 42-8 mark in Conference USA action over that three-year period. In 2018-19, the Owls won a school single-season record 28 game with an appearance in the NCAA Tournament and the school's first Conference USA Tournament title.

Prior to his coaching stint at Rice, Gandy spent one season as an assistant coach and two years as the coordinator of player development with the Washington Wizards. During his tenure with the Wizards, Gandy worked with a pair of multi-year NBA All-Stars in John Wall (5-time selection) and Bradley Beal (2-time selection) as Washington advanced to the Eastern Conference Semifinals three times.

Gandy also served as the director of recruiting operations at the University of Maryland in 2013-14. In his one season in College Park, the Terrapins went 28-7 and advanced to the NCAA Final Four. He coached former Blue Devil All-America selection Lexie Brown at Maryland, before her transfer to Duke.

Gandy graduated from Maryland in 2013 with a degree in economics and volunteered as a scout team player for the Terrapins from 2009-13.

The Gandy File

Hometown

Atlanta, Ga.

High School

The Lovett School

College

Maryland, 2013

Coaching Experience

Assistant Coach - Duke
(2020-Present)

Associate Head Coach - Rice
(2019-20)

Assistant Coach - Rice
(2017-19)

Assistant Coach - Washington Wizards
(2016-17)

Coordinator of Player Development
Washington Wizards
(2014-16)

Director of Recruiting Operations - Maryland
(2013-14)



Tia Jackson

Assistant Coach

**2nd Season Back at Duke (Fourth Overall)
Iowa, '95**

Tia Jackson rejoined the Duke women's basketball staff in July of 2020 and serves as an assistant coach with the Blue Devils.

A 25-year coaching veteran with four years of head coaching experience, Jackson spent the last five seasons at Miami where she helped the Hurricanes to four straight NCAA Tournament appearances and 109 wins. Jackson makes Durham, N.C., home for a second time as she spent the 2005-06 and 2006-07 seasons at Duke as an assistant coach, helping the Blue Devils to 63 victories and a trip to the 2006 NCAA championship game.

Jackson returned to Durham after helping the Miami Hurricanes to the NCAA Tournament in four of the last five seasons. This included four straight 20-plus win seasons along with two WNBA Draft selections. The Hurricanes advanced to the Round of 32 of the NCAA Tournament on their home court twice (2017 and 2019). Miami held a 109-53 record during Jackson's tenure as an assistant coach for the Canes.

Two players that played under Jackson's tutelage were drafted to the WNBA, Adrienne Motely (2017) and Beatrice Mompremier (2020). Additionally, Jackson aided five Hurricanes, forward/centers Erykah Davenport, Emese Hof and Mompremier and guards Motley and Jessica Thomas, to six All-ACC accolades. Two others, guards Mydea Gray and Kelsey Marshall, garnered ACC All-Freshman Team distinction.

Jackson, who has both played and coached in the Final Four, was the head coach at Washington from 2007-11. While there, she signed a number of talented recruiting classes, and her 2008 recruiting haul was ranked No. 11 in the nation.

Following the 2010-11 season, Jackson joined the Rutgers coaching staff and helped guide the Scarlet Knights to a trio of postseason appearances, including two trips to the NCAA Tournament. In 2014-15, her last year at Rutgers, the team advanced to the second round for the first time since 2011.

In each of Jackson's first two years at Rutgers, the Scarlet Knights signed the nation's third-ranked recruiting class.

In her two seasons at Duke, Jackson helped land the No. 2 recruiting class in 2006 and No. 2 class in 2007. The Blue Devils won 31 contests in 2006 and advanced to the NCAA National Championship game. The following season, Duke became just the 14th team in NCAA history to register an undefeated regular season (29-0) and finished the year as the No. 1 ranked team in the final Associated Press poll.

Jackson also coached three Blue Devil All-America selections Alison Bales, Monique Currie and Lindsey Harding during her two seasons in Durham. Duke featured three WNBA Draft selections in 2006 – Currie (No. 3), Mistie Bass (No. 21) and Jessica Foley (No. 38) – along with two selections in 2007 – Harding (No. 1) and Bales (No. 9).

Prior to her two-year stint at Duke, Jackson was an assistant coach at UCLA for five seasons, Stanford for one campaign and VCU for three years.

Jackson began her coaching career as an assistant at Virginia Commonwealth University just one year after graduating from college. She worked for the Rams from 1996-99.

After her three seasons at VCU, Jackson spent one year as an assistant coach at Stanford University, working under another Hall of Fame coach, Tara VanDerveer, at one of the nation's most tradition-rich programs. The Cardinal made the second round of the NCAA Tournament in Jackson's lone season in Palo Alto, Calif.

Jackson then moved south in the Golden State and joined the staff at UCLA, where she was an assistant coach and recruiting coordinator. In five years with the Bruins, Jackson helped the program sign a pair of top-10 recruiting classes and ink four McDonald's and/or WBCA All-Americans. UCLA made the NCAA Tournament

in 2004, its first appearance in four years.

Originally from Salisbury, Md., Jackson scored 3,108 points in her career at Mardela Springs High School, before moving on to play for Hall of Fame coach C. Vivian Stringer at the University of Iowa.

The Hawkeyes finished in the top 25 four times during Jackson's career and advanced to the Final Four in 1993, ending the season with a 27-4 record. She was named to the Mideast Regional All-Tournament team that year.

Jackson averaged 10.2 points, 4.4 rebounds and 1.5 steals per game as a Hawkeye and graduated from Iowa in 1995. A two-time All-Big Ten Honorable Mention, Jackson still ranked in the top-25 all-time at Iowa in scoring, as well as No. 12 in steals, when hired at Miami. She received a Bachelor of Arts degree in media studies and film, emphasizing in television production and editing.

Following the 1996-97 season at VCU, Jackson spent the summer playing professionally in the WNBA in its inaugural season. She was the ninth overall pick in the draft and played in 28 games that season for the Phoenix Mercury. The Mercury won the Western Conference Championship under head coach Cheryl Miller. Jackson averaged 2.8 points and 2.1 rebounds, but was unable to continue her career due to injury.

The Jackson File

Hometown
Salisbury, Md.

High School
Mardela Springs High School

College
Iowa, 1995

Coaching Experience
Assistant Coach - Duke
(2020-Present)

Assistant Coach - Miami
(2015-20)

Assistant Coach - Rutgers
(2011-15)

Head Coach - Washington
(2007-11)

Assistant Coach - Duke
(2005-07)

Assistant Coach - UCLA
(2000-05)

Assistant Coach - Stanford
(1999-00)

Assistant Coach - VCU
(1996-99)



Sarah Wilkinson

Chief of Staff

2nd Season at Duke
Tennessee, '17

Sarah Wilkinson joined the Duke women's basketball staff in August of 2020 and serves as chief of staff with the Blue Devils.

Previously with the Milwaukee Bucks as a basketball operations intern, Wilkinson spent 11 months in the NBA. She performed numerous duties within the front office such as assisting with the basketball operations, scouting, analytics, and player enrichment departments among other duties.

Prior to joining the Bucks, Wilkinson was a graduate assistant with the Florida women's basketball team for two seasons (2017-18, 2018-19). She obtained a Master of Science in Sport Management: Sport Law during her stay in Gainesville. Wilkinson coordinated all community service events for the team, oversaw the student managers and assisted the coaches in the office and on the court, among other duties with the Gators.

Wilkinson, a 2017 graduate of the University of Tennessee, was a three-year student manager with the Lady Vol women's basketball program. She received a degree in sport management along with a minor in business administration.



Aleah Goodman

Director of Recruiting and Player Development

1st Season at Duke
Oregon State, '20

Aleah Goodman joined the Duke women's basketball staff in July of 2021 and serves as director of recruiting and player development.

Goodman assists the program with day-to-day operations and administrative duties, including coordinating community service and assisting with camps and clinics. Additionally, Goodman prepares pregame scouting materials, aid in recruiting efforts and provide support for game day and equipment management.

A 2020 graduate of Oregon State, Goodman was a two-time captain with the Beavers and closed her career by being selected No. 30 overall by the Connecticut Sun of the WNBA in the 2021 draft. As a senior, Goodman was a WBCA All-America Honorable Mention, an All-Pac-12 selection and an All-Pac-12 Defensive Honorable Mention. She earned Pac-12 Player of the Week as well as ESPNW National Player of the Week honors on Feb. 22, and led the Beavers with 16.2 points and 4.9 assists per game on the year.

Goodman ended her senior year leading the Pac-12 and second in the nation in 3-point percentage at 49.0 percent. The guard was 16th in program history with 1,162 career points and third in Beavers' history for career 3-pointers made. As a sophomore, Goodman earned Pac-12 Sixth Player of the Year.

Over the summer of 2019, Goodman teamed with Lawson and the USA Basketball 3x3 Women's National Team and traveled to China, Italy, Canada, Russia and France.

Goodman completed her bachelor's degree in human development and family science in 2020 while pursuing a master's in student service administration during

the 2020-21 season. She was a two-time Pac-12 Academic Honor Roll member and earned Pac-12 All-Academic Honorable Mention recognition in 2019. Goodman received the Tom Hansen Pac-12 Conference Medal winner for the 2020-21 campaign, which is awarded annually to each Pac-12 institution's outstanding male and female student-athlete.



Kate Senger

Director of Basketball Operations

15th Season at Duke
Michigan State, '04

Kate Senger is in her 15th year on the Duke women's basketball staff as the director of basketball operations after spending two years on the Michigan State staff in a similar position. She served as the Spartan director of basketball operations intern from 2003-04.

Her duties at Duke include monitoring the program budget, scheduling and team travel in addition to assisting with event planning and directing the Duke Girls Basketball Camps.

A 2004 graduate of Michigan State, Senger served as a student manager for the women's basketball team from 1999-2003. During the 2003-04 season, she was promoted to Director of Basketball Operations Intern, assisting with various duties pertaining to travel, marketing and promotions, game management and recruiting. She also worked as assistant camp director for MSU's summer camps in 2002 and 2003.

After receiving her degree in kinesiology in 2004 from MSU, Senger was a Constituent Relations Aid for State Senator Michelle McManus. She was the database manager for more than 700 constituent cases, a legislative aid for the Commerce and Labor committee and a district relations aid, traveling between Lansing, Mich., and her district to attend functions with Senator McManus as her support person.

In the fall of 2004, Senger coached the St. Francis High School freshman girls' basketball team, leading her squad to a 15-3 record.

Senger has also been active in the community, serving as a committee member for the Women Working Wonders-Sparrow Hospital Race, as a panel speaker for the Jackson Area Middle Schools Career Day Fair, a speaker at the Merrick Moore Elementary School Career Day, assisted in organizing and volunteered for the Ramblin' Rose Half Marathon in Durham, helped organize Duke clinics at Extended School Year, visits to Camp Kaleidoscope and the Duke Children's hospital.

Originally from Traverse City, Mich., Senger resides in Durham, N.C. She received her master's degree from Duke in 2014.



Selena Castillo

Creative Director

5th Season at Duke

Emory, '14

Selena Castillo enters her fifth year as the creative director for the Duke women's basketball program. Castillo's responsibilities include working with staff to develop social media branding and an aesthetics plan for each season, creating and executing creative video and graphic concepts, managing women's basketball social media accounts and producing recruiting videos and graphics.

In her short time in Durham, Castillo has already increased the social media following for the Blue Devils and Duke now boasts the most Instagram followers in the ACC for women's basketball.

Before coming to Duke, Castillo spent two years as a graphic designer at Tampa Bay Sports Commission (TBSC), a non-profit organization that seeks to create social and economic benefits to the Tampa Bay region by bidding on and hosting sporting and entertainment events. Through her work with TBSC, Castillo has been involved in events such as the 2015 NCAA Women's Final Four, 2016 NCAA Men's Frozen Four and the 2017 College Football Playoff National Championship, as well as participated in the planning process for future events such as Super Bowl LV and the 2022 NCAA March Madness first and second rounds.

Concurrently with her time at Tampa Bay Sports Commission, Castillo also gained creative design work experience while working with Event Development Institute, a full-service marketing and event agency that focuses on developing new and previously existing events all across the United States.

A graduate of Emory University, Castillo was a four-year letter winner for the Emory women's basketball team. She helped guide the Eagles to their first UAA Conference Championship in program history in 2012-13. Castillo is the all-time Emory leader with 229 steals and her 83 and 80 steal seasons in 2013-14 and 2012-13, respectively, hold the top two seasonal record places in program history. She graduated in 2014 with a B.A. in Middle Eastern Studies and Arabic.

A former resident of Tampa, Fla., Castillo now resides in Durham, N.C.



Bob Weiseman

Senior Associate AD of Athletic Facilities, Game Operations, Championships and Events

14th Season at Duke

Lynchburg College, 2000

Bob Weiseman joined the Duke Athletic Department in January of 2008 and serves as the Senior Associate Director of Athletics/Athletic Facilities, Game Operations and Championships. He was promoted to his current role in August of 2018, after one year as an Associate Director of Athletics.

In addition to his role with facilities, game operations and championships, Weiseman is a member of the Duke Athletics executive leadership team and serves as the primary administrator for the men's and women's fencing programs.

Weiseman started his Duke tenure with a two-year stint as the equipment manager for the lacrosse and soccer programs. In 2010, he shifted into Duke's Game Operations department as the Game Operations Manager. Under Weiseman's leadership, the Game Operations department has evolved significantly and began servicing all Duke home athletics events. In July of 2012, Weiseman was promoted to Director of Athletic Facilities and Game Operations. The department then expanded once again a year later to add planning and coordination of all ACC and NCAA Championships hosted on campus.

On the game operations and championships side, Weiseman and his staff service over 200 varsity athletic game days, 50 campus and outside events, and on average four ACC or NCAA championships annually.

With facilities, Weiseman is heavily involved in the daily maintenance of athletic facilities while serving as the athletics project manager for major capital projects. He is also the lead athletic facilities liaison to Duke Facilities Management, Project Management, Grounds, Sanitation and Recycling, and Housekeeping.

Weiseman was honored by his peers as the 2012-13 Duke Excellence Award winner for demonstrating the true values of Duke Athletics in the office, on campus, and in the community. Weiseman also was honored as the 2013 Duke Police Coveted Badge award recipient. The award is provided to a civilian for providing extraordinary service to the Duke Police Department. In 2017, Duke's Brooks Field at Wallace Wade Stadium earned a Facility of Merit Award as part of the National Sports Safety and Security Conference and Exhibition.

Weiseman came to Duke from Villanova University where he served in a variety of capacities from 2000-07 including media relations assistant (2000-01), assistant coordinator of marketing, promotions, and special events (2001-03) and assistant director of athletic facilities and operations (2004-05) and director of athletic facilities and operations (2005-07).

A native of Doylestown, Pa., Weiseman is a 2000 graduate of Lynchburg College with a major in communications studies and a minor in sports management. While at Lynchburg, Weiseman served as sports information intern and public address announcer for all Hornet programs from 1997-2000. He is married to the former Meghan Carolan of Hicksville, N.Y., and the couple has two children, Dylan and Jillian. Meghan Weiseman is also a member of the Duke Athletics staff, serving as the Director of Equipment Operations/Olympic Sports.



Heather Ryan

Executive Director/Academic Services/SWA

17th Season at Duke
Indiana, '97

Heather Ryan joined the Duke Athletics staff in 2005 and serves as the department's Senior Associate Director of Athletics/Student-Athlete Experience & Senior Woman Administrator. She previously held positions of Academic Coordinator, Director of Academic Support and Executive Director of Academic Support and Assistant Athletics Director/Academic Services before being promoted to her current position in July, 2021.

Additionally, Ryan is a member of the athletics department's Executive Staff, the top administrative leadership under Vice President and Director of Athletics Nina King. Ryan oversees the Men's and Women's Swimming and Diving program, and is a secondary administrator for Duke Football. She is a member of the department's Integrative Performance Excellence Group, National Girls and Women in Sport Executive Committee and Football Leadership Group.

On the national landscape, Ryan currently serves as chair of the NCAA Region 3 Post Graduate Scholarship Committee. She also is the chair of the Atlantic Coast Conference's Women's Lacrosse Committee, and is the SWA representative on the ACC Swimming and Diving Committee. On Duke's campus, Ryan serves as a panelist for the Institutional Undergraduate Conduct Board, mentors students as a Trinity pre-major advisor, and serves on various campus committees.

In addition to SWA duties, Ryan, who came to Duke after serving as the Director of Academic Services in the athletic department at Tulane University, oversees the areas of Student-Athlete Development, the Equipment Unit, NIL education, and co-chairs the creation of the Athletics Department's Diversity, Equity, Inclusion, & Belonging strategic plan.

A native of Goodland, Ind., Ryan graduated from Indiana University in 1997 with a degree in sports marketing and management and later earned a master's degree in college student personnel with an emphasis in counseling and development from Purdue University in 2002. She is currently pursuing a doctorate degree in educational leadership, policy and human development from N.C. State University with an anticipated graduation date of May, 2022.



Catherine Lass

Associate Athletic Trainer

3rd Season at Duke
Springfield College, '11

Catherine Lass joined the Duke staff in July of 2019 as an associate athletic trainer and covers the women's basketball program.

Prior to arriving in Durham, Lass served as the assistant athletic trainer and then senior assistant athletic trainer at Seton Hall University where she covered such sports as women's basketball, women's tennis, women's golf, women's volleyball and baseball. Outside of the training room, Lass also spent time as an associate professor at Seton Hall where she taught graduate-level courses on athletic training.

Lass spent her undergraduate career at Springfield College in Mass., where she earned a Bachelor of Science in Applied Exercise Science with a concentration in strength and conditioning in 2011. After graduating from Springfield, Lass pursued

her graduate degree at Seton Hall where she worked as a graduate athletic training student where she helped cover men's basketball, softball and women's basketball. After her year in South Orange, Lass then spent a year of her graduate work at the University of Princeton where she covered football, men's basketball and men's and women's lacrosse. Lass holds her graduate degree from Seton Hall with a Master of Science in Athletic Training.

Lass, a native of New Hampshire, has also been very active on the athletic training lecture circuit up and down the east coast. She was a guest speaker at the AISM conference in Clearwater, Fla., and provided her insight on "PRP Injections in Elbow UCL Insufficient Division 1 Collegiate Baseball Players". At Seton Hall, Lass co-hosted multiple lectures with other inter-professionals of New Jersey at the university regarding cardiac cases, scaphoid fractures, and hip labrum tears. Lass was the President of the AISM Big East Conference during her time at Seton Hall.



Taekyung "Ted" Kim

Video Coordinator

3rd Season at Duke
Illinois, '15

Taekyung "Ted" Kim is entering his third season as video coordinator for the Duke women's basketball program.

Kim arrived at Duke after spending the 2018-19 season with the Gonzaga women's basketball program as the director of analytics. He also served as a graduate assistant for the 2016-17 and 2017-18 seasons with the Zags.

Over the summer of 2019, Kim was the team analyst for the Korean 3X3 Senior Men's National Team at the 2019 FIBA 3X3 World Cup, while also serving in the same capacity for the Korean Senior Men's National Team at the 2019 FIBA World Cup in China.

Kim also spent the summer of 2018 working as the video coordinator for the Korea Women's Basketball National Team, assisting the program during three summer tournaments: the William Jones Cup, Asian Games and the FIBA World Cup.

Kim was also active in working with the unified national team that included players of both South Korean and North Korean nationality. During the 2018 summer, that program earned a silver medal in the Asian Games.

During his time with the Gonzaga women's basketball program from 2016-19, Kim helped the Bulldogs to three straight WCC regular-season and two tournament titles in addition to three straight NCAA Tournament appearances.

Prior to his position as graduate assistant with the Bulldogs, Kim coached high school basketball for the 2015-16 season at Dulwich College in Seoul, South Korea. He graduated in 2015 from the University of Illinois with a bachelor's degree in psychology and earned his master's in organizational leadership from Gonzaga in 2018. Kim also served in the Republic of Korea Marine Corps from 2009-11.



Jordan Busse

Physical Therapist & Assistant Athletic Trainer

5th Season at Duke

Concordia University Wisconsin, '09

Jordan Busse enters his fifth year as the physical therapist and assistant athletic trainer for the women's basketball program at Duke. Busse's responsibilities include implementing a screening process for each sport to drive injury prevention and sport performance strategies, daily rehabilitation and team travel.

Prior to joining the women's basketball program, Busse worked as a staff outreach therapist at Duke Sports Medicine since 2013. His responsibilities included working in the outpatient clinic and providing physical therapy services to student athletes from Cedar Ridge High School and Elon University.

Beginning in 2015, Busse worked for Elon Athletics, where he was responsible for testing the status of an athlete's ability to return to play, consulting with head athletic trainers to develop a plan to care for athletes with orthopedic injuries and helping to improve outcomes following orthopedic surgeries for all athletes.

As an undergrad at Concordia University Wisconsin, Busse served as an athletic training student, working as the head student athletic trainer for the university's football team and managing clinical rotations across a wide variety of sports.

During his junior year, Busse participated in an athletic training student internship for the Milwaukee Bucks of the NBA. While working with the Bucks, Busse assisted in providing basic health care for the professional athletes at practices and home games and managed medical and athletic training supplies.

Busse earned his Bachelor's Degree in Athletic Training from Concordia University Wisconsin in 2009. He earned his Doctorate of Physical Therapy from Elon University in 2012. In addition to his educational experience, Busse is also a Sports Certified Specialist and an APTA Credentialed Clinical Instructor as well as having received his National Athletic Trainers' Association Board of Certification and his American Heart Association CPR/AED certification.

Busse currently resides in Hillsborough, N.C., with his wife, Whitney, and daughters, MaryCarol, who was born on Nov. 1, 2016 and Adeyln, born July 14, 2019.



Lindy Brown

Senior Associate Communications Director

23rd Season at Duke

Western Carolina, '96

Lindy Brown enters his 23rd year as a member of the Duke Communications Office after joining the department in November of 1999. He spent seven years as an assistant sports information director prior to being promoted to associate SID in the summer of 2006. Over the summer of 2015, he was elevated to senior associate SID.

In 2019, Brown received the CoSIDA Achievement Award for the University Division and was honored at the CoSIDA convention in June.

Brown joined the Blue Devil family after serving as the sports information director/marketing and promotions coordinator at the University of South Carolina Aiken for three years.

A native of Raleigh, N.C., Brown serves as the primary contact for the women's basketball and women's golf teams. His 2001-02 women's basketball media guide

placed second nationally in the College Sports Information Directors of America (CoSIDA) publications contest. The contest was for Division I institutions and received 102 entries. His 2006-07 women's basketball guide also placed fifth, while the 2007-08 guide was sixth and the 2008-09 guide was seventh in the CoSIDA contests.

He has been a part of six NCAA Women's Golf Championships (2002, 2005, 2006, 2007, 2014, 2019), three NCAA Women's Basketball Final Fours (2002, 2003, 2006), two NCAA Women's Tennis Final Fours (2003, 2012) and two NCAA Women's Soccer College Cups (2011, 2015).

A 1996 graduate from Western Carolina University in Cullowhee, N.C., Brown received a Bachelor of Science degree in sport management and worked in the sports information office during college. Prior to graduating, he performed a marketing and promotions internship for the Western Carolina baseball team.

Brown resides in Raleigh along with his wife, Christine, and their children, Jordan (18) and Olivia (14).



Justin Roach

Associate Director of Sports Performance

1st Season at Duke

McDaniel College, '13

Justin Roach joined the Duke Athletics staff in June of 2021 and serves as the associate director of sports performance.

He oversees all aspects of physical wellness for the Blue Devil women's basketball program.

Roach arrived in Durham after spending the last six years at Rice where he was the Director of Basketball Performance for women's basketball. During his time with the Owls, Roach was a part of the best stretch in Rice women's basketball history. The Owls collected five straight 20-win seasons, including two NCAA Tournament appearances, three straight Conference USA Championships and a WNIT Championship.

At Rice, Roach oversaw all aspects of each athlete's individual growth, including recovery, nutrition, and the unique training style to match with the squad's up-tempo style of play.

Rice collected a 72-16 overall record and 44-4 mark in Conference USA action over the last three seasons. In 2018-19, the Owls won a school single-season record 28 games with an appearance in the NCAA Tournament and the school's first Conference USA Tournament title.

Prior to his time at Rice, Roach spent three seasons at the University of Maryland with the basketball performance staff. At Maryland he studied under Director of Basketball Performance Kyle Tarp and Assistant Director of Basketball Performance Katie Fowler, where he aided in the transformation of numerous athletes, including two top-five draft picks. Roach was a part of back-to-back NCAA Final Four appearances and a Big Ten Championship.

He has worked with six WNBA Draft selections over his career – Alyssa Thomas (Maryland), Bri Jones (Maryland), Shatori Walker-Kimbrough (Maryland), Brene Moseley (Maryland), Lexie Brown (Maryland) and Erica Ogumike (Rice).

A native to the state of Maryland, Roach earned his M.S. from McDaniel College in 2013, is a Fascial Stretch Therapist, and a certified strength and conditioning coach through the NSCA.



Jeff Au
Band Director




Dylan Baker
Assistant Director of Marketing



Jeff Bytomski
Team Physician



Missy Daffron
Assistant Director
Iron Dukes/Major Gifts



Jacqueline Davis
Assistant Director of Academic
Support Services



Francis Dizon
Assistant Sports Dietitian



Chris Edwards
Blue Devil Sports Network




Meeghan Ford
Executive Director of
Compliance




Elinor Hurt
Assistant Director of Athletics/
Ticket Operations



Laurie Hyland
Athletics Director of Information
Technology



Chad Lampman
Director of Live Events and
ACC Network



Nat LeDonne
Athletics Photography Assistant



Reagan Lunn
Director of Athletics
Photography



Jalen Manning
Athletic Communications
Staff Assistant



Courtney Mascarella
Assistant Director of Digital Me-
dia/Social Media and Internet
Operations



Whitney McLeod
Director of Iron Dukes/
Varsity Club



Kerry Mullenix
Director of Athletic
Rehabilitation



Teresa Pocius
Assistant Equipment
Operations Manager



Zach Powell
Associate Director of
Videoboard Operations



Alli Slater
Director of Game Operations
and Championships



Alison Toth
Team Orthopaedic Surgeon



Ashley Wolf
Executive Director of Digital
Strategy



Nina King
Vice President & Director of Athletics
 Notre Dame, '00

After 13 years on the department's executive leadership team, Nina King was named Duke's Vice President, Director of Athletics and Adjunct Professor of Business Administration on May 19, 2021. King succeeded Kevin M. White, who retired after 13 years in the post.

In 2021-22, King will serve as the Chair of the NCAA Division I Women's Basketball Committee for the second consecutive year. The 10-person group's charge, among many duties, is the selection, seeding, and bracketing for the annual NCAA Women's Basketball Championship. King also serves on several ACC and Duke University committees and previously was a member of the NCAA Committee on Institutional Performance.

In addition, King teaches a sports business course in Duke's Fuqua School of Business as part of Duke's MBA program. She also championed the creation and launch of the Rubenstein-Bing ACE program, a collaboration between Stanford and Duke for global civic engagement for student-athletes from both athletic departments.

In her former role within the Duke Athletics leadership group, King facilitated daily operation and oversight of the department, had oversight responsibilities for the Human Resource operation, Recreation and Physical Education program, and all legal matters, including the development and execution of department contracts while serving as the liaison to the University Legal Counsel Office. She led the senior staff/sport administrator group that is responsible for administration of Duke's 27 varsity sports. In addition, she assisted with oversight and planning for special projects within the department, coordinated strategic planning initiatives and is the primary contact between Duke Athletics and the university administration, including the Board of Trustees, President's office, and senior administration. She also handled the primary administrative duties for Duke's women's basketball and football programs.

In February of 2018, King was named to Sports Business Journal's Forty Under 40 Class of 2018. The annual list honors 40 executives for excellence and innovation in their respective careers, all before the age of 40. Later that year, she was tapped to the Leaders Under 40 Class of 2018, honoring sports business executives from around the world. In 2019, Sports Business Journal named King among the leading power players in college sports, while Adidas selected her to the "Next Up" class in 2016, which recognized senior-level administrators ready to take the next step as athletic directors.

Born October 3, 1978 in Tampa, Fla., King received her bachelor's degree in accountancy from the University of Notre Dame in 2000, where she served as a student manager and eventually the head manager for the women's swimming and diving program. King received her juris doctor degree from Tulane Law School in 2005. She also served internships in the Notre Dame Athletics Department, NCAA and Nike, Inc.

Prior to joining Duke University, King served as the Director of Rules Education in the Notre Dame Athletics Department from 2005-08.

King is a member of Women Leaders in College Sports, Sports Lawyers Association, University of Notre Dame National Monogram Club and the Florida Bar Association. Additionally, King serves on the Arizona State University College of Law Sports Law and Business Program Advisory Board as well as the Durham Academy Board of Trustees.

King and her husband, Rick, reside in Durham and are the parents of Connor Stephan and Austin Casey.

WHAT THEY'RE SAYING ABOUT NINA KING

"I am thrilled that Nina will be our Vice President and Director of Athletics. In her time at Duke, Nina has demonstrated extraordinary leadership, earning the esteem of our coaches, student-athletes, athletics staff and colleagues in athletics departments across the country. Nina is recognized as a committed advocate for inclusive excellence in collegiate athletics, and she has represented Duke on committees of the NCAA, ACC and many other national organizations. I can imagine no better person to carry on Kevin White's exceptional record at Duke."

-- Duke University President Vicent Price

"This is truly a magical moment within the life of Duke Athletics. Nina King is indeed the absolute perfect choice to lead this storied program. Nina, unequivocally, possesses all the intellectual and relationship skills, coupled with inordinate subject knowledge, which, in my humble view, represents a very serious leadership "upgrade!" To be sure, I could not possibly be more excited for both Duke University and the amazing King family.

--Former Duke Vice President and Director of Athletics Kevin White

"This is a historic hire for Duke University. Congratulations to Nina; she is a star! She leads with intelligence, competitiveness and compassion. I am excited to work together with her. The future is bright for our department because I know we have the right person to represent us in every way. One of the main reasons I chose to come to Duke was because of the diversity that exists at every level. This is a powerful statement by President Price and our Board of Trustees. Go Duke!"

--Duke Women's Basketball Head Coach Kara Lawson

Duke's Directors of Athletics

James DeHart	1926-30
Wallace Wade	1931-42, 1946
Eddie Cameron	1942-72
Carl James	1972-76
Tom Butters	1976-98
Joe Alleva	1998-2008
Kevin White	2008-21
Nina King	2021-



2020-21 Season Review

Results.....	50
Final Statistics	51
Box Scores	52

RECORD:	OVERALL	HOME	AWAY	NEUTRAL
ALL GAMES	3-1	3-1	0-0	0-0
CONFERENCE	0-1	0-1	0-0	0-0
NON-CONFERENCE	3-0	3-0	0-0	0-0

DATE	TIME	OPPONENT	SCORE	ATTENDANCE	HIGH POINTS	HIGH REBOUNDS
11-25-20	12:00 PM	Longwood	W, 94-64	0	Jaida Patrick (21)	Onome Akinbode-James (16)
11-29-20	12:00 PM	Western Carolina	W, 83-56	0	Sara Anastasieska (23)	Jade Williams (15)
12-5-20	12:00 PM	East Carolina	W, 72-47	0	Miela Goodchild (24)	Onome Akinbode-James (9)
12-9-20	7:00 PM	* #2/2 Louisville	L, 49-73	0	Jade Williams (13)	Onome Akinbode-James (10)
12-13-20	3:00 PM	* at Miami	CANCELED			
12-20-20	4:00 PM	* at #4/3 N.C. State	CANCELED			
12-22-20	4:00 PM	UNC Wilmington	CANCELED			
12-31-20	3:00 PM	* #2/2 Louisville	CANCELED			
1-3-21	2:00 PM	* Virginia Tech	CANCELED			
1-7-21	7:00 PM	* at Florida State	CANCELED			
1-10-21	2:00 PM	* at Boston College	CANCELED			
1-14-21	7:00 PM	* Clemson	CANCELED			
1-17-21	2:00 PM	* at North Carolina	CANCELED			
1-21-21	7:00 PM	* #23/20 Syracuse	CANCELED			
1-24-21	2:00 PM	* at Georgia Tech	CANCELED			
1-28-21	8:00 PM	* #2/2 N.C. State	CANCELED			
1-31-21	4:00 PM	* at Notre Dame	CANCELED			
2-4-21	7:00 PM	* at Virginia	CANCELED			
2-7-21	2:00 PM	* Miami	CANCELED			
2-14-21	2:00 PM	* Pittsburgh	CANCELED			
2-18-21	6:00 PM	* at Virginia Tech	CANCELED			
2-21-21	1:00 PM	* at Wake Forest	CANCELED			
2-25-21	7:00 PM	* Virginia	CANCELED			
2-28-21	2:00 PM	* North Carolina	CANCELED			

* = Conference game

ATTENDANCE SUMMARY	GAMES	TOTALS	AVG/GAME
HOME	4	0	0
AWAY	0	0	0
NEUTRAL	0	0	0
TOTAL	4	0	0

Overall Statistics

Record: 3-1 Home: 3-1 Away: 0-0 Neutral: 0-0

##	Player	GP	GS	TOTAL			3-PTS			FT	A	Pct	REBOUNDS				PF	DQ	AST	TO	Blk	Stl	Pts	PPG		
				Min	MPG	FG	A	Pct	FG				A	Pct	OR	DR									TR	RPG
03	Miela Goodchild	4	4	111	27.8	21	51	.412	10	26	.385	9	9	1.000	3	13	16	4.0	7	0	4	7	0	2	61	15.3
02	Vanessa de Jesus	4	4	134	33.5	18	33	.545	6	12	.500	6	10	.600	4	11	15	3.8	6	0	15	8	1	0	48	12.0
00	Jaida Patrick	4	4	115	28.8	20	44	.455	4	13	.308	3	4	.750	7	15	22	5.5	8	0	16	13	0	3	47	11.8
25	Jade Williams	4	4	116	29.0	20	33	.606	0	0	.000	4	10	.400	20	16	36	9.0	8	0	18	11	4	4	44	11.0
11	Sara Anastasieska	4	0	98	24.5	16	33	.485	6	18	.333	2	4	.500	1	6	7	1.8	5	0	4	10	2	4	40	10.0
24	O. Akinbode-James	4	4	96	24.0	12	26	.462	0	6	.000	6	9	.667	13	33	46	11.5	5	0	3	7	0	0	30	7.5
12	Mikayla Boykin	2	0	40	20.0	2	14	.143	2	7	.286	4	4	1.000	3	6	9	4.5	4	0	3	6	0	6	10	5.0
04	Jada Claude	4	0	60	15.0	6	10	.600	1	3	.333	1	1	1.000	5	11	16	4.0	7	0	0	2	1	1	14	3.5
13	Uchenna Nwoke	3	0	30	10.0	1	3	.333	0	0	.000	2	4	.500	2	5	7	2.3	2	0	2	1	1	1	4	1.3
TM	TEAM																									
	Total	4		800		116	247	.470	29	85	.341	37	55	.673	66	126	192	48.0	52	0	65	66	9	21	298	74.5
	Opponents	4		800		97	262	.370	18	67	.269	28	45	.622	47	72	119	29.8	54	-	34	43	9	35	240	60.0

Score by Periods	1	2	3	4	OT	Total
Duke	83	71	78	66	-	298
Opponents	44	60	64	72	-	240

Atlantic Coast Conference Statistics

Record: 0-1 Home: 0-1 Away: 0-0 Neutral: 0-0

##	Player	GP	GS	TOTAL			3-PTS			FT	A	Pct	REBOUNDS				PF	DQ	AST	TO	Blk	Stl	Pts	PPG		
				Min	MPG	FG	A	Pct	FG				A	Pct	OR	DR									TR	RPG
25	Jade Williams	1	1	36	36.0	6	10	.600	0	0	.000	1	4	.250	6	3	9	9.0	2	0	1	2	3	0	13	13.0
02	Vanessa de Jesus	1	1	35	35.0	4	12	.333	1	4	.250	2	2	1.000	1	2	3	3.0	1	0	2	2	0	0	11	11.0
00	Jaida Patrick	1	1	24	24.0	4	7	.571	0	1	.000	0	0	.000	1	2	3	3.0	3	0	3	4	0	0	8	8.0
03	Miela Goodchild	1	1	28	28.0	3	11	.273	0	3	.000	1	1	1.000	1	3	4	4.0	0	0	2	1	0	0	7	7.0
24	O. Akinbode-James	1	1	26	26.0	3	8	.375	0	4	.000	0	0	.000	2	8	10	10.0	1	0	0	2	0	0	6	6.0
11	Sara Anastasieska	1	0	22	22.0	2	5	.400	0	1	.000	0	0	.000	1	0	1	1.0	1	0	0	2	0	1	4	4.0
12	Mikayla Boykin	1	0	25	25.0	0	8	.000	0	3	.000	0	0	.000	0	1	1	1.0	3	0	1	4	0	2	0	0.0
04	Jada Claude	1	0	4	4.0	0	0	.000	0	0	.000	0	0	.000	0	1	1	1.0	1	0	0	1	0	0	0	0.0
TM	Team																									
	Total	1		200		22	61	.361	1	16	.063	4	7	.571	14	24	38	38.0	12	0	9	18	3	3	49	49.0
	Opponents	1		200		28	63	.444	7	16	.438	10	11	.909	12	26	38	38.0	10	-	9	12	4	7	73	73.0

Score by Periods	1	2	3	4	OT	Total
Duke	12	10	14	13	-	49
Opponents	21	14	14	24	-	73

Duke 94, Longwood 64

November 25, 2020
at Cameron Indoor Stadium (Durham, N.C.)

Longwood	FG	3FG	FT	REB	PF	TP	A	T	B	S	Min
A. Smith F	8-12	0-0	1-2	10	3	17	1	2	0	2	32
McMakin G	9-26	5-13	1-3	3	1	24	1	3	0	3	37
Shipp G	3-13	0-7	2-4	2	4	8	0	1	0	0	28
T. Smith G	1-11	1-3	2-2	2	4	5	3	1	0	3	34
Leroy G	3-8	0-1	0-0	5	0	6	1	1	0	0	27
Vennema	0-0	0-0	0-0	0	3	0	0	0	0	0	12
Odell	2-6	0-2	0-0	4	1	4	0	1	0	0	16
Boothe	0-1	0-0	0-0	0	0	0	0	0	0	1	9
Rejlic	0-0	0-0	0-0	1	0	0	0	0	0	0	5
TEAM				3							
Totals	26-77	6-26	6-11	29	17	64	6	9	0	9	200
Pct.	33.8	23.1	54.5	DB: 4							

FG's (1Q: 4-20, 20.0%; 2Q: 7-21, 33.3%; 3Q: 9-18, 50.0%; 4Q: 6-18, 33.3%)
 3FG's (1Q: 1-8, 12.5%; 2Q: 2-7, 28.6%; 3Q: 2-4, 50.0%; 4Q: 1-7, 14.3%)
 FT's (1Q: 1-2, 50.0%; 2Q: 3-5, 60.0%; 3Q: 1-2, 50.0%; 4Q: 1-2, 50.0%)

Duke	FG	3FG	FT	REB	PF	TP	A	T	B	S	Min
Akinbode-James F	5-8	0-0	5-6	16	2	15	1	2	0	0	25
Williams F	6-8	0-0	0-0	5	3	12	6	3	0	2	21
Patrick G	9-13	2-2	1-2	7	3	21	5	2	0	2	31
de Jesus G	5-9	1-2	2-4	3	1	13	4	2	1	0	31
Goodchild G	6-17	1-6	3-3	4	1	16	1	3	0	1	32
Anastasieska	3-4	0-1	0-0	3	4	6	1	4	0	0	21
Claude	3-5	0-1	1-1	10	2	7	0	0	0	0	28
Nwoke	1-2	0-0	2-2	2	0	4	1	0	0	1	11
TEAM				3							
Totals	38-66	4-12	14-18	53	16	94	19	16	1	6	200
Pct.	57.6	33.3	77.8	DB: 2							

FG's (1Q: 9-16, 56.3%; 2Q: 8-14, 57.1%; 3Q: 12-21, 57.1%; 4Q: 9-15, 60.0%)
 3FG's (1Q: 2-4, 50.0%; 2Q: 0-5, 0.0%; 3Q: 1-2, 50.0%; 4Q: 1-1, 100.0%)
 FT's (1Q: 3-4, 75.0%; 2Q: 5-8, 62.5%; 3Q: 5-5, 100.0%; 4Q: 1-1, 100.0%)

Officials: Karen Preato, Ray Bullock, Jr., Deanna Jackson
 Attendance: 0 • Technical Fouls: None

Score by Periods	1st	2nd	3rd	4th	Total
Longwood	10	19	21	14	64
Duke	23	21	30	20	94

Duke 72, East Carolina 47

December 5, 2020
at Cameron Indoor Stadium (Durham, N.C.)

East Carolina	FG	3FG	FT	REB	PF	TP	A	T	B	S	Min
Chambers F	1-4	0-0	2-3	3	4	4	0	0	2	2	24
Thompson G	0-6	0-1	0-0	0	0	0	1	1	0	0	22
Monk G	3-11	0-3	1-2	2	1	7	1	4	1	2	26
Johnson G	4-9	1-3	0-0	1	0	9	2	2	0	2	28
Claytor G	3-5	0-0	0-0	4	0	6	0	3	0	4	23
Gee	0-4	0-0	2-4	0	0	2	1	0	0	2	14
Josephs	1-5	0-0	0-0	3	3	2	0	0	0	0	16
Tsineke	2-3	0-0	0-1	1	1	4	1	0	0	2	9
Rose	0-5	0-0	2-4	2	1	2	0	0	0	1	14
Evans	1-2	0-1	1-1	2	0	3	0	1	1	0	12
Moseley	3-4	1-1	1-2	1	2	8	0	0	0	1	12
TEAM				2							
Totals	18-58	2-9	9-17	21	12	47	6	11	4	16	200
Pct.	31.0	22.2	52.9	DB: 4							

FG's (1Q: 2-15, 13.3%; 2Q: 5-12, 41.7%; 3Q: 5-16, 31.3%; 4Q: 6-15, 40.0%)
 3FG's (1Q: 0-3, 0.0%; 2Q: 0-1, 0.0%; 3Q: 1-3, 33.3%; 4Q: 1-2, 50.0%)
 FT's (1Q: 0-0, 0.0%; 2Q: 3-4, 75.0%; 3Q: 1-4, 25.0%; 4Q: 5-9, 55.6%)

Duke	FG	3FG	FT	REB	PF	TP	A	T	B	S	Min
Akinbode-James F	0-2	0-0	1-2	9	2	1	1	2	0	0	20
Williams F	5-8	0-0	0-0	7	2	10	3	3	1	0	30
Patrick G	5-12	1-4	0-0	8	1	11	6	6	0	0	30
de Jesus G	3-5	1-2	0-2	2	3	7	4	3	0	0	31
Goodchild G	8-12	6-10	2-2	5	3	24	0	2	0	1	26
Boykin	2-6	2-4	4-4	8	1	10	2	2	0	4	15
Anastasieska	3-6	1-3	0-0	1	0	7	1	2	0	0	26
Claude	1-3	0-1	0-0	3	2	2	0	1	0	1	14
Nwoke	0-0	0-0	0-0	2	0	0	0	1	0	0	8
TEAM				6							
Totals	27-54	11-24	7-10	51	14	72	17	23	1	6	200
Pct.	50.0	45.8	70.0	DB: 2							

FG's (1Q: 9-14, 64.3%; 2Q: 8-16, 50.0%; 3Q: 6-17, 35.3%; 4Q: 4-7, 57.1%)
 3FG's (1Q: 4-8, 50.0%; 2Q: 5-8, 62.5%; 3Q: 1-5, 20.0%; 4Q: 1-3, 33.3%)
 FT's (1Q: 2-2, 100.0%; 2Q: 0-0, 0.0%; 3Q: 4-4, 100.0%; 4Q: 1-4, 25.0%)

Officials: Denise Brooks, Jules Gallien, Marc Merritt
 Attendance: 0 • Technical Fouls: None

Score by Periods	1st	2nd	3rd	4th	Total
East Carolina	4	13	12	18	47
Duke	24	21	17	10	72

Duke 83, Western Carolina 56

November 29, 2020
at Cameron Indoor Stadium (Durham, N.C.)

Western Carolina	FG	3FG	FT	REB	PF	TP	A	T	B	S	Min
Walker G	0-1	0-1	0-0	1	4	0	1	1	0	0	18
Allison G	7-16	0-3	0-0	6	4	14	3	4	0	0	38
LaPlant G	4-12	2-7	1-2	3	2	11	1	1	0	1	33
Cruz G	1-8	1-2	0-0	1	0	3	1	0	0	0	17
Moates G	8-14	0-0	2-2	11	2	18	2	1	0	1	31
Marshall	3-6	0-1	0-1	4	2	6	1	2	1	1	21
Martin Ruiz	1-4	0-0	0-0	1	0	2	3	2	0	0	18
Myers	0-2	0-2	0-0	0	1	0	1	0	0	0	6
Reid	0-0	0-0	0-0	4	0	0	0	0	0	0	14
Davis	1-1	0-0	0-1	0	0	2	0	0	0	0	4
TEAM				0							
Totals	25-64	3-16	3-6	31	15	56	13	11	1	3	200
Pct.	39.1	18.8	50.0	DB: 1							

FG's (1Q: 4-15, 26.7%; 2Q: 6-15, 40.0%; 3Q: 7-18, 38.9%; 4Q: 8-16, 50.0%)
 3FG's (1Q: 1-3, 33.3%; 2Q: 1-5, 20.0%; 3Q: 1-5, 20.0%; 4Q: 0-3, 0.0%)
 FT's (1Q: 0-0, 0.0%; 2Q: 1-2, 50.0%; 3Q: 2-2, 100.0%; 4Q: 0-2, 0.0%)

Duke	FG	3FG	FT	REB	PF	TP	A	T	B	S	Min
Akinbode-James F	4-8	0-2	0-1	11	0	8	1	1	0	0	25
Williams F	3-7	0-0	3-6	15	1	9	8	3	0	2	29
Patrick G	2-12	1-6	2-2	4	1	7	2	1	0	1	30
de Jesus G	6-7	3-4	2-2	7	1	17	5	1	0	0	37
Goodchild G	4-11	3-7	3-3	3	3	14	1	1	0	0	25
Anastasieska	8-18	5-13	2-4	2	0	23	2	2	2	3	29
Claude	2-2	1-1	0-0	2	2	5	0	0	1	0	14
Nwoke	0-1	0-0	0-2	3	2	0	1	0	1	0	11
TEAM				3							
Totals	29-66	13-33	12-20	50	10	83	20	9	4	6	200
Pct.	43.9	39.4	60.0	DB: 5							

FG's (1Q: 10-19, 52.6%; 2Q: 6-11, 54.5%; 3Q: 5-19, 26.3%; 4Q: 8-17, 47.1%)
 3FG's (1Q: 3-9, 33.3%; 2Q: 2-4, 50.0%; 3Q: 5-12, 41.7%; 4Q: 3-8, 37.5%)
 FT's (1Q: 1-2, 50.0%; 2Q: 5-8, 62.5%; 3Q: 2-4, 50.0%; 4Q: 4-6, 66.7%)

Officials: Rod Creech, Kevin Dillard, Alexis Perez
 Attendance: 0 • Technical Fouls: None

Score by Periods	1st	2nd	3rd	4th	Total
Western Carolina	9	14	17	16	56
Duke	24	19	17	23	83

(2/2) Louisville 73, Duke 49

December 9, 2020
at Cameron Indoor Stadium (Durham, N.C.)

Louisville	FG	3FG	FT	REB	PF	TP	A	T	B	S	Min
Cochran F	4-9	0-0	3-4	12	3	11	2	1	0	0	19
Evans G	9-20	2-6	4-4	1	1	24	2	4	0	3	39
Balogun G	1-2	0-1	1-1	2	2	3	0	3	1	0	21
Van Lith G	5-11	2-4	2-2	4	0	14	3	2	0	1	37
K. Smith G	6-11	3-5	0-0	3	1	15	0	1	0	2	30
Dixon	2-4	0-0	0-0	5	0	4	0	0	3	0	17
Robinson	0-3	0-0	0-0	6	2	0	1	0	0	0	18
A. Smith	0-1	0-0	0-0	1	0	0	0	1	0	0	7
Russell	0-0	0-0	0-0	0	0	0	0	0	0	1	4
Konno	1-1	0-0	0-0	0	0	2	1	0	0	0	6
Parker	0-1	0-0	0-0	0	0	0	0	0	0	0	1
Green	0-0	0-0	0-0	0	1						

Duke Tradition

Individual Honors.....	54-58
Coaching Honors.....	58
Academic Honors	58-59
Letterwinners.....	60-61
All-Time Jersey Numbers	62-63
Year-by-Year Coaching Staffs	64-65
Duke in the ACC Tournament & WNIT.....	66-67
Duke in the NCAA Tournament.....	68-69
In Season Tournament Results	70
ACC/Big Ten Challenge.....	71-72
Duke in the Associated Press Rankings.....	73
Duke in the USA Today Rankings.....	74
Duke in the WNBA & ABL.....	75-76
International Hoops	77-78

Naismith Award -- National Player of the Year

Lindsey Harding (2007)

Wooden Award -- National Player of the Year

Alana Beard (2004)

State Farm Wade Trophy -- National Player of the Year

Alana Beard (2004)

Associated Press -- National Player of the Year

Alana Beard (2004)

U.S. Basketball Writers Association (USBWA) -- National Player of the Year

Alana Beard (2004)

Victor Award -- National Player of the Year

Alana Beard (2003)

ESPN.com -- National Player of the Year

Alana Beard (2004, 2003)

Lindsey Harding (2007)

U.S. Basketball Writers Association (USBWA) -- National Freshman of the Year

Alana Beard (2001)

Elizabeth Williams (2012)

Basketball Times -- National Freshman of the Year

Elizabeth Williams (2012)

ESPN.com -- National Freshman of the Year

Elizabeth Williams (2012)

WBCA -- National Defensive Player of the Year

Lindsey Harding (2007)

Elizabeth Williams (2015)

Sports Illustrated for Women -- National Freshman of the Year

Alana Beard (2001)

Sports Illustrated -- National Freshman of the Year

Alana Beard (2001)

Women's Basketball Journal -- National Freshman of the Year

Alana Beard (2001)

WomensCollegeHoops.com -- National Freshman of the Year

Alana Beard (2001)

CBS Sportsline -- National Freshman of the Year

Alana Beard (2001)

Frances Pomeroy Naismith Award

Lindsey Harding (2007)

Senior Class Award

Alison Bales (2007)

Alana Beard (2004)

Lexie Brown (2018 - finalist)

Joy Cheek (2010 - finalist)

Monique Currie (2006 - finalist)

Rebecca Greenwell (2018 - finalist)

Haley Peters (2014 - finalist)

Jasmine Thomas (2011 - finalist)

Elizabeth Williams (2015 - finalist)

Abby Warner (2009 - finalist)

Wade Trophy Finalist for National Player of the Year

Alison Bales (2007)

Alana Beard (2004, 2003)

Chante Black (2008)

Monique Currie (2006, 2005)

Lindsey Harding (2007)

Iciss Tillis (2003)

Jasmine Thomas (2010)

Elizabeth Williams (2015)

Naismith Finalist for National Player of the Year

Alana Beard (2004, 2003, 2002)

Monique Currie (2005)

Lindsey Harding (2007)

Georgia Schweitzer (2001)

Iciss Tillis (2004, 2003)

Jasmine Thomas (2010)

Wooden Award Finalist for National Player of the Year

Alana Beard (2004)

Monique Currie (2006, 2005)

Chelsea Gray (2013)

Lindsey Harding (2007)

Jasmine Thomas (2011, 2010)

Elizabeth Williams (2015, 2013, 2012)

Honda Award Nominee for National Player of the Year

Alana Beard (2004, 2003, 2002)

Monique Currie (2005)

Lindsey Harding (2007)

Kodak/WBCA Coaches All-America

Alana Beard (2004, 2003, 2002)

Monique Currie (2006, 2005)

Chelsea Gray (2013)

Lindsey Harding (2007)

Georgia Schweitzer (2001)

Iciss Tillis (2003)

Michele Van Gorp (1999)

Elizabeth Williams (2015)

Associated Press All-America

Alison Bales (2007-3rd)

Alana Beard (2004-1st, 2003-1st, 2002-1st; 2001-HM)

Chante Black (2009-3rd, 2008-HM)

Lexie Brown (2017-3rd, 2018-3rd)

Monique Currie (2006-2nd, 2005-1st)

Nicole Erickson (1999-HM)

Haley Gorecki (2020-HM)

Chelsea Gray (2013-2nd, 2012-HM)

Lindsey Harding (2007-1st, 2006-HM)

Tricia Liston (2014-3rd)

Georgia Schweitzer (2001-3rd)

Azurá Stevens (2016-HM)

Iciss Tillis (2004-HM, 2003-HM, 2002-HM)

Jasmine Thomas (2011-2nd, 2010-3rd)

Michele Van Gorp (1999-3rd)

Abby Waner (2008-HM, 2007-HM)

Elizabeth Williams (2015-2nd, 2014-3rd, 2013-3rd, 2012-3rd)

John R. Wooden Award All-America

Alana Beard (2004)

Monique Currie (2006, 2005)

Lindsey Harding (2007)

United States Basketball Writers Association (USBWA) All-America

Alison Bales (2007)

Alana Beard (2004, 2003, 2002)

Chante Black (2009)
 Monique Currie (2006, 2005)
 Haley Gorecki (2020-3rd)
 Chelsea Gray (2012)
 Lindsey Harding (2007)
 Georgia Schweitzer (2001)
 Jasmine Thomas (2010)
 Elizabeth Williams (2015)

Women's Basketball News Service All-America

Alana Beard (2004-1st, 2003-1st; 2001-3rd)
 Chris Moreland (1988-1st)

AWSF/FAST Break All-America

Sue Harnett (1991-3rd)

State Farm/Kodak WBCA District II All-America

Alison Bales (2007)
 Alana Beard (2004, 2003, 2002, 2001)
 Lexie Brown (2017, 2018)
 Chante Black (2008)
 Monique Currie (2006, 2005)
 Chelsea Gray (2013, 2012)
 Rebecca Greenwell (2017, 2018)
 Tyish Hall (1996)
 Lindsey Harding (2007, 2006)
 Hilary Howard (1998)
 Tricia Liston (2014)
 Katie Meier (1990)
 Chris Moreland (1988, 1986)
 Georgia Schweitzer (2001, 2000)
 Azurá Stevens (2016)
 Iciss Tillis (2004, 2003, 2002)
 Jasmine Thomas (2011, 2010)
 Elizabeth Williams (2015, 2013, 2012)

Basketball Times Freshman All-America

Alana Beard (2001)

WomensCollegeHoops.com Freshman All-America

Monique Currie (2002)

Women's Basketball Journal Freshman All-America

Alana Beard (2001-1st)

Basketball Yearbook Freshman All-America

Katie Meier (1986)

Women's Basketball Journal Defensive All-America

Peppi Browne (2000)
 Rochelle Parent (2001-2nd)

NCAA Final Four All-Tournament Team

Alison Bales (2006)
 Alana Beard (2003)
 Monique Currie (2006)
 Nicole Erickson (1999)
 Michele Van Gorp (1999)

NCAA Tournament All-Region

2012 (Norfolk Region) - Alexis Jones, Tricia Liston
2011 (Fresno Region) - Chelsea Gray, Elizabeth Williams
2011 (Philadelphia Region) - Karima Christmas, Jasmine Thomas
2010 (Memphis Region) - Joy Cheek, Karima Christmas, Jasmine Thomas
2008 (Oklahoma City Region) - Chante Black
2007 (Greensboro Region) - Alison Bales
2006 (Bridgeport Region) - Alison Bales - MVP, Abby Waner

2005 (Chattanooga Region) - Monique Currie, Mistie Williams

2004 (Mideast) - Alana Beard, Monique Currie

2003 (Midwest) - Alana Beard - MVP, Iciss Tillis

2002 (East) - Alana Beard - MVP, Sheana Mosch, Michele Matyasovsky

2001 (West) - Alana Beard

1999 (East) - Georgia Schweitzer - MVP, Nicole Erickson, Michele Van Gorp

1998 (West) - Peppi Browne, Nicole Erickson

ACC Athlete of the Year (Mary Garber Award)

Alana Beard (2003)
 Lindsey Harding (2007)

ACC Player of the Year

Alana Beard (2004, 2003, 2002)
 Monique Currie (2005)
 Chelsea Gray (2013 - Co-POY voted by coaches)
 Lindsey Harding (2007)
 Chris Moreland (1987)
 Georgia Schweitzer (2001, 2000)

ACC Rookie of the Year

Alana Beard (2001)
 Katie Meier (1986)
 Chris Moreland (1985)
 Elizabeth Williams (2012)

All-ACC

Alison Bales (2007-1st)
 Mistie Bass (2006-2nd, 2005-3rd, 2004-3rd)
 Alana Beard (2004-1st, 2003-1st, 2002-1st, 2001-1st)
 Chante Black (2009-1st, 2008-2nd)
 Lexie Brown (2017-1st, 2018-1st)
 Peppi Browne (2000-1st)
 Joy Cheek (2010-3rd)
 Monique Currie (2006-1st, 2005-1st, 2004-2nd, 2002-2nd)
 Ali Day (1996-2nd, 1995-1st)
 Nicole Erickson (1999, 1998-2nd)
 Jessica Foley (2005-3rd)
 Connie Goins (1986-2nd)
 Haley Gorecki (2019-1st, 2020-1st)
 Chelsea Gray (2013-1st, 2012-1st)
 Rebecca Greenwell (2017-1st, 2016-2nd, 2018-2nd)
 Tyish Hall (1997, 1996-2nd)
 Lindsey Harding (2007-1st, 2006-2nd, 2004-3rd)
 Sue Harnett (1991-2nd, 1989-2nd)
 Hilary Howard ('99-2nd, 1998-1st)
 Carey Kauffman (1995, 1994-2nd)
 Vicki Krapohl (2003-3rd)
 Tricia Liston (2014-1st)
 Katie Meier (1990-1st)
 Chris Moreland (1988-2nd, 1987-1st, 1986-1st, 1985-2nd)
 Sheana Mosch (2001-3rd)
 Leaonna Odom (2020-2nd)
 Kira Orr (1997-2nd)
 Haley Peters (2013-2nd, 2012-3rd)
 Georgia Schweitzer (2001-1st, 2000-1st)
 Azurá Stevens (2016-1st, 2015-2nd)
 Iciss Tillis (2004-1st, 2003-1st, 2002-1st)
 Jasmine Thomas (2011-1st, 2010-1st)
 Krystal Thomas (2011-3rd)
 Michele Van Gorp (1999-1st)
 Abby Waner (2008-3rd, 2007-2nd)
 Elizabeth Williams (2015-1st, 2014-1st, 2013-1st, 2012-1st)

All-ACC (Voted by league head coaches - started in 2012-13)

Lexie Brown (2017-1st, 2018-1st)
 Haley Gorecki (2019-2nd, 2020-1st)

Chelsea Gray (2013-1st)
 Rebecca Greenwell (2017-1st, 2016-2nd, 2018-2nd)
 Alexis Jones (2014-2nd)
 Tricia Liston (2014-1st, 2013-2nd)
 Leaonna Odom (2020-2nd)
 Azurá Stevens (2016-1st)
 Elizabeth Williams (2015-1st, 2014-1st, 2013-1st)

ACC All-Freshman Team

Mistie Bass (2003)
 Alana Beard (2001)
 Payton Black (1996)
 Peppi Browne (1997)
 Monique Currie (2002)
 Krista Gingrich (1999)
 Miela Goodchild (2019)
 Chelsea Gray (2011)
 Lindsey Harding (2003)
 Alexis Jones (2013)
 Michele Matyasovsky (2000)
 Sheana Mosch (2000)
 Leaonna Odom (2017)
 Jennifer Scanlon (1993)
 Georgia Schweitzer (1998)
 Wanisha Smith (2005)
 Azurá Stevens (2015)
 Iciss Tillis (2001)
 Allison Verner (2010)
 Abby Waner (2006)
 Wynter Whitley (2002)
 Elizabeth Williams (2012)
 Jade Williams (2018)

ACC All-Freshman Team (Voted by league head coaches - started in 2012-13)

Miela Goodchild (2019)
 Alexis Jones (2013)
 Leaonna Odom (2017)
 Azurá Stevens (2015)
 Jade Williams (2018)

ACC All-Defensive Team (Voted by league head coaches - started in 2012-13)

Haley Gorecki (2020)

ACC Defensive Player of the Year

Chante Black (2009)
 Lexie Brown (2018)
 Lindsey Harding (2007, 2006)
 Elizabeth Williams (2015, 2014, 2013, 2012)

ACC All-Defensive Team

Allison Bales (2007, 2005)
 Alana Beard (2004, 2003, 2002, 2001)
 Chante Black (2009)
 Lexie Brown (2017, 2018)
 Peppi Browne (2000)
 Chelsea Gray (2013)
 Lindsey Harding (2007, 2006, 2004)
 Keturah Jackson (2010)
 Rochelle Parent (2001, 2000)
 Azurá Stevens (2016)
 Jasmine Thomas (2011)
 Iciss Tillis (2002)
 Elizabeth Williams (2015, 2014, 2013, 2012)

ACC Tournament MVP

Monique Currie (2002)
 Alexis Jones (2013)
 Georgia Schweitzer (2001)

Jasmine Thomas (2011, 2010)
 Iciss Tillis (2004, 2003)

ACC All-Tournament Team

Alison Bales (2007-2nd)
 Mistie Bass (2004-2nd)
 Alana Beard (2004-1st, 2003-1st, 2002-1st, 2001-1st)
 Chante Black (2005-2nd)
 Payton Black (1996-2nd)
 Lexie Brown (2017-1st)
 Joy Cheek (2010-1st, 2008-2nd)
 Karima Christmas (2011-1st, 2010-1st)
 Monique Currie (2006-2nd, 2005-1st, 2004-2nd)
 Ali Day (1995-2nd)
 Nicole Erickson (1998-2nd)
 Carrem Gay (2009-1st)
 Krista Gingrich (2002-2nd)
 Chelsea Gray (2012-2nd, 2011-2nd)
 Rebecca Greenwell (2017-2nd)
 Lindsey Harding (2003-2nd)
 Hilary Howard (1998-1st)
 Tricia Liston (2014-1st, 2013-2nd)
 Michele Matyasovsky (2001-2nd)
 Katie Meier (1990)
 Chris Moreland (1985)
 Sheana Mosch (2003-2nd, 2000-2nd)
 Kira Orr (1997-1st, 1996-1st, 1995-1st)
 Rochelle Parent (2001-1st)
 Haley Peters (2014-2nd, 2013-1st)
 Lauren Rice (2000-1st)
 Georgia Schweitzer (2000-1st)
 Azurá Stevens (2016-2nd)
 Iciss Tillis (2002-2nd)
 Michele Van Gorp (1999-2nd)
 Abby Waner (2009-1st, 2008-1st, 2007-1st)
 Missy West (2000-2nd)
 Elizabeth Williams (2015-1st, 2014-1st, 2013-1st)

ACC Players of the Week

2019-20 - Haley Gorecki (two times), Leaonna Odom
 2017-18 - Lexie Brown (three times)
 2016-17 - Lexie Brown, Rebecca Greenwell
 2015-16 - Azurá Stevens (two times)
 2014-15 - Elizabeth Williams
 2013-14 - Chelsea Gray (two times), Tricia Liston
 2012-13 - Tricia Liston, Elizabeth Williams, Chelsea Gray
 2011-12 - Chelsea Gray (two times)
 2010-11 - Jasmine Thomas
 2009-10 - Jasmine Thomas
 2006-07 - Alison Bales, Lindsey Harding (two times), Wanisha Smith, Abby Waner
 2005-06 - Monique Currie (two times), Lindsey Harding
 2004-05 - Monique Currie (two times)
 2003-04 - Mistie Bass, Iciss Tillis, Alana Beard (six times)
 2002-03 - Alana Beard (six times), Iciss Tillis (four times)
 2001-02 - Alana Beard (five times)
 2000-01 - Alana Beard, Sheana Mosch
 1999-00 - Georgia Schweitzer (two times)
 1998-99 - Nicole Erickson (three times), Michele Van Gorp
 1997-98 - Hilary Howard, Michele Van Gorp
 1996-97 - Payton Black, Tyish Hall
 1995-96 - Tyish Hall (four times)
 1994-95 - Ali Day (two times), Carey Kauffman
 1993-94 - Carey Kauffman
 1990-91 - Sue Harnett
 1989-90 - Katie Meier (two times)
 1988-89 - Sue Harnett
 1987-88 - Katie Meier, Chris Moreland

1986-87 - Katie Meier, Chris Moreland
 1985-86 - Connie Goins
 1984-85 - Chris Moreland (two times)
 1983-84 - Maura Hertzog

► **Alana Beard holds the ACC record with 18 ACC Player of the Week Selections**

ACC Rookies of the Week

2018-19 - Miela Goodchild (two times)
 2014-15 - Azurá Stevens (four times), Rebecca Greenwell
 2012-13 - Alexis Jones (three times)
 2011-12 - Elizabeth Williams (nine times - Tied ACC Record)
 2010-11 - Chelsea Gray
 2009-10 - Allison Vernerey
 2007-08 - Krystal Thomas
 2006-07 - Joy Cheek
 2005-06 - Abby Waner (two times)
 2004-05 - Chante Black, Wanisha Smith (three times)
 2002-03 - Mistie Bass (two times), Jessica Foley, Lindsey Harding
 2001-02 - Monique Currie (five times), Wynter Whitley
 2000-01 - Alana Beard (seven times), Rometra Craig, Iciss Tillis (two times)
 1997-98 - Georgia Schweitzer
 1996-97 - Peppi Browne (two times)
 1995-96 - Payton Black (three times), Nazrawit Medhanie
 1992-93 - Jen Scanlon
 1990-91 - Shannon Wills

**** Since 2000-01, Duke has swept the ACC Player and Rookie of the Week selections a total of 10 times --**

Dec. 22, 2014 - Elizabeth Williams (POW), Azurá Stevens (ROW)
 Jan. 23, 2012 - Chelsea Gray (POW), Elizabeth Williams (ROW)
 Dec. 6, 2009 - Jasmine Thomas (POW), Allison Vernerey (ROW)
 Dec. 26, 2006 - Lindsey Harding (POW), Joy Cheek (ROW)
 March 3, 2003 - Iciss Tillis (POW), Jessica Foley (ROW)
 Dec. 9, 2002 - Alana Beard (POW), Mistie Bass (ROW)
 Feb. 25, 2002 - Alana Beard (POW), Wynter Whitley (ROW)
 Dec. 10, 2001 - Alana Beard (POW), Monique Currie (ROW)
 Jan. 29, 2001 - Sheana Mosch (POW), Iciss Tillis (ROW)
 Jan. 15, 2001 - Alana Beard (POW & ROW)

ACC Rookies of the Week - All-Time ACC List for Most in a Season

2011-12 - Elizabeth Williams, Duke (9)
 1992-93 - Tracy Conner, Wake Forest (9)
 2006-07 - Monica Wright, Virginia (8)
 1998-99 - Niesha Butler, Georgia Tech (7)
 2000-01 - Alana Beard, Duke (7)
 2010-11 - Alyssa Thomas, Maryland (7)
 1991-92 - Charlotte Smith, North Carolina (6)
 1997-98 - Tynesha Lewis, N.C. State (6)
 2001-02 - Brandi Teamer, Virginia (6)
 2002-03 - LaTangela Atkinson, North Carolina (6)

ACC All-Star Team

Windsor Coggeshall (1994)
 Tyish Hall (1994)
 Jennifer Scanlon (1993)

U.S. Olympic Festival

Payton Black (1995)
 Debbie Leonard (coach - 1987)
 Chris Moreland (1986)
 Kira Orr (1994, 1995)

NCAIAW Division I All-Star Team

Barb Krause (1981-1st)

ESPN The Magazine Shooting Guard of the Year

Alana Beard (2002)

ESPN The Magazine Power Forward of the Year

Iciss Tillis (2002 - nominee)

Robin Roberts/WBCA Broadcasting Scholarship

Lindsey Harding (2007)

Nancy Lieberman Award Nominee (Top Point Guard)

Alana Beard (2001-02)
 Lexie Brown (2017 - finalist, 2018 - finalist)
 Chelsea Gray (2014, 2013 - finalist, 2012 - finalist)
 Lindsey Harding (2007 - winner, 2006, 2004)
 Kyra Lambert (2019)
 Georgia Schweitzer (2001)
 Jasmine Thomas (2011, 2010)

Ann Meyers-Drysdale Award Watch List

Lexie Brown (2016-17)
 Haley Gorecki (2018-19, 2019-20 - finalist)

Cheryl Miller Award Watch List

Elizabeth Balogun (2021-22)
 Leaonna Odom (2018-19)

Katrina McClain Award Watch List

Leaonna Odom (2019-20)

Lisa Leslie Award Watch List

Erin Mathias (2017-18)
 Jade Williams (2018-19, 2019-20, 2020-21)

Dawn Staley Award

Lexie Brown (2017 - midseason list; 2018 - top 15)

WBCA All-Star Challenge

Mistie Bass (2006)
 Alana Beard (2004)
 Monique Currie (2006)
 Georgia Schweitzer (2001)
 Iciss Tillis (2004)

Mountain Dew/State Farm Three-Point Championship

Lexie Brown (2018)
 Rebecca Greenwell (2018)
 Vicki Krapohl (2004)
 Tricia Liston (2014)

All-Time All-Tournament Team Selections

2015 - Caribbean Challenge - Azurá Stevens (MVP), Rebecca Greenwell
 2013 - Paradise Jam - Tricia Liston - MVP, Elizabeth Williams
 2012 - Women of Troy Classic - Chelsea Gray - MVP, Elizabeth Williams
 2011 - Junkanoo Jam - Elizabeth Williams, Chelsea Gray
 2009 - Women of Troy Classic - Chante Black - MVP, Jasmine Thomas
 2008 - Paradise Jam - Chante Black
 2007 - Blue Sky Classic - Lindsey Harding - MVP, Abby Waner
 2006 - Duke Classic - Lindsey Harding - MVP, Mistie Bass
 2006 - Surf'N Slam Classic - Monique Currie - MVP, Chante Black, Mistie Williams
 2005 - Sportsview.tv WNIT - Monique Currie
 2004 - Duke Classic - Alana Beard - MVP, Monique Currie, Iciss Tillis
 2004 - LMU Marina Beach Classic - Alana Beard - MVP, Monique Currie
 2003 - South Padre Shootout - Alana Beard - MVP, Sheana Mosch, Jessica Foley
 2003 - Duke Classic - Alana Beard - MVP, Iciss Tillis
 2002 - Paradise Jam - Alana Beard - MVP, Iciss Tillis
 2002 - Duke Classic - Alana Beard - MVP, Iciss Tillis
 2002 - South Padre Shootout - Alana Beard - MVP, Sheana Mosch, Jessica Foley
 2001 - Duke Classic - Alana Beard

2000 - Women's Sports Foundation Classic - Alana Beard - MVP, Georgia Schweitzer, Iciss Tillis
 2000 - Duke Classic - Georgia Schweitzer - MVP, Alana Beard, Rometra Craig
 2000 - Fun in the Sun Shootout -Georgia Schweitzer - MVP, Sheana Mosch
 1999 - Sun Splash Shootout - Peppi Browne - MVP, Georgia Schweitzer
 1999 - Duke Classic - Georgia Schweitzer - MVP, Peppi Browne
 1998 - Duke Classic - Nicole Erickson - MVP, Michele Van Gorp
 1998 - Nike Four in the Fall - Michele Van Gorp
 1997 - State Farm Classic - Payton Black, Michele Van Gorp
 1997 - Duke Classic - Nicole Erickson - MVP
 1997 - San Juan Shootout - Payton Black, Michele Van Gorp
 1996 - Central Fidelity Invitational - Payton Black
 1996 - Duke Classic - Kira Orr - MVP, Payton Black, Peppi Browne
 1995 - UNO Thanksgiving Classic - Tyish Hall - MVP, Ali Day
 1995 - Duke Classic - Tyish Hall - MVP, Kira Orr, Jennifer Scanlon
 1995 - ACC Big Four Classic - Tyish Hall
 1994 - ODU Dial Soap Classic - Carey Kauffman, Kira Orr
 1994 - Duke Classic - Jennifer Scanlon - MVP, Ali Day, Kira Orr
 1994 - St. Joe's Hawk Classic - Jennifer Scanlon - MVP, Carey Kauffman
 1993 - Duke Classic - Missy Anderson - MVP, Zeki Blanding
 1993 - Oakland Tribune Classic - Carey Kauffman, Jennifer Scanlon
 1992 - Seattle Times Husky Classic - Jennifer Scanlon
 1992 - Duke Classic - Zeki Blanding
 1991 - Boilermaker Classic - Robin Baker, Monika Kost
 1991 - Duke Classic - Celeste Lavoie
 1991 - Harvard Invitational - Monika Kost - MVP, Celeste Lavoie
 1990 - USF Holiday Classic - Traci Williams - MVP, Sue Harnett
 1990 - Coca-Cola Jowers Jamboree - Sue Harnett - MVP, Traci Williams
 1990 - Duke Dial Soap Classic - Sue Harnett, Traci Williams
 1990 - Felpausch/MSU Holiday Classic - Sue Harnett
 1989 - Duke Dial Soap Classic - Katie Meier - MVP, Sue Harnett
 1989 - Bowling Green Bank - Sue Harnett, Katie Meier
 1988 - VCU Classic - Sue Harnett - MVP, Jenni Kraft
 1988 - Duke Dial Soap Classic - Sue Harnett - MVP, Robin Baker, Jenni Kraft
 1988 - Downeast Auto Classic - Sue Harnett - MVP
 1987 - Anhueser Busch Tip-Off Classic - Katie Meier - MVP, Sue Harnett, Chris Moreland
 1987 - Lady Friar Classic - Katie Meier - MVP, Chris Moreland
 1986 - Cahill Invitational - Chris Moreland
 1984 - USF Holiday Classic - Joanne Boyle, Connie Goins

McDonald's All-America

2019 - Nyah Green, Jordyn Oliver, Celeste Taylor
 2018 - Celeste Taylor
 2017 - Jade Williams
 2016 - Leaonna Odom
 2015 - Kyra Lambert
 2014 - Sierra Calhoun, Lyneé Belton
 2013 - Oderah Chidom, Kendall Cooper, Rebecca Greenwell, Lexie Brown
 2012 - Alexis Jones, Sierra Moore
 2011 - Amber Henson, Elizabeth Williams
 2010 - Chelsea Gray, Richa Jackson, Haley Peters
 2007 - Jasmine Thomas, Krystal Thomas
 2006 - Joy Cheek, Bridgette Mitchell
 2005 - Carrem Gay, Abby Waner
 2004 - Wanisha Smith, Chante Black
 2003 - Alison Bales, Brittany Hunter
 2002 - Mistie Bass, Brooke Smith

WBCA All-America

2015 - Kyra Lambert
 2014 - Sierra Calhoun
 2013 - Oderah Chidom, Kendall Cooper, Rebecca Greenwell
 2012 - Alexis Jones
 2011 - Amber Henson, Elizabeth Williams
 2010 - Chelsea Gray, Richa Jackson
 2008 - Shay Selby

2007 - Jasmine Thomas, Krystal Thomas, Karima Christmas
 2006 - Bridgette Mitchell
 2005 - Carrem Gay, Abby Waner
 2004 - Wanisha Smith, Chante Black
 2003 - Alison Bales, Brittany Hunter
 2002 - Mistie Bass, Brooke Smith
 2001 - Monique Currie, Wynter Whitley
 2000 - Alana Beard, Iciss Tillis, Rometra Craig
 1999 - Olga Gvozdencovic, Michele Matyasovsky
 1994 - Nicole Erickson
 1993 - Windsor Coggeshall

Jordan Brand Classic

2019 - Nyah Green, Jordyn Oliver, Celeste Taylor
 2018 - Elizabeth Balogun
 2017 - Lexi Gordon, Jade Williams
 2016 - Leaonna Odom
 2015 - Kyra Lambert

Naismith National Coach of the Year

2007, 2003 - Gail Goestenkers

Associated Press National Coach of the Year

2007 - Gail Goestenkers

Russell Athletic/WBCA National Coach of the Year

2007, 2003 - Gail Goestenkers

USBWA National Coach of the Year

2007 - Gail Goestenkers

GBallmag.com National Coach of the Year

2002 - Gail Goestenkers

Basketball Times National Coach of the Year

2007, 2000 - Gail Goestenkers

Victor Award - National Coach of the Year

2003, 1999 - Gail Goestenkers

Naismith Finalist for Coach of the Year

2004, 2003, 2002, 2001 - Gail Goestenkers

ACC Coach of the Year

2013, 2012, 2010 - Joanne P. McCallie
 2004, 2003, 2002, 1999, 1996, 1995 - Gail Goestenkers
 1985 - Debbie Leonard

WBCA District II Coach of the Year

2004, 2003, 2002, 2001 - Gail Goestenkers

NCAA District III Coach of the Year

1995 - Gail Goestenkers
 1985 - Debbie Leonard

CoSIDA/Capital One Academic All-America

2016-17 - Lexie Brown (First Team)
 2014-15 - Elizabeth Williams (Third Team)
 2013-14 - Haley Peters (Third Team)
 2010-11 - Jasmine Thomas (Second Team)
 2009-10 - Jasmine Thomas (Third Team)
 2006-07 - Abby Waner (First Team)

GTE/CoSIDA Academic All-America

1988 - Katie Meier (Second Team)
 1984 - Stacy Hurd (Honorable Mention)
 1983 - Stacy Hurd (Honorable Mention)

ESPN The Magazine/CosIDA Academic All-District III

2017 - Lexie Brown, Rebecca Greenwell
 2016 - Rebecca Greenwell
 2015 - Elizabeth Williams
 2014 - Haley Peters
 2013 - Haley Peters
 2012 - Allison Vernerey
 2011 - Jasmine Thomas
 2010 - Jasmine Thomas
 2009 - Jasmine Thomas
 2008 - Abby Waner
 2007 - Abby Waner
 2006 - Jessica Foley
 2005 - Jessica Foley
 1988 - Paula Anderson

Wallace Wade Scholarship

1997 - Ali Day
 1991 - Sue Harnett

ACC Postgraduate Scholarship

1996 - Ali Day

Kay Yow ACC Scholar-Athlete of the Year

2017-18 - Lexie Brown
 2016-17 - Lexie Brown
 2014-15 - Elizabeth Williams
 2010-11 - Jasmine Thomas
 2009-10 - Jasmine Thomas

ACC All-Academic Team

2019-20 - Miela Goodchild, Haley Gorecki, Kyra Lambert
 2018-19 - Miela Goodchild
 2017-18 - Lexie Brown, Rebecca Greenwell, Erin Mathias, Leaonna Odom
 2016-17 - Lexie Brown, Rebecca Greenwell, Kyra Lambert, Leaonna Odom
 2015-16 - Rebecca Greenwell, Kyra Lambert
 2014-15 - Rebecca Greenwell, Elizabeth Williams
 2013-14 - Chelsea Gray, Tricia Liston, Haley Peters, Elizabeth Williams
 2012-13 - Chelsea Gray, Alexis Jones, Tricia Liston, Haley Peters, Allison Vernerey
 2011-12 - Haley Peters, Kathleen Scheer, Shay Selby, Tricia Liston, Allison Vernerey, Elizabeth Williams
 2010-11 - Jasmine Thomas, Haley Peters, Kathleen Scheer, Shay Selby Allison Vernerey
 2009-10 - Jasmine Thomas, Keturah Jackson, Bridgette Mitchell, Allison Vernerey
 2008-09 - Jasmine Thomas, Bridgette Mitchell
 2007-08 - Abby Waner
 2006-07 - Alison Bales, Abby Waner
 2005-06 - Jessica Foley
 2004-05 - Jessica Foley
 2003-04 - Vicki Krapohl
 2002-03 - Jessica Foley, Michele Matyasovsky
 2001-02 - Krista Gingrich, Michele Matyasovsky
 2000-01 - Georgia Schweitzer
 1999-00 - Krista Gingrich, Georgia Schweitzer
 1998-99 - Georgia Schweitzer
 1997-98 - Payton Black, Michele Van Gorp

ACC Honor Roll

2020-21 - Onome Akinbode-James, Sara Anastasieska, Mikayla Boykin, Vanessa de Jesus, Miela Goodchild, Nyah Green, Jiselle Havas, Jaida Patrick
 2019-20 - Jayda Adams, Onome Akinbode-James, Mikayla Boykin, Jada Claude, Miela Goodchild, Haley Gorecki, Kyra Lambert, Jaida Patrick
 2018-19 - Mikayla Boykin, Miela Goodchild, Onome Akinbode-James, Kyra Lambert, Sofia Roma, Emily Schubert, Faith Suggs

2017-18 - Jayda Adams, Mikayla Boykin, Lexie Brown, Bego Faz Davalos, Rebecca Greenwell, Kyra Lambert, Erin Mathias, Sofia Roma, Madison Treece
 2016-17 - Lexie Brown, Rebecca Greenwell, Kyra Lambert, Erin Mathias, Leaonna Odom, Crystal Primm, Emily Schubert
 2015-16 - Lexie Brown, Oderah Chidom, Rebecca Greenwell, Amber Henson, Kyra Lambert, Erin Mathias, Crystal Primm, Mercedes Riggs
 2014-15 - Jenna Frush, Rebecca Greenwell, Amber Henson, Erin Mathias, Mercedes Riggs, Azurá Stevens, Elizabeth Williams
 2013-14 - Oderah Chidom, Jenna Frush, Chelsea Gray, Rebecca Greenwell, Katie Heckman, Richa Jackson, Ka'lia Johnson, Tricia Liston, Haley Peters, Chloe Wells, Elizabeth Williams
 2012-13 - Jenna Frush, Chelsea Gray, Katie Heckman, Amber Henson, Ka'lia Johnson, Alexis Jones, Tricia Liston, Sierra Moore, Haley Peters, Allison Vernerey, Elizabeth Williams
 2011-12 - Jenna Frush, Amber Henson, Richa Jackson, Allison Vernerey, Elizabeth Williams
 2010-11 - Karima Christmas, Chelsea Gray, Tricia Liston, Haley Peters, Kathleen Scheer, Shay Selby, Jasmine Thomas, Krystal Thomas, Allison Vernerey
 2009-10 - Chelsea Hopkins, Bridgette Mitchell, Kathleen Scheer, Shay Selby, Jasmine Thomas, Allison Vernerey
 2008-09 - Chante Black, Joy Cheek, Carrem Gay, Chelsea Hopkins, Bridgette Mitchell, Kathleen Scheer, Jasmine Thomas, Abby Waner
 2007-08 - Chante Black, Bridgette Mitchell, Jasmine Thomas, Abby Waner, Emily Waner
 2006-07 - Alison Bales, Chante Black, Bridgette Mitchell, Abby Waner, Emily Waner
 2005-06 - Alison Bales, Jessica Foley, Abby Waner, Emily Waner, Mistie Bass
 2004-05 - Alison Bales, Jessica Foley, Caitlin Howe, Emily Waner
 2003-04 - Alison Bales, Jessica Foley, Caitlin Howe, Vicki Krapohl, Kalita Marsh
 2002-03 - Monique Currie, Jessica Foley, Caitlin Howe, Vicki Krapohl, Michele Matyasovsky, Brooke Smith
 2001-02 - Krista Gingrich, Michele Matyasovsky
 2000-01 - Krista Gingrich, Vicki Krapohl, Georgia Schweitzer, Missy West
 1999-00 - Jennifer Forte, Krista Gingrich, Rochelle Parent, Georgia Schweitzer
 1998-99 - Payton Black, Krista Gingrich, Naz Medhanie, Lauren Rice, Georgia Schweitzer
 1997-98 - Payton Black, Shaeeta Brown, Naz Medhanie, Michele Van Gorp
 1996-97 - Katie Brodnik, Shaeeta Brown, Windsor Coggeshall, Jennifer Forte Tye Hall, Naz Medhanie
 1995-96 - Shaeeta Brown, Ali Day, Naz Medhanie
 1994-95 - Zeki Blanding, Susan Brandau, Ali Day, Carey Kauffman, Kristina Meiman
 1993-94 - Susan Brandau, Ali Day, Valerie Evans, Carey Kauffman, Kristina Meiman, Mary Ann Puckett
 1992-93 - Susan Brandau, Ali Day, Carey Kauffman
 1991-92 - Susan Brandau, Valerie Evans, Carey Kauffman, Monika Kost, Celeste Lavoie, Pamela McFarland, Heather McKaig
 1990-91 - Monica Kost
 1989-90 - Sue Harnett, Pamela McFarland, Jacki McKisson, Leigh Morgan, Teri Rodgers
 1988-89 - Sue Harnett, Katie Meier, Leigh Morgan, Teri Rodgers
 1987-88 - Paula Anderson, Dade Fletcher, Katie Meier, Leigh Morgan, Teri Rodgers
 1986-87 - Paula Anderson, Rita Kalinowski, Katie Meier, Chris Moreland, Carolyn Sonzogno
 1985-86 - Paula Anderson, Connie Goins, Kimberly Hunter, Rita Kalinowski, Katie Meier, Chris Moreland, Kathryn Radabaugh
 1984-85 - Paula Anderson, Connie Goins
 1983-84 - Connie Goins, Jo Harlow, Maura Hertzog, Stacy Hurd
 1982-83 - Connie Goins, Jo Harlow, Stacy Hurd, Margo Walsh

Jayda Adams G	2018, 19, 20, 21	Irvine, Calif.	Lindsey Harding G	2003, 04, 05, 06, 07	Houston, Texas
Onome Akinbode-James F	2019, 20, 21	Abeokuta, Nigeria	Jo Harlow F	1981, 82, 83, 84	Harrodsburg, Ky.
Sara Anastasieska G	2021	Sydney, Australia	Sue Harnett C	1987, 88, 89, 91	Staten Island, N.Y.
Missy Anderson G	1991, 92, 93, 94	Jonesville, Va.	Allison Hart F	1983, 84, 85	Peoria, Ill.
Paula Anderson G/F	1985, 86, 87, 88	Fairfax, Va.	Maureen Hathorn F	1978	Wheaton, Md.
Azana Baines G	2020	Blackwood, N.J.	Jiselle Havas G	2021	Windermere, Fla.
Alison Bales C	2004, 05, 06, 07	Dayton, Ohio	Janee Hayes F	1999, 00, 01	Washington, D.C.
Robin Baker G	1989, 90, 91, 92	Buhler, Kan.	Katie Heckman C	2013	Centennial, Colo.
Mistie Bass C	2003, 04, 05, 06	Janesville, Wis.	Amber Henson F	2012, 13, 14, 15, 16	Tampa, Fla.
Alana Beard G/F	2001, 02, 03, 04	Frierson, La.	Ada Healey G/F	1981	Atlanta, Ga.
Lyneé Belton F/C	2015, 16, 17	Clinton, Md.	Juanita Hepburn C	1996, 97, 98	Pretoria, South Africa
Betsy Bergeron G	1976, 77, 78, 79	Greenwich, Conn.	Maura Hertzog G	1982, 83, 84, 85	Allentown, Pa.
Chante Black C	2005, 06, 07, 08, 09	Winston-Salem, N.C.	Chelsea Hopkins G	2009, 10	Las Vegas, Nev.
Payton Black C/F	1996, 97, 98, 99	Westchester, Pa.	Hilary Howard G	1996, 97, 98, 99	Scarsdale, N.Y.
Zeki Blanding C	1992, 93, 94, 95	Springfield, Va.	Caitlin Howe G	2003, 04, 05	Rochester, N.Y.
Mikayla Boykin G	2018, 19, 20, 21	Clinton, N.C.	Brittany Hunter F/C	2004	Columbus, Ohio
Joanne Boyle F	1982, 83, 84, 85	Monroeville, Pa.	Kim Hunter G	1984, 85, 86, 87	Plainfield, N.J.
Susan Brandau G	1992, 93, 94, 95	Lilburn, Ga.	Stacy Hurd F	1981, 82, 83, 84	Troy, N.Y.
Katie Brodnik F	1996, 97	Vienna, Va.	Keturah Jackson G/F	2006, 07, 08, 09, 10	Columbia, S.C.
LaNedra Brown C	2000, 01	Rochester, N.Y.	Richa Jackson F	2011, 12, 13, 14	Midwest City, Okla.
Lexie Brown G	2016, 17, 18	Suwanee, Ga.	Brittany James F	1989	West Hempstead, N.Y.
Shaeta Brown G	1994, 95, 97, 98	Brusly, La.	Joy James	1976	
Peppi Browne G/F	1997, 98, 99, 00	Silver Spring, Md.	Ka'lia Johnson G	2012, 13, 14, 15	Chester, Va.
Liz Bulger C	1977, 78, 79	Rockville, Md.	Nicole Johnson G/F	1991, 92, 93, 94	Fridley, Minn.
Tracy Carter G	1989	Shaker Heights, Ohio	Alexis Jones G	2013, 14	Midland, Texas
Joy Cheek F	2007, 08, 09, 10	Charlotte, N.C.	Takisha Jones F	1996, 97, 98, 99	Orangeburg, S.C.
Jennifer Chesnut C	1981, 82, 83, 84	Alief, Texas	Rita Kalinowski C	1985, 86, 87	Smithton, Pa.
Oderah Chidom F	2014, 15, 16, 17	Oakland, Calif.	Carey Kauffman G/F	1992, 93, 94, 95	Lilburn, Ga.
Karima Christmas F/G	2008, 09, 10, 11	Houston, Texas	Laurie Koffenberger F	1976, 77	Newark, Del.
Tracey Christopher F	1986, 87, 88, 89	Pittsburgh, Pa.	Monika Kost F	1988, 90, 91, 92	Lindenhurst, N.Y.
Jada Claude G/F	2020, 21	Fayetteville, Ga.	Jenni Kraft F/G	1989	Franklin, Wis.
Windsor Coggeshall F	1994, 95, 96, 97	Vienna, Va.	Vicki Krapohl G	2001, 02, 03, 04	Mount Pleasant, Mich.
Heather Conway C	1981	Orange, Canada	Barb Krause F	1979, 80, 81	Freeport, Maine
Kendall Cooper F	2014, 15, 17	Carson, Calif.	Laura Kurz G/F	2005, 06	Lower Gwynedd, Pa.
Jennifer Copeland G	1982	Inman, S.C.	Kyra Lambert G	2016, 17, 18, 19, 20	Cibolo, Texas
Rayah Craig G	2019	Scottsdale, Ariz.	Ellen Langhi F	1986, 87, 88, 89	Hopkinsville, Ky.
Rometra Craig G	2001	Portola Valley, Calif.	Celeste Lavoie F	1991, 92	Nashua, N.H.
Monique Currie G/F	2002, 04, 05, 06	Washington, D.C.	Laurie Layman	1976	
Bego Faz Davalos C	2018	San Luis Potosi, Mexico	Sue Leonard G	1979	Park Ridge, Ill.
Ali Day C	1993, 94, 95, 96	Hudson, Ohio	Tricia Liston G	2011, 12, 13, 14	River Forest, Ill.
Vanessa de Jesus G	2021	Valencia, Calif.	Mary Lockey G	1977, 78	Newport, N.C.
Leslie Earnhardt F	1979, 80	Rockwell, N.C.	Pam Markiewicz G	1979, 80	West Hartford, Conn.
Ruth Ellis G/F	1978	Greenville, S.C.	Kalita Marsh G	2004	Wilson, N.C.
Nicole Erickson G	1998, 99	Fullerton, Calif.	Erin Mathias F/C	2015, 16, 17, 18	Pittsburgh, Pa.
Valerie Evans F	1991, 92, 93, 94	Terre Haute, Ind.	Kim Matthews G/F	1979, 80, 81, 82	Cincinnati, Ohio
Jennifer Ezech F	2020, 21	Nibo, Anambra State, Nigeria	Michele Matyasovsky F	2000, 01, 02, 03	Somerville, N.J.
Dade Fletcher F	1988	Raleigh, N.C.	Tara McCarthy G	1978, 79, 80	Garden City, N.Y.
Jessica Foley G	2003, 04, 05, 06	Wodonga, Victoria, Australia	Dana McDonald G	1990, 91, 92, 93	Milheim, Pa.
Jennifer Forte C	1997, 98, 99	Raleigh, N.C.	Pam McFarland G	1989, 90, 91, 92	Ocean City, N.J.
Kathy Friend F	1978	Charlottesville, Va.	Jennifer McGinnis F	1995	Oak Ridge, Tenn.
Jenna Frush G	2012, 13, 14, 15	Durham, N.C.	Heather McKaig G	1991, 92, 93	Charlotte, N.C.
Carrem Gay F	2006, 07, 08, 09	New York, N.Y.	Jackie McKisson F	1990	Bloomington, Minn.
Lello Gebisa C	2000, 01	West Lafayette, Ind.	Nazrawit Medhanie G	1996, 97, 98, 99	Spanga, Sweden
Krista Gingrich G	1999, 00, 01, 02	Lewistown, Pa.	Katie Meier G	1986, 87, 88, 90	Wheaton, Ill.
Carol Giordano F	1978	Decatur, Ga.	Kristina Meiman G	1992, 93, 94, 95	Louisville, Ky.
Connie Goins G	1983, 84, 85, 86	Frankfort, Ky.	Candy Mikels F	1982, 83, 84, 85	High Point, N.C.
Miela Goodchild G	2019, 20, 21	Queensland, Australia	Brittany Mitch G/F	2006, 07, 08	McLean, Va.
Haley Gorecki G	2016, 17, 18, 19, 20	Palatine, Ill.	Bridgette Mitchell F/G	2007, 08, 09, 10	Trenton, N.J.
Chelsea Gray G	2011, 12, 13, 14	Manteca, Calif.	Sue Monroe F	1979, 80	Washington, D.C.
Rebecca Greenwell G	2014, 15, 16, 17, 18	Owensboro, Ky.	Sierra Moore G/F	2013	Hanover, Pa.
Jeanne Griffin G	1979	Charleston, S.C.	Chris Moreland F	1985, 86, 87, 88	Alexandria, Va.
Olga Gvozdenovic C	2000, 01	Glenview, Ill.	Dana Morgan G	2004	Camden, Ark.
Tyish Hall F	1994, 95, 96, 97	Centreville, Va.	Leigh Morgan G	1987, 88, 89, 90	Port Angeles, Wash.
Lynne Hanrahan F	1986	Rockville, Md.	Sheana Mosch G	2000, 01, 02, 03	Clearfield, Pa.

Uchenna Nwoke F	2019, 20, 21	Grand Prairie, Texas
Leaonna Odom F	2017, 18, 19, 20	Lompoc, Calif.
Kira Orr G	1994, 95, 96, 97	Poolesville, Md.
Rochelle Parent F	1998, 99, 00, 01	Akron, Ohio
Jaida Patrick G/F	2020, 21	West Haverstraw, N.Y.
Haley Peters G/F	2011, 12, 13, 14	Red Bank, N.J.
Marcy Peterson F	1989, 90	Bowie, Ariz.
Crystal Primm G	2016, 17	West Palm Beach, Fla.
Mary Ann Puckett C	1994	Dowelltown, Tenn.
Kathy Radabaugh G	1986	Doylestown, Pa.
Holly Reid G/F	1980, 81	Rumson, N.J.
Lauren Rice F	1997, 98, 99, 00	Peru, Ind.
Mercedes Riggs G	2015, 16	Lindon, Utah
Teri Rodgers G	1988, 89, 90	Libertyville, Ill.
Alexis Rogers G/F	2010	West Chester, Ohio
Jennifer Rokus C	1980	Leesburg, Va.
Sofia Roma C	2017, 18, 19	Richmond Hill, N.Y.
Claire Rose G/F	1980, 81, 82, 83	Bryn Mawr, Pa.
Angela Salvadores G	2016	Leon, Spain
Jennifer Scanlon G/F	1993, 94, 95, 96	Ballston, N.Y.
Kathleen Scheer F/G	2009, 10, 11, 12	New Haven, Mo.
Emily Schubert C	2017, 18, 19, 20	Elizabethton, Tenn.
Georgia Schweitzer G	1998, 99, 00, 01	Pataskala, Ohio
Shay Selby G	2009, 10, 11, 12	Cleveland, Ohio
Brooke Smith C	2003	San Anselmo, Calif.
Wanisha Smith G	2005, 06, 07, 08	Upper Marlboro, Md.
Carolyn Sonzogni G	1984, 85, 86, 87	Oradell, N.J.
Alice Steuby F	1990	St. Louis, Mo.
Azurá Stevens F/G	2015, 16	Raleigh, N.C.
Faith Suggs G/F	2016, 17, 18, 19	Flossmoor, Ill.
Sarah Sullivan C	1983, 85, 86, 87	Wynnewood, Pa.
Sigrid Taylor F/C	1977	Staten Island, N.Y.
Kathy Tenney G	1981	Buffalo, N.Y.
Jasmine Thomas G	2008, 09, 10, 11	Fairfax, Va.
Krystal Thomas C	2008, 09, 10, 11	Orlando, Fla.
Patti Thomasson G	1980, 81	Charleston, W. Va.
Ioiss Tillis F	2001, 02, 03, 04	Tulsa, Okla.
Madison Treece F	2018, 19	St. Peters, Mo.
Michele Van Gorp C	1998, 99	Macomb, Mich.
Allison Vernerey C	2010, 11, 12, 13	Alsace, France
Margo Walsh G	1980, 81, 82, 83	Endwell, N.Y.
Patty Walsh G	1976, 77	Bethesda, Md.
Abby Waner G	2006, 07, 08, 09	Highland Ranch, Colo.
Emily Waner G	2006, 07, 08	Highlands Ranch, Colo.
Lisa Warren C	1977, 78, 79, 80	Barrington, R.I.
Susan Weeks F	1985	Clayton, Mo.
Chloe Wells G	2011, 12, 13, 14	Colton, Calif.
Missy West G	1997, 99, 00, 01	Malone, N.Y.
Crystal White C	2001	Clinton Township, Mich.
Wynter Whitley F/C	2002, 03, 04, 05	Atlanta, Ga.
Shannon Wills F	1990, 91, 92	Pittsburgh, Pa.
Elizabeth Williams C	2012, 13, 14, 15	Virginia Beach, Va.
Jade Williams F/C	2018, 19, 20, 21	The Colony, Texas
Traci Williams G	1988, 89, 90, 91	Fayetteville, N.C.

Managers

Ben Adams - 2005, 06, 07; Gloria Ahn - 2009, 10, 11; Katy Ast - 1990; Nicole Anderson - 1991; Neil Berlin - 1996, 97, 98, 99; Morgan Bird - 2017; Arway Boker - 2004, 05, 06, 07; Lynn Bolling - 1979, 80; Harold Bost - 1988, 89, 90; Allison Breuer - 2013, 14, 15; Kenney Brown - 1992; Michelle Brown - 1999, 00, 01; Nathaniel Brown - 2015, 16, 17, 18; Thomas Cabo-Hervada - 2016, 17, 18, 19; Camille Carr - 2017; Alexis Carter - 2008, 09, 10; Nina Cevantes - 2016, 17, 18; Lauren Childress - 2012; Jocelyn Chin - 2021; Jung Inn Choi - 2005, 06, 07; Catherine Citrano - 1985; John Clarke - 2015, 16, 17, 18; Hallie Cramer - 2014, 15, 16; Jessica David - 2010, 11, 12; Darla DeFrance - 1994, 95, 97; Sade Dinkins - 2016, 17, 18, 19; Audrey Dotson - 2021; Patrick Erker - 2004, 05, 06, 07; Brooke Evans - 2013, 14, 15, 16; Rob Feagin - 1988; Tommy Feehan - 2005, 06, 07, 08; Carolyn Fishman - 2014, 15, 16; Jake Friedman - 2012; Ann Fields - 2009, 10; Tameika Fleming - 1999, 00, 01; Jake Friedman, 2011, 12, 13; Jill Gambling - 1985; Taylor Glymph - 2009, 10, 11, 12; Junior Gonzales - 2003, 04; Steve Gregg - 1991; Elizabeth Hall - 08; Alexis Harris - 2011; Mychal Harrison - 2000, 01; Abby Hoffman - 2013, 14, 15; Maya Hughes - 2004; Ryan Huie - 2020; Zenzi Huysmans - 2013, 14; Risa Isard - 2011, 12; Erin James - 2005, 07; Jordan Jarrett - 2009, 10; Neil Johnson - 2001; Margaret Jones - 1984; Teresa Jones - 1983, 84; Kathy Kennedy - 1979, 80, 81, 82; Johnna Lambert - 2018; Alli Leiva - 2018, 19, 20; Mikaela Li - 2018, 19, 20; Logan Locklear - 2019; Caroline Logue - 2005; Stephanie Louis - 2001, 02, 03, 04; Jany Lyon - 1984; Kalita Marsh - 2001, 02, 03; Jaime Marsanico - 98, 99, 00, 01; Paige Martin - 2006, 07; Mari Matthew - 2014, 15; Erinn Menninger - 2013, 14, 15, 16; Faith Moore - 2014; Martha Morris - 1981, 82, 83; Susan Morris - 1981, 82, 83; Deonte Moses - 2021; P.J. Moses - 1992, 93, 94, 95; Samantha Mumma - 2008, 09, 11; Candace Murphy - 2006, 07, 08; Austin Nisbett - 2021; Gloria Odenyo - 2020; Morgan Oliver - 2010, 11, 12, 13; Elisabeth Pitts - 2011; Sydney Reede - 2020; Amanda Rosen - 2006, 07; Alex Ryan - 2004; Lizette Dos Santos - 2012, 13, 14, 15; Natalie Shammass - 2015, 16, 17, 18; Justin Shapiro - 2004, 05; Margaret Skoglund - 2007, 08, 09, 10; Amanda Stull - 2020, 21; Alexandra Tan - 2019; Shani Taylor - 2005; Crystal Terry - 2012, 13, 14; Debbie Teske - 1983; Nate Tewell - 2021; Karan Thadhani - 2020; Jasmine Thompson - 2013, 14, 15; Toby Valentino - 1996, 97, 98, 99; Tara Vigil - 2017, 18, 19; Julion Ware - 2021; Erin Weber - 2018; Michelle Williams - 1999, 00; Amy Windemuth - 2018, 19, 20; Sade In the Woods - 2007; Sonia Xu - 2015, 16, 17, 18; Harrison Yue - 2020.

The following is a list of numbers worn by Duke women's basketball players from the 1976-77 season to the present. The names under each number are listed beginning with the most recent to wear the number.

0	Jaida Patrick - 2020-21 Pam McFarland - 1992 (partial)		Jennifer Scanlon - 1993-96 Alice Steuby - 1990		Monika Kost - 1988, 1990-92 Carol Giordano - 1978
1	Elizabeth Williams - 2012-15► Chelsea Hopkins - 2009-10 Mistie Bass - 2003-06	14	Faith Suggs - 2016-19 Ka'lia Johnson - 2012-15 Candy Mikels - 1985	30	Sue Brown - 1977 (blue) Emily Schubert - 2017-20 Amber Henson - 2012-16 Carrem Gay - 2006-09 Katie Brodnik - 1996-97 Valerie Evans - 1991-94 Jenni Kraft - 1989 Kathy Radabaugh - 1986 Jennifer Chestnut - 1982-84 Holly Reid - 1981 Lisa Warren - 1977-80 Sue Brown - 1977 (white)
2	Vanessa de Jesus - 2021 Haley Gorecki - 2016-20 Alexis Jones - 2013-14 Emily Waner - 2006-08	15	Kyra Lambert - 2016-20 Richa Jackson - 2011-14 Bridgette Mitchell - 2007-10 Windsor Coggeshall - 1994-97 Tracy Carter - 1989 Kathy Friend - 1978	31	Keturah Jackson - 2007-10 Winter Whitley - 2002-05 Michele Van Gorp - 1998-99 Susan Brandau - 1992-95 Katie Meier - 1986-88, 1990 Margo Walsh - 1981 Liz Bulger - 1979 Sue Monroe - 1978
3	Miela Goodchild - 2019-21 Kianna Holland - 2014 Shay Selby - 2009-12 Laura Kurz - 2004-06 Sheana Mosch - 2000-03 Teri Rodgers - 1988-90 Angela Salvadores - 2016	20	Alana Beard - 2001-04► Lello Gebisa - 2000 Missy Anderson - 1991-94 Leigh Morgan - 1990 Kim Hunter - 1985-87 Claire Rose - 1980-83 Betsy Bergeron - 1979 Mary Mahoney - 1977 (white)	32	Jayda Adams - 2018-21 Erin Mathias - 2015 Tricia Liston - 2011-14 Alexis Rogers - 2010 Caitlin Howe - 2003-05 LaNedra Brown - 2000-01 Shaeta Brown - 1994-95, 1997-98 Dade Fletcher - 1988 Connie Goins - 1983-86 Kim Matthews - 1980-82 Susan Leonard - 1979
4	Jada Claude - 2020-21 Lexie Brown - 2016-18 Sierra Calhoun - 2014 Chloe Wells - 2011-14 Abby Waner - 2006-09 Rochelle Parent - 1998-2001 Pam McFarland - 1989-92 (partial) Paula Anderson - 1985-88	21	Bego Faz Davalos - 2018 Kendall Cooper - 2014-17 Joy Cheek - 2007-10 Krista Gingrich - 1999-2002 Kristina Meiman - 1992-95 Traci Willams - 1988-91 Maura Hertzog - 1983-1985 Joanne Boyle - 1982 Leslie Earnhardt - 1979-80 Stephanie Faserberg - 1978	33	Haley Peters - 2011-14 Iciss Tillis - 2001-04 Payton Black - 1996-99 Jennifer McGinnis - 1995 Dana McDonald - 1990-93 Tracy Christopher - 1986-89 Jeanne Griffin - 1979 Maureen Hathorn - 1978
5	Leaonna Odom - 2017-20 Katie Heckman - 2014 Sierra Moore - 2013 Jasmine Thomas - 2007-10 Rometra Craig - 2001-02 Nazrawit Medhanie - 1996-99 Heather McKaig - 1991-93 Leigh Morgan - 1987	22	Jennifer Ezeh - 2020-21 Oderah Chidom - 2014-17 Brittany Mitch - 2006-08 Brooke Smith - 2003 Lello Gebisa - 2001 Nicole Erickson - 1998-99 Zeki Blanding - 1992-95 Marcy Peterson - 1989-90 Carolyn Sonzogni - 1984-87 Margo Walsh - 1982-83 Kathy Tenney - 1981 Sue Monroe - 1979-80 Amy Smolens - 1978	34	Lyneé Belton - 2015-17 Krystal Thomas - 2008-11 Jennifer Forte - 1997-99 Rita Kalinowski - 1986-87 Susan Weeks - 1985 Jo Harlow - 1981-84 Margo Walsh - 1980 Kathy Friend - 1979 Liz Bulger - 1978 Laurie Koffenberger - 1976-77
10	Lindsey Harding - 2003-04, 2006-07► Peppi Browne - 1997-2000 Robin Baker - 1989-92 Tara McCarthy - 1980	23	Rayah Craig - 2019 Rebecca Greenwell - 2014-18 Wanisha Smith - 2005-08 Georgia Schweitzer - 1998-2001 Carey Kauffman - 1992-95 Sue Harnett - 1987-89, 1991 Joanne Boyle - 1983-85 Maura Hertzog - 1982 Heather Conway - 1981 Frances Strickland - 1977 (white) Mary Mahoney - 1977 (blue)	35	Erin Mathias - 2016-18 Jenna Frush - 2012-15 Missy Ayotte - 1990
11	Sara Anastasieska - 2021 Azana Baines - 2020 Sofia Roma - 2017-19 Azurá Stevens - 2015-16 Chante Black - 2005-09 Hilary Howard - 1996-99 Celeste Lavoie - 1991-92 Sarah Sullivan - 1985-87 Patti Thomasson - 1981 Pam Markiewicz - 1979-80	24	Onome Akinbode-James - 2019-21 Kathleen Scheer - 2009-12 Jessica Foley - 2003-06 Olga Gvozdenovic - 2000-01 Tyish Hall - 1994-97 Chris Moreland - 1985-88 Mary Locky - 1978 Robin Reid - 1976-77	37	Frances Strickland - 1976-77 (blue)
12	Mikayla Boykin - 2018-21 Mercedes Riggs - 2015-16 Chelsea Gray - 2011-14 Vicki Krapohl - 2001-04 Kira Orr - 1994-97 Leigh Morgan - 1988-89 Jennifer Copeland - 1981-82 Patti Thomasson - 1980 Tara McCarthy - 1978-79 Patty Walsh - 1977	25	Jade Williams - 2018-21 Katie Heckman - 2013 Monique Currie - 2002, 2004-06 Missy West - 1997, 1999-2001	40	Lauren Rice - 1997-2000 Nicole Johnson - 1991-94 Ellen Langhi - 1986-89 Allison Hart - 1983-85 Betsy Bergeron - 1978
13	Uchenna Nwoke - 2019-21 Crystal Primm - 2016-17 Karima Christmas - 2008-11			41	Michele Matyasovsky - 2000-03 Holly Reid - 1980 Kim Matthews - 1979 Sigrid Taylor - 1978

42	Janee Hayes - 1999-2001 Jennifer Chestnut - 1981 Lynne Hanrahan - 1986 Rita Kaliwnoski - 1985 Stacy Hurd - 1982-84 Jennifer Rokus - 1980 Ruth Ellis - 1978
43	Allison Vernerey - 2010-13 Alison Bales - 2004-07
44	Madison Treece - 2018-19 Brittany Hunter - 2004 Brittany James - 1989 Sarah Sullivan - 1983 Barb Krause - 1979-81 Tarlough Morgan - 1978 Shannon Wills - 1992
45	Takisha Jones - 1996-99
50	Susan Weeks - 1984 Stacy Hurd - 1981
52	Ali Day - 1993-96 Candy Mikels - 1982-84 Ada Healey - 1981
54	Jackie McKisson - 1990 Kim Hunter - 1985-87
55	Crystal White - 2001-02 Juanita Hepburn - 1996-98 Mary Ann Puckett - 1994

Unknown numbers:

Joy James - 1976
Laurie Layman - 1976

► Indicates that number has been retired in honor of that player

1968-69 - Head Coaches: Lorraine Woodyard, Calla Raynor **

1969-70 - Head Coach: Calla Raynor **

1970-71 - Head Coach: Calla Raynor **

1971-72 - Head Coach: Calla Raynor **

1972-73 - Head Coach: Calla Raynor **

1973-74 - Head Coach: Calla Raynor **

1974-75 - Head Coach: Emma Jean Howard **

1975-76 - Head Coach: Emma Jean Howard

1976-77 - Head Coach: Emma Jean Howard

1977-78 - Head Coach: Debbie Leonard

1978-79 - Head Coach: Debbie Leonard
Assistant Coach: Jacki Silar

1979-80 - Head Coach: Debbie Leonard
Assistant Coach: Jacki Silar

1980-81 - Head Coach: Debbie Leonard
Assistant Coach: Jacki Silar

1981-82 - Head Coach: Debbie Leonard
Assistant Coach: Jacki Silar

1982-83 - Head Coach: Debbie Leonard
Assistant Coach: Jacki Silar

1983-84 - Head Coach: Debbie Leonard
Assistant Coaches: Jacki Silar, Nancy Frank

1984-85 - Head Coach: Debbie Leonard
Assistant Coaches: Patience V. Murphy, Jacki Silar

1985-86 - Head Coach: Debbie Leonard
Assistant Coach: Jacki Silar

1986-87 - Head Coach: Debbie Leonard
Assistant Coach: Jacki Silar

1987-88 - Head Coach: Debbie Leonard
Assistant Coaches: Sherri Pickard, Jacki Silar

1988-89 - Head Coach: Debbie Leonard
Assistant Coaches: Sherri Pickard, Jacki Silar

1989-90 - Head Coach: Debbie Leonard
Assistant Coaches: Jacki Silar, Gale Valley

1990-91 - Head Coach: Debbie Leonard
Assistant Coaches: Jacki Silar, Gale Valley

1991-92 - Head Coach: Debbie Leonard
Assistant Coaches: Jacki Silar, Gale Valley

1992-93 - Head Coach: Gail Goestenkors
Assistant Coaches: Gale Valley, Cleve Wright

1993-94 - Head Coach: Gail Goestenkors
Assistant Coaches: Joanne Boyle, Gale Valley, Lisa Zodtner

1994-95 - Head Coach: Gail Goestenkors
Assistant Coaches: Joanne Boyle, LaWaynta Dawson, Gale Valley

1995-96 - Head Coach: Gail Goestenkors
Assistant Coaches: Joanne Boyle, Shonta Tabourn, Gale Valley

1996-97 - Head Coach: Gail Goestenkors
Assistant Coaches: Joanne Boyle, Shonta Tabourn, Gale Valley

1997-98 - Head Coach: Gail Goestenkors
Assistant Coaches: Joanne Boyle, Shonta Tabourn, Gale Valley

1998-99 - Head Coach: Gail Goestenkors
Assistant Coaches: Joanne Boyle, Shonta Tabourn, Gale Valley

1999-00 - Head Coach: Gail Goestenkors
Assistant Coaches: Joanne Boyle, Shonta Tabourn, Gale Valley

2000-01 - Head Coach: Gail Goestenkors
Assistant Coaches: Joanne Boyle, Shonta Tabourn, Gale Valley

2001-02 - Head Coach: Gail Goestenkors
Assistant Coaches: Joanne Boyle, Shaeeta Brown, Gale Valley,
Georgia Schweitzer

2002-03 - Head Coach: Gail Goestenkors
Assistant Coaches: Georgia Schweitzer, Gale Valley,
LaVonda Wagner

2003-04 - Head Coach: Gail Goestenkors
Assistant Coaches: Georgia Schweitzer, Gale Valley,
LaVonda Wagner

2004-05 - Head Coach: Gail Goestenkors
Assistant Coaches: Shannon Perry, Gale Valley, LaVonda Wagner

2005-06 - Head Coach: Gail Goestenkors
Assistant Coaches: Tia Jackson, Shannon Perry, Gale Valley

2006-07 - Head Coach: Gail Goestenkors
Assistant Coaches: Tia Jackson, Shannon Perry, Gale Valley

2007-08 - Head Coach: Joanne P. McCallie
Assistant Coaches: Al Brown, Shannon Perry, Samantha Williams

2008-09 - Head Coach: Joanne P. McCallie
Assistant Coaches: Al Brown, Shannon Perry, Samantha Williams

2009-10 - Head Coach: Joanne P. McCallie
Assistant Coaches: Al Brown, Trisha Stafford-Odom,
Samantha Williams

2010-11 - Head Coach: Joanne P. McCallie
Assistant Coaches: Al Brown, Trisha Stafford-Odom,
Samantha Williams

2011-12 - Head Coach: Joanne P. McCallie
Assistant Coaches: Al Brown, Candice M. Jackson, Joy Cheek

2012-13 - Head Coach: Joanne P. McCallie
Assistant Coaches: Al Brown, Candice M. Jackson, Joy Cheek

2013-14 - Head Coach: Joanne P. McCallie
Assistant Coaches: Al Brown, Candice M. Jackson, Hernando Planells

2014-15 - Head Coach: Joanne P. McCallie
Assistant Coaches: Al Brown, Hernando Planells, Rene Haynes,
Michele Van Gorp

2015-16 - Head Coach: Joanne P. McCallie
Assistant Coaches: Al Brown, Hernando Planells, Rene Haynes,
Michele Van Gorp

2016-17 - Head Coach: Joanne P. McCallie
Assistant Coaches: Al Brown, Hernando Planells, Rene Haynes

2017-18 - Head Coach: Joanne P. McCallie
Assistant Coaches: Hernando Planells, Rene Haynes, Sam Miller
Special Assistant: Jim Corrigan

2018-19 - Head Coach: Joanne P. McCallie
Assistant Coaches: Hernando Planells, Rene Haynes, Sam Miller
Special Assistant: Jim Corrigan

2019-20 - Head Coach: Joanne P. McCallie
Assistant Coaches: Sam Miller, Jim Corrigan, Wanisha Smith
Special Assistant: Keturah Jackson

2020-21 - Head Coach: Kara Lawson
Assistant Coaches: Beth Cunningham, Winston Gandy, Tia Jackson
Special Assistant: Sarah Wilkinson

Appearances: 43	
All-Time Record: 48-35 (.578)	
Best Finish:	
ACC Champions (2000-04, 2010-11, 2013)	
Final Appearances: 15	
Semifinal Appearances: 23	
Record in Overtime Games: 3-2	
All-Tournament Team Selections:	
First Team: 34	
Second Team: 24	
Coaches' Records:	
Debbie Leonard (1978-92) 2-15	
Gail Goestenkors (1993-07) 26-10, 5 titles	
Joanne P. McCallie (2008-20) 20-10, 3 titles	
Consecutive Wins in ACC Tournament:	
Duke, 2000-05	17
Notre Dame, 2014-18	14
North Carolina, 2005-09	14
Maryland, 1981-84	10
Virginia, 1992-94	8
ACC Tournament MVP Selections:	
2013 - Alexis Jones	
2011 - Jasmine Thomas	
2010 - Jasmine Thomas	
2004 - Iciss Tillis	
2003 - Iciss Tillis	
2002 - Monique Currie	
2001 - Georgia Schweitzer	
Double-Doubles in the ACC Tournament	
Azurá Stevens	3
Haley Peters	2
Chante Black	2
Monique Currie	2
Monika Kost	2
Katie Meier	2
Chris Moreland	2
Lisa Warren	2
Elizabeth Williams	2
Alana Beard	1
Oderah Chidom	1
Jennifer Chestnut	1
Tracey Christopher	1
Carrem Gay	1
Haley Gorecki	1
Carey Kauffman	1
Lauren Rice	1
Iciss Tillis	1
Mistie Williams	1
Traci Williams	1
Tricia Liston	1

All-Time Results in the ACC Tournament

1978 • Charlottesville, Va.		
#7 DU vs. #2 Maryland	L	39-103
1979 • Raleigh, N.C.		
#6 DU vs. #3 Clemson	L	56-81
1980 • College Park, Md.		
#5 DU vs. #4 North Carolina	L	63-85
1981 • Clemson, S.C.		
#6 DU vs. #3 Maryland	L	49-72
1982 • Raleigh, N.C.		
#7 DU vs. #2 N.C. State	L	55-69
1983 • Fayetteville, N.C.		
#4 DU vs. #5 Clemson (OT)	L	92-93
1984 • Fayetteville, N.C.		
#6 DU vs. #3 N.C. State	L	68-81
1985 • Fayetteville, N.C.		
#5 DU vs. #4 Clemson	W	81-76
#5 DU vs. #1 N.C. State	L	57-89
1986 • Fayetteville, N.C.		
#3 DU vs. #6 Wake Forest	L	71-72
1987 • Fayetteville, N.C.		
#4 DU vs. #5 Maryland	L	62-64
1988 • Fayetteville, N.C.		
#4 DU vs. #5 Clemson	L	65-81
1989 • Fayetteville, N.C.		
#7 DU vs. #2 N.C. State	L	50-89
1990 • Fayetteville N.C.		
#6 DU vs. #3 Clemson	L	68-77
1991 • Fayetteville, N.C.		
#5 DU vs. #4 Clemson	L	58-60
1992 • Rock Hill, S.C.		
#8 DU vs. #9 Wake Forest	W	61-52
#8 DU vs. #1 Virginia	L	55-81
1993 • Rock Hill, S.C.		
#9 DU vs. #8 Wake Forest	L	69-70

1994 • Rock Hill, S.C.		
#4 DU vs. #5 Maryland	L	45-60
1995 • Rock Hill, S.C.		
#4 DU vs. #5 Clemson	W	78-71
#4 DU vs. #1 Virginia	W	83-82
#4 DU vs. #2 North Carolina	L	70-95
1996 • Rock Hill, S.C.		
#2 DU vs. #7 Wake Forest	W	67-61
#2 DU vs. #3 N.C. State	W	79-62
#2 DU vs. #4 Clemson#	L	54-71
1997 • Charlotte, N.C.		
#5 DU vs. #4 Maryland (OT)	W	60-52
#5 DU vs. #1 North Carolina	L	55-66
1998 • Charlotte, N.C.		
#1 DU vs. #8 Georgia Tech	W	100-56
#1 DU vs. #4 North Carolina	L	52-56
1999 • Charlotte, N.C.		
#1 DU vs. #9 Florida State	W	90-57
#1 DU vs. #4 Clemson	L	71-76
2000 • Greensboro, N.C.		
#2 DU vs. #8 Florida State	W	92-65
#2 DU vs. #6 Georgia Tech	W	77-56
#2 DU vs. #5 North Carolina	W	79-76
2001 • Greensboro, N.C.		
#1 DU vs. #9 Wake Forest	W	75-68 (OT)
#1 DU vs. #4 Florida State	W	72-56
#1 DU vs. #3 N.C. State	W	57-45
2002 • Greensboro, N.C.		
#1 DU vs. #9 Florida State	W	82-66
#1 DU vs. #4 Virginia	W	71-67
#1 DU vs. #2 North Carolina	W	87-80
2003 • Greensboro, N.C.		
#1 DU vs. #9 Wake Forest	W	64-59
#1 DU vs. #5 Georgia Tech	W	76-52
#1 DU vs. #2 North Carolina	W	77-59
2004 • Greensboro, N.C.		
#1 DU vs. #9 Wake Forest	W	77-59
#1 DU vs. #4 Maryland	W	70-63
#1 DU vs. #2 North Carolina	W	67-47

ACC Tournament Champions

2000 • 2001 • 2002 • 2003

2004 • 2010 • 2011 • 2013

2005 • Greensboro, N.C.

#2 DU vs. #10 Wake Forest	W	107-50
#2 DU vs. #6 Maryland	W	77-44
#2 DU vs. #1 North Carolina	L	67-88

2006 • Greensboro, N.C.

#2 DU vs. #7 Virginia Tech	W	69-56
#2 DU vs. #3 Maryland	L	70-78

2007 • Greensboro, N.C.

#1 DU vs. #8 Virginia	W	79-58
#1 DU vs. #4 N.C. State	L	65-70

2008 • Greensboro, N.C.

#3 DU vs. #6 Florida State	W	81-67
#3 DU vs. #2 Maryland	W	74-63
#3 DU vs. #1 North Carolina	L	73-86

2009 • Greensboro, N.C.

#3 DU vs. #6 Virginia	W	76-53
#3 DU vs. #2 Florida State	W	75-57
#3 DU vs. #1 Maryland	L	89-92 (OT)

2010 • Greensboro, N.C.

#1 DU vs. #9 Maryland	W	66-64
#1 DU vs. #4 Georgia Tech	W	67-55
#1 DU vs. #6 N.C. State	W	70-60

2011 • Greensboro, N.C.

#1 DU vs. #9 Wake Forest	W	79-50
#1 DU vs. #5 Georgia Tech	W	74-66
#1 DU vs. #6 North Carolina	W	81-66

2012 • Greensboro, N.C.

#1 DU vs. #9 N.C. State	L	73-75
-------------------------	---	-------

2013 • Greensboro, N.C.

#1 DU vs. #9 N.C. State	W	79-65
#1 DU vs. #4 Florida State	W	72-66
#1 DU vs. #3 North Carolina	W	92-73

2014 • Greensboro, N.C.

#2 DU vs. #7 Georgia Tech	W	82-52
#2 DU vs. #6 North Carolina	W	66-61
#2 DU vs. #1 Notre Dame	L	53-69

2015 • Greensboro, N.C.

#4 DU vs. #13 Wake Forest	W	77-68
#4 DU vs. #1 Notre Dame	L	49-55

2016 • Greensboro, N.C.

#8 DU vs. #9 Virginia	W	57-53
#8 DU vs. #1 Notre Dame	L	54-83

2017 • Conway, S.C.

#3 DU vs. #6 Syracuse	W	68-46
#3 DU vs. #7 Miami	W	57-52
#3 DU vs. #1 Notre Dame	L	61-84

2018 • Greensboro, N.C.

#4 DU vs. #5 N.C. State	L	45-51
-------------------------	---	-------

2019 • Greensboro, N.C.

#11 DU vs. #14 Pittsburgh	W	86-64
#11 DU vs. #6 Florida State	L	41-51

2020 • Greensboro, N.C.

#3 DU vs. #6 Boston College	L	77-84
-----------------------------	---	-------

Women's NIT**1986 • Amarillo, Texas**

vs. West Texas State W, 68-67
 vs. Northwestern State L, 88-89
 vs. Notre Dame L, 67-74

DUKE IN THE NCAA TOURNAMENT

2021-22 WOMEN'S BASKETBALL MEDIA GUIDE

Round	Date	Site	(Rank) Opponent (Seed)	W/L	Score	Duke High Points	Duke High Rebounds	Duke High Assists	Duke High Blocks
1987 EAST REGION (#7 SEED)									
First Round	3/11	Durham, N.C.	Manhattan (#10 Seed)	W	70-55	25 - Moreland	11 - Meier	10 - Meier	2 - Harnett
Second Round	3/14	Piscataway, N.J.	Rutgers (#2 Seed)	L	64-78	22 - Moreland	12 - Moreland	4 - Meier	0
1995 EAST REGION (#5 SEED)									
First Round	3/16	Tuscaloosa, Ala.	Oklahoma State (#12 Seed)	W	76-64	22 - Hall	7 - Kauffman	3 - Hall/Meiman	1 - Hall/Kauffman
Second Round	3/18	Tuscaloosa, Ala.	#13/14 Alabama (#4 Seed)	L	120-121 (4OT)	37 - Day	14 - Kauffman	6 - Day/Hall	1 - Hall
1996 MIDEAST REGION (#4 SEED)									
First Round	3/16	Greensboro, N.C.	James Madison (#13 Seed)	W	85-53	18 - Black/Scanlon	9 - Howard	4 - Hall/Orr	3 - Hall
Second Round	3/18	Durham, N.C.	San Francisco (#12 Seed)	L	60-64	21 - Black	9 - Black	6 - Howard	3 - Black
1997 MIDWEST REGION (#5 SEED)									
First Round	3/14	Champaign, Ill	DePaul (#12 Seed)	W	70-56	20 - Orr	8 - Browne/Orr	4 - Black/Howard	1 - Browne
Second Round	3/16	Champaign, Ill	Illinois (#4 Seed)	L	67-85	22 - Orr	10 - Orr	7 - Howard	1 - Black
1998 WEST REGION (#2 SEED)									
First Round	3/14	Durham, N.C.	Middle Tenn. State (#15 Seed)	W	92-67	19 - Van Gorp	7 - Parent	9 - Howard	1 - Van Gorp
Second Round	3/16	Durham, N.C.	Louisville (#10 Seed)	W	69-53	21 - Erickson	11 - Browne	7 - Howard	1 - 4 Players
Regional Semi	3/21	Oakland, Calif.	#13/12 Florida (#3 Seed)	W	71-58	20 - Erickson	8 - Parent	5 - Erickson	0
Regional Final	3/23	Oakland, Calif.	Arkansas (#9 Seed)	L	72-77	20 - Browne	6 - Rice/Parent/Schweitzer	5 - Erickson	1 - 4 Players
1999 EAST REGION (#3 SEED)									
First Round	3/13	Durham, N.C.	Holy Cross (#14 Seed)	W	79-51	19 - Van Gorp	8 - Van Gorp	5 - Howard	1 - Schweitzer
Second Round	3/15	Durham, N.C.	St. Joseph's (#11 Seed)	W	66-60	20 - Van Gorp	7 - Browne/Van Gorp	3 - Browne/Howard	1 - 3 Players
Regional Semi	3/20	Greensboro, N.C.	#5/5 Old Dominion (#2 Seed)	W	76-63	24 - Erickson	7 - Erickson/Schweitzer	4 - Howard/Van Gorp	0
Regional Final	3/22	Greensboro, N.C.	#2/2 Tennessee (#1 Seed)	W	69-63	22 - Schweitzer	9 - Browne	7 - Howard	2 - Browne
Final Four	3/26	San Jose, Calif.	#12/12 Georgia (#3 Seed)	W	81-69	22 - Erickson	9 - Van Gorp	5 - Erickson/Howard	1 - Browne/Van Gorp
Championship	3/28	San Jose, Calif.	#1/1 Purdue (#1 Seed)	L	45-62	15 - Van Gorp	9 - Browne	4 - Erickson/Parent	1 - Rice/ Van Gorp
2000 EAST REGION (#2 SEED)									
First Round	3/18	Durham, N.C.	Campbell (#15 Seed)	W	71-42	15 - West	7 - Hayes	5 - Gingrich	1 - 4 Players
Second Round	3/20	Durham, N.C.	Western Kentucky (#10 Seed)	W	90-70	25 - Mosch/Schweitzer	11 - Parent	4 - Schweitzer	2 - Matyasovsky
Regional Semi	3/25	Richmond, Va.	#15/12 LSU (#3 Seed)	L	66-79	17 - Rice	8 - Parent	5 - Rice	0
2001 WEST REGION (#1 SEED)									
First Round	3/17	Durham, N.C.	Univ. of Wisc.-Milw. (#16 Seed)	W	96-63	22 - Beard	5 - Schweitzer	4 - Beard/Mosch	4 - White
Second Round	3/19	Durham, N.C.	Arkansas (#9 Seed)	W	75-54	14 - Beard	7 - Beard	6 - Beard	2 - 3 Players
Regional Semi	3/24	Spokane, Wash.	#15/15 SW Missouri (#5 Seed)	L	71-81	27 - Beard	8 - Tillis	5 - Schweitzer	3 - Parent
2002 EAST REGION (#1 SEED)									
First Round	3/15	Durham, N.C.	Norfolk State (#16 Seed)	W	95-48	29 - Beard	13 - Currie	7 - Krapohl	1 - Beard/Krapohl
Second Round	3/17	Durham, N.C.	#--/25 TCU (#8 Seed)	W	76-66	26 - Beard	11 - Beard	6 - Shaw	0
Regional Semi	3/23	Raleigh, N.C.	#14/14 Texas (#4 Seed)	W	62-46	15 - Beard	7 - Currie	3 - Currie/Tillis	1 - Beard
Regional Final	3/25	Raleigh, N.C.	#13/13 South Carolina (#3 Seed)	W	77-68	24 - Beard	7 - Beard/Tillis	5 - Beard	4 - Matyasovsky
Final Four	3/29	San Antonio, Tex.	#2/2 Oklahoma (#1 Seed)	L	71-86	19 - Tillis	9 - Tillis	5 - Beard	1 - Beard
2003 MIDWEST REGION (#1 SEED)									
First Round	3/23	Raleigh, N.C.	Georgia State (#16 Seed)	W	66-48	19 - Beard	8 - Beard	4 - Harding	4 - Beard
Second Round	3/25	Raleigh, N.C.	Utah (#8 Seed)	W	65-54	27 - Beard	10 - Tillis	4 - Harding	1-Beard/Matyasovsky
Regional Semi	3/29	Albuquerque, N.M.	#19/20 Georgia (#5 Seed)	W	66/63	21 - Tillis	5 - Harding	5 - Beard/Harding	1 - Beard/Bass
Regional Final	3/31	Albuquerque, N.M.	#7/8 Texas Tech (#2 Seed)	W	57-51	28 - Beard	8 - Beard	5 - Harding	4 - Beard
Final Four	4/6	Atlanta, Ga.	#4/4 Tennessee (#1 Seed)	L	56-66	29 - Beard	6 - Beard	4 - Harding	2 - Tillis/Matyasovsky
2004 MIDEAST REGION (#1 SEED)									
First Round	3/21	Durham, N.C.	Northwestern State (#16 Seed)	W	103-51	18 - Foley	11 - Tillis	9 - Beard	5 - Bales
Second Round	3/23	Durham, N.C.	Marquette (#9 Seed)	W	76-67	30 - Beard	8 - Tillis	7 - Harding	3 - Beard
Regional Semi	3/28	Norfolk, Va.	#7/5 Louisiana Tech (#5 Seed)	W	63-49	18 - Currie	8 - Beard/Bass	3 - Harding	3 - Tillis
Regional Final	3/30	Norfolk, Va.	#24/22 Minnesota (#7 Seed)	L	75-82	19 - Currie	7 - Currie	5 - Harding	3 - Bass
2005 CHATTANOOGA REGION (#2 SEED)									
First Round	3/20	Chapel Hill, N.C.	Canisius (#15 Seed)	W	80-48	21 - Williams	11 - Black	6 - Bales/Smith	6 - Bales
Second Round	3/22	Chapel Hill, N.C.	#25/- Boston College (7 Seed)	W	70-65	21 - Currie	11 - Black	4 - Smith	6 - Bales
Regional Semi	3/26	Chattanooga, Ten.	#20/20 Georgia (#6 Seed)	W	63-57	16 - Currie	13 - Williams	3 - Currie/Smith	3 - Bales
Regional Final	3/28	Chattanooga, Ten.	#2/4 LSU (#1 Seed)	L	49-59	15 - Williams	6 - Williams	5 - Currie	2 - Black
2006 BRIDGEPORT REGION (#1 SEED)									
First Round	3/19	Norfolk, Va.	Southern (#16 Seed)	W	96-27	19 - Currie	11 - Black	3 - 4 Players	3 - Black
Second Round	3/21	Norfolk, Va.	Southern California (#8 Seed)	W	85-51	22 - Bales	9 - Bales/Currie	6 - Harding	6 - Bales
Regional Semi	3/26	Bridgeport, Conn.	#16/17 Michigan State (#4 Seed)	W	86-61	17 - Currie	8 - Bales	7 - Harding	5 - Bales
Regional Final	3/28	Bridgeport, Conn.	#8/8 Connecticut (#2 Seed)	W	63-61	15 - Bales	13 - Bales	3 - Harding	8 - Bales
Final Four	4/2	Boston, Mass.	#5/5 LSU (#1 Seed)	W	64-45	14 - Williams	9 - Williams	5 - Harding	6 - Bales
Championship	4/4	Boston, Mass.	#3/3 Maryland (#2 Seed)	L	75-78 (OT)	22 - Currie	12 - Bales	4 - Currie/A. Waner	3 - Bales

2007 | GREENSBORO REGION (#1 SEED)

First Round	3/18	Raleigh, N.C.	Holy Cross (#16 Seed)	W	81-44	26 - A. Waner	8 - Bales	9 - Smith	5 - Bales
Second Round	3/20	Raleigh, N.C.	Temple (#8 Seed)	W	62-52	18 - Harding	10 - Gay	4 - Harding	2 - Bales
Regional Semi	3/24	Greensboro, N.C.	#15/18 Rutgers (#4 Seed)	L	52-53	21 - Bales	6 - Gay/Waner	5 - Harding	4 - Bales

2008 | OKLAHOMA CITY REGION (#3 SEED)

First Round	3/23	College Park, Md.	Murray State (#14 Seed)	W	78-57	16 - Smith	9 - J. Thomas	6 - J. Thomas	1 - Black
Second Round	3/25	College Park, Md.	Arizona State (#6 Seed)	W	67-59	26 - Black	13 - Black	4 - Smith	3 - Black
Regional Semi	3/30	Oklahoma City, Ok.	#8/9 Texas A&M (#2 Seed)	L	63-77	17 - Black	12 - Black	4 - Smith	2 - Black

2009 | BERKELEY REGION (#1 SEED)

First Round	3/22	East Lansing, Mich.	Austin Peay (#16 Seed)	W	83-42	14 - Black	9 - K. Thomas	2 - 4 Players	4 - K. Thomas
Second Round	3/24	East Lansing, Mich.	Michigan State (#9 Seed)	L	49-63	14 - J. Thomas	13 - Christmas	4 - J. Thomas	1 - 5 Players

2010 | MEMPHIS REGION (#2 SEED)

First Round	3/20	Durham, N.C.	Hampton (#15 Seed)	W	72-37	13 - 3 Players	8 - Vernerey	4 - J. Thomas	3 - Mitchell
Second Round	3/22	Durham, N.C.	#21/- LSU (#7 Seed)	W	60-52	15 - J. Thomas	6 - Christmas/Mitchell	1 - 5 Players	2 - K. Thomas
Regional Semi	3/27	Memphis, Tenn.	San Diego State (#11 Seed)	W	66-58	29 - J. Thomas	8 - Mitchell	6 - J. Thomas	2 - K. Thomas
Regional Final	3/29	Memphis, Tenn.	#14/18 (Baylor #4 Seed)	L	48-51	16 - J. Thomas	12 - Christmas	2 - K. Thomas	2 - Christmas

2011 | PHILADELPHIA REGION (#2 SEED)

First Round	3/19	Durham, N.C.	UT Martin (#15 Seed)	W	90-45	18 - J. Thomas	7 - Christmas/Jackson	5 - K. Thomas/J. Thomas	1 - Wells
Second Round	3/21	Durham, N.C.	#19/17 Marist (#10 Seed)	W	71-66	17 - J. Thomas	8 - K. Thomas	4 - J. Thomas	1 - Christmas
Regional Semi	3/27	Philadelphia, Pa.	#10/12 DePaul (#3 Seed)	W	70-63	23 - Christmas	9 - Christmas	4 - J. Thomas	1 - K. Thomas/J. Thomas
Regional Final	3/29	Philadelphia, Pa.	#1/1 Connecticut (#1 Seed)	L	40-75	17 - J. Thomas	6 - J. Thomas	4 - J. Thomas	0

2012 | FRESNO REGION (#2 SEED)

First Round	3/18	Nashville, Tenn.	Samford (#15 Seed)	W	82-47	22 - Liston	7 - Peters	6 - Gray	3 - Williams
Second Round	3/20	Nashville, Tenn.	#7/7 Vanderbilt (#7 Seed)	W	96-80	25 - Peters	6 - Peters/Williams	12 - Gray	2 - Williams/Vernerey
Regional Semi	3/24	Fresno, Calif.	#14/21 St. John's (#3 Seed)	W	74-47	18 - Selby	7 - Peters	7 - Selby	2 - Vernerey
Regional Final	3/26	Fresno, Calif.	#2/2 Stanford (#1 Seed)	L	69-81	23 - Gray	9 - Peters	2 - Peters/Williams	1 - Williams

2013 | NORFOLK REGION (#2 SEED)

First Round	3/24	Durham, N.C.	Hampton (#15 Seed)	W	67-51	20 - Liston	10 - Peters	10 - Jones	3 - Williams
Second Round	3/26	Durham, N.C.	Oklahoma State (#7 Seed)	W	68-59	16 - Williams	13 - Peters	7 - Jones	3 - Williams
Regional Semi	3/31	Norfolk, Va.	#24/25 Nebraska (#6 Seed)	W	53-45	17 - Liston	9 - Jones/Williams	6 - Jones	7 - Williams
Regional Final	4/2	Norfolk, Va.	#2/2 Notre Dame (#1 Seed)	L	76-87	19 - Liston	10 - Peters	4 - Wells	3 - Williams

2014 | LINCOLN REGION (#2 SEED)

First Round	3/22	Durham, N.C.	Winthrop (#15 Seed)	W	87-45	20 - Liston	10 - McCravy-Cooper	6 - Peters	3 - Williams
Second Round	3/24	Durham, N.C.	#23/21 DePaul (#7 Seed)	L	65-74	12 - Williams	10 - Williams	2 - 4 Players	7 - Williams

2015 | SPOKANE REGION (#4 SEED)

First Round	3/20	Durham, N.C.	Albany (#13 Seed)	W	54-52	20 - Greenwell	12 - Williams	3 - Johnson/Henson/Williams	9 - Williams
Second Round	3/22	Durham, N.C.	#12/14 Mississippi State (#5 Seed)	W	64-56	22 - Stevens	10 - Stevens	4 - Johnson/Williams	2 - 3 Players
Regional Semi	3/28	Spokane, Wash.	#4/3 Maryland (#1 Seed)	L	55-65	18 - Williams	8 - Williams	2 - Johnson/Williams	1 - Stevens

2017 | BRIDGEPORT REGION (#2 SEED)

First Round	3/18	Durham, N.C.	Hampton (#15 Seed)	W	94-31	26 - Greenwell	10 - Greenwell	9 - Brown	3 - Greenwell
Second Round	3/20	Durham, N.C.	Oregon (#10 Seed)	L	65-74	25 - Brown	9 - Cooper/Greenwell	6 - Brown	3 - Cooper

2018 | ALBANY REGION (#5 SEED)

First Round	3/17	Athens, Ga.	Belmont (#12 Seed)	W	72-58	25 - Odom	8 - Suggs	5 - Brown	2 - Mathias
Second Round	3/19	Athens, Ga.	Georgia (#4 Seed)	W	66-40	16 - Odom	9 - Greenwell	6 - Brown	1 - 3 Players
Regional Semi	3/24	Albany, N.Y.	Connecticut (#1 Seed)	L	59-72	22 - Odom	8 - Mathias/Odom	4 - Brown/Odom	1 - Mathias/Williams

ACC Big Four Classic

1996-97 (Greensboro, N.C.)	
Dec. 28 Rutgers	W, 74-36
Dec. 29 George Wash.	L, 48-54

1995-96 (Greensboro, N.C.)

Dec. 29 Kentucky	W, 73-54
Dec. 30 Syracuse	W, 84-40

ACC/SEC Challenge

2001-02 (Atlanta, Ga.)	
Dec. 27 Tennessee	L, 68-89

Auburn Holiday Classic

2004-05 (Auburn, Ala.)	
Dec. 29 Rhode Island	W, 89-63
Dec. 31 Auburn	W, 80-61

Blockbuster Classic

2004-05 (Indianapolis, Ind.)	
Dec. 18 Purdue	W, 66-48

Blue Sky Classic

2006-07 (Hanover, N.H.)	
Dec. 29 Dartmouth	W, 77-40
Dec. 30 Boston University	W, 72-42

Boilermaker Classic

1992-92 (West Lafayette, Ind.)	
Dec. 28 Purdue	L, 58-74
Dec. 29 Kent State	W, 84-79

Bowling Green Bank

1989-90 (Bowling Green, Ky.)	
Nov. 25 Illinois	L, 63-68
Nov. 26 St. John's	W, 95-63

Cahill Invitational

1986-87 (Jamaica, N.Y.)	
Dec. 29 St. John's	W, 80-63
Dec. 30 Kentucky	W, 68-63

Caribbean Challenge

2015-16 (Cancun, Mexico)	
Nov. 26 Idaho	W, 74-68
Nov. 27 Iowa State	W, 86-48
Nov. 28 Texas State	W, 85-34

2009-10 (Cancun, Mexico)

Nov. 26 Western Kentucky	W, 70-47
Nov. 27 Marquette	W, 74-43

2006-07 (Cancun, Mexico)

Dec. 19 Bowling Green	W, 55-46
Dec. 20 SMU	W, 75-45
Dec. 21 Pittsburgh	W, 72-51

Central Fidelity Invitational

1996-97 (Richmond, Va.)	
Dec. 7 Old Dominion	L, 77-89
Dec. 8 Richmond	W, 89-60

Coca Cola Jowers Jamboree

1990-91 (San Marcos, Texas)	
Dec. 7 San Antonio	W, 71-68
Dec. 8 SW Texas State	W, 68-57

DePaul Invitational

2008-09 (Chicago, Ill.)	
Nov. 21 Hartford	L, 51-53
Nov. 22 Southern	W, 93-52

1986-87 (Chicago, Ill.)

Nov. 28 Florida	W, 76-74
Nov. 29 DePaul	L, 72-78

Dial Classic

1983-84 (Miami, Fla.)	
Dec. 29 Providence	L, 64-65
Dec. 30 Seton Hall	L, 67-74

Disney Honda Elite 4 Classic

2001-02 (Orlando, Fla.)	
Dec. 2 Louisiana Tech	W, 76-64

1998-99 (Orlando, Fla.)

Dec. 6 Tennessee	L, 60-74
------------------	----------

Downeast Auto Classic

1988-89 (Bangor, Maine)	
Nov. 25 Eastern Wash.	W, 79-57
Nov. 26 San Diego	W, 64-56

Duke Classic

2005-06 (Durham, N.C.)	
Nov. 25 Arkansas State	W, 110-56
Nov. 27 Auburn	W, 69-37

2003-04 (Durham, N.C.)

Nov. 29 Stephen F. Austin	W, 119-53
Nov. 30 Auburn	W, 66-57

2002-03 (Durham, N.C.)

Dec. 6 Howard	W, 128-53
Dec. 8 St. Joseph's	W, 82-48

2001-02 (Durham, N.C.)

Nov. 24 Davidson	W, 107-58
Nov. 25 South Carolina	L, 81-87*

2000-01 (Durham, N.C.)

Nov. 25 Duquesne	W, 97-66
Nov. 26 Toledo	W, 71-41

1999-00 (Durham, N.C.)

Nov. 27 Florida A&M	W, 93-38
Nov. 28 Penn State	W, 63-49

1998-99 (Durham, N.C.)

Nov. 28 Villanova	W, 75-47
Nov. 29 Marquette	W, 91-60

1997-98 (Durham, N.C.)

Dec. 6 Ohio	W, 99-59
Dec. 7 Michigan	W, 64-63

1996-97 (Durham, N.C.)

Nov. 30 Illinois State	W, 85-58
Dec. 1 St. Joseph's	W, 63-46

1995-96 (Durham, N.C.)

Dec. 2 Delaware	W, 95-50
Dec. 4 Michigan State	W, 67-52

1994-95 (Durham, N.C.)

Dec. 3 Wis.-Milwaukee	W, 104-34
Dec. 4 Indiana State	W, 100-66

1993-94 (Durham, N.C.)

Dec. 4 American	W, 104-71
Dec. 5 Miami (Ohio)	W, 98-54

1992-93 (Durham, N.C.)

Dec. 4 Northeastern	W, 64-53
Dec. 5 Virginia Tech	W, 85-63

1991-92 (Durham, N.C.)

Dec. 6 Yale	W, 60-55
Dec. 7 Seton Hall	L, 60-67

1990-91 (Durham, N.C.)

Dec. 1 Harvard	W, 90-76
Dec. 2 Purdue	L, 58-69

1989-90 (Durham, N.C.)

Dec. 1 New Hampshire	W, 82-47
Dec. 2 Boston College	W, 85-64

1988-89 (Durham, N.C.)

Dec. 2 Cleveland State	W, 100-60
Dec. 3 James Madison	W, 80-79

Duke/Wake Forest Classic

1984-85 (Winston-Salem, N.C.)	
Nov. 23 Furman	W, 103-66
Nov. 24 William & Mary	W, 86-48

Eastern Kentucky Tournament

1983-84 (Richmond, Va.)	
Dec. 2 Toledo	W, 66-59
Dec. 3 Eastern Kentucky	L, 44-46

ESPN Invitational

2007-08 (Tampa, Fla.)	
Nov. 15 South Florida	W, 89-52

Felpausch/MSU Holiday Classic

1990-91 (Lansing, Mich.)	
Nov. 24 Louisville	L, 66-73
Nov. 25 Georgetown	W, 80-68

Fun in the Sun Shootout

2000-01 (Cancun, Mexico)	
Dec. 17 Arkansas State	W, 69-45
Dec. 19 Oral Roberts	W, 62-51

Gulf Coast Classic

2018-19 (Ester, Fla.)	
Nov. 23 Washington	L, 64-71
Nov. 24 Ball State	W, 79-62
Nov. 25 Missouri	L, 54-62

Harvard Invitational

1991-92 (Cambridge, Mass.)	
Nov. 30 Fairfield	W, 75-68
Dec. 1 Harvard	W, 86-63

Hatter Classic

1981-82 (DeLand, Fla.)	
Jan. 8 Stetson	W, 79-59
Jan. 9 Georgia Southern	L, 58-64

Jimmy V Women's Basketball Classic

2013-14 (Durham, N.C.)	
Dec. 17 Connecticut	L, 61-83

2010-11 (Durham, N.C.)

Dec. 6 Texas A&M	W, 61-58
------------------	----------

2006-07 (Piscataway, N.J.)

Dec. 4 Rutgers	W, 85-45
----------------	----------

2003-04 (Raleigh, N.C.)

Nov. 23 Purdue	W, 93-63
----------------	----------

2002-03 (Raleigh, N.C.)

Nov. 24 Tennessee	W, 76-55
-------------------	----------

Junkanoo Jam

2011-12 (Grand Bahamas Island, Bahamas)	
Nov. 25 Gardner-Webb	W, 97-31
Nov. 26 Notre Dame	L, 54-56

2004-05 (Grand Bahamas Island, Bahamas)

Nov. 26 Stephen F. Austin	W, 84-29
Nov. 27 Kansas State	63-51

Lady Friar Classic

1987-88 (Providence, R.I.)	
Dec. 5 Southern Cal.	W, 78-75
Dec. 6 Providence	W, 87-75

LMU Marina del Rey Marriott Classic

2003-04 (Los Angeles, Calif.)	
Dec. 28 Hampton	W, 90-59
Dec. 29 Loyola Marymount	W, 81-53

Maggie Dixon Classic

2007-08 (New York, N.Y.)	
Dec. 8 Pittsburgh	W, 51-49

Nike Four in the Fall

1998-99 (San Jose, Calif.)	
Nov. 13 Connecticut	L, 74-104
Nov. 14 Stanford	W, 77-57

Oakland Tribune Classic

1993-94 (Berkeley, Calif.)	
Dec. 20 Detroit Mercy	W, 94-82
Dec. 21 California	L, 66-72

Old Dominion Tournament

1994-95 (Norfolk, Va.)	
Nov. 26 Montana	W, 89-49
Nov. 27 Old Dominion	L, 59-64

Paradise Jam

2013-14 (St. Thomas, USVI)	
Nov. 28 Xavier	W, 81-54
Nov. 29 Central Michigan	W, 97-64
Nov. 30 Kansas	L, 73-40
2007-08 (St. Thomas, USVI)	
Nov. 22 Purdue	W, 53-41
Nov. 23 Temple	W, 64-53
Nov. 25 Connecticut	L, 48-74

2002-03 (St. Thomas, USVI)

Nov. 28 Hampton	W, 71-34
Nov. 29 Old Dominion	W, 65-52
Nov. 30 Arkansas	W, 74-72*

Preseason WNIT

2004-05 (Durham, N.C.)	
Nov. 12 Davidson	W, 89-69
Nov. 14 South Florida	W, 82-50

2004-05 (Notre Dame, Ind.)

Nov. 17 Notre Dame	L, 65-76
--------------------	----------

1999-00 (Durham, N.C.)

Nov. 15 UNC Greensboro	W, 72-47
Nov. 17 Boston College	L, 70-77

1995-96 (Durham, N.C.)

Nov. 15 VCU	W, 93-51
-------------	----------

1995-96 (College Station, Texas)

Nov. 17 Texas A&M	L, 73-83
-------------------	----------

San Juan Shootout

1997-98 (San Juan, Puerto Rico)	
Nov. 28 Detroit	W, 87-65
Nov. 29 Southern Illinois	W, 76-54
Nov. 30 Illinois	L, 65-77

Seattle Times Husky Classic

1992-93 (Seattle, Wash.)	
Dec. 27 Drake	W, 71-58
Dec. 28 Washington	L, 48-72

South Padre Shootout

2002-03 (South Padre Island, Texas)	
Dec. 27 Detroit Mercy	W, 92-52
Dec. 29 Iowa State	W, 88-59

St. Joseph's Tournament

1994-95 (Philadelphia, Pa.)	
Dec. 28 James Madison	W, 75-63
Dec. 29 St. Joseph's	W, 67-64

State Farm Tip-Off Classic

2003-04 (West Lafayette, Ind.)	
Nov. 16 Texas	L, 77-85

2001-02 (Durham, N.C.)

Nov. 11 Texas Tech	W, 85-69
--------------------	----------

State Farm Classic

1997-98 (Gainesville, Fla.)	
Dec. 28 Kent State	W, 69-57
Dec. 29 Florida	L, 63-70

Surf 'N Slam Classic

2005-06 (San Diego, Calif.)	
Dec. 28 St. John's	W, 105-57
Dec. 30 San Diego	W, 119-52

Sun Splash Shootout

1999-00 (Nassau, The Bahamas)	
Dec. 20 Sacramento State	W, 81-45
Dec. 21 Liberty	W, 66-45

Texaco-Havoline Christmas Classic

1985-86 (Villanova, Pa.)	
Dec. 27 Washington	L, 71-83
Dec. 28 Cheyney	W, 100-56

Tip-Off Classic

1987-88 (San Jose, Calif.)	
Dec. 29 San Jose State	W, 86-47
Dec. 30 Purdue	W, 76-71

Univ. of New Orleans Tournament

1995-96 (New Orleans, La.)	
Nov. 24 Pepperdine	W, 108-70
Nov. 25 Mississippi State	W, 72-67

USF Holiday Classic

1990-91 (Tampa, Fla.)	
Dec. 21 South Alabama	W, 76-70
Dec. 22 South Florida	W, 78-62

1984-85 (Tampa, Fla.)

YEAR-BY-YEAR RESULTS OF THE CHALLENGE

2019 - Big Ten 9, ACC 5
 2018 - ACC 8, Big Ten 6
 2017 - ACC 10, Big Ten 4
 2016 - ACC 9, Big Ten 5
 2015 - ACC 7, Big Ten 7
 2014 - ACC 7, Big Ten 7
 2013 - ACC 7, Big Ten 5
 2012 - ACC 7, Big Ten 5
 2011 - ACC 6, Big Ten 6
 2010 - ACC 6, Big Ten 5
 2009 - ACC 7, Big Ten 4
 2008 - ACC 7, Big Ten 4
 2007 - ACC 8, Big Ten 3

CHALLENGE SERIES RESULTS

ACC leads series 9-1-3

2021 CHALLENGE GAMES

December 1, 2021

Nebraska at Wake Forest
 Ohio State at Syracuse
 Georgia Tech at Purdue
 Virginia Tech at Wisconsin
 North Carolina at Minnesota

December 2, 2021

Iowa at Duke
 Florida State at Illinois
 N.C. State at Indiana
 Miami (FL) at Maryland
 Michigan at Louisville
 Notre Dame at Michigan State
 Northwestern at Clemson
 Penn State at Boston College
 Rutgers at Pittsburgh

2019 CHALLENGE RESULTS

December 4, 2019

#14 Indiana 58, #21 Miami (FL) 45
 Nebraska 83, Duke 79
 Northwestern 66, Boston College 63
 Iowa 74, Clemson 60

December 5, 2019

North Carolina 85, Illinois 60
 Rutgers 73, Virginia 63
 Georgia Tech 60, Wisconsin 41
 #13 N.C. State 66, #9 Maryland 59
 Penn State 78, Pittsburgh 73
 Virginia Tech 67, Purdue 54
 #8 Florida State 78, #19 Michigan State 68
 Ohio State 67, #2 Louisville 60
 #24 Michigan 84, Syracuse 76 (OT)

Duke's in the ACC/Big Ten Challenge Year-by-Year

Dec. 4, 2019..... A Nebraska 83, Duke 79
 Nov. 28, 2018..... A Duke 60, Wisconsin 53
 Nov. 30, 2017..... H #14/16 Duke 69, #8/8 Ohio State 60
 Dec. 1, 2016..... A Duke 68, Rutgers 32
 Dec. 3, 2015..... H #14/13 Duke 84, Minnesota 64
 Dec. 3, 2014..... A #12/15 Nebraska 60, #9/8 Duke 54
 Dec. 5, 2013..... H #2/2 Duke 99, #16/22 Purdue 78
 Nov. 28, 2012..... A #4 Duke 71, Michigan 54
 Dec. 1, 2011..... H #8/8 Duke 64, #13/16 Purdue 53
 Dec. 2, 2010..... A #5/5 Duke 59, Wisconsin 51
 Dec. 3, 2009..... H #11/12 Duke 83, #3/3 Ohio State 67
 Dec. 4, 2008..... H #12/14 Duke 71, Iowa 47
 Dec. 2, 2007..... A Penn State 86, #11/10 Duke 84

Duke Versus Challenge Opponents

Iowa	Overall: 1-0	Home: 1-0	Away: 0-0
Michigan	Overall: 1-0	Home: 0-0	Away: 1-0
Minnesota	Overall: 1-0	Home: 1-0	Away: 0-0
Nebraska	Overall: 0-2	Home: 0-0	Away: 0-2
Ohio State	Overall: 2-0	Home: 2-0	Away: 0-0
Penn State	Overall: 0-1	Home: 0-0	Away: 0-1
Purdue	Overall: 2-0	Home: 2-0	Away: 0-0
Rutgers	Overall: 1-0	Home: 0-0	Away: 1-0
Wisconsin	Overall: 2-0	Home: 0-0	Away: 2-0
	Overall: 10-3	Home: 6-0	Away: 4-3

Cameron Indoor Stadium Attendance

Nov. 30, 2017	#8/8 Ohio State	W, 69-60	5,535
Dec. 4, 2008	Iowa	W, 71-47	5,328
Dec. 3, 2009	#3/3 Ohio State	W, 83-67	5,237
Dec. 1, 2011	#13/16 Purdue	W, 64-53	4,715
Dec. 5, 2013	#16/22 Purdue	W, 99-78	3,758
Dec. 3, 2015	Minnesota	W, 84-64	3,617

ACC Team Records

Boston College	Overall: 3-7
Clemson	Overall: 4-5
Duke	Overall: 10-3
Florida State	Overall: 11-2
Georgia Tech	Overall: 8-5
Louisville	Overall: 4-2
Maryland (2007-2013)	Overall: 7-0
Miami (FL)	Overall: 6-5
North Carolina	Overall: 9-4
N.C. State	Overall: 6-7
Notre Dame	Overall: 6-1
Pittsburgh	Overall: 2-4
Syracuse	Overall: 3-4
Virginia	Overall: 5-8
Virginia Tech	Overall: 7-6
Wake Forest	Overall: 3-7
	Overall: 94-70

Big Ten Team Records

Illinois	Overall: 4-9
Indiana	Overall: 8-5
Iowa	Overall: 4-9
Maryland (2014-Present)	Overall: 4-2
Michigan	Overall: 9-4
Michigan State	Overall: 6-7
Minnesota	Overall: 6-7
Nebraska	Overall: 3-6
Northwestern	Overall: 6-7
Ohio State	Overall: 4-9
Penn State	Overall: 5-8
Purdue	Overall: 3-10
Rutgers	Overall: 2-4
Wisconsin	Overall: 6-7
	Overall: 70-94

Team Records

Duke - Single Game				Opponent - Single Game			
Stat	Record	Opponent	Date	Stat	Record	Opponent	Date
FG Made	38	#16/22 Purdue	12/5/13	FG Made	28	at Nebraska	12/4/19
FG Attempted	74	Iowa	12/4/08	FG Attempted	71	#8/8 Ohio State	11/30/17
3PT FG Made	9	at Penn State	12/2/07	3PT FG Made	12	at Nebraska	12/4/19
3PT FG Attempted	18	Minnesota	12/3/15	3PT FG Attempted	36	#8/8 Ohio State	11/30/17
FT Made	18	#16/22 Purdue	12/5/13	FT Made	28	at Penn State	12/2/07
FT Attempted	27	#16/22 Purdue	12/5/13	FT Attempted	30	at Penn State	12/2/07
Total Rebounds	50	#13/16 Purdue	12/1/11	Total Rebounds	44	Iowa	12/4/08
Offensive Rebounds	24	#13/16 Purdue	12/1/11	Offensive Rebounds	15	at Nebraska	12/4/19
Defensive Rebounds	36	#8/8 Ohio State	11/30/17	Defensive Rebounds	31	Iowa	12/4/08
Personal Fouls	27	at Penn State	12/2/07	Personal Fouls	21	#16/22 Purdue	12/5/13
Points	99	#16/22 Purdue	12/5/13	Points	86	at Penn State	12/2/07
Assists	22	Minnesota	12/3/15	Assists	23	at Nebraska	12/4/19
Turnovers	21	#8/8 Ohio State	11/30/17	Turnovers	28	Iowa	12/4/08
Blocks	7	#13/16 Purdue	12/1/11	Blocks	8	#8/8 Ohio State	11/30/17
	7	#3/3 Ohio State	12/3/09	Steals	12	#8/8 Ohio State	11/30/17
Steals	18	Iowa	12/4/08	Points in Paint	34	#16/22 Purdue	12/5/13
Points in Paint	52	at Nebraska	12/4/19			at Penn State	12/2/07
Points off Turnovers	29	#16/22 Purdue	12/5/13	Points off Turnovers	19	at Nebraska	12/4/19
2nd Chance Points	21	at #12/15 Nebraska	12/3/14	2nd Chance Points	14	#8/8 Ohio State	11/30/17
Fast Break Points	25	#16/22 Purdue	12/5/13	Fast Break Points	10	at Wisconsin	11/28/18
Bench Points	35	at Penn State	12/2/07			at Rutgers	12/1/16
				Bench Points	33	at Nebraska	12/4/19

Individual Records

Duke - Single Game				
Stat	Record	Player	Opponent	Date
FG Made	10 (4x)	Azura Stevens	Minnesota	12/3/15
FG Attempted	20	Jasmine Thomas	#3/3 Ohio State	12/3/09
3PT FG Made	6	Abby Waner	at Penn State	12/2/07
3PT FG Attempted	9	Abby Waner	at Penn State	12/2/07
FT Made	7	Jasmine Thomas	#3/3 Ohio State	12/3/09
FT Attempted	10	Elizabeth Williams	#13/16 Purdue	12/1/11
Total Rebounds	17	Elizabeth Williams	#13/16 Purdue	12/1/11
Offensive Rebounds	10	Elizabeth Williams	#13/16 Purdue	12/1/11
Defensive Rebounds	11	Leaonna Odom	#8/8 Ohio State	11/30/17
Points	29	Jasmine Thomas	#3/3 Ohio State	12/3/09
Assists	9	Chelsea Gray	#16/22 Purdue	12/5/13
Turnovers	7	Leaonna Odom	at Wisconsin	11/28/18
Blocks	4 (3x)	Leaonna Odom	#8/8 Ohio State	11/30/17
Steals	6	Chloe Wells	#13/16 Purdue	12/1/11

Opponent - Single Game				
Stat	Record	Player	Opponent	Date
FG Made	10	Carlie Wagner	Minnesota	12/3/15
FG Attempted	27	Kelsey Mitchell	#8/8 Ohio State	11/30/17
3PT FG Made	6	Taylor Kissinger	at Nebraska	12/4/19
3PT FG Attempted	17	Kelsey Mitchell	#8/8 Ohio State	11/30/17
FT Made	15	Brianne O'Rourke	at Penn State	12/2/07
FT Attempted	15	Brianne O'Rourke	at Penn State	12/2/07
Total Rebounds	18	Jantel Lavender	#3/3 Ohio State	12/3/09
Offensive Rebounds	5 (3x)	Linnæe Harper	#8/8 Ohio State	11/30/17
Defensive Rebounds	15	Jantel Lavender	#3/3 Ohio State	12/3/09
Points	24	Kelsey Mitchell	#8/8 Ohio State	11/30/17
Assists	8	Samantha Prahals	#3/3 Ohio State	12/3/09
		Brianne O'Rourke	at Penn State	12/2/07
Turnovers	8	Samantha Prahals	#3/3 Ohio State	12/3/09
Blocks	5	Kate Cain	at Nebraska	12/4/19
Steals	5	KK Houser	#16/22 Purdue	12/5/13

Duke Week-by-Week in the Associated Press Poll

Season	PS	1	2	3	4	5	6	7	8	9	10	11	12	13	14	15	16	17	18	19	Dates
1985-86	-	-	-	-	-	-	-	20	18	18	17	20	18	-	-	-	-	-	-	-	Nov. 12 - March 9
1986-87	-	-	-	-	-	-	-	-	-	-	-	-	-	-	-	-	-	-	-	-	Nov. 18 - March 10
1987-88	19	18	14	13	10	10	9	11	13	17	17	-	-	-	-	-	-	-	-	-	Nov. 23 - March 14
1988-89	-	-	-	20	19	-	20	-	-	-	-	-	-	-	-	-	-	-	-	-	Nov. 21 - March 13
1989-90	-	-	-	-	-	-	-	-	-	-	-	-	-	-	-	-	-	-	-	-	Nov. 20 - March 12
1990-91	-	-	-	-	-	-	-	-	-	-	-	-	-	-	-	-	-	-	-	-	Nov. 27 - March 13
1991-92	-	-	-	-	-	-	-	-	-	-	-	-	-	-	-	-	-	-	-	-	Nov. 27 - March 12
1992-93	-	-	-	-	-	-	-	-	-	-	-	-	-	-	-	-	-	-	-	-	Nov. 24 - March 16
1993-94	-	-	-	-	-	-	-	-	-	-	-	-	-	-	-	-	-	-	-	-	Nov. 16 - March 15
1994-95	-	-	-	-	-	-	-	-	-	25	21	14	21	22	19	22	21	20	-	-	Nov. 13 - March 14
1995-96	17	22	19	17	16	16	16	15	16	13	12	12	14	14	12	12	13	13	-	-	Nov. 14 - March 11
1996-97	16	17	16	15	17	15	13	16	14	19	24	22	20	18	22	25	25	-	-	-	Nov. 12 - March 10
1997-98	19	19	15	15	11	17	23	23	25	25	24	13	14	13	11	8	8	8	-	-	Nov. 7 - March 9
1998-99	4	6	20	16	16	17	16	17	13	12	11	9	9	7	8	8	10	10	-	-	Nov. 6 - March 8
1999-00	21	22	-	22	20	18	17	15	14	11	9	9	12	14	14	9	12	11	10	-	Nov. 9 - March 13
2000-01	5	3	3	3	3	7	6	6	5	5	5	4	4	4	4	7	4	5	5	-	Nov. 7 - March 12
2001-02	5	9	14	11	8	9	9	11	7	6	5	5	5	5	5	4	3	3	-	-	Nov. 12 - March 11
2002-03	1	1	1	1	1	1	1	1	1	1	1	1	2	2	2	2	2	2	2	2	Nov. 18 - March 17
2003-04	2	4	4	4	3	3	4	4	1	1	1	2	2	4	4	3	2	1	1	-	Nov. 17 - March 15
2004-05	6	6	10	10	3	3	3	2	2	1	1	1	3	3	3	2	6	5	7	-	Nov. 15 - March 14
2005-06	1	1	1	2	2	2	2	2	2	2	2	2	2	1	1	2	4	4	-	-	Nov. 21 - March 13
2006-07	6	6	5	5	4	4	4	3	3	3	1	1	1	1	1	1	1	1	1	-	Nov. 6 - March 12
2007-08	10	10	9	11	17	15	14	13	12	12	10	10	9	11	12	12	12	10	9	-	Nov. 12 - March 18
2008-09	8	6	12	12	11	8	6	6	5	4	4	3	4	4	7	10	8	6	6	-	Nov. 17 - March 9
2009-10	6	11	10	11	7	7	8	8	9	7	6	7	6	8	8	6	9	7	6	-	Nov. 16 - March 15
2010-11	6	6	6	5	5	4	3	3	3	3	3	3	3	5	7	9	8	6	6	-	Nov. 16 - March 14
2011-12	8	8	7	7	6	9	9	8	7	7	5	5	5	5	5	7	5	6	6	-	Oct. 29 - March 12
2012-13	3	3	4	4	4	4	4	4	3	4	4	4	5	5	5	5	6	5	5	-	Oct. 27 - March 18
2013-14	2	2	2	2	2	2	2	3	3	3	3	3	3	5	3	7	7	10	9	-	Nov. 1 - March 17
2014-15	7	7	8	9	13	13	10	10	13	16	15	17	15	11	10	16	16	16	16	-	Nov. 17 - March 16
2015-16	14	14	15	14	13	13	13	12	18	22	-	-	-	-	-	-	-	-	-	-	Nov. 16 - March 14
2016-17	-	-	-	-	21	18	17	15	13	12	15	14	15	14	13	13	9	9	-	-	Nov. 4 - March 6
2017-18	12	-	11	16	14	14	14	14	17	16	15	18	19	19	17	20	18	20	-	-	Oct. 22 - March 5
2018-19	21	-	-	-	-	-	-	-	-	-	-	-	-	-	-	-	-	-	-	-	Nov. 11 - March 7
2019-20	-	-	-	-	-	-	-	-	-	-	-	-	-	-	-	-	-	-	-	-	Oct. 30 - March 17
2020-21	-	-	-	-	-	-	-	-	-	-	-	-	-	-	-	-	-	-	-	-	Nov. 10 - March 22

Charting Duke in the Polls

(Associated Press Only)

Total Polls Ranked.....444
 Top 10 Rankings.....270
 Longest Consecutive Polls Ranked.....308 ('99-'16)
 Current Streak.....0

Years Ranked
 Total Years.....28
 Consecutive Years.....25
 Current Streak.....0

Final Poll
 Total Polls.....22
 Top 10.....18
 High Rank.....1 ('04, '07)

No. 1 Ranking
 Total Rankings.....34
 Most No. 1 Weeks in Succession.....12

Weeks Ranked By Ranking

First Ranked:
 January 12, 1986 (No. 20)
 Last Ranked:
 November 6, 2018 (No. 21)

Rank.....	Weeks
No. 1.....	34
No. 2.....	32
No. 3.....	35
No. 4.....	33
No. 5.....	32
No. 6.....	25
No. 7.....	21
No. 8.....	18
No. 9.....	21
No. 10.....	18
No. 11.....	14
No. 12.....	18
No. 13.....	20
No. 14.....	21
No. 15.....	14
No. 16.....	18
No. 17.....	16
No. 18.....	10
No. 19.....	9
No. 20.....	10
No. 21.....	6
No. 22.....	8
No. 23.....	2
No. 24.....	2
No. 25.....	5

ACC Teams in the

AP Top 10
 Total weeks ranked in the top 10 from 1985-86 through 2020-21

Duke	271
Notre Dame	235
North Carolina	204
N.C. State	181
Louisville	157
Virginia	154
Florida State	54
Miami	38
Syracuse	20
Clemson	2
Virginia Tech	2
Boston College	0
Wake Forest	0
Georgia Tech	0
Pittsburgh	0

Duke's Final Top 25 Rankings

Year	AP	Coaches
1995	20	17
1996	13	19
1998	8	7
1999	10	2
2000	10	11
2001	5	8
2002	3	4
2003	2	4
2004	1	5
2005	7	8
2006	4	2
2007	1	6
2008	9	9
2009	6	14
2010	6	6
2011	6	7
2012	6	7
2013	5	6
2014	9	13
2015	16	12
2017	9	15
2018	20	12

Duke Week-by-Week in the USA Today Coaches Poll

Season	PS	1	2	3	4	5	6	7	8	9	10	11	12	13	14	15	16	17	18	19	20
1984-85	-	-	-	-	-	-	-	-	-	-	-	-	-	-	-	-	-	-	-	-	-
1985-86	-	-	-	-	-	-	-	-	-	23	25	-	21	25	-	-	-	-	-	-	-
1986-87	-	-	-	-	-	-	-	-	-	-	-	-	-	-	-	-	-	-	-	-	-
1987-88	18	16	13	13	9	9	8	11	9	17	19	-	-	-	-	-	-	-	-	-	-
1988-89	19	21	21	23	24	-	-	25	-	-	-	-	-	-	-	-	-	-	-	-	-
1989-90	-	-	-	-	-	-	-	-	-	-	-	-	-	-	-	-	-	-	-	-	-
1990-91	-	-	-	-	-	-	-	-	-	-	-	-	-	-	-	-	-	-	-	-	-
1991-92	-	-	-	-	-	-	-	-	-	-	-	-	-	-	-	-	-	-	-	-	-
1992-93	-	-	-	-	-	-	-	-	-	-	-	-	-	-	-	-	-	-	-	-	-
1993-94	-	-	-	-	-	-	-	-	-	-	-	-	-	-	-	-	-	-	-	-	-
1994-95	-	-	-	-	-	-	-	-	-	21	25	25	22	25	22	17	-	-	-	-	-
1995-96	16	19	20	17	18	18	16	14	16	16	13	11	13	13	12	12	13	13	19	-	-
1996-97	18	18	17	16	16	14	13	17	14	18	20	21	20	17	19	22	24	-	-	-	-
1997-98	19	16	17	14	18	22	22	23	20	23	15	16	14	13	10	9	9	7	-	-	-
1998-99	4	15	16	15	19	20	19	17	16	15	13	11	7	9	9	10	11	2	-	-	-
1999-00	22	25	19	18	15	15	11	10	8	9	10	12	12	8	10	9	7	11	-	-	-
2000-01	4	3	3	3	5	5	5	5	5	5	4	4	4	4	6	4	5	5	8	-	-
2001-02	4	4	7	12	9	8	9	9	10	7	6	6	5	5	5	5	4	3	3	4	-
2002-03	1	1	1	1	1	1	1	1	1	1	1	1	2	2	2	2	2	2	1	4	-
2003-04	2	4	4	4	4	4	4	4	2	2	1	2	2	4	4	3	2	1	1	5	-
2004-05	6	6	9	9	3	3	3	2	2	1	1	4	4	4	4	3	6	8	8	8	-
2005-06	2	2	2	2	2	2	2	2	2	2	2	1	2	2	1	1	2	4	4	2	-
2006-07	6	5	5	5	4	4	4	3	3	3	1	1	1	1	1	1	1	1	1	6	-
2007-08	9	9	8	10	15	15	15	14	13	13	12	10	11	12	12	11	11	11	10	10	9
2008-09	8	5	13	14	12	12	11	11	10	10	8	6	8	10	8	11	10	8	14	-	-
2009-10	6	12	12	12	10	8	8	9	9	7	7	7	6	7	7	6	8	6	6	6	-
2010-11	5	6	6	5	4	4	3	3	3	3	3	3	5	7	7	9	7	6	6	7	-
2011-12	8	8	6	6	5	9	9	7	6	6	5	5	6	5	5	7	6	6	6	-	-
2012-13	3	4	4	4	4	4	4	4	5	4	5	4	4	4	6	5	5	6	-	-	-
2013-14	2	2	2	2	2	2	2	3	3	3	3	3	3	5	7	8	10	10	10	10	13
2014-15	7	7	7	8	12	13	10	12	12	14	13	16	15	11	12	17	16	16	16	12	-
2015-16	12	9	12	13	11	11	12	12	16	19	-	-	-	-	-	-	-	-	-	-	-
2016-17	-	-	-	-	21	20	18	17	15	15	16	15	15	15	14	13	11	9	9	15	-
2017-18	12	-	-	17	16	14	14	15	15	18	18	15	18	19	19	16	16	15	18	-	-
2018-19	20	-	-	-	-	-	-	-	-	-	-	-	-	-	-	-	-	-	-	-	-
2019-20	-	-	-	-	-	-	-	-	-	-	-	-	-	-	-	-	-	-	-	-	-
2020-21	-	-	-	-	-	-	-	-	-	-	-	-	-	-	-	-	-	-	-	-	-

Charting Duke in the Polls

(USA Today Only)

Total Polls Ranked.....	443
Top 10 Rankings.....	285
Longest Consecutive Polls Ranked.....	341 ('98-'16)
Current Streak.....	0

Years Ranked

Total Years.....	28
Consecutive Years.....	25
Current Streak.....	0

Final Poll

Total Polls.....	24
Top 10.....	14
High Rank.....	2 ('99, '06)

No. 1 Ranking

Total Rankings.....	30
Most No. 1 Weeks in Succession.....	12 ('03)

Weeks Ranked By Ranking

First Ranked: January 12, 1986 (No. 20)

Last Ranked: Preseason, 2018 (No. 20)

Rank.....	Weeks
No. 1.....	30
No. 2.....	37
No. 3.....	20
No. 4.....	42
No. 5.....	27
No. 6.....	25
No. 7.....	17
No. 8.....	22
No. 9.....	24
No. 10.....	19
No. 11.....	17
No. 12.....	24
No. 13.....	18
No. 14.....	12
No. 15.....	20
No. 16.....	20
No. 17.....	10
No. 18.....	14
No. 19.....	11
No. 20.....	9
No. 21.....	5
No. 22.....	7
No. 23.....	7
No. 24.....	1
No. 25.....	8

ACC Teams in the USA Today Top 10

Total weeks ranked in the top 10 from 1984-85 through 2020-21

Notre Dame.....	288
Duke.....	284
North Carolina.....	203
Louisville.....	170
Virginia.....	149
N.C. State.....	125
Florida State.....	53
Miami.....	26
Syracuse.....	13
Clemson.....	5
Georgia Tech.....	1
Virginia Tech.....	0
Boston College.....	0
Wake Forest.....	0
Pittsburgh.....	0

Duke's WNBA Draft Picks

Year	Player	Team	Round (Pick)
2020	Leaonna Odom	New York Liberty	2nd (15)
2020	Haley Gorecki	Seattle Storm	3rd (31)
2019	Angela Salvadores	Los Angeles Sparks	3rd (31)
2018	Lexie Brown	Connecticut Sun	1st (9)
2018	Rebecca Greenwell	Washington Mystics	3rd (31)
2017	Oderah Chidom	Atlanta Dream	3rd (31)
2015	Elizabeth Williams	Connecticut Sun	1st (4)
2014	Chelsea Gray	Connecticut Sun	1st (11)
2014	Tricia Liston	Minnesota Lynx	1st (12)
2011	Jasmine Thomas	Seattle Storm	1st (12)
2011	Karima Christmas	Washington Mystics	2nd (23)
2011	Krystal Thomas	Seattle Storm	3rd (36)
2010	Joy Cheek	Indiana Fever	3rd (35)
2009	Chante Black	Connecticut Sun	1st (9)
2009	Abby Waner	New York Liberty	2nd (21)
2008	Wanisha Smith	New York Liberty	2nd (27)
2007	Lindsey Harding	Phoenix Mercury	1st (1)
2007	Alison Bales	Indiana Fever	1st (9)
2006	Monique Currie	Charlotte Sting	1st (3)
2006	Mistie Bass	Phoenix Mercury	2nd (21)
2006	Jessica Foley	Indiana Fever	3rd (38)
2004	Alana Beard	Washington Mystics	1st (2)
2004	Iceiss Tillis	Detroit Shock	1st (11)
2001	Georgia Schweitzer	Miami Sol	2nd (21)
2000	Peppi Browne	Charlotte Sting	3rd (43)
1999	Michele Van Gorp	New York Liberty	2nd (18)

Duke's ABL Draft Picks

Year	Player	Team	Round (Pick)
1997	Kira Orr	Seattle Reign	4th (33)

WNBA Defensive Player of the Year

Alana Beard	2017, 2018
-------------	------------

WNBA Most Improved Player of the Year

Elizabeth Williams	2016
--------------------	------

All-WNBA First Team Selections

Chelsea Gray	2019
--------------	------

All-WNBA Second Team Selections

Alana Beard	2006
Chelsea Gray	2017

WNBA All-Defensive First Team Selections

Alana Beard	2007, 2012, 2016, 2017, 2018
Jasmine Thomas	2017, 2018, 2019
Elizabeth Williams	2020

WNBA All-Defensive Second Team Selections

Alana Beard	2005, 2006, 2009, 2014
Lindsey Harding	2010
Jasmine Thomas	2016, 2021

WNBA All-Rookie Team Selections

Monique Currie	2006
Lindsey Harding	2007

WNBA Player of the Week Winners

Alana Beard	9/13/04, 8/6/07, 8/20/07, 6/21/09, 7/12/09
Chelsea Gray	5/27/18
Lindsey Harding	9/9/12
Jasmine Thomas	9/19/16, 7/2/17

WNBA All-Star Selections

Alana Beard	2005, 2006, 2007, 2009
Monique Currie	2010
Chelsea Gray	2017, 2018, 2019, 2021
Lindsey Harding	2010
Jasmine Thomas	2017
Elizabeth Williams	2017

WNBA Finals Appearances

Alison Bales, Atlanta	2010, 2011
Mistie Bass, Phoenix	2014
Alana Beard, Los Angeles	2016, 2017
Lexie Brown, Chicago	2021
Monique Currie, Washington	2018
Karima Christmas, Indiana	2012
Chelsea Gray, Los Angeles	2016, 2017
Lindsey Harding, Atlanta	2011
Tricia Liston, Minnesota	2015
Jasmine Thomas, Connecticut	2019
Krystal Thomas, Washington	2018
Michele Van Gorp, New York	1999

WNBA Finals Champions

Mistie Bass, Phoenix	2014
Alana Beard, Los Angeles	2016
Lexie Brown, Chicago	2021
Karima Christmas, Indiana	2012
Chelsea Gray, Los Angeles	2016
Tricia Liston, Minnesota	2015

Duke on the WNBA Rosters**Alison Bales**

Indiana	2007-08
Atlanta	2008, 2010-11

Mistie Bass

Houston	2006-08
Chicago	2009-10
Connecticut	2012-13
Phoenix	2013-16

Alana Beard

Washington	2004-11
Los Angeles	2012-19

Chante Black

Connecticut	2009
Tulsa	2010, 2012
San Antonio	2013

Lexie Brown

Connecticut	2018
Minnesota	2019-20
Chicago	2021

Peppi Browne

Charlotte	2000
-----------	------

Joy Cheek

Indiana	2010
Washington	2011

Oderah Chidom

Atlanta	2017
---------	------

Karima Christmas

Washington	2011
Tulsa	2011-12, 2015
Indiana	2012-14
Dallas	2016-18
Minnesota	2019-20

Monique Currie

Charlotte	2006
Chicago	2007
Washington	2007-14; 2018
Phoenix	2015
San Antonio	2016
Phoenix	2017

Jessica Foley

Indiana	2006
---------	------

Rebecca Greenwell

Washington	2017
------------	------

Haley Gorecki

Seattle	2021
Phoenix	2021

Chelsea Gray

Connecticut	2014-15
Los Angeles	2016-20
Las Vegas	2021

Lindsey Harding

Phoenix	2007^
Minnesota	2007-08
Washington	2009-10
Atlanta	2011-12
Los Angeles	2013-14
New York	2016
Phoenix	2016

Tricia Liston

Minnesota	2014-15
-----------	---------

Leaonna Odom

New York	2020-21
----------	---------

Haley Peters

San Antonio	2016
Washington	2017
Atlanta	2019

Angela Salvadores

Los Angeles	2018
-------------	------

Georgia Schweitzer

Minnesota	2001-03
-----------	---------

Wanisha Smith

New York	2008
----------	------

Jasmine Thomas

Washington	2011-12
Atlanta	2013-14
Connecticut	2015-21

Krystal Thomas

Seattle/Phoenix	2011
Phoenix	2012-13
Indiana	2013-14
Seattle	2016
Washington	2017-18

Iciss Tillis

Detroit	2004
New York	2006
Los Angeles	2007
Detroit	2007

Michele Van Gorp

New York	1999
Portland	2000
Minnesota	2001-04

Abby Waner

New York	2009
----------	------

Elizabeth Williams

Connecticut	2015
Atlanta	2016-21

^ - Drafted by Phoenix and traded to Minnesota on draft day

Duke and USA Basketball have developed an excellent relationship over the years as many Blue Devils have had the privilege to wear USA on their jerseys.

U.S. Olympic Team

Chelsea Gray (2020) - Gold Medal
Gail Goestenkors (2004) - Assistant Coach - Gold Medal

U.S. Olympic 3x3 Women's Team

Kara Lawson (2020) - Head Coach - Gold Medal

U.S. Senior National Team

Alana Beard (2007); Lindsey Harding (2007)

USA Select Team

Jasmine Thomas (2010)

U.S. World Championship Team

Gail Goestenkors (2002) - Assistant Coach - Gold Medal
Gail Goestenkors (2006) - Assistant Coach - Bronze Medal
Alana Beard (2006) - Bronze Medal

U.S. World University Games Team

Tricia Liston (2013) - Gold Medal
Monique Currie (2005) - Gold Medal
**Prior to the 2005 event, it was referred to as the Junior World Championship

U.S. U21 World Championship Team

Joanne P. McCallie (2007) - Head Coach - Gold Medal
Abby Waner (2007) - Gold Medal

U.S. U20 National Team

Joanne P. McCallie (2006) - Head Coach - Gold Medal

U.S. U19 World Championship Team

Azurá Stevens (2015) - Gold Medal; Alexis Jones (2011, 2013) - Gold Medal
Elizabeth Williams (2011) - Gold Medal; Jasmine Thomas (2007) - Gold Medal
Krystal Thomas (2007) - Gold Medal;
Gail Goestenkors (2005) - Head Coach - Gold Medal
Abby Waner (2005) - Gold Medal

U.S. Junior Young Women National Team

Alana Beard (2003) - Gold Medal

U.S. Pan Am Team

Rebecca Greenwell (2015) - Had to withdraw due to illness
Iciss Tillis (2003) - Silver Medal

USA World Youth Games Team

Sheana Mosch (1998); Iciss Tillis (1998)

U.S. Junior World Championship Team

Alana Beard - (2001) - Bronze Medal; (2000) - Gold Medal
Monique Currie (2001) - Bronze Medal
Wynter Whitley (2001) - Bronze Medal
**The 2000 team was the World Championship Qualifying team

U.S. R. William Jones Cup

Peppi Browne (1998) - Gold Medal
Gail Goestenkors (1997) - Head Coach - Silver Medal
Tyish Hall (1997) - Silver Medal
Katie Meier (1990) - Bronze Medal
Kira Orr (1997) - Silver Medal
Michele Van Gorp (1997) - Silver Medal
Debbie Leonard (1988) - Assistant Coach - Silver Medal

U.S. Olympic Festival

Chris Moreland (1986-East); Kira Orr (1995-East & 1994-South)
Debbie Leonard (1987) - Assistant Coach

French Basketball

Allison Vernerey French National Team - 2009; U19 World Champ. - 2009
U18 European Champ. - 2008; U16 European Champ. - 2006

Australia Basketball

Jessica Foley Senior National Team - "Rice Attack" Opals
World University Games - 2007, 2005
Junior World Championship - 2003, 2001
Miela Goodchild U18 FIBA Women's Asian Championship - 2018
U19 FIBA World Cup - 2019

Belarus Basketball

Lindsey Harding Olympic Team - 2016

Nigeria Basketball

Elizabeth Balogun Olympic Team - 2020
Oderah Chidom Olympic Team - 2020

Overseas Players Past & Present

Alison Bales	Turkey, Russia, France
Mistie Bass	Israel, Italy, France, Turkey, Australia, Lebanon
Alana Beard	Poland, South Korea, Australia, Israel, Spain
Chante Black	China, Turkey, Italy, Australia, Israel, South Korea
Payton Black	Germany, Israel
Joanne Boyle	Luxembourg/Germany
Lexie Brown	Hungary
Joy Cheek	Poland
Oderah Chidom	Slovenia, Greece
Karima Christmas	Israel, Italy, South Korea
Kendall Cooper	France
Monique Currie	Israel, Poland, Russia, Turkey, South Korea, Romania, Spain, Italy
Ali Day	France, Greece
Nicole Erickson	France
Jessica Foley	Australia
Carrem Gay	Israel, France, Switzerland
Haley Gorecki	Spain, Turkey
Chelsea Gray	Spain, Israel, Turkey
Tye Hall	France
Lindsey Harding	Russia, Turkey, Lithuania
Sue Harnett	Belgium
Janee Hayes	Finland
Hilary Howard	Sweden
Richa Jackson	Brazil
Ka'lia Johnson	Czech Republic, Switzerland
Carey Kauffman	Spain
Ellen Langhi	Luxembourg
Celeste Lavoie	Germany
Tricia Liston	Italy, Spain, South Korea
Barb Krause	Germany
Nicole Johnson	Germany
Erin Mathias	Italy, Germany
Katie Meier	Belgium
Bridgette Mitchell	France, Poland
Chris Moreland	France
Sheana Mosch	France, Turkey, Russia, Israel, Spain
Rochelle Parent	Luxembourg
Haley Peters	Spain, France
Sofia Roma	Italy, Spain
Angela Salvadores	Spain, Hungary, Turkey
Jen Scanlon	Sweden
Kathleen Scheer	Australia, Poland, Russia
Shay Selby	Germany, Netherlands, Czech Republic, Turkey, Spain
Sarah Sullivan	Australia
Jasmine Thomas	Czech Republic, Russia, Israel, Turkey, Poland
Krystal Thomas	France, China, Spain, Turkey, South Korea
Iciss Tillis	South Korea, Russia, France
Michele Van Gorp	France, Greece, Italy
Lisa Warren	France
Chloe Wells	Brazil, Spain, Czech Republic, Russia, Israel
Missy West	Germany
Wynter Whitley	Switzerland, Turkey
Elizabeth Williams	Turkey, Russia, China

The Record Book

Team Records	76-79
Opponent Team Records.....	80-81
Individual Records	82-88
Freshman Records	89-91
Miscellaneous Achievements	92
Cameron Indoor Stadium Records	93
Cameron Indoor Stadium Year-by-Year.....	94
Cameron Indoor Stadium Attendance	94
Boxscores from Record-Breaking Games	95-98
NCAA Tournament Records	99-101
NCAA Tournament Boxscores	102-115
1,000 Point Scorers	116-120
Year-by-Year Leaders.....	121-122
All-Time Player Statistics.....	123-141
Year-by-Year Team/Player Statistics	142-147
Retired Jerseys.....	148

High/Low Scoring Affairs

Most Points Scored in First Half by Duke

65 vs. N.C. Central, 12-28-09

Most Points Scored in Second Half by Duke

70 vs. Stephen F. Austin, 11-29-03

In a Half by Opponent

63 at Clemson, 1-9-80

In a Game by Opponent

125 at N.C. State, 1-19-78

In a Game by Both Teams

241 vs. Alabama, 3-19-95

In a Losing Effort by Duke

120 vs. Alabama, 3-19-95

In a Winning Effort by Duke

128 vs. Howard, 12-6-02

Largest Margin of Victory

89 (117-28) vs. N.C. Central, 12-28-09

Fewest Points Scored in a Game by Duke

31 vs. East Carolina, 1-20-76

Fewest Points Allowed in a Game by Duke

24 vs. Ball State, 12-19-05

Top Win Streaks

30 2006-07
 22 2001-02
 20 2010-11, 2005-06, 2002-03
 16 2012-13, 2004-05, 1998-99
 15 2003-04, 2002-03, 1999-2000

Points

Game 128 vs. Howard, 12-6-02
 Season 3,009 (35 games), 2005-06

Field Goals Made

Game 51 vs. Howard, 12-6-02
 Season 1,125 (35 games), 2005-06

Field Goals Attempted

Game 97 vs. Morgan State, 11-26-93
 Season 2,354 (37 games), 2002-03

Field Goal Percentage

Game 68.2 (45-66) vs. Arkansas St., 11-26-05
 Season 49.9 (35 games), 2013-14

Three-Pointers Made

Game 13 - four times - most recent at Old Dominion, 11-22-17
 Season 213 (36 games), 1998-99

Three-Pointers Attempted

Game 31 at Pepperdine, 11-27-16
 Season 581 (36 games), 2010-11

Three-Point Field Goal Percentage

Game 1.000 (4-4) vs. New Hampshire, 12-1-89
 Season 40.7 (35 games), 2013-14

Free Throws Made

Game 40 vs. Cheyney State, 12-28-85
 Season 580 (37 games), 2002-03

Free Throws Attempted

Game 49 vs. Cheyney State, 12-28-85
 Season 818 (30 games), 1985-86

Free Throw Percentage

Game 1.000 (4-4) at Louisville, 1-5-2020
 1.000 (17-17) vs. Va. Tech, 1-19-17
 Season 76.0 (35 games), 2001-02

Rebounds

Game 69 vs. Buffalo, 11-25-14
 Season 1,563 (36 games), 2004-05

Assists

Game 36 vs. UNC Wilmington, 12-20-11
 36 at San Diego, 12-30-05
 Season 717 (35 games), 2005-06

Steals

Game 31 vs. N.C. Central, 12-28-09
 Season 480 (36 games), 2009-10

Blocked Shots

Game 16 vs. Winthrop, 11-15-15*
 16 at Wake Forest, 1-6-12*
 16 at Ball State, 12-20-04*
 Season 267 (36 games), 2004-05*
 267 (35 games), 2005-06*

Miscellaneous Season Records

Most Games Played 37, 2002-03
 Most Wins 35, 2002-03
 Most Losses 19, 1977-78
 Best W/L Percentage946, 2002-03
 Most ACC Wins 17, 2012-13+
 Most ACC Losses 13, 1992-93
 Fewest ACC Wins 2, 1981-82 & 1988-89
 Fewest ACC Losses 0, 2001-02, 2002-03, 2006-07+
 Best ACC W/L Percentage .. 1.000 (16-0), 2001-02 & 2002-03, 14-0 in 2006-07+
 Most Consecutive Season Wins 30, 2006-07
 Most Consecutive Season Losses 14, 1975-76
 Most Consecutive ACC Wins 42, 2001-04*
 Most Consecutive ACC Losses 10, 1988-89
 Most Consecutive Home Wins 34, Jan. 21, 2010-Jan. 30, 2012
 Most Consecutive Away Wins 26, Nov. 18, 2001-Feb. 2, 2004
 Most Consecutive Home Losses 9, 1977-78
 Most Consecutive Away Losses 7, 1977-78
 Largest Average Winning Margin 27.7 (86.0 to 58.2), 2005-06
 Largest Winning Margin in ACC Play +23.9 in 2003-04*
 Largest Average Losing Margin -24.0 (69.6 to 45.6), 1975-76
 Best Scoring Defense 51.4, 2006-07+
 Fewest Points Scored 638 (14 games), 1975-76
 Best Starts 30-0, 2006-07; 20-0, 2002-03, 2005-06, 2010-11; 20-1, 2000-01
 Undefeated Starts 30-0, 2006-07; 20-0, 2002-03, 2005-06, 2010-11; 12-0, 1987-88
 Best ACC Start 16-0, 2001-02, 2002-03, 2012-13
 Average Assists 20.5 in 2005-06
 Average Blocks 7.6 in 2005-06
 Most Combined Free Throws Made 52 at Miami, 2-19-06
 Most Combined Free Throws Attempted 70 at Miami, 2-19-06
 Most Combined 3-Point Field Goals Made .. .23 at Pepperdine, 11-27-16, Georgia Tech, 1-17-05, at San Diego, 12-30-05
 Most Combined 3-Point Field Goal Attempts 56 vs. Troy, 11-24-19

Miscellaneous Game Records

Duke Records

Most First Half Points 65 vs. Morgan State, 11-26-93; vs. Fairfield, 11-22-05; vs. N.C. Central, 12-28-09
 Most Second Half Points 70 vs. Stephen F. Austin, 11-29-03
 Fewest First Half Points 11 at Miami, 2-7-16
 Fewest Second Half Points 15 at Maryland, 1-30-98
 Highest First Half FG% 79.3% vs. Davidson, 11-24-01, at Boston College, 1-6-13
 Highest Second Half FG% 76.2% at SE Louis., 12-30-88
 Lowest First Half FG% 12.1% at Miami, 2-7-16
 Lowest Second Half FG% 19.2% vs. Notre Dame, 11-26-11
 Most Double-Figure Scorers 9 vs. N.C. Central, 12-28-09

Opponent Records

Most First Half Points 62 by Clemson, 1-11-78
 Most Second Half Points 63 by Clemson, 1-9-80
 Fewest First Half Points 3 by Monmouth, 12-30-12
 Fewest Second Half Points 6 by Catawba, 1-10-79
 Highest First Half FG% 78.2% by UNCW, 12-2-80
 Highest Second Half FG% 78.6% by UNC, 2-23-87
 Lowest First Half FG% 4.0% by Monmouth, 12-30-12
 Lowest Second Half FG% 11.5% by Davidson, 2-12-79
 Most Turnovers in a Game 45 by Morgan State, 11-26-93
 Highest FG Percentage in a Game 68.3% by Maryland, 2-4-89
 Lowest FG Percentage in a Game .. 11.3% by Stephen F. Austin, 11-26-04

* ACC Record + Tied ACC Record ^ NCAA Record

Most Points in a Game

- 128 vs. Howard, 12-6-2002
- 123 vs. USC Upstate, 11-14-2013
- 120 at Alabama, 3-18-1995
- 119 at San Diego, 12-30-2005
- 119 vs. Stephen F. Austin, 11-29-2003
- 117 vs. N.C. Central, 12-28-2009
- 117 vs. Western Carolina, 2-9-1994
- 116 vs. Morgan State, 11-26-1993
- 114 vs. UNC Asheville, 11-30-1994
- 114 vs. ETSU, 12-8-1992

Fewest Points in a Game

- 36 vs. N.C. State, 2-2-1978
- 39 vs. Maryland, 2-9-1978
- 40 vs. Connecticut, 3-29-2011
- 41 vs. Florida State, 3-7-2019
- 42 vs. Northwestern, 11-17-2019
- 43 at Virginia, 1-24-1987
- 43 at N.C. State, 1-19-1978
- 44 at Eastern Kentucky, 12-3-1983
- 44 vs. N.C. State, 1-20-1979
- 45 vs. N.C. State, 3-2-2018
- 45 at Florida State, 1-8-2017
- 45 vs. Connecticut, 1-30-2012
- 45 vs. Purdue, 3-28-1999
- 45 vs. Maryland, 3-5-1994
- 45 at Maryland, 2-1-1991

Most First Half Points

- 65 vs. N.C. Central, 12-28-2009
- 65 vs. Fairfield, 11-22-2005
- 65 vs. Morgan State, 11-26-1993
- 64 vs. Temple, 12-12-1998
- 63 vs. East Carolina, 11-22-2002
- 62 vs. Wake Forest, 3-5-2005
- 61 vs. Florida International, 12-18-2002
- 60 vs. Howard, 12-6-2002
- 60 vs. USC Upstate, 11-14-2013
- 59 vs. Northwestern State, 12-20-2003
- 59 vs. Clemson, 1-26-2011

Fewest First Half Points

- 11 at Miami, 2-7-2016
- 12 at Virginia, 1-30-2000
- 13 at North Carolina, 1-24-2005
- 14 at Clemson, 1-19-2020
- 14 vs. George Washington, 12-29-1996
- 15 at Florida State, 1-8-2017
- 15 vs. Notre Dame, 3-7-2015
- 15 at North Carolina, 2-20-1979
- 16 vs. East Carolina, 3-2-1978
- 16 at N.C. State, 1-19-1978
- 16 vs. Maryland, 2-12-1981
- 16 vs. Maryland, 2-9-1978

Most Second Half Points

- 70 vs. Stephen F. Austin, 11-29-2003
- 68 vs. Howard, 12-6-2002
- 64 vs. Maryland, 1-23-2003
- 64 vs. ETSU, 12-8-1992
- 64 vs. UNC Asheville, 12-11-1991
- 63 vs. Houston Baptist, 11-13-2009
- 63 vs. Furman, 11-23-1984
- 63 vs. USC Upstate, 11-14-2013
- 62 vs. Indiana State, 12-4-1994
- 61 Four tied - most recent at San Diego, 12-30-2005

Fewest Second Half Points

- 15 at Maryland, 1-30-1998
- 16 vs. N.C. State, 2-2-1978
- 17 vs. Northwestern, 11-17-19
- 18 at Syracuse, 1-3-2016

- 18 vs. Notre Dame, 11-26-11
- 18 vs. North Carolina, 12-3-1981
- 18 vs. Georgia Tech, 11-27-1981
- 18 vs. N.C. State, 1-20-1979
- 19 at Connecticut, 1-21-2013
- 19 vs. Louisiana State, 3-28-2005

Largest Halftime Lead

- 56 vs. N.C. Central, 12-28-2009
- 52 vs. Temple, 12-12-1998
- 48 vs. Ball State, 12-19-2005
- 47 vs. Clemson, 1-26-2011
- 44 vs. Morgan State, 11-26-1993
- 43 vs. East Carolina, 11-22-2002
- 42 vs. Fairfield, 11-22-2005
- 42 vs. USC Upstate, 11-14-13
- 40 vs. Winthrop, 12-10-2017
- 40 vs. Holy Cross, 1-4-2005

Largest Halftime Deficit

- 34 vs. East Carolina, 3-2-1978
- 30 vs. Virginia, 2-19-1997
- 27 vs. N.C. State, 1-20-1979
- 26 vs. N.C. State, 2-6-1991
- 26 at Connecticut, 1-31-2011
- 25 at Clemson, 1-9-1980
- 23 vs. Virginia, 2-1-1992
- 23 vs. Virginia, 1-5-1991
- 22 vs. Clemson, 1-10-1992
- 22 vs. N.C. State, 1-24-1984
- 22 vs. Maryland, 1-18-1979

Highest Field Goal Percentage

- 68.2 vs. Arkansas State, 11-25-2005
- 67.6 vs. Stephen F. Austin, 11-29-2003
- 67.2 vs. Davidson, 11-24-2001
- 66.7 vs. Temple, 12-12-1998
- 66.0 at Georgia Tech, 1-27-1997
- 65.6 at Vanderbilt, 3-20-2012
- 65.5 at Boston College, 1-6-2013
- 64.5 vs. UW-Milwaukee, 3-17-2001
- 64.3 at San Diego, 12-30-2005
- 64.3 vs. Duquesne, 11-25-2000

Lowest Field Goal Percentage

- 22.2 at Clemson, 1-29-1990
- 23.1 vs. Baylor, 3-29-2010
- 23.3 at North Carolina, 1-24-2005
- 24.5 at George Washington, 12-29-1996
- 24.6 vs. Connecticut, 1-30-2012
- 24.6 at Wake Forest, 2-16-1991
- 25.0 at Maryland, 2-9-1978
- 25.4 at Florida State, 1-8-2017
- 25.4 vs. Connecticut, 3-29-2011
- 26.1 vs. Kentucky, 1-4-2011

Highest First Half Field Goal Percentage

- 79.3 at Boston College, 1-6-2013
- 79.3 vs. Davidson, 11-24-2001
- 71.4 at Louisville, 1-4-2018
- 70.9 vs. Cheyney, 11-26-1985
- 69.7 at UNC Asheville, 11-29-1995
- 69.4 vs. Temple, 12-12-1998
- 68.4 vs. Wake Forest, 3-5-2005
- 68.4 vs. Peace College, 1-26-1979
- 68.0 vs. Florida State, 2-26-1999
- 68.0 vs. Georgia Southern, 12-21-1984

Lowest First Half Field Goal Percentage

- 12.1 at Miami, 2-7-2016
- 13.0 vs. Virginia, 2-19-1997
- 13.0 vs. George Washington, 12-29-1996
- 14.7 at Clemson, 1-19-20
- 15.6 at Connecticut, 1-31-2011

- 16.7 at North Carolina, 1-24-2005
- 18.2 at Virginia, 1-30-2000
- 19.2 vs. N.C. State, 3-2-2018
- 19.4 at N.C. State, 1-19-1978
- 20.0 vs. Virginia, 2-1-1992

Highest Second Half Field Goal Percentage

- 76.2 at SE Louisiana, 12-30-1988
- 75.0 vs. Duquesne, 11-25-2000
- 74.2 vs. Wake Forest, 1-2-2006
- 73.1 at Georgia Tech, 1-27-1997
- 73.0 vs. Wisconsin-Green Bay, 1-2-1991
- 73.0 vs. N.C. Central, 11-20-1984
- 72.7 vs. N.C. State, 1-21-1987
- 72.0 vs. Virginia, 2-10-2006
- 72.0 vs. Oklahoma State, 3-16-1995
- 71.4 vs. Norfolk State, 3-15-2002

Lowest Second Half Field Goal Percentage

- 19.2 vs. Notre Dame, 11-26-2011
- 19.4 at N.C. State, 1-3-19
- 19.4 at Old Dominion, 11-27-1994
- 19.4 at Virginia, 2-4-1984
- 20.0 vs. Connecticut, 1-30-2012
- 21.1 vs. Old Dominion, 1-21-1989
- 21.2 vs. Wake Forest, 2-16-1991
- 21.6 vs. North Carolina, 2-22-1980
- 21.9 vs. Northwestern, 11-17-19
- 21.9 vs. Baylor, 3-29-2010

Most Total Rebounds

- 69 vs. Buffalo, 11-25-2014
- 68 vs. Catawba, 1-10-1979
- 67 vs. Alabama, 3-18-1995
- 64 vs. Stephen F. Austin, 11-26-2004
- 64 at Furman, 12-3-1979
- 63 vs. USC Upstate, 11-14-2013
- 63 vs. Northeastern, 11-11-2006
- 63 vs. UNC Asheville, 12-8-1979
- 62 vs. Houston Baptist, 11-13-2009
- 62 vs. Ball State, 12-19-2005
- 62 vs. Charleston, 12-18-1990

Most Offensive Rebounds

- 34 vs. UNC Asheville, 11-30-1994
- 33 vs. Bucknell, 12-21-2007
- 32 vs. North Carolina, 3-1-2009
- 31 vs. Maine, 11-16-2008
- 29 vs. Northeastern, 11-11-2006
- 28 vs. Buffalo, 11-25-2014
- 26 vs. Virginia Tech, 2-20-2011
- 26 vs. Houston Baptist, 11-13-2009
- 26 vs. Maryland, 1-12-2009
- 26 vs. Oklahoma State, 11-14-2008
- 26 vs. Houston, 11-19-2006
- 26 at Connecticut, 3-28-2006

Most Field Goals Made

- 51 vs. Howard, 12-6-1993
- 49 vs. Morgan State, 11-26-1993
- 48 at Alabama, 3-18-1995
- 47 vs. NC Central, 12-28-2009
- 47 at ETSU, 11-23-1991
- 46 vs. USC Upstate, 11-14-2013
- 46 vs. Stephen F. Austin, 11-29-2003
- 46 vs. NC Central, 11-20-1984
- 45 at San Diego, 12-30-2005
- 45 vs. Arkansas St., 11-25-2005

Most Field Goals Attempted

- 97 vs. Morgan State, 11-26-1993
- 94 vs. Utah Valley, 12-18-2007
- 93 at Alabama, 3-18-1995
- 92 vs. Catawba, 1-10-1979

5. 91 vs. Bucknell, 12-21-2007
6. 90 vs. Wake Forest, 11-24-1979
7. 87 vs. North Carolina, 3-1-2009
- 87 at Furman, 11-23-1984
9. 86 vs. UNC Asheville, 11-30-1994
10. 85 vs. American, 12-4-1993
- 85 vs. UNC Asheville, 12-11-1991
- 85 vs. Guilford, 12-4-1978

Most Three-Point Field Goals Made

1. 13 vs. Western Carolina, 11-29-2020
- 13 at Old Dominion, 11-22-2017
- 13 at San Diego, 12-30-2005
- 13 vs. St. John's, 12-28-2005
- 13 vs. Georgia Tech, 1-17-2005
6. 12 vs. Pittsburgh, 3-6-2019
- 12 at Pepperdine, 11-27-2016
- 12 vs. NC State, 3-8-2013
- 12 vs. Clemson, 1-26-2011
- 12 vs. Colorado St., 12-22-2005
- 12 vs. Wake Forest, 3-5-2005
- 12 at North Carolina, 2-14-2004
- 12 vs. East Carolina, 11-22-2002
- 12 vs. North Carolina, 2-12-1998

Most Three-Point Field Goals Attempted

1. 33 vs. Western Carolina, 11-29-2020
2. 31 at Pepperdine, 11-27-2016
3. 30 at Illinois, 3-16-1997
- 30 vs. Georgia Tech, 1-17-2005
- 30 vs. Pacific, 12-4-2004
6. 29 vs. Clemson, 1-26-2011
- 29 vs. Maryland, 1-6-2011
- 29 vs. Northwestern St., 3-21-2004
9. 28 vs. Georgia Tech, 2-11-2000
10. 27 vs. Georgia Tech, 1-17-2005
- 27 vs. Clemson, 2-27-2004

Most Free Throws Made

1. 40 vs. Cheyney State, 12-28-1985
2. 38 at Connecticut, 11-13-1998
3. 34 at Virginia, 2-22-1998
4. 32 at St. John's, 12-29-1986
- 32 vs. Clemson, 3-4-1983
6. 31 vs. Troy, 11-24-2019
7. 30 vs. Pittsburgh, 12-21-2006
- 30 at Miami, 2-19-2006
- 30 at Florida State, 2-15-1998
10. 29 vs. North Carolina, 1-27-2000
- 29 at Virginia, 2-4-1999

Most Free Throws Attempted

1. 49 vs. Cheyney State, 12-28-1985
2. 48 at Connecticut, 11-13-1998
3. 45 at UNC Wilmington, 2-23-1985
4. 44 vs. Northwestern St., 12-20-2003
- 44 vs. Howard, 11-30-1987
6. 43 at Miami, 2-19-2006
- 43 vs. Clemson, 3-4-1983
8. 42 at Virginia, 2-22-1998
- 42 vs. Virginia, 1-16-1990
- 42 vs. North Carolina, 2-24-1978

Most Steals

1. 31 vs. N.C. Central, 12-28-2009
2. 20 vs. Longwood, 11-15-2016
- 28 vs. UNC Wilmington, 12-20-2011
- 28 vs. UNC Greensboro, 11-18-2007
5. 26 at Houston Baptist, 11-13-2009
6. 25 at Maine, 12-21-2009
- 25 vs. Quinnipiac, 12-28-2008
- 25 at Tulsa, 12-21-2002
- 25 vs. Charleston Southern, 2-16-2002
10. 25 vs. Guilford, 12-4-1978

Most Assists

1. 36 vs. UNC Wilmington, 12-20-2011
- 36 at San Diego, 12-30-2005
3. 35 vs. N.C. Central, 12-28-2009
- 35 vs. Howard, 12-6-2002
5. 33 vs. Ball State, 12-19-2005
- 33 vs. Elon, 11-21-2003
7. 32 vs. Stephen F. Austin, 11-29-2003
- 32 vs. Elon, 12-02-1999
- 32 at East Carolina, 1-5-1994
10. 31 vs. Fairfield, 11-22-2005

Most Blocks

1. 16 vs. Winthrop, 11-15-2016
- 16 at Wake Forest, 1-6-2012
- 16 at Ball State, 12-20-2004
4. 15 vs. Wake Forest, 1-4-2015
- 15 vs. Ball State, 12-19-2005
6. 14 vs. South Florida, 11-15-2007
- 14 vs. Wake Forest, 2-12-2004
8. 13 vs. Georgia Tech, 3-7-2014
- 13 vs. Virginia, 1-16-2014
- 13 vs. Georgia Tech, 1-17-2005
- 13 vs. North Carolina, 2-20-2003

Most Turnovers

1. 39 vs. Virginia, 1-23-1988
2. 37 at N.C. State, 1-19-1978
- 37 at Clemson, 1-11-1978
4. 36 vs. Colorado, 1-5-1980
- 36 at North Carolina, 2-20-1979
6. 35 at Maryland, 1-10-1981
- 35 vs. North Carolina, 2-24-1978
8. 34 vs. BYU, 1-10-1987
- 34 vs. North Carolina, 2-14-1980
10. 33 Three tied - most recent
- vs. Virginia, 1-5-1991

Fewest Turnovers

1. 4 vs. Appalachian State, 2-16-1979
2. 5 vs. Northwestern State, 3-21-1986
- 5 vs. Appalachian State, 12-6-1980
4. 6 vs. Georgia, 3-29-2003
- 6 vs. Clemson, 12-31-1984
6. 8 Eighteen tied - most recent
- at N.C. State, 2-24-2020

Largest Margin of Victory

1. 89 vs. N.C. Central, 12-28-2009
2. 86 vs. Ball State, 12-19-2005
3. 83 vs. USC Upstate, 11-14-2013
4. 82 vs. Elon, 11-21-2003
5. 78 vs. Temple, 12-12-1998
6. 75 vs. Howard, 12-6-2002
7. 73 vs. Western Carolina, 2-9-1994
8. 71 vs. Winthrop, 12-10-2017
9. 70 vs. Wisconsin-Milwaukee, 12-3-1994
10. 69 vs. Iona, 11-18-2012
- 69 at Houston Baptist, 11-13-2009
- 69 at Southern, 3-19-2006

Largest Margin of Defeat

1. 82 at N.C. State, 1-19-1978
2. 64 vs. Maryland, 2-9-1978
3. 59 at Clemson, 1-11-1978
4. 55 N.C. State, 1-20-1979
- 55 at Clemson, 1-9-1980
6. 50 N.C. State, 2-2-1978
7. 48 UNC Asheville, 12-8-1979
8. 45 at Virginia, 2-15-1992
9. 43 at South Carolina, 12-19-2019
10. 40 vs. East Carolina, 3-2-1978

Largest Margin of Victory**(ACC Games Only)**

1. 67 vs. Georgia Tech, 1-7-1999
2. 62 vs. Florida State, 12-6-1995
3. 57 vs. Wake Forest, 3-5-2005
- 57 vs. Clemson, 2-27-2004
5. 55 vs. Clemson, 1-26-2011
6. 52 vs. Clemson, 2-5-2007
7. 50 vs. Virginia Tech, 2-20-2011
- 50 vs. Clemson, 1-28-2001
8. 49 vs. Maryland, 1-23-2003
10. 46 vs. Wake Forest, 1-2-2006

Various Records**Games with Fewer Than 10****Turnovers**

1. 9 2002-03
(3 in a row)
2. 4 2017-18
(2 in a row)
- 4 2003-04
4. 3 2012-13
- 3 1994-95
6. 2 2018-19
- 2 2015-16
- 2 2010-11
- 2 2008-09
- 2 2004-05
- 2 1999-00
(2 in a row)

ACC Record**Consecutive Games Holding****Opponents to Under 40 Points**

- | | | | |
|----|---|----------------|---------|
| 1. | 4 | North Carolina | 2006-07 |
| 2. | 3 | Duke | 2017-18 |
| | 3 | Virginia Tech | 2015-16 |
| | 3 | Syracuse | 2014-15 |
| | 3 | North Carolina | 2011-12 |
| | 3 | Wake Forest | 2008-09 |
| | 3 | Wake Forest | 2007-08 |
| | 3 | Virginia | 1979-80 |

Fewest Points in the Paint Per Game Allowed (2012-present)

1. 19.06 2014-15
2. 19.97 2017-18
3. 20.29 2016-17
4. 22.11 2012-13
5. 23.00 2015-16
6. 23.43 2013-14
7. 24.30 2011-12
8. 26.27 2018-19

Most Points

1. 3009 2005-06
2. 2922 2001-02
- 2922 2002-03
4. 2860 1998-99
5. 2800 2013-14
6. 2785 2003-04
7. 2737 2004-05
8. 2683 2012-13
9. 2568 2006-07
10. 2558 2000-01

Highest Scoring Average

1. 86.0 2005-06
2. 83.5 2001-02
3. 81.9 2003-04
4. 80.8 1985-86
5. 80.0 2013-14
6. 79.6 1994-95
7. 79.4 1998-99
8. 79.0 2002-03
9. 76.1 1993-94
10. 76.0 2004-05

Most Field Goals Made

1. 1125 2005-06
2. 1080 2001-02
3. 1076 2002-03
4. 1067 2013-14
5. 1041 1998-99
6. 1027 2003-04
7. 1013 2004-05
8. 1011 2012-13
9. 964 2011-12
10. 958 2007-08
- 958 2000-01

Most Field Goals Attempted

1. 2354 2002-03
2. 2273 2009-10
3. 2259 2005-06
4. 2255 2007-08
5. 2241 2010-11
6. 2228 2012-13
7. 2209 2004-05
8. 2203 2001-02
9. 2169 2003-04
10. 2160 2008-09

Highest Field Goal Percentage

1. .499 2013-14
2. .498 2005-06
3. .490 2001-02
4. .485 1995-96
5. .484 1998-99
6. .476 2011-12
7. .475 1986-87
8. .475 1985-86
9. .474 2016-17
10. .473 2003-04

Most 3-Point Field Goals Made

1. 213 1998-99
2. 212 2005-06
3. 209 2017-18
4. 199 2010-11
- 199 2001-02
6. 198 1999-00
7. 193 2012-13
8. 192 1995-96
9. 190 2002-03
10. 187 2013-14

Most Three-Point Field Goals Attempted

1. 581 2010-11
2. 574 2002-03
3. 553 1998-99
4. 546 2003-04
5. 543 2017-18
6. 542 2005-06
- 542 1999-00
8. 525 1995-96
9. 520 2001-02
10. 514 2004-05

Highest Three-Point Field Goal Percentage

1. .407 2013-14
2. .406 1988-89
3. .405 2012-13
4. .391 2005-06
5. .385 2017-18
- .385 1998-99
7. .383 2001-02
8. .382 2016-17
9. .374 1992-93
10. .372 1989-90

Most Free Throws Made

1. 580 2002-03
2. 576 1999-00
3. 565 1998-99
4. 563 2001-02
5. 557 1985-86
6. 549 2003-04
7. 547 2005-06
8. 528 2004-05
- 528 2006-07
10. 513 1997-98

Most Free Throws Attempted

1. 818 1985-86
2. 791 1998-99
3. 788 2002-03
4. 765 1999-00
5. 760 2003-04
6. 754 2004-05
7. 747 2005-06
8. 745 1997-98
9. 741 2001-02
10. 728 2013-14

Highest Free Throw Percentage

1. .760 2001-02
2. .753 1999-00
3. .750 2016-17
4. .741 2012-13
5. .738 2006-07
6. .736 2002-03
7. .732 2005-06
8. .722 2003-04
9. .717 1996-97
10. .715 1988-89

Most Rebounds

1. 1563 2004-05
2. 1555 2009-10
3. 1532 2014-15
- 1532 2005-06
5. 1516 2012-13
6. 1513 2010-11
7. 1494 2002-03
8. 1489 2013-14
9. 1482 2007-08
10. 1475 2008-09

Highest Rebounding Average

1. 45.2 1985-86
2. 45.1 2014-15
3. 44.7 2008-09
4. 43.8 2005-06
5. 43.7 1987-88
6. 43.4 2004-05
7. 43.2 2009-10
8. 43.2 1979-80
9. 42.5 2013-14
10. 42.4 2006-07

Most Defensive Rebounds

1. 1027 2004-05
2. 1015 2005-06
3. 1002 2014-15
4. 985 2013-14
5. 981 2001-02
6. 965 2012-13
7. 953 2006-07
8. 944 2002-03
9. 929 2016-17
10. 926 2009-10

Most Offensive Rebounds

1. 629 2009-10
2. 607 2010-11
3. 600 1987-88
- 600 1986-87
- 600 1985-86
6. 593 2007-08
7. 587 2008-09
8. 551 2012-13
9. 550 2002-03
10. 536 2004-05

Most Assists

1. 717 2005-06
2. 685 2003-04
3. 678 2001-02
4. 656 2004-05
5. 640 1998-99
6. 626 2002-03
7. 617 1995-96
8. 588 2013-14
9. 581 2006-07
10. 579 2000-01

Highest Assist Average

1. 20.5 2005-06
2. 20.1 2003-04
3. 19.4 2001-02
4. 18.7 1995-96
5. 18.2 2004-05
6. 17.8 1998-99
7. 17.1 2006-07
8. 17.0 2000-01
9. 16.9 2002-03
10. 16.8 2013-14

Most Blocked Shots

1. 267 2005-06
- 267 2004-05
3. 231 2003-04
4. 224 2006-07
5. 221 2014-15
6. 210 2013-14
- 210 2007-08
8. 191 2008-09
- 191 2011-12
10. 189 2016-17

Highest Blocked Shot Average

1. 7.6 2005-06
2. 7.4 2004-05
3. 6.8 2003-04
4. 6.6 2006-07
5. 6.5 2014-15
6. 6.0 2013-14
- 6.0 2007-08
8. 5.8 2008-09
- 5.8 2011-12
10. 5.6 2016-17

Most Steals

1. 480 2009-10
2. 462 2002-03
3. 447 2010-11
4. 442 2007-08
5. 438 2008-09
6. 414 2012-13
7. 412 2011-12
- 412 2000-01
9. 411 2005-06
10. 404 2001-02

Highest Steal Average

1. 13.3 2009-10
2. 13.3 2008-09
3. 12.6 2007-08
4. 12.5 2002-03
5. 12.5 2011-12
6. 12.4 2010-11
7. 12.1 2000-01
8. 11.7 2005-06
9. 11.7 2003-04
10. 11.5 2001-02
- 11.5 2012-13

Most Games Played

1. 37 2002-03
2. 36 2012-13
- 36 2010-11
- 36 2009-10
- 36 1998-99
- 36 2004-05
7. 35 2013-14
- 35 2005-06
- 35 2001-02
- 35 2007-08

Most Minutes Played

1. 7450 2002-03
2. 7202 2004-05
3. 7200 2012-13
- 7200 2009-10
- 7200 2010-11
- 7200 1998-99
7. 7100 2005-06
8. 7026 2001-02
9. 7025 2013-14
10. 7000 2007-08

Lowest Turnovers Average

1. 13.6 2002-03
2. 14.5 2003-04
3. 15.2 2017-18
4. 15.6 2016-17
- 15.6 2006-07
6. 16.6 2012-13
- 16.6 2010-11
- 16.6 2004-05
- 16.6 2001-02
10. 16.8 2011-12

Most Points in a Game

1. 125 at N.C. State, 1-19-1978
2. 121 at Alabama, 3-18-1995
3. 118 at Clemson, 1-11-1978
4. 117 vs. Maryland, 1-14-1978
5. 111 at Clemson, 1-9-1980
6. 107 vs. Clemson, 1-10-1992
7. 104 vs. Connecticut, 11-13-1998
8. 103 vs. N.C. State, 1-10-1990
- 103 vs. Maryland, 2-9-1978
10. 102 at N.C. State, 2-5-1986
- 102 vs. N.C. State, 2-22-1983

Fewest Points in a Game

1. 24 vs. Ball State, 12-18-2005
2. 25 vs. Davidson, 2-12-1979
3. 26 vs. Virginia Tech, 1-16-13
- 26 vs. Elon, 11-21-2003
5. 27 vs. Southern, 3-19-2006
- 27 vs. UNC Asheville, 12-19-1998
7. 28 vs. N.C. Central, 12-28-2009
8. 29 vs. N.C. Central, 1-3-2008
- 29 vs. Stephen F. Austin, 11-26-2004
10. 30 vs. Winthrop, 12-10-2017
- 30 vs. Pacific, 12-4-2004
- 30 vs. Florida State, 12-6-1995

Most First Half Points

1. 62 at Clemson, 1-11-1978
2. 58 at N.C. State, 1-19-1978
3. 53 vs. N.C. State, 1-20-1979
4. 52 at Notre Dame, 2-21-2019
- 52 vs. Virginia, 2-19-1997
- 52 vs. N.C. State, 1-10-1990
- 52 vs. Northwestern State, 3-21-1986
8. 51 vs. Connecticut, 11-13-1998
- 51 vs. Clemson, 1-10-1992
10. 50 at N.C. State, 2-21-1989
- 50 vs. East Carolina, 2-23-1980
- 50 at East Carolina, 3-2-1978

Fewest First Half Points

1. 3 vs. Monmouth, 12-30-2012
2. 7 at Ball State, 12-20-2004
3. 8 vs. Boston, 12-30-2006
4. 9 at Oklahoma State, 12-12-2010
- 9 vs. N.C. Central, 12-28-2009
- 9 vs. Ball State, 12-19-2005
7. 10 vs. Hampton, 3-18-2017
8. 11 vs. Texas State, 11-28-2015
- 11 vs. Old Dominion, 11-29-2006
- 11 vs. Maryland, 3-6-2005
- 11 at N.C. State, 1-29-2003
- 11 vs. Hampton, 12-8-1998
- 11 vs. UNC Asheville, 12-11-1991

Most Second Half Points

1. 67 at N.C. State, 1-19-1978
2. 63 at Clemson, 1-9-1980
3. 60 at N.C. State, 1-19-1988
4. 59 at N.C. State, 1-9-1991
5. 58 at Oklahoma, 12-8-2013
- 58 at North Carolina, 12-6-1979
7. 57 vs. North Carolina, 3-5-1995
- 57 at N.C. State, 2-5-1986
- 57 vs. N.C. State, 2-22-1983
- 57 vs. N.C. State, 12-4-1980

Fewest Second Half Points

1. 6 vs. Catawba, 1-10-1979
2. 8 vs. Davidson, 2-12-1979
3. 9 vs. Elon, 11-21-2003
4. 10 at Denver, 11-11-2007
5. 11 vs. Southern, 3-19-2006
- 11 at Eastern Kentucky, 12-3-1983
7. 12 vs. Manhattan, 12-21-1996

8. 13 vs. Iona, 11-18-2012
9. 14 8 tied - most recent
- at Liberty, 11-11-2016

Highest FG Percentage

1. 68.3 at Maryland, 2-4-1989
2. 65.5 vs. Virginia, 1-25-1994
3. 63.8 vs. N.C. State, 2-22-1983
4. 62.9 vs. Dayton, 1-3-1981
5. 62.5 vs. Clemson, 1-28-1994
6. 61.8 vs. Notre Dame, 2-2-2014
7. 61.2 at Clemson, 1-11-1978
8. 61.1 vs. N.C. State, 1-10-1990
9. 60.9 at North Carolina, 1-19-1982
10. 60.7 at Maryland, 12-10-1983

Lowest FG Percentage

1. 11.3 vs. Stephen F. Austin, 11-26-2004
2. 12.7 vs. Ball State, 12-19-2005
3. 14.0 vs. UNC Asheville, 12-19-1998
4. 17.2 vs. Iona, 11-18-2012
5. 18.2 vs. Hampton, 3-18-2017
- 18.3 vs. Southern, 3-19-2006
7. 18.6 vs. Davidson, 2-12-1979
8. 19.2 at Ball State, 12-20-2004
9. 20.0 vs. Maine, 12-19-2017
- 20.0 at Virginia, 2-24-2011
- 20.0 vs. Temple, 12-12-1998

Highest First Half FG Percentage

1. 81.3 at Georgia Tech, 2-6-1982
2. 78.2 vs. UNC Wilmington, 12-2-1980
3. 75.0 at Maryland, 2-4-1989
4. 71.4 at North Carolina, 1-19-1982
5. 68.0 at Georgia Tech, 3-2-1992
6. 66.7 vs. Virginia, 1-25-1994
- 66.7 at Richmond, 1-31-1989
- 66.7 vs. Maryland, 1-14-1989
- 66.7 at North Carolina, 2-12-1985
10. 65.2 vs. Seton Hall, 12-7-1991
- 65.2 at Maryland, 12-7-1985

Lowest First Half FG Percentage

1. 4.0 vs. Monmouth, 12-30-2012
2. 9.1 vs. Ball State, 12-19-2005
- 9.1 vs. Stephen F. Austin, 11-26-2004
4. 10.5 vs. Boston, 12-30-2006
5. 13.6 vs. Maryland, 3-6-2005
6. 13.8 vs. Hampton, 3-18-2017
- 13.8 at Virginia, 2-24-2011
- 13.8 vs. Temple, 12-12-1998
9. 14.3 at Oklahoma State, 12-12-2010
- 14.3 at Ball State, 12-20-2004

Highest Second Half FG Percentage

1. 78.6 vs. North Carolina, 2-23-1987
2. 72.0 vs. Connecticut, 3-29-2011
3. 70.8 at N.C. State, 1-19-1988
4. 70.0 at Maryland, 12-10-1983
5. 69.4 vs. N.C. State, 2-22-1983
6. 68.2 vs. Maryland, 2-18-1990
7. 68.0 at Clemson, 2-16-1997
8. 67.9 at Old Dominion, 12-7-1996
9. 66.7 Six tied - most recent
- at Texas A&M, 11-15-2009

Lowest Second Half FG Percentage

1. 11.5 vs. Davidson, 2-12-1979
2. 12.0 vs. UNC Asheville, 12-19-1998
3. 12.9 vs. Southern, 3-19-2006
4. 13.0 at Liberty, 11-11-2016
- 13.0 at Denver, 11-11-2007
6. 13.2 vs. Maine, 12-19-2017
7. 13.8 vs. Iona, 11-18-2012
- 13.8 vs. Stephen F. Austin, 11-26-2004

9. 14.3 at Eastern Kentucky, 12-3-1983
10. 15.8 vs. Ball State, 12-19-2005

Most Total Rebounds

1. 67 at Notre Dame, 11-21-1998
- 67 at Clemson, 1-9-1980
3. 64 at N.C. State, 1-19-1978
4. 63 vs. Maryland, 2-9-1978
5. 62 vs. Clemson, 3-3-1990
- 62 at UNC Charlotte, 2-4-1978
- 62 at East Carolina, 12-3-1977
8. 61 at East Carolina, 3-2-1978
9. 59 at Alabama, 3-18-1995
- 59 at North Carolina, 2-25-1995

Fewest Total Rebounds

1. 14 vs. Stephen F. Austin, 11-29-2003
2. 17 vs. Maine, 11-16-2008
3. 18 vs. Elon, 11-21-2003
- 18 vs. St. John's, 11-26-1989
- 18 vs. Holy Cross, 3-13-1999
6. 19 at Clemson, 2-6-2014
- 19 vs. Arkansas State, 11-25-2005
8. 20 vs. St. Joseph's, 12-8-2002
9. 21 vs. East Carolina, 12-5-2020
- 21 vs. Boston College, 1-17-2016
- 21 vs. Florida State, 1-16-1994
- 21 vs. Presbyterian, 11-17-2012

Most Offensive Rebounds

1. 29 at Alabama, 3-18-1995
2. 28 vs. North Carolina, 3-3-2013
- 28 vs. Clemson, 3-3-1990
4. 27 at Tennessee, 1-22-2007
- 27 vs. Clemson, 2-26-1990
6. 26 vs. Kentucky, 12-21-2014
- 26 vs. Virginia Tech, 2-22-2006
- 26 vs. North Carolina, 1-25-1995
9. 25 at North Carolina, 2-25-2006
- 25 at California, 12-21-1993
- 25 vs. N.C. State, 2-6-1991
- 25 at Providence, 12-6-1987

Fewest Offensive Rebounds

1. 2 vs. Holy Cross, 3-13-1999
2. 3 at Florida Gulf Coast, 12-29-2019
- 3 vs. Boston College, 1-17-2016
- 3 vs. Wake Forest, 1-13-2000
- 3 vs. Clemson, 1-28-1994
6. 4 at Grand Canyon, 11-12-2018
- 4 vs. Iona, 11-18-2012
- 4 vs. Georgia Southern, 11-19-2009
- 4 vs. Stephen F. Austin, 11-29-2003
- 4 at Virginia Tech, 12-8-1999
- 4 vs. UNC Greensboro, 11-19-1997
- 4 vs. UNC Asheville, 11-23-1996
- 4 vs. Maryland, 2-18-1994

Most Field Goals Made

1. 52 at Clemson, 1-11-1978
2. 50 at Clemson, 1-9-1980
3. 48 at N.C. State, 1-19-1978
4. 45 vs. Clemson, 2-5-1979
- 45 vs. N.C. State, 1-20-1979
6. 44 vs. N.C. State, 1-10-1990
- 44 at Alabama, 3-18-1995
- 44 vs. N.C. State, 2-22-1983
- 44 vs. Maryland, 2-9-1978
10. 43 at Maryland, 2-4-1989

Fewest Field Goals Made

1. 7 vs. Stephen F. Austin, 11-26-2004
- 7 vs. UNC Asheville, 12-19-1998
3. 8 vs. Catawba, 1-10-1979
4. 9 vs. N.C. Central, 12-28-2009
- 9 vs. Ball State, 12-19-2005

- 6. 10 Six tied - most recent
at Houston Baptist, 11-13-2009

Most Field Goals Attempted

- 1. 114 at Alabama, 3-18-1995
- 2. 95 at East Carolina, 12-3-1977
- 3. 92 at Clemson, 1-9-1980
- 4. 89 vs. Clemson, 2-5-1979
- 89 vs. NC State, 1-20-1979
- 6. 88 vs. Clemson, 2-8-1979
- 88 at North Carolina, 12-6-1979
- 88 at NC State, 1-19-1978
- 9. 87 at East Carolina, 2-22-1979
- 10. 86 at Florida State, 1-23-2014

Fewest Field Goals Attempted

- 1. 35 vs. Presbyterian, 11-17-2012
- 2. 37 vs. Catawba, 1-10-1979
- 3. 38 vs. Maine, 11-16-2008
- 38 vs. Detroit Mercy, 12-27-2002
- 5. 39 vs. Auburn, 11-27-2005
- 6. 40 vs. Clemson, 1-16-2000
- 40 at Eastern Kentucky, 12-3-1983
- 8. 41 vs. Purdue, 11-22-2007
- 41 vs. NC Central, 12-28-2009
- 41 vs. UNC Asheville, 11-23-1996

Most First Half Field Goals Made

- 1. 23 at Clemson, 1-9-1980
- 23 vs. Maryland, 2-9-1978
- 23 at NC State, 1-19-1978
- 4. 22 vs. NC State, 1-10-1990
- 22 at NC State, 2-21-1989
- 22 at East Carolina, 3-2-1978
- 7. 21 Five tied - most recent
at Notre Dame, 2-22-19

Fewest First Half Field Goals Made

- 1. 1 vs. Monmouth, 12-30-2012
- 2. 3 at Oklahoma State, 12-12-2010
- 3 vs. NC Central, 12-28-2009
- 3 vs. UNC Greensboro, 11-18-2007
- 3 vs. Ball State, 12-19-2005
- 3 vs. Maryland, 3-6-2005
- 3 vs. Holy Cross, 1-4-2005
- 3 at Ball State, 12-20-2004
- 3 vs. Stephen F. Austin, 11-26-2004
- 10. 4 Eight tied - most recent
at Virginia, 2-24-2011

Most First Half Field Goals Attempted

- 1. 48 at Providence, 12-6-1987
- 2. 47 vs. NC State, 2-6-1991
- 47 vs. VCU, 1-20-1978
- 4. 46 vs. Clemson, 2-8-1979
- 5. 45 vs. Troy, 11-24-2019
- 45 vs. Maryland, 1-13-2007
- 45 at Virginia, 1-9-1993
- 8. 44 Five tied - most recent
vs. North Carolina, 3-4-2002

Fewest First Half Field Goals Attempted

- 1. 15 vs. Monmouth, 12-30-2012
- 2. 16 vs. UNC Greensboro, 11-18-2007
- 16 vs. Florida State, 1-16-1994
- 16 at Georgia Tech, 2-6-1982
- 5. 18 at Virginia Tech, 2-14-2013
- 18 at Wisconsin, 12-2-2010
- 18 at Penn State, 11-18-2005
- 8. 19 at Temple, 12-31-2009
- 19 vs. Maryland, 3-8-2008
- 19 vs. UNC Greensboro, 11-24-1996

Most Second Half Field Goals Made

- 1. 27 at Clemson, 1-9-1980

- 27 at North Carolina, 12-6-1979
- 3. 25 vs. N.C. State, 2-22-1983
- 25 at N.C. State, 1-19-1978
- 5. 24 vs. Georgia Tech, 1-28-1989
- 6. 23 at North Carolina, 1-10-1989
- 7. 22 Ten tied - most recent
vs. Virginia, 2-13-1993

Fewest Second Half Field Goals Made

- 1. 2 at Eastern Kentucky, 12-3-1983
- 2. 3 at Liberty, 11-11-2016
- 3 at Denver, 11-11-2007
- 3 vs. UNC Asheville, 12-19-1998
- 5. 4 vs. Iona, 11-18-2012
- 4 at Houston Baptist, 11-13-2009
- 4 vs. Southern, 3-19-2006
- 4 at Stephen F. Austin, 11-26-2004
- 4 vs. Elon, 11-21-2003
- 10. 5 Fourteen tied - most recent
vs. Maine, 12-19-2017

Most Second Half Field Goals Attempted

- 1. 52 at East Carolina, 2-22-1979
- 2. 48 at Clemson, 1-9-1980
- 3. 47 vs. Charleston, 12-18-1990
- 47 at N.C. State, 1-19-1978
- 5. 46 at North Carolina, 2-24-2002
- 46 vs. Montana, 11-26-1994
- 46 at North Carolina, 1-10-1989
- 8. 45 Nine tied - most recent
at North Carolina, 1-22-1999

Fewest Second Half Field Goals Attempted

- 1. 14 vs. Georgia Tech, 1-21-2011
- 14 at Maine, 12-21-2009
- 14 at Eastern Kentucky, 12-3-1983
- 4. 17 vs. Auburn, 11-27-2005
- 17 vs. Maryland, 2-3-2000
- 17 at Florida State, 1-21-1992
- 17 at Wake Forest, 2-16-1991
- 17 at North Carolina, 2-20-1988
- 17 vs. Notre Dame, 2-6-1988
- 10. 18 Six tied - most recent
vs. Xavier, 12-21-2010

Most Three-Point Field Goals Made

- 1. 15 at Syracuse, 2-15-2018
- 15 at Villanova, 11-19-2017
- 3. 14 at Syracuse, 1-3-2016
- 14 vs. North Carolina, 3-1-2015
- 14 vs. DePaul, 3-24-2014
- 6. 13 at North Carolina, 1-21-2018
- 13 at Virginia Tech, 1-18-2018
- 13 at Boston College, 1-22-2015
- 13 vs. Syracuse, 1-8-2015
- 13 vs. Oklahoma, 12-17-2014
- 13 vs. Connecticut, 1-18-2010

Most Three-Point Field Goals Attempted

- 1. 52 at Alabama, 3-18-1995
- 2. 43 vs. Maine, 12-19-2017
- 3. 42 vs. Troy, 11-24-2019
- 4. 41 vs. Villanova, 12-21-2016
- 5. 40 vs. High Point, 11-5-2019
- 40 at Villanova, 11-19-2017
- 7. 39 vs. Marquette, 11-23-2014
- 8. 38 at Syracuse, 1-9-2014
- 38 vs. Syracuse, 1-8-2015
- 10. 37 vs. Syracuse, 2-10-2017
- 37 vs. Miami, 1-18-2015

Most Free Throws Made

- 1. 35 at Clemson, 12-9-2000
- 35 at N.C. State, 1-19-1988
- 3. 34 vs. North Carolina, 3-9-2008

- 34 at DePaul, 11-29-1986
- 5. 33 at Maryland, 1-14-2008
- 33 at Illinois, 3-16-1997
- 33 vs. Clemson, 3-3-1990
- 8. 31 at Penn State, 11-18-2005
- 9. 30 at Penn State, 11-20-2000
- 30 at Maryland, 2-5-1993

Most Free Throws Attempted

- 1. 57 vs. Clemson, 3-3-1990
- 2. 48 at N.C. State, 1-19-1988
- 3. 44 vs. North Carolina, 3-8-2008
- 4. 42 at Maryland, 1-14-2008
- 42 at Penn State, 11-18-2005
- 42 at DePaul, 11-29-1986
- 42 at Maryland, 2-13-1983
- 8. 41 at Clemson, 12-9-2000
- 41 at N.C. State, 1-19-1978
- 10. 40 at Illinois, 3-16-1997
- 40 at Maryland, 2-5-1993

Most Assists

- 1. 36 at Maryland, 2-4-1989
- 2. 35 at N.C. State, 2-21-1989
- 3. 29 vs. N.C. State, 1-10-1990
- 29 at Clemson, 1-9-1980
- 5. 28 at N.C. State, 1-9-1991
- 28 vs. Virginia, 2-11-1989
- 28 vs. Stanford, 12-20-1988
- 28 vs. N.C. State, 1-20-1979
- 9. 27 Three tied - most recent
at Texas A&M, 11-17-1995

Most Blocks

- 1. 11 at North Carolina, 2-28-2010
- 11 at Texas A&M, 11-15-2009
- 11 vs. Michigan State, 3-24-2009
- 11 at N.C. State, 1-19-2009
- 11 at Clemson, 1-29-1990
- 6. 10 vs. St. John's, 12-9-2012
- 10 at Auburn, 12-31-2004
- 8. 9 vs. Mississippi State, 3-22-2015
- 9 at Richmond, 12-8-1996
- 9 vs. Purdue, 12-2-1990
- 9 at Virginia, 11-25-1979

Most Turnovers

- 1. 53 at UNC Greensboro, 1-16-1979
- 2. 45 vs. N.C. Central, 12-28-2009
- 45 vs. Morgan State, 11-26-1993
- 4. 41 at East Carolina, 1-5-1994
- 41 at North Carolina, 2-20-1979
- 6. 40 vs. UNC Wilmington, 12-20-2011
- 40 vs. Stephen F. Austin, 11-29-2003
- 8. 39 vs. Utah Valley, 12-18-2007
- 39 vs. Manhattan, 12-21-1996
- 10. 38 vs. Maine, 11-16-2008
- 38 vs. UNC Greensboro, 11-18-2007

Fewest Turnovers

- 1. 5 vs. Notre Dame, 2-1-2016
- 2. 6 at Miami, 1-30-2014
- 6 vs. Clemson, 3-3-1996
- 6 at Virginia, 2-15-1992
- 6 at West Texas State, 3-20-1986
- 6. 7 at N.C. State, 2-22-2015
- 7 at St. Joseph's, 12-29-1994
- 7 at Georgia Tech, 3-25-1989
- 9. 8 at Villanova, 11-19-2017
- 8 vs. Purdue, 3-28-1999
- 8 vs. Virginia, 2-1-1992
- 8 vs. N.C. State, 2-6-1991

Points

Game 43, Monique Currie at Miami, 2-19-06 (2OT)
 Season 813, Alana Beard, 2002-03
 Career 2,687, Alana Beard, 2001-04

Field Goals Made

Game 16, Alana Beard vs. Virginia, 1-9-03
 16, Sue Harnett vs. VCU, 12-10-88
 Season 294, Alana Beard, 2002-03
 Career 1,005, Alana Beard, 2001-04

Field Goals Attempted

Game 30, Alana Beard vs. Virginia, 1-9-03
 Season 558, Alana Beard, 2002-03
 Career 1,906, Alana Beard, 2001-04

Field Goal Percentage

Game 1.000 (12-12), Sheana Mosch vs. Clemson, 1-28-01
 1.000 (10-10), Elizabeth Williams vs. USC-U, 12-11-11
 1.000 (9-9), Tyish Hall vs. Okla. St., 3-16-95
 1.000 (9-9), Kathy Friend vs. UNC, 2-24-78
 Season 65.5, Tyish Hall, 1995-96
 Career 63.0, Tyish Hall, 1994-97

Three-Pointers Made

Game 8, Miela Goodchild at Notre Dame, 2-21-19
 8, Rebecca Greenwell at Pepperdine, 11-27-16
 Season 87, Tricia Liston, 2013-14
 Career 301, Rebecca Greenwell, 2015-18

Three-Pointers Attempted

Game 16, Rebecca Greenwell at Pepperdine, 11-27-16
 Season 208, Rebecca Greenwell, 2016-17
 Career 755, Rebecca Greenwell, 2015-18

Three-Point Percentage

Game 1.000 (6-6), Nicole Erickson vs. ND, 11-22-97
 Season 53.9, Jenni Kraft, 1988-89
 Career 45.9, Tricia Liston, 2013-14

Free Throws Made

Game 15, Monique Currie at Miami, 2-19-06 (2OT)
 15, Nicole Johnson vs. WFU, 2-26-92
 Season 201, Alana Beard, 2002-03
 Career 582, Alana Beard, 2001-04*

Free Throws Attempted

Game 22, Tara McCarthy vs. UNC, 2-24-78
 Season 267, Chris Moreland, 1985-86
 Career 868, Chris Moreland, 1985-88

Free Throw Percentage

Game 1.000 (14-14), Monique Currie vs. UNC, 3-4-02
 Season 93.1, Tricia Liston, 2012-13
 Career 88.0, Nicole Erickson, 1998-99

Rebounds

Game 24, Barb Krause vs. Catawba, 1-10-79
 Season 354, Chris Moreland, 1985-86
 Career 1,229, Chris Moreland, 1985-88

Offensive Rebounds

Game 13, Carey Kauffman vs. UNCAshville, 11-30-94
 Season 154, Chris Moreland, 1985-86
 Career 535, Chris Moreland, 1985-88

Defensive Rebounds

Game 15, Haley Peters vs. USC Upstate, 11-14-13
 Season 213, Alison Bales, 2006-07
 Career 694, Chris Moreland, 1985-88

Assists

Game 15, Alexis Jones at Florida State, 1-23-14
 15, Chelsea Gray vs. Clemson, 1-10-13
 Season 201, Chelsea Gray, 2011-12
 Career 579, Lindsey Harding, 2003-07

Steals

Game 10, Alexis Jones vs. Notre Dame, 2-2-14
 10, Abby Waner vs. Utah Valley, 12-18-07
 Season 122, Lexie Brown, 2017-18
 Career 404, Alana Beard, 2001-04

Blocked Shots

Game 12, Elizabeth Williams at WFU, 1-6-12*
 Season 151, Alison Bales, 2006-07*
 Career 434, Alison Bales, 2004-07*

* Duke and ACC Records

Triple-Doubles

Haley Gorecki vs. Pittsburgh on 2-3-19
 16 points, 10 rebounds, 10 assists

Ka'lia Johnson at Old Dominion on 11-20-14
 18 points, 13 assists, 11 rebounds

Elizabeth Williams at WFU on 1-6-12
 18 points, 16 rebounds, 12 blocks

Chelsea Gray (2)
 vs. Pittsburgh on 12-4-11
 14 points, 11 rebounds, 13 assists
 at Boston College on 1-6-13
 18 points, 11 rebounds, 10 assists

Jasmine Thomas vs. Marquette on 11-27-09
 11 points, 11 rebounds, 12 assists

Monique Currie vs. Florida State on 1-5-06
 21 points, 12 rebounds, 11 assists

Katie Meier vs. Manhattan on 3-11-87
 16 points, 11 rebounds, 10 assists

* Duke became just the fourth school in NCAA history to have two different players notch triple-doubles in the same season -- Central Michigan (2010-11), Georgia State (2009-10), UAB (2001-02)

Other Records**Most Minutes Played**

Season 1,172, Jasmine Thomas, 2010-11
 Career 4,285, Alana Beard, 2001-04

Most Games Played

Season 37, seven tied in 2002-03
 Career 142, Mistie Williams, 2003-06

Most Games Started

Season 37, three tied in 2002-03
 Career 136, Alana Beard, 2001-04

Most Consecutive Free Throws Made

56, Lexie Brown, 2016-17

Most Consecutive Free Throws Made to Start Career

14, Sierra Calhoun, 2014-15

Most Points Scored In A Half (2nd)

29, Alana Beard at Maryland, 1-14-01

Most Points Scored In Overtime

15, Monique Currie at Miami, 2-19-06

Most Assists In A Half (1st)

11, Monique Currie vs. Ga. Tech, 2-7-04

Seeing Double**Double Figure Scoring Records**

Most in a Career
 127, Alana Beard, 2001-04

Most in a Season

36, Alana Beard, 2002-03

Most Consecutive

67, Chris Moreland, 12-19-85 through 1-19-88

Most Consecutive Games With 20 or More Points

11, Chris Moreland, 12-19-85 through 1-25-86

Double Figure Rebounding Records

Most in a Career
 74, Chris Moreland, 1985-88

Most in a Season

24, Chris Moreland, 1985-86 & 1987-88

Most Consecutive

15, Chris Moreland, 1/25/86-11/29/86

Points in a Game

- 43 Monique Currie at Miami, 2-19-06 (2OT)
- 41 Alana Beard at Virginia, 1-9-03
- 37 Ali Day vs. Alabama, 3-18-95
- 37 Sue Harnett at VCU, 12-10-88
- 36 Katie Meier at N.C. State, 2-3-87
- 35 Alana Beard vs. Maryland, 1-2-02
- 35 Michele Van Gorp at Clemson, 2-14-99
- 35 Carey Kauffman vs. UNCA, 11-30-94
- 34 Lexie Brown vs. NC State, 1-7-18
- 34 Chris Moreland vs. Radford, 1-4-86
- 34 Chris Moreland vs. NWS, 3-21-86
- 34 Chris Moreland vs. Indiana St., 12-30-85
- 33 Azurá Stevens at Clemson, 1-21-16
- 33 Elizabeth Williams at North Carolina, 1-25-15
- 33 Alana Beard at Maryland, 1-14-01
- 32 Lexie Brown vs. Old Dominion, 11-22-16
- 32 Azurá Stevens vs. Army, 11-22-15
- 32 Kira Orr vs. N.C. State, 2-12-97
- 31 Rebecca Greenwell vs. UNC, 2-25-18
- 31 Rebecca Greenwell at Pepperdine, 11-27-16
- 31 Monique Currie vs. Maryland, 2-13-06
- 31 Alana Beard at North Carolina, 2-14-04
- 31 Payton Black at Richmond 12-8-96
- 31 Ali Day vs. Florida State, 1-28-95
- 31 Chris Moreland vs. UNCW, 2-23-85
- 31 Stacy Hurd at Wake Forest, 12-8-80

Field Goals Made

- 16 Alana Beard vs. Virginia, 1-9-03
- 16 Sue Harnett vs. VCU, 12-10-88
- 15 Michele Van Gorp vs. Clemson, 2-14-99
- 15 Katie Meier vs. N.C. State, 2-3-87
- 15 Alana Beard vs. Maryland, 1-2-02
- 14 Ten tied - most recent
Azurá Stevens vs. Army, 11-22-15

Field Goals Attempted

- 30 Alana Beard vs. Virginia, 1-9-03
- 26 Iciss Tillis vs. Florida State, 1-26-03
- 26 Iciss Tillis at North Carolina, 1-20-03
- 25 Elizabeth Williams at North Carolina, 1-25-15
- 25 Sue Harnett vs. VCU, 12-10-88
- 25 Stacy Hurd vs. Vanderbilt, 3-13-82
- 24 Jasmine Thomas vs. Kentucky, 1-4-11
- 24 Alana Beard at Connecticut, 1-3-04
- 24 Alana Beard vs. Tennessee, 4-6-03
- 24 Chris Moreland vs. DePaul, 11-29-86
- 24 Tara McCarthy at UNC-Greens., 1-16-79

Field Goal Percentage

- 1.000 (12-12) Sheana Mosch vs. Clem., 1-28-01
- 1.000 (10-10) Elizabeth Williams vs. USC, 12-11-11
- 1.000 (9-9) Tyish Hall vs. Okla. State, 3-16-95
- 1.000 (9-9) Kathy Friend vs. UNC, 2-24-78
- 1.000 (8-8) Payton Black vs. FSU, 12-6-95
- 1.000 (8-8) Tyish Hall vs. VCU, 11-15-95
- 1.000 (8-8) Alison Day vs. ECU, 1-5-94
- 1.000 (8-8) Stacy Hurd vs. Clemson, 1-29-83

Three-Point Field Goals Made

- 8 Miela Goodchild at Notre Dame, 2-21-19
- 8 Rebecca Greenwell at Pepperdine, 11-27-16
- 7 Rebecca Greenwell vs. UNC, 2-25-18
- 7 Haley Gorecki at UNC, 1-21-18
- 7 Haley Gorecki at Virginia Tech, 1-18-18
- 7 Lexie Brown vs. NC State, 1-7-18
- 7 Jessica Foley vs. Georgia Tech, 1-17-05
- 7 Nicole Erickson vs. Clemson, 1-14-99
- 6 Eighteen tied - most recent
Miela Goodchild vs. East Carolina, 12-5-20

Three-Point Field Goals Attempted

- 16 Rebecca Greenwell at Pepperdine, 11-27-16
- 15 Rebecca Greenwell vs. UNC, 2-25-18
- 15 Haley Gorecki at Virginia Tech, 1-18-18
- 14 Miela Goodchild at Notre Dame, 2-21-19
- 14 Rebecca Greenwell vs. FSU, 2-19-18
- 13 Sara Anastasieska vs. WCU, 11-29-20
- 13 Haley Gorecki at Georgia Tech, 1-10-19
- 13 Lexie Brown vs. NC State, 1-7-18
- 13 Kira Orr vs. Illinois, 3-16-97
- 12 Haley Gorecki vs. Missouri, 11-25-18
- 12 Rebecca Greenwell vs. Longwood, 11-15-16
- 12 Jessica Foley vs. Georgia Tech, 1-17-05
- 12 Nicole Erickson vs. Clemson, 1-14-99
- 12 Kira Orr vs. North Carolina, 1-18-97
- 12 Abby Waner vs. North Carolina, 2-9-09

Free Throws Made

- 15 Monique Currie at Miami, 2-19-06 (2OT)
- 15 Nicole Johnson vs. Wake Forest, 2-26-92
- 14 Haley Gorecki vs. Florida State, 2-16-20
- 14 Georgia Schweitzer vs. WFU, 3-2-01
- 14 Tara McCarthy vs. North Carolina, 12-7-78
- 14 Monique Currie vs. UNC, 3-4-02
- 13 Nine tied - most recent
Haley Gorecki at FGCU, 12-29-19

Free Throws Attempted

- 22 Tara McCarthy vs. North Carolina, 2-24-78
- 20 Katie Meier vs. Virginia, 1-16-90
- 20 Tara McCarthy vs. North Carolina, 2-24-78
- 19 Chris Moreland vs. Howard, 11-30-87
- 19 Chris Moreland vs. Georgia Tech, 1-25-86
- 18 Nicole Johnson vs. Wake Forest, 2-26-92
- 18 Tara McCarthy vs. North Carolina, 12-7-78
- 17 Barb Krause vs. Colorado, 1-5-80
- 16 Haley Gorecki vs. Florida State, 2-16-20
- 16 Haley Gorecki at Boston College, 1-31-19
- 16 Monique Currie at Miami, 2-19-06
- 16 Monique Currie vs. Kansas St., 11-27-04
- 16 Georgia Schweitzer vs. WFU, 3-2-01
- 16 Katie Meier at Wake Forest, 1-24-90
- 16 Jennifer Chestnut vs. Clemson, 3-4-83

Free Throw Percentage

(Minimum 10 attempts)

- 1.000 (14-14) Monique Currie vs. UNC, 3-4-02
- 1.000 (13-13) Alison Bales vs. Clemson, 2-25-07
- 1.000 (13-13) Robin Baker at Ga. Tech, 1-26-91
- 1.000 (12-12) Nicole Erickson vs. UNC, 2-12-98
- 1.000 (11-11) Lexie Brown vs. High Point, 11-16-17
- 1.000 (11-11) Nicole Erickson vs. ODU, 3-20-99
- 1.000 (11-11) Lauren Rice vs. UConn, 11-13-98
- 1.000 (11-11) Chris Moreland vs. WTS., 3-20-86
- 1.000 (10-10) Haley Gorecki vs. Troy, 11-24-19
- 1.000 (10-10) Kira Orr vs. N.C. State, 2-12-97
- 1.000 (10-10) Kristina Meiman vs. UWM, 12-3-94
- 1.000 (10-10) Jenni Kraft at UConn, 12-9-88

Total Rebounds

- 24 Barb Krause vs. Catawba, 1-10-79
- 23 Barb Krause vs. Georgia Tech, 1-13-79
- 20 Elizabeth Williams vs. Oklahoma, 12-17-14
- 20 Haley Peters vs. USC Upstate, 11-14-13
- 20 Alana Beard vs. North Carolina, 3-10-03
- 20 Chris Moreland at UNC, 2-20-88
- 19 Carey Kauffman vs. UNCA, 11-30-94
- 19 Chris Moreland at George Mason, 11-30-85
- 19 Chris Moreland vs. Washington, 12-27-85
- 19 Chris Moreland vs. Ga. Tech, 1-15-88
- 19 Tracey Christopher at GT, 1-15-88

Offensive Rebounds

- 13 Carey Kauffman vs. UNC Asheville, 11-30-94
- 11 Bridgette Mitchell vs. Northeastern, 11-11-06
- 10 Jade Williams vs. W. Carolina, 11-29-20
- 10 Alana Beard vs. North Carolina, 3-10-03
- 9 Azurá Stevens vs. Virginia, 3-3-16
- 9 Elizabeth Williams vs. Oklahoma, 12-17-14
- 9 Carrem Gay vs. North Carolina, 3-1-09
- 9 Carrem Gay vs. Southern Cal, 12-19-08
- 9 Peppi Browne vs. N.C. State, 1-20-99
- 8 Eleven tied - most recent
Leaonna Odom vs. Penn, 11-29-19

Defensive Rebounds

- 15 Haley Peters vs. USC Upstate, 11-14-13
- 13 Haley Gorecki at Boston College, 1-31-19
- 13 Rebecca Greenwell vs. UNC, 2-25-18
- 12 Azurá Stevens vs. Texas A&M, 11-18-15
- 12 Tricia Liston vs. Virginia, 1-16-14
- 12 Alison Bales vs. Maryland, 2-18-07
- 12 Alison Bales vs. North Carolina, 2-8-07
- 12 Chante Black vs. Clemson, 2-17-05
- 12 Monique Currie vs. North Carolina, 1-11-04
- 11 Twenty-Two tied - most recent
O. Akinbode-James vs. Longwood, 11-25-20

Assists

- 15 Alexis Jones at Florida State, 1-23-14
- 15 Cheslea Gray vs. Clemson, 1-10-13
- 13 Kyra Lambert at UNC, 2-26-17
- 13 Ka'lia Johnson at Old Dominion, 11-20-14
- 13 Chelsea Gray at Marquette, 11-24-13
- 13 Chelsea Gray vs. Pittsburgh, 12-4-11
- 12 Lexie Brown at Pepperdine, 11-26-16
- 12 Chelsea Gray at Vanderbilt, 3-20-12
- 12 Monique Currie vs. Ga. Tech, 2-7-04
- 12 Katie Meier vs. N.C. State, 1-10-90
- 12 Leigh Morgan at California, 12-27-87

Steals

- 10 Alexis Jones vs. Notre Dame, 2-2-14
- 10 Abby Waner vs. Utah Valley, 12-18-07
- 9 Chelsea Gray vs. Clemson, 1-24-13
- 9 Missy Anderson vs. Drake, 12-28-92
- 9 Kim Matthews vs. Davidson, 2-2-79
- 8 Lexie Brown at Miami, 12-31-17
- 8 Lexie Brown vs. UNC Greensboro, 12-7-17
- 8 Lexie Brown vs. Longwood, 11-15-16
- 8 Chelsea Gray vs. St. John's, 3-24-12
- 8 Lindsey Harding vs. Tennessee, 1-23-06
- 8 Peppi Browne vs. Georgia Tech, 1-4-98
- 8 Katie Meier vs. San Jose St., 12-29-87
- 8 Katie Meier vs. Howard, 11-30-87
- 8 Kim Matthews vs. Guilford, 12-4-78
- 8 Chante Black, vs. Quinnipiac, 12-28-08

Blocked Shots

- 12 Elizabeth Williams at Wake Forest, 1-6-12*
- 11 Sarah Sullivan vs. Richmond, 1-22-83
- 9 Elizabeth Williams vs. Albany, 3-20-15
- 9 Alison Bales vs. Penn State, 11-21-06
- 8 Azurá Stevens vs. Winthrop, 11-15-15
- 8 Elizabeth Williams at Boston College, 2-9-12
- 8 Krystal Thomas at Charlotte, 11-27-10
- 8 Alison Bales vs. Connecticut, 3-28-06
- 8 Alison Bales at UNC, 2-25-06
- 8 Alison Bales vs. UNC, 2-27-05
- 8 Alison Bales at Ball State, 12-20-04

Charges Taken

1. 4 Chelsea Gray vs. Alabama, 11-17-13
- 4 Rochelle Parent vs. Clemson, 12-9-00
3. 3 Kyra Lambert vs. Boston College, 3-6-20
- 3 Onome Akinbode-James at UNC, 2-27-20
- 3 Chelsea Gray at Syracuse, 1-9-14
- 3 Chelsea Gray at Boston College, 1-6-13
- 3 Rochelle Parent, many times

Points off the Bench

1. 29 Tricia Liston vs. Wake Forest, 2-17-13
2. 28 Nicole Erickson vs. Clemson, 1-14-99
- 28 Jenni Kraft vs. Cleveland State, 12-2-88
4. 27 Tyish Hall at Clemson, 1-23-94
- 27 Nicole Johnson vs. Wake Forest, 2-26-92
6. 26 Zeki Blanding vs. UNC Asheville, 12-11-91
- 26 Chris Moreland at Hofstra, 12-27-86
8. 25 Karima Christmas vs. Maryland, 2-21-10
- 25 Jennifer Scanlon vs. FSU, 1-3-93
- 25 Dana McDonald at N.C. State, 1-9-91
- 25 Jenni Kraft at Wake Forest, 2-27-89
- 25 Sue Harnett at Georgia Tech, 2-7-87
- 25 Stacy Hurd vs. Clemson, 3-4-83

Points vs. a Top 25 Team

1. 37 Ali Day vs. #13/15 Alabama, 3-18-95
2. 36 Katie Meier vs. #13/15 N.C. State, 2-3-87
3. 35 Michele Van Gorp vs. #19/19 Clemson, 2-14-99
4. 33 Elizabeth Williams vs. #12/11 North Carolina, 1-25-15
5. 31 Monique Currie vs. #4/6 Maryland, 2-13-06
- 31 Alana Beard vs. #15/14 North Carolina, 2-14-04
7. 30 Lexie Brown vs. #9/12 FSU, 2-19-18
- 30 Sheana Mosch vs. #15/16 Clemson, 1-28-01
- 30 Kira Orr vs. #13/15 Alabama, 3-18-95
10. 29 Lexie Brown vs. #17/16 Va. Tech, 1-19-17
- 29 Rebecca Greenwell vs. #3/3 South Carolina, 12-4-16
- 29 Jasmine Thomas vs. #3/3 Ohio State, 12-3-09
- 29 Lindsey Harding vs. #6/6 Maryland, 2-18-07
- 29 Alana Beard vs. #4/4 Tennessee, 4-6-03

Points vs. a Top 10 Team

1. 31 Monique Currie vs. #4/6 Maryland, 2/13/06
2. 30 Lexie Brown vs. #9/12 FSU, 2-19-18
3. 29 Rebecca Greenwell vs. #3/3 South Carolina, 12-4-16
- 29 Jasmine Thomas vs. #3/3 Ohio State, 12-3-09
- 29 Lindsey Harding vs. #6/6 Maryland, 2-18-07
- 29 Alana Beard vs. #4/4 Tennessee, 4-6-03
7. 28 Tricia Liston vs. #5/6 Kentucky, 12-22-13
- 28 Chelsea Gray vs. #7/7 Maryland, 2-11-13
- 28 Lindsey Harding vs. #1/1 Maryland, 1-13-07
- 28 Alana Beard vs. #7/8 Texas Tech, 3-31-03
- 28 Michele Van Gorp vs. #7/6 North Carolina, 1-22-99
- 28 Sue Harnett vs. #8/8 Maryland, 1-14-89

Points vs. a Top 5 Team

1. 31 Monique Currie vs. #4/6 Maryland, 2/13/06
2. 29 Rebecca Greenwell vs. #3/3 South Carolina, 12-4-16
- 29 Jasmine Thomas vs. #3/3 Ohio State, 12-3-09
- 29 Alana Beard vs. #4/4 Tennessee, 4-6-03
5. 28 Tricia Liston vs. #5/6 Kentucky, 12-22-13
- 28 Lindsey Harding vs. #1/1 Maryland, 1-13-07
7. 27 Nicole Erickson vs. #5/5 North Carolina, 2-12-97
8. 26 Miela Goodchild at #5/5 Notre Dame, 2-21-19
- 26 Monique Currie vs. #4/3 North Carolina, 3-7-05
- 26 Alana Beard vs. #2/2 Connecticut, 2-1-03
11. 25 Haley Gorecki at #3/4 Louisville, 1-4-18
- 25 Dana McDonald vs. #3/4 N.C. State, 1-9-91

Points vs. a Top 3 Team

1. 29 Rebecca Greenwell vs. #3/3 South Carolina, 12-4-16
- 29 Jasmine Thomas vs. #3/3 Ohio State, 12-3-09
3. 28 Lindsey Harding vs. #1/1 Maryland, 1-13-07
4. 26 Monique Currie vs. #4/3 North Carolina, 3-7-05
- 26 Alana Beard vs. #2/2 Connecticut, 2-1-03
6. 25 Haley Gorecki at #3/4 Louisville, 1-4-18
- 25 Dana McDonald vs. #3/4 N.C. State, 1-9-91
8. 23 Chelsea Gray vs. #2/2 Stanford, 3-26-12
- 23 Traci Williams vs. #3/4 N.C. State, 1-9-91
10. 22 Monique Currie vs. #3/3 Maryland, 4-4-06
- 22 Georgia Schweitzer vs. #2/2 Tennessee, 3-22-99
- 22 Michele Van Gorp vs. #3/3 Tennessee, 12-6-98
- 22 Chris Moreland vs. #3/3 Virginia, 2-1-86

Highest Scoring Duos

1. 67 Ali Day (37) & Kira Orr (30) vs. Alabama, 3-18-95
2. 58 Chris Moreland (31) & Candy Mikels (27) vs. UNCW, 2-23-85
3. 57 Rebecca Greenwell (30) & Lexie Brown (27) vs. Longwood, 11-15-16
4. 56 Lexie Brown (32) & Rebecca Greenwell (24) vs. Old Dominion 11-22-16
- 56 Katie Meier (30) & Chris Moreland (26) vs. N.C. State, 2-3-87
6. 55 Monique Currie (43) & Mistie Williams (12) vs. Miami, 2-19-06
- 55 Monique Currie (30) & Alana Beard (25) vs. North Carolina, 2-4-02
- 55 Alana Beard (35) & Iciss Tillis (20) vs. Maryland, 1-2-02
- 55 Carey Kauffman (35) & Alison Day (20) vs. UNC Asheville, 11-30-94
10. 54 Alana Beard (31) & Monique Currie (23) vs. North Carolina, 1-24-02
- 54 Kira Orr (32) & Hilary Howard (22) vs. N.C. State, 2-12-97

Most Three-Pointers Made in Starting Debut

1. 4 Windsor Coggeshall at UNCG, 11-24-95
- 4 Nicole Erickson vs. UNCG, 11-19-97
- 4 Jayda Adams vs. Wake Forest, 1-24-19
- 4 Tricia Liston at Virginia, 2-24-11

Most Points in a Season Opener

1. 30 Chris Moreland vs. NC Central, 11-20-84
2. 28 Rebecca Greenwell at Liberty, 11-11-16
- 28 Chante Black at Oklahoma State, 11-14-08
- 28 Katie Meier vs. Illinois, 11-25-89
5. 27 Katie Meier vs. Wisconsin, 11-27-87
6. 26 Katie Meier vs. Florida, 11-28-86
7. 23 Zeki Blanding vs. Montana, 11-26-94
8. 23 Sue Harnett vs. Eastern Washington, 11-25-88
9. 22 Chelsea Gray at California, 11-10-13
10. 22 Alana Beard vs. East Carolina, 11-22-02
11. 21 Jaida Patrick vs. Longwood, 11-25-20
- 21 Tyish Hall vs. VCU, 11-15-95
- 21 Jennifer Scanlon vs. Morgan State, 11-26-93
- 21 Chris Moreland vs. Wisconsin, 11-27-87
- 21 Chris Moreland vs. Maryland-East. Shore, 11-23-85

* Duke and ACC Records

Points

1.	813	Alana Beard, 2002-03
2.	694	Alana Beard, 2001-02
3.	691	Chris Moreland, 1985-86
4.	671	Alana Beard, 2003-04
5.	641	Lexie Brown, 2017-18
6.	630	Monique Currie, 2004-05
7.	622	Lexie Brown, 2016-17
8.	610	Michele Van Gorp, 1998-99
9.	603	Tricia Liston, 2013-14
10.	586	Chris Moreland, 1986-87

Scoring Average

1.	23.0	Chris Moreland, 1985-86
2.	22.0	Alana Beard, 2002-03
3.	20.9	Chris Moreland, 1986-87
4.	19.8	Alana Beard, 2001-02
5.	19.7	Alana Beard, 2003-04
6.	19.5	Sue Harnett, 1988-89
7.	19.4	Lexie Brown, 2017-18
8.	18.9	Azurá Stevens, 2015-16
	18.9	Katie Meier, 1989-90
10.	18.5	Haley Gorecki, 2019-20

Field Goals Made

1.	294	Alana Beard, 2002-03
2.	275	Alana Beard, 2001-02
3.	258	Michele Van Gorp, 1998-99
4.	254	Chris Moreland, 1985-86
5.	242	Alana Beard, 2003-04
6.	221	Lexie Brown, 2017-18
7.	219	Chris Moreland, 1986-87
8.	218	Monique Currie, 2004-05
9.	216	Tyish Hall, 1995-96
10.	215	Elizabeth Williams, 2012-13

Field Goals Attempted

1.	558	Alana Beard, 2002-03
2.	513	Jasmine Thomas, 2010-11
3.	489	Monique Currie, 2004-05
4.	488	Alana Beard, 2003-04
5.	481	Alana Beard, 2001-02
6.	477	Lexie Brown, 2017-18
7.	476	iciss Tillis, 2002-03
8.	469	Haley Gorecki, 2018-19
9.	438	Chris Moreland, 1985-86
10.	436	iciss Tillis, 2001-02

Field Goal Percentage

1.	.655	Tyish Hall, 1995-96
2.	.650	Rochelle Parent, 1998-99
3.	.620	Michele Van Gorp, 1998-99
4.	.618	Mistie Bass, 2005-06
5.	.617	Tyish Hall, 1996-97
6.	.611	Mistie Bass, 2003-04
7.	.609	Ali Day, 1993-94
8.	.603	Oderah Chidom, 2013-14
9.	.600	Rochelle Parent, 1997-98
10.	.589	Chris Moreland, 1987-88

Three-Point Field Goals Made

1.	87	Tricia Liston, 2013-14
2.	83	Rebecca Greenwell, 2016-17
3.	80	Tricia Liston, 2012-13
4.	73	Miela Goodchild, 2018-19
	73	Rebecca Greenwell, 2017-18
	73	Lexie Brown, 2016-17
	73	Rebecca Greenwell, 2015-16
8.	72	Rebecca Greenwell, 2014-15
9.	69	Lexie Brown, 2017-18
10.	68	Abby Waner, 2006-07
	68	Jessica Foley, 2004-05

Three-Point Field Goals Attempted

1.	208	Haley Gorecki, 2018-19
	208	Rebecca Greenwell, 2016-17
3.	202	Rebecca Greenwell, 2014-15
4.	191	Jessica Foley, 2004-05
5.	188	Abby Waner, 2007-08
	188	Abby Waner, 2006-07
7.	186	Lexie Brown, 2017-18
8.	184	Abby Waner, 2008-09
9.	183	Lexie Brown, 2016-17
10.	181	Tricia Liston, 2013-14

Three-Point Field Goal Percentage

1.	.539	Jenni Kraft, 1988-89
2.	.481	Tricia Liston, 2013-14
3.	.474	Vicki Krapohl, 2001-02
4.	.474	Haley Peters, 2012-13
5.	.473	Naz Medhanie, 1996-97
6.	.465	Tricia Liston, 2012-13
	.465	Krista Gingrich, 2001-02
8.	.460	Tricia Liston, 2011-12
9.	.459	Karima Christmas, 2008-09
10.	.452	Laura Kurz, 2004-05

Free Throws Made

1.	201	Alana Beard, 2002-03
2.	183	Chris Moreland, 1985-86
3.	168	Monique Currie, 2004-05
4.	167	Katie Meier, 1989-90
5.	166	Haley Gorecki, 2019-20
6.	151	Alana Beard, 2003-04
7.	148	Chris Moreland, 1986-87
8.	138	Monique Currie, 2001-02
9.	132	Chris Moreland, 1987-88
10.	130	Lexie Brown, 2017-18

Free Throws Attempted

1.	267	Chris Moreland, 1985-86
2.	259	Alana Beard, 2002-03
3.	229	Katie Meier, 1989-90
4.	222	Chris Moreland, 1986-87
5.	219	Chris Moreland, 1987-88
6.	215	Monique Currie, 2004-05
7.	194	Haley Gorecki, 2019-20
	194	Alana Beard, 2003-04
9.	179	Monique Currie, 2001-02
10.	167	Elizabeth Williams, 2012-13

Free Throw Percentage

1.	.931	Tricia Liston, 2012-13
2.	.928	Lexie Brown, 2016-17
3.	.900	Jenni Kraft, 1988-89
4.	.885	Nicole Erickson, 1998-99
5.	.877	Rebecca Greenwell, 2016-17
6.	.876	Nicole Erickson, 1997-98
7.	.871	Miela Goodchild, 2018-19
	.871	Jo Harlow, 1982-83
9.	.867	Tricia Liston, 2011-12
10.	.865	iciss Tillis, 2003-04

Rebounds

1.	354	Chris Moreland, 1985-86
2.	343	Chris Moreland, 1987-88
3.	300	Krystal Thomas, 2010-11
4.	294	Chris Moreland, 1986-87
5.	288	Elizabeth Williams, 2014-15
6.	278	Chante Black, 2008-09
7.	273	Haley Peters, 2012-13
	273	iciss Tillis, 2002-03
9.	271	iciss Tillis, 2001-02
	271	Azurá Stevens, 2014-15

Rebounding Average

1.	12.3	Chris Moreland, 1987-88
2.	11.8	Chris Moreland, 1985-86
3.	10.7	Barb Krause, 1978-79
4.	10.5	Chris Moreland, 1986-87
5.	9.7	Barb Krause, 1980-81
6.	9.6	Azurá Stevens, 2015-16
	9.6	Tracey Christopher, 1988-89
8.	9.5	Chris Moreland, 1984-85
9.	9.3	Barb Krause, 1979-80
10.	9.0	Elizabeth Williams, 2014-15

Offensive Rebounds

1.	154	Chris Moreland, 1985-86
2.	143	Chris Moreland, 1987-88
3.	138	Chris Moreland, 1984-85
4.	130	Elizabeth Williams, 2012-13
5.	125	Elizabeth Williams, 2014-15
6.	122	Barb Krause, 1980-81
7.	121	Elizabeth Williams, 2013-14
8.	120	Azurá Stevens, 2014-15
	120	Krystal Thomas, 2010-11
	120	Jennifer Chesnut, 1981-82

Defensive Rebounds

1.	213	Alison Bales, 2006-07
2.	205	iciss Tillis, 2001-02
3.	200	Barb Krause, 1979-80
	200	Barb Krause, 1978-79
	200	Chris Moreland, 1987-88
	200	Jennifer Chesnut, 1983-84
	200	Chris Moreland, 1985-86
8.	194	Chris Moreland, 1986-87
9.	190	Haley Gorecki, 2018-19
10.	185	iciss Tillis, 2002-03

Assists

1.	201	Chelsea Gray, 2011-12
2.	170	Kira Orr, 1995-96
3.	168	Lindsey Harding, 2003-04
4.	156	Lindsey Harding, 2005-06
5.	154	Alana Beard, 2001-02
	154	Wanisha Smith, 2004-05
7.	153	Hilary Howard, 1998-99
8.	149	Hilary Howard, 1996-97
9.	148	Alexis Jones, 2013-14
10.	146	Lexie Brown, 2017-18
	146	Jasmine Thomas, 2009-10

Steals

1.	122	Lexie Brown, 2017-18
2.	114	Alana Beard, 2001-02
3.	106	Alana Beard, 2000-01
4.	104	Alana Beard, 2002-03
5.	100	Jasmine Thomas, 2009-10
6.	96	Lexie Brown, 2016-17
7.	93	Chelsea Gray, 2011-12
8.	89	Chelsea Gray, 2012-13
9.	85	Jasmine Thomas, 2010-11
	85	Abby Waner, 2006-07

Blocked Shots

1.	151	Alison Bales, 2006-07*
2.	134	Alison Bales, 2004-05
3.	120	Alison Bales, 2005-06
4.	116	Elizabeth Williams, 2011-12
5.	108	Elizabeth Williams, 2013-14
6.	107	Elizabeth Williams, 2012-13
7.	95	Elizabeth Williams, 2014-15

Double Doubles

1.	24	Chris Moreland, 1985-86
2.	23	Chris Moreland, 1987-88
3.	16	Chris Moreland, 1986-87
4.	14	Azurá Stevens, 2015-16
5.	13	Barb Krause, 1979-80
6.	12	Katie Meier, 1989-90
7.	11	Iciss Tillis, 2002-03
	11	Sue Harnett, 1990-91
9.	10	Elizabeth Williams, 2014-15
	10	Azurá Stevens, 2014-15
	10	Haley Peters, 2012-13
	10	Chante Black, 2008-09
	10	Carey Kauffman, 1994-95
	10	Tracey Christopher, 1988-89

Games with 20 or More Points

1.	23	Alana Beard, 2002-03
	23	Chris Moreland, 1985-86
3.	19	Alana Beard, 2003-04
	19	Chris Moreland, 1986-87
5.	18	Alana Beard, 2001-02
6.	16	Lexie Brown, 2017-18
	16	Lexie Brown, 2016-17
	16	Tricia Liston, 2013-14
9.	14	Katie Meier, 1989-90
	14	Sue Harnett, 1988-89

Double-Figure Assists

1.	4	Chelsea Gray, 2011-12
2.	3	Chelsea Gray, 2012-13
3.	2	Haley Gorecki, 2018-19
	2	Chelsea Gray, 2013-14
	2	Alexis Jones, 2013-14
	2	Hilary Howard, 1998-99
	2	Hilary Howard, 1996-97
	2	Leigh Morgan, 1988-89
	2	Katie Meier, 1986-87
	2	Patti Thomasson, 1979-80

Double-Figure Rebound Games

1.	23	Chris Moreland, 1987-88
2.	22	Chris Moreland, 1985-86
3.	16	Chris Moreland, 1986-87
4.	14	Azurá Stevens, 2015-16
	14	Traci Christopher, 1988-89
6.	13	Haley Peters, 2012-13
	13	Barb Krause, 1979-80
8.	12	Elizabeth Williams, 2014-15
	12	Azurá Stevens, 2014-15
10.	11	Iciss Tillis, 2002-03
	11	Chante Black, 2004-05
	11	Krystal Thomas, 2010-11

Assist/Turnover Ratio

1.	2.67 (A-80/T-30)	Vicki Krapohl (2003-04)
2.	2.22 (122/55)	Chelsea Gray (2013-14)
3.	2.21 (168/76)	Lindsey Harding (2003-04)
4.	2.18 (140/64)	Hilary Howard (1997-98)
5.	2.14 (94/44)	Vicki Krapohl (2001-02)
6.	2.12 (91/43)	Hilary Howard (1995-96)
7.	2.10 (124/59)	Lindsey Harding (2002-03)
8.	2.06 (136/66)	Chelsea Gray (2012-13)
9.	2.00 (116/58)	Kyra Lambert (2016-17)
10.	1.94 (122/73)	Jessica Foley (2004-05)

Minutes

1.	1172	Jasmine Thomas, 2010-11
2.	1171	Rebecca Greenwell, 2014-15
3.	1168	Jasmine Thomas, 2009-10
4.	1165	Lexie Brown, 2017-18
5.	1164	Alana Beard, 2001-02
6.	1163	Wanisha Smith, 2004-05
7.	1161	Alana Beard, 2002-03
8.	1153	Lexie Brown, 2016-17
9.	1151	Kira Orr, 1995-96
10.	1143	Rebecca Greenwell, 2016-17

Minutes Per Game

1.	36.5	Haley Gorecki, 2019-20
2.	36.0	Haley Gorecki, 2018-19
	36.0	Katie Meier, 1989-90
4.	35.5	Leigh Morgan, 1989-90
5.	35.3	Lexie Brown, 2017-18
6.	34.9	Kira Orr, 1995-96
7.	34.6	Jo Harlow, 1983-84
8.	34.4	Rebecca Greenwell, 2014-15
9.	34.3	Hilary Howard, 1996-97
10.	33.9	Lexie Brown, 2016-17
	33.9	Kira Orr, 1996-97

Charges Taken

1.	51	Rochelle Parent, 2000-01
2.	20	Rochelle Parent, 1999-00
3.	19	Alana Beard, 2003-04
4.	18	Chelsea Gray, 2013-14
	18	Chelsea Gray, 2012-13
	18	Alana Beard, 2002-03
7.	16	Mistie Bass, 2002-03
8.	13	Faith Suggs, 2018-19

Consecutive Games with 20+ Points

1.	8	Alana Beard, 2002-03
	8	Alana Beard, 2001-02
3.	6	Tricia Liston, 2013-14
	6	Alana Beard, 2003-04
5.	5	Lexie Brown, 2017-18
	5	Alana Beard, 2002-03
7.	4	Lexie Brown, 2016-17
	4	Sheana Mosch, 2000-01
	4	Payton Black, 1996-97

Games with 30+ Points

1.	3	Lexie Brown, 2017-18
	3	Chris Moreland, 1985-86
3.	2	Rebecca Greenwell, 2016-17
	2	Azurá Stevens, 2015-16
	2	Monique Currie, 2004-05
	2	Alana Beard, 2001-02, 2003-04
	2	Tyish Hall, 1995-96
	2	Alison Day, 1994-95
	2	Kira Orr, 1994-95
	2	Sue Harnett, 1988-89
	2	Chris Moreland, 1984-85

Games Started

1.	37	Alana Beard, 2002-03
	37	Vicki Krapohl, 2002-03
	37	Iciss Tillis, 2002-03
	37	Lindsey Harding, 2002-03
	37	Sheana Mosch, 2002-03
	37	Wynter Whitley, 2002-03
7.	36	Mistie Bass, 2004-05
	36	Joy Cheek, 2009-10
	36	Monique Currie, 2004-05
	36	Hilary Howard, 1998-99

Games Played

1.	37	Alana Beard, 2002-03
	37	Vicki Krapohl, 2002-03
	37	Iciss Tillis, 2002-03
4.	36	Mistie Bass, 2004-05
	36	Joy Cheek, 2009-10
	36	Monique Currie, 2004-05
	36	Hilary Howard, 1998-99
	36	Alexis Jones, 2012-13
	36	Michele Matyasovsky, 2002-03
	36	Haley Peters, 2012-13

**Fastest Players to 1,000 Points
(Number of games played)**

1.	50	Chris Moreland
2.	53	Lexie Brown
3.	56	Alana Beard
4.	62	Katie Meier
5.	67	Rebecca Greenwell
6.	69	Elizabeth Williams
7.	73	Sue Harnett
8.	74	Monique Currie
9.	76	Stacy Hurd
10.	77	Haley Gorecki
10.	84	Iciss Tillis
11.	86	Jenn Scanlon
12.	89	Abby Waner
13.	92	Connie Goins
	92	Jasmine Thomas
15.	94	Carey Kauffman
16.	95	Ali Day
	95	Georgia Schweitzer

40-Minute Games

1.	6	Leigh Morgan, 1989-90
2.	5	Haley Gorecki, 2019-20
	5	Georgia Schweitzer, 2000-01
	5	Kira Orr, 1995-96
	5	Kira Orr, 1994-95
6.	4	Alana Beard, 2001-02
	4	Ali Day, 1994-95
	4	Katie Meier, 1989-90
9.	3	Georgia Schweitzer, 1999-00
	3	Jennifer Scanlon, 1994-95
	3	Robin Baker, 1990-91
	3	Leigh Morgan, 1987-88
	3	Maura Hertzog, 1984-85
	3	Barb Krause, 1980-81

Points

1. 2,687 Alana Beard, 2001-04
2. 2,232 Chris Moreland, 1985-88
3. 2,122 Monique Currie, 2002-06
4. 1,955 Elizabeth Williams, 2012-15
5. 1,874 Rebecca Greenwell, 2015-18
6. 1,785 Sue Harnett, 1987-91
7. 1,761 Katie Meier, 1986-90
8. 1,712 Iciss Tillis, 2001-04
9. 1,704 Jasmine Thomas, 2008-11
10. 1,664 Tricia Liston, 2011-14
11. 1,620 Georgia Schweitzer, 1998-01
12. 1,438 Chante Black, 2005-09
13. 1,409 Mistie Bass, 2003-06
14. 1,408 Abby Waner, 2006-09
15. 1,388 Kira Orr, 1994-97
16. 1,387 Leaonna Odom, 2017-20
17. 1,384 Haley Gorecki, 2016-20
18. 1,377 Jennifer Scanlon, 1993-96
19. 1,367 Haley Peters, 2011-14
20. 1,312 Payton Black, 1996-99
21. 1,298 Lindsey Harding, 2003-07
22. 1,286 Tyish Hall, 1994-97
23. 1,283 Sheana Mosch, 2000-03
24. 1,263 Lexie Brown, 2018-19
25. 1,256 Wanisha Smith, 2005-08
26. 1,241 Stacy Hurd, 1981-84
27. 1,235 Ali Day, 1993-96
28. 1,228 Carey Kauffman, 1992-95
29. 1,210 Chelsea Gray, 2011-14
30. 1,148 Joy Cheek, 2006-09
31. 1,140 Connie Goins, 1983-86
32. 1,132 Peppi Browne, 1997-00
33. 1,075 Alison Bales, 2004-07
34. 1,052 Karima Christmas, 2007-11
35. 1,023 Jennifer Chestnut, 1981-84

Scoring Average (2-year minimum)

1. 20.1 Chris Moreland, 1985-88
2. 19.8 Alana Beard, 2001-04
3. 18.9 Lexie Brown, 2018-19
4. 16.2 Azurá Stevens, 2015-16
- 16.2 Katie Meier, 1986-90
6. 15.3 Sue Harnett, 1987-91
7. 15.2 Monique Currie, 2002-06
8. 14.9 Rebecca Greenwell, 2015-18
9. 14.4 Elizabeth Williams, 2012-15
10. 14.3 Haley Gorecki, 2016-20

Field Goals Made

1. 1,005 Alana Beard, 2001-04
2. 828 Chris Moreland, 1985-88
3. 791 Elizabeth Williams, 2012-15
4. 749 Monique Currie, 2002-06
5. 727 Sue Harnett, 1987-91
6. 673 Iciss Tillis, 2001-04
7. 653 Katie Meier, 1986-90
8. 639 Rebecca Greenwell, 2015-18
9. 629 Jasmine Thomas, 2008-11
10. 599 Leaonna Odom, 2017-20

Field Goals Attempted

1. 1,906 Alana Beard, 2001-04
2. 1,674 Jasmine Thomas, 2008-11
3. 1,592 Monique Currie, 2002-06
4. 1,575 Elizabeth Williams, 2012-15
5. 1,537 Iciss Tillis, 2001-04
6. 1,482 Rebecca Greenwell, 2015-18
7. 1,448 Chris Moreland, 1985-88
8. 1,385 Sue Harnett, 1987-91

9. 1,374 Katie Meier, 1986-90
10. 1,283 Abby Waner, 2006-09

Field Goal Percentage (2-year minimum)

1. .630 Tyish Hall, 1994-97
2. .599 Michele Van Gorp, 1998-99
3. .580 Rochelle Parent, 1997-01
4. .572 Chris Moreland, 1985-88
5. .567 Mistie Bass, 2003-06
6. .554 Oderah Chidom, 2014-17
7. .545 Payton Black, 1996-99
8. .543 Carrem Gay, 2006-09
9. .537 Ali Day, 1993-96
- .537 Barb Krause, 1979-81

Three-Point Field Goals Made

1. 301 Rebecca Greenwell, 2015-18
2. 252 Tricia Liston, 2011-14
3. 222 Abby Waner, 2006-09
4. 202 Georgia Schweitzer, 1998-01
5. 180 Jasmine Thomas, 2008-11
6. 175 Jessica Foley, 2003-06
7. 171 Vicki Krapohl, 2001-04
8. 170 Haley Gorecki, 2016-20
9. 159 Jennifer Scanlon, 1993-96
10. 142 Lexie Brown, 2017-18

Three-Point Field Goals Attempted

1. 755 Rebecca Greenwell, 2015-18
2. 691 Abby Waner, 2006-09
3. 549 Tricia Liston, 2011-14
4. 538 Jasmine Thomas, 2008-11
5. 526 Haley Gorecki, 2016-20
6. 504 Georgia Schweitzer, 1998-01
7. 490 Jessica Foley, 2003-06
8. 420 Jennifer Scanlon, 1993-96
9. 416 Kira Orr, 1994-97
10. 403 Vicki Krapohl, 2001-04

Three-Point Field Goal Percentage (2-year minimum/100 attempts)

1. .459 Tricia Liston, 2011-14
2. .448 Laura Kurz, 2005-06
3. .429 Ali Day, 1993-96
4. .424 Vicki Krapohl, 2001-04
5. .401 Georgia Schweitzer, 1998-01
6. .399 Rebecca Greenwell, 2015-18
7. .395 Nicole Erickson, 1998-99
- .395 Kristina Meiman, 1991-94
9. .394 Miela Goodchild, 2019-Present
- .394 Haley Peters, 2011-14

Free Throws Made

1. 582 Alana Beard, 2001-04*
2. 576 Chris Moreland, 1985-88
3. 538 Monique Currie, 2002-06
4. 447 Katie Meier, 1986-90
5. 372 Elizabeth Williams, 2012-15
6. 346 Sheana Mosch, 2000-03
7. 334 Haley Gorecki, 2016-20
8. 331 Sue Harnett, 1987-91
9. 308 Chante Black, 2005-09
10. 300 Monika Kost, 1988-91

Free Throws Attempted

1. 868 Chris Moreland, 1985-88
2. 752 Alana Beard, 2001-04
3. 688 Monique Currie, 2002-06
4. 624 Katie Meier, 1986-90
5. 601 Elizabeth Williams, 2012-15
6. 484 Sue Harnett, 1987-91
7. 474 Monika Kost, 1988-91

8. 459 Mistie Bass, 2003-06
9. 451 Chante Black, 2005-09
10. 443 Payton Black, 1996-99

Free Throw Percentage (2-year minimum/100 attempts)

1. .880 Nicole Erickson, 1998-99
2. .875 Lexie Brown, 2017-18
3. .856 Tricia Liston, 2011-14
4. .821 Jessica Foley, 2003-06
5. .819 Rebecca Greenwell, 2015-18
6. .814 Chelsea Gray, 2011-14
7. .798 Ali Day, 1993-96
8. .794 Kristina Meiman, 1992-96
- .794 Sheana Mosch, 2000-03
10. .792 Alexis Jones, 2013-14

Rebounds

1. 1229 Chris Moreland, 1985-88
2. 1078 Elizabeth Williams, 2012-15
3. 995 Chante Black, 2005-09
4. 946 Iciss Tillis, 2001-04
5. 899 Sue Harnett, 1987-91
6. 874 Monique Currie, 2002-06
7. 826 Haley Peters, 2011-14
8. 804 Alison Bales, 2004-07
9. 800 Mistie Bass, 2003-06
10. 789 Alana Beard, 2001-04

Rebounding Average (2-year minimum)

1. 11.1 Chris Moreland, 1985-88
2. 9.9 Barb Krause, 1979-81
3. 8.8 Azurá Stevens, 2015-16
4. 7.9 Elizabeth Williams, 2012-15
5. 7.7 Sue Harnett, 1987-91
6. 7.4 Jennifer Chestnut, 1981-84
7. 7.3 Chante Black, 2005-09
8. 6.9 Iciss Tillis, 2001-04
9. 6.6 Lisa Warren, 1977-80
10. 6.5 Carey Kauffman, 1991-94

Offensive Rebounds

1. 535 Chris Moreland, 1985-88
2. 494 Elizabeth Williams, 2012-15
3. 386 Chante Black, 2005-09
4. 385 Sue Harnett, 1987-91
5. 352 Mistie Bass, 2003-06
6. 315 Karima Christmas, 2008-11
7. 308 Monique Currie, 2002-06
8. 300 Krystal Thomas, 2007-11
9. 298 Carey Kauffman, 1992-95
10. 286 Tyish Hall, 1994-97

Defensive Rebounds

1. 694 Chris Moreland, 1985-88
2. 673 Iciss Tillis, 2001-04
3. 609 Chante Black, 2005-09
4. 598 Alison Bales, 2004-07
5. 584 Elizabeth Williams, 2012-15
6. 566 Monique Currie, 2002-06
7. 556 Haley Peters, 2011-14
8. 527 Alana Beard, 2001-04
9. 522 Barb Krause, 1979-81
10. 514 Sue Harnett, 1987-91

Assists

1. 579 Lindsey Harding, 2003-07
2. 545 Chelsea Gray, 2011-14
3. 533 Hilary Howard, 1996-99
4. 509 Alana Beard, 2001-04
5. 496 Wanisha Smith, 2005-08

- 6. 449 Jasmine Thomas, 2008-11
- 7. 445 Kira Orr, 1994-97
- 8. 432 Abby Waner, 2006-09
- 9. 428 Georgia Schweitzer, 1998-01
- 10. 413 Monique Currie, 2002-06

Steals

- 1. 404 Alana Beard, 2001-04
- 2. 313 Abby Waner, 2006-09
- 3. 298 Chelsea Gray, 2011-14
- 4. 287 Jasmine Thomas, 2008-11
- 5. 270 Iciss Tillis, 2001-04
- 6. 261 Lindsey Harding, 2003-07
- 7. 232 Katie Meier, 1986-90
- 8. 228 Monique Currie, 2002-06
- 9. 223 Maura Hertzog, 1982-85
- 10. 218 Lexie Brown, 2017-18

Blocked Shots

- 1. 434 Alison Bales, 2004-07*
- 2. 426 Elizabeth Williams, 2012-15
- 3. 261 Chante Black, 2005-09
- 4. 212 Sarah Sullivan, 1983-87
- 5. 196 Krystal Thomas, 2008-11
- 6. 153 Oderah Chidom, 2014-17
- 7. 152 Azurá Stevens, 2015-16
- 8. 151 Iciss Tillis, 2001-04
- 9. 149 Alana Beard, 2001-04
- 10. 131 Mistie Bass, 2003-06

Double Figure Scoring Games

- 1. 127 Alana Beard, 2001-04
- 2. 118 Monique Currie, 2002-06
- 3. 110 Elizabeth Williams, 2012-15
- 4. 106 Chris Moreland, 1985-88
- 5. 102 Sue Harnett, 1987-91
- 6. 100 Rebecca Greenwell, 2015-18
- 7. 92 Katie Meier, 1986-90
- 8. 88 Iciss Tillis, 2001-04
- 9. 81 Chante Black, 2005-09
- 10. 80 Georgia Schweitzer, 1998-01

Consecutive Double Figure Scoring Games

- 1. 67 Chris Moreland, 1985-86, 1987-88
- 2. 40 Alana Beard, 2001-02, 2002-03
- 3. 39 Azurá Stevens, 2014-15, 2015-16
- 4. 30 Monique Currie, 2003-04, 2004-05
- 30 Sue Harnett, 1987-88, 1988-89
- 6. 27 Chante Black, 2008-09
- 7. 23 Elizabeth Williams, 2012-13
- 8. 22 Katie Meier, 1986-87

Games with 20 or More Points

- 1. 69 Alana Beard, 2001-04
- 2. 61 Chris Moreland, 1985-88
- 3. 33 Lexie Brown, 2017-18
- 4. 32 Katie Meier, 1986-90
- 5. 30 Rebecca Greenwell, 2015-18
- 6. 29 Monique Currie, 2002-06
- 29 Sue Harnett, 1987-91
- 29 Tricia Liston, 2010-14
- 9. 26 Haley Gorecki, 2016-20
- 10. 20 Elizabeth Williams, 2012-15

Games with 30 or More Points

- 1. 6 Alana Beard, 2001-04
- 2. 5 Chris Moreland, 1985-88
- 3. 4 Lexie Brown, 2017-18
- 4 Rebecca Greenwell, 2015-18
- 5. 3 Monique Currie, 2002-06
- 3 Sue Harnett, 1987-91
- 7. 2 Azurá Stevens, 2014-16

- 2 Tyish Hall, 1993-97
- 2 Kira Orr, 1994-97
- 2 Allison Day, 1992-96

Overall Wins

- 1. 128 Lindsey Harding, 2003-07
- 2. 127 Mistie Bass, 2003-06
- 3. 124 Iciss Tillis, 2001-04
- 124 Sheana Mosch, 2000-03
- 5. 123 Alana Beard, 2001-04
- 123 Monique Currie, 2002-06
- 7. 122 Alison Bales, 2004-07
- 8. 121 Michele Matyasovsky, 2000-03
- 121 Allison Vermeray, 2010-13
- 10. 120 Jessica Foley, 2003-06

ACC Wins (Regular Season)

- 1. 59 Iciss Tillis, 2001-04
- 2. 57 Sheana Mosch, 2000-2003
- 57 Lindsey Harding, 2003-07
- 4. 56 Alana Beard, 2001-04
- 5. 55 Elizabeth Williams, 2012-15
- 55 Monique Currie, 2002-06
- 55 Mistie Bass, 2003-06
- 55 Michele Matyasovsky, 2000-03
- 55 Vicki Krapohl, 2001-04
- 10. 53 Alison Bales, 2004-07

Charges Taken^

- 1. 71 Rochelle Parent, 1998-01
- 2. 53 Chelsea Gray, 2011-14
- 3. 50 Alana Beard, 2001-04
- 4. 48 Mistie Bass, 2003-06
- 5. 31 Wynter Whitley, 2002-05
- 31 Lindsey Harding, 2003-07
- 31 Carrem Gay, 2006-09
- 8. 27 Elizabeth Williams, 2012-15
- 9. 26 Shay Selby, 2009-12
- 10. 20 Ka'lia Johnson, 2012-15

^ Charges were not kept prior to 1999-00.

Double Doubles

- 1. 72 Chris Moreland, 1984-88
- 2. 31 Sue Harnett, 1986-91
- 3. 29 Elizabeth Williams, 2012-15
- 4. 28 Barb Krause, 1978-81
- 5. 27 Chante Black, 2004-09
- 6. 26 Iciss Tillis, 2000-04
- 7. 22 Azurá Stevens, 2015-16
- 22 Monique Currie, 2001-06
- 22 Alana Beard, 2000-04
- 10. 20 Carey Kauffman, 1992-95
- 20 Katie Meier, 1985-90

Assist/Turnover Ratio

- 1. 2.13 (290/141) Vicki Krapohl, 2000-04
- 2. 1.96 (579/296) Lindsey Harding, 2003-07
- 3. 1.84 (533/289) Hilary Howard, 1995-99
- 4. 1.83 (545/298) Chelsea Gray, 2010-14
- 5. 1.61 (310/193) Jessica Foley, 2002-06
- 6. **1.56 (245/157) Kyra Lambert, 2016-20**
- 7. 1.51 (509/337) Alana Beard, 2000-04
- 8. **1.48 (118/80) Mikayla Boykin, 2018-present**
- 9. 1.46 (212/145) Nicole Erickson, 1997-99
- 10. 1.43 (277/194) Lexie Brown, 2017-18

Consecutive Games with a Blocked Shot

- 1. 91 Elizabeth Williams, 2011-14
- 2. 46 Alison Bales, 2004-06
- 3. 45 Alison Bales, 2006-07
- 4. 16 Azurá Stevens, 2015-16

- 5. 15 Elizabeth Williams, 2014-15
- 6. 13 Sarah Sullivan, 1985-86
- 7. 10 Elizabeth Williams, 2014-15
- 10 Kathleen Scheer, 2010
- 10 Chante Black, 2004-05
- 10 Chante Black, 2005-06
- 11. 9 Oderah Chidom, 2016-17
- 9 Elizabeth Williams, 2014-15
- 9 Sarah Sullivan, 1986-87

Consecutive Games with a 3-Pointer

- 1. 29 Lexie Brown, 2017-18
- 2. 25 Georgia Schweitzer, 2000-01
- 3. 18 Tricia Liston, 2011-12
- 18 Vicki Krapohl, 2002-03
- 5. 17 Haley Gorecki, 2019-20
- 17 Rebecca Greenwell, 2017-18
- 7. 16 Rebecca Greenwell, 2016-17
- 16 Lexie Brown, 2016-17
- 16 Rebecca Greenwell, 2014-15 through 2015-16
- 16 Jennifer Scanlon, 1994-95

Games Played

- 1. 142 Mistie Bass, 2003-06
- 2. 140 Monique Currie, 2002-06
- 140 Sheana Mosch, 2000-03
- 140 Allison Vermeray, 2010-13
- 5. 137 Joy Cheek, 2007-10
- 137 Jasmine Thomas, 2008-11
- 137 Iciss Tillis, 2001-04
- 8. 136 Alana Beard, 2001-04
- 136 Chante Black, 2005-09
- 136 Tricia Liston, 2010-14

Games Started

- 1. 136 Alana Beard, 2001-04
- 2. 132 Elizabeth Williams, 2012-15
- 3. 127 Monique Currie, 2002-06
- 127 Iciss Tillis, 2001-04
- 5. 123 Rebecca Greenwell, 2015-18
- 6. 120 Mistie Bass, 2003-06
- 120 Jasmine Thomas, 2008-11
- 8. 119 Wanisha Smith, 2005-08
- 9. 118 Lindsey Harding, 2003-07
- 118 Georgia Schweitzer, 1998-01

Single Game Records**Points**

1. 33 Alana Beard at Maryland, 1-14-01
2. 31 Chris Moreland at UNC Wilmington, 2-23-85
Stacy Hurd vs. Wake Forest, 12-8-80
4. 30 Monique Currie vs. UNC, 3-4-02
30 Chris Moreland vs. N.C. Central, 11-20-84
6. 29 Alana Beard vs. Georgia Tech, 1-11-01
29 Chris Moreland at Clemson, 3-1-85
8. 28 Jenni Kraft vs. Cleveland St., 12-2-88
9. 27 Alana Beard vs. SW Miss. St., 1-11-01
27 Alana Beard vs. Iowa State, 12-30-00
27 Tyish Hall vs. Clemson, 1-23-94
12. 26 Miela Goodchild at Notre Dame, 2-21-19
26 Zeki Blanding vs. UNC Asheville, 12-11-91
14. 25 Sheana Mosch vs. W.Kentucky, 3-20-00
25 Jennifer Scanlon vs. Florida State, 1-3-93
25 Katie Meier at Georgia Tech, 1-11-86
25 Jenni Kraft at Wake Forest, 2-27-89
25 Sue Harnett vs. Georgia Tech, 2-6-87
25 Tara McCarthy vs. North Carolina, 2-24-78
25 Tara McCarthy vs. Davidson, 2-20-78
21. 24 Azurá Stevens at Wake Forest, 2-5-15
24 Azurá Stevens at Boston College, 1-22-15
24 Alexis Jones vs. North Carolina, 3-10-13
24 Payton Black vs. San Francisco, 3-18-96
25. 23 Miela Goodchild at Boston College, 1-31-19
23 Leaonna Odom vs. Hampton, 3-18-17
23 Rebecca Greenwell at Texas A&M, 11-30-14
23 Abby Waner vs. Colorado State, 12-22-05
23 Monique Currie vs. North Carolina, 1-24-02
23 Alana Beard vs. Maryland, 2-15-01
23 Alana Beard at Florida State, 1-8-01
23 Nazrawit Medhanie vs. Champ. AAU, 11-11-95
33. 22 Azurá Stevens vs. Mississippi State, 3-22-15
22 Rebecca Greenwell at Virginia, 2-12-15
22 Rebecca Greenwell vs. Marquette, 11-23-14
22 Alexis Jones vs. North Carolina, 3-3-13
22 Elizabeth Williams vs. USC Upstate, 12-11-11
22 Wanisha Smith vs. Jacksonville St., 12-14-04
22 Alana Beard vs. UW-Milwaukee, 3-17-01
22 Monique Currie vs. Liberty, 12-20-01
22 Monique Currie vs. South Carolina, 11-25-01
22 Sheana Mosch vs. Russian Juniors, 11-6-99
22 Krista Gingrich vs. Florida State, 12-2-98
22 Payton Black at Clemson, 2-19-96
45. 21 Azurá Stevens vs. North Carolina, 3-1-15
21 Rebecca Greenwell vs. Virginia Tech, 1-5-15
21 Wanisha Smith vs. Liberty, 12-12-04
21 Monique Currie at Florida State, 1-27-02
21 Alana Beard at Penn State, 11-20-00
21 Peppi Browne at Wake Forest, 2-6-97
51. 20 Miela Goodchild vs. Pittsburgh, 2-3-19
20 Rebecca Greenwell vs. Albany, 3-20-15
20 Azurá Stevens vs. Miami, 1-18-15
20 Rebecca Greenwell vs. Syracuse, 1-8-15
20 Rebecca Greenwell vs. N.C. A&T, 1-2-15
20 Elizabeth Williams at Georgia Tech, 1-18-12
20 Elizabeth Williams at Virginia Tech, 1-15-12
20 Chelsea Gray at North Carolina, 2-7-11
20 Allison Vernerey vs. NC State, 2-11-10
20 Bridgette Mitchell vs. Boston College, 2-15-07
20 Joy Cheek vs. Boston College, 2-15-07
20 Krystal Thomas vs. UNC-Greensboro, 11-18-07
20 Laura Kurz vs. Pacific, 12-4-04
20 Wanisha Smith vs. South Florida, 11-14-04
20 Monique Currie vs. TCU, 3-17-02
20 Monique Currie vs. Wake Forest, 1-6-02
20 Alana Beard vs. LSU, 11-11-00
20 Alana Beard at Georgia Mason, 12-3-00
20 Georgia Schweitzer at North Carolina, 1-12-98
20 Missy West vs. UNC-Asheville, 11-23-96

Rebounds

1. 17 Elizabeth Williams vs. Purdue, 12-1-11
2. 16 Elizabeth Williams at Wake Forest, 1-6-12
16 Chante Black vs. Clemson, 2-17-05
4. 15 Chris Moreland at N.C. State, 1-22-85
15 Chris Moreland vs. Wake Forest, 1-19-85
6. 14 10 Tied, most recent
Onome Akinbode-James vs. Clemson, 2-28-19

Offensive Rebounds

1. 11 Bridgette Mitchell vs. Northeastern, 11-11-06
2. 9 Leaonna Odom at Pepperdine, 11-27-16
8 Azurá Stevens at Notre Dame, 2-16-15
8 Joy Cheek vs. North Carolina, 2-25-07
5. 7 Bridgette Mitchell vs. Boston College, 2-15-07
7 Chante Black at Maryland, 2-13-05
7 Rebecca Greenwell at North Carolina, 1-25-05
7 Chante Black vs. Davidson, 11-12-04
7 Tyish Hall at Clemson, 1-23-94
10. 6 10 Tied, most recent
Jada Claude vs. High Point, 11-5-19

Defensive Rebounds

1. 12 Chante Black vs. Clemson, 2-17-05
2. 11 Haley Peters vs. Southern California, 11-15-10
11 Monique Currie vs. Norfolk State, 3-15-02
11 Iciss Tillis at Florida State, 1-8-01
5. 10 Onome Akinbode-James at Wisconsin, 11-28-18
10 Azurá Stevens vs. Pittsburgh, 1-29-15
10 Chante Black vs. South Florida, 11-14-04
8. 9 Fourteen Tied, most recent
Onome Akinbode-James vs. Clemson, 2-28-19

Assists

1. 11 Patti Thomasson vs. App. State, 2-2-80
2. 10 Alexis Jones vs. Miami, 1-31-13
10 Abby Waner at San Diego, 12-30-05
10 Wanisha Smith vs. Miami, 2-24-05
10 Krista Gingrich vs. Temple, 12-12-98
10 Patti Thomasson vs. UConn, 1-11-80
7. 9 Alexis Jones at Maryland, 2-24-13
9 Sheana Mosch vs. Elon, 12-2-99
9. 8 Ten players tied, most recent
Angela Salvadores vs. Liberty, 12-17-16

Blocks

1. 12 Elizabeth Williams at Wake Forest, 1-6-12
2. 11 Sarah Sullivan vs. Richmond, 1-22-83
3. 8 Elizabeth Williams at Boston Col., 2-9-12
8 Krystal Thomas at Charlotte, 11-27-10
5. 7 Elizabeth Williams vs. N.C. State, 3-2-12
7 Elizabeth Williams vs. Notre Dame, 11-26-11
7. 6 Onome Akinbode-James vs. Clemson, 2-28-19
6 Jade Williams vs. Georgia Tech, 2-1-18
6 Elizabeth Williams vs. UNC, 2-6-12
6 Krystal Thomas vs. USF, 11-15-07

Steals

1. 9 Katie Meier vs. Radford, 1-4-86
9 Kim Matthews vs. Davidson, 2-12-79
3. 8 Kim Matthews vs. Guilford, 12-4-78
4. 7 Rebecca Greenwell at Alabama, 11-16-14
7 Alana Beard vs. UWM, 3-17-01
7 Alana Beard vs. Maryland, 2-15-01
7 Katie Meier vs. N.C. State, 1-21-86
7 Tara McCarthy vs. Appalachian State, 1-28-78
9. 6 10 Tied, most recent
Alexis Jones vs. Virginia Tech, 1-16-13

Field Goals Made

1. 13 Zeki Blanding vs. UNC-Asheville, 12-11-91
2. 12 Alana Beard vs. Georgia Tech, 1-11-01
12 Alana Beard at Maryland, 1-14-01
12 Alana Beard vs. Iowa State, 12-30-00
5. 11 Azurá Stevens at Wake Forest, 2-5-15
11 Alana Beard vs. Maryland, 2-15-01
11 Katie Meier at Clemson, 1-13-86

- 11 Katie Meier at Georgia Tech, 1-11-86
9. 10 Elizabeth Williams vs. USC Upstate, 12-11-11
10 Bridgette Mitchell vs. Boston College, 2-15-07
10 Brittany Hunter at NC State, 3-1-04
10 Alana Beard vs. SW Missouri St, 3-24-01

Field Goal Attempts

1. 23 Dana McDonald vs. NC State, 1-10-90
2. 21 Azura Stevens at Wake Forest, 2-5-15
3. 20 Alana Beard vs. Iowa State, 12-30-00
20 Zeki Blanding vs. UNC-Asheville, 12-11-91
5. 19 Rebecca Greenwell at Texas A&M, 11-30-14
19 Alexis Jones at Maryland, 2-24-13
19 Sheana Mosch vs. Russian Juniors, 11-6-99
19 Jennifer Scanlon vs. Florida State, 1-3-93
9. 18 10 Tied, most recent
Rebecca Greenwell vs. Marquette, 11-23-14

Field Goal Percentage (min. of 5 attempts)

1. 100.0 Elizabeth Williams vs. USC Upstate, 12-11-11
(10-of-10)
- 100.0 Allison Vernerey vs. Virginia, 2-26-10
(8-of-8)
- 100.0 Kendall Cooper vs. Winthrop, 3-22-14
(7-of-7)
- 100.0 Chante Black vs. Holy Cross, 1-4-05
(6-of-6)
- 100.0 Rochelle Parent vs. MTSU, 3-24-98
(6-of-6)
- 100.0 Chelsea Gray vs. DePaul, 3-27-11
(5-of-5)
- 100.0 Mistie Bass vs. Arkansas, 11-30-02
(5-of-5)
- 100.0 Rochelle Parent vs. Georgia Tech, 2-27-98
(5-of-5)
- 100.0 Tyish Hall vs. North Carolina, 1-19-94
(5-of-5)
- 100.0 Tyish Hall vs. East Carolina, 1-5-94
(5-of-5)
- 100.0 Sue Harnett vs. Winthrop, 12-9-87
(5-of-5)

Free Throws Made

1. 14 Monique Currie vs. North Carolina, 3-4-02
2. 13 Jenni Kraft vs. Cleveland State, 12-2-88
3. 11 Alexis Jones vs. North Carolina, 3-3-13
11 Sheana Mosch vs. Western Kentucky, 3-20-00
11 Jenni Kraft vs. Stanford, 12-20-88
6. 10 Wanisha Smith vs. Jacksonville St, 12-15-04
10 Monique Currie vs. Wake Forest, 1-6-02
10 Monique Currie at Georgia Tech, 12-20-01
10 Jenni Kraft vs. Connecticut, 12-9-88
10. 9 5 Tied, most recent
Lindsey Harding vs. North Carolina, 3-10-03

Free Throws Attempted

1. 14 Monique Currie vs. North Carolina, 3-4-02
14 Jenni Kraft vs. Cleveland State, 12-2-88
3. 13 Allison Vernerey vs. James Madison, 12-18-09
4. 12 Alexis Jones vs. North Carolina, 3-3-13
12 Payton Black vs. Pepperdine, 11-24-95
12 Jenni Kraft vs. Stanford, 12-20-88
7. 11 Wanisha Smith vs. Jacksonville St, 12-15-04
11 Wynter Whitley vs. Virginia, 3-3-02
11 Monique Currie vs. Wake Forest, 1-6-02
11 Monique Currie vs. South Carolina, 11-25-01
11 Sheana Mosch vs. Western Kentucky, 3-20-00
11 Katie Meier at George Mason, 11-30-85

Free Throw Percentage

1. 100.0 Monique Currie vs. North Carolina, 3-4-02
(14-of-14)
- 100.0 Sheana Mosch vs. W. Kentucky, 3-20-00
(11-of-11)
- 100.0 Monique Currie at Georgia Tech, 12-30-01
(10-of-10)

- 100.0 Jenni Kraft vs. Connecticut, 12-9-88 (10-of-10)
- 100.0 Lindsey Harding vs. UNC, 3-10-03 (9-of-9)
- 100.0 Azurá Stevens vs. Wake Forest, 3-6-15 (8-of-8)
- 100.0 Rebecca Greenwell at Alabama, 11-16-14 (8-of-8)
- 100.0 Alana Beard at Clemson, 12-9-00 (8-of-8)
- 100.0 Payton Black vs. Florida State, 12-6-95 (8-of-8)
- 100.0 Rebecca Greenwell at Florida St., 1-11-15 (7-of-7)
- 100.0 Joy Cheek at Wake Forest, 2-11-07 (7-of-7)
- 100.0 Jenni Kraft vs. Maryland, 1-14-89 (7-of-7)

Three-Pointers Made

- 1. 8 Miela Goodchild at Notre Dame, 2-21-19
- 2. 6 Miela Goodchild vs. Pittsburgh, 2-3-19
- 6 Rebecca Greenwell vs. Albany, 3-20-15
- 4. 5 Miela Goodchild vs. Pittsburgh, 3-6-19
- 5 Miela Goodchild at Boston College, 1-31-19
- 5 Abby Waner vs. Colorado St., 12-22-05
- 5 Krista Gingrich vs. Florida State, 12-2-98
- 5 Jenni Kraft at Wake Forest, 2-27-89
- 9. 4 25 tied - most recent
- Miela Goodchild at Wake Forest, 2-24-19

Three-Pointers Attempted

- 1. 14 Miela Goodchild at Notre Dame, 2-21-19
- 2. 11 Miela Goodchild vs. Wake Forest, 1-24-19
- 11 Rebecca Greenwell vs. Albany, 3-20-15
- 11 Rebecca Greenwell at N.C. State, 2-22-15
- 11 Dana McDonald vs. N.C. State, 1-10-90
- 6. 10 Rebecca Greenwell at Virginia, 2-12-15
- 7. 9 Miela Goodchild vs. Clemson, 2-28-19
- 9 Miela Goodchild vs. Pittsburgh, 2-3-19
- 9 Rebecca Greenwell vs. Stony Brook, 11-28-14
- 10. 8 10 tied - most recent
- Miela Goodchild vs. Pittsburgh, 3-6-19

Three-Point Percentage (min. 3 made)

- 1. 100.0 Rometra Craig vs. UW-Milwaukee, 3-17-01 (3-of-3)
- 2. 0.83 Miela Goodchild at Boston College, 1-31-19 (5-of-6)
- 3. 0.80 Miela Goodchild vs. UNLV, 12-6-18 (4-of-5)
- 0.80 Wanisha Smith vs. Georgia Tech, 1-17-05 (4-of-5)
- 0.80 Rebecca Greenwell at Florida State, 1-11-15 (4-of-5)
- 0.80 Rebecca Greenwell vs. NC A&T, 1-2-15 (4-of-5)
- 7. 0.75 8 tied
- Most recent - (3-of-4)
- Vanessa de Jesus vs. W. Carolina, 11-29-20

~ Denotes led team as a freshman.

Season Records

Points

- 1. 509 Alana Beard, 2000-01~
- 2. 502 Monique Currie, 2001-02
- 3. 476 Rebecca Greenwell, 2014-15~
- 4. 466 Azurá Stevens, 2014-15
- 5. 461 Elizabeth Williams, 2011-12~
- 6. 439 Chris Moreland, 1984-85
- 7. 438 Katie Meier, 1985-86
- 8. 394 Wanisha Smith, 2004-05
- 9. 381 Jenni Kraft, 1988-89
- 10. 350 Payton Black, 1995-96

Points Per Game Average

- 1. 17.6 Chris Moreland, 1984-85~
- 2. 17.0 Alana Beard, 2000-01~
- 3. 16.6 Tara McCarthy, 1977-78~
- 4. 14.6 Katie Meier, 1985-86
- 5. 14.3 Monique Currie, 2001-02
- 6. 14.1 Azurá Stevens, 2014-15
- 7. 14.0 Rebecca Greenwell, 2014-15
- 14.0 Elizabeth Williams, 2011-12~
- 9. 13.6 Jenni Kraft, 1988-89
- 10. 13.0 Stacy Hurd, 1980-81

Field Goals Made

- 1. 194 Azurá Stevens, 2014-15
- 194 Alana Beard, 2000-01
- 3. 186 Elizabeth Williams, 2011-12
- 4. 178 Monique Currie, 2001-02
- 5. 168 Katie Meier, 1985-86
- 6. 163 Chris Moreland, 1984-85
- 7. 157 Rebecca Greenwell, 2014-15
- 8. 138 Stacey Hurd, 1980-81
- 9. 134 Wanisha Smith, 2004-05
- 10. 132 Payton Black, 1995-96

Field Goals Attempted

- 1. 396 Rebecca Greenwell, 2014-15
- 2. 383 Elizabeth Williams, 2011-12
- 3. 379 Azurá Stevens, 2014-15
- 379 Alana Beard, 2000-01
- 5. 360 Monique Currie, 2001-02
- 6. 339 Katie Meier, 1985-86
- 7. 319 Jasmine Thomas, 2007-08
- 8. 312 Wanisha Smith, 2004-05
- 9. 297 Alexis Jones, 2012-13
- 10. 288 Chris Moreland, 1984-85

Rebounds

- 1. 271 Azurá Stevens, 2014-15
- 2. 260 Chante Black, 2004-05~
- 3. 259 Elizabeth Williams, 2011-12~
- 3. 238 Chris Moreland, 1984-85
- 4. 209 Monique Currie, 2001-02
- 5. 188 Iciss Tillis, 2000-01
- 6. 187 Rebecca Greenwell, 2014-15
- 7. 175 Allison Vernerey, 2009-10
- 8. 174 Stacy Hurd, 1980-81
- 9. 171 Wynter Whitley, 2001-02
- 10. 170 Payton Black, 1995-96

Rebounds Per Game Average

- 1. 9.5 Chris Moreland, 1984-85~
- 2. 8.2 Azurá Stevens, 2014-15
- 3. 7.8 Elizabeth Williams, 2011-12~
- 4. 7.6 Chante Black, 2004-05~
- 5. 6.9 Stacy Hurd, 1980-81
- 6. 6.0 Monique Currie, 2001-02
- 7. 5.8 Sue Harnett, 1986-87
- 8. 5.7 Leslie Earnhardt, 1978-89
- 9. 5.6 Sarah Sullivan, 1982-83
- 10. 5.6 Tara McCarthy, 1977-78

Offensive Rebounds

- 1. 120 Azurá Stevens, 2014-15
- 2. 118 Elizabeth Williams, 2011-12
- 3. 97 Chante Black, 2004-05
- 4. 84 Monique Currie, 2001-02
- 5. 75 Leonna Odom, 2016-17
- 6. 70 Bridgette Mitchell, 2006-07
- 7. 68 Allison Vernerey, 2009-10
- 68 Mistie Bass, 2002-03
- 9. 64 Payton Black, 1995-96
- 10. 63 Onome Akinbode-James, 2018-19

Defensive Rebounds

- 1. 163 Chante Black, 2004-05
- 2. 151 Azurá Stevens, 2014-15

- 3. 141 Rebecca Greenwell, 2014-15
- 141 Elizabeth Williams, 2011-12
- 5. 138 Iciss Tillis, 2000-01
- 6. 125 Monique Currie, 2001-02
- 7. 124 Wynter Whitley, 2001-02
- 8. 108 Alexis Jones, 2012-13
- 9. 107 Allison Vernerey, 2009-10
- 10. 106 Payton Black, 1995-96

Assists

- 1. 154 Wanisha Smith, 2004-05~
- 2. 144 Alexis Jones, 2012-13
- 3. 124 Lindsey Harding, 2002-03~
- 4. 113 Alana Beard, 2000-01
- 5. 112 Abby Waner, 2005-06
- 6. 101 Robin Baker, 1988-89
- 7. 96 Angela Salvadores, 2015-16
- 8. 93 Patti Thomasson, 1879-80
- 9. 91 Hilary Howard, 1995-96
- 10. 90 Monique Currie, 2001-02

Blocks

- 1. 116 Elizabeth Williams, 2011-12~
- 2. 68 Sarah Sullivan, 1982-83
- 3. 46 Chante Black, 2004-05
- 4. 42 Onome Akinbode-James, 2018-19
- 5. 40 Jade Williams, 2017-18
- 40 Iciss Tillis, 2000-01
- 7. 37 Sue Harnett, 1986-87
- 8. 35 Krystal Thomas, 2007-08
- 9. 33 Brittany Hunter, 2003-04
- 10. 32 Leonna Odom, 2016-17

Steals

- 1. 106 Alana Beard, 2000-01~
- 2. 68 Lindsey Harding, 2002-03
- 3. 66 Rebecca Greenwell, 2014-15
- 66 Chelsea Gray, 2010-11
- 5. 65 Abby Waner, 2005-06
- 6. 63 Alexis Jones, 2012-13
- 7. 61 Wanisha Smith, 2004-05
- 8. 58 Katie Meier, 1985-86~
- 9. 54 Iciss Tillis, 2000-01
- 10. 53 Chloe Wells, 2010-11

Free Throws Made

- 1. 138 Monique Currie, 2001-02~
- 2. 113 Chris Moreland, 1984-85~
- 3. 111 Alana Beard, 2000-01~
- 4. 102 Katie Meier, 1985-86
- 5. 90 Rebecca Greenwell, 2014-15~
- 90 Jenni Kraft, 1988-89
- 7. 88 Elizabeth Williams, 2011-12~
- 8. 86 Payton Black, 1995-96
- 9. 85 Wanisha Smith, 2004-05
- 10. 84 Wynter Whitley, 2001-02

Free Throws Attempted

- 1. 179 Monique Currie, 2001-02~
- 2. 160 Chris Moreland, 1984-85~
- 3. 145 Elizabeth Williams, 2011-12~
- 4. 141 Alana Beard, 2000-01~
- 5. 138 Katie Meier, 1985-86
- 6. 133 Payton Black, 1995-96~
- 7. 118 Wanisha Smith, 2004-05
- 8. 118 Wynter Whitley, 2001-02
- 9. 114 Rebecca Greenwell, 2014-15
- 101 Sheana Mosch, 1999-00

Free Throw Percentage

- 1. .900 Jenni Kraft, 1988-89~
- 2. .871 Miela Goodchild, 2018-19~
- 3. .812 Sheana Mosch, 1999-00~
- 4. .805 Chelsea Gray, 2010-11~
- 5. .795 Alexis Jones, 2012-13
- 6. .789 Rebecca Greenwell, 2014-15~
- 7. .787 Alana Beard, 2000-01

8. 786 Bridgette Mitchell, 2006-07
9. 771 Monique Currie, 2001-02
10. 765 Lindsey Harding, 2002-03

Field Goal Percentage

1. .603 Oderah Chidom, 2013-14~
2. .600 Rochelle Parent, 1997-98
3. .591 Tyish Hall, 1993-94
4. .571 Payton Black, 1995-96
5. .566 Chris Moreland, 1984-85~
6. .558 Brittany Hunter, 2003-04
7. .542 Leaonna Odom, 2016-17
8. .527 Chante Black, 2004-05
9. .523 Jade Williams, 2017-18
10. .522 Haley Peters, 2010-11~

Three-Pointers Made

1. 73 Miela Goodchild, 2018-19~
2. 72 Rebecca Greenwell, 2014-15
3. 50 Abby Waner, 2005-06
4. 41 Wanisha Smith, 2004-05
- 41 Jenni Kraft, 1988-89~
6. 37 Georgia Schweitzer, 1997-98
7. 36 Dana McDonald, 1989-90
8. 33 Laura Kurz, 2004-05
- 33 Chelsea Gray, 2010-11
10. 30 Jessica Foley, 2002-03

Three-Pointers Attempted

1. 202 Rebecca Greenwell, 2014-15
2. 164 Miela Goodchild, 2018-19
3. 131 Abby Waner, 2005-06
4. 104 Georgia Schweitzer, 1997-98
5. 100 Wanisha Smith, 2004-05
6. 98 Dana McDonald, 1989-90
7. 97 Jasmine Thomas, 2007-08
8. 86 Jessica Foley, 2002-03
9. 83 Chelsea Gray, 2010-11
10. 76 Jenny Kraft, 1988-89
- 76 Alexis Jones, 2012-13

Three-Point Field Goal Percentage

1. .539 Jenni Kraft, 1988-89~
2. .452 Laura Kurz, 2004-05~
3. .445 Miela Goodchild, 2018-19~
4. .419 Robin Baker, 1988-89
5. .417 Nazrawit Medhanie, 1995-96
6. .417 Shay Selby, 2008-09
7. .414 Lauren Rice, 1996-97
8. .410 Wanisha Smith, 2004-05
9. .400 Kathleen Scheer, 2008-09
10. .403 Krista Gingrich, 1998-99

Minutes

1. 1171 Rebecca Greenwell, 2014-15
2. 1163 Wanisha Smith, 2004-05
3. 1049 Alexis Jones, 2012-13
4. 1008 Elizabeth Williams, 2011-12
5. 971 Monique Currie, 2001-02
6. 958 Lindsey Harding, 2002-03
7. 950 Azurá Stevens, 2014-15
8. 926 Miela Goodchild, 2018-19
9. 893 Alana Beard, 2000-01
10. 884 Jasmine Thomas, 2007-08

Minutes Per Game

1. 34.4 Rebecca Greenwell, 2014-15
2. 33.0 Robin Baker, 2004-05
3. 32.3 Wanisha Smith, 2004-05
4. 30.9 Miela Goodchild, 2018-19
5. 30.5 Elizabeth Williams, 2011-12
6. 29.8 Alana Beard, 2000-01
7. 29.1 Alexis Jones, 2012-13
8. 28.3 Hilary Howard, 1995-96
9. 27.7 Monique Currie, 2001-02
10. 27.3 Kyra Lambert, 2015-16

Double Figure Scoring

1. 28 Rebecca Greenwell, 2014-15~
- 28 Azurá Stevens, 2014-15~
3. 27 Elizabeth Williams, 2011-12~
4. 26 Monique Currie, 2001-02
- 26 Alana Beard, 2000-01
6. 25 Katie Meier, 1985-86
7. 23 Chris Moreland, 1984-85~
8. 22 Wanisha Smith, 2004-05
9. 19 Jenni Kraft, 1988-89
- 19 Stacy Hurd, 1980-81
- 19 Chelsea Gray, 2010-11

Double-Doubles

1. 10 Azurá Stevens, 2014-15
- 10 Chris Moreland, 1984-85
3. 9 Monique Currie, 2001-02
4. 7 Elizabeth Williams, 2011-12~
5. 5 Rebecca Greenwell, 2014-15
- 5 Chante Black, 2004-05
7. 4 Sue Harnett, 1986-87
8. 3 Stacy Hurd, 1980-81
9. 2 Five players tied, most recent
- 2 Leaonna Odom, 2016-17

20-Point Games

1. 10 Alana Beard, 2000-01
- 10 Chris Moreland, 1984-85
3. 7 Rebecca Greenwell, 2014-15
- 7 Monique Currie, 2001-02
5. 5 Azurá Stevens, 2014-15
- 5 Jenni Kraft, 1988-89
- 5 Tara McCarthy, 1977-78
8. 4 Dana McDonald, 1989-90
- 4 Katie Meier, 1985-86
10. 3 Miela Goodchild, 2018-19
- 3 Elizabeth Williams, 2011-12
- 3 Wanisha Smith, 2004-05
- 3 Stacy Hurd, 1980-81

30-Point Games

1. 33 Alana Beard at Maryland, 1-14-01
2. 31 Chris Moreland at UNC Wilmington, 2-23-85
- 31 Stacy Hurd vs. Wake Forest, 12-8-80
4. 30 Monique Currie vs. North Carolina, 3-4-02
- 30 Chris Moreland vs. N.C. Central 11-20-84

Most Consecutive Double-Figure Scoring Games in a Season

- 19 Elizabeth Williams, 2011-12
- 17 Katie Meier, 1985-86

Double Figure Rebounds

1. 12 Azurá Stevens, 2014-15~
2. 11 Chante Black, 2004-05
3. 10 Chris Moreland, 1984-85
4. 9 Monique Currie, 2001-02
5. 8 Elizabeth Williams, 2011-12~
6. 5 Rebecca Greenwell, 2014-15
7. 4 Oderah Chidom, 2013-14
- 4 Stacy Hurd, 1980-81
- 4 Iciss Tillis, 2000-01
- 4 Alana Beard, 2000-01
- 4 Sue Harnett, 1986-87

Double Figure Assists

1. 2 Patti Thomason, 1979-80
2. 1 Alexis Jones, 2012-13
- 1 Abby Waner, 2005-06
- 1 Krista Gingrich, 1998-99

Double-Double in First Game

- Chris Moreland vs. N.C. Central, 11-20-84, 30 pts, 13 reb
 Monique Currie vs. Texas Tech, 11-11-01, 17 pts, 10 reb
 Joy Cheek vs. Northeastern, 11-11-06, 12 pts, 11 reb
 Bridgette Mitchell vs. Northeastern, 11-11-06, 18 pts, 13 reb
 Rebecca Greenwell at Alabama, 11-16-14, 17 pts, 10 reb
 Azurá Stevens at Alabama, 11-16-14, 10 pts, 10 reb

Earliest To Start First Game

- 1st game Patti Thomason at Virginia, 11-24-79
 Ada Headly at St. Joseph's, 11-21-80
 Stacy Hurd at St. Joseph's, 11-21-80
 Sara Sullivan vs. E. Kentucky, 11-26-82
 Connie Goins vs. E. Kentucky, 11-26-82
 Chris Moreland vs. N.C. Central, 11-20-84
 Sue Harnett vs. Florida, 11-28-86
 Jenni Kraft vs. E. Washington, 11-25-88
 Robin Baker vs. E. Washington, 11-25-88
 Shannon Wills vs. Xavier, 12-28-90
 Alison Day vs. UNC Wilmington, 12-1-92
 Nazrawit Medhanie vs. VCU, 11-15-95
 Missy West at UNC Asheville, 11-23-96
 Georgia Schweitzer vs. Florida State, 1-16-98
 Michele Matyasovsky vs. Vanderbilt, 11-24-99
 Alana Beard vs. UCLA, 11-10-00
 Iciss Tillis vs. UCLA, 11-10-00
 Wynter Whitley vs. Texas Tech, 11-11-01
 Chante Black vs. Davidson, 11-12-04
 Abby Waner at Penn State, 11-18-05
 Chloe Wells vs. Brigham Young, 11-13-10
 Elizabeth Williams at Brigham Young, 11-11-11
 Alexis Jones vs. Presbyterian, 11-17-12
 Rebecca Greenwell at Alabama, 11-16-14
 Sierra Calhoun at Alabama, 11-16-14
 Kyra Lambert at Penn, 11-13-15
 Crystal Primm at Penn, 11-13-15
 Mikayla Boykin at Grand Canyon, 11-12-17
 Onome Akinbode-James at Northwestern, 11-11-18
 Vanessa de Jesus vs. Longwood, 11-25-20

Misc. Freshman Achievements

Freshmen with Consecutive 20+ Point Games

- Miela Goodchild, 2018-19
 23 Points (1/31/19), 20 Points (2/3/19)
- Azurá Stevens, 2014-15
 20 Points (1/18/15), 24 Points (1/22/15)
- Elizabeth Williams, 2011-12
 20 Points (1/15/12), 20 Points (1/18/12)
- Wanisha Smith, 2004-05
 21 Points (12/12/04), 22 Points (12/15/04)
- Monique Currie, 2001-02
 23 Points (1/24/02), 21 Points (1/27/02)
- Alana Beard, 2000-01
 29 Points (1/11/01), 24 Points (1/14/01)
- Tara McCarthy, 1977-78
 25 Points (2/20/78), 25 Points (2/24/78)

Individual Records**Points**

- 35 Carey Kauffman vs. UNCA, 11-30-94
 35 Alana Beard vs. Maryland, 1-2-02

Points by Opponent

- 33 Jennie Simms, Old Dominion, 11-22-16
 33 Chasity Melvin, N.C. State, 2-12-97

Field Goals

- 16 Sue Harnett vs. VCU, 12-10-88

Field Goals by Opponent

- 14 Chasity Melvin, N.C. State, 2-12-97
 14 Tracy Reid, North Carolina, 2-21-97

Fields Goal Attempted

- 25 Stacy Hurd vs. Vanderbilt, 3-13-82
 25 Sue Harnett vs. VCU, 12-10-88

Fields Goal Attempted by Opponent

- 28 Andrea Riley, Oklahoma St., 11-14-08

Three-Pointers Made

- 7 Rebecca Greenwell vs. UNC, 2-25-18
 7 Lexie Brown vs. NC State, 1-7-18
 7 Jessica Foley vs. Georgia Tech, 1-17-05
 7 Nicole Erickson vs. Clemson, 1-14-99

Three-Pointers Made by Opponent

- 8 Kelly Morrone, South Carolina, 11-25-01

Three-Pointers Attempted

- 20 Rebecca Greenwell vs Longwood, 11-15-16

Free Throws

- 15 Nicole Johnson vs. Wake Forest, 2-26-92

Free Throws by Opponent

- 14 J. Pierce, Georgia Tech, 1-29-93

Free Throws Attempted

- 22 Tara McCarthy vs. UNC, 2-24-78

Free Throws Attempted by Opponent

- 18 Deana Tate, Maryland, 2-22-86

Rebounds

- 24 Barb Krause vs. Catawba, 1-10-79

Rebounds by Opponent

- 20 Robyn Fairbanks, Utah Valley, 12-18-07

Assists

- 13 Chelsea Gray vs. Pittsburgh, 12-4-11

Assists by Opponent

- 12 Dawn Staley, Virginia, 2-11-89

Steals

- 10 Abby Waner vs. Utah Valley, 12-18-07

Steals by Opponent

- 8 Pam Leake, UNC, 1-7-86
 8 Donna Holt, Virginia, 2-21-87
 8 Imani Tate, Albany, 3-20-15

Blocks

- 11 Sarah Sullivan vs. Richmond, 1-22-83

Blocks by Opponent

- 7 Waltiea Rolle, North Carolina, 2-7-11
 7 Jassany Williams, Auburn, 11-18-11

Team Records**Points**

- 128 vs. Howard, 12-6-02

Points by Opponent

- 107 vs. Clemson, 1-10-92

Points by Two Teams

- 191 vs. Georgia Tech, 1-28-89

Field Goals

- 51 vs. Howard, 12-6-02

Field Goals by Opponent

- 44 N.C. State, 1-10-90

Field Goals Attempted

- 97 vs. Morgan State, 11-26-93

Field Goal Attempts by Opponent

- 84 vs. Troy, 11-24-19

Field Goal Percentage

- 68.2 vs. Arkansas State, 11-25-05

Field Goal Percentage by Opponent

- 65.5 Virginia, 1-25-94

Three-Pointers Made

- 13 vs. Georgia Tech, 1-17-05

Three-Pointers Made by Opponent

- 14 DePaul, 3-24-14
 14 North Carolina, 3-1-15

Three-Pointers Attempted

- 30 vs. Georgia Tech, 1-17-05

Free Throws

- 31 vs. Troy, 11-24-19

Free Throws by Opponent

- 30 Virginia, 2-27-87 and NCSU, 1-21-87

Free Throw Attempted

- 44 vs. Howard, 11-30-87

Free Throw Attempted by Opponent

- 45 N.C. State, 1-21-87

Free Throw Percentage

- 1.00 (17-17) vs. Virginia Tech, 1-19-17

Free Throw Percentage by Opponent

- 1.00 (9-9) Liberty, 12-29-17
 1.00 (8-8) Oregon State, 11-25-17
 1.00 (8-8) Maryland, 1-22-12

Rebounds

- 69 vs. Buffalo, 11-25-14

Rebounds by Opponent

- 57 Virginia, 2-13-93

Assists

- 36 vs. UNC Wilmington, 12-20-11

Assists by Opponent

- 29 N.C. State, 1-10-90

Steals

- 31 N.C. Central, 12-28-09

Steals by Opponent

- 24 Virginia, 1-5-91

Blocks

- 16 Winthrop, 11-15-15

Blocks by Opponent

- 11 Auburn, 11-18-11

Forced Turnovers by Duke

- 45 vs. N.C. Central, 12-28-09
 45 vs. Morgan State, 11-26-93

Largest Halftime Lead

- 56 vs. N.C. Central (65-9), 12-12-98

Most Points Scored in First Half

- 65 vs. N.C. Central, 12-28-10
 65 vs. Fairfield, 11-22-05
 65 vs. Morgan State, 11-26-93

Most Points Scored in First Half by Opponent

- 52 Virginia, 2-29-97

Most Points Scored in Second Half

- 70 vs. Stephen F. Austin, 11-29-03

Most Points Scored in Second Half by Opponent

- 60 N.C. State, 1-19-88

Largest Winning Margin

- +89 vs. N.C. Central (117-28), 12-28-10

Largest Winning Margin by Opponent

- +36 Virginia, 2-13-93

Record in Cameron Indoor Stadium				
Year	Record	Pct.	Average Attendance	Single Game High
1972-73	2-0	1.000	--	--
1973-74	4-2	.667	--	--
1974-75	3-4	.429	--	--
1975-76	0-8	.000	--	--
1976-77	2-5	.286	--	--
1977-78	0-9	.000	--	--
1978-79	8-3	.727	--	--
1979-80	8-3	.727	--	--
1980-81	8-3	.727	172	278
1981-82	8-5	.615	232	500
1982-83	9-3	.750	261	800
1983-84	9-5	.643	210	300
1984-85	8-3	.727	280	500
1985-86	11-2	.846	573	3,200
1986-87	12-3	.800	838	4,872
1987-88	9-4	.692	744	2,257
1988-89	5-8	.385	895	1,850
1989-90	9-3	.750	933	3,000
1990-91	8-6	.571	803	3,000
1991-92	7-7	.500	1,006	3,800
1992-93	7-6	.539	533	2,177
1993-94	10-3	.769	696	1,200
1994-95	12-2	.857	1,482	5,000
1995-96	11-3	.786	1,934	6,500
1996-97	11-2	.846	1,749	5,478
1997-98	14-1	.933	2,357	5,879
1998-99	15-1	.938	2,680	8,572
1999-00	16-2	.889	2,977	5,721
2000-01	14-1	.933	4,626	8,933
2001-02	15-1	.938	3,919	6,904
2002-03	13-1	.929	5,577	9,314
2003-04	14-1	.933	6,237	9,314
2004-05	13-1	.929	4,966	8,240
2005-06	12-1	.923	6,073	9,314
2006-07	14-0	1.000	5,852	9,314
2007-08	10-3	.769	6,764	9,314
2008-09	14-0	1.000	6,665	9,314
2009-10	16-1	.941	4,714	9,314
2010-11	17-0	1.000	5,216	9,314
2011-12	13-1	.929	5,361	8,595
2012-13	16-0	1.000	4,958	9,314
2013-14	13-4	.765	4,814	9,314
2014-15	17-1	.944	4,590	9,314
2015-16	11-5	.687	4,496	7,622
2016-17	17-1	.944	3,688	6,718
2017-18	16-1	.941	4,058	9,314
2018-19	9-4	.692	3,883	9,314
2019-20	12-3	.800	3,417	5,686
2020-21	3-1	.750	0	0
Total	505-137	.787		

Top Single-Game Cameron Attendance Marks

Attendance	Opponent	Date	Result
9,314	North Carolina	3-3-19	W, 62-44
9,314	North Carolina	2-25-18	W, 70-54
9,314	North Carolina	3-1-15	W, 81-80
9,314	Connecticut	12-17-13	L, 61-83
9,314	North Carolina	3-3-13	W, 65-58
9,314	North Carolina	2-27-11	W, 66-58
9,314	Connecticut	1-18-10	L, 48-81
9,314	North Carolina	3-1-09	W, 81-79 (OT)
9,314	Maryland	2-17-08	L, 69-76
9,314	North Carolina	2-4-08	L, 76-93
9,314	Tennessee	1-28-08	L, 64-67
9,314	North Carolina	2-25-07	W, 67-62
9,314	Maryland	1-13-07	W, 81-62
9,314	North Carolina	1-29-06	L, 70-74
9,314	Tennessee	1-23-06	W, 75-53
9,314	Tennessee	1-24-04	L, 69-72
9,314	North Carolina	1-11-04	W, 79-57
9,314	North Carolina	2-20-03	W, 97-63
9,314	Connecticut	2-1-03	L, 65-77
8,874	N.C. State	3-2-03	W, 86-60
8,572	North Carolina	2-21-99	W, 88-78
8,257	North Carolina	2-26-01	W, 72-67

• A sellout crowd in Cameron Indoor Stadium is 9,314

Top Season Cameron Attendance Marks

	Year	Total Games	Total Attendance	Average
1.	2007-08	13	87,931	6,764
2.	2008-09	14	93,174	6,655
3.	2003-04	15	93,553	6,237
4.	2005-06	13	78,948	6,073
5.	2006-07	14	81,921	5,852
6.	2002-03	14	78,072	5,577
7.	2011-12	14	75,054	5,361
8.	2010-11	17	88,667	5,216
9.	2004-05	14	69,526	4,966
10.	2012-13	16	79,328	4,958
11.	2013-14	17	81,842	4,814
12.	2009-10	17	80,134	4,714
13.	2000-01	15	69,390	4,626
14.	2014-15	18	82,615	4,590
15.	2015-16	16	71,944	4,496
16.	2017-18	17	68,993	4,058
17.	2001-02	16	62,698	3,919
18.	2018-19	13	50,476	3,883
19.	2016-17	18	66,378	3,688
20.	2019-20	15	51,258	3,417
21.	1998-99	16	48,879	3,055
22.	1999-00	18	53,583	2,978
23.	1997-98	15	35,359	2,357
24.	1995-96	14	27,075	1,934
25.	1996-97	13	22,736	1,749

[7/7] Duke 82, Old Dominion 66

November 20, 2014
Norfolk, Va. (Ted Constant Convocation Center)

Duke	FG	3FG	FT	REB	PF	TP	A	TO	B	S	Min
Henson f	5-6	0-0	0-0	2-3-5	2	10	0	2	0	0	22
Williams c	11-14	0-0	0-0	3-5-8	1	22	1	1	5	0	39
Calhoun g	3-9	2-5	4-4	2-0-2	1	12	1	1	0	0	32
Johnson g	7-9	2-3	2-2	2-9-11	2	18	13	3	0	1	35
Greenwell g	4-12	2-8	0-0	0-6-6	0	10	5	2	0	1	36
Stevens	1-4	0-2	0-2	1-1-2	0	2	1	4	1	0	13
Riggs	0-1	0-1	0-0	0-0-0	0	0	0	1	0	0	3
Cooper	0-1	0-0	0-0	0-0-0	0	0	0	0	0	0	4
Chidom	4-8	0-0	0-0	3-4-7	2	8	1	0	0	0	16
TEAM				2-1-3							
Totals	35-64	6-19	6-8	15-29-44	8	82	22	14	6	2	200
Pct.	54.7	31.6	75.0	DB: 1							

FG's (1st half: 17-34, 50%; 2nd half: 18-30, 60.0%)
3FG's (1st half: 2-9, 22.2%; 2nd half: 4-10, 40.0%)
FT's (1st half: 0-0, 0%; 2nd half: 6-8, 75.0%)

Old Dominion	FG	3FG	FT	REB	PF	TP	A	TO	B	S	Min
Painter f	6-11	1-1	1-2	0-2-2	3	14	0	2	0	1	33
Minor f	6-15	4-9	0-0	1-5-6	0	16	2	1	2	0	33
Oigbokie f	0-0	0-0	0-0	1-0-1	2	0	1	1	0	0	13
Betz-White g	1-3	0-2	0-0	0-0-0	1	2	2	0	0	0	12
Simms g	5-16	2-6	0-3	3-1-4	1	12	2	5	1	1	35
Holopainen	2-5	0-3	0-0	1-1-2	0	4	0	0	0	0	6
Brown	1-1	1-1	0-0	1-0-1	0	3	0	0	0	0	1
Ajemba	0-1	0-0	0-0	1-1-2	0	0	0	1	0	0	6
Younger	2-4	0-2	0-0	1-1-2	1	4	5	0	0	0	27
Jackson	2-6	0-1	1-3	0-1-1	1	5	2	0	0	0	13
Young	3-5	0-0	0-0	4-2-6	1	6	0	0	1	1	21
TEAM				1-1-2							
Totals	28-67	8-25	2-8	14-15-29	10	66	14	10	4	3	200
Pct.	41.8	32.0	25.0	DB: 2							

FG's (1st half: 13-30, 43.3%; 2nd half: 15-37, 40.5%)
3FG's (1st half: 3-11, 27.3%; 2nd half: 5-14, 35.7%)
FT's (1st half: 2-6, 33.3%; 2nd half: 0-2, 0.0%)

Officials: Gina Cross, Angelica Suffren, Luis Gonzalez
Attendance: 3452 • Technical Fouls: None.

Score by Periods	1st	2nd	Total
Duke	36	46	82
Old Dominion	31	35	66

Ka'lia Johnson Nets Triple-Double

Blue Devil senior Ka'lia Johnson traveled to near home state of Virginia and notched the seventh triple-double in school history with a career-high 18 points, career-high 13 assists and tied a career high with 11 rebounds in 35 minutes of action.

Johnson's previous career high of assists was four and points was 12 prior to the impressive night. She hit 7-of-9 field goals on the evening and had one steal.

[7/6] Duke 76, Wake Forest 58

January 6, 2012
Winston-Salem, N.C. (Joel Coliseum)

DUKE	FG	3FG	FT	REB	PF	TP	A	TO	B	S	Min
Peters f	5-13	0-0	2-2	4-2-6	2	12	3	3	1	0	25
Williams c	6-13	0-0	6-9	6-10-16	2	18	4	6	12	1	33
Gray g	2-5	1-1	1-1	0-4-4	2	6	6	7	1	1	33
Jackson g	4-9	0-1	3-5	4-2-6	3	11	2	1	0	1	25
Liston g	1-4	1-2	3-4	0-3-3	4	6	1	3	0	0	18
Selby	4-7	1-3	0-0	1-4-5	3	9	3	2	0	2	31
Johnson	0-0	0-0	2-2	1-3-4	1	2	0	2	0	0	7
Scheer	2-4	0-1	0-0	1-5-6	2	4	1	4	1	0	16
Vernerey	3-3	0-0	2-2	1-2-3	0	8	2	0	1	0	12
TEAM				2-2-4							
Totals	27-58	3-8	19-25	20-37-57	19	76	22	28	16	5	200
Pct.	46.6	37.5	76.0	DB: 3.2							

FG's (1st half: 14-32, 43.8%; 2nd half: 13-26, 50.0%)
3FG's (1st half: 1-3, 33.3%; 2nd half: 2-5, 40.0%)
FT's (1st half: 5-9, 55.6%; 2nd half: 14-16, 87.5%)

Wake Forest	FG	3FG	FT	REB	PF	TP	A	TO	B	S	Min
Walker f	2-9	1-2	0-2	4-1-5	4	5	0	3	3	3	29
Ray f	4-10	0-0	1-1	3-4-7	3	9	1	4	2	3	26
Garcia g	0-11	0-2	0-0	3-2-5	1	0	1	1	0	1	17
Thomas g	1-7	0-0	0-0	1-1-2	4	2	5	2	0	1	24
Boykin g	10-25	5-10	0-0	2-1-3	0	25	1	1	0	3	36
Hall	1-1	1-1	0-0	0-0-0	2	3	1	0	0	0	5
Douglas	0-6	0-1	0-2	0-1-1	0	0	3	1	0	0	15
Hamby	0-1	0-0	0-0	0-0-0	0	0	0	0	1	0	7
Wright	4-6	0-0	1-3	2-1-3	3	9	0	1	0	1	19
Williams	1-4	0-0	3-5	4-1-5	3	5	0	2	0	4	22
TEAM				4-1-5							
Totals	23-80	7-16	5-13	23-13-36	20	58	12	16	6	16	200
Pct.	28.8	43.8	38.5	DB: 3.1							

FG's (1st half: 10-38, 26.3%; 2nd half: 13-42, 31.0%)
3FG's (1st half: 4-6, 66.7%; 2nd half: 3-10, 30.0%)
FT's (1st half: 3-7, 42.9%; 2nd half: 2-6, 33.3%)

Officials: Eric Brewton, Denise Brooks, Rachelle Jones
Attendance: 1,358 • Technical Fouls: None

Score by Periods	1st	2nd	Total
Duke	34	42	76
Wake Forest	27	31	58

Elizabeth Johnson Nets Triple-Double

Blue Devil freshman Elizabeth Williams netted the fifth triple-double in school history at Wake Forest on January 6, 2012 with 18 points, 16 rebounds and 12 blocked shots.

Williams' 12 blocks was a new ACC and Duke record, while her 16 rebounds matched a Blue Devil freshman record. She played 33 minutes and hit 6-of-13 field goals.

In the first half, Williams posted four points, 10 rebounds and nine blocked shots in 19 minutes of play.

Duke was the only team in the nation in 2011-12 to have two student-athletes notch triple-doubles in the same season, while becoming just the fourth school in NCAA history as well.

[7/6] Duke 92, Pittsburgh 43

December 4, 2011
Durham, N.C. (Cameron Indoor Stadium)

Pittsburgh	FG	3FG	FT	REB	PF	TP	A	TO	B	S	Min
Dunn f	1-3	0-0	0-0	0-2-2	3	2	0	2	2	2	18
Golden f	0-0	0-0	2-2	2-0-2	0	2	0	2	1	1	15
Kiesel g	3-14	1-4	5-9	0-4-4	1	12	2	8	0	1	30
Dowd g	3-8	3-5	0-0	0-1-1	3	9	0	2	0	0	31
Anderson g	1-9	1-3	0-0	2-2-4	4	3	3	4	0	0	31
Logan	1-1	0-0	0-0	0-1-1	1	2	0	2	0	0	7
Davis	1-11	0-0	0-0	0-1-1	3	2	0	2	0	1	21
Burdgeess	1-1	0-0	0-1	2-2-4	0	2	1	2	1	0	25
McManus	3-12	0-0	3-4	5-7-12	3	9	0	0	0	2	22
TEAM				7-3-10							
Totals	14-59	5-12	10-16	18-23-41	18	43	6	24	4	7	200
Pct.	23.7	41.7	62.5	DB: 1							

FG's (1st half: 7-33, 21.2%; 2nd half: 7-26, 26.9%)
3FG's (1st half: 2-4, 50.0%; 2nd half: 3-8, 37.5%)
FT's (1st half: 6-9, 66.7%; 2nd half: 4-7, 57.1%)

DUKE	FG	3FG	FT	REB	PF	TP	A	TO	B	S	Min
Peters f	5-11	0-0	0-1	1-7-8	1	10	0	3	0	1	27
Williams c	5-14	0-0	2-3	4-5-9	3	12	1	4	5	3	26
Wells g	6-8	1-3	1-1	0-2-2	2	14	5	2	1	1	21
Gray g	5-7	2-2	2-2	3-8-11	2	14	13	1	1	6	33
Liston g	6-9	5-6	2-2	1-3-4	1	19	2	1	0	2	30
Johnson	0-0	0-0	0-0	0-1-1	0	0	0	0	0	0	4
Jackson	5-9	0-0	2-5	2-0-2	1	12	2	1	1	4	20
Scheer	4-8	2-4	0-1	3-1-4	3	10	1	0	0	2	19
Henson	0-5	0-1	0-1	0-3-3	1	0	3	1	1	0	15
Vernerey	0-1	0-0	1-2	0-0-0	2	1	0	1	0	0	5
TEAM				5-1-6							
Totals	36-72	10-16	10-18	19-31-50	16	92	27	14	9	19	200
Pct.	50.0	62.5	55.6	DB: 2.1							

FG's (1st half: 20-39, 51.3%; 2nd half: 16-33, 48.5%)
3FG's (1st half: 6-8, 75.0%; 2nd half: 4-8, 50.0%)
FT's (1st half: 3-5, 60.0%; 2nd half: 7-13, 55.6%)

Officials: Lawson Newton, Sue Blanch, Tom Danaher
Attendance: 4,428 • Technical Fouls: None

Score by Periods	1st	2nd	Total
Pittsburgh	22	21	43
Duke	49	43	92

Chelsea Gray Collects Triple-Double

Junior Chelsea Gray posted the fourth triple-double in school history against Pittsburgh on Dec. 4, 2011 with 14 points, 13 assists and 11 rebounds.

Gray's 13 assists were a Duke single-game record as she saw action in 33 minutes. She also tied a then career high with six steals against the Panthers.

In the first half, Gray had 10 points, eight assists and six rebounds.

Duke was the only team in the nation in 2011-12 to have two student-athletes notch triple-doubles in the same season, while becoming just the fourth school in NCAA history as well.

[10/12] Duke 74, Marquette 43

November 27, 2009
Cancun, Mexico (Moon Palace Resort)

DUKE	FG	3FG	FT	REB	PF	TP	A	TO	B	S	Min
Mitchell f	5-8	1-1	2-2	1-2-3	1	13	0	1	0	1	20
Cheek f	5-10	1-4	0-2	3-5-8	2	11	0	2	1	2	21
K. Thomas c	6-6	0-0	0-2	2-3-5	2	12	1	0	1	0	25
J. Thomas g	3-11	1-5	4-4	2-9-11	2	11	12	5	1	2	36
Jackson g	0-2	0-1	0-2	0-0-0	3	0	1	1	0	0	16
Hopkins	1-1	0-0	0-0	0-1-1	1	2	0	1	0	1	13
Selby	4-6	1-3	0-0	0-3-3	0	9	2	2	1	0	15
Christmas	1-5	0-2	0-0	1-2-3	0	2	1	0	0	1	21
Scheer	1-2	0-1	0-2	0-1-1	0	2	0	0	0	1	5
Rogers	0-0	0-0	0-0	1-2-3	0	0	1	1	0	0	6
Vernerey	5-8	0-0	2-3	0-2-2	2	12	0	4	0	0	22
TEAM				0-3-3							
Totals	31-59	4-17	8-17	10-33-43	13	74	18	17	4	8	200
Pct.	52.5	23.5	47.1	DB: 3							

FG's (1st half: 12-25, 48.0%; 2nd half: 19-34, 55.9%)
3FG's (1st half: 3-11, 27.3%; 2nd half: 1-6, 16.7%)
FT's (1st half: 2-3, 66.7%; 2nd half: 6-14, 42.9%)

Marquette	FG	3FG	FT	REB	PF	TP	A	TO	B	S	Min
Pachko f	3-9	0-2	0-1	6-4-10	4	6	0	5	1	0	27
Thomas-Johnson f	4-13	4-11	1-2	2-1-3	4	13	1	3	0	1	30
Jones f	2-6	0-0	0-2	2-1-3	0	4	1	1	0	1	25
Harris g	1-7	0-2	0-2	1-6-7	2	2	3	4	0	0	27
Robinson g	2-13	1-7	3-4	2-4-6	1	8	1	2	0	1	35
McMorris	1-9	0-4	0-0	2-2-4	4	2	4	2	0	2	18
Weibel	0-4	0-4	0-0	0-0-0	2	0	0	1	0	1	8
Fiedorowicz	2-3	0-0	0-0	3-2-5	0	4	0	0	0	0	14
Simmons	2-4	0-2	0-0	1-2-3	1	4	0	1	0	0	16
TEAM				3-2-5							
Totals	17-68	5-32	4-11	22-24-46	18	43	10	19	1	6	200
Pct.	25.0	15.6	36.4	DB: 3							

FG's (1st half: 6-28, 21.4%; 2nd half: 11-40, 27.5%)
3FG's (1st half: 1-14, 7.1%; 2nd half: 4-18, 22.2%)
FT's (1st half: 3-6, 50.0%; 2nd half: 1-5, 20.0%)

Officials: Dawn Marsh, Felicia Grinter, Shannon Feck
Attendance: 105 • Technical Fouls: None

Score by Periods	1st	2nd	Total
Duke	29	45	74
Marquette	16	27	43

Jasmine Thomas Posts Triple-Double

As a junior, Jasmine Thomas registered just the third triple-double in school history on November 27, 2009 during the Caribbean Challenge in Cancun, Mexico.

Thomas totaled 11 points, 12 assists and 11 rebounds in 36 minutes. The 12 assists matched the Duke single-game record at the time.

The Blue Devils went on to notch a 74-43 victory over Marquette in the contest.

[1/1] Duke 99, Miami 93

February 19, 2006
Miami, Fla. (BankUnited Center)

DUKE	FG	3FG	FT	REB	PF	TP	A	TO	B	S	Min
Williams f	4-10	0-0	4-5	2-4-6	3	12	1	1	2	1	36
Currie f	11-18	6-9	15-16	1-5-6	4	43	2	5	1	2	40
Black c	4-11	0-0	2-5	8-6-14	4	10	5	3	3	1	35
Harding g	2-8	0-2	3-8	1-5-6	1	7	3	9	1	3	41
Smith g	4-8	0-3	3-6	0-4-4	5	11	3	2	0	0	32
E. Waner	0-0	0-0	0-0	0-0-0	0	0	0	0	0	0	2
Kurz	0-0	0-0	0-0	1-2-3	1	0	0	0	0	0	4
A. Waner	1-3	1-3	0-0	0-0-0	3	3	1	4	0	1	19
Foley	2-3	0-1	2-2	0-1-1	1	6	1	1	0	0	24
Bales	3-4	0-0	1-1	1-3-4	1	7	0	1	1	2	17
TEAM				1-4-5							
Totals	31-65	7-18	30-43	15-34-49	23	99	16	26	8	10	250
Pct.	47.7	38.9	69.8	DB: 5							

FG's (1st half: 16-30, 53.3%; 2nd half: 11-25, 44.0%; OT: 4-10, 40.0%)
3FG's (1st half: 4-10, 40.0%; 2nd half: 2-5, 40.0%; OT: 1-3, 33.3%)
FT's (1st half: 4-5, 80.0%; 2nd half: 9-16, 56.3%; OT: 17-22, 77.3%)

Miami	FG	3FG	FT	REB	PF	TP	A	TO	B	S	Min
T. James f	9-19	1-5	13-14	2-9-11	4	32	3	4	0	5	45
L. James f	3-6	0-1	0-0	1-4-5	3	6	0	1	0	1	19
Knight g	7-12	4-6	2-2	2-5-7	5	20	1	4	1	1	33
Taylor g	2-17	1-6	5-6	2-2-4	3	10	4	4	0	4	44
Hayek g	2-5	2-5	0-0	2-0-2	4	6	4	3	1	2	25
Audibert	0-0	0-0	0-0	0-1-1	1	0	0	0	0	0	6
Dhababu	2-4	0-0	0-0	0-1-1	5	4	0	0	0	0	11
Grimmsley	5-12	0-1	2-4	2-2-4	4	12	2	8	2	2	38
Cunningham	1-2	1-2	0-1	0-0-0	3	3	1	0	0	0	29
TEAM				6-3-9							
Totals	31-77	9-26	22-27	17-27-44	32	93	15	24	4	15	250
Pct.	40.3	34.6	81.5	DB: 0							

FG's (1st half: 12-29, 41.4%; 2nd half: 14-32, 43.8%; OT: 5-16, 31.3%)
3FG's (1st half: 3-11, 27.3%; 2nd half: 4-9, 44.4%; OT: 2-6, 33.3%)
FT's (1st half: 6-8, 75.0%; 2nd half: 8-9, 88.9%; OT: 8-10, 80.0%)

Officials: Barbara Smith, Robert Trammell, Luis Gonzalez
Attendance: 1,648 • Technical Fouls: None

Score by Periods	1st	2nd	OT	2OT	Total
Duke	40	33	5	21	99
Miami	33	40	5	15	93

Currie Sets Duke Single Game Scoring Mark

Monique Currie registered a Duke single game scoring mark with 43 points at Miami on Feb. 19, 2006. The previous high for a Blue Devil was 41 by Alana Beard.

Currie scored 28 points through the second half of play before notching 15 points in the two overtimes to help the Blue Devils notch a 99-93 overtime victory.

In the second overtime, Currie hit 11 free throws to seal the victory. For the game, she hit 11-of-18 field goals and 15-of-16 free throws in 40 minutes.

[2/2] Duke 87, Florida State 68

January 5, 2006
Durham, N.C. (Cameron Indoor Stadium)

Florida State	FG	3FG	FT	REB	PF	TP	A	TO	B	S	Min
Adeduntan f	6-12	3-6	2-2	2-3-5	2	17	0	3	1	1	32
Miller c	4-9	0-0	1-2	1-2-3	4	9	1	3	2	0	25
Neely g	1-7	0-0	1-2	3-3-6	2	3	4	2	0	2	24
Johnson g	2-9	1-3	0-0	0-3-3	1	5	1	4	0	1	31
Gladden g	4-10	0-0	1-3	2-4-6	4	9	2	3	0	3	18
Freshour	1-1	1-1	1-2	1-0-1	1	4	1	1	0	1	11
Davis-Cain	4-8	1-3	1-2	1-0-1	4	10	0	2	0	1	24
Lautsch	0-0	0-0	0-0	0-0-0	0	0	0	0	0	0	4
Williams	2-7	0-0	3-4	2-4-6	1	7	4	2	0	3	19
Anthony	1-3	0-0	2-4	2-1-3	2	4	0	0	0	0	12
TEAM				1-3-4							
Totals	25-66	6-13	12-21	15-23-38	21	68	13	20	3	12	200
Pct.	37.9	46.2	57.1	DB: 4							

FG's (1st half: 13-34, 38.2%; 2nd half: 12-32, 37.5%)
3FG's (1st half: 5-10, 50.0%; 2nd half: 1-3, 33.3%)
FT's (1st half: 4-7, 57.1%; 2nd half: 8-14, 57.1%)

Duke	FG	3FG	FT	REB	PF	TP	A	TO	B	S	Min
Williams f	7-9	0-0	2-6	1-5-6	2	16	3	1	1	0	30
Currie f	7-12	2-3	5-6	3-9-12	1	21	11	5	0	3	35
Bales c	5-7	0-0	4-6	3-6-9	4	14	1	4	3	1	22
A. Waner g	2-8	1-5	2-2	0-5-5	2	7	1	2	1	1	23
Harding g	5-10	1-3	1-2	1-1-2	0	12	3	2	1	1	32
E. Waner	0-1	0-0	0-0	0-0-0	1	0	0	0	0	0	4
Kurz	1-2	1-1	0-0	1-1-2	2	3	1	0	0	3	9
Black	2-4	0-0	0-0	2-3-5	3	4	0	1	2	2	13
Smith	2-4	0-0	4-4	0-1-1	1	8	3	3	0	1	16
Foley	0-3	0-2	0-1	0-0-0	1	0	0	1	0	0	11
Gay	1-1	0-0	0-0	1-0-1	0	2	0	0	0	0	5
TEAM				0-1-1							
Totals	32-61	5-14	18-27	12-32-44	17	87	23	19	8	12	200
Pct.	52.5	35.7	66.7	DB: 2							

FG's (1st half: 19-35, 54.3%; 2nd half: 13-26, 50.0%)
3FG's (1st half: 4-9, 44.4%; 2nd half: 1-5, 20.0%)
FT's (1st half: 7-7, 100.0%; 2nd half: 11-20, 55.0%)

Officials: Joe Cunningham, Mark Hardcastle, Tom Baldinelli
Attendance: 4,675 • Technical Fouls: None

Score by Periods	1st	2nd	Total
Florida State	35	33	68
Duke	49	38	87

Currie Collects Triple-Double at Florida State

For just the second time in school history, Monique Currie registered a triple-double with 21 points, 11 assists and 12 rebounds on Jan. 5, 2006 versus Florida State.

Currie registered 14 points, six assists and four rebounds in the first half, before notching seven points, five assists and eight rebounds in the second stanza.

She played 35 minutes, while hitting 7-of-12 field goals in the Blue Devil victory.

[1/1] Duke 60, Virginia 59

January 9, 2003
Charlottesville, Va. (University Hall)

DUKE	FG	3FG	FT	REB	PF	TP	A	TO	B	S	Min
Tillis f	0-6	0-2	6-6	4-2-6	5	6	3	2	0	0	26
Matyasovsky f	2-7	0-2	0-0	3-4-7	2	4	1	1	1	0	29
Bass c	1-5	0-0	2-4	0-2-2	4	4	0	3	0	0	14
Krapohl g	0-2	0-2	0-0	0-1-1	0	0	2	1	0	0	24
Beard g	16-30	1-3	8-10	5-5-10	4	41	0	1	2	1	39
Mosch g	0-2	0-1	5-8	2-1-3	1	5	1	0	0	0	28
Harding g	0-3	0-1	0-2	1-2-3	3	0	0	3	0	2	30
Whitley g	0-4	0-0	0-0	0-1-1	3	0	0	1	1	0	10
TEAM				5-1-6							
Totals	19-59	1-11	21-30	20-19-39	22	60	7	12	4	3	200
Pct.	32.2	9.1	70.0	DB: 4							

FG's (1st half: 6-26, 23.1%; 2nd half: 13-33, 39.4%)
3FG's (1st half: 0-5, 0%; 2nd half: 1-6, 16.7%)
FT's (1st half: 11-16, 68.8%; 2nd half: 10-14, 71.4%)

Virginia	FG	3FG	FT	REB	PF	TP	A	TO	B	S	Min
Sardin f	2-7	0-0	3-3	0-4-4	4	7	1	3	0	0	18
Crosswhite f	5-11	0-4	3-3	2-1-3	3	13	1	0	1	1	26
O'Reggio c	3-4	0-0	0-0	4-8-12	3	6	1	2	2	1	18
Blue g	3-9	0-1	4-4	0-1-1	5	10	6	2	2	1	18
GrantFairley g	6-9	0-1	0-0	1-2-3	1	12	2	4	1	0	33
Dickson	1-4	1-3	0-0	0-0-0	0	3	0	0	0	0	11
Jaeger	0-1	0-0	1-2	1-1-2	1	1	0	1	0	1	8
Chatman	0-2	0-0	0-0	0-0-0	1	0	0	0	0	0	7
Prillman	0-1	0-1	0-0	1-1-2	0	0	0	1	0	0	17
LoganFriend	1-2	0-0	5-7	2-2-4	4	7	0	3	2	0	21
Sahin	0-3	0-0	0-0	0-1-1	1	0	0	1	0	0	10
TEAM				2-1-3							
Totals	21-53	1-10	16-19	13-22-35	23	59	11	17	8	4	200
Pct.	39.6	10.0	84.2	DB: 2							

FG's (1st half: 12-29, 41.4%; 2nd half: 9-25, 37.5%)
3FG's (1st half: 1-6, 16.7%; 2nd half: 0-4, 0.0%)
FT's (1st half: 3-6, 50.0%; 2nd half: 13-13, 100%)

Officials: Nan Sisk, Dan Outlaw, Mark Zentz
Attendance: 4,172 • Technical Fouls: None

Score by Periods	1st	2nd	Total
Duke	23	37	60
Virginia	28	31	59

Beard Tallies School-Record 41 Points

Led by Alana Beard's record-breaking performance, top-ranked Duke downed Virginia, 60-59 on Jan. 9, 2003 in Charlottesville, Va.

Beard collected 14 points in the first half before scoring 27 points in the second stanza on 10-of-19 shooting on her way to scoring a school-record 41 points.

She scored Duke's final six points of the game, including two free throws with one second remaining to clinch the Blue Devil win.

Duke 128, Howard 53

December 6, 2002
Durham, N.C. (Cameron Indoor Stadium)

Howard	FG	3FG	FT	REB	PF	TP	A	TO	B	S	Min
Kirk f	1-6	0-4	2-2	0-1-1	5	4	1	2	1	1	18
Ruglass f	3-4	0-0	0-0	1-0-1	1	6	0	1	0	1	14
Askew c	2-4	1-3	0-0	1-1-2	0	5	1	4	0	1	29
Petty g	7-17	2-4	2-2	0-5-5	4	18	1	6	0	2	38
Shelton g	1-4	0-2	0-0	0-0-0	0	2	0	4	0	3	12
Johnson	2-9	0-0	2-3	3-1-4	4	6	0	1	0	1	30
Wiggins	0-0	0-0	0-0	0-0-0	0	0	0	0	0	0	4
Hicks	1-11	1-4	4-4	0-0-0	3	7	5	8	0	1	28
James	1-7	1-1	2-4	3-1-4	2	5	1	2	0	1	20
Hodgers	0-1	0-0	0-0	0-0-0	0	0	0	0	0	0	5
Vickers	0-0	0-0	0-0	0-0-0	0	0	0	1	0	0	2
TEAM				4-2-6							
Totals	18-63	5-18	12-15	12-11-23	19	53	9	29	1	11	200
Pct.	28.6	27.8	80.0	DB: 1							

FG's (1st half: 11-33, 33.3%; 2nd half: 7-30, 23.3%)
3FG's (1st half: 1-5, 20.0%; 2nd half: 4-13, 30.8%)
FT's (1st half: 0-1, 0.0%; 2nd half: 12-14, 85.7%)

DUKE	FG	3FG	FT	REB	PF	TP	A	TO	B	S	Min
Tillis f	8-11	1-2	5-7	5-5-10	1	22	4	1	0	1	21
Matyasovsky f	2-3	0-0	0-0	2-4-6	0	4	2	3	1	1	17
Bass c	6-11	0-0	7-9	4-3-7	1	19	1	1	3	1	20
Krapohl g	3-5	3-5	0-0	1-1-2	0	9	6	2	0	1	21
Beard g	7-13	0-1	2-2	2-6-8	2	16	8	1	1	5	23
Mosch g	2-9	0-0	4-4	1-0-1	1	8	3	2	0	4	18
Harding g	5-7	0-2	2-2	2-2-4	2	12	1	1	0	3	23
Smith	7-9	0-0	0-0	2-2-4	1	14	2	2	2	0	16
Foley	5-9	2-5	0-0	0-4-4	3	12	5	1	0	0	18
Whitley	6-7	0-1	0-1	2-4-6	3	12	3	3	0	1	23
TEAM				2-4-6							
Totals	51-84	6-16	20-25	23-35-58	14	128	35	17	7	17	200
Pct.	60.7	37.5	80.0	DB: 2							

FG's (1st half: 23-42, 54.8%; 2nd half: 28-42, 66.7%)
3FG's (1st half: 3-7, 42.9%; 2nd half: 3-9, 33.3%)
FT's (1st half: 11-13, 84.6%; 2nd half: 9-12, 75.0%)

Officials: Lawson Newton, Michael Utley, Mark Hardcastle
Attendance: 2,417 • Technical Fouls: None

Score by Periods	1st	2nd	Total
Howard	23	30	53
Duke	60	68	128

Duke Scores School-Record 128 Points

Duke registered a school-record 128 points as the Blue Devils downed Howard, 128-53. The Blue Devils hit 60.7 percent of their field goals led by seven different Duke players in double-digits.

[4/4] Duke 92, [15/16] Clemson 42

January 28, 2001
Durham, N.C. (Cameron Indoor Stadium)

Clemson	FG	3FG	FT	REB	PF	TP	A	TO	B	S	Min
Forns f	1-4	0-1	0-0	1-2-3	1	2	2	4	0	0	21
Gienney f	4-7	0-0	2-2	0-2-2	3	10	0	3	0	2	30
Batth c	1-4	0-0	1-2	0-1-1	2	3	0	4	0	1	20
Scott g	3-6	0-1	0-0	0-0-0	1	6	2	4	0	3	18
Floyd g	3-8	1-3	0-0	2-1-3	2	7	1	4	0	1	33
Slosser	1-6	0-0	1-4	0-3-3	2	3	1	3	0	0	23
Gaines	0-1	0-0	1-2	0-1-1	0	1	0	0	0	0	6
Queen	1-2	0-0	0-0	1-2-3	0	2	2	1	0	0	10
Stokes	1-5	1-2	0-0	0-2-2	1	3	1	3	0	0	12
Aderhold	2-5	1-3	0-0	1-0-1	0	5	0	0	0	0	21
Crowe	0-1	0-1	0-0	0-1-1	0	0	0	0	0	0	6
TEAM				2-0-2							
Totals	17-49	3-11	5-10	7-15-22	12	42	9	25	0	7	200
Pct.	34.7	27.3	50.0	DB: 3							

FG's (1st half: 8-23, 34.8%; 2nd half: 9-26, 34.6%)
3FG's (1st half: 1-6, 16.7%; 2nd half: 2-5, 40.0%)
FT's (1st half: 2-4, 50.0%; 2nd half: 3-6, 50.0%)

DUKE	FG	3FG	FT	REB	PF	TP	A	TO	B	S	Min
Parent f	1-1	0-0	0-0	4-1-5	1	2	4	3	0	5	20
Tillis f	7-10	2-2	0-0	1-3-4	3	16	0	3	1	0	19
Mosch g	12-12	2-2	4-4	2-9-11	0	30	6	2	0	5	29
Craig g	3-9	0-2	2-2	2-3-5	1	8	1	2	0	3	26
Schweitzer g	4-9	3-5	2-2	1-1-2	1	13	8	1	0	1	29
Krapohl	1-2	1-2	0-0	0-0-0	1	3	5	0	0	0	13
Gebisa	0-0	0-0	0-0	0-0-0	0	0	0	0	0	0	3
Gvozdenovic	1-2	0-0	0-0	0-1-1	0	2	0	0	0	0	5
West	2-9	1-6	0-0	0-1-1	0	5	1	1	0	1	15
Brown	1-2	0-0	1-2	2-1-3	1	3	0	1	1	1	7
Matyasovsky	3-4	1-2	0-0	1-3-4	2	7	1	2	1	1	22
White	0-2	0-0	3-4	1-2-3	1	3	0	2	0	0	12
TEAM				0-2-2							
Totals	35-62	10-21	12-14	14-27-41	11	92	26	18	3	17	200
Pct.	56.5	47.6	85.7	DB: 0							

FG's (1st half: 21-35, 60.0%; 2nd half: 14-27, 51.9%)
3FG's (1st half: 5-10, 50.0%; 2nd half: 5-11, 45.5%)
FT's (1st half: 9-10, 90.0%; 2nd half: 3-4, 75.0%)

Officials: Dennie Demayo, Tommy Salerno, Dan Outlaw
Attendance: 6,194 • Technical Fouls: None

Score by Periods	1st	2nd	Total
Clemson	19	23	42
Duke	56	36	92

Mosch is Perfect from the Field Against Clemson

With Duke All-American Alana Beard out with an injury, Sheana Mosch hit a school-record 12-of-12 field goals on her way to scoring 30 points and grabbing 11 rebounds in a 92-42 victory over 15th-ranked Clemson on Jan. 28, 2001.

During the four-game stretch Beard was injured, Mosch averaged 26.5 points, 6.0 rebounds, 2.5 assist and 2.0 steals. She hit 71.2 percent of her field goals and 66.7 from downtown. Mosch led Duke to a 4-0 record during that stretch, including victories over two ranked opponents.

For her efforts, Mosch was named National Star of the Week by WomensCollegeHoops.com and earned one ACC Player of the Week honor.

Duke 74, North Carolina 72

January 25, 1995
Durham, N.C. (Cameron Indoor Stadium)

UNC	FG	3FG	FT	REB	PF	TP	A	TO	B	S	Min
Smith f	3-10	1-3	0-1	4-5-9	5	7	1	5	0	0	26
Lawrence f	5-10	3-7	0-1	1-2-3	2	13	2	2	0	0	37
Gillingham c	2-9	0-2	0-0	6-2-8	2	4	2	1	2	1	29
Gear g	1-3	0-1	0-0	0-0-0	0	2	0	1	0	0	12
Jones g	11-26	1-6	5-6	5-3-8	0	28	2	3	2	5	37
Jackson	2-7	0-0	2-2	4-2-6	3	6	0	3	1	3	22
McKee	0-0	0-0	0-0	0-0-0	0	0	0	0	0	0	3
Reid	5-14	1-2	0-1	4-5-9	0	11	1	2	0	1	26
Cooper	0-1	0-0	1-2	2-0-2	0	1	1	1	0	0	5
Suddreth	0-1	0-0	0-0	0-0-0	0	0	0	0	0	0	3
N. Walker	0-0	0-0	0-0	0-0-0	0	0	0	0	0	0	0
S. Walker	0-0	0-0	0-0	0-0-0	0	0	0	0	0	0	0
TEAM				0-4-4							
Totals	29-81	6-21	8-13	26-23-49	12	72	9	18	5	10	200
Pct.	35.8	28.6	61.5	DB: 4							

FG's (1st half: 13-36, 36.1%; 2nd half: 16-45, 35.6%)
3FG's (1st half: 3-9, 33.3%; 2nd half: 3-12, 25.0%)
FT's (1st half: 7-9, 77.8%; 2nd half 1-4, 25.0%)

DUKE	FG	3FG	FT	REB	PF	TP	A	TO	B	S	Min
Kauffman f	8-22	0-0	3-3	5-5-10	4	19	2	2	1	0	35
Hall f	4-4	0-0	1-3	3-6-9	3	9	1	0	1	2	25
Day c	8-15	0-0	0-0	0-6-6	1	16	3	4	0	0	40
Scanlon g	7-15	1-5	0-0	1-6-7	0	15	2	4	0	2	40
Orr g	3-7	0-0	0-0	1-3-4	3	6	7	7	0	5	38
Brandau	0-0	0-0	0-0	0-0-0	1	0	0	0	0	0	2
Blanding	2-6	0-0	0-2	1-2-3	1	4	0	0	2	2	12
McGinnis	0-0	0-0	0-0	0-0-0	0	0	0	0	0	0	0
Meiman	2-2	1-1	0-0	0-1-1	1	5	2	0	0	0	8
Brown	0-0	0-0	0-0	0-0-0	0	0	0	0	0	0	0
Coggeshall	0-0	0-0	0-0	0-0-0	0	0	0	0	0	0	0
TEAM				2-2-4							
Totals	34-71	2-6	4-8	13-31-44	14	74	17	17	4	11	200
Pct.	35.8	28.6	61.5	DB: 4							

FG's (1st half: 15-32, 46.9%; 2nd half: 19-39, 48.7%)
3FG's (1st half: 1-3, 33.3%; 2nd half: 1-3, 33.3%)
FT's (1st half: 2-2, 100.0%; 2nd half: 2-6, 33.3%)

Officials: Lawson Newton, Richard Frankof, Ken Chepy
Attendance: 5,000 • Technical Fouls: None

Score by Periods	1st	2nd	Total
North Carolina	36	36	72
Duke	33	41	74

Duke Upsets No. 3 North Carolina

On Jan. 25, 1995, the Blue Devils registered a 74-72 victory over third-ranked North Carolina. The win marked the first time Duke had knocked off a top-three ranked Tar Heel squad.

In the victory, Allison Day hit the game-winner as time expired. Day took an inbounds pass from Jen Scanlon, wheeled and shot from the left baseline as the clock hit one second. By the time the ball had bounced five times on the rim, the clock had expired and 5,000 fans were waiting anxiously to see if it would drop through the net. It did, and the Blue Devils ended a 32-game winning streak by the defending national champion Tar Heels.

Duke 70, Manhattan 55

March 11, 1987
Durham, N.C. (Cameron Indoor Stadium)

Manhattan	FG	3FG	FT	REB	PF	TP	A	TO	B	S	Min
Jack f	4-9	--	4-4	0-4-4	4	12	0	2	0	0	29
Robson f	3-12	--	1-2	3-5-8	3	7	0	2	0	0	22
Harding c	2-3	--	0-2	0-1-1	5	4	1	0	0	0	19
Gordon g	2-11	--	2-2	1-6-7	3	6	5	4	0	1	31
O'Connor g	4-9	--	3-7	2-2-4	1	11	1	4	0	5	31
Seybold	1-7	--	0-0	0-0-0	0	2	0	0	0	0	22
Mullfinger	1-1	--	0-0	0-1-1	1	2	0	0	0	0	8
O'Flaherty	1-4	--	2-2	1-1-2	4	10	1	0	0	0	21
Sellinger	4-4	--	0-0	1-2-3	0	0	0	1	0	0	14
Snyder	0-4	--	1-2	0-0-0	2	1	0	0	0	0	2
Cehelsky	0-0	--	0-0	0-1-1	0	0	0	0	0	0	1
TEAM				2							
Totals	21-60	0-0	13-21	8-23-33	23	55	8	13	0	6	200
Pct.	35.0	0.0	61.9	DB: 5							

FG's (1st half: 13-27, 48.1%; 2nd half: 8-33, 24.2%)
3FG's (1st half: 0-0, 0.0%; 2nd half: 0-0, 0.0%)
FT's (1st half: 3-7, 42.9%; 2nd half: 10-14, 71.4%)

DUKE	FG	3FG	FT	REB	PF	TP	A	TO	B	S	Min
Anderson f	3-8	--	0-2	3-7-10	0	6	4	1	0	0	29
Moreland f	9-14	--	7-9	1-5-6	3	25	0	2	1	1	38
Sullivan c	3-4	--	0-0	4-4-8	5	6	1	2	1	0	24
Hunter g	0-6	--	0-0	0-2-2	1	0	1	2	0	2	26
Meier g	6-11	--	4-5	3-8-11	3	16	10	4	0	2	32
Sonzogni	1-3	--	0-0	0-1-1	2	2	2	3	0	0	17
Harnett	5-11	--	4-6	1-1-2	1	14	1	1	2	0	19
Langhi	0-1	--	0-0	0-0-0	0	0	0	0	0	0	4
Christopher	0-0	--	1-2	1-3-4	3	1	0	2	0	0	4
Morgan	0-0	--	0-0	0-0-0	0	0	0	0	0	0	2
Kalinowski	0-2	--	0-1	1-1-2	0	0	0	1	0	0	1
TEAM				1							
Totals	21-60	0-0	16-25	14-32-47	18	70	19	18	4	5	200
Pct.	35.0	0.0	64.0	DB: 4							

FG's (1st half: 10-25, 40.0%; 2nd half: 17-35, 48.6%)
3FG's (1st half: 0-0, 0.0%; 2nd half: 0-0, 0.0%)
FT's (1st half: 9-13, 69.2%; 2nd half: 7-12, 58.3%)

Officials: Ron Collins, Vicky Davis
Attendance: 1,200 est. • Technical Fouls: None

Score by Periods	1st	2nd	Total
Manhattan	29	26	55
Duke	29	41	70

Blue Devils Net First NCAA Tournament Win

For the first time in school history, the Blue Devils made an appearance in the NCAA Tournament on March 11, 1987. Duke welcomed Manhattan to Cameron Indoor Stadium and the Blue Devils went on to produce a 70-55 victory in front of an estimated 1,200 fans.

Katie Meier led Duke with the first triple-double in school history as she notched 16 points, 11 rebounds and 10 assists in 32 minutes of play. Chris Moreland added a game-high 25 points.

Duke 82, Catawba 33

January 10, 1979
Durham, N.C. (Cameron Indoor Stadium)

Catawba	FG	3FG	FT	REB	PF	TP	A	TO	B	S	Min
Wyatt f	0-1	--	0-0	4	3	0	0	5	0	4	18
Meyers f	0-2	--	0-0	10	2	0	0	4	0	0	12
Charleton c	1-7	--	2-2	0	0	4	0	2	0	3	26
Carter g	1-5	--	7-12	3	1	9	0	4	0	3	20
Pearson g	2-5	--	4-5	2	1	8	0	5	0	1	19
Hardy	0-5	--	2-3	3	0	2	1	3	0	0	2
Bennett	1-3	--	0-0	0	1	2	0	4	0	3	17
Hedrick	2-5	--	0-1	3	0	4	0	5	0	2	27
Bass	0-2	--	2-3	2	1	2	0	1	0	1	60
Symanski	1-2	--	0-4	1	2	2	0	3	0	2	3
Totals	8-37	0-0	17-30	24	12	33	1	36	0	19	200
Pct.	35.0	0.0	61.9	DB: 5							

FG's (1st half: 42.1%; 2nd half: 21.6%)
3FG's (1st half: 0-0, 0.0%; 2nd half: 0-0, 0.0%)
FT's (1st half: 84.6%; 2nd half: 56.6%)

DUKE	FG	3FG	FT	REB	PF	TP	A	TO	B	S	Min
Krause f	7-23	--	1-4	24	3	15	2	3	1	1	29
Earnhardt f	3-11	--	1-2	9	0	7	3	0	0	4	31
Warren c	7-12	--	1-2	9	2	15	1	5	0	2	26
Markiewicz g	2-5	--	0-0	1	4	4	0	3	0	3	16
McCarthy g	9-16	--	0-1	1	2	18	3	3	0	5	29
Bergeron	3-3	--	0-0	1	1	6	2	0	0	1	8
Monroe	0-0	--	0-0	1	4	0	1	0	0	0	4
Billger	4-8	--	2-4	13	1	10	0	2	1	2	19
Lermard	0-2	--	1-2	2	0	1	1	1	0	1	14
Griffin	0-4	--	0-0	1	0	0	0	0	0	0	4
Friend	2-5	--	0-0	3	0	4	0	0	0	0	4
Matthews	1-3	--	0-0	3	2	2	2	4	0	0	17
Totals	38-92	0-0	6-15	69	19	82	15	21	2	19	200
Pct.	35.0	0.0	64.0	DB: 4							

FG's (1st half: 38.2%; 2nd half: 41.3%)
3FG's (1st half: 0-0, 0.0%; 2nd half: 0-0, 0.0%)
FT's (1st half: 28.5%; 2nd half: 40.0%)

Technical Fouls: None

Score by Periods	1st	2nd	Total
Catawba	27	6	33
Duke	38	44	82

Krause Pulls Down School Record Rebounds

During an 82-33 victory over Catawba, Barb Krause pulled down a school-record 24 rebounds as she played 29 minutes in the win.

Krause added 15 points in the Blue Devil victory as the Duke defense held Catawba to only six points in the second half.

Team

Most Points Scored

By Duke 120 vs. Alabama (3OT), 3-18-95
 By Opponent 121 by Alabama (3OT), 3-18-95

Fewest Points Scored

By Duke 40 vs. Connecticut, 3-29-11
 By Opponent 27 by Southern, 3-19-06

Largest Victory Margin

By Duke 69 (96-27) vs. Southern, 3-19-06
 By Opponent 35 (75-40) by Connecticut, 3-29-11

Largest Halftime Margin

By Duke 38 (48-10) vs. Hampton, 3-18-17
 By Opponent 15 by Stanford, 3-26-12

Most Field Goals Made

By Duke 48 vs. Alabama (3OT), 3-18-95
 By Opponent 44 by Alabama (3OT), 3-18-95

Most Field Goals Attempted

By Duke 93 vs. Alabama (3OT), 3-18-95
 By Opponent 114 by Alabama (3OT), 3-18-95

Highest Field Goal Percentage

By Duke656 at Vanderbilt, 3-20-12
 By Opponent556 by Louisiana State, 3-25-00

Fewest Field Goals Scored

By Duke 15, two times
 *most recent* vs. Connecticut, 3-29-11
 By Opponent 11 by Southern, 3-19-06

Fewest Field Goals Attempted

By Duke 44, two times
 *most recent* vs. Old Dominion, 3-20-99
 By Opponent 43, two times
 *most recent* vs. Tennessee-Martin, 3-19-11

Most Three-Point Field Goals

By Duke 11 vs. Norfolk State, 3-15-02
 By Opponent 14 by DePaul, 3-24-14

Most Three-Point Attempts

By Duke 29 vs. Northwestern State, 3-15-04
 By Opponent 52 by Alabama (3OT), 3-18-95

Highest Three-Point Percentage

By Duke636 at Vanderbilt, 3-20-12
 By Opponent500 by Middle Tennessee State, 3-14-98

Most Free Throws Made

By Duke 26 vs. Western Kentucky, 3-20-00
 By Opponent 33 by Illinois, 3-16-97

Most Free Throw Attempts

By Duke 31 vs. Middle Tennessee State, 3-14-98
 31 vs. Minnesota, 3-30-04
 By Opponent 40 by Illinois, 3-16-97

Highest Free Throw Percentage

By Duke 1.000 (16-16) vs. Stanford, 3-26-12
 By Opponent 1.000 by Florida, 3-21-98
 1.000 by LSU, 3-22-10

Most Rebounds

By Duke 67 vs. Alabama (3OT), 3-18-95
 By Opponent 59 by Alabama (3OT), 3-18-95

Most Assists

By Duke 30 vs. Northwestern State, 3-21-04
 By Opponent 22, two times
 *most recent*, by Louisiana State, 3-25-00

Most Steals

By Duke 23 vs. San Diego State, 3-27-10
 By Opponent 16 by Albany, 3-20-15

Most Blocked Shots

By Duke 12 vs. Texas Tech, 3-31-03
 By Opponent 11 by Michigan State, 3-24-09

Top Duke Scoring in NCAA Tournament Action

37	Ali Day (Jr.)	vs. Alabama in 1995
30	Kira Orr (So.)	vs. Alabama in 1995
30	Alana Beard (Sr.)	vs. Marquette in 2004
29	Jasmine Thomas (Jr.)	vs. San Diego State in 2010
29	Alana Beard (Jr.)	vs. Tennessee in 2003
29	Alana Beard (So.)	vs. Norfolk State in 2002
28	Alana Beard (Jr.)	vs. Texas Tech in 2003
27	Alana Beard (Fr.)	vs. SW Missouri State in 2001
27	Alana Beard (Jr.)	vs. Utah in 2003
26	Rebecca Greenwell (Jr.)	vs. Hampton in 2017
26	Chante Black (Jr.)	vs. Arizona State in 2008
26	Abby Waner (So.)	vs. Holy Cross in 2007
26	Alana Beard (So.)	vs. TCU in 2002
25	Leaonna Odom (So.)	vs. Belmont in 2018
25	Lexie Brown (Jr.)	vs. Oregon in 2017
25	Haley Peters (So.)	at Vanderbilt in 2012
25	Sheana Mosch (Fr.)	vs. Western Kentucky in 2000
25	Georgia Schweitzer (Jr.)	vs. Western Kentucky in 2000
25	Chris Moreland (Jr.)	vs. Manhattan in 1987
24	Alana Beard (So.)	vs. South Carolina in 2002
24	Carey Kauffman (Sr.)	vs. Alabama in 1995
24	Payton Black (Fr.)	vs. San Francisco in 1996
24	Nicole Erickson (Sr.)	vs. Old Dominion in 1999
23	Leaonna Odom (Fr.)	vs. Hampton in 2017
23	Chelsea Gray (So.)	vs. Stanford in 2012
23	Tricia Liston (So.)	at Vanderbilt in 2012
23	Karima Christmas (Sr.)	vs. DePaul in 2011
22	Leaonna Odom (So.)	vs. Connecticut in 2018
22	Azura Stevens (Fr.)	vs. Mississippi State in 2015
22	Tricia Liston (So.)	vs. Samford in 2012
22	Alana Beard (Fr.)	vs. UWM in 2001
22	Chris Moreland (Jr.)	vs. Rutgers in 1987
22	Ty Hall (So.)	vs. Oklahoma State in 1995
22	Kira Orr (Sr.)	vs. Illinois in 1997
22	Georgia Schweitzer (So.)	vs. Tennessee in 1999
22	Nicole Erickson (Sr.)	vs. Georgia in 1999
22	Alison Bales (Jr.)	vs. Southern California in 2006
21	Alison Bales (Sr.)	vs. Rutgers in 2007
21	Mistie Williams (Jr.)	vs. Canisius in 2005
21	Nicole Erickson (Jr.)	vs. Louisville in 1998
21	Icey Tillis (Jr.)	vs. Georgia in 2003
21	Monique Currie (Jr.)	vs. Boston College in 2005
20	Rebecca Greenwell (Fr.)	vs. Albany in 2015
20	Tricia Liston (Sr.)	vs. Winthrop in 2014
20	Monique Currie (Fr.)	vs. TCU in 2002
20	Rometra Craig (Fr.)	vs. UWM in 2001
20	Nicole Erickson (Jr.)	vs. Florida in 1998
20	Peppi Browne (So.)	vs. Arkansas in 1998
20	Michele Van Gorp (Sr.)	vs. St. Johns in 1999
20	Kira Orr (Sr.)	vs. DePaul in 1997
20	Michele Van Gorp (Sr.)	vs. Georgia in 1999

Individual

Points in a Game

- 37 Ali Day vs. Alabama, 3-18-95 (3OT)
- 30 Alana Beard vs. Marquette, 3-23-04
- 30 Kira Orr vs. Alabama, 3-18-95 (3OT)
- 29 Jasmine Thomas vs. San Diego St., 3-27-10
- 29 Alana Beard vs. Tennessee, 4-6-03
- 29 Alana Beard vs. Norfolk State, 3-15-02

Field Goals Made

- 14 Ali Day vs. Alabama, 3-18-95 (3OT)
- 12 Haley Peters at Vanderbilt, 3-20-12
- 12 Alana Beard vs. Tennessee, 4-6-03
- 12 Alana Beard vs. Norfolk State, 3-15-02
- 12 Kira Orr vs. Alabama, 3-18-95 (3OT)

Field Goals Attempted

- 24 Alana Beard vs. Tennessee, 4-6-03
- 23 Alana Beard vs. Texas Christian, 3-17-02
- 23 Kira Orr vs. Alabama, 3-18-95 (3OT)
- 22 Jasmine Thomas vs. Connecticut, 3-29-11
- 22 Jasmine Thomas vs. Marist, 3-21-11
- 21 Kira Orr vs. Illinois, 3-16-97
- 20 Chante Black vs. Arizona State, 3-25-08
- 20 Alana Beard vs. Texas Tech, 3-31-03
- 20 Iciss Tillis vs. Oklahoma, 3-29-02
- 20 Ali Day vs. Alabama, 3-18-95 (3OT)

Field Goal Percentage

- .833 (10-12) Alana Beard vs. Utah, 3-25-03

Minimum 10 field goal attempts

Three-Point Field Goals Made

- 6 Rebecca Greenwell vs. Albany, 3-20-15
- 6 Abby Waner vs. Holy Cross, 3-18-07
- 5 Nicole Erickson vs. Louisville, 3-16-98
- 4 Rebecca Greenwell vs. Belmont, 3-17-18
- 4 Lexie Brown vs. Hampton, 3-18-17
- 4 Tricia Liston vs. Winthrop, 3-22-14
- 4 Jessica Foley vs. Northwestern St., 3-21-04
- 4 Vicki Krapohl vs. Norfolk State, 3-15-02
- 4 Nicole Erickson vs. Georgia, 3-26-99

Three-Point Field Goals Attempted

- 13 Kira Orr vs. Illinois, 3-16-97
- 11 Rebecca Greenwell vs. Belmont, 3-17-18
- 11 Rebecca Greenwell vs. Albany, 3-20-15
- 11 Missy West vs. Western Kentucky, 3-20-00
- 9 Abby Waner at Michigan State, 3-24-09
- 9 Jessica Foley vs. Northwestern State, 3-21-04

Free Throws Made

- 12 Alana Beard vs. Texas Tech, 3-21-03
- 11 Sheana Mosch vs. Western Kentucky, 3-20-00
- 11 Nicole Erickson vs. Old Dominion, 3-20-99
- 9 Chelsea Gray vs. Stanford, 3-26-12
- 9 Karima Christmas vs. DePaul, 3-27-11
- 9 Monique Currie vs. Southern, 3-19-06
- 9 Sheana Mosch vs. Texas, 3-23-02
- 9 Monique Currie vs. Texas Christian, 3-17-02

Free Throws Attempted

- 14 Karima Christmas vs. DePaul, 3-27-11
- 14 Alana Beard vs. Texas Tech, 3-31-03
- 11 Chante Black vs. Texas A&M, 3-20-08
- 11 Sheana Mosch vs. Western Kentucky, 3-20-00
- 11 Nicole Erickson vs. Old Dominion, 3-20-99
- 10 Elizabeth Williams vs. Albany, 3-20-15
- 10 Chante Black vs. Arizona State, 3-25-08

- 10 Monique Currie vs. Southern, 3-19-06
- 10 Sheana Mosch vs. Texas, 3-23-02
- 10 Monique Currie vs. Texas Christian, 3-17-02

Free Throw Percentage

- 1.000 (11-11) Sheana Mosch vs. WKU, 3-20-00
- 1.000 (11-11) Nicole Erickson vs. ODU, 3-20-99
- 1.000 (9-9) Chelsea Gray vs. Stanford, 3-26-12
- 1.000 (8-8) Jasmine Thomas vs. SDSU, 3-27-10
- 1.000 (7-7) Lexie Brown vs. Oregon, 3-20-17
- 1.000 (6-6) Rebecca Greenwell vs. Hampton, 3-18-17
- 1.000 (6-6) Tricia Liston vs. Samford, 3-18-12
- 1.000 (6-6) Haley Peters vs. Samford, 3-18-12
- 1.000 (6-6) Monique Currie vs. Georgia, 3-26-05
- 1.000 (6-6) Nicole Erickson vs. Cal, 3-21-98
- 1.000 (6-6) Ali Day vs. Alabama, 3-18-95 (3OT)

Minimum six made free throws

Rebounds

- 14 Carey Kauffman vs. Alabama, 3-18-95 (3OT)
- 13 Karima Christmas vs. Michigan St., 3-24-09
- 13 Chante Black vs. Arizona State, 3-25-08
- 13 Alison Bales vs. Connecticut, 6-28-06
- 13 Mistie Bass vs. Georgia, 3-26-05
- 13 Monique Currie vs. Norfolk State, 3-15-02
- 13 Tyish Hall vs. Alabama, 3-18-95 (3OT)

Assists

- 12 Chelsea Gray at Vanderbilt, 3-20-12
- 10 Katie Meier vs. Manhattan, 3-11-87
- 9 Lexie Brown vs. Hampton, 3-18-17
- 9 Wanisha Smith vs. Holy Cross, 3-18-07
- 9 Alana Beard vs. Northwestern State, 3-21-04
- 9 Hilary Howard vs. Middle Tenn. St., 3-14-98

Steals

- 8 Chelsea Gray vs. St. John's, 3-24-12
- 7 Bridgette Mitchell vs. San Diego St., 3-27-10
- 7 Alana Beard vs. UW-Milwaukee, 3-17-01
- 6 Keturah Jackson vs. San Diego St., 3-27-10
- 6 Alana Beard vs. Texas, 3-23-02
- 5 Lexie Brown vs. Hampton, 3-18-17
- 5 Haley Peters vs. Winthrop, 3-22-14
- 5 Jasmine Thomas vs. San Diego St., 3-27-10
- 5 Wanisha Smith vs. Georgia, 3-26-05
- 5 Alana Beard vs. South Carolina, 3-25-02

Blocked Shots

- 9 Elizabeth Williams vs. Albany, 3-20-15
- 8 Alison Bales vs. Connecticut, 3-28-06
- 7 Elizabeth Williams vs. DePaul, 3-24-14
- 6 Alison Bales - four times - most recent vs. LSU, 4-2-06

Minutes Played

- 60 Jennifer Scanlon vs. Alabama, 3-18-95 (3OT)
- 57 Ali Day vs. Alabama, 3-18-95 (3OT)
- 56 Carey Kauffman vs. Alabama, 3-18-95 (3OT)
- 51 Kira Orr vs. Alabama, 3-18-95 (3OT)
- 40 six tied

Career

Points	G
1. 352 Alana Beard, 2001-04	17
2. 290 Monique Currie, 2002-06	19
3. 192 Jasmine Thomas, 2008-11	13
4. 186 Georgia Schweitzer, 1998-01	16
5. 185 Iciss Tillis, 2001-04	17
185 Tricia Liston, 2011-14	12
7. 171 Mistie Bass, 2003-06	19
8. 166 Alison Bales, 2004-07	15
9. 157 Elizabeth Williams, 2012-15	13
10. 150 Haley Peters, 2011-14	12

Field Goals Made	G
1. 130 Alana Beard, 2001-04	17
2. 94 Monique Currie, 2002-06	19
3. 73 Iciss Tillis, 2001-04	17
4. 70 Mistie Bass, 2003-06	19
5. 68 Jasmine Thomas, 2008-11	13
6. 65 Elizabeth Williams, 2012-15	13
7. 64 Haley Peters, 2011-14	14
8. 63 Alison Bales, 2004-07	15
63 Georgia Schweitzer, 1998-01	16
63 Tricia Liston, 2011-14	14

Three-Point Field Goals Made	G
1. 27 Vicki Krapohl, 2001-04	16
2. 25 Tricia Liston, 2011-14	14
3. 23 Abby Waner, 2006-09	13
4. 21 Rebecca Greenwell, 2014-18	8
5. 20 Jessica Foley, 2003-06	17
6. 19 Jasmine Thomas, 2008-11	13
19 Georgia Schweitzer, 1998-01	16
8. 14 Iciss Tillis, 2001-04	17
9. 13 Hilary Howard, 1996-99	14
10. 11 Monique Currie, 2002-06	19
11 Krista Gingrich, 1998-02	15

Three-Point Field Goals Attempted	G
1. 66 Abby Waner, 2006-09	13
2. 58 Georgia Schweitzer, 1998-01	16
3. 55 Jasmine Thomas, 2008-11	13
4. 53 Nicole Erickson, 1998-99	10
53 Tricia Liston, 2011-14	14
6. 51 Monique Currie, 2002-06	19
7. 50 Jessica Foley, 2003-06	17
8. 48 Iciss Tillis, 2001-04	17
9. 47 Rebecca Greenwell, 2014-18	8
47 Vicki Krapohl, 2001-04	16

Free Throws Made	G
1. 91 Monique Currie, 2002-06	19
2. 82 Alana Beard, 2001-04	17
3. 41 Georgia Schweitzer, 1998-01	16
4. 40 Alison Bales, 2004-07	15
5. 38 Sheana Mosch, 2000-03	16
6. 37 Jasmine Thomas, 2008-11	13
7. 36 Lauren Rice, 1996-00	15
8. 35 Lindsey Harding, 2003-07	18
9. 32 Karima Christmas, 2007-11	12
10. 31 Mistie Bass, 2003-06	19

Free Throws Attempted	G
1. 112 Monique Currie, 2002-06	19
2. 103 Alana Beard, 2001-04	17
3. 64 Georgia Schweitzer, 1998-01	16
4. 56 Alison Bales, 2004-07	15
5. 48 Elizabeth Williams, 2012-15	13
6. 46 Karima Christmas, 2007-11	12
46 Lauren Rice, 1996-00	15
46 Lindsey Harding, 2003-07	18
46 Mistie Bass, 2003-06	19
10. 45 Sheana Mosch, 2000-03	16

Rebounds	G
1. 123 Monique Currie, 2002-06	19
2. 119 Mistie Bass, 2003-06	19
3. 116 Chante Black, 2005-09	15
4. 109 Iciss Tillis, 2001-04	17
5. 103 Alana Beard, 2001-04	17
6. 98 Elizabeth Williams, 2012-15	13
7. 97 Haley Peters, 2011-14	14
8. 96 Alison Bales, 2004-07	15
9. 81 Lindsey Harding, 2003-07	18
10. 75 Georgia Schweitzer, 1998-01	16

Assists	G
1. 79 Lindsey Harding, 2003-07	18
2. 59 Monique Currie, 2002-06	19
3. 54 Alana Beard, 2001-04	17
4. 48 Wanisha Smith, 2005-08	16
5. 45 Jasmine Thomas, 2008-11	13
6. 40 Georgia Schweitzer, 1998-01	16
7. 34 Sheana Mosch, 2000-03	16
8. 33 Nicole Erickson, 1998-99	10
33 Alison Bales, 2004-07	15
10. 32 Chelsea Gray, 2010-14	8

Steals	G
1. 47 Alana Beard, 2001-04	17
2. 35 Lindsey Harding, 2003-07	18
3. 29 Iciss Tillis, 2001-04	17
4. 26 Chelsea Gray, 2010-14	8
26 Monique Currie, 2002-06	19
6. 25 Wanisha Smith, 2005-08	16
7. 24 Abby Waner, 2006-09	13
8. 23 Lexie Brown, 2017-18	5
23 Jasmine Thomas, 2008-11	13
10. 21 Georgia Schweitzer, 1998-01	16

Blocks	G
1. 62 Alison Bales, 2004-07	15
2. 44 Elizabeth Williams, 2012-15	13
3. 23 Alana Beard, 2001-04	17
4. 20 Chante Black, 2005-09	15
5. 19 Mistie Bass, 2003-06	19
6. 14 Iciss Tillis, 2001-04	17
7. 12 Krystal Thomas, 2008-11	13
8. 11 Michele Matyasovsky, 1999-03	16
9. 8 Bridgette Mitchell, 2006-10	11
8 Rochelle Parent, 1998-01	12

Games Played
1. 19 Mistie Bass, 2003-06
19 Monique Currie, 2002-06
3. 18 Lindsey Harding, 2003-07
4. 17 Jessica Foley, 2003-06
17 Alana Beard, 2001-04
17 Iciss Tillis, 2001-04
7. 16 Wanisha Smith, 2005-08
16 Vicki Krapohl, 2001-04
16 Sheana Mosch, 2000-03
16 Michele Matyasovsky, 1999-03
16 Rochelle Parent, 1998-01
16 Georgia Schweitzer, 1998-01

Games Started
1. 19 Monique Currie, 2002-06
2. 18 Lindsey Harding, 2003-07
3. 17 Alana Beard, 2001-04
4. 16 Wanisha Smith, 2005-08
5. 14 Mistie Bass, 2003-06
14 Iciss Tillis, 2001-04
14 Georgia Schweitzer, 1998-01
8. 13 Elizabeth Williams, 2012-15
13 Alison Bales, 2004-07
13 Michele Matyasovsky, 1999-03

Duke 70, Manhattan 55

1987 NCAA Tournament - First Round
March 11, 1987
Cameron Indoor Stadium - Durham, N.C.

DUKE	FG	FT	REB	PF	TP	A	TO	B	S	Min
Anderson f	3-8	0-2	3-7-10	0	6	4	1	0	0	29
Moreland f	9-14	7-9	1-5-6	3	25	0	2	1	1	38
Sullivan c	3-4	0-0	4-4-8	5	6	1	2	1	0	24
Hunter g	0-6	0-0	0-2-2	1	0	1	2	0	2	26
Meier g	6-11	4-5	3-8-11	3	16	10	4	0	2	32
Sonzogni	1-3	0-0	0-1-1	2	2	2	3	0	0	17
Harnett	5-11	4-6	1-1-2	1	14	1	1	2	0	19
Langhi	0-1	0-0	0-0-0	0	0	0	0	0	0	4
Christopher	0-0	1-2	1-3-4	3	1	0	2	0	0	8
Morgan	0-0	0-0	0-0-0	0	0	0	0	0	0	2
Kalinowski	0-2	0-1	1-1-2	0	0	0	1	0	0	1
TEAM	1									
Totals	21-60	16-25	14-32-47	18	70	19	18	4	5	200
Pct.	35.0	64.0	DB: 4							

FG's (1st half: 10-25, 40.0; 2nd half: 17-35, 48.6)
3FG's (1st half: 0-0, 0.0; 2nd half: 0-0, 0.0)
FT's (1st half: 9-13, 69.2; 2nd half: 7-12, 58.3)

Manhattan	FG	FT	REB	PF	TP	A	TO	B	S	Min
Jack f	4-9	4-4	0-4-4	4	12	0	2	0	0	29
Robeson f	3-12	1-2	3-5-8	3	7	0	2	0	0	22
Harding c	2-3	0-2	0-1-1	5	4	1	0	0	0	19
Gordon g	2-11	2-2	1-6-7	3	6	5	4	0	1	31
O'Connor g	4-9	3-7	2-2-4	1	11	1	4	0	5	31
Seybold	1-7	0-0	0-0-0	2	0	0	0	0	0	22
Mullfingher	1-1	0-0	0-1-1	1	2	0	0	0	0	8
O'Flaherty	1-4	2-2	1-1-2	4	10	1	0	0	0	21
Sellinger	4-4	0-0	1-2-3	0	0	0	1	0	0	14
Snyder	0-4	1-2	0-0-0	2	1	0	0	0	0	2
Cehelsky	0-0	0-0	0-1-1	0	0	0	0	0	0	1
TEAM	2									
Totals	21-60	13-21	8-23-33	23	55	8	13	0	6	200
Pct.	35.0	61.9	DB: 5							

FG's (1st half: 13-27, 48.1; 2nd half: 8-33, 24.2)
3FG's (1st half: 0-0, 0.0; 2nd half: 0-0, 0.0)
FT's (1st half: 3-7, 42.9; 2nd half: 10-14, 71.4)

Officials: Ron Collins, Vicky Davis
Attendance: 1200 est. • Technical Fouls: None

Score by Period	1st	2nd	Total
Manhattan	29	26	55
Duke	29	41	70

[5/6] Rutgers 78, Duke 64

1987 NCAA Tournament - First Round
March 14, 1987
Louis Brown Athletic Center - Piscataway, N.J.

DUKE	FG	FT	REB	PF	TP	A	TO	B	S	Min
Anderson	6-12	0-1	1-6-7	3	12	2	6	0	1	34
Moreland	9-16	4-5	5-7-12	4	22	0	2	0	2	37
Sullivan	1-3	0-0	3-4-7	5	2	0	2	0	0	13
Hunter	2-3	0-0	0-1-1	1	4	3	4	0	0	26
Meier	3-17	5-6	1-3-4	2	11	4	6	0	0	39
Morgan	0-0	0-0	0-0-0	0	0	0	0	0	0	1
Sonzogni	0-1	0-1	0-1-1	1	0	0	1	0	0	15
Christopher	1-1	0-1	1-0-1	2	2	0	0	0	0	2
Langhi	0-1	0-0	0-0-0	1	0	0	1	0	0	5
Harnett	4-11	3-3	2-5-7	4	11	0	0	0	0	28
TEAM	1-1-2									
Totals	26-65	12-16	14-28-32	23	64	10	25	0	6	200
Pct.	40.0	75.0	DB: 0							

FG's (1st half: 11-31, 35.4; 2nd half: 15-34, 44.1)
FT's (1st half: 3-5, 60.0; 2nd half: 9-11, 81.8)

Rutgers	FG	FT	REB	PF	TP	A	TO	B	S	Min
Foley	2-9	4-4	1-2-3	2	8	6	4	0	0	38
Wicks	7-13	9-12	4-7-11	4	23	1	6	1	3	30
Howard	5-11	4-7	2-10-12	4	14	1	3	1	2	31
Malouf	3-6	2-2	0-2-2	4	8	6	2	0	0	35
Austin	6-11	5-7	2-2-4	3	17	5	4	0	3	35
Catala	0-0	0-0	0-0-0	0	0	0	0	0	0	1
Cooper	0-0	0-0	0-0-0	0	0	0	0	0	0	1
Shieldt	2-2	0-0	0-2-2	4	4	3	0	0	0	9
Lender	2-3	0-0	0-2-2	2	4	0	1	2	1	14
Adamson	0-0	0-0	0-1-1	0	0	0	0	0	0	1
TEAM	0-0-1									
Totals	47-55	24-32	9-28-37	19	78	22	19	3	10	200
Pct.	85.5	75.0	DB: 0							

FG's (1st half: 14-31, 45.2; 2nd half: 13-24, 54.2)
FT's (1st half: 3-4, 75.0; 2nd half: 21-28, 75.0)

Officials: Frank Mitcher, Sue Kennedy
Attendance: 4,943 • Technical Fouls: None

Score by Period	1st	2nd	Total
Duke	25	39	64
Rutgers	31	47	78

[13/15] Alabama 121, [20/17] Duke 120

1995 NCAA Tournament-First Round
March 18, 1995
Coleman Coliseum - Tuscaloosa, Ala.

DUKE	FG	3FG	FT	REB	PF	TP	A	TO	B	S	Min
Orr	12-23	2-7	4-5	0-9-9	4	30	2	4	0	2	51
Scanlon	5-16	1-5	1-2	1-5-6	3	12	4	1	0	1	60
Day	14-20	3-4	6-6	1-5-6	4	37	2	6	0	1	57
Kauffman	9-19	0-0	6-7	5-9-14	5	24	2	0	0	0	56
Hall	6-9	0-0	0-1	5-8-13	5	12	0	6	1	0	35
Coggeshall	0-3	0-2	0-0	1-1-2	0	0	0	0	0	0	7
Meiman	2-3	0-0	1-1	1-2-3	3	5	1	1	0	1	16
Blanding	0-0	0-0	0-0	0-1-1	1	0	0	0	0	0	1
Brandau	0-0	0-0	0-0	0-0-0	0	0	0	1	0	0	11
Brown	0-0	0-0	0-0	0-3-3	2	0	1	4	0	0	6
TEAM	5-5-10										
Totals	48-93	6-18	18-22	19-48-67	27	120	12	24	1	5	300
Pct.	51.6	33.3	81.8	DB: 0							

FG's (1st half: 59.4; 2nd half: 50.0; OT: 47.6)
3FG's (1st half: 50.0; 2nd half: 25.0; OT: 25.0)
FT's (1st half: 80.0; 2nd half: 85.7; OT: 75.0)

OK State	FG	3FG	FT	REB	PF	TP	A	TO	B	S	Min
Thompson	1-8	1-8	2-2	3-2-5	2	5	4	2	0	2	49
Jonhson	8-27	4-18	8-9	5-7-12	4	28	14	4	1	5	50
Ezell	3-14	1-10	4-5	0-4-4	4	11	0	0	0	1	31
Stevenson	0-3	0-0	1-2	3-1-4	4	1	1	0	0	0	13
Watkins	13-21	1-3	6-8	7-5-12	2	33	0	1	2	1	49
Daniels	5-10	0-1	1-3	2-3-5	0	11	0	1	0	1	17
Smith	6-8	0-0	0-0	2-2-4	2	12	0	2	1	0	26
Duncan	3-8	1-5	0-0	0-0-0	3	7	1	3	0	0	31
Koonce	3-7	0-3	1-1	4-3-7	2	7	1	1	0	1	17
Monteith	2-8	2-4	0-0	1-1-2	0	6	0	0	0	0	17
TEAM	2-2-4										
Totals	44-144	10-52	23-30	29-30-59	23	121	21	14	4	11	300
Pct.	38.6	19.2	76.7	DB: 0							

FG's (1st half: 34.8; 2nd half: 43.2; OT: 37.5)
3FG's (1st half: 17.4; 2nd half: 29.4; OT: 12.5)
FT's (1st half: 85.7; 2nd half: 100.0; OT: 61.5)

Officials: Violet Palmer, Bill Harris
Attendance: 1,966 • Technical Fouls: None

Score by Period	1st	2nd	OT	OT	Total
Duke	47	37	8	8	111
Alabama	49	39	8	8	111

[13/19] Duke 85, James Madison 53

1996 NCAA Tournament-First Round
March 16, 1996
Greensboro Coliseum - Greensboro, N.C.

James Mad.	FG	3FG	FT	REB	PF	TP	A	TO	B	S	Min
Schreib f	2-12	1-3	1-2	2-3-5	4	8	3	0	0	1	32
Cook f	2-6	0-1	2-2	3-1-4	1	6	1	3	0	1	23
Turczyn c	1-2	0-0	0-1	1-1-2	3	2	1	0	0	0	25
Rilinger g	5-16	2-9	0-0-0	0-0-0	4	12	2	6	0	0	37
Helmbaugh g	7-11	2-3	0-0	1-2-3	2	16	3	1	0	2	33
Jordan	0-0	0-0	0-0	0-3-3	1	0	0	0	0	0	12
Williams	3-11	0-1	1-2	0-1-0	0	7	0	0	0	0	18
Herring	0-1	0-0	0-0	1-0-1	0	0	0	2	0	0	10
Williams	0-1	0-0	2-2	0-1-0	0	2	0	0	0	0	4
Demann	0-0	0-0	0-0	0-1-1	3	0	0	0	0	0	6
TEAM	0-0-3										
Totals	21-60	5-17	6-9	8-16-24	18	53	10	12	0	4	200
Pct.	35.0	29.4	66.7	DB: 2							

FG's (1st half: 12-32, 37.5; 2nd half: 9-28, 32.1)
3FG's (1st half: 3-10, 30.0; 2nd half: 2-7, 28.6)
FT's (1st half: 3-4, 75.0; 2nd half: 3-5, 60.0)

Duke	FG	3FG	FT	REB	PF	TP	A	TO	B	S	Min
Scanlon f	7-10	2-2	2-3	0-3-3	0	18	1	1	0	0	

[8/7] Duke 70, DePaul 56

1997 NCAA Tournament - First Round
March 14, 1997
Assembly Hall - Champaign, Ill.

DePaul	FG	3FG	FT	REB	PF	TP	A	T	O	B	S	Min
McDonald	2-4	1-2	0-0	1-2	4	5	1	0	0	35		
Williams	8-20	4-12	2-2	0-4	4	22	5	12	1	4	39	
Udoka	6-9	0-0	0-0	4-3	4	12	1	5	0	0	37	
Booker	3-9	1-5	0-0	0-4	3	7	0	3	0	0	39	
Lundquist	5-8	0-0	0-0	0-6	5	10	0	1	4	0	28	
Bullock	0-0	0-0	0-0	0-0	2	0	2	1	0	0	6	
Fitzgerald	0-0	0-0	0-0	0-0	0	0	0	0	0	0	1	
Burge	0-2	0-0	0-0	2-2	2	0	0	0	1	2	15	
TEAM				14-5								
Totals	24-52	6-19	2-2	8-22-30	24	56	13	23	6	6	200	
Pct.	42.6	31.6	100.0	DB: 0								

FG's (1st half: 13-28, 46.4; 2nd half: 11-24, 45.8)
3FG's (1st half: 2-7, 28.6; 2nd half: 4-12, 33.3)
FT's (1st half: 0-0, 0.0; 2nd half: 2-2, 100.0)

DUKE	FG	3FG	FT	REB	PF	TP	A	T	O	B	S	Min
Howard	0-9	0-2	4-4	1-2	0	4	1	0	1	37		
Orr	6-18	1-5	7-8	1-7	0	20	3	3	0	0	39	
Oggershall	1-2	0-0	0-0	0-0	0	2	0	0	0	0	11	
Hall	8-13	0-0	2-2	3-2	3	18	0	4	0	2	36	
Black	4-10	0-0	3-6	6-6	3	11	4	2	0	4	30	
Browne	2-4	0-0	6-8	4-4	1	10	3	2	1	2	30	
Medhanie	0-1	0-1	0-0	0-0	2	0	1	1	0	0	6	
Rice	2-3	1-2	0-0	2-3	2	5	0	1	0	0	11	
TEAM				34-7								
Totals	23-60	2-10	22-28	20-20-40	11	70	15	14	1	9	200	
Pct.	38.3	20.0	78.6	DB: 1								

FG's (1st half: 11-30, 36.7; 2nd half: 12-30, 40.0)
3FG's (1st half: 2-9, 22.2; 2nd half: 0-1, 0.0)
FT's (1st half: 6-9, 66.7; 2nd half: 16-19, 84.2)

Officials: Suzanne Block, Dennis Taylor, Eric Larsan
Attendance: 4,050 • Technical Fouls: None

Score by Period	1st	2nd	Total
DePaul	28	28	56
Duke	30	40	70

[8/7] Duke 69, Louisville 53

1998 NCAA Tournament - Second Round
March 16, 1998
Cameron Indoor Stadium - Durham, N.C.

Louisville	FG	3FG	FT	REB	PF	TP	A	T	O	B	S	Min
Bass	1-5	0-0	2-2	5-0	2	4	1	5	0	1	23	
Braxton	0-6	0-0	0-0	1-1	1	0	1	2	0	0	13	
Bellamy	7-16	0-0	2-2	4-3	5	16	1	3	0	0	28	
Morton	1-5	0-2	2-2	0-3	0	4	2	3	0	2	35	
Knight	0-4	0-1	0-0	0-1	3	0	5	1	0	0	22	
Bullock	0-9	0-4	2-2	2-4	1	2	2	1	0	0	22	
Smith	6-12	5-10	0-0	0-1	3	17	0	0	2	1	26	
Goddard	1-4	1-2	0-0	0-0	3	3	0	1	0	0	11	
Ludwig	0-1	0-0	2-2	0-2	1	2	0	1	0	0	5	
Railay	0-3	0-0	0-0	0-2	0	0	0	0	1	1	9	
Garner	1-1	1-1	2-3	1-2	0	5	0	0	0	0	6	
TEAM				4-6-10								
Totals	17-66	7-20	12-13	17-23-40	19	53	12	18	3	7	200	
Pct.	25.8	35.0	92.3	DB: 2								

FG's (1st half: 9-36, 25.0; 2nd half: 8-30, 26.7)
3FG's (1st half: 3-9, 33.3; 2nd half: 4-11, 36.4)
FT's (1st half: 0-0, 0.0; 2nd half: 12-13, 92.3)

DUKE	FG	3FG	FT	REB	PF	TP	A	T	O	B	S	Min
Parent	1-3	0-0	0-0	1-4	1	2	2	1	1	0	16	
Browne	3-4	0-0	5-9	2-9	1	11	0	3	1	3	34	
Van Gorp	3-5	0-0	3-3	0-0	2	9	0	1	0	0	20	
Howard	3-8	1-3	0-0	0-5	1	7	7	2	0	2	34	
Erickson	6-13	5-8	4-4	1-3	1	21	2	2	0	0	34	
Schweitzer	2-5	1-3	4-4	4-4	3	9	3	2	0	1	30	
Black	2-6	0-0	4-4	0-1	3	8	2	1	1	1	16	
Rice	1-2	0-0	0-0	0-2	3	2	1	1	1	0	9	
Medhanie	0-1	0-1	0-0	0-1	0	0	0	3	0	1	3	
Brown	0-0	0-0	0-1	0-2	0	0	0	1	0	0	3	
Jones	0-0	0-0	0-0	0-0	0	0	0	0	0	0	1	
TEAM				10-1								
Totals	21-47	7-15	20-25	5-31-36	15	69	17	17	4	8	200	
Pct.	32.0	42.9	73.3	DB: 3								

FG's (1st half: 13-22, 59.1; 2nd half: 8-25, 32.0)
3FG's (1st half: 4-8, 50.0; 2nd half: 3-7, 42.9)
FT's (1st half: 9-10, 90.0; 2nd half: 11-15, 73.3)

Officials: Not listed.
Attendance: 1,906 • Technical Fouls: None

Score by Period	1st	2nd	Total
Louisville	21	32	53
Duke	39	30	69

[16/19] Illinois 85, [8/7] Duke 67

1997 NCAA Tournament - Second Round
March 16, 1997
Assembly Hall - Champaign, Ill.

DUKE	FG	3FG	FT	REB	PF	TP	A	T	O	B	S	Min
Howard	3-10	3-7	1-1	0-2	5	10	7	4	0	2	36	
Orr	8-21	4-13	2-2	3-7	3	22	3	2	0	3	30	
Coggershall	0-4	0-1	0-0	0-0	1	0	1	0	0	0	14	
Hall	6-11	0-0	5-6	2-3	5	17	1	7	0	2	25	
Black	2-12	0-0	1-2	3-6	2	5	0	2	1	0	24	
Browne	4-6	0-1	1-1	3-4	2	9	2	1	0	2	32	
West	0-3	0-2	0-0	0-0	1	0	0	0	0	1	3	
Brodnik	0-0	0-0	0-0	0-0	0	0	0	0	0	0	1	
Brown	0-1	0-0	0-0	0-0	0	0	0	0	0	0	1	
Medhanie	1-6	0-5	0-1	3-2	5	2	0	1	0	0	20	
Rice	1-2	0-1	0-0	0-3	1	2	0	0	0	1	6	
Jones	0-0	0-0	0-0	0-0	0	0	0	0	0	0	1	
TEAM				1-2-3								
Totals	25-76	7-30	10-14	15-29-44	25	67	14	17	1	11	200	
Pct.	32.9	23.3	71.4	DB: 2								

FG's (1st half: 10-34, 29.4; 2nd half: 15-42, 35.7)
3FG's (1st half: 3-11, 27.3; 2nd half: 4-19, 21.1)
FT's (1st half: 6-9, 66.7; 2nd half: 4-5, 80.0)

Illinois	FG	3FG	FT	REB	PF	TP	A	T	O	B	S	Min
Catchings	3-7	0-0	1-1	1-3	3	7	1	2	0	1	25	
Reinking	4-14	1-3	4-6	0-6	4	13	3	4	0	0	3	
Berggren	5-13	0-0	8-9	4-9	1	18	5	2	0	2	3	
Vasey	3-4	0-0	0-0	5-16	0	6	1	1	0	0	11	
Leonhardt	3-8	0-0	3-4	2-4	4	9	1	2	1	1	26	
Smith	0-0	0-0	2-2	0-1	0	2	1	1	0	0	2	
Zurek	0-0	0-0	0-0	0-1	0	0	0	0	0	0	1	
Parker	0-0	0-0	2-2	0-0	0	2	2	1	0	0	7	
Bond	0-0	0-0	0-0	0-0	0	0	0	0	0	0	1	
Henderson	1-4	0-1	4-4	0-0	1	6	0	1	0	1	14	
Sheeler	6-12	1-1	2-4	2-3	2	15	1	2	0	4	3	
Coleman	0-2	0-2	5-6	0-5	0	5	0	0	0	0	15	
Vandertop	0-0	0-0	2-2	0-0	0	2	0	0	0	0	1	
TEAM				1-4-5								
Totals	25-64	2-7	33-40	15-37-52	15	85	15	16	1	9	200	
Pct.	39.1	28.6	82.5	DB: 3								

FG's (1st half: 13-33, 39.4; 2nd half: 12-31, 38.8)
3FG's (1st half: 1-5, 20.0; 2nd half: 1-2, 50.0)
FT's (1st half: 3-7, 42.9; 2nd half: 30-33, 90.0)

Officials: Eric Larsan, Melissa Barlow, Stan Gackzolja
Attendance: 4,050 • Technical Fouls: None

Score by Period	1st	2nd	Total
Illinois	30	55	67
Duke	29	38	67

[8/7] Duke 71, [13/12] Florida 58

1998 NCAA Tournament - Regional Final
March 21, 1998
Oracle Arena - Oakland, Calif.

Florida	FG	3FG	FT	REB	PF	TP	A	T	O	B	S	Min
Bingham	1-6	1-4	0-0	0-2	3	3	0	2	0	0	29	
Page	6-10	0-0	1-1	1-5	4	13	1	2	0	2	36	
Stocks	2-6	0-0	4-4	2-2	3	8	0	3	0	1	24	
Hudson												

[10/11] Duke 79, Holy Cross 51

1999 NCAA Tournament - First Round
March 13, 1999
Cameron Indoor Stadium - Durham, N.C.

	FG	3FG	FT	REB	PF	TP	A TO	B	S	Min
Holy Cross	2-6	1-3	1-2	0-1-1	3	6	3 4	0	1	26
Ivan f	6-16	1-3	0-1	0-4-4	2	13	0 4	0	1	38
O'Brien g	5-9	2-5	0-0	0-1-1	2	12	0 3	0	0	33
Marcisin g	2-4	1-3	0-0	1-6-7	1	5	3 2	0	0	36
Jutras g	3-13	0-6	4-4	0-1-1	4	10	1 3	0	5	28
Kinne g	1-1	0-0	0-0	0-0-0	3	2	0 1	0	0	12
Rotemich	1-1	1-1	0-0	0-1-1	1	3	2 1	0	1	13
Paukert	0-2	0-1	0-0	1-0-1	1	0	1 2	0	1	7
Zawadzkas	0-1	0-0	0-0	0-0-0	1	0	0 0	0	2	2
Grace	0-1	0-0	0-0	0-0-0	1	0	0 0	0	0	2
Fabbre	0-0	0-0	0-0	0-0-0	0	0	0 0	0	0	2
O'Shaughnessy	0-1	0-0	0-0	0-0-0	0	0	0 0	0	1	1
TEAM				0-2-2						
Totals	20-55	6-22	5-7	2-16-18	19	51	10 20	0	10	200
Pct.	36.4	27.3	71.4	DB: 1						

FG's (1st half: 13-25, 52.0; 2nd half: 7-30, 23.3)
3FG's (1st half: 5-10, 50.0; 2nd half: 1-12, 8.3)
FT's (1st half: 2-2, 100.0; 2nd half: 3-5, 60.0)

	FG	3FG	FT	REB	PF	TP	A TO	B	S	Min
Duke	2-4	0-0	2-2	1-3-4	3	6	2 3	0	0	19
Browne f	9-12	0-0	1-4	2-6-8	1	19	1 2	0	0	25
Van Gorp c	4-7	1-2	0-0	0-2-2	1	9	5 2	0	3	29
Howard g	1-7	0-4	0-0	0-2-2	3	2	3 0	1	2	21
Erickson g	4-5	2-2	4-6	2-1-3	0	14	1 1	2	2	24
Schweitzer g	2-7	0-2	0-0	4-1-5	1	4	0 2	0	2	20
Rice	2-7	0-2	2-2	0-3-3	2	6	3 5	0	2	24
Gingrich	3-5	0-0	2-4	1-3-4	2	8	1 1	2	2	14
Black	2-2	0-0	0-0	2-2-4	1	7	1 0	0	0	12
Parent	2-2	2-2	0-0	1-1-2	1	6	1 2	0	1	9
Medhanie	0-0	0-0	1-2	0-1-1	0	1	0 0	0	0	1
West	0-0	0-0	0-0	0-0-0	0	0	0 0	0	0	1
Hayes	0-0	0-0	0-0	0-0-0	0	0	0 0	0	0	1
Jones	0-0	0-0	0-0	0-1-1	0	0	0 1	0	0	1
TEAM				2-5-7						
Totals	31-58	5-14	12-20	15-31-46	15	79	18 22	1	13	200
Pct.	53.4	35.7	60.0	DB: 7						

FG's (1st half: 17-32, 53.1; 2nd half: 14-26, 53.8)
3FG's (1st half: 2-7, 28.6; 2nd half: 3-7, 42.9)
FT's (1st half: 6-10, 60.0; 2nd half: 6-10, 60.0)

Officials: Bob Strong, Tom Danaher, Mary Day
Attendance: 3,023 • Technical Fouls: None

Score by Period	1st	2nd	Total
Holy Cross	33	18	51
Duke	42	37	79

[10/11] Duke 69, [2/2] Tennessee 63

1999 NCAA Tournament - Regional Final
March 22, 1999
Greensboro Coliseum - Greensboro, N.C.

	FG	3FG	FT	REB	PF	TP	A TO	B	S	Min
Duke	7-11	3-4	5-6	2-3-5	2	22	1 2	0	1	33
Browne f	2-7	0-1	2-2	4-5-9	1	6	0 5	2	0	20
Schweitzer f	7-11	3-4	5-6	2-3-5	2	22	1 2	0	1	33
Van Gorp c	5-7	0-0	3-4	1-6-7	4	13	1 5	0	0	29
Howard g	1-8	0-2	0-0	0-4-4	3	2	7 3	0	2	39
Erickson g	5-12	1-6	6-9	0-5-5	3	17	3 0	0	1	33
Black	0-0	0-0	0-0	0-0-0	1	0	0 0	0	0	1
Rice	1-5	1-2	6-8	1-7-8	1	9	1 0	0	1	30
Parent	0-0	0-0	0-0	0-1-1	4	0	1 1	1	0	15
TEAM				0-3-3						
Totals	21-50	5-15	22-29	8-34-42	19	69	14 16	3	5	200
Pct.	42.0	33.3	75.9	DB: 2						

FG's (1st half: 15-25, 60.0; 2nd half: 6-25, 24.0)
3FG's (1st half: 3-7, 42.9; 2nd half: 2-8, 25.0)
FT's (1st half: 2-2, 100.0; 2nd half: 20-27, 74.1)

	FG	3FG	FT	REB	PF	TP	A TO	B	S	Min
Tennessee	2-18	0-0	4-8	3-8-11	5	8	1 5	0	1	38
Holdsclaw f	5-14	1-4	2-5	4-2-6	4	13	1 0	0	0	29
Catchings f	3-5	0-0	0-0	2-6-8	5	6	1 1	0	1	27
Snow c	5-9	0-2	1-4	0-5-5	5	11	2 3	0	2	38
Jolly g	8-17	1-1	1-1	0-0-0	1	18	1 0	0	2	33
Handall g	1-4	1-3	0-0	0-0-0	0	3	1 0	0	0	19
Clement	1-1	0-0	0-0	2-1-3	3	2	0 0	0	1	14
Geter	1-1	0-0	0-0	1-1-2	0	2	0 0	0	0	2
Butts	1-1	0-0	0-0	1-1-2	0	2	0 0	0	0	2
TEAM				1-3-4						
Totals	26-69	3-10	8-18	13-26-39	23	63	7 10	0	7	200
Pct.	37.7	30.0	44.4	DB: 6						

FG's (1st half: 11-35, 31.4; 2nd half: 15-34, 44.1)
3FG's (1st half: 1-2, 50.0; 2nd half: 2-8, 25.0)
FT's (1st half: 1-4, 25.0; 2nd half: 7-14, 50.0)

Officials: A. Bomengen, S. Kennedy, J. Whitson
Attendance: 12,235 • Technical Fouls: None

Score by Period	1st	2nd	Total
Duke	35	34	69
Tennessee	24	39	63

[10/11] Duke 66, St. Joseph's 60

1999 NCAA Tournament - Second Round
March 15, 1999
Cameron Indoor Stadium - Durham, N.C.

	FG	3FG	FT	REB	PF	TP	A TO	B	S	Min
St. Joseph's	5-7	3-4	0-0	0-3-3	1	13	2 2	0	0	39
Coursey f	7-15	0-0	2-6	2-3-5	3	16	1 3	0	1	37
Moran f	4-8	1-2	2-2	3-5-8	5	11	0 1	0	1	33
Lichnerovac	0-0	0-0	0-0	0-1-1	0	0	0 4	0	1	6
Kulesa g	1-4	0-0	0-0	2-2-4	2	2	1 0	0	2	23
Greenwell g	5-11	2-7	3-6	0-3-3	4	15	4 3	0	1	37
Zampella	1-6	1-6	0-0	0-0-0	0	3	0 1	0	0	13
McGahan	0-0	0-0	0-0	0-1-1	3	0	1 0	0	1	8
Costello	0-2	0-0	0-0	0-1-1	1	0	0 1	1	0	4
Kuklova	0-0	0-0	0-0	0-1-1	1	0	0 1	1	0	4
TEAM				1-2-3						
Totals	23-53	7-19	7-14	8-21-29	19	60	6 15	1	7	200
Pct.	43.4	36.8	50.0	DB: 5						

FG's (1st half: 12-30, 40.0; 2nd half: 11-23, 47.8)
3FG's (1st half: 3-10, 30.0; 2nd half: 4-9, 44.4)
FT's (1st half: 0-0, 0.0; 2nd half: 7-14, 50.0)

	FG	3FG	FT	REB	PF	TP	A TO	B	S	Min
Duke	5-9	0-0	0-0	1-6-7	2	10	3 1	0	1	22
Browne f	1-4	0-2	1-4	1-2-3	1	3	1 5	1	2	29
Schweitzer f	8-11	0-0	4-6	3-4-7	3	20	1 2	1	0	31
Van Gorp c	1-8	1-5	2-2	0-3-3	3	5	3 2	0	2	37
Howard g	5-12	2-7	2-2	0-3-3	4	14	2 5	1	1	36
Rice	2-5	1-2	4-6	4-1-5	2	9	1 1	0	0	18
Black	0-1	0-0	0-0	0-2-2	0	0	0 0	0	0	9
Gingrich	0-0	0-0	0-0	0-0-0	0	0	0 0	0	0	5
Parent	2-2	0-0	1-3	1-1-2	2	5	0 0	0	0	13
TEAM				3-3-6						
Totals	24-52	4-16	14-23	13-25-38	17	66	11 16	3	6	200
Pct.	46.2	25.0	60.9	DB: 2						

FG's (1st half: 12-26, 46.2; 2nd half: 12-26, 46.2)
3FG's (1st half: 3-10, 30.0; 2nd half: 1-6, 16.7)
FT's (1st half: 2-2, 100.0; 2nd half: 12-21, 57.1)

Officials: Sue Kennedy, Bob Strong, Eddie Novak
Attendance: 2,402 • Technical Fouls: None

Score by Period	1st	2nd	Total
St. Joseph's	27	33	60
Duke	29	37	66

[10/11] Duke 81, [12/12] Georgia 69

1999 NCAA Tournament - Final Four
March 26, 1999
San Jose Arena - San Jose, Calif.

	FG	3FG	FT	REB	PF	TP	A TO	B	S	Min
Duke	4-6	0-0	2-2	0-4-4	2	10	2 1	1	1	21
Browne f	5-10	2-4	1-1	0-5-5	1	13	3 2	0	1	40
Schweitzer f	7-11	1-1	5-7	2-7-9	3	20	2 5	1	0	34
Van Gorp c	2-6	1-3	3-4	0-1-1	1	8	5 0	0	0	40
Howard g	7-15	4-7	4-4	0-2-2	0	22	5 0	0	0	40
Erickson g	1-1	0-0	0-0	0-0-0	2	2	0 0	0	0	6
Black	1-2	0-0	0-1	0-0-0	4	2	0 0	0	2	8
Parent	1-4	1-1	1-2	1-7-8	0	4	3 2	0	1	19
Rice	1-4	1-1	1-2	1-7-8	0	4	3 2	0	1	19
TEAM				2-2-4						
Totals	28-55	9-16	16-21	5-28-33	13	81	20 11	2	5	200
Pct.	50.9	56.3	76.2	DB: 5						

FG's (1st half: 16-31, 51.6; 2nd half: 12-24, 50.0)
3FG's (1st half: 5-9, 55.6; 2nd half: 4-7, 57.1)
FT's (1st half: 3-5, 60.0; 2nd half: 13-16, 81.3)

	FG	3FG	FT	REB	PF	TP	A TO	B	S	Min
--	----	-----	----	-----	----	----	------	---	---	-----

[10/7] Duke 71, Campbell 42

2000 NCAA Tournament - First Round
March 18, 2000
Cameron Indoor Stadium - Durham, N.C.

	FG	3FG	FT	REB	PF	TP	A TO	B	S	Min
Campbell	0-1	0-0	1-4	0-7-7	5	1	0	3	0	24
Cromartie f	0-1	0-0	1-4	0-7-7	5	1	0	3	0	24
Rugg c	4-10	0-1	1-5	3-5-8	2	9	1	6	0	30
Moore g	2-9	0-4	0-0	1-1-2	2	4	0	3	0	36
Washington g	1-6	0-2	0-2	1-0-1	4	2	2	2	0	1
Emory g	1-8	1-2	0-1	2-2-4	1	3	1	2	0	17
Hinkle	5-9	2-4	2-2	1-4-5	1	14	2	1	0	25
Cress	1-2	1-2	0-0	0-0-0	1	3	0	3	0	19
C.Redick	0-0	0-0	3-4	1-1-2	0	3	1	1	0	2
A.Redick	0-1	0-0	0-0	0-0-0	0	0	0	1	0	4
Gambrell	0-3	0-1	3-4	1-0-1	2	3	1	3	0	10
Stanley	0-0	0-0	0-0	0-0-0	0	0	0	0	0	1
Love	0-1	0-0	0-0	0-0-0	0	0	0	0	0	3
Crump	0-1	0-0	0-0	1-1-2	0	0	0	0	0	2
Morrison	0-0	0-0	0-0	0-0-0	0	0	0	0	0	1
TEAM	2-0-2									
Totals	14-51	4-16	10-22	13-21-31	18	42	8	26	0	5 200
Pct.	.275	.250	.455	DB:6						

FG's (1st half: 5-25, 20.0; 2nd half: 9-26, 34.6)
3FG's (1st half: 2-8, 25.0; 2nd half: 2-8, 25.0)
FT's (1st half: 2-9, 22.2; 2nd half: 8-13, 61.5)

	FG	3FG	FT	REB	PF	TP	A TO	B	S	Min
Duke	1-2	0-0	2-2	2-2-4	2	4	2	1	0	1
Parent f	1-2	0-0	2-2	2-2-4	2	4	2	1	0	1
Schweitzer f	4-11	3-4	0-0	1-4-5	1	11	4	3	0	23
Rice c	2-4	1-2	5-6	1-5-6	3	10	3	5	1	3
Mosch g	4-7	0-1	0-0	0-3-3	1	8	1	5	1	1
Gingrich g	2-6	1-3	3-4	0-2-2	2	8	5	2	0	24
Matyasovsky g	4-7	1-1	0-0	1-3-4	1	9	1	3	1	26
West	6-14	2-7	1-1	1-2-3	3	15	2	0	0	2
Brown	0-0	0-0	0-0	0-0-0	2	0	1	0	1	6
Hayes	1-3	0-0	2-4	1-6-7	2	4	0	0	0	2
Gvozdenovic	0-0	0-0	0-0	0-1-1	3	0	1	0	0	2
Gebisa	1-1	0-0	0-0	0-0-0	1	2	1	1	0	6
TEAM	0-3-3									
Totals	25-55	8-18	13-17	8-31-39	21	71	21	20	4	16 200
Pct.	.455	.444	.765	DB:4						

FG's (1st half: 13-32, 40.6; 2nd half: 12-23, 52.2)
3FG's (1st half: 6-13, 46.2; 2nd half: 2-5, 40.0)
FT's (1st half: 4-6, 66.7; 2nd half: 9-11, 81.8)

Officials: Dennis DeMayo, Scotty Herrmann
Attendance: 5,123 • Technical Fouls: None

Score by Period	1st	2nd	Total
Campbell	14	28	42
Duke	36	35	71

[5/5]Duke 96, UW-Milwaukee 63

2001 NCAA Tournament - First Round
March 17, 2001
Cameron Indoor Stadium - Durham, N.C.

	FG	3FG	FT	REB	PF	TP	A TO	B	S	Min
UW-Mil	3-6	0-1	2-2	0-4-4	3	8	0	1	0	1
Luchsinger f	3-6	0-1	2-2	0-4-4	3	8	0	1	0	1
Viall c	1-6	0-0	0-0	2-2-4	1	2	1	1	0	15
Stoltenberg g	3-4	3-4	0-0	0-0-0	2	9	1	5	0	22
Whilite g	8-18	4-12	4-5	1-2-3	0	24	2	2	0	6
Tamm g	0-3	0-0	9-10	4-1-5	2	9	1	5	0	1
Klaas g	1-5	1-4	0-0	0-1-1	1	3	2	2	0	1
Buer	0-0	0-0	0-0	0-0-0	0	0	0	0	0	0
Smith	0-9	0-0	0-0	1-1-2	2	0	4	0	0	2
Kaufmann	2-4	0-1	0-0	1-1-2	2	4	0	3	0	13
Fletcher	0-2	0-0	0-2	1-3-4	1	0	0	3	0	17
Gregory	1-2	0-0	0-0	0-0-0	0	2	0	1	0	1
Wenzel	0-1	0-0	0-0	0-0-0	0	0	0	0	0	3
Jonason	1-3	0-0	0-0	0-0-0	1	2	1	0	0	2
TEAM	4-0-4									
Totals	20-63	8-22	15-19	14-15-29	15	63	12	23	1	14 200
Pct.	31.7	36.4	78.9	DB:2						

FG's (1st half: 10-33, 30.3; 2nd half: 10-30, 33.3)
3FG's (1st half: 3-12, 25.0; 2nd half: 5-10, 50.0)
FT's (1st half: 5-5, 100.0; 2nd half: 10-14, 71.4)

	FG	3FG	FT	REB	PF	TP	A TO	B	S	Min
Duke	4-4	0-0	0-0	1-3-4	3	8	0	0	2	0
Parent f	4-4	0-0	0-0	1-3-4	3	8	0	0	2	0
Matyasovsky f	2-4	0-0	0-0	2-2-4	2	4	4	0	1	22
Mosch g	2-5	0-0	2-2	1-3-4	2	6	4	2	0	28
Beard g	9-12	0-1	4-5	2-2-4	1	22	4	1	0	7
Schweitzer g	7-11	1-4	2-3	0-5-5	3	17	3	2	0	29
Craig	8-9	3-3	1-2	1-0-1	1	20	0	3	0	2
Krapohl	0-0	0-0	0-0	0-1-1	0	0	0	3	0	3
Gingrich	0-0	0-0	0-0	0-3-3	0	0	2	1	0	6
Gebisa	2-4	0-0	0-0	1-3-4	0	4	1	0	1	9
West	2-5	1-2	0-0	0-2-2	1	5	2	2	0	12
Tillis	2-6	0-1	2-2	1-1-2	2	6	2	1	1	18
White	2-2	0-0	0-0	0-3-3	0	4	0	1	4	0
TEAM	0-2-2									
Totals	40-62	5-11	11-14	9-30-39	15	96	21	20	8	14 200
Pct.	64.5	45.5	78.6	DB:1.1						

FG's (1st half: 19-31, 61.3; 2nd half: 21-31, 67.7)
3FG's (1st half: 4-8, 50.0; 2nd half: 1-3, 33.3)
FT's (1st half: 3-4, 75.0; 2nd half: 8-10, 80.0)

Officials: Randy Campbell, Denise Brooks Connie Pardue
Attendance: 4,438 • Technical Fouls: None

Score by Period	1st	2nd	Total
UW-Milwaukee	28	35	63
Duke	45	51	96

[10/7] Duke 90, Western Kentucky 70

2000 NCAA Tournament - Second Round
March 20, 2000
Cameron Indoor Stadium - Durham, N.C.

	FG	3FG	FT	REB	PF	TP	A TO	B	S	Min
W. Kentucky	6-14	0-4	5-6	1-4-5	2	17	2	2	0	1
Britt f	6-14	0-4	5-6	1-4-5	2	17	2	2	0	1
Mansfield f	9-15	0-0	3-3	4-5-9	4	21	2	2	0	37
Johnson g	3-9	0-2	0-0	1-3-4	2	6	1	1	0	1
Powers g	1-4	0-1	2-2	0-1-1	5	4	0	2	1	35
Walz g	5-16	2-9	5-6	3-2-5	4	17	6	2	0	39
Hutcherson	1-3	0-0	0-0	2-1-3	1	2	1	1	0	19
Wulf	0-0	0-0	0-0	0-0-0	1	0	0	0	0	4
Slaughter	0-0	0-0	0-0	0-0-0	1	0	0	0	0	1
Wright	1-1	1-1	0-0	0-0-0	0	3	0	0	0	1
TEAM	3-0-3									
Totals	26-62	3-17	15-17	14-16-30	20	70	12	10	1	3 200
Pct.	.419	.176	.882	DB:3						

FG's (1st half: 13-24, 38.2; 2nd half: 13-28, 46.4)
3FG's (1st half: 3-8, 25.0; 2nd half: 1-9, 11.1)
FT's (1st half: 4-4, 100.0; 2nd half: 11-13, 84.6)

	FG	3FG	FT	REB	PF	TP	A TO	B	S	Min
Duke	4-6	0-0	1-2	6-5-11	4	9	1	0	0	1
Parent f	4-6	0-0	1-2	6-5-11	4	9	1	0	0	1
Schweitzer f	8-17	2-7	7-8	3-3-6	1	25	4	2	0	2
Rice c	0-6	0-1	2-2	3-3-6	5	2	1	2	0	36
Mosch g	7-12	0-0	11-11	3-3-6	0	25	3	3	0	31
Gingrich g	3-4	0-1	5-7	0-2-2	2	11	1	1	0	22
West	4-15	3-11	0-0	1-1-2	0	11	2	1	0	1
Matyasovsky	3-7	1-1	0-0	3-4-7	3	7	2	0	2	26
Hayes	0-0	0-0	0-0	0-0-0	0	0	0	0	0	3
TEAM	3-1-4									
Totals	29-67	6-21	26-60	22-22-44	15	90	14	9	2	5 200
Pct.	.433	.286	.867	DB:2.3						

FG's (1st half: 16-35, 45.7; 2nd half: 13-32, 40.6)
3FG's (1st half: 2-8, 25.0; 2nd half: 4-13, 30.8)
FT's (1st half: 4-4, 100.0; 2nd half: 22-26, 84.6)

Officials: Dennis DeMayo, Lisa Mattingly, Scotty Herrmann
Attendance: 5,318 • Technical Fouls: None

Score by Period	1st	2nd	Total
Western Kentucky	32	38	70
Duke	38	52	90

[5/5]Duke 75, Arkansas 54

2001 NCAA Tournament - Second Round
March 19, 2001
Cameron Indoor Stadium - Durham, N.C.

	FG	3FG	FT	REB	PF	TP	A TO	B	S	Min
Arkansas	3-11	0-4	2-2	1-4-5	1	8	0	4	3	1
Christian f	3-11	0-4	2-2	1-4-5	1	8	0	4	3	1
Bragg f	2-7	0-0	1-2	4-4-8	3	5	0	2	0	2
Wright g	3-8	2-2	3-6	1-3-4	3	11	6	4	0	2
Willits g	2-5	2-4	0-0	2-2-4	3	6	0	3	1	0
Cherry g	4-12	0-0	3-4	1-3-4	3	11	1	1	0	34
Lewis	3-7	3-7	0-0	0-0-0	0	9	1	3	0</	

[3/3] Duke 95, Norfolk State 48

2002 NCAA Tournament - First Round
March 15, 2002
Cameron Indoor Stadium - Durham, N.C.

Norfolk St.	FG	3FG	FT	REB	PF	TP	A TO	B	S	Min
Newman f	2-6	0-0	0-1	0-1-1	3	4	0 1	1	1	22
Taylor f	6-16	1-4	4-4	3-2-5	3	17	0 4	0	2	31
Thompson g	2-10	0-2	0-0	1-4-5	1	4	3 3	0	3	26
Martin g	0-7	0-5	0-0	0-1-1	4	0	1 5	0	1	29
Burke g	4-9	1-2	0-0	0-0-0	2	9	2 2	0	2	27
Ali	1-8	1-2	1-2	1-0-1	1	4	2 1	0	1	20
Cuffee	0-0	0-0	0-0	0-0-0	0	0	0 0	0	0	4
Phillips	0-0	0-0	0-0	0-1-1	2	0	1 0	0	0	4
Richardson	1-1	0-0	0-0	1-0-1	0	2	1 0	0	0	4
Cotton	0-1	0-1	0-0	0-0-0	0	0	0 0	0	0	3
McClintock	0-1	0-1	0-0	1-0-1	1	0	0 0	0	0	6
Thomas	1-2	0-0	0-0	0-3-3	0	2	0 1	1	0	9
Rawls	0-0	0-0	0-0	0-0-0	0	0	0 0	0	0	3
Clark	2-4	0-0	2-2	1-2-3	0	6	0 0	0	1	12
TEAM				3-2-5						
Totals	19-65	3-17	7-9	11-16-27	17	48	10 17	2	11	200
Pct.	29.2	17.6	77.8	DB: 0						

FG's (1st half: 7-38, 18.4 ; 2nd half: 12-27, 44.4)
3FG's (1st half: 1-10, 10.0; 2nd half: 2-7, 28.6)
FT's (1st half: 2-3, 66.7 ; 2nd half: 5-6, 83.3)

DUKE	FG	3FG	FT	REB	PF	TP	A TO	B	S	Min
Tillis f	3-6	0-2	6-8	3-7-10	2	12	4 1	0	2	29
Matyasovsky f	4-6	1-2	3-4	2-1-3	0	12	4 3	0	1	25
Krapohl g	4-6	4-6	0-1	1-3-4	1	12	7 2	1	2	26
Beard g	12-15	1-2	4-4	0-3-3	2	29	1 0	1	2	22
Currie g	5-9	2-3	0-1	2-11-13	0	12	3 1	0	1	30
Mosch g	3-6	1-3	3-4	0-2-2	1	10	4 3	0	0	25
Gingrich g	2-7	2-5	0-0	0-2-2	3	6	3 4	0	0	19
Whitley g	1-2	0-0	0-0	1-4-5	0	2	0 4	0	1	24
TEAM				3-3-6						
Totals	34-57	11-23	16-22	12-36-48	9	95	26 18	2	9	200
Pct.	59.6	47.8	72.7	DB: 1,1						

FG's (1st half: 14-29, 48.3 ; 2nd half: 20-28, 71.4)
3FG's (1st half: 4-12, 33.3; 2nd half: 7-11, 63.6)
FT's (1st half: 11-16, 68.8; 2nd half: 5-6, 83.3)

Officials: David Stewart, Marty Novitch, Denise Brooks-Clausner
Attendance: 6,004 • Technical Fouls: None

Score by Period	1st	2nd	Total
Norfolk State	17	31	48
Duke	43	52	95

[3/3] Duke 77, [13/13] South Carolina 68

2002 NCAA Tournament - Regional Final
March 25, 2002
ESA - Raleigh, N.C.

South Carolina	FG	3FG	FT	REB	PF	TP	A TO	B	S	Min
Geter f	5-7	0-0	0-0	2-3-5	3	10	0 2	1	3	32
Penn f	7-16	0-0	0-0	6-3-9	5	14	2 1	0	0	33
Ujehlyi c	1-8	0-1	0-0	1-4-5	3	2	4 0	1	0	30
Ciocan g	5-11	0-2	0-0	0-3-4	4	10	4 5	0	2	32
Gortman g	6-19	1-4	4-6	0-5-5	2	17	2 0	0	2	38
Morrone	4-4	3-3	0-0	0-1-1	0	11	3 3	0	3	24
Troina	2-3	0-0	0-0	1-1-2	3	4	0 1	0	1	11
TEAM				1-5-6						
Totals	30-68	4-10	4-6	11-25-36	20	68	13 16	1	12	200
Pct.	44.1	40.0	66.7	DB: 2						

FG's (1st half: 11-32, 34.4; 2nd half: 19-36, 52.8)
3FG's (1st half: 0-4, 0.0; 2nd half: 4-6, 66.7)
FT's (1st half: 0-0, 0.0; 2nd half: 4-6, 66.7)

DUKE	FG	3FG	FT	REB	PF	TP	A TO	B	S	Min
Tillis f	3-12	0-1	0-0	1-6-7	1	6	4 3	1	0	30
Matyasovsky f	5-7	0-1	2-2	2-3-5	0	12	1 3	4	0	27
Krapohl g	0-1	0-0	0-0	0-0-0	0	0	0 1	0	1	7
Beard g	9-12	0-1	6-8	2-5-7	1	24	5 1	2	5	40
Currie g	4-9	0-0	7-8	1-2-3	2	15	4 1	1	1	32
Mosch g	3-8	0-2	1-2	2-1-3	0	7	3 2	0	0	22
Gingrich g	3-6	3-5	1-2	0-4-4	3	10	2 3	0	0	26
Whitley g	1-3	0-0	1-2	0-3-3	2	3	0 0	1	0	16
TEAM				1-2-3						
Totals	28-58	3-10	18-24	9-26-35	9	77	19 14	9	7	200
Pct.	48.3	30.0	75.0	DB: 3						

FG's (1st half: 16-34, 47.1; 2nd half: 12-24, 50.0)
3FG's (1st half: 0-4, 0.0; 2nd half: 3-6, 50.0)
FT's (1st half: 3-5, 60.0; 2nd half: 15-19, 78.9)

Officials: Bill Titus, Angie Lewis, Eric Larson
Attendance: 8,107 • Technical Fouls: None

Score by Period	1st	2nd	Total
South Carolina	22	46	68
Duke	35	42	77

[3/3] Duke 76, [--/25] TCU 66

2002 NCAA Tournament - Second Round
March 17, 2002
Cameron Indoor Stadium - Durham, N.C.

TCU	FG	3FG	FT	REB	PF	TP	A TO	B	S	Min
Evans f	0-4	0-1	0-2	1-5-6	3	0	3 2	0	1	29
Safarivova f	8-20	5-10	3-4	0-1-1	3	24	2 0	1	1	32
Irvin c	4-8	0-0	0-1	3-6-9	3	8	0 5	1	0	31
Nix g	1-4	0-0	0-0	0-4-4	1	2	3 3	0	2	32
Shaw g	5-9	2-5	0-0	0-3-3	4	12	6 4	0	1	33
Baldwin	0-2	0-2	2-2	0-0-0	1	2	0 2	0	0	11
Browning	0-0	0-0	0-0	0-0-0	1	0	0 1	0	0	4
Newton	2-6	1-2	2-3	1-3-4	2	7	1 0	0	0	15
Tedder	0-0	0-0	0-0	0-0-0	0	0	0 0	0	0	0+
GAMT	4-5	3-4	0-0	0-3-3	2	11	2 1	0	0	13
TEAM				1-2-3						
Totals	24-58	11-24	7-12	6-27-33	20	66	17 18	2	5	200
Pct.	41.4	45.8	58.3	DB: 2,1						

FG's (1st half: 9-24, 37.5; 2nd half: 15-34, 44.1)
3FG's (1st half: 4-10, 40.0; 2nd half: 7-14, 50.0)
FT's (1st half: 1-5, 20.0; 2nd half: 6-7, 85.7)

DUKE	FG	3FG	FT	REB	PF	TP	A TO	B	S	Min
Tillis f	2-9	0-4	1-4	0-4-4	3	5	1 2	0	3	24
Matyasovsky f	2-3	1-2	0-0	0-1-1	4	5	0 0	0	0	12
Krapohl g	0-1	0-1	0-0	0-0-0	0	0	2 2	0	0	9
Beard g	10-23	0-2	6-8	1-10-11	1	26	3 2	0	3	40
Currie g	5-9	1-1	9-10	1-2-3	4	20	3 2	0	3	37
Mosch	1-4	0-0	0-0	1-5-6	1	2	3 2	0	2	22
Gingrich	4-6	3-5	1-1	0-2-2	0	12	2 2	0	0	26
Whitley	2-2	0-0	2-2	1-4-5	1	6	2 2	0	1	30
TEAM				4-2-6						
Totals	26-57	5-15	19-25	8-30-38	14	76	16 14	0	12	200
Pct.	45.6	33.3	76.0	DB: 1,1						

FG's (1st half: 13-29, 44.8; 2nd half: 13-28, 46.4)
3FG's (1st half: 3-6, 50.0; 2nd half: 2-9, 22.2)
FT's (1st half: 5-6, 83.3; 2nd half: 14-19, 73.7)

Officials: Scott Yarbrough, David Stewart, Robyn Ensminger
Attendance: 4,794 • Technical Fouls: None

Score by Period	1st	2nd	Total
TCU	23	43	66
Duke	34	42	76

[2/2] Oklahoma 86, [3/3] Duke 71

2002 NCAA Tournament - Final Four
March 29, 2002
Alamodome - San Antonio, Texas

DUKE	FG	3FG	FT	REB	PF	TP	A TO	B	S	Min
Tillis f	8-20	1-4	2-4	2-7-9	3	19	2 2	0	2	29
Matyasovsky f	3-5	0-1	0-0	1-2-3	1	6	3 3	0	0	15
Krapohl g	1-2	1-2	0-0	0-2-2	1	3	2 0	0	0	10
Beard g	6-15	1-4	2-2	2-4-6	5	15	5 3	1	1	39
Currie g	3-10	0-0	2-2	1-0-1	2	8	2 5	0	0	27
Mosch	1-4	0-1	1-2	0-3-3	1	3	4 0	1	0	22
Gingrich	1-6	1-4	0-0	0-1-1	3	3	1 0	0	1	25
Whitley	5-11	0-4	4-4	1-7-8	2	14	0 3	0	1	23
TEAM				3-2-5						
Totals	28-73	4-20	11-14	10-28-38	18	71	19 16	2	5	200
Pct.	38.4	20.0	78.6	DB: 0, 2						

FG's (1st half: 10-35, 28.6 ; 2nd half: 18-38, 47.4)
3FG's (1st half: 1-8, 12.5; 2nd half: 3-12, 25.0)
FT's (1st half: 7-8, 87.5; 2nd half: 4-6, 66.7)

Oklahoma	FG	3FG	FT	REB	PF	TP	A TO	B	S	Min
Hill f	5-11	1-5	3-3	1-5-6	3	14	3 1	0	1	36
Dales f	6-13	3-8	2-2	0-6-6	1	17	5 2	0	3	36
Talbert c	3-5	0-0	2-2	1-4-5	2	8	1 0	0	0	20
Caufield g	4-13	0-3	4-4	1-2-3	3	12	1 4	4	4</	

[2/1] Duke 65, Utah 54

2003 NCAA Tournament - Second Round
March 25, 2003
Reynolds Coliseum - Raleigh, N.C.

Utah	FG	3FG	FT	REB	PF	TP	A	TO	B	S	Min
Smith f	7-15	4-9	2-2	2-3-5	4	20	0	4	0	0	40
Marshall f	1-3	0-0	0-0	3-2-5	1	2	0	3	1	1	34
Little c	1-3	0-0	1-2	0-1-1	4	3	1	0	0	0	21
Thorburn g	4-13	1-5	3-4	0-6-6	0	12	5	4	0	2	39
Stireman g	4-6	0-0	0-0	1-4-5	3	8	5	2	1	2	31
Wobbe	1-1	0-0	1-2	0-0-0	1	3	0	0	0	0	8
Wood	0-1	0-1	0-0	0-0-0	0	0	0	0	0	0	3
Sitterud	2-6	2-5	0-0	0-2-2	2	6	0	0	0	2	24
TEAM				0-4-4							
Totals	20-48	7-20	7-10	6-22-28	15	54	11	13	2	7	200
Pct.	41.7	35.0	70.0	DB: 2							

FG's (1st half: 10-21, 47.6; 2nd half: 10-27, 37.0)
3FG's (1st half: 5-8, 62.5; 2nd half: 2-12, 16.7)
FT's (1st half: 0-0, 0.0; 2nd half: 7-10, 70.0)

DUKE	FG	3FG	FT	REB	PF	TP	A	TO	B	S	Min
Tillis f	5-15	1-4	1-2	2-8-10	2	12	1	0	0	4	38
Matyasovsky f	0-1	0-0	0-0	0-1-1	2	0	0	1	1	0	15
Harding g	3-7	0-1	0-0	3-2-2	1	6	4	3	0	1	32
Krapohl g	1-4	1-3	0-0	1-1-2	0	3	2	1	0	2	35
Beard g	10-12	2-2	5-6	0-2-2	2	27	1	2	1	2	34
Bass	2-5	0-0	1-2	4-3-7	2	5	1	0	0	0	13
Mosch	0-1	0-0	1-2	0-3-3	2	1	0	0	0	0	8
Foley	4-8	2-4	1-2	1-3-4	2	11	1	2	0	0	23
Whitley	0-2	0-0	0-0	0-0-0	0	0	0	0	0	0	2
TEAM				0-4-4							
Totals	25-55	6-14	9-14	11-23-34	13	65	10	9	2	9	200
Pct.	45.5	42.9	64.3	DB: 2							

FG's (1st half: 12-28, 42.9; 2nd half: 13-27, 48.1)
3FG's (1st half: 5-11, 45.5; 2nd half: 1-3, 33.3)
FT's (1st half: 4-5, 80.0; 2nd half: 5-9, 55.6)

Officials: Tina Napier, Jeff Caudle, Gator Parrish
Attendance: 5,073 • Technical Fouls: None

Score by Period	1st	2nd	Total
Utah	25	29	54
Duke	33	32	65

[2/1] Duke 66, [19/20] Georgia 63

2003 NCAA Tournament - Regional Semifinal
March 29, 2003
The Pit/Bob King Court - Albuquerque, N.M.

Georgia	FG	3FG	FT	REB	PF	TP	A	TO	B	S	Min
Lycett f	4-10	1-4	2-2	2-3-5	2	11	4	1	0	0	33
Driskell f	6-7	2-2	2-2	1-4-5	1	16	1	2	0	0	23
Thomas c	6-11	0-1	1-1	4-8-12	2	13	0	0	2	1	34
Taylor g	0-4	0-2	0-0	1-1-2	3	0	4	3	0	0	36
Kendrick g	4-11	2-5	1-2	1-3-4	1	11	5	7	0	2	39
Pierce	1-4	0-1	0-0	1-3-4	0	2	0	0	0	0	14
Frye	0-1	0-1	0-0	0-0-0	1	0	0	0	0	0	4
Felder	4-5	0-1	2-3	0-3-3	0	10	1	1	0	0	17
TEAM				1-4-5							
Totals	25-53	5-17	8-10	10-28-38	10	63	15	14	2	3	200
Pct.	47.2	29.4	80.0	DB: 1							

FG's (1st half: 12-27, 44.4; 2nd half: 13-29, 50.0)
3FG's (1st half: 5-17, 40.0; 2nd half: 1-7, 14.3)
FT's (1st half: 4-5, 80.0; 2nd half: 4-5, 80.0)

DUKE	FG	3FG	FT	REB	PF	TP	A	TO	B	S	Min
Tillis f	9-16	3-6	0-0	2-2-4	2	21	0	1	0	2	36
Matyasovsky f	0-1	0-0	0-0	0-1-1	3	0	0	0	0	0	14
Harding g	3-6	0-0	0-0	1-4-5	0	6	5	1	0	1	27
Krapohl g	3-8	3-8	0-0	0-2-2	0	9	1	0	0	0	25
Beard g	4-11	1-4	3-4	1-4-5	1	12	5	2	1	2	40
Bass	4-7	0-0	2-2	3-1-4	2	10	1	0	1	1	19
Mosch	1-4	0-0	0-0	1-0-1	0	2	3	0	0	0	14
Foley	2-10	2-7	0-0	0-1-1	2	6	2	1	0	0	15
Whitley	0-0	0-0	0-0	0-1-1	4	0	0	0	0	0	10
TEAM				2-3-5							
Totals	26-63	9-25	5-6	10-19-29	14	66	17	6	2	8	200
Pct.	41.3	36.0	83.3	DB: 0							

FG's (1st half: 10-31, 32.3; 2nd half: 16-32, 50.0)
3FG's (1st half: 5-17, 29.4; 2nd half: 4-8, 50.0)
FT's (1st half: 3-4, 75.0; 2nd half: 2-2, 100.0)

Officials: Joe Cunningham, Art Bomengen, Teresa Dahlem
Attendance: 16,182 • Technical Fouls: None

Score by Period	1st	2nd	Total
Georgia	32	31	63
Duke	28	38	66

[2/1] Duke 57, [7/8] Texas Tech 51

2003 NCAA Tournament - Regional Final
March 31, 2003
The Pit/Bob King Court - Albuquerque, N.M.

Texas Tech	FG	3FG	FT	REB	PF	TP	A	TO	B	S	Min
Pierson f	7-13	0-0	3-6	5-12-17	2	17	2	4	1	1	37
Ayers c	3-5	0-0	2-2	1-2-3	3	8	1	0	0	0	20
Grant g	4-14	0-0	0-0	2-3-5	3	8	3	5	0	1	40
Perkins g	1-10	0-0	0-0	0-2-2	3	2	4	4	0	0	29
Ritchie g	2-7	1-3	0-0	0-0-0	0	5	2	0	0	0	29
Greenwalt	3-7	0-0	0-1	2-4-6	2	6	0	0	1	0	20
Jackson	2-6	0-0	1-2	3-1-4	3	5	0	1	0	1	17
Clark	0-2	0-0	0-0	1-0-1	3	0	0	1	1	1	8
TEAM				2-4							
Totals	22-64	1-3	6-11	16-26-42	19	51	12	15	3	7	200
Pct.	34.4	33.3	54.5	DB: 3							

FG's (1st half: 8-31, 25.8; 2nd half: 14-33, 42.4)
3FG's (1st half: 1-2, 50.0; 2nd half: 0-1, 0.0)
FT's (1st half: 4-4, 100.0; 2nd half: 2-7, 28.6)

DUKE	FG	3FG	FT	REB	PF	TP	A	TO	B	S	Min
Tillis f	3-13	1-2	0-0	0-6-6	4	7	1	0	2	1	29
Matyasovsky f	2-4	0-1	0-0	1-1-2	1	4	0	1	3	2	24
Harding g	1-4	0-0	0-0	0-1-1	3	2	5	2	0	4	34
Krapohl g	0-2	0-1	0-0	1-1-1	0	0	1	4	0	0	17
Beard g	8-20	0-2	12-14	0-8-8	3	28	1	3	4	3	39
Bass	2-5	0-0	3-3	3-3-6	2	7	0	2	3	0	24
Mosch	3-4	0-1	2-2	0-2-2	2	8	2	1	0	1	29
Smith	0-0	0-0	1-2	0-0-0	0	1	0	0	0	0	1
Foley	0-0	0-0	0-0	0-0-0	1	0	0	1	0	0	1
Whitley	0-0	0-0	0-0	0-1-1	0	0	0	2	0	0	2
TEAM				4-5-9							
Totals	19-52	1-7	18-21	8-28-36	16	57	10	16	12	11	200
Pct.	36.5	14.3	85.7	DB: 2							

FG's (1st half: 9-26, 34.6; 2nd half: 10-26, 38.5)
3FG's (1st half: 0-3, 0.0; 2nd half: 1-4, 25.0)
FT's (1st half: 8-10, 80.0; 2nd half: 10-11, 90.9)

Officials: Scott Yarbrough, Bonita Spence, Randy Campbell
Attendance: 12,413 • Technical Fouls: None

Score by Period	1st	2nd	Total
Texas Tech	21	30	51
Duke	26	31	57

[4/4] Tennessee 66, [2/1] Duke 58

2003 NCAA Tournament - Final Four
April 6, 2003
Georgia Dome - Atlanta, Ga.

Tennessee	FG	3FG	FT	REB	PF	TP	A	TO	B	S	Min
Butts *	1-6	0-2	0-0	0-1-1	3	2	0	1	0	1	27
Jackson *	7-13	1-3	10-12	4-11-15	2	25	0	3	2	1	36
Lawson *	3-12	0-2	2-2	4-7-11	0	8	5	2	0	0	35
Moore *	5-9	0-1	1-2	1-1-2	2	11	1	2	0	3	37
Ely *	3-7	0-0	0-0	0-7-7	4	6	0	2	0	2	26
Davis	0-0	0-0	0-0	0-1-1	0	0	0	0	0	0	3
Zolman	0-1	0-1	2-2	0-0-0	0	2	0	1	0	0	5
Jackson	3-4	0-0	1-2	0-1-1	1	7	1	0	0	1	13
Robinson	2-5	0-0	1-1	1-2-3	1	5	1	1	3	0	18
TEAM				0-0-0							
Totals	24-57	1-9	17-24	10-31-41	13	66	8	12	5	8	200
Pct.	42.1	11.1	81.0	DB: 0.2							

FG's (1st half: 13-34, 38.2; 2nd half: 11-23, 47.8)
3FG's (1st half: 0-6, 0.0; 2nd half: 1-3, 33.3)
FT's (1st half: 1-2, 50.0; 2nd half: 16-19, 84.2)

DUKE	FG	3FG	FT	REB	PF	TP	A	TO	B	S	Min
Tillis f	4-11	1-2	0-0	0-5-5	2	9	3	1	2	2	36
Matyasovsky f	0-1	0-0	0-0	1-1-2	3	0	1	1	2	2	19
Harding g	3-8	0-1	0-0	1-4-5	5	6	4				

[1/1] Duke 63, [7/5] Louisiana Tech 49

2004 NCAA Tournament - Regional Semifinal
March 28, 2004
Constant Center - Norfolk, Va.

La. Tech	FG	3FG	FT	REB	PF	TP	A TO	B	S	Min
Carter f	2-13	0-1	5-8	7-8-15	3	9	1 3	0	1	40
Frierson f	10-19	0-2	2-4	3-9-12	1	22	0 1	1	0	34
Smith-Taylor c	5-15	1-4	0-0	2-3-5	4	11	1 3	0	0	36
Crain g	1-7	1-3	0-0	2-2-4	1	3	3 1	0	1	34
Obaze g	1-6	0-0	0-0	0-0-0	5	2	4 3	0	1	21
Barkus	1-6	0-1	0-0	0-0-0	1	2	1 2	0	2	25
Moore	0-0	0-0	0-0	0-0-0	0	0	0 0	0	0	4
Kursh	0-0	0-0	0-0	0-0-0	0	0	0 0	0	0	6
TEAM	3-4-7									
Totals	20-66	2-11	7-12	17-26-43	15	49	10 14	1	5	200
Pct.	30.3	18.2	58.3	DB: 3						

FG's (1st half: 10-29, 34.5; 2nd half: 10-37, 27.0)
3FG's (1st half: 1-4, 25.0; 2nd half: 1-7, 14.3)
FT's (1st half: 2-4, 50.0; 2nd half: 5-8, 62.5)

DUKE	FG	3FG	FT	REB	PF	TP	A TO	B	S	Min
Currie f	6-12	0-1	6-6	3-4-7	1	18	2 4	1	1	33
Tillis f	4-8	1-3	2-2	1-5-6	4	11	1 3	3	1	33
Bass c	2-4	0-0	0-0	3-8-4	4	4	0 1	2	2	25
Harding g	1-5	0-1	0-0	0-4-4	0	2	3 3	0	1	22
Beard g	5-15	0-3	7-8	3-5-8	4	17	2 1	3	1	37
Krapohl	3-8	3-8	0-0	0-2-2	0	9	2 0	0	1	30
Foley	0-2	0-1	0-0	0-2-2	0	0	0 1	0	1	7
Hunter	1-3	0-0	0-0	0-2-2	2	2	1 1	2	0	13
TEAM	0-2-2									
Totals	22-57	4-17	15-16	10-31-41	15	63	11 15	11	8	200
Pct.	38.6	23.5	93.8	DB: 0						

FG's (1st half: 10-28, 35.7; 2nd half: 12-29, 41.4)
3FG's (1st half: 2-9, 22.2; 2nd half: 2-8, 25.0)
FT's (1st half: 4-4, 100.0; 2nd half: 11-12, 91.7)

Officials: Dennis DeMayo, Greg Small, Angie Lewis
Attendance: 7,703 • Technical Fouls: None

Score by Period	1st	2nd	Total
Louisiana Tech	23	26	49
Duke	26	37	63

[24/22] Minnesota 82, [1/1] Duke 75

2004 NCAA Tournament - Regional Final
March 30, 2004
Constant Center - Norfolk, Va.

Minnesota	FG	3FG	FT	REB	PF	TP	A TO	B	S	Min
Bolden f	3-3	3-3	1-2	0-2-2	4	10	1 1	0	0	30
Andersson f	6-10	0-0	5-6	3-2-5	1	17	3 1	0	0	40
McCarville c	5-10	0-0	10-13	2-16-18	4	20	6 2	0	2	29
Schonrock g	2-6	1-5	1-2	0-1-1	1	6	1 5	0	0	40
Whalen g	9-21	2-6	7-7	0-6-6	3	27	4 4	0	4	39
Royland	0-0	0-0	0-0	0-0-0	1	0	0 0	0	0	2
Broback	1-5	0-1	0-0	0-3-4	4	2	0 1	0	0	17
Podominick	0-0	0-0	0-0-0	1-0-1	2	0	0 0	0	0	3
TEAM	3-1-4									
Totals	26-55	6-15	24-30	9-31-40	20	82	15 16	0	6	200
Pct.	47.3	40.0	80.0	DB: 2						

FG's (1st half: 13-26, 50.0; 2nd half: 13-29, 44.8)
3FG's (1st half: 3-8, 37.5; 2nd half: 3-7, 42.9)
FT's (1st half: 4-5, 80.0; 2nd half: 20-25, 80.0)

DUKE	FG	3FG	FT	REB	PF	TP	A TO	B	S	Min
Currie f	5-13	0-1	9-12	1-6-7	2	19	2 2	0	0	31
Tillis f	5-10	0-1	2-3	1-4-5	5	12	0 5	2	0	31
Bass c	4-7	0-0	3-4	1-0-1	3	11	1 1	3	0	27
Harding g	2-5	0-1	5-6	0-5-5	4	9	5 1	0	3	39
Beard g	4-14	0-3	2-4	0-6-6	3	10	2 0	1	4	38
Krapohl	1-2	1-2	0-0	0-0-0	1	3	0 1	0	0	18
Foley	1-2	1-1	2-2	0-0-0	2	5	0 0	0	0	7
Howe	0-0	0-0	0-0	0-0-0	0	0	0 0	0	0	0+
Hunter	3-4	0-0	0-0	2-2-4	3	6	0 0	0	0	9
TEAM	0-1-1									
Totals	25-57	2-9	23-31	5-24-29	23	75	10 10	6	7	200
Pct.	43.9	22.2	74.2	DB: 4						

FG's (1st half: 8-29, 27.6; 2nd half: 17-28, 60.7)
3FG's (1st half: 0-2, 0.0; 2nd half: 2-7, 28.6)
FT's (1st half: 10-14, 71.4; 2nd half: 13-17, 76.5)

Officials: Bryan Enterline, Lisa Jones, Eric Brewton
Attendance: 7,860 • Technical Fouls: None

Score by Period	1st	2nd	Total
Minnesota	33	49	82
Duke	26	49	75

[7/8] Duke 80, Canisius 48

2005 NCAA Tournament - Second Round
March 20, 2005
Dean E. Smith Center - Chapel Hill, N.C.

Canisius	FG	3FG	FT	REB	PF	TP	A TO	B	S	Min
Steeves f	0-4	0-0	0-0	2-2-4	1	0	0 1	1	2	18
Lyle f	3-8	0-3	1-2	0-1-1	5	7	1 0	0	0	22
Zak c	3-9	2-3	1-2	0-2-2	1	9	2 3	0	1	36
Lamparski g	3-11	1-4	0-0	2-1-3	2	7	4 0	0	0	35
Wittlieb g	2-13	2-11	0-0	1-6-7	0	6	1 0	0	1	27
Radunske	3-8	0-1	1-2	1-1-2	3	7	1 1	0	0	13
Thomer	0-0	0-0	0-0	0-1-1	1	0	0 1	0	0	2
Chesko	1-3	0-1	4-4	1-0-1	0	6	0 2	0	1	18
Richards	0-0	0-0	0-0	0-1-1	2	0	0 1	0	0	3
Williams	1-6	0-0	2-5	1-1-2	3	4	0 0	0	0	20
Mullins	0-0	0-0	0-1	0-0-0	0	0	0 0	0	1	4
Capuano	0-1	0-0	2-2	1-0-1	0	2	0 0	0	0	2
TEAM	4-1-5									
Totals	16-63	5-23	11-18	13-17-30	18	48	9 9	1	8	200
Pct.	25.4	21.7	61.1	DB: 3						

FG's (1st half: 10-34, 29.4; 2nd half: 6-29, 20.7)
3FG's (1st half: 2-13, 15.4; 2nd half: 3-10, 30.0)
FT's (1st half: 2-3, 66.7; 2nd half: 9-15, 60.0)

DUKE	FG	3FG	FT	REB	PF	TP	A TO	B	S	Min
Williams f	8-9	0-0	5-6	3-6-9	3	21	2 1	0	1	31
Whitley f	5-9	0-1	2-2	0-5-5	2	12	3 2	0	1	31
Bales c	4-9	0-0	3-3	2-1-3	1	8	6 0	6	1	30
Smith g	2-9	1-3	0-0	0-4-4	0	5	6 3	0	1	32
Currie g	7-13	0-1	4-7	4-6-10	3	18	5 1	0	3	27
Kurz	2-4	0-1	0-0	0-4-4	2	4	2 5	2	0	25
Black	6-10	0-0	0-0	5-6-11	4	12	2 2	2	1	24
TEAM	3-4-7									
Totals	34-63	1-6	11-18	17-36-53	15	80	26 14	10	8	200
Pct.	54.0	16.7	61.1	DB: 1						

FG's (1st half: 17-30, 56.7; 2nd half: 17-33, 51.5)
3FG's (1st half: 1-3, 33.3; 2nd half: 0-3, 0.0)
FT's (1st half: 6-7, 85.7; 2nd half: 5-11, 45.5)

Officials: Greg Small, Robert Strong, Lolly Saenz
Attendance: 2,511 • Technical Fouls: None

Score by Period	1st	2nd	Total
Canisius	24	24	48
Duke	41	39	80

[7/8] Duke 70, [25/--] Boston College 65

2005 NCAA Tournament - Second Round
March 22, 2005
Dean E. Smith Center - Chapel Hill, N.C.

BC	FG	3FG	FT	REB	PF	TP	A TO	B	S	Min
Queenan f	8-12	1-1	0-1	0-8-8	5	17	1 3	1	3	36
Droesch f	10-14	3-6	0-0	0-8-8	2	23	2 3	1	1	39
Ress c	1-10	0-0	2-2	0-0-0	2	4	1 2	0	0	23
Marshall g	0-3	0-0	0-0	1-2-3	0	0	4 2	0	0	40
Parham g	2-4	0-0	0-0	2-2-4	3	4	3 2	1	2	22
Dorsey	3-7	3-7	0-1	0-2-2	1	9	2 3	0	0	21
Lokitis	0-0	0-0	0-0	0-0-0	1	0	0 0	0	0	1
Macchia	4-6	0-0	0-2	2-1-3	3	8	2 0	1	1	18
TEAM	1-1-2									
Totals	28-56	7-14	2-6	9-22-31	17	65	15 16	4	7	200
Pct.	50.0	50.0	33.3	DB: 2						

FG's (1st half: 14-30, 46.7; 2nd half: 14-26, 53.8)
3FG's (1st half: 2-6, 33.3; 2nd half: 5-8, 62.5)
FT's (1st half: 0-2, 0.0; 2nd half: 2-4, 50.0)

DUKE	FG	3FG	FT	REB	PF	TP	A TO	B	S	Min
Williams f	5-10	0-0	2-3	1-4-5	1	12	1 1	0	1	34
Whitley f	3-6	1-1	0-1	2-3-5	1	7	2 1	0	3	36
Bales c	7-12	0-0	2-4	1-4-5	4	16	1 2	6	0	22
Smith g	2-6	1-1	4-4	1-3-4	1	9	4 3	0	2	39
Currie g	6-14	1-3	8-8	2-2-4	2	21	3 2	1	2	39
Kurz	0-3	0-2	0-0	1-0-1	1	0	0 0	0	0	9
Black	2-9	0-0	1-2	6-5-11	2	5	1 3	0	0	21
TEAM	2-0-2									
Totals	25-60	3-7	17-22	16-21-37	12	70	12 12	7	8	200
Pct.	41.7	42.9	77.3	DB: 2						

FG's (1st half: 15-28, 53.6; 2nd half: 10-32, 31.3)
3FG's (1st half: 3-5, 60.0; 2nd half: 0-2, 0.0)
FT's (1st half: 3-3, 100.0; 2nd half: 14-19, 73.7)

Officials: Melissa Barlow, Clarke Stevens, Carla Fujimoto
Attendance: 3,666 • Technical Fouls: None

Score by Period	1st	2nd	Total
Boston College	30	35	65
Duke	36	34	70

[7/8] Duke 63, [20/20] Georgia 57

2005 NCAA Tournament - Regional Semifinal
March 26, 2005
The McKenzie Arena - Chattanooga, Tenn.

Georgia	FG	3FG	FT	REB	PF	TP	A TO	B	S	Min
Baker *	3-12	0-2	2-2	0-1-1						

[4/4] Duke 86, Southern 27

2006 NCAA Tournament - First Round
March 19, 2006
Constant Center - Norfolk, Va.

Southern	FG	3FG	FT	REB	PF	TP	A TO	B S	Min
Johnson f	0-5	0-3	0-0	0-1-1	2	0	0 3	1 1	24
Huggins f	0-6	0-0	0-0	1-3-4	4	0	1 3	1 1	28
Lewis c	2-8	0-0	0-0	1-3-4	4	4	0 2	1 0	25
Shiggs g	2-4	0-2	1-1	0-0-0	3	5	0 2	0 0	17
Monroe g	2-7	1-2	0-3	2-0-2	2	5	1 6	0 0	14
Jones	2-6	0-0	3-3	3-3-6	3	7	3 6	0 2	34
Bush	0-0	0-0	0-0	0-0-0	0	0	0 0	0 0	1
Berard	0-3	0-3	0-0	0-0-0	0	0	1 0	1 0	4
Hill	0-1	0-0	0-0	0-0-0	0	0	0 0	0 0	4
Blake	0-2	0-1	0-0	0-1-1	2	0	0 1	0 0	9
Jackson	1-3	0-1	0-0	0-2-2	1	2	0 0	1 0	7
McLemore	0-1	0-0	0-0	1-1-2	0	4	0 1	0 2	18
Blake	2-10	0-1	0-0	1-1-2	0	4	0 1	0 2	18
Antoine	0-0	0-0	0-0	0-0-0	0	0	0 0	0 0	1
Jones	0-4	0-0	0-0	0-1-1	0	0	0 1	0 0	11
TEAM	2-3-5								
Totals	11-60	1-13	4-7	10-18-28	2	127	6 26	4 7	200
Pct.	18.3	7.7	57.1	DB: 0.2					

FG's (1st half: 7-29, 24.1; 2nd half: 4-31, 12.9)
3FG's (1st half: 1-2, 50.0; 2nd half: 0-11, 0-0)
FT's (1st half: 1-4, 25.0; 2nd half: 3-3, 100.0)

DUKE	FG	3FG	FT	REB	PF	TP	A TO	B S	Min
Williams f	4-7	0-0	2-2	2-5-7	2	10	1 3	2 2	22
Currie f	5-9	0-1	9-10	2-6-8	3	19	3 1	1 0	19
Bales c	4-6	0-0	0-0	5-2-7	0	8	2 0	2 1	16
Harding g	5-8	2-2	6-7	2-3-5	1	18	3 0	1 0	25
Smith g	4-12	0-0	2-2	1-4-5	0	10	3 3	1 3	23
E. Waner	1-3	1-2	0-0	0-0-1	1	3	1 2	0 1	13
Kurz	2-2	1-1	0-0	0-4-4	1	5	0 0	1 2	13
A. Waner	2-8	0-3	2-3	1-1-2	0	6	3 1	0 0	21
Black	3-6	0-0	1-2	3-8-11	2	7	2 3	3 1	18
Foley	2-5	2-3	0-0	0-2-2	1	6	2 0	0 0	20
Gay	2-4	0-0	0-0	2-3-5	1	4	0 2	0 0	10
TEAM	2-2-4								
Totals	34-70	6-12	22-26	20-40-60	12	96	20 15	10 11	200
Pct.	48.6	50.0	84.6						

FG's (1st half: 14-39, 35.9; 2nd half: 20-31, 64.5)
3FG's (1st half: 2-6, 33.3; 2nd half: 4-6, 66.7)
FT's (1st half: 10-14, 71.4; 2nd half: 12-12, 100.0)

Officials: Kathy Lynch, Felicia Grinter, Joe Barris, Sue Blanch (Alt)
Attendance: 4,466 • Technical Fouls: None

Score by Periods	1st	2nd	Total
Southern	16	11	27
Duke	40	56	96

[4/4] Duke 85, Southern California 51

2006 NCAA Tournament - Second Round
March 21, 2006
Constant Center - Norfolk, Va.

Southern Cal.	FG	3FG	FT	REB	PF	TP	A TO	B S	Min
Jaskowiak f	1-5	0-1	0-0	0-0-0	4	2	1 1	0 1	27
Kerr f	6-16	0-1	1-3	1-5-6	3	13	1 1	1 2	32
LeNoir g	3-10	0-4	0-0	0-0-0	3	6	5 4	0 3	29
Gnekow g	1-5	1-3	2-2	1-4-5	1	5	1 1	1 1	33
Murphy g	5-15	1-6	4-4	3-7-10	2	15	3 5	1 3	36
Hagiya	1-7	0-4	3-5	1-2-3	2	5	1 4	0 3	31
Travers	0-0	0-0	0-0	0-1-1	0	0	0 0	0 0	2
Parker	2-4	1-1	0-0	0-0-0	3	5	0 0	1 1	10
TEAM	1-2-3								
Totals	19-62	3-20	10-14	7-21-28	18	51	12 17	4 14	200
Pct.	30.6	15.0	71.4	DB: 0.2					

FG's (1st half: 7-25, 28.0; 2nd half: 12-37, 32.4)
3FG's (1st half: 0-6, 0.0; 2nd half: 3-14, 21.4)
FT's (1st half: 8-9, 88.9; 2nd half: 2-5, 40.0)

DUKE	FG	3FG	FT	REB	PF	TP	A TO	B S	Min
Williams f	3-5	0-0	3-4	4-4-8	1	9	1 4	0 1	21
Currie f	4-13	1-5	5-5	2-7-9	3	14	4 0	2 0	29
Bales c	8-9	0-0	6-7	2-7-9	2	22	1 1	6 2	26
Harding g	2-4	0-1	0-1	1-5-6	0	4	6 2	0 2	25
Smith g	2-8	0-1	2-2	5-1-6	2	6	4 4	0 1	18
E. Waner	1-3	1-3	0-0	0-0-0	1	3	0 0	0 1	4
Kurz	2-4	2-3	0-0	0-1-1	1	6	0 0	0 1	8
A. Waner	3-7	2-6	1-2	1-3-4	3	9	1 6	0 1	17
Black	2-7	0-0	0-2	1-4-6	3	4	1 3	1 1	20
Foley	3-6	2-3	0-0	0-2-2	1	8	4 1	0 0	21
Gay	0-1	0-0	0-0	1-2-3	0	0	0 0	1 1	11
TEAM	2-2-5								
Totals	30-67	8-22	17-23	20-39-59	17	85	22 21	10 11	200
Pct.	44.8	36.4	73.9	DB: 0.1					

FG's (1st half: 14-32, 43.8; 2nd half: 16-35, 45.7)
3FG's (1st half: 3-9, 33.3; 2nd half: 5-13, 38.5)
FT's (1st half: 8-10, 80.0; 2nd half: 9-13, 69.2)

Officials: June Corteau, Kathy Lynch, Felicia Grinter, Ray Bomeila - AR
Attendance: 6,031 • Technical Fouls: None

Score by Periods	1st	2nd	Total
Southern California	22	29	51
Duke	39	46	85

[4/4] Duke 86, [16/17] Michigan State 61

2006 NCAA Tournament - Regional Semifinal
March 26, 2006
Arena at Harbor Yard - Bridgeport, Conn.

Michigan St.	FG	3FG	FT	REB	PF	TP	A TO	B S	Min
Bowen *	4-16	2-10	0-0	1-3-4	0	10	2 2	0 1	36
Jefferson *	7-13	0-1	1-2	5-1-6	3	15	0 6	0 1	29
Haynes *	3-6	0-1	1-1	2-2-4	1	7	1 2	0 0	26
Lucas-Perry *	6-16	3-8	2-2	1-3-4	3	17	3 3	0 3	33
Shimek *	2-5	0-0	1-2	2-5-7	2	5	2 0	0 1	35
Aitch	0-2	0-0	5-6	2-0-2	1	5	0 0	0 0	12
Davidson	1-4	0-2	0-0	0-1-1	0	2	3 2	0 1	15
Dwyer	0-0	0-0	0-0	1-1-2	0	0	0 0	0 0	2
Hall	0-2	0-0	0-0	0-1-1	4	0	1 2	0 0	12
TEAM	2-3-5								
Totals	23-64	5-22	10-13	16-20-36	14	61	12 17	0 7	200
Pct.	35.9	22.7	76.9	DB: 2					

FG's (1st half: 15-30, 50.0; 2nd half: 8-34, 23.5)
3FG's (1st half: 4-10, 40.0; 2nd half: 1-12, 8.3)
FT's (1st half: 3-3, 100.0; 2nd half: 7-10, 70.0)

DUKE	FG	3FG	FT	REB	PF	TP	A TO	B S	Min
Williams f	5-8	0-0	3-4	3-2-5	2	13	2 3	0 4	25
Currie f	7-12	2-3	1-1	0-3-3	1	17	4 1	0 1	26
Bales c	4-6	0-0	2-2	1-7-8	2	10	3 0	5 2	25
Harding g	4-8	0-1	2-2	2-4-6	1	10	7 3	0 1	31
Smith g	2-6	0-2	0-0	3-0-3	1	4	2 2	0 1	21
E. Waner	0-2	0-2	0-0	0-1-1	0	0	0 0	0 0	4
Kurz	1-3	0-1	0-0	0-0-0	0	2	0 0	0 0	7
A. Waner	5-8	3-6	1-1	0-2-2	2	14	3 2	0 1	21
Black	5-7	0-0	0-0	2-5-7	2	10	0 0	1 0	21
Foley	2-5	2-5	0-0	0-1-1	2	6	1 1	0 0	17
Gay	0-0	0-0	0-0	0-0-0	0	0	0 0	0 0	2
TEAM	0-1-1								
Totals	35-65	7-20	9-10	11-26-37	13	86	22 12	6 10	200
Pct.	53.8	35.0	90.0	DB: 0					

FG's (1st half: 19-37, 51.4; 2nd half: 16-28, 57.1)
3FG's (1st half: 6-11, 54.5; 2nd half: 1-9, 11.1)
FT's (1st half: 1-1, 100.0; 2nd half: 8-9, 88.9)

Officials: Melissa Barlow, Sue Blanch, Yvette McKinney
Attendance: 9,091 • Technical Fouls: None

Score by Periods	1st	2nd	Total
Michigan State	37	24	61
Duke	45	41	86

[4/4] Duke 63, [8/8] Connecticut 61

2006 NCAA Tournament - Regional Final
March 28, 2006
Arena at Harbor Yard - Bridgeport, Conn.

Connecticut	FG	3FG	FT	REB	PF	TP	A TO	B S	Min
Turner f	8-13	2-3	1-2	1-11-12	4	19	2 0	0 0	40
Strother f	1-6	0-1	0-0	2-3-5	4	2	3 3	0 2	37
Crockett c	6-12	0-0	3-5	5-3-8	3	15	0 3	1 0	33
Montgomery g	6-16	2-7	1-2	1-2-3	0	15	2 2	1 1	43
Thomas g	4-5	0-1	0-0	0-1-1	2	8	1 0	0 1	24
Swanier	0-3	0-1	0-0	1-2-3	3	0	2 2	0 0	17
Wolf	0-0	0-0	0-0	0-0-0	1	0	0 0	0 0	2
Houston	0-5	0-0	0-0	0-0-0	1	0	2 1	0 0	10
Greene	1-5	0-1	0-0	1-0-1	3	2	0 0	0 0	14
Hunter	0-0	0-0	0-0	0-0-0	0	0	0 2	0 0	5
TEAM	0-2-2								
Totals	26-65	4-14	5-9	11-24-35	21	61	12 14	2 4	225
Pct.	40.0	28.6	55.6	DB: 1					

FG's (1st half: 11-29, 37.9; 2nd half: 13-30, 43.3; OT: 2-6, 33.3)
3FG's (1st half: 3-9, 33.3; 2nd half: 1-5, 20.0; OT: 0-0, 0.0)
FT's (1st half: 1-2, 50.0; 2nd half: 2-3, 66.7; OT: 2-4, 50.0)

DUKE	FG	3FG	FT	REB	PF	TP	A TO	B S	Min
Williams f	3-9	0-0	2-4	5-3-8	4	8	0 3	2 1	28
Currie f	3-12	1-3	7-10	2-7-9	3	14	2 1	0 1	33
Bales c	5-13	0-0	5-6	4-9-13	4	15	2 1	8 1	35
Harding g	2-10	0-3	3-4	2-4-6	2	7	3 4	0 3	41
Smith g	1-6	0-3	1-2	0-0-0	0	3	1 0	1 0	15
A. Waner	4-9	2-6	0-0	1-2-3	0	10	2 2	0 2	

[1/1] Duke 81, Holy Cross 44

2007 NCAA Tournament - First Round
March 18, 2007
RBC Center - Raleigh, N.C.

Holy Cross	FG	3FG	FT	REB	PF	TP	A TO	B	S	Min
McFadden f	2-8	2-5	0-0	0-2-2	2	6	7	9	0	1 39
Keil f	2-8	2-5	1-2	0-5-5	2	7	2	2	0	1 35
Foley c	4-10	0-0	0-0	0-3-3	5	8	1	3	1	0 31
Mclaughlin g	2-3	0-1	0-0	0-4-4	1	4	2	1	0	1 37
O'Dell g	7-13	4-6	1-1	0-2-2	1	19	3	5	0	1 38
Cushnie	0-1	0-1	0-0	0-0-0	1	0	0	0	0	0 7
Carper	0-0	0-0	0-0	0-0-0	0	0	0	0	0	0 1
Murrihue	0-1	0-1	0-0	0-0-0	0	0	0	0	0	0 2
Brennan-Mcbride	0-1	0-0	0-0	0-0-0	0	0	0	0	0	0 2
Gruzynski	0-0	0-0	0-0	0-2-2	1	0	0	0	0	0 8
TEAM				4-0-4						
Totals	17-45	8-19	2-3	4-18-22	13	44	15	22	1	4 200
Pct.	37.8	42.1	66.7	DB: 1						

FG's (1st half: 9-23, 39.1; 2nd half: 8-22, 36.4)
3FG's (1st half: 4-10, 40.0; 2nd half: 4-9, 44.4)
FT's (1st half: 0-0, 0.0; 2nd half: 2-3, 66.7)

DUKE	FG	3FG	FT	REB	PF	TP	A TO	B	S	Min
Gay f	5-6	0-0	0-0	3-0-3	3	10	0	3	1	3 22
Bales c	4-6	0-0	5-8	3-5-8	2	13	3	3	5	0 28
A. Wanner g	9-15	6-8	2-2	1-2-3	1	26	1	1	1	4 26
Harding g	2-8	1-4	2-4	1-0-1	2	7	1	0	0	3 22
Smith g	1-4	1-1	0-0	1-5-6	2	3	9	3	0	1 26
E. Wanner	2-4	0-2	0-0	0-0-0	0	4	1	0	0	0 22
Mitchell	2-2	0-0	0-0	1-4-5	0	4	1	0	1	1 13
Cheek	5-8	0-0	0-0	0-3-3	2	10	1	1	0	1 17
Mitch	1-4	0-2	0-1	0-1-1	1	2	2	0	0	2 16
Jackson	1-2	0-0	0-1	2-1-3	2	2	1	1	0	0 8
TEAM				2-3-5						
Totals	32-59	8-17	9-16	14-24-38	15	81	20	12	8	15 200
Pct.	54.2	47.1	56.3	DB: 2						

FG's (1st half: 16-33, 48.5; 2nd half: 16-26, 61.5)
3FG's (1st half: 7-15, 46.7; 2nd half: 1-2, 50.0)
FT's (1st half: 2-4, 50.0; 2nd half: 7-12, 58.3)

Officials: Randy Campbell, Doug Knight, Nichol Murray
Attendance: 4,226 • Technical Fouls: None

Score by Period	1st	2nd	Total
Holy Cross	22	22	44
Duke	41	40	81

[1/1] Duke 62, Temple 52

2007 NCAA Tournament - Second Round
March 20, 2007
RBC Center - Raleigh, N.C.

Temple	FG	3FG	FT	REB	PF	TP	A TO	B	S	Min
Landry f	0-2	0-0	0-0	2-1-3	5	0	0	1	0	1 26
Hairston f	7-20	0-3	2-2	5-5-10	2	16	2	3	1	4 38
Comfort c	6-11	0-1	0-1	2-7-9	2	12	0	4	1	1 39
Eaddy g	1-7	0-1	0-0	2-4-6	0	2	2	0	0	1 30
Maddox g	6-13	0-1	6-6	0-0-0	2	18	1	6	0	3 38
Morris	0-0	0-0	0-0	0-1-1	1	0	1	2	0	0 14
Stone	2-2	0-0	0-0	1-2-3	1	4	0	2	0	0 13
Pittman	0-1	0-0	0-0	0-0-0	0	0	0	0	0	0 2
TEAM				1-1-2						
Totals	22-56	0-6	8-9	13-21-34	13	52	6	19	2	10 200
Pct.	39.3	0.0	88.9	DB: 0						

FG's (1st half: 13-29, 44.8; 2nd half: 9-27, 33.3)
3FG's (1st half: 0-4, 0.0; 2nd half: 0-2, 0.0)
FT's (1st half: 0-0, 0.0; 2nd half: 8-9, 88.9)

DUKE	FG	3FG	FT	REB	PF	TP	A TO	B	S	Min
Gay f	5-7	0-0	3-4	5-5-10	2	13	1	4	0	1 31
Bales c	2-9	0-0	0-1	2-4-6	1	4	1	0	2	1 31
A. Wanner g	3-5	1-1	1-2	1-1-2	4	8	2	0	1	2 20
Harding g	8-16	1-2	1-1	2-1-3	0	18	4	6	0	2 39
Smith g	4-11	2-3	5-7	4-3-7	1	15	3	5	0	4 31
E. Wanner	0-0	0-0	0-0	0-1-1	0	0	0	0	0	0 6
Mitchell	0-0	0-0	0-0	0-0-0	0	0	0	0	0	0 7
Cheek	2-5	0-1	0-0	0-3-3	2	4	2	0	0	0 22
Mitch	0-2	0-2	0-0	0-1-1	1	0	0	2	0	0 13
TEAM				1-3-4						
Totals	24-55	4-9	10-15	15-22-37	11	62	13	17	3	10 200
Pct.	43.6	44.4	66.7	DB: 0						

FG's (1st half: 16-31, 51.6; 2nd half: 8-24, 33.3)
3FG's (1st half: 2-5, 40.0; 2nd half: 2-4, 50.0)
FT's (1st half: 3-3, 100.0; 2nd half: 7-12, 58.3)

Officials: June Courteau, Bonita Spence, Randy Campbell
Attendance: 5,227 • Technical Fouls: None

Score by Period	1st	2nd	Total
Temple	26	26	52
Duke	37	25	62

[15/18] Rutgers 53, [1/1] Duke 52

2007 NCAA Tournament - Regional Semifinal
March 24, 2007
Greensboro Coliseum - Greensboro, N.C.

Rutgers	FG	3FG	FT	REB	PF	TP	A TO	B	S	Min
Zurich f	4-6	0-1	0-0	0-1-1	2	8	0	0	0	1 25
Vaughn c	2-6	0-0	0-0	2-7-9	3	4	0	1	0	1 30
Carson g	3-9	0-2	0-0	2-1-3	1	6	4	5	2	2 40
Prince g	4-12	1-3	0-0	2-3-5	1	9	0	2	0	3 37
Ajavon g	7-19	2-6	4-6	1-3-4	3	20	5	2	0	3 35
Mccurdy	1-1	0-0	0-0	0-1-1	3	2	0	1	0	1 15
Ray	0-2	0-1	0-0	0-1-1	0	0	0	0	0	0 8
Junaid	2-2	0-0	0-0	0-1-1	1	4	0	1	1	1 10
TEAM				4-0-4						
Totals	23-57	3-13	4-6	11-18-29	14	53	9	12	3	12 200
Pct.	40.4	23.1	66.7	DB: 1						

FG's (1st half: 7-29, 24.1; 2nd half: 16-28, 57.1)
3FG's (1st half: 0-6, 0.0; 2nd half: 3-7, 42.9)
FT's (1st half: 2-3, 66.7; 2nd half: 2-3, 66.7)

DUKE	FG	3FG	FT	REB	PF	TP	A TO	B	S	Min
Gay f	5-8	0-0	0-0	1-5-6	0	10	1	1	0	1 31
Bales c	7-11	0-0	7-9	1-3-4	4	21	3	2	4	1 37
Wanner g	2-8	1-5	0-0	0-6-6	2	5	3	0	0	1 35
Harding g	2-6	1-1	0-2	1-4-5	0	5	5	5	0	1 38
Smith g	3-7	0-2	1-1	1-2-3	1	7	2	3	0	0 34
Mitchell	0-0	0-0	0-0	0-0-0	0	0	0	0	0	0 1
Cheek	0-2	0-0	2-2	0-0-0	0	2	0	1	0	0 11
Mitch	1-1	0-0	0-0	2-0-2	0	2	1	3	0	0 13
TEAM				1-4-5						
Totals	20-43	2-8	10-14	7-24-31	7	52	15	16	4	4 200
Pct.	46.5	25.0	71.4	DB: 2						

FG's (1st half: 8-19, 42.1; 2nd half: 12-24, 50.0)
3FG's (1st half: 1-3, 33.3; 2nd half: 1-5, 20.0)
FT's (1st half: 4-6, 66.7; 2nd half: 6-8, 75.0)

Officials: Dennis DeMayo, Bryan Brunette, Felicia Grinter
Attendance: 6,392 • Technical Fouls: None

Score by Period	1st	2nd	Total
Rutgers	16	37	53
Duke	21	31	52

[9/10] Duke 67, Arizona State 59

2008 NCAA Tournament - Second Round
March 25, 2008
Comcast Center - College Park, Md.

Arizona State	FG	3FG	FT	REB	PF	TP	A TO	B	S	Min
Lacey f	6-12	0-1	1-2	4-1-5	0	13	0	0	0	1 27
Dosty c	3-8	0-0	3-3	1-6-7	5	9	0	1	1	1 25
Pariseau g	0-3	0-2	1-4	1-0-1	1	1	2	1	0	1 24
January g	4-6	1-3	8-8	2-2-4	4	17	3	4	0	0 30
Noe g	1-5	0-2	2-2	1-3-4	4	4	2	4	0	2 28
Simon	4-13	1-5	2-2	0-0-0	1	11	2	4	0	0 25
Engelbrecht	0-1	0-0	0-0	0-2-2	0	0	0	1	0	0 13
Murphy	0-2	0-0	0-0	2-4-6	2	0	1	0	0	0 12
Thompson	2-2	0-0	0-0	0-1-1	4	4	0	1	0	0 12
Tobin	0-0	0-0	0-0	0-0-0	0	0	0	0	0	0 4
TEAM				1-0-1						
Totals	20-52	2-13	17-21	12-19-31	21	59	10	16	1	5 200
Pct.	38.5	15.4	81.0	DB: 1						

FG's (1st half: 11-25, 44.0; 2nd half: 9-27, 33.3)
3FG's (1st half: 1-5, 20.0; 2nd half: 1-8, 12.5)
FT's (1st half: 1-4, 25.0; 2nd half: 16-17, 94.1)

DUKE	FG	3FG	FT	REB	PF	TP	A TO	B	S	Min
Cheek f	3-7	0-0	3-3	2-1-3	3	9	2	2	0	1 21
Black c	9-20	0-0	8-10	5-8-13	2	26	2	3	2	3 33
A. Wanner g	1-6	0-3	2-2	3-4-7	3	4	2	3	0	2 35
J. Thomas g	5-9	0-0	1-1	0-3-3	3	11	1	4	0	1 32
Smith g	3-8	0-1	3-4	1-3-4						

[6/8] Duke 83, Austin Peay 42

2009 NCAA Tournament - First Round
March 22, 2009
Breslin Center - East Lansing, Mich.

Austin Peay	FG	3FG	FT	REB	PF	TP	A	TO	B	S	Min
Hanley f	1-5	0-3	0-0	0-4-4	0	2	1	1	0	1	26
Faulkner f	1-7	1-4	0-0	1-0-1	0	3	1	4	1	1	25
Thomas c	1-8	0-2	4-4	1-2-3	1	6	0	3	0	0	27
Herring g	0-11	0-4	0-0	1-2-3	2	0	2	2	0	2	23
Jamen g	5-12	0-0	0-1	4-2-6	4	10	0	2	0	0	34
Rayner	0-4	0-1	1-3	5-1-6	3	1	0	0	0	0	13
Richardson	1-1	1-1	0-0	0-1-1	0	3	0	2	0	0	6
Warner	0-1	0-0	0-0	0-0-0	2	0	0	0	0	1	8
Bivens	0-0	0-0	0-0	0-0-0	1	0	0	1	0	0	4
Jones	1-1	0-0	0-1	0-0-0	0	2	0	0	0	0	5
Pollock	4-8	1-2	4-5	0-2-2	4	13	3	6	0	2	26
Talley	0-0	0-0	2-2	0-2-2	0	2	0	0	0	0	3
TEAM				5-6-11							1
Totals	14-58	3-17	11-16	17-22-39	17	42	7	22	1	7	200
Pct.	24.1	17.6	68.8	DB: 0							

FG's (1st half: 7-29, 24.1; 2nd half: 7-29, 24.1)
3FG's (1st half: 2-8, 25.0; 2nd half: 1-9, 11.1)
FT's (1st half: 3-7, 42.9; 2nd half: 8-9, 88.9)

DUKE	FG	3FG	FT	REB	PF	TP	A	TO	B	S	Min
Mitchell f	2-7	0-1	0-0	3-1-4	3	4	2	2	3	2	27
Gay f	4-7	0-0	0-1	0-2-2	3	8	0	0	0	1	15
Black c	5-10	0-0	4-4	1-7-8	1	14	1	1	2	1	21
J. Thomas g	3-9	1-4	0-0	0-1-1	1	7	2	1	0	1	19
Christmas g	3-4	1-2	0-0	2-3-5	2	7	1	3	0	1	18
Hopkins	2-2	0-0	2-2	0-1-1	0	6	2	1	0	2	12
Selby	2-4	1-2	0-1	0-1-1	1	5	2	0	1	2	20
Cheek	4-5	0-0	4-5	2-2-4	2	12	0	2	0	1	19
Scheer	3-7	2-4	0-0	0-1-1	2	8	1	3	1	0	12
K. Thomas	4-7	0-0	2-3	3-6-9	1	10	0	2	4	0	20
TEAM				3-6-9							
Totals	32-65	5-13	14-18	15-33-48	19	83	13	15	11	13	200
Pct.	49.2	38.5	77.8	DB: 0							

FG's (1st half: 15-32, 46.9; 2nd half: 17-33, 51.5)
3FG's (1st half: 2-7, 28.6; 2nd half: 3-6, 50.0)
FT's (1st half: 8-10, 80.0; 2nd half: 6-8, 75.0)

Officials: Sue Blanch, Joanne Aldrich, Ed Novak
Attendance: 3,983 • Technical Fouls: None

Score by Period	1st	2nd	Total
Austin Peay	19	23	42
Duke	40	43	83

[6/6] Duke 60, [21/-] LSU 52

2010 NCAA Tournament - Second Round
March 22, 2010
Cameron Indoor Stadium - Durham, N.C.

DUKE	FG	3FG	FT	REB	PF	TP	A	TO	B	S	Min
Christmas f	2-6	0-1	5-5	2-4-6	3	9	1	2	0	1	31
Cheek f	3-7	0-2	2-2	2-3-5	4	8	1	5	1	1	32
K. Thomas c	2-3	0-0	2-3	2-1-3	2	6	1	4	2	1	22
J. Thomas g	5-16	1-4	4-4	0-5-5	2	15	1	4	0	3	36
Jackson g	4-5	0-0	0-0	2-0-2	3	8	1	0	0	3	31
Selby	0-0	0-0	0-0	0-1-1	0	0	0	1	0	1	6
Mitchell	6-11	0-3	0-0	2-4-6	1	12	0	3	0	3	27
Vernerey	1-4	0-0	0-2	0-2-2	1	2	0	0	0	0	15
TEAM				1-1-2							
Totals	23-52	1-10	13-16	11-21-32	16	60	5	19	3	13	200
Pct.	44.2	10.0	81.3	DB: 1							

FG's (1st half: 11-26, 42.3; 2nd half: 12-26, 46.2)
3FG's (1st half: 1-6, 16.7; 2nd half: 0-4, 0.0)
FT's (1st half: 2-4, 50.0; 2nd half: 11-12, 91.7)

LSU	FG	3FG	FT	REB	PF	TP	A	TO	B	S	Min
Jones f	5-8	1-2	0-0	1-8-9	3	11	1	2	1	2	31
Barrett f	5-12	0-1	2-2	1-3-3	3	12	3	4	0	0	31
Graham g	2-6	0-0	2-2	1-2-4	2	6	1	5	1	4	40
Hughes g	2-5	0-2	0-0	0-2-2	1	4	6	6	0	2	40
Hightower g	6-16	1-2	6-6	1-2-3	4	19	2	4	0	0	40
Nelson	0-0	0-0	0-0	0-0-0	0	0	0	0	1	0	2
Turnbow	0-1	0-0	0-0	1-2-3	2	0	0	1	1	1	16
TEAM				2-1-3							
Totals	20-48	2-7	10-10	7-20-27	15	52	13	22	4	9	200
Pct.	41.7	28.6	100.0	DB: 0							

FG's (1st half: 11-21, 52.4; 2nd half: 9-27, 33.3)
3FG's (1st half: 1-3, 33.3; 2nd half: 1-4, 25.0)
FT's (1st half: 2-2, 100.0; 2nd half: 8-8, 100.0)

Officials: Beverly Roberts, Joe Cunningham, Angelica Suffren
Attendance: 4,044 • Technical Fouls: None

Score by Periods	1st	2nd	Total
Duke	25	35	60
LSU	25	27	52

Michigan State 63, [6/8] Duke 49

2009 NCAA Tournament - Second Round
March 24, 2009
Breslin Center - East Lansing, Mich.

Michigan State	FG	3FG	FT	REB	PF	TP	A	TO	B	S	Min
Jefferson f	2-8	0-1	0-0	2-4-6	2	4	2	7	2	0	30
Johnson f	1-5	0-2	5-6	1-11-12	2	7	2	1	1	2	28
DeHaan c	3-8	0-0	0-0	1-2-3	0	6	1	1	4	0	22
Washington g	3-10	1-4	0-0	3-1-4	2	7	2	1	1	2	31
Johnson g	6-15	3-10	2-4	0-3-3	1	17	4	1	0	2	38
Keane	2-4	1-2	2-2	1-1-2	2	7	1	2	1	1	23
Aitch	6-9	0-1	3-5	5-1-6	3	15	0	1	2	0	18
TEAM				0-7-7							
Totals	23-59	5-20	12-17	13-30-43	12	63	12	14	11	7	200
Pct.	39.0	25.0	70.6	DB: 1							

FG's (1st half: 10-31, 32.3; 2nd half: 13-28, 46.4)
3FG's (1st half: 4-13, 30.8; 2nd half: 1-7, 14.3)
FT's (1st half: 1-2, 50.0; 2nd half: 11-15, 73.3)

DUKE	FG	3FG	FT	REB	PF	TP	A	TO	B	S	Min
Mitchell f	0-4	0-0	0-0	2-3-5	2	0	0	3	1	0	15
Gay f	1-3	0-0	0-0	2-1-3	2	2	0	0	1	2	17
Black c	2-7	0-1	0-2	3-5-8	3	4	1	2	1	0	31
Waner g	3-11	2-9	0-0	0-1-1	1	8	3	0	0	1	22
J. Thomas g	4-11	1-5	5-6	0-2-2	2	14	4	4	0	1	33
Christmas	4-10	3-4	2-4	5-8-13	4	13	2	1	1	2	24
Cheek	4-14	0-1	0-0	7-3-10	3	8	0	3	1	2	26
Scheer	0-1	0-1	0-0	1-0-1	0	0	0	0	0	0	1
Jackson	0-6	0-0	0-0	1-2-3	1	0	0	1	0	1	24
K. Thomas	0-0	0-0	0-0	0-0-0	0	0	0	1	0	0	7
TEAM				1-2-3							1
Totals	18-67	6-21	7-12	22-27-49	18	49	10	16	5	9	200
Pct.	26.9	28.6	58.3	DB: 3							

FG's (1st half: 8-30, 26.7; 2nd half: 10-37, 27.0)
3FG's (1st half: 2-8, 25.0; 2nd half: 4-13, 30.8)
FT's (1st half: 2-4, 50.0; 2nd half: 5-8, 62.5)

Officials: Amy Bonner, Bob Trammel, Sue Blauch
Attendance: 5,179 • Technical Fouls: None

Score by Periods	1st	2nd	Total
Michigan State	25	38	63
Duke	20	29	49

[6/6] Duke 66, San Diego State 58

2010 NCAA Tournament - Regional Semifinal
March 27, 2010
FedEx Forum - Memphis, Tenn.

DUKE	FG	3FG	FT	REB	PF	TP	A	TO	B	S	Min
Mitchell f	3-11	0-3	1-2	5-3-8	3	7	2	5	0	7	30
Cheek f	6-15	0-2	2-2	3-3-6	1	14	1	5	0	2	35
K. Thomas c	2-4	0-0	4-9	1-4-5	1	8	1	4	2	1	28
J. Thomas g	10-19	1-3	8-8	2-3-5	0	29	6	4	0	5	33
Jackson g	2-4	1-1	1-1	3-3-6	1	6	2	0	1	6	37
Selby	0-0	0-0	0-0	0-0-0	0	0	0	0	0	0	9
Christmas	0-0	0-0	0-0	0-2-2	4	0	0	3	0	1	16
Scheer	0-0	0-0	0-0	0-0-0	0	0	0	0	0	0	1
Rogers	0-0	0-0	0-0	0-0-0	0	0	0	1	0	0	1
Vernerey	1-6	0-0	0-0	0-0-0	4	2	0	1	0	1	10
TEAM				5-5-10							
Totals	24-59	2-9	16-22	19-23-42	14	66	12	23	3	23	200
Pct.	40.7	22.2	72.7	DB: 3							

FG's (1st half: 15-31, 48.4; 2nd half: 9-28, 32.1)
3FG's (1st half: 2-7, 28.6; 2nd half: 0-2, 0.0)
FT's (1st half: 3-5, 60.0; 2nd half: 13-17, 76.5)

SD State	FG	3FG	FT	REB	PF	TP	A	
----------	----	-----	----	-----	----	----	---	--

[6/6] Duke 90, UT Martin 45

2011 NCAA Tournament - First Round
March 19, 2011
Cameron Indoor Stadium - Durham, N.C.

UT Martin	FG	3FG	FT	REB	PF	TP	A	TO	B	S	Min
Haislip f	1-4	1-3	0-0	1-4-5	1	3	1	1	0	0	34
Weatherly f	0-1	0-1	1-2	0-4-4	1	1	0	0	0	0	28
Hawn f	1-2	0-0	0-0	0-0-0	2	2	1	0	0	0	8
Butler g	6-21	1-11	2-2	0-1-1	2	15	2	6	0	0	40
Newsome g	2-7	0-0	5-7	0-2-2	3	9	3	9	0	1	38
Minter	0-0	0-0	0-0	0-0-0	0	0	0	0	0	0	1
Hall	3-4	2-2	2-2	1-2-3	1	10	1	2	0	0	26
Swaim	0-0	0-0	0-0	0-0-0	0	0	0	0	0	0	2
White	0-0	0-0	0-0	0-0-0	1	0	0	2	0	1	2
Bryant	0-0	0-0	0-2	0-0-0	0	0	0	0	0	0	2
Crawford	0-0	0-0	0-0	0-0-0	0	0	0	0	0	1	2
Glenn	2-3	0-0	0-0	2-4-6	3	4	0	0	0	0	13
Reedy	0-1	0-0	1-2	0-1-1	0	1	0	0	0	0	4
TEAM				2-4-6							2
Totals	15-43	4-17	11-17	8-22-30	15	45	8	24	0	3	200
Pct.	34.9	23.5	64.7	DB: 2							

FG's (1st half: 10-24, 41.7; 2nd half: 5-19, 26.3)
3FG's (1st half: 3-10, 30.0; 2nd half: 1-7, 23.5)
FT's (1st half: 8-10, 80.0; 2nd half: 3-7, 42.9)

DUKE	FG	3FG	FT	REB	PF	TP	A	TO	B	S	Min
Christmas f	3-5	0-1	2-3	4-3-7	2	8	2	2	0	0	18
Vernerey f	4-7	0-0	0-0	1-3-4	2	8	0	0	0	1	15
K. Thomas c	4-7	0-0	0-0	2-2-4	0	8	5	0	0	3	21
Selby g	2-5	1-3	0-0	1-0-1	0	5	4	0	0	0	11
J. Thomas g	7-13	3-6	1-2	0-1-1	2	18	5	1	0	2	28
Wells	2-5	0-1	0-0	0-2-2	2	4	3	2	1	2	17
Gray	5-8	1-3	0-0	0-1-1	1	11	2	0	0	3	20
Jackson	1-3	0-0	3-6	2-5-7	2	5	2	0	0	3	19
Scheer	1-4	0-3	2-2	1-3-4	2	4	2	0	0	0	14
Liston	3-4	2-3	0-0	0-1-1	1	8	0	3	0	2	12
Peters	5-8	0-0	1-1	2-2-4	1	11	0	0	0	0	25
TEAM				1-1-2							
Totals	37-69	7-20	9-14	14-24-38	15	90	25	8	1	16	200
Pct.	53.6	35.0	64.3	DB: 1							

FG's (1st half: 17-32, 53.1; 2nd half: 20-37, 54.1)
3FG's (1st half: 3-10, 30.0; 2nd half: 4-10, 40.0)
FT's (1st half: 4-6, 66.7; 2nd half: 5-8, 62.5)

Officials: Bryan Brunette, Karen Preato, Charlie Hurst
Attendance: 4,319 • Technical Fouls: None

Score by Periods	1st	2nd	Total
UT Martin	31	14	45
Duke	41	49	90

[1/1] Connecticut 75, [6/6] Duke 40

2011 NCAA Tournament - Regional Final
March 29, 2011
Liacouras Center - Philadelphia, Pa.

DUKE	FG	3FG	FT	REB	PF	TP	A	TO	B	S	Min
Christmas f	2-8	0-0	2-3	2-3-5	3	6	1	4	0	1	30
Peters f	0-3	0-0	0-0	1-1-2	3	0	0	2	0	2	23
K. Thomas c	0-4	0-0	0-0	3-2-5	1	0	1	4	0	0	20
J. Thomas g	7-22	3-7	0-0	1-5-6	1	17	4	2	0	3	36
Gray g	2-6	0-3	0-0	1-1-2	1	4	0	4	0	3	26
Selby	2-4	2-3	0-0	0-0-0	1	6	0	0	0	0	12
Wells	0-0	0-0	0-0	0-0-0	0	0	0	0	0	0	1
Jackson	1-2	0-0	0-0	0-0-0	0	2	1	1	0	0	9
Scheer	0-5	0-2	0-0	0-3-3	1	0	0	0	0	0	10
Liston	0-1	0-1	2-2	0-0-0	1	2	1	0	0	0	7
Vernerey	1-4	0-0	1-2	1-0-1	3	3	2	2	0	0	21
TEAM				2-1-3							
Totals	15-59	5-18	5-7	11-16-27	15	40	8	19	0	11	200
Pct.	25.4	27.8	71.4	DB: 1							

FG's (1st half: 8-34, 23.5; 2nd half: 7-25, 28.0)
3FG's (1st half: 2-8, 25.0; 2nd half: 3-10, 30.0)
FT's (1st half: 2-3, 66.7; 2nd half: 3-4, 75.0)

Connecticut	FG	3FG	FT	REB	PF	TP	A	TO	B	S	Min
Moore f	12-18	2-4	2-2	1-9-10	2	28	1	3	2	7	34
Dolson f	6-9	0-0	0-0	3-3-6	2	12	2	2	1	0	34
Hayes g	4-8	1-1	2-2	1-1-2	4	11	5	0	0	1	25
Hartley g	5-11	1-4	3-4	0-6-6	2	14	6	5	0	1	35
Faris g	3-4	0-0	0-0	2-6-8	1	6	6	5	1	2	37
Engelin	0-0	0-0	0-2	0-0-0	1	0	0	0	0	0	3
Johnson	0-0	0-0	0-0	0-0-0	0	0	0	0	0	0	1
Dixon	1-3	0-1	0-0	0-2-2	2	2	4	1	0	2	26
Buck	1-1	0-0	0-0	0-2-2	0	2	0	1	0	0	5
TEAM				0-4-4							
Totals	32-54	4-10	7-10	7-33-40	14	75	24	17	4	13	200
Pct.	59.3	40.0	70.0	DB: 2.1							

FG's (1st half: 14-29, 48.3; 2nd half: 18-25, 72.0)
3FG's (1st half: 2-7, 28.6; 2nd half: 2-3, 66.7)
FT's (1st half: 0-0, 0; 2nd half: 7-10, 70.0)

Officials: Cynthia Brooks, Bonita Spence, Carla Fountain
Attendance: 4,319 • Technical Fouls: None

Score by Periods	1st	2nd	Total
Duke	20	20	40
Connecticut	30	45	75

[6/8] Duke 71, [19/17] Marist 66

2011 NCAA Tournament - Second Round
March 21, 2011
Cameron Indoor Stadium - Durham, N.C.

Marist	FG	3FG	FT	REB	PF	TP	A	TO	B	S	Min
Gang f	1-4	0-2	0-0	0-4-4	2	2	1	3	1	0	33
Oliver c	6-12	1-5	1-2	0-3-3	2	14	2	3	0	0	30
Caron g	2-6	2-4	0-0	0-4-4	2	6	5	5	0	2	32
Yarde g	9-17	4-8	3-3	4-8-12	4	25	2	3	2	0	38
Allenspach g	1-3	0-1	0-0	1-0-1	1	2	3	1	0	1	13
Ockenden	2-4	2-4	0-0	0-0-0	0	6	2	1	0	0	15
O'Connor	1-2	0-1	0-0	0-0-0	1	2	1	0	0	1	7
Laterza	2-3	0-0	0-0	1-1-2	3	4	1	0	0	1	10
Best	2-3	1-2	0-0	0-1-1	4	5	3	2	0	1	22
TEAM				0-1-1							2
Totals	26-54	10-27	4-5	6-22-28	12	66	20	20	3	6	200
Pct.	48.1	37.0	80.0	DB: 0							

FG's (1st half: 12-27, 44.4; 2nd half: 14-27, 51.9)
3FG's (1st half: 5-16, 31.3; 2nd half: 5-11, 45.5)
FT's (1st half: 2-2, 100.0; 2nd half: 2-3, 66.7)

DUKE	FG	3FG	FT	REB	PF	TP	A	TO	B	S	Min
Christmas f	4-9	0-3	3-6	3-3-6	2	11	2	0	1	4	26
Vernerey f	4-0	0-0	0-3	3-2-5	1	0	1	2	0	0	19
K. Thomas c	4-7	0-0	2-2	6-2-8	0	10	2	1	0	0	23
Selby g	2-5	0-2	0-1	2-0-2	1	4	1	2	0	2	19
J. Thomas g	7-22	3-6	0-1	1-3-4	0	17	4	2	0	3	38
Wells	0-0	0-0	0-0	0-0-0	1	0	1	0	0	0	7
Gray	4-7	2-3	3-4	0-4-4	1	13	3	1	0	3	20
Jackson	1-1	0-0	0-0	1-0-1	0	2	0	1	0	0	5
Scheer	1-2	0-1	0-0	2-2-4	1	2	0	1	0	0	9
Liston	0-1	0-1	0-2	1-2-3	0	0	0	1	0	0	6
Peters	4-5	0-1	4-4	1-4-5	3	12	0	4	0	0	28
TEAM				1-1-1							
Totals	27-63	5-17	12-23	21-22-43	10	71	14	16	1	12	200
Pct.	42.9	29.4	52.2	DB: 4.1							

FG's (1st half: 11-34, 32.4; 2nd half: 16-20, 55.2)
3FG's (1st half: 2-12, 16.7; 2nd half: 3-5, 60.0)
FT's (1st half: 2-8, 25.0; 2nd half: 10-15, 66.7)

Officials: Eric Brewton, Bryan Brunette, Norma Jones
Attendance: 3,644 • Technical Fouls: None

Score by Periods	1st	2nd	Total
Marist	31	35	66
Duke	26	45	71

[6/6] Duke 82, Samford 47

2012 NCAA Tournament - First Round
March 18, 2012
Memorial Gym - Nashville, Tenn.

Samford	FG	3FG	FT	REB	PF	TP	A	TO	B	S	Min
Reece	3-7	2-5	2-2	0-4-4	4	10	0	3	0	1	24
Dawson	1-5	1-3	0-0	2-0-2	1	3	0	1	1	1	27
Powers	1-7	0-0	0-0	0-4-4	4	2	2	1	1	1	30
Anderson	3-11	0-4	0-1	1-3-4	2	6	1	4	0	0	26
Ketcham	3-8	2-4	0-0	1-3-4	4	8	1	2	0		

[6/6] Duke 74, [14/21] St. John's 47

2012 NCAA Tournament - Regional Semifinal
March 24, 2012
Save Mart Center - Fresno, California

DUKE	FG	3FG	FT	REB	PF	TP	A	TO	B	S	Min
Peters f	4-8	1-2	0-0	1-2	3	9	1	1	1	1	25
Williams c	4-8	0-0	2-2	0-5	2	10	3	4	1	0	28
Selby g	8-13	2-6	0-0	2-3	1	18	7	2	0	4	37
Gray g	4-8	0-0	5-5	1-3	1	13	4	4	0	8	33
Liston g	6-9	1-2	2-2	1-3	2	15	1	1	0	2	32
Johnson	1-2	0-1	3-3	0-3	1	5	0	0	1	0	16
Scheer	0-2	0-2	0-0	0-2	1	0	1	3	0	0	11
Frush	0-0	0-0	0-0	0-0	0	0	0	0	0	0	2
Vernerey	2-4	0-0	0-4	1-2	0	4	0	0	2	0	16
TEAM				21-3							
Totals	29-54	4-13	12-16	8-27-35	11	74	17	15	5	15	200
Pct.	53.7	30.8	75.0	DB: 2							

FG's (1st half: 13-24, 54.2%; 2nd half: 16-30, 53.3%)
3FG's (1st half: 2-6, 33.3%; 2nd half: 2-7, 28.6%)
FT's (1st half: 8-10, 80.0%; 2nd half: 4-6, 66.7%)

St. John's	FG	3FG	FT	REB	PF	TP	A	TO	B	S	Min
Thompson f	0-2	0-0	0-0	1-1	2	0	0	0	0	0	15
Stevens f	8-14	0-0	3-5	0-2	3	19	5	2	0	0	32
McKenith g	2-7	1-3	0-0	4-7	1	3	5	8	0	1	36
McPherson g	1-8	1-5	0-0	0-4	1	3	0	4	0	2	37
Smith g	3-16	0-2	0-0	3-3	0	6	1	2	0	0	27
Brown	0-3	0-1	0-0	1-0	1	0	0	1	1	0	6
Langley	2-3	0-0	2-2	0-1	0	6	1	2	0	2	20
Nwachukwu	2-2	0-0	0-0	1-1	1	4	0	0	0	1	22
Harris	2-3	0-1	0-0	1-1	0	4	0	0	0	1	5
TEAM				12-3							
Totals	20-58	2-12	5-7	12-19-31	12	47	15	19	1	7	200
Pct.	35.4	16.7	71.4	DB: 1							

FG's (1st half: 11-27, 40.7%; 2nd half: 9-31, 29.0%)
3FG's (1st half: 1-4, 25.0%; 2nd half: 1-8, 12.5%)
FT's (1st half: 2-3, 66.7%; 2nd half: 3-4, 75.0%)

Officials: Felicia Grinter, Sue Blauch, Kyle Bacon
Attendance: 3,754 • Technical Fouls: None

Score by Periods	1st	2nd	Total
St. John's	25	22	47
Duke	36	38	74

[2/2] Stanford 81, [6/6] Duke 69

2012 NCAA Tournament - Regional Final
March 26, 2012
Save Mart Center - Fresno, California

DUKE	FG	3FG	FT	REB	PF	TP	A	TO	B	S	Min
Peters f	2-7	0-0	0-0	5-4	5	4	2	4	0	0	34
Williams c	5-14	0-0	2-2	2-1	4	12	2	1	1	1	35
Selby g	5-12	0-4	1-1	2-3	3	11	1	1	0	2	33
Gray g	7-15	0-3	7-8	0-3	1	23	1	3	0	0	36
Liston g	4-8	3-5	4-4	1-4	2	15	1	0	0	2	37
Johnson	0-0	0-0	0-0	0-2	0	0	0	0	0	0	3
Scheer	1-4	0-2	0-0	0-0	1	2	0	0	0	0	9
Vernerey	1-3	0-0	0-0	2-1	2	2	0	2	0	0	13
TEAM				1-3							
Totals	25-63	3-14	16-16	13-22-35	18	69	10	11	1	5	200
Pct.	39.7	21.4	100.0	DB: 1							

FG's (1st half: 11-27, 40.7%; 2nd half: 14-36, 38.9%)
3FG's (1st half: 1-4, 25.0%; 2nd half: 2-10, 20.0%)
FT's (1st half: 2-2, 100.0%; 2nd half: 14-14, 100.0%)

Stanford	FG	3FG	FT	REB	PF	TP	A	TO	B	S	Min
C.Ogwumike f	6-11	0-0	0-3	5-12	3	12	1	2	0	1	32
N.Ogwumike f	11-15	0-0	7-8	4-9	3	29	3	1	0	1	38
Tinkle f	4-10	3-7	2-2	2-2	2	13	3	2	0	2	34
Kokenis g	2-8	1-3	1-2	0-3	2	6	8	1	0	2	33
Orange g	5-7	1-1	2-3	1-1	1	13	4	2	1	2	29
Mashore	0-0	0-0	2-2	0-0	0	2	0	0	0	0	0
Greenfield	1-3	1-3	0-0	0-0	0	3	1	0	0	1	10
La Rocque	1-4	1-3	0-0	0-0	2	3	1	0	1	0	14
James	0-0	0-0	0-0	0-0	0	0	0	2	0	0	1
Payne	0-0	0-0	0-0	0-1	0	0	0	1	0	0	1
Samuelson	0-1	0-1	0-0	0-0	0	0	0	0	0	0	5
Boothe	0-1	0-0	0-0	0-0	0	0	0	0	0	0	3
TEAM											
Totals	30-60	7-18	14-20	12-24-36	13	81	21	11	2	9	200
Pct.	50.0	38.9	70.0	DB: 2							

FG's (1st half: 15-29, 51.7%; 2nd half: 15-31, 48.4%)
3FG's (1st half: 5-11, 45.5%; 2nd half: 2-7, 28.6%)
FT's (1st half: 5-6, 83.3%; 2nd half: 9-14, 64.3%)

Officials: Cynthia Brookes, Charles (Chu) Gonzalez, Bryan Brunette
Attendance: 5,179 • Technical Fouls: None

Score by Periods	1st	2nd	Total
Stanford	40	41	81
Duke	25	44	69

[6/6] Duke 67, Hampton 51

NCAA Tournament - First Round
March 24, 2013
Durham, N.C. - Cameron Indoor Stadium

Hampton	FG	3FG	FT	REB	PF	TP	A	TO	B	S	Min
Phelps f	4-5	0-0	0-0	4-6	2	8	0	1	0	0	36
Avant f	7-11	1-2	3-3	3-4	3	18	1	4	0	1	38
Bennett f	2-11	0-1	2-4	3-3	1	6	0	5	1	1	40
Hamilton g	1-15	0-3	0-0	4-0	4	2	5	7	0	2	36
Allen g	5-18	3-11	2-2	1-3	4	15	1	0	1	2	40
Cole	0-2	0-1	0-0	0-0	0	0	1	0	0	0	3
Guilford	0-0	0-0	0-0	0-0	0	0	0	0	0	0	3
Ward	0-0	0-0	0-0	0-0	0	0	0	0	0	0	2
Warner	1-1	0-0	0-0	0-0	1	2	0	0	0	0	2
TEAM				4-1							
Totals	20-63	4-18	7-11	19-17-36	8	51	8	17	2	6	200
Pct.	31.7	22.2	63.6	DR: 2							

FG's (1st half: 7-33, 21.2%; 2nd half: 13-30, 43.3%)
3FG's (1st half: 1-9, 11.1%; 2nd half: 3-9, 33.3%)
FT's (1st half: 0-2, 0.0%; 2nd half: 7-9, 77.8%)

Duke	FG	3FG	FT	REB	PF	TP	A	TO	B	S	Min
Peters f	6-10	0-0	0-0	1-9	0	12	2	3	0	0	35
Williams c	8-15	0-0	2-2	4-2	4	18	2	0	3	0	28
Jones g	4-10	1-2	2-2	3-5	1	11	10	6	1	3	37
Jackson g	2-5	0-1	0-0	1-2	1	4	0	2	0	1	24
Liston g	7-19	4-10	2-2	1-5	2	20	2	2	0	2	34
Wells	0-1	0-1	0-0	0-0	1	0	3	1	0	3	17
Moore	0-0	0-0	0-2	0-0	0	0	0	0	0	0	1
Johnson	0-1	0-0	0-0	3-0	0	0	0	3	0	1	7
Frush	0-0	0-0	0-0	0-0	0	0	0	0	0	0	0
Vernerey	1-1	0-0	0-0	4-1	1	2	2	1	0	0	17
TEAM				1-2							
Totals	28-62	5-14	6-8	13-26-44	10	67	21	18	4	10	200
Pct.	45.2	35.7	75.0	DR: 1							

FG's (1st half: 13-32, 40.6%; 2nd half: 15-30, 50.0%)
3FG's (1st half: 2-6, 33.3%; 2nd half: 3-8, 35.7%)
FT's (1st half: 4-4, 100.0%; 2nd half: 2-4, 50.0%)

Officials: Wesley Dean, Maj Forsberg, Timothy Bryant
Attendance: 3804 • Technical Fouls: None

Score by Periods	1st	2nd	Total
Hampton	15	36	51
Duke	32	35	67

[5/5] Duke 68, Oklahoma State 59

NCAA Tournament - Second Round
March 26, 2013
Durham, N.C. - Cameron Indoor Stadium

Ok. State	FG	3FG	FT	REB	PF	TP	A	TO	B	S	Min
Donohoe f	4-10	3-8	3-3	1-6	0	14	2	6	0	3	39
Young f	6-14	0-1	0-0	1-7	2	12	0	2	1	3	39
Suttles c	4-9	1-5	0-0	3-4	2	9	2	4	0	1	38
Bias g	3-11	1-6	4-4	1-4	5	11	6	5	0	2	40
Martin g	5-9	1-3	2-2	2-3	4	13	4	4	0	3	32
Anderson	0-1	0-0	0-0	1-1	1	0	2	0	0	0	10
Jones	0-1	0-0	0-0	0-0	0	0	0	0	0	0	2
TEAM				0-1							
Totals	22-55	6-23	9-9	9-26-35	14	59	16	21	1	12	200
Pct.	40.0	26.1	100.0	DR: 0							

FG's (1st half: 14-30, 46.7%; 2nd half: 8-25, 32.0%)
3FG's (1st half: 4-10, 40.0%; 2nd half: 2-13, 15.4%)
FT's (1st half: 2-2, 100.0%; 2nd half: 7-7, 100.0%)

Duke	FG	3FG	FT	REB	PF
------	----	-----	----	-----	----

[23/21] DePaul 74, [9/10] Duke 65

NCAA Tournament - Second Round
March 24, 2014
Durham, N.C. (Cameron Indoor Stadium)

DePaul	FG	3FG	FT	REB	PF	TP	A TO	B	S	Min
Podkowa f	7-9	4-4	0-0	3-2-5	2	18	1 2	3	1	32
Penny f	4-6	0-0	3-4	4-2-6	2	11	1 1	1	2	32
Hrynko g	5-12	4-7	0-1	0-0-0	3	14	6 3	0	0	34
Jenkins g	1-6	0-3	2-2	2-5-7	2	4	7 4	0	2	31
Rogowski g	6-15	6-12	4-4	0-4-4	3	22	2 1	1	3	32
January	0-8	0-6	3-6	1-6-7	2	3	2 1	0	3	18
Reynolds	0-1	0-1	0-0	0-0-0	0	0	0 0	0	0	5
Mcgee	1-3	0-0	0-0	2-1-3	0	2	0 2	0	1	15
Harvey-Carr	0-0	0-0	0-0	0-0-0	1	0	0 0	0	0	1
TEAM				0-0-0						
Totals	24-60	14-33	12-17	12-20-32	15	74	19 15	5	12	200
Pct.	40.0	42.4	70.6	DB:3						

FG's (1st half: 10-33, 30.3%; 2nd half: 14-27, 51.9%)
3FG's (1st half: 5-17, 29.4%; 2nd half: 9-16, 56.3%)
FT's (1st half: 2-4, 50.0%; 2nd half: 10-13, 76.9%)

Duke	FG	3FG	FT	REB	PF	TP	A TO	B	S	Min
Peters f	5-9	1-2	0-1	1-5-6	1	11	2 0	0	1	37
Williams c	5-14	0-0	2-4	5-5-10	3	12	2 3	7	2	37
Johnson g	4-8	1-1	2-4	2-3-5	3	11	2 6	0	2	32
Jackson g	3-6	0-0	1-4	1-4-5	1	7	1 4	0	3	27
Liston g	5-13	0-3	1-2	2-5-7	2	11	2 6	0	1	39
Chidom	4-5	0-0	2-2	1-1-2	2	10	1 1	1	0	17
Henson	0-0	0-0	0-0	0-0-0	1	0	0 1	0	0	1
McCravery-Cooper	1-3	0-0	1-2	2-2-4	2	3	1 0	0	0	10
TEAM				3-1-4						
Totals	27-58	2-6	9-19	17-26-43	15	65	11 21	8	9	200
Pct.	46.6	33.3	47.4	DB:4						

FG's (1st half: 10-23, 43.5%; 2nd half: 17-35, 48.6%)
3FG's (1st half: 2-3, 66.7%; 2nd half: 0-3, 0.0%)
FT's (1st half: 2-5, 40.0%; 2nd half: 7-14, 50.0%)

Officials: Denise Kantner, Joe Cunningham, Frank Steratore
Attendance: 2787 • Technical Fouls: None

Score by Periods	1st	2nd	Total
DePaul	27	47	74
Duke	24	41	65

[9/10] Duke 87, Winthrop 45

NCAA Tournament - First Round
March 22, 2014
Durham, N.C. (Cameron Indoor Stadium)

Winthrop	FG	3FG	FT	REB	PF	TP	A TO	B	S	Min
Williams f	0-8	0-1	0-0	1-2-3	0	0	1 3	0	0	31
Nunn c	2-3	0-0	1-1	2-3-5	2	5	0 2	0	0	20
Calvert g	0-1	0-0	0-0	1-1-2	3	0	2 1	1	1	31
Mcclanahan g	7-20	3-5	5-6	1-5-6	4	22	6 6	0	2	38
Wright g	4-13	4-10	0-0	0-0-0	3	12	0 0	0	0	36
Wells	0-1	0-1	0-0	0-0-0	1	0	0 0	0	0	3
Charles	0-1	0-1	0-0	1-2-3	1	0	1 1	0	0	13
Boyd	0-0	0-0	0-0	0-1-1	0	0	0 0	0	0	2
Rogers	0-0	0-0	0-0	0-0-0	0	0	0 0	0	0	2
Burford	0-1	0-0	0-0	0-0-0	0	0	0 0	0	0	2
Decheva	1-3	1-3	0-0	0-1-1	0	3	1 2	0	1	12
Vernon	1-4	1-3	0-0	1-0-1	2	3	0 0	0	2	10
TEAM				0-1-1						
Totals	15-55	9-23	6-7	7-16-23	16	45	11 17	1	6	200
Pct.	27.3	39.1	85.7	DB:1						

FG's (1st half: 6-29, 20.7%; 2nd half: 9-26, 34.6%)
3FG's (1st half: 3-11, 27.3%; 2nd half: 6-12, 50.0%)
FT's (1st half: 2-2, 100.0%; 2nd half: 4-5, 80.0%)

Duke	FG	3FG	FT	REB	PF	TP	A TO	B	S	Min
Peters f	5-12	0-1	1-2	4-2-6	1	11	6 3	1	5	30
Williams c	4-8	0-0	2-2	4-4-8	0	10	4 0	3	2	31
Johnson g	2-4	1-3	1-3	1-4-5	2	6	3 2	1	1	31
Jackson g	2-7	0-1	0-0	0-1-1	1	4	3 3	1	2	29
Liston g	6-11	4-6	4-4	0-6-6	1	20	2 0	0	1	32
Chidom	6-8	0-0	5-6	0-4-4	4	17	0 1	0	1	14
Henson	2-6	1-4	0-0	2-1-3	1	5	0 2	0	1	11
Frush	0-0	0-0	0-0	0-0-0	0	0	1 0	0	0	3
McCravery-Cooper	7-7	0-0	0-0	3-7-10	1	14	2 2	1	0	14
TEAM				2-4-6						
Totals	34-63	6-15	13-17	16-33-49	11	87	21 13	7	13	200
Pct.	54.0	40.0	76.5	DB:1						

FG's (1st half: 17-31, 54.8%; 2nd half: 17-32, 53.1%)
3FG's (1st half: 2-7, 28.6%; 2nd half: 4-8, 50.0%)
FT's (1st half: 5-6, 83.3%; 2nd half: 8-11, 72.7%)

Officials: Joe Cunningham, Frank Steratore, Jennifer Rezac
Attendance: n/a • Technical Fouls: None

Score by Periods	1st	2nd	Total
Winthrop	17	28	45
Duke	41	46	87

[4/3] Maryland 65, [16/16] Duke 55

NCAA Tournament - Regional Semifinal
Game 32 - March 28, 2015
Spokane, Wash. (Spokane Arena)

Maryland	FG	3FG	FT	REB	PF	TP	A TO	B	S	Min
Howard	1-3	0-0	1-2	2-1-3	3	3	1 1	0	0	18
Jones	4-6	0-0	2-2	3-7-10	0	10	2 0	0	1	33
Mincy	4-8	4-6	3-3	0-4-4	2	15	7 1	0	0	40
Brown	0-7	0-5	1-2	0-4-4	0	1	3 2	0	0	24
W-Kimbrough	10-15	2-2	2-2	1-2-3	2	24	1 1	1	1	36
Leslie	1-5	0-1	0-0	2-1-3	0	2	1 1	1	1	15
Moseley	2-6	2-5	2-2	0-2-2	1	8	2 3	0	0	16
Conroy	0-0	0-0	0-0	0-0-0	1	0	0 2	0	0	7
Pfirman	1-2	0-0	0-0	1-0-1	1	2	0 2	0	0	10
Harrison	0-0	0-0	0-0	0-0-0	0	0	0 0	0	0	1
TEAM				2-1-3						
Totals	23-52	8-19	11-13	11-22-33	10	65	17 13	2	4	200
Pct.	44.2	42.1	84.6	DB:1						

FG's (1st half: 10-25, 40.0%; 2nd half: 13-27, 48.1%)
3FG's (1st half: 4-10, 40.0%; 2nd half: 4-9, 44.4%)
FT's (1st half: 7-7, 100.0%; 2nd half: 4-6, 66.7%)

Duke	FG	3FG	FT	REB	PF	TP	A TO	B	S	Min
Stevens f	5-15	0-2	1-1	2-1-3	1	11	1 2	1	1	34
Henson f	1-4	0-0	0-0	1-1-2	3	2	1 2	0	0	32
Williams c	8-13	0-0	2-2	3-6-9	2	18	2 3	0	1	39
Johnson g	4-8	2-3	5-5	0-2-2	3	15	2 2	0	3	36
Greenwell g	2-7	1-4	0-0	0-4-4	1	5	1 2	0	3	37
Riggs	0-0	0-0	0-0	0-0-0	2	0	0 0	0	0	6
Cooper	1-3	0-0	2-2	0-3-3	3	4	1 2	0	0	16
TEAM				0-1-1						
Totals	21-50	3-9	10-10	6-18-24	15	55	8 14	1	8	200
Pct.	42.0	33.3	100.0	DB:2						

FG's (1st half: 9-25, 36.0%; 2nd half: 12-25, 48.0%)
3FG's (1st half: 1-6, 16.7%; 2nd half: 2-3, 66.7%)
FT's (1st half: 4-4, 100.0%; 2nd half: 6-6, 100.0%)

Officials: Mark Zantz, Angie Lewis, Metta Roberts
Attendance: 8886 • Technical Fouls: Maryland-None, Duke-None

Score by Periods	1st	2nd	Total
Maryland	31	34	65
Duke	23	32	55

[16/16] Duke 64, [12/14] Mississippi St. 56

NCAA Tournament - Second Round
Game 31 - March 22, 2015
Durham, N.C. (Cameron Indoor Stadium)

Miss. State	FG	3FG	FT	REB	PF	TP	A TO	B	S	Min
Riachardson f	1-7	0-1	1-3	3-0-3	3	3	2 4	1	0	33
Vivians f	5-17	3-11	2-2	2-4-6	5	15	0 2	0	0	22
Alwal c	2-9	0-0	0-0	1-3-4	4	4	0 0	4	1	32
Dillingham g	2-4	2-4	0-0	4-6-10	3	6	2 1	3	3	37
James g	1-5	1-4	0-0	0-1-1	4	3	1 1	0	0	17
Schaefer	1-1	0-0	0-0	0-0-0	0	2	0 0	0	0	0
William	2-6	1-4	6-6	0-0-0	1	11	4 2	0	0	23
Chapel	0-0	0-0	0-0	0-0-0	1	0	1 0	1	0	6
Grant	4-9	3-7	1-2	1-2-3	1	12	1 0	0	1	18
Nevitt	0-0	0-0	0-0	0-0-0	0	0	0 0	0	0	0
Salter	0-0	0-0	0-0	0-0-0	1	0	0 0	0	0	1
Okorie	0-1	0-0	0-0	0-1-1	0	0	0 0	0	0	8
Carter	0-0	0-0	0-0	0-0-0	0	0	0 0	0	0	3
TEAM				1-2-3						
Totals	18-59	10-31	10-13	12-19-31	24	56	11 11	9	5	200
Pct.	30.5	32.3	76.9	DB:2						

FG's (1st half: 10-33, 30.3%; 2nd half: 8-26, 30.8%)
3FG's (1st half: 7-17, 41.2%; 2nd half: 3-14, 21.4%)
FT's (1st half: 1-2, 50.0%; 2nd half: 9-11, 81.8%)

[#9] Duke 65, Oregon 74

NCAA Tournament - Second Round
March 20, 2017
at Cameron Indoor Stadium (Durham, N.C.)

Duke	FG	3FG	FT	REB	PF	TP	A	T	O	B	S	Min
Odom f	2-7	0-0	2-4	2-2-4	3	4	0	1	2	0	27	
Cooper f	4-5	0-0	1-2	2-7-9	3	9	2	1	3	4	30	
Mathias c	1-6	0-1	0-0	2-0-2	0	2	0	1	0	0	17	
Brown g	8-18	2-7	7-7	0-5-5	2	25	6	1	0	2	39	
Greenwell g	3-11	0-6	0-0	5-4-9	4	6	3	5	0	2	39	
Primm	3-5	0-0	2-2	1-2-3	3	8	2	2	0	0	20	
Suggs	0-1	0-1	0-0	0-0-0	0	0	0	0	0	0	6	
Chidom	5-14	0-0	1-2	2-2-4	3	11	2	1	2	1	22	
TEAM				3-2-5						1		
Totals	26-67	2-15	11-14	17-24-41	18	65	15	13	7	9	200	
Pct.	38.8	13.3	78.6	DB: 4								

FG's (1Q: 6-20, 30.0%; 2Q: 4-13, 30.8%; 3Q: 7-13, 53.8%; 4Q: 9-21, 42.9%)
3FG's (1Q: 0-4, 0.0%; 2Q: 0-4, 0.0%; 3Q: 1-3, 33.3%; 4Q: 1-4, 25.0%)
FT's (1Q: 2-2, 100.0%; 2Q: 4-4, 100.0%; 3Q: 1-2, 50.0%; 4Q: 4-6, 66.7%)

Oregon	FG	3FG	FT	REB	PF	TP	A	T	O	B	S	Min
Hebard f	9-14	0-0	2-4	3-12-15	1	20	0	2	1	2	36	
McGwire f	2-4	0-0	0-0	0-2-2	3	4	2	1	2	0	21	
Cazorla g	5-12	4-8	3-5	1-1-2	3	17	6	4	0	0	34	
Bando g	5-14	4-12	0-0	1-1-2	1	14	5	1	0	0	36	
Ionescu g	3-8	1-4	6-8	3-5-8	0	13	6	1	1	2	40-	
Hall	1-3	0-2	0-0	1-0-1	2	2	0	0	0	1	8	
Vandenberg	0-1	0-0	0-0	0-0-0	1	0	1	2	0	1	16	
Gildon	1-2	0-0	2-2	0-1-1	0	4	0	0	0	0	9	
TEAM				1-1-2						1		
Totals	26-58	9-26	13-19	10-23-33	11	74	20	12	4	6	200	
Pct.	44.8	34.6	68.4	DB: 4								

FG's (1Q: 8-15, 53.3%; 2Q: 4-13, 30.8%; 3Q: 10-17, 58.8%; 4Q: 4-13, 30.8%)
3FG's (1Q: 3-7, 42.9%; 2Q: 1-7, 14.3%; 3Q: 2-6, 33.3%; 4Q: 3-6, 50.0%)
FT's (1Q: 0-0, 0.0%; 2Q: 3-4, 75.0%; 3Q: 0-1, 0.0%; 4Q: 10-14, 71.4%)

Officials: Kyle Bacon, Carla Fountain, Bruce Morris
Attendance: 1,620 • Technical Fouls: None

Score by Periods	1st	2nd	3rd	4th	Total
Duke	14	12	16	23	65
Oregon	19	12	22	21	74

[20/18] Duke 72, [23/25] Belmont 58

NCAA Tournament First Round
March 17, 2018
at Stegeman Coliseum (Athens, Ga.)

Duke	FG	3FG	FT	REB	PF	TP	A	T	O	B	S	Min
Odom f	11-18	0-0	3-5	3-3-6	3	25	4	0	1	2	37	
Mathias c	3-8	0-0	4-4	1-4-5	3	10	2	3	2	1	34	
Brown g	3-10	0-4	7-9	0-5-5	1	13	5	1	0	2	39	
Suggs g	1-4	0-2	4-6	5-3-8	1	6	1	1	0	1	29	
Greenwell g	5-12	4-7	4-4	1-3-4	3	18	0	2	0	3	30	
Roma	0-0	0-0	0-0	0-0-0	0	0	0	0	0	0	1	
Faz Davalos	0-1	0-0	0-0	0-1-1	0	0	0	0	0	0	6	
Williams	0-0	0-0	0-0	0-0-0	2	0	0	0	0	0	7	
Adams	0-2	0-1	0-0	0-0-0	2	0	1	1	1	0	17	
TEAM				4-3-7								
Totals	23-55	4-14	22-28	14-22-36	15	72	13	8	4	9	200	
Pct.	41.8	28.6	78.6	DB: 3								

FG's (1Q: 6-20, 30.0%; 2Q: 6-12, 50.0%; 3Q: 7-13, 53.8%; 4Q: 4-10, 40.0%)
3FG's (1Q: 2-6, 33.3%; 2Q: 0-3, 0.0%; 3Q: 2-2, 100.0%; 4Q: 0-3, 0.0%)
FT's (1Q: 2-4, 50.0%; 2Q: 4-5, 80.0%; 3Q: 5-5, 100.0%; 4Q: 11-14, 78.6%)

Belmont	FG	3FG	FT	REB	PF	TP	A	T	O	B	S	Min
Mccabe c	6-12	1-2	1-4	1-1-2	3	14	1	1	4	1	30	
Jones g	0-1	0-0	0-0	3-1-4	3	0	1	4	0	0	12	
Smith g	7-12	3-5	3-4	1-6-7	3	20	5	6	0	1	39	
Roy g	0-4	0-0	1-2	5-3-8	5	1	4	3	0	0	34	
Maggard g	4-12	4-11	0-0	0-3-3	2	12	1	0	0	0	40-	
Harmeyer	3-6	2-4	0-0	1-6-7	2	8	0	1	0	0	19	
Muensterman	1-7	1-6	0-0	0-1-1	4	3	1	0	0	0	25	
Wright	0-0	0-0	0-0	0-0-0	0	0	0	0	0	0	1	
TEAM				2-0-2						2		
Totals	21-54	11-28	5-10	13-21-34	22	58	13	17	4	2	200	
Pct.	38.9	39.3	50.0	DB: 3								

FG's (1Q: 5-9, 55.6%; 2Q: 6-14, 42.9%; 3Q: 2-9, 22.2%; 4Q: 8-22, 36.4%)
3FG's (1Q: 3-4, 75.0%; 2Q: 5-10, 50.0%; 3Q: 1-4, 25.0%; 4Q: 2-10, 20.0%)
FT's (1Q: 1-2, 50.0%; 2Q: 0-0, 0.0%; 3Q: 4-8, 50.0%; 4Q: 0-0, 0.0%)

Officials: Susan Blauch, Melissa Brooks, In'fini Robinson
Attendance: • Technical Fouls: None

Score by Periods	1st	2nd	3rd	4th	Total
Belmont	14	17	9	18	58
Duke	16	16	21	19	72

[20/18] Duke 66, [18/17] Georgia 40

NCAA Tournament Second Round
March 19, 2018
at Stegeman Coliseum (Athens, Ga.)

Duke	FG	3FG	FT	REB	PF	TP	A	T	O	B	S	Min
Odom f	7-12	0-0	2-2	0-7-7	2	16	1	3	1	0	35	
Suggs f	2-5	1-2	1-3	0-4-4	1	6	0	1	0	2	26	
Mathias c	5-8	0-0	4-4	3-5-8	2	14	1	1	1	1	31	
Brown g	5-11	1-4	3-4	0-3-3	3	14	6	5	1	7	37	
Greenwell g	4-7	1-3	2-2	1-8-9	1	11	1	3	0	1	31	
Roma	0-1	0-0	0-0	1-0-1	0	0	0	0	0	0	2	
Faz Davalos	1-1	0-0	0-0	1-3-4	0	2	0	3	0	0	7	
Williams	0-1	0-0	0-0	0-1-1	1	0	0	2	0	0	9	
Schubert	0-0	0-0	0-0	0-0-0	0	0	0	0	0	0	1	
Adams	1-3	1-2	0-0	0-0-0	1	3	1	3	0	0	18	
Treece	0-1	0-0	0-0	0-1-1	0	0	0	0	0	0	3	
TEAM				4-1-5								
Totals	25-50	4-11	12-15	10-33-43	11	66	10	21	3	11	200	
Pct.	50.0	36.4	80.0	DB: 0								

FG's (1Q: 6-12, 50.0%; 2Q: 7-11, 63.6%; 3Q: 7-13, 53.8%; 4Q: 5-14, 35.7%)
3FG's (1Q: 1-3, 33.3%; 2Q: 2-2, 100.0%; 3Q: 0-2, 0.0%; 4Q: 1-4, 25.0%)
FT's (1Q: 2-2, 100.0%; 2Q: 4-4, 100.0%; 3Q: 4-7, 57.1%; 4Q: 2-2, 100.0%)

Georgia	FG	3FG	FT	REB	PF	TP	A	T	O	B	S	Min
Robinson f	5-10	0-0	1-2	4-8-12	1	11	3	2	3	3	34	
Engram f	2-13	0-3	1-4	6-0-6	4	5	0	2	1	1	22	
Cole g	1-7	0-2	0-0	0-0-0	3	2	0	4	0	0	20	
Clark g	1-5	0-0	0-0	1-2-3	3	2	1	0	3	29		
Morrison g	2-9	0-1	1-2	1-3-4	1	5	2	2	1	28		
Connally	2-9	0-6	1-2	0-0-0	1	5	0	2	0	23		
Paul	0-1	0-0	0-0	0-0-0	0	0	0	1	0	0	7	
Caldwell	1-6	0-2	0-0	2-0-2	0	2	0	1	0	0	11	
Costa	1-4	1-3	0-0	0-1-1	0	3	1	1	0	0	10	
Bates	1-4	0-0	3-4	3-3-6	1	5	0	0	1	0	15	
Blanmaru	0-0	0-0	0-0	0-0-0	1	0	0	0	0	0	1	
TEAM				4-1-5								
Totals	16-68	1-17	7-14	21-18-39	15	40	8	16	7	10	200	
Pct.	23.5	5.9	50.0	DB: 5								

FG's (1Q: 5-14, 35.7%; 2Q: 1-19, 5.3%; 3Q: 5-18, 27.8%; 4Q: 5-17, 29.4%)
3FG's (1Q: 0-3, 0.0%; 2Q: 0-5, 0.0%; 3Q: 0-4, 0.0%; 4Q: 1-5, 20.0%)
FT's (1Q: 2-6, 33.3%; 2Q: 0-0, 0.0%; 3Q: 2-4, 50.0%; 4Q: 3-4, 75.0%)

Officials: Sue Blauch, Brian Hall, In'fini Robinson
Attendance: 2,908 • Technical Fouls: None

Score by Periods	1st	2nd	3rd	4th	Total
Duke	15	20	18	13	66
Georgia	12	2	12	14	40

[1/1] Connecticut 72, [20/18] Duke 59

NCAA Tournament Regional Semifinal
March 24, 2018
at Times Union Center (Albany, New York)

Duke	FG	3FG	FT	REB	PF	TP	A	T	O	B	S	Min
Odom f	9-17	0-0	4-6	2-6-8	4	22	4	1	0	1	36	
Suggs f	0-4	0-3	0-0	0-1-1	0	0	1	0	0	0	28	
Mathias c	3-10	0-0	1-1	4-4-8	1	7	1	0	1	1	35	
Brown g	4-11	2-6	3-4	0-1-1	1	10	4	3	0	7	39	
Greenwell g	2-6	2-3	2-2	1-4-5	2	6	0	4	0	2	30	
Roma	0-0	0-0	0-0	0-0-0	1	0	0	0	0	0	3	
Faz Davalos	1-1	0-0	0-0	1-0-1	0	2	0	0	0	0	2	

Alana Beard #20

YEAR	G-GS	MIN-AVG	FG-FGA	PCT	3P-3PA	PCT	FT-FTA	PCT	REB	AVG	PF-FO	AST	TO	BS	ST	PTS	AVG
2000-01	30-30	893-29.8	194-379	.512	10-51	.196	111-141	.787	136	4.5	86-4	113	81	30	106	509	17.0
2001-02	35-35	1164-33.1	275-481	.572	25-66	.379	119-158	.753	213	6.1	88-2	154	93	25	114	694	19.8
2002-03	37-37	1161-31.4	294-558	.527	24-85	.282	201-259	.776	256	6.9	98-0	110	87	48	104	813	22.0
2003-04	34-34	1067-31.4	242-488	.496	36-115	.313	151-194	.778	184	5.4	74-0	132	76	46	80	671	19.7
Career	136-136	4285-31.5	1005-1906	.527	95-317	.300	582-752	.774	789	5.8	346-6	509	337	149	404	2687	19.8

Chris Moreland #24

YEAR	G-GS	MIN-AVG	FG-FGA	PCT	3P-3PA	PCT	FT-FTA	PCT	REB	AVG	PF-FO	AST	TO	BS	ST	PTS	AVG
1984-85	25-25	797-31.9	163-288	.566	----	----	113-160	.706	238	9.5	75-2	32	68	10	18	439	17.6
1985-86	30-29	917-30.6	254-438	.580	----	----	183-267	.685	354	11.8	78-1	20	74	9	25	691	23.0
1986-87	28-27	944-33.7	219-396	.553	----	----	148-222	.667	294	10.5	76-0	39	69	5	24	586	20.9
1987-88	28-28	891-31.8	192-326	.589	0-0	.000	132-219	.603	343	12.3	83-3	28	66	4	27	516	18.4
Career	111-109	3549-32.0	828-1448	.572	0-0	.000	576-868	.664	1229	11.1	312-6	119	277	28	94	2232	20.1

Monique Currie #25

YEAR	G-GS	MIN-AVG	FG-FGA	PCT	3P-3PA	PCT	FT-FTA	PCT	REB	AVG	PF-FO	AST	TO	BS	ST	PTS	AVG
2001-02	35-22	971-27.7	178-360	.494	8-34	.235	138-179	.771	209	6.0	87-2	90	90	24	50	502	14.3
2002-03	Medical Redshirt																
2003-04	34-34	943-27.7	151-318	.475	10-42	.238	105-139	.755	208	6.1	103-4	101	83	28	53	417	12.6
2004-05	36-36	1127-31.3	218-489	.446	26-82	.317	168-215	.781	254	7.1	85-2	123	109	14	77	630	17.5
2005-06	35-35	972-27.8	202-425	.475	42-100	.420	127-155	.819	203	5.8	83-0	99	69	9	48	573	16.4
Career	140-127	4013-28.7	749-1592	.470	86-258	.333	538-688	.782	874	6.2	358-8	413	351	75	228	2122	15.2

Elizabeth Williams #1

YEAR	G-GS	MIN-AVG	FG-FGA	PCT	3P-3PA	PCT	FT-FTA	PCT	REB	AVG	PF-FO	AST	TO	BS	ST	PTS	AVG
2011-12	33-33	1008-30.5	186-383	.486	1-2	.500	88-145	.607	259	7.8	78-1	54	101	116	51	461	14.0
2012-13	36-36	1063-29.5	215-423	.508	0-1	.000	116-167	.695	264	7.3	63-0	45	78	107	41	546	15.2
2013-14	35-35	1066-30.5	202-384	.526	0-0	.000	80-142	.563	267	7.6	77-4	76	79	108	45	484	13.8
2014-15	32-32	1025-32.0	188-385	.488	0-0	.000	88-147	.599	288	9.0	10-1	81	92	95	48	464	14.5
Career	136-132	4162-30.6	791-1575	.502	1-3	.333	372-601	.619	1078	7.9	288-6	256	350	426	185	1955	14.4

Rebecca Greenwell #23

YEAR	G-GS	MIN-AVG	FG-FGA	PCT	3P-3PA	PCT	FT-FTA	PCT	REB	AVG	PF-FO	AST	TO	BS	ST	PTS	AVG
2014-15	34-34	1171-34.4	157-396	.396	72-202	.356	90-114	.789	187	5.5	54-1	70	107	8	66	476	14.0
2015-16	30-30	1011-33.7	158-357	.443	73-175	.417	63-81	.778	177	5.9	52-0	63	85	7	45	452	15.1
2016-17	34-34	114-33.6	187-422	.443	83-208	.399	100-114	.877	217	6.4	61-0	83	92	8	53	557	16.4
2017-18	28-25	893-31.9	137-307	.446	73-170	.429	42-51	.824	180	6.4	45-0	44	52	3	51	389	13.9
Career	126-123	4218-33.5	639-1482	.431	301-755	.399	295-361	.817	761	6.0	212-1	260	336	26	215	1874	14.9

Sue Harnett #23

YEAR	G-GS	MIN-AVG	FG-FGA	PCT	3P-3PA	PCT	FT-FTA	PCT	REB	AVG	PF-FO	AST	TO	BS	ST	PTS	AVG
1986-87	29-8	613-21.1	122-248	.492	----	----	46-64	.719	168	5.8	64-0	30	33	37	7	290	10.0
1987-88	28-23	756-27.0	157-316	.497	0-1	.000	74-112	.661	218	7.8	79-3	36	78	36	13	388	12.9
1988-89	27-26	816-30.2	211-393	.537	0-0	.000	104-154	.675	222	8.2	78-1	41	73	21	40	526	19.5
1989-90(RS)	5-5	138-27.6	43-66	.652	0-0	.000	5-11	.455	44	8.8	19-2	3	18	4	4	91	18.2
1990-91	28-28	897-32.0	194-362	.536	0-0	.000	102-143	.713	247	8.8	69-3	54	88	32	22	490	17.5
Career	117-90	3220-27.5	727-1385	.525	0-1	.000	331-484	.684	899	7.7	309-9	164	290	130	86	1785	15.3

Katie Meier #31

YEAR	G-GS	MIN-AVG	FG-FGA	PCT	3P-3PA	PCT	FT-FTA	PCT	REB	AVG	PF-FO	AST	TO	BS	ST	PTS	AVG
1985-86	30-5	725-24.8	168-339	.496	----	----	102-138	.739	148	4.9	84-4	84	87	11	58	438	14.6
1986-87	29-29	978-33.7	196-408	.480	----	----	98-150	.653	151	5.2	76-3	129	106	11	68	490	16.9
1987-88	22-17	578-26.3	110-237	.464	4-17	.235	80-107	.748	123	5.6	50-1	83	69	15	54	304	13.8
1988-89	Medical Redshirt																
1989-90	28-28	1009-36.0	179-390	.459	4-15	.267	167-229	.729	248	8.9	83-2	113	99	16	52	529	18.9
Career	109-79	3310-30.4	653-1374	.475	8-32	.250	447-624	.716	670	6.1	293-10	409	361	53	232	1761	16.2

Iciss Tillis #33

YEAR	G-GS	MIN-AVG	FG-FGA	PCT	3P-3PA	PCT	FT-FTA	PCT	REB	AVG	PF-FO	AST	TO	BS	ST	PTS	AVG
2000-01	34-25	829-24.4	118-270	.437	27-74	.365	29-40	.725	188	5.5	86-2	60	70	40	54	292	8.6
2001-02	34-33	1032-30.4	197-436	.452	30-89	.337	62-91	.681	271	8.0	91-2	94	99	30	79	486	14.3
2002-03	37-37	1128-30.5	212-476	.445	47-122	.385	64-80	.800	273	7.4	93-3	79	91	38	80	535	14.5
2003-04	32-32	897-28.0	146-355	.411	24-82	.293	83-96	.865	214	6.7	82-3	68	61	43	57	399	12.5
Career	137-127	3886-28.4	673-1537	.438	128-367	.349	238-307	.775	946	6.9	352-10	301	321	151	270	1712	12.5

Jasmine Thomas #5

YEAR	G-GS	MIN-AVG	FG-FGA	PCT	3P-3PA	PCT	FT-FTA	PCT	REB	AVG	PF-FO	AST	TO	BS	ST	PTS	AVG
2007-08	35-20	884-25.3	112-319	.351	24-97	.247	29-48	.604	98	2.8	55-0	82	88	30	52	277	7.9
2008-09	30-38	885-29.5	112-310	.361	28-98	.286	55-74	.743	82	2.7	48-0	98	78	7	50	307	10.2
2009-10	36-36	1168-32.4	206-532	.387	63-177	.356	102-129	.791	153	4.3	63-0	146	115	7	100	577	16.0
2010-11	36-36	1172-32.6	199-513	.388	65-166	.392	80-121	.661	139	3.9	57-0	123	104	20	85	543	15.1
Career	137-120	4109-30.0	629-1674	.376	180-538	.335	266-372	.715	472	3.4	223-0	449	385	64	287	1704	12.4

Tricia Liston #32

YEAR	G-GS	MIN-AVG	FG-FGA	PCT	3P-3PA	PCT	FT-FTA	PCT	REB	AVG	PF-FO	AST	TO	BS	ST	PTS	AVG
2010-11	32-2	384-12.0	60-131	.458	28-72	.389	29-42	.690	67	2.1	24-0	28	30	2	19	177	5.5
2011-12	33-17	871-26.4	134-276	.486	57-124	.460	72-83	.867	129	3.9	46-0	48	49	1	42	397	12.0
2012-13	36-28	1046-29.1	163-364	.448	80-172	.465	81-87	.931	182	5.1	90-0	52	72	3	35	487	13.5
2013-14	35-35	1098-31.4	209-398	.525	87-181	.481	98-115	.852	183	5.2	58-0	57	81	6	20	603	17.2
Career	136-82	3399-25.0	566-1169	.484	252-549	.459	280-327	.856	561	4.1	177-0	185	232	12	116	1664	12.2

Georgia Schweitzer #23

YEAR	G-GS	MIN-AVG	FG-FGA	PCT	3P-3PA	PCT	FT-FTA	PCT	REB	AVG	PF-FO	AST	TO	BS	ST	PTS	AVG
1997-98	32-15	816-25.5	85-205	.415	37-104	.356	40-54	.741	89	2.8	47-0	73	52	4	41	247	7.7
1998-99	36-32	958-26.6	132-270	.489	40-96	.417	56-83	.675	147	4.1	63-0	103	83	14	35	360	10.0
1999-00	34-34	1069-31.4	187-408	.458	60-149	.403	98-127	.772	136	4.0	42-0	112	83	12	45	532	15.6
2000-01	34-34	1100-32.4	175-365	.479	65-155	.419	66-94	.702	161	4.7	58-0	140	92	11	50	481	14.1
Career	136-115	3943-29.0	579-1248	.464	202-504	.401	260-358	.726	533	3.9	210-0	428	310	41	171	1620	11.9

Chante Black #11

YEAR	G-GS	MIN-AVG	FG-FGA	PCT	3P-3PA	PCT	FT-FTA	PCT	REB	AVG	PF-FO	AST	TO	BS	ST	PTS	AVG
2004-05	34-3	641-18.9	87-165	.527	0-0	.000	36-70	.514	260	7.6	64-0	39	57	46	28	210	6.2
2005-06	34-12	636-18.7	109-202	.540	0-0	.000	49-84	.583	208	6.1	90-1	20	57	65	28	267	7.9
2006-07		Medical Redshirt															
2007-08	35-35	953-27.2	191-364	.525	0-0	.000	112-144	.778	249	7.1	84-1	49	77	81	49	494	14.1
2008-09	33-33	949-28.8	178-366	.486	0-3	.000	111-153	.725	278	8.4	75-3	49	85	69	47	467	14.2
Career	136-83	3179-23.4	565-1097	.515	0-3	.000	308-451	.683	995	7.3	313-5	157	276	261	152	1438	10.6

Mistie Bass #1

YEAR	G-GS	MIN-AVG	FG-FGA	PCT	3P-3PA	PCT	FT-FTA	PCT	REB	AVG	PF-FO	AST	TO	BS	ST	PTS	AVG
2002-03	37-15	594-16.1	89-181	.492	0-0	.000	78-115	.678	138	3.7	76-2	28	38	26	24	256	6.9
2003-04	34-34	776-22.8	132-216	.611	0-0	.000	77-122	.631	182	5.4	84-0	26	51	42	31	341	10.0
2004-05	36-36	975-27.1	176-327	.538	0-1	.000	68-111	.613	258	7.2	79-0	64	63	30	41	420	11.7
2005-06	35-35	867-24.8	160-259	.618	0-0	.000	72-111	.649	222	6.3	75-1	57	69	33	31	392	11.2
Career	142-120	3212/22.6	557-983	.567	0-1	.000	295-459	.643	800	5.6	314-3	175	221	131	127	1409	9.9

Abby Waner #4

YEAR	G-GS	MIN-AVG	FG-FGA	PCT	3P-3PA	PCT	FT-FTA	PCT	REB	AVG	PF-FO	AST	TO	BS	ST	PTS	AVG
2005-06	35-15	758-21.7	111-246	.451	50-131	.382	38-55	.691	87	2.5	62-0	112	86	8	65	310	8.9
2006-07	34-34	969-28.5	175-380	.461	68-188	.362	60-78	.769	150	4.4	57-0	93	67	15	85	478	14.1
2007-08	31-31	921-29.7	110-336	.327	49-188	.261	50-68	.735	113	3.6	77-1	117	91	6	80	319	10.3
2008-09	31-31	975-31.5	107-321	.333	55-184	.299	32-41	.780	95	3.1	61-1	110	103	15	83	301	9.7
Career	131-111	3623-27.7	503-1283	.392	222-691	.321	180-242	.744	445	3.4	257-2	432	347	44	313	1408	10.7

Kira Orr #12

YEAR	G-GS	MIN-AVG	FG-FGA	PCT	3P-3PA	PCT	FT-FTA	PCT	REB	AVG	PF--FO	AST	TO	BS	ST	PTS	AVG
1993-94	27-0	466-17.3	44-115	.383	7-31	.226	19-35	.543	49	1.8	47-0	56	73	1	28	114	4.2
1994-95	30-29	974-32.5	125-330	.379	28-91	.308	54-81	.667	121	4.0	73-1	126	103	1	57	332	11.1
1995-96	33-33	1151-34.9	155-371	.418	42-133	.316	82-113	.726	173	5.2	54-0	170	112	0	60	434	13.2
1996-97	29-29	984-33.9	176-419	.420	56-161	.348	100-120	.833	162	5.6	57-0	93	96	3	59	508	17.5
Career	119-91	3575-30.0	500-1235	.405	133-416	.320	255-349	.731	505	4.2	231-1	445	384	5	204	1388	11.7

Leaonna Odom #5

YEAR	G-GS	MIN-AVG	FG-FGA	PCT	3P-3PA	PCT	FT-FTA	PCT	REB	AVG	PF--FO	AST	TO	BS	ST	PTS	AVG
2016-17	34-17	784-23.1	115-212	.542	0-2	.000	46-72	.639	156	4.6	82-0	24	49	32	39	276	8.1
2017-18	33-27	987-29.9	139-263	.529	0-1	.000	40-67	.597	207	6.3	78-0	55	57	38	36	318	9.6
2018-19	30-29	1033-34.4	169-334	.506	0-1	.000	56-95	.589	192	6.4	72-1	76	94	27	49	394	13.1
2019-20	28-26	912-32.6	176-322	.547	3-8	.375	44-71	.620	174	6.2	84-5	46	69	17	52	399	14.3
Career	125-99	3716-29.7	599-1131	.530	3-12	.250	186-305	.610	729	5.8	316-6	201	269	114	176	1387	11.1

Haley Gorecki #2

YEAR	G-GS	MIN-AVG	FG-FGA	PCT	3P-3PA	PCT	FT-FTA	PCT	REB	AVG	PF--FO	AST	TO	BS	ST	PTS	AVG
2015-16	14-1	227-16.2	20-72	.278	8-36	.222	15-17	.882	37	2.6	9-0	15	25	1	16	63	4.5
2017-18	23-13	575-25.0	85-201	.423	44-104	.423	38-53	.717	89	3.9	24-0	66	49	4	30	252	11.0
2018-19	30-30	1080-36.0	171-469	.365	58-208	.279	115-160	.719	213	7.1	52-1	116	108	10	79	515	17.2
2019-20	30-30	1095-36.5	164-413	.397	60-178	.337	166-194	.856	199	6.6	54-1	131	115	18	62	554	18.5
Career	97-74	2977-30.7	440-1155	.381	170-526	.323	334-424	.788	538	5.5	139-2	328	297	33	187	1384	14.3

Jennifer Scanlon #13

YEAR	G-GS	MIN-AVG	FG-FGA	PCT	3P-3PA	PCT	FT-FTA	PCT	REB	AVG	PF--FO	AST	TO	BS	ST	PTS	AVG
1992-93	27-4	592-21.9	102-255	.400	25-63	.397	40-68	.588	76	2.8	42-0	34	49	2	22	269	10.0
1993-94	27-25	676-25.0	118-267	.442	35-95	.368	45-59	.763	70	2.6	44-0	52	55	7	32	316	11.7
1994-95	31-31	947-30.5	142-337	.421	51-131	.389	69-100	.690	108	3.5	61-1	66	80	1	37	404	13.0
1995-96	33-33	1089-33.0	140-347	.403	48-131	.366	60-88	.682	136	4.1	60-1	107	70	2	31	388	11.8
Career	118-93	3304-28.0	502-1206	.416	159-420	.379	214-315	.679	390	3.3	207-2	259	254	12	122	1377	11.7

Haley Peters #33

YEAR	G-GS	MIN-AVG	FG-FGA	PCT	3P-3PA	PCT	FT-FTA	PCT	REB	AVG	PF--FO	AST	TO	BS	ST	PTS	AVG
2010-11	36-9	635-17.6	97-186	.522	6-21	.286	25-34	.735	131	3.6	76-1	24	64	7	16	225	6.3
2011-12	33-33	902-27.3	155-303	.512	18-41	.439	29-39	.744	186	5.6	82-2	44	82	9	44	357	10.8
2012-13	36-36	1083-30.1	184-363	.507	27-57	.474	43-56	.768	273	7.6	91-5	67	97	17	40	438	12.2
2013-14	31-31	966-31.2	143-307	.466	18-56	.321	43-63	.683	236	7.6	61-0	54	82	6	39	347	11.2
Career	136-109	3586-26.4	579-1159	.500	69-175	.394	140-192	.729	826	6.1	310-8	189	325	39	139	1367	10.1

Payton Black #33

YEAR	G-GS	MIN-AVG	FG-FGA	PCT	3P-3PA	PCT	FT-FTA	PCT	REB	AVG	PF--FO	AST	TO	BS	ST	PTS	AVG
1995-96	33-0	625-18.9	132-231	.571	0-0	.000	86-133	.647	170	5.2	94-3	19	63	23	20	350	10.6
1996-97	29-29	798-27.5	160-310	.516	0-0	.000	78-117	.667	172	5.9	91-2	47	59	27	32	398	13.7
1997-98	30-19	594-19.8	124-227	.546	0-0	.000	67-112	.598	107	3.6	65-0	24	57	25	21	315	10.5
1998-99	35-1	412-11.6	94-168	.560	0-1	.000	61-81	.753	92	2.6	61-2	14	33	3	13	249	7.1
Career	127-49	2429-19.1	510-936	.545	0-1	.000	292-443	.659	541	4.3	311-7	104	212	78	86	1312	10.3

Lindsey Harding #10

YEAR	G-GS	MIN-AVG	FG-FGA	PCT	3P-3PA	PCT	FT-FTA	PCT	REB	AVG	PF--FO	AST	TO	BS	ST	PTS	AVG
2002-03	37-16	958-25.9	84-192	.438	1-13	.077	62-81	.765	145	3.9	63-1	124	59	9	68	231	6.2
2003-04	34-33	1003-29.5	83-181	.459	7-29	.241	57-87	.655	154	4.5	60-1	168	76	2	67	230	6.8
2004-05	Redshirt Season																
2005-06	35-35	1012-28.9	138-287	.481	23-56	.411	75-96	.781	130	3.7	48-1	156	84	4	75	374	10.7
2006-07	34-34	1035-30.4	169-381	.444	24-63	.381	101-135	.748	136	4.0	49-0	131	77	10	51	463	13.6
Career	140-118	4008-28.6	474-1041	.455	55-161	.342	295-399	.739	565	4.0	220-3	579	296	25	261	1298	9.3

Tyish Hall #24

YEAR	G-GS	MIN-AVG	FG-FGA	PCT	3P-3PA	PCT	FT-FTA	PCT	REB	AVG	PF--FO	AST	TO	BS	ST	PTS	AVG
1993-94	23-3	290-12.6	55-93	.591	0-0	.000	29-39	.744	75	3.3	40-0	19	20	13	18	139	6.0
1994-95	31-30	805-26.0	124-199	.623	0-0	.000	43-70	.614	197	6.4	85-1	46	58	26	33	291	9.4
1995-96	33-33	982-29.8	216-30	.655	0-0	.000	65-93	.699	232	7.0	92-3	44	62	44	39	497	15.1
1996-97	22-21	702-31.9	148-240	.617	0-0	.000	63-88	.716	128	5.8	59-4	26	50	13	34	359	16.3
Career	109-87	2779-25.5	543-862	.630	0-0	.000	200-290	.690	632	5.8	276-8	135	190	96	124	1286	11.8

Sheana Mosch #3

YEAR	G-GS	MIN-AVG	FG-FGA	PCT	3P-3PA	PCT	FT-FTA	PCT	REB	AVG	PF--FO	AST	TO	BS	ST	PTS	AVG
1999-00	34-18	846-24.9	107-249	.430	11-28	.393	82-101	.812	112	3.3	49-1	65	67	3	51	307	9.0
2000-01	34-34	915-26.9	129-276	.467	7-18	.389	99-125	.792	154	4.5	41-0	66	60	5	42	364	10.7
2001-02	35-15	868-24.8	109-243	.449	12-39	.308	90-108	.833	123	3.5	46-1	86	57	5	33	320	9.1
2002-03	37-6	739-20.0	103-240	.429	11-38	.289	75-102	.735	111	3.0	48-0	54	39	3	57	292	7.9
Career	140-73	3368-24.1	448-1008	.444	41-123	.333	346-436	.794	500	3.6	184-2	271	223	16	183	1283	9.2

Lexie Brown #4

YEAR	G-GS	MIN-AVG	FG-FGA	PCT	3P-3PA	PCT	FT-FTA	PCT	REB	AVG	PF--FO	AST	TO	BS	ST	PTS	AVG
2016-17	34-34	1153-33.9	210-430	.488	73-183	.399	129-139	.928	126	3.7	51-0	131	92	1	96	622	18.3
2017-18	33-33	1165-35.3	221-477	.463	69-186	.371	130-157	.828	145	4.4	60-1	146	102	5	122	641	19.4
Career	67-67	2318-34.6	431-907	.475	142-369	.385	259-296	.875	271	4.0	111-1	277	194	6	218	1263	18.9

Wanisha Smith #23

YEAR	G-GS	MIN-AVG	FG-FGA	PCT	3P-3PA	PCT	FT-FTA	PCT	REB	AVG	PF--FO	AST	TO	BS	ST	PTS	AVG
2004-05	36-35	1163-32.3	134-312	.429	41-100	.410	85-118	.720	101	2.8	80-3	154	134	3	61	394	10.9
2005-06	35-20	738-21.1	98-224	.438	20-63	.317	43-61	.705	96	2.7	56-2	121	74	4	42	259	7.4
2006-07	34-34	930-27.4	105-251	.418	27-75	.360	83-110	.755	147	4.3	48-0	135	89	3	36	320	9.4
2007-08	30-30	825-27.5	90-259	.347	30-98	.306	73-96	.760	94	3.1	44-0	86	78	1	28	283	9.4
Career	135-119	3656-27.1	427-1046	.408	118-336	.351	284-385	.738	438	3.2	228-5	496	375	11	167	1256	9.3

Stacy Hurd #42

YEAR	G-GS	MIN-AVG	FG-FGA	PCT	3P-3PA	PCT	FT-FTA	PCT	REB	AVG	PF--FO	AST	TO	BS	ST	PTS	AVG
1980-81	25-22	730-29.2	138-278	.496	----	----	49-67	.731	174	6.9	64-1	18	46	4	12	325	13.0
1981-82	29-23	922-31.8	178-403	.442	----	----	39-66	.591	192	6.6	77-3	29	68	23	24	395	13.6
1982-83	25-9	618-24.7	147-294	.500	----	----	44-61	.721	138	5.5	38-1	24	51	6	11	338	13.5
1983-84	25-6	496-14.8	78-194	.402	----	----	27-32	.844	91	3.6	21-0	26	39	11	15	183	7.3
Career	104-60	2766-26.6	541-1169	.463	----	----	159-226	.704	595	5.7	200-5	97	204	44	62	1241	11.9

Ali Day #52

YEAR	G-GS	MIN-AVG	FG-FGA	PCT	3P-3PA	PCT	FT-FTA	PCT	REB	AVG	PF--FO	AST	TO	BS	ST	PTS	AVG
1992-93	26-8	525-20.2	56-109	.514	0-1	.000	36-48	.750	95	3.7	58-1	24	60	5	20	148	5.7
1993-94	25-11	529-21.2	78-128	.609	0-1	.000	44-52	.846	97	3.9	39-0	18	37	2	25	200	8.0
1994-95	31-31	1012-32.6	190-342	.556	16-27	.593	103-124	.831	204	6.6	84-1	46	96	2	28	499	16.1
1995-96	33-33	975-29.5	149-302	.493	44-111	.396	46-63	.730	221	6.7	74-2	68	87	12	37	388	11.8
Career	115-83	3041-26.4	473-881	.537	60-140	.429	229-287	.798	617	5.4	255-4	156	280	21	110	1235	10.7

Carey Kauffman #23

YEAR	G-GS	MIN-AVG	FG-FGA	PCT	3P-3PA	PCT	FT-FTA	PCT	REB	AVG	PF--FO	AST	TO	BS	ST	PTS	AVG
1991-92	26-3	295-11.3	49-110	.445	1-2	.500	22-32	.688	61	2.3	33-1	14	34	7	12	121	4.7
1992-93	27-27	790-29.3	136-288	.472	0-0	.000	54-72	.750	181	6.7	82-4	32	94	16	20	326	12.1
1993-94	27-19	679-25.1	142-274	.518	0-1	.000	59-87	.678	223	8.3	58-1	26	47	13	36	343	12.7
1994-95	31-31	993-32.0	179-383	.467	1-2	.500	79-96	.823	261	8.4	74-2	68	57	13	30	438	14.1
Career	111-80	2757-24.8	506-1055	.480	2-5	.400	214-287	.746	726	6.5	247-8	140	232	49	98	1228	11.1

Chelsea Gray #12

YEAR	G-GS	MIN-AVG	FG-FGA	PCT	3P-3PA	PCT	FT-FTA	PCT	REB	AVG	PF--FO	AST	TO	BS	ST	PTS	AVG
2010-11	34-18	721-21.2	99-229	.432	33-83	.398	66-82	.805	113	3.3	49-0	86	62	7	66	297	8.7
2011-12	33-33	1064-32.2	153-334	.458	29-77	.377	78-95	.821	162	4.9	66-0	201	115	12	93	413	12.5
2012-13	25-25	758-30.3	107-254	.421	22-54	.407	80-94	.851	132	5.3	45-0	136	66	3	89	316	12.6
2013-14	17-17	471-27.7	68-135	.504	10-30	.333	38-51	.745	71	4.2	33-0	122	55	4	50	184	10.8
Career	109-93	3014-27.7	427-952	.449	94-244	.385	262-322	.814	478	4.4	193-0	545	298	26	298	1210	11.1

Joy Cheek #21

YEAR	G-GS	MIN-AVG	FG-FGA	PCT	3P-3PA	PCT	FT-FTA	PCT	REB	AVG	PF--FO	AST	TO	BS	ST	PTS	AVG
2006-07	33-0	519-15.7	64-142	.451	0-4	.000	48-64	.750	127	3.8	66-0	16	53	4	27	176	5.3
2007-08	35-24	783-22.3	138-269	.513	11-26	.423	47-69	.681	184	5.3	104-4	26	68	11	43	334	5.5
2008-09	33-16	720-21.8	111-284	.391	12-45	.267	47-67	.701	156	4.7	96-1	30	70	12	42	281	8.5
2009-10	36-36	986-27.1	137-364	.376	16-49	.327	67-98	.684	212	5.9	79-1	46	93	20	53	357	9.9
Career	137-76	2998-21.1	450-1059	.425	39-124	.315	209-298	.701	679	5.0	345-6	118	284	47	165	1148	8.4

Connie Goins #32

YEAR	G-GS	MIN-AVG	FG-FGA	PCT	3P-3PA	PCT	FT-FTA	PCT	REB	AVG	PF--FO	AST	TO	BS	ST	PTS	AVG
1982-83	19-16	381-23.8	71-159	.447	----	----	37-50	.740	80	4.2	25-0	39	32	3	21	179	9.4
1983-84	27-25	668-24.7	91-192	.474	----	----	66-92	.717	95	3.5	29-1	60	55	2	28	248	9.2
1984-85	27-27	838-31.0	124-255	.486	----	----	86-106	.811	140	5.2	32-0	71	67	2	36	334	12.4
1985-86	28-28	821-29.3	142-300	.473	----	----	95-126	.754	146	5.2	34-0	127	67	10	35	379	13.5
Career	101-96	2708-26.8	428-906	.472	----	----	284-374	.759	461	4.6	120-1	297	221	20	120	1140	11.3

Peppi Browne #10

YEAR	G-GS	MIN-AVG	FG-FGA	PCT	3P-3PA	PCT	FT-FTA	PCT	REB	AVG	PF--FO	AST	TO	BS	ST	PTS	AVG
1996-97	30-15	742-24.7	69-161	.429	6-27	.222	65- 87	.747	122	4.1	60-3	64	61	9	43	209	7.0
1997-98	32-32	875-27.3	136-253	.538	1-5	.200	70-109	.642	197	6.2	90-3	54	93	6	61	343	10.7
1998-99	35-33	882-25.2	112-240	.467	3-10	.300	79-111	.712	222	6.3	66-1	66	90	14	52	306	8.7
1999-00	20-20	616-30.8	100-211	.474	1-6	.167	73-92	.793	136	6.8	46-1	50	61	10	61	274	13.7
Career	117-100	3115-26.6	417-865	.482	11-48	.229	287-399	.719	677	5.8	262-8	234	305	39	217	1132	9.7

Alison Bales #43

YEAR	G-GS	MIN-AVG	FG-FGA	PCT	3P-3PA	PCT	FT-FTA	PCT	REB	AVG	PF--FO	AST	TO	BS	ST	PTS	AVG
2003-04	24-0	237-9.9	29-52	.558	0-0	.000	20-29	.690	67	2.8	30-0	13	19	29	6	78	3.3
2004-05	36-33	876-24.3	106-221	.480	1-1	1.000	63-94	.670	236	6.6	73-0	67	35	134	17	276	7.7
2005-06	35-23	731-20.9	113-215	.526	0-0	.000	92-117	.786	236	6.7	64-0	40	44	120	42	318	9.1
2006-07	34-34	990-29.1	142-306	.464	1-2	.500	118-159	.742	265	7.8	79-1	67	68	151	39	403	11.9
Career	129-90	2834-22.0	390-794	.491	2-3	.667	293-399	.734	804	6.2	246-1	187	166	434	104	1075	8.3

Karima Christmas #13

YEAR	G-GS	MIN-AVG	FG-FGA	PCT	3P-3PA	PCT	FT-FTA	PCT	REB	AVG	PF-FO	AST	TO	BS	ST	PTS	AVG
2007-08	30-0	317-10.6	50-96	.521	0-6	.000	23-39	.590	78	2.6	32-0	15	19	5	24	123	4.1
2008-09	32-2	616-19.3	84-170	.494	17-37	.459	54-83	.651	134	4.2	53-1	32	35	8	44	239	7.5
2009-10	36-18	922-25.6	121-281	.431	24-84	.286	81-113	.717	189	5.3	80-0	53	49	16	79	347	9.6
2010-11	36-35	949-26.4	107-285	.375	15-71	.211	114-163	.699	227	6.3	73-0	60	76	13	57	343	9.5
Career	134-55	2804-20.9	362-832	.435	56-198	.283	272-398	.683	628	4.7	238-1	160	179	42	204	1052	7.9

Jennifer Chestnut #42

YEAR	G-GS	MIN-AVG	FG-FGA	PCT	3P-3PA	PCT	FT-FTA	PCT	REB	AVG	PF--FO	AST	TO	BS	ST	PTS	AVG
1980-81	22-5	314-14.3	57-105	.542	----	----	17-46	.369	103	4.6	44-0	3	37	9	15	131	6.9
1981-82	29-20	722-24.9	117-264	.443	----	----	54-100	.540	250	8.3	81-4	16	55	16	32	288	9.9
1982-83	22-20	325-23.2	130-249	.522	----	----	49-80	.613	163	7.4	59-2	27	34	5	16	309	14.0
1983-84	27-27	809-30.0	119-266	.447	----	----	57-116	.491	231	8.6	81-6	37	78	7	54	295	10.9
Career	100/74	2170-21.7	423-884	.479	----	----	177-342	.518	737	7.4	265-12	82	204	37	117	1023	10.2

Duke Year-By-Year

Scoring Average

1977-78	Tara McCarthy	16.6
1978-79	Barb Krause	14.5
1979-80	Barb Krause	13.1
1980-81	Stacy Hurd	13.0
1981-82	Stacy Hurd	13.6
1982-83	Jennifer Chestnut	14.0
1983-84	Candy Mikels	14.3
1984-85	Chris Moreland	17.6
1985-86	Chris Moreland	23.0
1986-87	Chris Moreland	20.9
1987-88	Chris Moreland	18.4
1988-89	Sue Harnett	19.5
1989-90	Katie Meier	18.9
1990-91	Sue Harnett	17.5
1991-92	Celeste Lavoie	12.8
1992-93	Carey Kauffman	12.1
1993-94	Carey Kauffman	12.7
1994-95	Ali Day	16.1
1995-96	Tyish Hall	15.1
1996-97	Kira Orr	17.5
1997-98	Nicole Erickson	12.8
1998-99	Michele Van Gorp	16.9
1999-00	Georgia Schweitzer	15.6
2000-01	Alana Beard	17.0
2001-02	Alana Beard	19.8
2002-03	Alana Beard	22.0
2003-04	Alana Beard	19.7
2004-05	Monique Currie	17.5
2005-06	Monique Currie	16.4
2006-07	Abby Waner	14.1
2007-08	Chante Black	14.1
2008-09	Chante Black	14.2
2009-10	Jasmine Thomas	16.0
2010-11	Jasmine Thomas	15.1
2011-12	Elizabeth Williams	14.0
2012-13	Elizabeth Williams	15.2
2013-14	Tricia Liston	17.2
2014-15	Elizabeth Williams	14.5
2015-16	Azurá Stevens	18.9
2016-17	Lexie Brown	18.3
2017-18	Lexie Brown	19.4
2018-19	Haley Gorecki	17.2
2019-20	Haley Gorecki	18.5
2020-21*	N/A	

Rebounding Average

1977-78	Lisa Warren	7.2
1978-79	Barb Krause	10.7
1979-80	Barb Krause	9.3
1980-81	Barb Krause	9.7
1981-82	Jennifer Chestnut	8.3
1982-83	Jennifer Chestnut	7.4
1983-84	Jennifer Chestnut	8.6
1984-85	Chris Moreland	9.5
1985-86	Chris Moreland	11.8
1986-87	Chris Moreland	10.5
1987-88	Chris Moreland	12.3
1988-89	Tracey Christopher	9.6
1989-90	Katie Meier	8.9
1990-91	Sue Harnett	8.8
1991-92	Celeste Lavoie	6.2
1992-93	Carey Kauffman	6.7
1993-94	Carey Kauffman	8.3
1994-95	Carey Kauffman	8.4
1995-96	Tyish Hall	7.0
1996-97	Payton Black	5.9
1997-98	Peppi Browne	6.2
1998-99	Peppi Browne	6.3
1999-00	Lauren Rice	6.9
2000-01	Rochelle Parent	6.0

2001-02	Iciss Tillis	8.0
2002-03	Iciss Tillis	7.4
2003-04	Iciss Tillis	6.7
2004-05	Chante Black	7.6
2005-06	Alison Bales	6.7
2006-07	Alison Bales	7.8
2007-08	Chante Black	7.1
2008-09	Chante Black	8.4
2009-10	Krystal Thomas	6.6
2010-11	Krystal Thomas	8.3
2011-12	Elizabeth Williams	7.8
2012-13	Haley Peters	7.6
2013-14	Williams/Peters	7.6
2014-15	Elizabeth Williams	9.0
2015-16	Azurá Stevens	9.6
2016-17	Rebecca Greenwell	6.4
2017-18	Rebecca Greenwell	6.4
2018-19	Haley Gorecki	7.1
2019-20	Haley Gorecki	6.6
2020-21*	N/A	

Field Goal Percentage

1977-78	Tara McCarthy	.475
1978-79	Leslie Earnhardt	.483
1979-80	Barb Krause	.436
1980-81	Barb Krause	.508
1981-82	Maura Hertzog	.446
1982-83	Jennifer Chestnut	.522
1983-84	Jo Harlow	.476
1984-85	Chris Moreland	.566
1985-86	Chris Moreland	.580
1986-87	Chris Moreland	.553
1987-88	Chris Moreland	.589
1988-89	Sue Harnett	.537
1989-90	Monika Kost	.509
1990-91	Sue Harnett	.536
1991-92	Celeste Lavoie	.515
1992-93	Ali Day	.514
1993-94	Ali Day	.609
1994-95	Ali Day	.593
1995-96	Tyish Hall	.655
1996-97	Tyish Hall	.617
1997-98	Michele Van Gorp	.562
1998-99	Rochelle Parent	.650
1999-00	Rochelle Parent	.579
2000-01	Rochelle Parent	.525
2001-02	Alana Beard	.572
2002-03	Alana Beard	.527
2003-04	Mistie Williams	.611
2004-05	Mistie Williams	.538
2005-06	Mistie Williams	.618
2006-07	Carrem Gay	.581
2007-08	Chante Black	.525
2008-09	Karima Christmas	.494
2009-10	Krystal Thomas	.503
2010-11	Haley Peters	.522
2011-12	Allison Vernerey	.560
2012-13	Elizabeth Williams	.508
2013-14	Oderah Chidom	.603
2014-15	Oderah Chidom	.566
2015-16	Azurá Stevens	.535
2016-17	Kendall Cooper	.543
2017-18	Leaonna Odom	.529
2018-19	Leaonna Odom	.506
2019-20	Leaonna Odom	.547
2020-21*	N/A	

Free Throw Percentage

1977-78	Ruth Ellis	.750
1978-79	Leslie Earnhardt	.739
1979-80	Barb Krause	.733
1980-81	Barb Krause	.804

1981-82	Margo Walsh	.820
1982-83	Jo Harlow	.871
1983-84	Stacy Hurd	.844
1984-85	Connie Goins	.811
1985-86	Connie Goins	.754
1986-87	Sue Harnett	.719
1987-88	Katie Meier	.748
1988-89	Jenni Kraft	.900
1989-90	Katie Meier	.729
1990-91	Dana McDonald	.795
1991-92	Robin Baker	.767
1992-93	Kristina Meiman	.849
1993-94	Ali Day	.846
1994-95	Ali Day	.831
1995-96	Ali Day	.730
1996-97	Kira Orr	.833
1997-98	Nicole Erickson	.876
1998-99	Nicole Erickson	.885
1999-00	Sheana Mosch	.812
2000-01	Sheana Mosch	.792
2001-02	Sheana Mosch	.833
2002-03	Iciss Tillis	.800
2003-04	Iciss Tillis	.865
2004-05	Monique Currie	.781
2005-06	Monique Currie	.819
2006-07	Abby Waner	.769
2007-08	Chante Black	.778
2008-09	Abby Waner	.780
2009-10	Jasmine Thomas	.791
2010-11	Chelsea Gray	.805
2011-12	Tricia Liston	.867
2012-13	Tricia Liston	.931
2013-14	Tricia Liston	.852
2014-15	Rebecca Greenwell	.789
2015-16	Rebecca Greenwell	.778
2016-17	Lexie Brown	.928
2017-18	Lexie Brown	.828
2018-19	Miela Goodchild	.871
2019-20	Haley Gorecki	.856
2020-21*	N/A	

Assists

1977-78	Tara McCarthy	65
1978-79	Tara McCarthy	72
1979-80	Patti Thomasson	93
1980-81	Claire Rose	97
1981-82	Claire Rose	122
1982-83	Claire Rose	82
1983-84	Maura Hertzog	72
1984-85	Joanne Boyle	80
1985-86	Connie Goins	127
1986-87	Katie Meier	129
1987-88	Paula Anderson	110
1988-89	Leigh Morgan	118
1989-90	Katie Meier	113
1990-91	Robin Baker	81
1991-92	Robin Baker	69
1992-93	Missy Anderson	102
1993-94	Missy Anderson	90
1994-95	Kira Orr	126
1995-96	Kira Orr	170
1996-97	Hilary Howard	149
1997-98	Hilary Howard	140
1998-99	Hilary Howard	153
1999-00	Georgia Schweitzer	112
2000-01	Georgia Schweitzer	140
2001-02	Alana Beard	154
2002-03	Lindsey Harding	124
2003-04	Lindsey Harding	168
2004-05	Wanisha Smith	154
2005-06	Lindsey Harding	156
2006-07	Wanisha Smith	135

2007-08	Abby Waner	117
2008-09	Abby Waner	110
2009-10	Jasmine Thomas	146
2010-11	Jasmine Thomas	123
2011-12	Chelsea Gray	201
2012-13	Alexis Jones	144
2013-14	Alexis Jones	148
2014-15	Ka'lia Johnson	126
2015-16	Angela Salvadores	96
2016-17	Lexie Brown	131
2017-18	Lexie Brown	146
2018-19	Haley Gorecki	116
2019-20	Haley Gorecki	131
2020-21*	N/A	

Steals

1978-79	Kim Matthews	60
1979-80	Patti Thomasson	48
1980-81	Claire Rose	55
1981-82	Maura Hertzog	57
1982-83	Maura Hertzog	48
1983-84	Maura Hertzog	65
1984-85	Joanne Boyle	75
1985-86	Katie Meier	58
1986-87	Katie Meier	68
1987-88	Katie Meier	54
1988-89	Tracey Christopher	47
1989-90	Katie Meier	52
1990-91	Traci Williams	38
1991-92	Dana McDonald	37
1992-93	Missy Anderson	63
1993-94	Missy Anderson	51
1994-95	Kira Orr	57
1995-96	Kira Orr	60
1996-97	Kira Orr	59
1997-98	Peppi Browne	61
1998-99	Peppi Browne	52
1999-00	Peppi Browne	61
2000-01	Alana Beard	106
2001-02	Alana Beard	114
2002-03	Alana Beard	104
2003-04	Alana Beard	80
2004-05	Monique Currie	77
2005-06	Lindsey Harding	75
2006-07	Abby Waner	85
2007-08	Abby Waner	80
2008-09	Abby Waner	83
2009-10	Jasmine Thomas	100
2010-11	Jasmine Thomas	85
2011-12	Chelsea Gray	93
2012-13	Chelsea Gray	89
2013-14	Alexis Jones	59
2014-15	Rebecca Greenwell	66
2015-16	Rebecca Greenwell	45
2016-17	Lexie Brown	96
2017-18	Lexie Brown	122
2018-19	Haley Gorecki	79
2019-20	Haley Gorecki	62
2020-21*	N/A	

Blocked Shots

1978-79	Lisa Warren	14
1979-80	Barb Krause	16
1980-81	Jennifer Chestnut	9
1981-82	Stacy Hurd	23
1982-83	Sarah Sullivan	68
1983-84	Hurd/Hertzog	11
1984-85	Sarah Sullivan	37
1985-86	Sarah Sullivan	58
1986-87	Sarah Sullivan	45
1987-88	Sue Harnett	36
1988-89	Sue Harnett	21

1989-90	Katie Meier	16
1990-91	Sue Harnett	32
1991-92	Nicole Johnson	24
1992-93	Zeki Blanding	23
1993-94	Zeki Blanding	20
1994-95	Tyish Hall	26
1995-96	Tyish Hall	44
1996-97	Payton Black	27
1997-98	Payton Black	25
1998-99	Michele Van Gorp	36
1999-00	Michele Matyasovsky	14
2000-01	Iciss Tillis	40
2001-02	Iciss Tillis	30
2002-03	Alana Beard	48
2003-04	Alana Beard	46
2004-05	Alison Bales	134
2005-06	Alison Bales	120
2006-07	Alison Bales	151
2007-08	Chante Black	81
2008-09	Chante Black	69
2009-10	Krystal Thomas	70
2010-11	Krystal Thomas	59
2011-12	Elizabeth Williams	116
2012-13	Elizabeth Williams	107
2013-14	Elizabeth Williams	108
2014-15	Elizabeth Williams	95
2015-16	Azura Stevens	53
2016-17	Oderah Chidom	67
2017-18	Jade Williams	40
2018-19	Onome Akinbode-James	42
2019-20	Onome Akinbode-James	32
2020-21*	N/A	

Minutes Per Game

1978-79	Leslie Earnhardt	33.4
1979-80	Barb Krause	32.3
1980-81	Barb Krause	33.5
1981-82	Stacy Hurd	31.8
1982-83	Jo Harlow	27.6
1983-84	Jo Harlow	34.6
1984-85	Maura Hertzog	31.9
1985-86	Chris Moreland	30.6
1986-87	Katie Meier	33.7
1987-88	Leigh Morgan	31.9
1988-89	Robin Baker	33.0
1989-90	Katie Meier	36.0
1990-91	Traci Williams	32.3
1991-92	Robin Baker/ Monika Kost	28.7
1992-93	Missy Anderson	31.4
1993-94	Nicole Johnson	26.2
1994-95	Ali Day	32.6
1995-96	Kira Orr	34.9
1996-97	Hilary Howard	34.3
1997-98	Nicole Erickson	31.8
1998-99	Nicole Erickson	28.6
1999-00	Georgia Schweitzer	31.4
2000-01	Georgia Schweitzer	32.4
2001-02	Alana Beard	33.1
2002-03	Alana Beard	31.4
2003-04	Alana Beard	31.4
2004-05	Wanisha Smith	32.3
2005-06	Lindsey Harding	28.9
2006-07	Lindsey Harding	30.4
2007-08	Abby Waner	29.7
2008-09	Abby Waner	31.5
2009-10	Jasmine Thomas	32.4
2010-11	Jasmine Thomas	32.6
2011-12	Chelsea Gray	32.4
2012-13	Chelsea Gray	30.3
2013-14	Tricia Liston	31.4
2014-15	Rebecca Greenwell	34.4

2015-16	Rebecca Greenwell	33.7
2016-17	Lexie Brown	33.9
2017-18	Lexie Brown	35.3
2018-19	Haley Gorecki	36.0
2019-20	Haley Gorecki	36.5
2020-21*	N/A	

* Only played four games in 2020-21 due to COVID-19

ACC Leaders

Year-By-Year

Scoring Average

1985-86	Chris Moreland	23.0
1986-87	Chris Moreland	20.9
2001-02	Alana Beard	19.8
2002-03	Alana Beard	22.0
2003-04	Alana Beard	19.7

Rebounding Average

1978-79	Barb Krause	10.7
1985-86	Chris Moreland	11.8
1987-88	Chris Moreland	12.3
1988-89	Tracey Christopher	9.6
2015-16	Azura Stevens	9.6

Assists Average

2011-12	Chelsea Gray	6.1
---------	--------------	-----

Steals Average

2000-01	Alana Beard	3.5
2001-02	Alana Beard	3.3
2017-18	Lexie Brown	3.7

Blocks Average

1982-83	Sarah Sullivan	2.7
2004-05	Alison Bales	3.7
2005-06	Alison Bales	3.4
2006-07	Alison Bales	4.4
2011-12	Elizabeth Williams	3.5
2012-13	Elizabeth Williams	3.0
2013-14	Elizabeth Williams	3.1
2014-15	Elizabeth Williams	3.0

Field Goal Percentage

1995-96	Tyish Hall	.655
1998-99	Michele VanGorp	.620
2001-02	Alana Beard	.572
2003-04	Mistie Bass	.611

Free Throw Percentage

1980-81	Barb Krause	.804
1988-89	Jenni Kraft	.900
1996-97	Kira Orr	.833
1997-98	Nicole Erickson	.876
2003-04	Iciss Tillis	.865
2012-13	Tricia Liston	.931
2016-17	Lexie Brown	.928

3-Point Field Goal Percentage

1988-89	Jenni Kraft	.539
2003-04	Vicki Krapohl	.431
2011-12	Tricia Liston	.460
2012-13	Tricia Liston	.465
2013-14	Tricia Liston	.481
2017-18	Rebecca Greenwell	.429

NCAA Year-By-Year

Blocks Average

2006-07	Alison Bales	4.4
---------	--------------	-----

Jayda Adams #32

Year	G-GS	Min-Avg	FG-FGA	Pct	3P-3PA	Pct	FT-FTA	Pct	Reb	Avg	PF-FO	AST	TO	BS	ST	Pts	Avg
2017-18	33-0	431-13.1	21-69	.304	11-41	.268	6-12	.500	29	0.9	25-0	23	34	1	6	59	1.8
2018-19	30-2	535-17.8	32-96	.333	21-57	.368	9-15	.600	37	1.2	32-0	29	27	2	19	94	3.1
Career	63-2	966-15.3	53-165	.321	32-98	.327	15-27	.556	66	1.0	57-0	52	61	3	25	153	2.4

Onome Akinbode-James #24

Year	G-GS	Min-Avg	FG-FGA	Pct	3P-3PA	Pct	FT-FTA	Pct	Reb	Avg	PF-FO	AST	TO	BS	ST	Pts	Avg
2018-19	30-22	625-20.8	49-109	.450	0-0	.000	22-40	.550	161	5.4	70-2	16	61	42	20	120	4.0
2019-20	30-27	656-21.9	60-143	.420	0-7	.000	19-38	.500	150	5.0	81-0	24	64	32	28	139	4.6
2020-21	4-4	96-24.0	12-26	.462	0-6	.000	6-9	.667	46	11.5	5-0	3	7	0	0	30	7.5
Career	64-53	1377-21.5	121-278	.435	0-13	.000	47-87	.540	357	5.6	156-2	43	132	74	48	289	4.5

Sara Anastasieska #11

Year	G-GS	Min-Avg	FG-FGA	Pct	3P-3PA	Pct	FT-FTA	Pct	Reb	Avg	PF-FO	AST	TO	BS	ST	Pts	Avg
2020-21	4-0	98-24.5	16-33	.485	6-18	.333	2-4	.500	7	1.8	5-0	4	10	2	4	40	10.0
Career	4-0	98-24.5	16-33	.485	6-18	.333	2-4	.500	7	1.8	5-0	4	10	2	4	40	10.0

Missy Anderson #20

Year	G-GS	Min-Avg	FG-FGA	Pct	3P-3PA	Pct	FT-FTA	Pct	Reb	Avg	PF-FO	AST	TO	BS	ST	Pts	Avg
1990-91	18-1	88-4.9	6-25	.240	0-2	.000	1-4	.250	7	0.4	6-0	3	10	0	4	13	0.7
1991-92	28-17	481-17.2	23-65	.354	2-8	.250	19-30	.633	47	1.7	38-1	29	47	0	30	67	2.4
1992-93	27-26	849-31.4	56-157	.357	6-23	.261	43-63	.683	105	3.9	61-0	102	90	0	63	161	6.0
1993-94	27-27	662-24.5	44-130	.338	12-43	.279	24-41	.585	66	2.4	46-0	90	51	2	51	124	4.6
Career	100-71	2080-20.8	129-377	.342	20-76	.263	87-138	.630	225	2.3	151-1	224	198	2	148	365	3.7

Paula Anderson #4

Year	G-GS	Min-Avg	FG-FGA	Pct	3P-3PA	Pct	FT-FTA	Pct	Reb	Avg	PF-FO	AST	TO	BS	ST	Pts	Avg
1984-85	25-0	234-9.4	19-44	.432	0-0	.000	17-25	.680	47	1.9	27-0	15	23	3	5	55	2.2
1985-86	30-27	809-27.0	98-222	.441	0-0	.000	37-60	.617	148	4.9	92-3	71	89	7	36	233	7.8
1986-87	26-25	762-29.3	101-231	.437	0-0	.000	30-47	.638	139	5.3	58-1	44	74	2	23	232	8.9
1987-88	28-28	879-31.4	104-276	.377	6-17	.353	52-71	.732	132	4.7	89-5	110	90	12	36	266	9.5
Career	109-80	2684-24.6	322-773	.417	6-17	.353	136-203	.670	466	4.3	266-9	240	276	24	100	786	7.2

Missy Ayotte #35

Year	G-GS	Min-Avg	FG-FGA	Pct	3P-3PA	Pct	FT-FTA	Pct	Reb	Avg	PF-FO	AST	TO	BS	ST	Pts	Avg
1989-90	2-0	19-9.5	0-2	.000	0-0	.000	0-0	.000	3	1.5	1-0	2	0	0	0	0	0.0
Career	2-0	19-9.5	0-2	.000	0-0	.000	0-0	.000	3	1.5	1-0	2	0	0	0	0	0.0

Azana Baines #11

Year	G-GS	Min-Avg	FG-FGA	Pct	3P-3PA	Pct	FT-FTA	Pct	Reb	Avg	PF-FO	AST	TO	BS	ST	Pts	Avg
2019-20	29-4	430-14.8	49-133	.368	5-29	.172	35-54	.648	92	3.2	43-0	23	46	14	16	138	4.8
Career	29-4	430-14.8	49-133	.368	5-29	.172	35-54	.648	92	3.2	43-0	23	46	14	16	138	4.8

Robin Baker #10

Year	G-GS	Min-Avg	FG-FGA	Pct	3P-3PA	Pct	FT-FTA	Pct	Reb	Avg	PF-FO	AST	TO	BS	ST	Pts	Avg
1988-89	25-24	824-33.0	61-157	.389	13-31	.419	42-56	.750	72	2.9	61-1	101	79	2	27	177	7.1
1989-90	4-0	24-6.0	3-8	.375	0-1	.000	1-3	.333	1	0.3	1-0	1	1	0	1	7	1.8
1990-91	28-26	877-31.3	53-171	.310	11-61	.180	70-92	.761	85	3.0	68-2	81	85	1	36	187	6.7
1991-92	25-20	717-28.7	94-238	.395	34-89	.382	66-86	.767	68	2.7	52-0	69	76	2	32	288	11.5
Career	82-70	2442-29.8	211-574	.368	58-182	.319	179-237	.755	226	2.8	182-3	252	241	5	96	659	8.0

Alison Bales #43

Year	G-GS	Min-Avg	FG-FGA	Pct	3P-3PA	Pct	FT-FTA	Pct	Reb	Avg	PF-FO	AST	TO	BS	ST	Pts	Avg
2003-04	24-0	237-9.9	29-52	.558	0-0	.000	20-29	.690	67	2.8	30-0	13	19	29	6	78	3.3
2004-05	36-33	876-24.3	106-221	.480	1-1	1.000	63-94	.670	236	6.6	73-0	67	35	134	17	276	7.7
2005-06	35-23	731-20.9	113-215	.526	0-0	.000	92-117	.786	236	6.7	64-0	40	44	120	42	318	9.1
2006-07	34-34	990-29.1	142-306	.464	1-2	.500	118-159	.742	265	7.8	79-1	67	68	151	39	403	11.9
Career	129-90	2834-22.0	390-794	.491	2-3	.667	293-399	.734	804	6.2	246-1	187	166	434	104	1075	8.3

Mistie Bass #1

Year	G-GS	Min-Avg	FG-FGA	Pct	3P-3PA	Pct	FT-FTA	Pct	Reb	Avg	PF-FO	AST	TO	BS	ST	Pts	Avg
2002-03	37-15	594-16.1	89-181	.492	0-0	.000	78-115	.678	138	3.7	76-2	28	38	26	24	256	6.9
2003-04	34-34	776-22.8	132-216	.611	0-0	.000	77-122	.631	182	5.4	84-0	26	51	42	31	341	10.0
2004-05	36-36	975-27.1	176-327	.538	0-1	.000	68-111	.613	258	7.2	79-0	64	63	30	41	420	11.7
2005-06	35-35	867-24.8	160-259	.618	0-0	.000	72-111	.649	222	6.3	75-1	57	69	33	31	392	11.2
Career	142-120	3212-22.6	557-983	.567	0-1	.000	295-459	.643	800	5.6	314-3	175	221	131	127	1409	9.9

Alana Beard #20

Year	G-GS	Min-Avg	FG-FGA	Pct	3P-3PA	Pct	FT-FTA	Pct	Reb	Avg	PF-FO	AST	TO	BS	ST	Pts	Avg
2000-01	30-30	893-29.8	194-379	.512	10-51	.196	111-141	.787	136	4.5	86-4	113	81	30	106	509	17.0
2001-02	35-35	1164-33.1	275-481	.572	25-66	.379	119-158	.753	213	6.1	88-2	154	93	25	114	694	19.8
2002-03	37-37	1161-31.4	294-558	.527	24-85	.282	201-259	.776	256	6.9	98-0	110	87	48	104	813	22.0
2003-04	34-34	1067-31.4	242-488	.496	36-115	.313	151-194	.778	184	5.4	74-0	132	76	46	80	671	19.7
Career	136-136	4285-31.5	1005-1906	.527	95-317	.300	582-752	.774	789	5.8	346-6	509	337	149	404	2687	19.8

Lynnee Belton #34

Year	G-GS	Min-Avg	FG-FGA	Pct	3P-3PA	Pct	FT-FTA	Pct	Reb	Avg	PF-FO	AST	TO	BS	ST	Pts	Avg
2014-15	8-0	66-8.3	11-17	.647	0-0	.000	8-13	.615	18	2.3	12-0	2	11	3	1	30	3.8
2015-16	20-4	211-10.6	22-52	.423	0-0	.000	10-17	.588	60	3.0	27-0	11	29	2	11	54	2.7
2016-17	29-0	187/6.4	12-34	.353	0-0	.000	21-37	.568	50	1.7	28-0	8	26	4	5	45	1.6
Career	57-4	464-8.1	45-103	.437	0-0	.000	39-67	.582	128	2.2	65-0	21	66	9	17	129	2.3

Betsy Bergeron #40

Year	G-GS	Min-Avg	FG-FGA	Pct	3P-3PA	Pct	FT-FTA	Pct	Reb	Avg	PF-FO	AST	TO	BS	ST	Pts	Avg
1977-78	19-6	---	11-42	.262	0-0	.000	8-12	.667	30	1.6	0-0	33	0	0	0	30	1.6
1978-79	16-1	---	10-27	.370	0-0	.000	0-5	.000	7	0.4	8-0	9	0	0	0	20	1.3
Career	35-7	---	21-69	.304	0-0	.000	8-17	.471	37	1.1	8-0	42	0	0	0	50	1

Chante Black #11

Year	G-GS	Min-Avg	FG-FGA	Pct	3P-3PA	Pct	FT-FTA	Pct	Reb	Avg	PF-FO	AST	TO	BS	ST	Pts	Avg
2004-05	34-3	641-18.9	87-165	.527	0-0	.000	36-70	.514	260	7.6	64-0	39	57	46	28	210	6.2
2005-06	34-12	636-18.7	109-202	.540	0-0	.000	49-84	.583	208	6.1	90-1	20	57	65	28	267	7.9
2006-07		Medical Redshirt															
2007-08	35-35	953-27.2	191-364	.525	0-0	.000	112-144	.778	249	7.1	84-1	49	77	81	49	494	14.1
2008-09	33-33	949-28.8	178-366	.486	0-3	.000	111-153	.725	278	8.4	75-3	49	85	69	47	467	14.2
Career	136-83	3179-23.4	565-1097	.515	0-3	.000	308-451	.683	995	7.3	313-5	157	276	261	152	1438	10.6

Payton Black #33

Year	G-GS	Min-Avg	FG-FGA	Pct	3P-3PA	Pct	FT-FTA	Pct	Reb	Avg	PF-FO	AST	TO	BS	ST	Pts	Avg
1995-96	33-0	625-18.9	132-231	.571	0-0	.000	86-133	.647	170	5.2	94-3	19	63	23	20	350	10.6
1996-97	29-29	798-27.5	160-310	.516	0-0	.000	78-117	.667	172	5.9	91-2	47	59	27	32	398	13.7
1997-98	30-19	594-19.8	124-227	.546	0-0	.000	67-112	.598	107	3.6	65-0	24	57	25	21	315	10.5
1998-99	35-1	412-11.6	94-168	.560	0-1	.000	61-81	.753	92	2.6	61-2	14	33	3	13	249	7.1
Career	127-49	2429-19.1	510-936	.545	0-1	.000	292-443	.659	541	4.3	311-7	104	212	78	86	1312	10.3

Zeki Blanding #22

Year	G-GS	Min-Avg	FG-FGA	Pct	3P-3PA	Pct	FT-FTA	Pct	Reb	Avg	PF-FO	AST	TO	BS	ST	Pts	Avg
1991-92	24-0	207-8.6	51-117	.436	0-0	.000	17-25	.680	42	1.8	30-0	3	22	9	7	119	5.0
1992-93	24-8	501-20.9	118-242	.488	0-0	.000	13-33	.394	117	4.9	73-6	10	37	23	18	249	10.4
1993-94	27-17	449-16.6	98-215	.456	0-0	.000	22-47	.468	122	4.5	56-0	16	46	20	18	218	8.1
1994-95	25-0	236-9.4	46-97	.474	0-0	.000	22-40	.550	71	2.8	36-0	7	21	10	7	114	4.6
Career	100-25	1393-13.9	313-671	.466	0-0	.000	74-145	.510	352	3.5	195-6	36	126	62	50	700	7.0

Joanne Boyle #23

Year	G-GS	Min-Avg	FG-FGA	Pct	3P-3PA	Pct	FT-FTA	Pct	Reb	Avg	PF-FO	AST	TO	BS	ST	Pts	Avg
1981-82	20-1	---	9-32	.281	0-0	.000	3-7	.429	19	1.0	13-0	3	0	0	0	21	1.1
1982-83	20-1	74-3.7	26-69	.377	0-0	.000	14-21	.667	41	2.1	23-1	11	11	1	10	66	3.3
1983-84	27-3	449-16.6	56-155	.361	0-0	.000	41-55	.745	82	3.0	51-1	34	50	5	28	153	5.7
1984-85	27-4	770-28.5	151-317	.476	0-0	.000	59-90	.656	85	3.1	86-5	80	78	19	75	361	13.4
Career	94-9	1293-17.5	242-573	.422	0-0	.000	117-173	.676	227	2.4	173-7	128	139	25	113	601	6.4

Mikayla Boykin #12

Year	G-GS	Min-Avg	FG-FGA	Pct	3P-3PA	Pct	FT-FTA	Pct	Reb	Avg	PF-FO	AST	TO	BS	ST	Pts	Avg
2017-18	10-8	240-24.0	15-53	.283	6-18	.333	10-14	.714	32	3.2	17-0	32	20	0	12	46	4.6
2018-19	8-5	236-29.5	31-75	.413	7-26	.269	6-10	.600	33	4.1	11-0	36	27	0	16	75	9.4
2019-20	17-0	344-20.2	50-111	.450	17-42	.405	3-5	.600	32	1.9	22-0	50	33	1	22	120	7.1
2020-21	2-0	40-20.0	2-14	.143	2-7	.286	4-4	1.000	9	4.5	4-0	3	6	0	6	10	5.0
Career	37-13	860-23.2	98-253	.387	32-93	.344	23-33	.697	106	2.9	54-0	121	86	1	56	251	6.8

Susan Brandau #31

Year	G-GS	Min-Avg	FG-FGA	Pct	3P-3PA	Pct	FT-FTA	Pct	Reb	Avg	PF-FO	AST	TO	BS	ST	Pts	Avg
1991-92	26-5	299-11.5	10-24	.417	1-2	.500	11-25	.440	23	0.9	27-1	36	44	1	13	32	1.2
1992-93	27-1	310-11.5	13-30	.433	2-4	.500	12-23	.522	29	1.1	39-0	50	46	2	36	40	1.5
1993-94	10-0	66-6.6	4-9	.444	0-1	.000	2-2	1.000	8	0.8	4-0	9	7	0	6	10	1.0
1994-95	28-2	290-10.4	5-19	.263	2-7	.286	9-11	.818	24	0.9	22-1	42	35	0	16	21	0.8
Career	91-8	965-10.6	32-82	.390	5-14	.357	34-61	.557	84	0.9	92-2	137	132	3	71	103	1.1

Katie Brodnik #30

Year	G-GS	Min-Avg	FG-FGA	Pct	3P-3PA	Pct	FT-FTA	Pct	Reb	Avg	PF-FO	AST	TO	BS	ST	Pts	Avg
1995-96	13-0	82-6.3	2-10	.200	0-0	.000	0-1	.000	10	0.8	6-0	8	6	3	4	4	0.3
1996-97	10-0	34-3.4	3-7	.429	0-0	.000	1-3	.333	6	0.6	2-0	2	3	0	1	7	0.7
Career	23-0	116-5.0	5-7	.294	0-0	.000	1-4	.250	16	0.7	8-0	10	9	3	5	11	0.5

LaNedra Brown #32

Year	G-GS	Min-Avg	FG-FGA	Pct	3P-3PA	Pct	FT-FTA	Pct	Reb	Avg	PF-FO	AST	TO	BS	ST	Pts	Avg
1999-00	18-0	133-7.4	18-29	.621	0-0	.000	5-12	.417	26	1.4	20-0	5	14	8	4	41	2.3
2000-01	17-0	122-6.6	19-30	.633	0-0	.000	11-17	.647	32	1.9	22-0	1	12	1	5	49	2.9
Career	35-0	245-7.0	37-59	.627	0-0	.000	16-29	.552	58	1.7	42-0	6	26	9	9	90	2.6

Lexie Brown #4

Year	G-GS	Min-Avg	FG-FGA	Pct	3P-3PA	Pct	FT-FTA	Pct	Reb	Avg	PF-FO	AST	TO	BS	ST	Pts	Avg
2016-17	34-34	1153-33.9	210-430	.488	73-183	.399	129-139	.928	126	3.7	51-0	131	92	1	96	622	18.3
2017-18	33-33	1165-35.3	221-477	.463	69-186	.371	130-157	.828	145	4.4	60-1	146	102	5	122	641	19.4
Career	67-67	2318-34.6	431-907	.475	142-369	.385	259-296	.875	271	4.0	111-1	277	194	6	218	1263	18.9

Shaeeta Brown #32

Year	G-GS	Min-Avg	FG-FGA	Pct	3P-3PA	Pct	FT-FTA	Pct	Reb	Avg	PF-FO	AST	TO	BS	ST	Pts	Avg
1993-94	19-0	139-7.3	17-37	.459	0-1	.000	13-25	.520	17	0.9	15-0	13	19	0	12	47	2.5
1994-95	29-0	339-11.7	33-73	.452	0-1	.000	11-33	.333	59	2.0	31-0	38	25	1	20	77	2.7
1996-97	13-1	78-6.0	4-11	.364	0-0	.000	0-1	.000	9	0.7	6-0	6	7	0	3	8	0.6
1997-98	19-1	131-6.9	10-28	.357	0-1	.000	2-7	.286	24	1.3	5-0	5	11	0	7	22	1.2
Career	80-2	687-8.6	64-149	.430	0-3	.000	26-66	.394	109	1.4	57-0	62	62	1	42	154	1.9

Peppi Browne #10

Year	G-GS	Min-Avg	FG-FGA	Pct	3P-3PA	Pct	FT-FTA	Pct	Reb	Avg	PF-FO	AST	TO	BS	ST	Pts	Avg
1996-97	30-15	742-24.7	69-161	.429	6-27	.222	65- 87	.747	122	4.1	60-3	64	61	9	43	209	7.0
1997-98	32-32	875-27.3	136-253	.538	1-5	.200	70-109	.642	197	6.2	90-3	54	93	6	61	343	10.7
1998-99	35-33	882-25.2	112-240	.467	3-10	.300	79-111	.712	222	6.3	66-1	66	90	14	52	306	8.7
1999-00	20-20	616-30.8	100-211	.474	1-6	.167	73-92	.793	136	6.8	46-1	50	61	10	61	274	13.7
Career	117-100	3115-26.6	417-865	.482	11-48	.229	287-399	.719	677	5.8	262-8	234	305	39	217	1132	9.7

Liz Bulger #31, 34

Year	G-GS	Min-Avg	FG-FGA	Pct	3P-3PA	Pct	FT-FTA	Pct	Reb	Avg	PF-FO	AST	TO	BS	ST	Pts	Avg
1977-78	20-8	---	27-88	.307	0-0	.000	11-37	.297	105	5.3	0-0	8	0	0	0	65	3.3
1978-79	22-1	---	27-75	.360	0-0	.000	11-32	.344	79	3.6	34-0	7	0	0	0	65	3.0
Career	42-9	---	54-163	.331	0-0	.000	22-69	.319	184	4.4	34-0	15	0	0	0	130	3.1

Sierra Calhoun #4

Year	G-GS	Min-Avg	FG-FGA	Pct	3P-3PA	Pct	FT-FTA	Pct	Reb	Avg	PF-FO	AST	TO	BS	ST	Pts	Avg
2014-15	13-13	389-29.9	38-121	.314	18-62	.290	37-42	.881	49	3.8	25-0	18	29	3	14	131	10.1
Career	13-13	389-29.9	38-121	.314	18-62	.290	37-42	.881	49	3.8	25-0	18	19	3	14	131	10.1

Tracy Carter #15

Year	G-GS	Min-Avg	FG-FGA	Pct	3P-3PA	Pct	FT-FTA	Pct	Reb	Avg	PF-FO	AST	TO	BS	ST	Pts	Avg
1988-89	8-0	13-1.6	0-0	.000	0-0	.000	0-0	.000	2	.3	3-0	0	1	0	0	0	0
Career	8-0	13-1.6	0-0	.000	0-0	.000	0-0	.000	2	.3	3-0	0	1	0	0	0	0

Joy Cheek #21

Year	G-GS	Min-Avg	FG-FGA	Pct	3P-3PA	Pct	FT-FTA	Pct	Reb	Avg	PF-FO	AST	TO	BS	ST	Pts	Avg
2006-07	33-0	519-15.7	64-142	.451	0-4	.000	48-64	.750	127	3.8	66-0	16	53	4	27	176	5.3
2007-08	35-24	783-22.3	138-269	.513	11-26	.423	47-69	.681	184	5.3	104-4	26	68	11	43	334	5.5
2008-09	33-16	720-21.8	111-284	.391	12-45	.267	47-67	.701	156	4.7	96-1	30	70	12	42	281	8.5
2009-10	36-36	986-27.1	137-364	.376	16-49	.327	67-98	.684	212	5.9	79-1	46	93	20	53	357	9.9
Career	137-76	2998-21.1	450-1059	.425	39-124	.315	209-298	.701	679	5.0	345-6	118	284	47	165	1148	8.4

Jennifer Chestnut #42

Year	G-GS	Min-Avg	FG-FGA	Pct	3P-3PA	Pct	FT-FTA	Pct	Reb	Avg	PF-FO	AST	TO	BS	ST	Pts	Avg
1980-81	22-5	314-14.3	57-105	.542	----	----	17-46	.369	103	4.6	44-0	3	37	9	15	131	6.9
1981-82	29-20	722-24.9	117-264	.443	----	----	54-100	.540	250	8.3	81-4	16	55	16	32	288	9.9
1982-83	22-20	325-23.2	130-249	.522	----	----	49-80	.613	163	7.4	59-2	27	34	5	16	309	14.0
1983-84	27-27	809-30.0	119-266	.447	----	----	57-116	.491	231	8.6	81-6	37	78	7	54	29	10.9
Career	100-74	2170-21.7	423-884	.479	----	----	177-342	.518	737	7.4	265-12	82	204	37	117	1023	10.2

Oderah Chidom #22

Year	G-GS	Min-Avg	FG-FGA	Pct	3P-3PA	Pct	FT-FTA	Pct	Reb	Avg	PF-FO	AST	TO	BS	ST	Pts	Avg
2013-14	35-1	502-14.3	76-126	.603	0-0	.000	49-84	.583	139	4.0	59-0	13	50	29	20	201	5.7
2014-15	21-6	406-19.3	77-136	.566	0-0	.000	24-35	.686	105	5.0	52-0	39	43	18	21	178	8.5
2015-16	32-25	774-24.2	124-232	.534	0-1	.000	58-98	.592	208	6.5	75-3	39	81	39	36	306	9.6
2016-17	34-23	755-22.2	124-230	.539	1-3	.333	28-52	.538	177	5.2	79-0	50	75	67	38	277	8.1
Career	122-55	2437-20.0	401-724	.554	1-4	.250	159-269	.591	629	5.2	265-3	141	249	153	115	962	7.9

Karima Christmas #13

Year	G-GS	Min-Avg	FG-FGA	Pct	3P-3PA	Pct	FT-FTA	Pct	Reb	Avg	PF-FO	AST	TO	BS	ST	Pts	Avg
2007-08	30-0	317-10.6	50-96	.521	0-6	.000	23-39	.590	78	2.6	32-0	15	19	5	24	123	4.1
2008-09	32-2	616-19.3	84-170	.494	17-37	.459	54-83	.651	135	4.2	53-1	32	35	8	44	239	7.5
2009-10	36-18	922-25.6	121-281	.431	24-84	.286	81-113	.717	189	5.3	80-0	53	49	26	79	347	9.6
2010-11	36-35	949-26.4	107-285	.375	15-71	.211	114-163	.699	227	6.3	73-0	60	76	13	57	343	9.5
Career	134-55	2804-20.9	362-832	.435	56-198	.283	272-398	.683	628	4.7	238-1	160	179	42	204	1052	7.9

Tracy Christopher #33

Year	G-GS	Min-Avg	FG-FGA	Pct	3P-3PA	Pct	FT-FTA	Pct	Reb	Avg	PF-FO	AST	TO	BS	ST	Pts	Avg
1985-86	23-0	179-7.8	26-55	.473	0-0	.000	13-22	.591	58	2.5	30-1	3	13	0	9	65	2.8
1986-87	27-2	257-9.5	23-53	.434	0-0	.000	13-24	.542	63	2.3	38-0	23	27	1	9	59	2.2
1987-88	28-5	355-12.7	30-66	.455	0-0	.000	10-26	.385	82	2.6	47-1	9	32	8	25	70	2.5
1988-89	28-28	882-31.5	95-189	.503	0-0	.000	49-86	.570	270	9.6	73-3	56	96	3	47	239	8.5
Career	106-35	1673-15.8	174-363	.479	0-0	.000	85-158	.538	473	4.5	188-5	91	168	12	90	433	4.1

Jada Claude #4

Year	G-GS	Min-Avg	FG-FGA	Pct	3P-3PA	Pct	FT-FTA	Pct	Reb	Avg	PF-FO	AST	TO	BS	ST	Pts	Avg
2019-20	18-3	174-9.7	11-37	.297	0-2	.000	8-14	.571	43	2.4	23-0	6	10	2	9	30	1.7
2020-21	4-0	60-15.0	6-10	.600	1-3	.333	1-1	1.000	16	4.0	7-0	0	2	1	1	14	3.5
Career	22-3	234-10.6	17-47	.362	1-5	.200	9-15	.600	59	2.7	30-0	6	12	3	10	44	2.0

Windsor Coggeshall #15

Year	G-GS	Min-Avg	FG-FGA	Pct	3P-3PA	Pct	FT-FTA	Pct	Reb	Avg	PF-FO	AST	TO	BS	ST	Pts	Avg
1993-94	20-0	184-9.2	22-63	.349	3-14	.214	5-6	.833	25	1.3	16-0	19	14	2	13	52	3.6
1994-95	24-0	271-11.3	38-103	.369	11-42	.262	11-16	.688	32	1.3	19-0	18	20	5	11	98	4.1
1995-96	25-16	567-22.7	74-173	.428	24-56	.429	4-9	.444	77	3.1	31-0	64	47	8	16	176	7.0
1999-97	27-15	408-15.1	46-105	.438	11-39	.282	0-1	.000	33	1.2	15-0	24	26	0	10	103	3.8
Career	96-31	1430-14.9	180-444	.405	49-151	.325	20-32	.625	167	1.7	81-0	125	107	15	50	429	4.5

Heather Conway #23

Year	G-GS	Min-Avg	FG-FGA	Pct	3P-3PA	Pct	FT-FTA	Pct	Reb	Avg	PF-FO	AST	TO	BS	ST	Pts	Avg
1980-81	5-1	---	13-23	.565	0-0	.000	11-21	.524	28	5.6	14-0	0	0	0	0	37	7.4
Career	5-1	---	13-23	.565	0-0	.000	11-21	.524	28	5.6	14-0	0	0	0	0	37	7.4

Kendall Cooper #21

Year	G-GS	Min-Avg	FG-FGA	Pct	3P-3PA	Pct	FT-FTA	Pct	Reb	Avg	PF-FO	AST	TO	BS	ST	Pts	Avg
2013-14	31-0	247-8.0	28-61	.459	0-2	.000	9-21	.429	61	2.0	61-0	8	19	30	5	65	2.1
2014-15	34-7	479-14.1	49-117	.419	0-3	.000	37-62	.597	126	3.7	60-1	30	55	24	18	135	4.0
2015-16	11-2	155-14.1	19-38	.500	0-1	.000	3-8	.375	40	3.6	20-1	14	8	13	8	41	3.7
2016-17	34-23	664-19.5	94-173	.543	1-3	.333	30-46	.652	158	4.6	80-0	41	56	52	37	219	6.4
Career	110-32	1545/14.0	190-389	.488	1-9	.111	79-137	.577	385	3.5	221-2	93	138	119	68	460	4.2

Jenny Copeland #12

Year	G-GS	Min-Avg	FG-FGA	Pct	3P-3PA	Pct	FT-FTA	Pct	Reb	Avg	PF-FO	AST	TO	BS	ST	Pts	Avg
1981-82	13-0	---	1-5	.200	0-0	.000	1-3	.333	3	0.2	3-0	2	0	0	0	3	.2
Career	13-0	---	1-5	.200	0-0	.000	1-3	.333	3	0.2	3-0	2	0	0	0	3	.2

Rayah Craig #23

Year	G-GS	Min-Avg	FG-FGA	Pct	3P-3PA	Pct	FT-FTA	Pct	Reb	Avg	PF-FO	AST	TO	BS	ST	Pts	Avg
2018-19	9-1	89-9.9	9-21	.429	4-10	.400	3-4	.750	11	1.2	12-1	5	11	1	5	25	2.8
Career	9-1	89-9.9	9-21	.429	4-10	.400	3-4	.750	11	1.2	12-1	5	11	1	5	25	2.8

Rometra Craig #5

Year	G-GS	Min-Avg	FG-FGA	Pct	3P-3PA	Pct	FT-FTA	Pct	Reb	Avg	PF-FO	AST	TO	BS	ST	Pts	Avg
2000-01	33-4	616-18.7	91-241	.378	34-62	.297	34-62	.548	71	2.2	57-0	40	65	2	36	238	7.2
2001-02	7-1	100-14.3	14-40	.350	7-12	.100	7-12	.583	12	1.7	20-0	9	11	1	9	36	5.1
Career	40-5	716-17.9	105-281	.374	41-74	.274	41-74	.554	83	2.1	77-0	49	76	3	45	274	6.9

Monique Currie #25

Year	G-GS	Min-Avg	FG-FGA	Pct	3P-3PA	Pct	FT-FTA	Pct	Reb	Avg	PF-FO	AST	TO	BS	ST	Pts	Avg
2001-02	35-22	971-27.7	178-360	.494	8-34	.235	138-179	.771	209	6.0	87-2	90	90	24	50	502	14.3
2002-03	Medical Redshirt																
2003-04	34-34	943-27.7	151-318	.475	10-42	.238	105-139	.755	208	6.1	103-4	101	83	28	53	417	12.6
2004-05	36-36	1127-31.3	218-489	.446	26-82	.317	168-215	.781	254	7.1	85-2	123	109	14	77	630	17.5
2005-06	35-35	972-27.8	202-425	.475	42-100	.420	127-155	.819	203	5.8	83-0	99	69	9	48	573	16.4
Career	140-127	4013-28.7	749-1592	.470	86-258	.333	538-688	.782	874	6.2	358-8	413	351	75	228	2122	15.2

Ali Day #52

Year	G-GS	Min-Avg	FG-FGA	Pct	3P-3PA	Pct	FT-FTA	Pct	Reb	Avg	PF-FO	AST	TO	BS	ST	Pts	Avg
1992-93	26-8	525-20.2	56-109	.514	0-1	.000	36-48	.750	95	3.7	58-1	24	60	5	20	148	5.7
1993-94	25-11	529-21.2	78-128	.609	0-1	.000	44-52	.846	97	3.9	39-0	18	37	2	25	200	8.0
1994-95	31-31	1012-32.6	190-342	.556	16-27	.593	103-124	.831	204	6.6	84-1	46	96	2	28	499	16.1
1995-96	33-33	975-29.5	149-302	.493	44-111	.396	46-63	.730	221	6.7	74-2	68	87	12	37	388	11.8
Career	115-83	3041-26.4	473-881	.537	60-140	.429	229-287	.798	617	5.4	255-4	156	280	21	110	1235	10.7

Vanessa de Jesus #2

Year	G-GS	Min-Avg	FG-FGA	Pct	3P-3PA	Pct	FT-FTA	Pct	Reb	Avg	PF-FO	AST	TO	BS	ST	Pts	Avg
2020-21	4-4	134-33.5	18-33	.545	6-12	.500	6-10	.600	15	3.8	6-0	15	8	1	0	48	12.0
Career	4-4	134-33.5	18-33	.545	6-12	.500	6-10	.600	15	3.8	6-0	15	8	1	0	48	12.0

Leslie Earnhardt #21

Year	G-GS	Min-Avg	FG-FGA	Pct	3P-3PA	Pct	FT-FTA	Pct	Reb	Avg	PF-FO	AST	TO	BS	ST	Pts	Avg
1978-79	20-20	---	101-209	.483	0-0	.0	17-23	.739	115	5.8	34-0	37	0	0	0	219	11.0
1979-80	27-18	---	80-184	.435	0-0	.0	24-48	.632	123	4.6	45-0	23	0	0	0	184	6.8
Career	47-38	---	181-393	.461	0-0	.0	41-61	.672	238	5.1	79-0	60	0	0	0	403	8.6

Ruth Ellis #42

Year	G-GS	Min-Avg	FG-FGA	Pct	3P-3PA	Pct	FT-FTA	Pct	Reb	Avg	PF-FO	AST	TO	BS	ST	Pts	Avg
1977-78	20-15	---	58-156	.372	0-0	.000	48-64	.750	76	3.8	0-0	20	0	0	0	164	8.2
Career	20-15	---	58-156	.372	0-0	.000	48-64	.750	76	3.8	0-0	20	0	0	0	164	8.2

Nicole Erickson #22

Year	G-GS	Min-Avg	FG-FGA	Pct	3P-3PA	Pct	FT-FTA	Pct	Reb	Avg	PF-FO	AST	TO	BS	ST	Pts	Avg
1997-98	32-31	1017-31.8	129-321	.402	60-156	.385	92-105	.876	88	2.8	59-1	104	80	5	39	410	12.8
1998-99	34-28	974-28.6	123-288	.427	62-153	.405	69-78	.885	108	3.2	79-3	108	65	2	27	377	11.1
Career	66-59	1991-30.2	252-609	.414	122-309	.395	161-183	.880	196	3.0	138-4	212	145	7	66	787	11.9

Valerie Evans #30

Year	G-GS	Min-Avg	FG-FGA	Pct	3P-3PA	Pct	FT-FTA	Pct	Reb	Avg	PF-FO	AST	TO	BS	ST	Pts	Avg
1990-1991	26-0	149-5.7	16-28	.571	0-0	.000	7-11	.636	44	1.7	12-0	5	16	0	0	39	1.5
1992-1993	25-25	670-26.8	85-214	.397	0-1	.000	75-101	.743	153	6.1	64-2	21	43	11	14	245	9.8
1993-1994	18-6	193-10.7	22-59	.373	0-1	.000	14-23	.609	38	2.1	20-0	12	12	2	5	58	3.2
Career	69-31	1012-14.7	123-301	.409	0-2	.000	96-135	.711	235	3.4	96-2	38	71	13	19	342	5.0

Stephanie Fagerberg #21

Year	G-GS	Min-Avg	FG-FGA	Pct	3P-3PA	Pct	FT-FTA	Pct	Reb	Avg	PF-FO	AST	TO	BS	ST	Pts	Avg
1977-78	10-1	---	2-15	.133	0-0	.000	5-10	.500	5	0.5	0-0	0	0	0	0	9	0.9
Career	10-1	---	2-15	.133	0-0	.000	5-10	.500	5	0.5	0-0	0	0	0	0	9	0.9

Bego Faz Davalos #21

Year	G-GS	Min-Avg	FG-FGA	Pct	3P-3PA	Pct	FT-FTA	Pct	Reb	Avg	PF-FO	AST	TO	BS	ST	Pts	Avg
2017-18	31-11	350-11.3	25-48	.521	0-0	.000	5-14	.357	82	2.6	24-0	26	30	23	9	55	1.8
Career	31-11	350-11.3	25-48	.521	0-0	.000	5-14	.357	82	2.6	24-0	26	30	23	9	55	1.8

Dade Fletcher #32

Year	G-GS	Min-Avg	FG-FGA	Pct	3P-3PA	Pct	FT-FTA	Pct	Reb	Avg	PF-FO	AST	TO	BS	ST	Pts	Avg
1987-88	14-0	40-2.9	3-4	.750	0-0	.000	6-9	.667	5	0.4	3-0	0	3	0	0	12	0.9
Career	14-0	40-2.9	3-4	.750	0-0	.000	6-9	.667	5	0.4	3-0	0	3	0	0	12	0.9

Jessica Foley #24

Year	G-GS	Min-Avg	FG-FGA	Pct	3P-3PA	Pct	FT-FTA	Pct	Reb	Avg	PF-FO	AST	TO	BS	ST	Pts	Avg
2002-03	32-0	246-13.3	61-147	.415	30-86	.349	22-26	.846	67	2.1	36-1	62	32	2	18	174	5.4
2003-04	34-0	563-16.6	66-190	.347	38-116	.328	17-20	.850	66	1.9	58-1	67	41	6	34	187	5.5
2004-05	34-32	1036-30.5	124-318	.390	68-191	.356	55-69	.797	137	4.0	74-2	122	73	9	64	371	10.9
2005-06	35-0	565-16.1	71-160	.444	39-97	.402	16-19	.842	57	1.6	47-1	59	47	3	28	197	5.6
Career	135-32	2590-19.2	322-815	.395	175-490	.357	110-134	.821	327	2.4	215-5	310	193	20	144	929	6.9

Jennifer Forte #34

Year	G-GS	Min-Avg	FG-FGA	Pct	3P-3PA	Pct	FT-FTA	Pct	Reb	Avg	PF-FO	AST	TO	BS	ST	Pts	Avg
1996-97	18-2	136-7.6	8-26	.308	0-0	.000	23-34	.676	40	2.2	29-0	4	19	1	4	39	2.2
1997-98	4-0	9-2.3	1-1	1.000	0-0	.000	0-0	.000	1	0.3	0-0	0	2	0	0	2	0.5
Career	22-2	145-6.6	9-27	.333	0-0	.000	23-34	.676	41	1.9	29-0	4	21	1	4	41	1.9

Kathy Friend #34

Year	G-GS	Min-Avg	FG-FGA	Pct	3P-3PA	Pct	FT-FTA	Pct	Reb	Avg	PF-FO	AST	TO	BS	ST	Pts	Avg
1977-78	14-8	---	50-125	.400	0-0	.000	10-13	.769	26	1.9	0-0	9	0	0	0	110	7.9
1978-79	10-0	---	5-23	.217	0-0	.000	0-0	.000	18	1.8	2-0	3	0	0	0	10	1.0
Career	24-8	---	55-148	.372	0-0	.000	10-13	.769	44	1.8	2-0	12	0	0	0	120	5.0

Jenna Frush #35

Year	G-GS	Min-Avg	FG-FGA	Pct	3P-3PA	Pct	FT-FTA	Pct	Reb	Avg	PF-FO	AST	TO	BS	ST	Pts	Avg
2011-12	9-0	26-2.9	1-5	.200	1-5	.200	2-2	1.000	2	0.2	0-0	0	2	0	1	5	0.6
2012-13	15-0	31-2.1	1-5	.200	1-5	.200	0-0	.000	5	0.3	1-0	1	2	0	0	3	0.2
2013-14	10-0	27-2.7	1-5	.200	1-5	.200	0-0	.000	1	0.1	2-0	2	2	0	0	3	0.3
2014-15	15-1	33-2.2	1-5	.200	1-3	.333	6-10	.600	6	0.4	1-0	1	2	0	1	9	0.6
Career	49-1	117-2.4	4-20	.200	4-18	.222	8-12	.667	14	0.3	4-0	4	8	0	2	20	0.4

Carrem Gay #30

Year	G-GS	Min-Avg	FG-FGA	Pct	3P-3PA	Pct	FT-FTA	Pct	Reb	Avg	PF-FO	AST	TO	BS	ST	Pts	Avg
2005-06	26-0	229-8.8	40-64	.625	0-0	.000	16-25	.640	62	2.4	21-0	8	17	13	20	96	3.7
2006-07	34-34	791-23.3	122-210	.581	0-0	.000	55-74	.743	198	5.8	86-2	35	70	21	48	299	8.8
2007-08	35-11	676-19.3	96-201	.478	0-6	.000	40-67	.597	178	5.8	79-1	33	54	23	56	232	6.6
2008-09	33-28	673-20.4	89-198	.449	5-15	.333	36-52	.692	168	5.1	67-0	25	49	23	56	219	6.6
Career	128-73	2369-18.5	347-673	.516	5-21	.238	147-218	.674	606	5.1	253-3	101	190	80	180	846	6.6

Lello Gebisa #20

Year	G-GS	Min-Avg	FG-FGA	Pct	3P-3PA	Pct	FT-FTA	Pct	Reb	Avg	PF-FO	AST	TO	BS	ST	Pts	Avg
1999-00	15-0	81-5.4	13-27	.481	0-0	.000	7-11	.636	16	1.1	12-0	4	8	2	1	33	2.2
2000-01	18-0	80-4.4	7-17	.412	0-0	.000	3-7	.429	20	1.1	9-0	3	17	6	2	17	0.9
Career	33-0	161-4.9	20-44	.455	0-0	.000	10-18	.556	36	1.1	21-0	7	25	8	3	50	1.5

Krista Gingrich #21

Year	G-GS	Min-Avg	FG-FGA	Pct	3P-3PA	Pct	FT-FTA	Pct	Reb	Avg	PF-FO	AST	TO	BS	ST	Pts	Avg
1998-99	34-0	509-15.0	62-160	.388	29-72	.403	34-45	.756	70	2.1	40-0	65	48	1	14	187	5.5
1999-00	33-23	796-24.1	79-237	.333	39-116	.336	64-88	.727	71	2.2	64-1	100	76	0	43	261	7.9
2000-01	19-0	122-6.4	6-28	.214	3-17	.176	6-6	1.000	12	0.6	11-0	14	19	1	2	21	1.1
2001-02	34-3	589/17.3	61-147	.415	53-114	.465	23-26	.885	58	1.7	50-0	88	55	3	14	198	5.8
Career	120-26	2016/16.8	208-572	.364	124-319	.389	127-165	.770	211	1.8	165-1	267	198	5	73	667	5.6

Carol Giordano #25

Year	G-GS	Min-Avg	FG-FGA	Pct	3P-3PA	Pct	FT-FTA	Pct	Reb	Avg	PF-FO	AST	TO	BS	ST	Pts	Avg
1977-78	16-0	---	11-50	.220	0-0	.000	8-15	.533	26	1.6	0-0	1	0	0	0	30	1.9
Career	16-0	---	11-50	.220	0-0	.000	8-15	.533	26	1.6	0-0	1	0	0	0	30	1.9

Connie Goins #32

Year	G-GS	Min-Avg	FG-FGA	Pct	3P-3PA	Pct	FT-FTA	Pct	Reb	Avg	PF-FO	AST	TO	BS	ST	Pts	Avg
1982-83	19-16	381-20.1	71-159	.447	0-0	.000	37-50	.740	80	4.2	25-0	39	32	3	21	179	9.4
1983-84	27-25	668-24.7	91-192	.474	0-0	.000	66-92	.717	95	3.5	29-1	60	55	2	28	248	9.2
1984-85	27-27	838-31.0	124-255	.486	0-0	.000	86-106	.811	140	5.2	32-0	71	67	2	36	334	12.4
1985-86	28-28	821-29.3	142-300	.473	0-0	.000	95-126	.754	146	5.2	34-0	127	67	10	35	379	13.5
Career	101-96	2708-26.8	428-906	.472	0-0	.000	284-374	.759	461	4.6	120-1	297	221	17	120	1140	11.3

Miela Goodchild #3

Year	G-GS	Min-Avg	FG-FGA	Pct	3P-3PA	Pct	FT-FTA	Pct	Reb	Avg	PF-FO	AST	TO	BS	ST	Pts	Avg
2018-19	30-22	926-30.9	114-252	.452	73-164	.445	27-31	.871	56	1.9	41-0	51	76	5	30	328	10.9
2019-20	30-13	626-20.9	76-216	.352	43-130	.331	24-32	.750	68	2.3	31-0	29	51	3	33	219	7.3
2020-21	4-4	111-27.8	21-51	.412	10-26	.385	9-9	1.000	16	4.0	7-0	4	7	0	2	61	15.3
Career	64-39	1663-26.0	211-519	.407	126-320	.394	60-72	.833	140	2.2	79-0	84	134	8	65	608	9.5

Hayley Gorecki #2

Year	G-GS	Min-Avg	FG-FGA	Pct	3P-3PA	Pct	FT-FTA	Pct	Reb	Avg	PF-FO	AST	TO	BS	ST	Pts	Avg
2015-16	14-1	227-16.2	20-72	.278	8-36	.222	15-17	.882	37	2.6	9-0	15	25	1	16	63	4.5
2017-18	23-13	575-25.0	85-201	.423	44-104	.423	38-53	.717	89	3.9	24-0	66	49	4	30	252	11.0
2018-19	30-30	1080-36.0	171-469	.365	58-208	.279	115-160	.719	213	7.1	52-1	116	108	10	79	515	17.2
2019-20	30-30	1095-36.5	164-413	.397	60-178	.337	166-194	.856	199	6.6	54-1	131	115	18	62	554	18.5
Career	97-74	2977-30.7	440-1155	.381	170-526	.323	334-424	.788	538	5.5	139-2	328	297	33	187	1384	14.3

Chelsea Gray #12

Year	G-GS	Min-Avg	FG-FGA	Pct	3P-3PA	Pct	FT-FTA	Pct	Reb	Avg	PF-FO	AST	TO	BS	ST	Pts	Avg
2010-11	34-18	721-21.2	99-229	.432	33-83	.398	66-82	.805	113	3.3	49-0	86	62	7	66	297	8.7
2011-12	33-33	1064-32.2	153-334	.458	29-77	.377	78-95	.821	162	4.9	66-0	201	115	12	93	413	12.5
2012-13	25-25	758-30.3	107-254	.421	22-54	.407	80-94	.851	132	5.3	45-0	136	66	3	89	316	12.6
2013-14	17-17	471-27.7	68-135	.504	10-30	.333	38-51	.745	71	4.2	33-0	122	55	4	50	184	10.8
Career	109-93	3014-27.7	427-952	.449	94-244	.385	262-322	.814	478	4.4	193-0	545	298	26	298	1210	11.1

Rebecca Greenwell #23

Year	G-GS	Min-Avg	FG-FGA	Pct	3P-3PA	Pct	FT-FTA	Pct	Reb	Avg	PF-FO	AST	TO	BS	ST	Pts	Avg
2014-15	34-34	1171-34.4	157-396	.396	72-202	.356	90-114	.789	187	5.5	54-1	70	107	8	66	476	14.0
2015-16	30-30	1011-33.7	158-357	.443	73-175	.417	63-81	.778	177	5.9	52-0	63	85	7	45	452	15.1
2016-17	34-34	114-33.6	187-422	.443	83-208	.399	100-114	.877	217	6.4	61-0	83	92	8	53	557	16.4
2017-18	28-25	893-31.9	137-307	.446	73-170	.429	42-51	.824	180	6.4	45-0	44	52	3	51	389	13.9
Career	126-123	4218-33.5	639-1482	.431	301-755	.399	295-361	.817	761	6.0	212-1	260	336	26	215	1874	14.9

Jeanne Griffin #33

Year	G-GS	Min-Avg	FG-FGA	Pct	3P-3PA	Pct	FT-FTA	Pct	Reb	Avg	PF-FO	AST	TO	BS	ST	Pts	Avg
1978-79	9-0	155-7.8	3-20	.150	0-0	.000	1-2	.500	15	1.7	8-0	1	0	0	0	7	0.8
Career	9-0	155-7.8	3-20	.150	0-0	.000	1-2	.500	15	1.7	8-0	1	0	0	0	7	0.8

Olga Gvozdenovic #24

Year	G-GS	Min-Avg	FG-FGA	Pct	3P-3PA	Pct	FT-FTA	Pct	Reb	Avg	PF-FO	AST	TO	BS	ST	Pts	Avg
1999-00	20-1	155-7.8	12-29	.414	0-0	.000	16-19	.842	27	1.4	24-0	6	16	0	5	40	2.0
2000-01	16-0	100-6.3	10-20	.500	0-0	.000	9-15	.600	27	1.7	25-0	5	10	0	2	29	1.8
Career	36-1	255-7.1	22-49	.449	0-0	.000	25-34	.735	54	1.5	49-0	11	26	0	7	69	1.9

Tyish Hall #24

Year	G-GS	Min-Avg	FG-FGA	Pct	3P-3PA	Pct	FT-FTA	Pct	Reb	Avg	PF-FO	AST	TO	BS	ST	Pts	Avg
1993-94	23-3	290-12.6	55-93	.591	0-0	.000	29-39	.744	75	3.3	40-0	19	20	13	18	139	6.0
1994-95	31-30	805-26.0	124-199	.623	0-0	.000	43-70	.614	197	6.4	85-1	46	58	26	33	291	9.4
1995-96	33-33	982-29.8	216-330	.655	0-0	.000	65-93	.699	232	7.0	92-3	44	62	44	39	497	15.1
1996-97	22-21	359-16.3	149-240	.617	0-0	.000	63-88	.716	128	5.8	59-4	26	50	13	34	359	16.3
Career	109-87	2436-22.3	543-862	.630	0-0	.000	200-290	.690	632	5.8	276-8	135	190	96	124	1286	11.8

Lynne Hanrahan #42

Year	G-GS	Min-Avg	FG-FGA	Pct	3P-3PA	Pct	FT-FTA	Pct	Reb	Avg	PF-FO	AST	TO	BS	ST	Pts	Avg
1985-86	10-0	23-2.3	0-4	.000	0-0	.000	2-3	.667	5	0.5	1-0	0	0	0	0	2	0.2
Career	10-0	23-2.3	0-4	.000	0-0	.000	2-3	.667	5	0.5	1-0	0	0	0	0	2	0.2

Lindsey Harding #10

Year	G-GS	Min-Avg	FG-FGA	Pct	3P-3PA	Pct	FT-FTA	Pct	Reb	Avg	PF-FO	AST	TO	BS	ST	Pts	Avg
2002-03	37-16	958-25.9	84-192	.438	1-13	.077	62-81	.765	145	3.9	63-1	124	59	9	68	231	6.2
2003-04	34-33	1003-29.5	83-181	.459	7-29	.241	57-87	.655	154	4.5	60-1	168	76	2	67	230	6.8
2004-05	Redshirt Season																
2005-06	35-35	1012-28.9	138-287	.481	23-56	.411	75-96	.781	130	3.7	48-1	156	84	4	75	374	10.7
2006-07	34-34	1035-30.4	169-381	.444	24-63	.381	101-135	.748	136	4.0	49-0	131	77	10	51	463	13.6
Career	140-118	4008-28.6	474-1041	.455	55-161	.342	295-399	.739	565	4.0	220-3	579	296	25	261	1298	9.3

Jo Harlow #34

Year	G-GS	Min-Avg	FG-FGA	Pct	3P-3PA	Pct	FT-FTA	Pct	Reb	Avg	PF-FO	AST	TO	BS	ST	Pts	Avg
1980-81	23-0	---	38-71	.535	0-0	.000	8-12	.667	51	2.2	17-0	8	0	0	0	84	3.7
1981-82	29-20	---	87-216	.403	0-0	.000	48-70	.686	187	6.4	52-0	44	0	0	0	222	7.7
1982-83	25-23	478-19.1	89-202	.441	0-0	.000	27-31	.871	147	5.9	51-1	47	33	2	25	205	8.2
1983-84	27-27	933-34.6	110-231	.476	0-0	.000	39-58	.672	169	6.3	50-3	60	46	2	30	259	9.6
Career	104-70	1411-27.14	324-720	.450	0-0	.000	122-171	.713	554	5.3	170-4	159	79	4	55	770	7.4

Sue Harnett #23

Year	G-GS	Min-Avg	FG-FGA	Pct	3P-3PA	Pct	FT-FTA	Pct	Reb	Avg	PF-FO	AST	TO	BS	ST	Pts	Avg
1986-87	29-8	613-21.1	122-248	.492	0-0	.000	46-64	.719	168	5.8	64-0	30	33	37	7	290	10.0
1987-88	28-23	756-27.0	157-316	.497	0-1	.000	74-112	.661	218	7.8	79-3	36	78	36	13	388	13.9
1988-89	27-26	816-30.2	211-393	.537	0-0	.000	104-154	.675	222	8.2	78-1	41	73	21	40	526	19.5
1989-90 (RS)	5-5	138-27.6	43-66	.652	0-0	.000	5-11	.455	44	8.8	19-2	3	18	4	4	91	18.2
1990-91	28-28	897-32.0	194-362	.536	0-0	.000	102-143	.713	247	8.8	69-3	54	88	32	22	490	17.5
Career	117-90	3220-27.5	727-1385	.525	0-1	.000	331-484	.684	899	7.7	309-9	164	290	130	86	1785	15.3

Allison Hart #40

Year	G-GS	Min-Avg	FG-FGA	Pct	3P-3PA	Pct	FT-FTA	Pct	Reb	Avg	PF-FO	AST	TO	BS	ST	Pts	Avg
1981-82	17-0	---	23-53	.434	0-0	.0	11-17	.647	54	3.2	28-0	7	0	0	0	57	3.4
1982-83	15-0	51-3.4	5-14	.357	0-0	.0	8-9	.889	17	1.1	10-0	3	4	0	0	18	1.2
1983-84	21-0	89-4.2	9-21	.429	0-0	.0	14-22	.636	25	1.2	14-0	2	15	0	1	32	1.5
Career	53-0	140-3.8	37-88	.420	0-0	.0	33-48	.688	96	1.8	52-0	12	19	0	1	107	2.0

Maureen Hathorn #33

Year	G-GS	Min-Avg	FG-FGA	Pct	3P-3PA	Pct	FT-FTA	Pct	Reb	Avg	PF-FO	AST	TO	BS	ST	Pts	Avg
1977-78	19-6	---	29-99	.293	0-0	.000	13-25	.520	86	4.5	0-0	3	0	0	0	71	3.7
Career	19-6	---	29-99	.293	0-0	.000	13-25	.520	86	4.5	0-0	3	0	0	0	71	3.7

Janeé Hayes #42

Year	G-GS	Min-Avg	FG-FGA	Pct	3P-3PA	Pct	FT-FTA	Pct	Reb	Avg	PF-FO	AST	TO	BS	ST	Pts	Avg
1998-99	15-0	75-5.0	12-23	.522	0-0	.000	9-17	.529	22	1.5	7-0	0	3	1	3	33	2.2
1999-00	30-1	286-9.5	23-53	.434	0-0	.000	34-51	.667	61	2.0	13-0	5	20	2	9	80	2.7
Career	45-1	361-8.0	35-76	.461	0-0	.000	43-69	.632	83	1.8	20-0	5	23	3	12	113	2.5

Ada Healey #52

Year	G-GS	Min-Avg	FG-FGA	Pct	3P-3PA	Pct	FT-FTA	Pct	Reb	Avg	PF-FO	AST	TO	BS	ST	Pts	Avg
1980-81	23-9	---	58-146	.397	0-0	.000	30-41	.732	82	3.6	47-1	19	0	0	0	146	6.3
Career	23-9	---	58-146	.397	0-0	.000	30-41	.732	82	3.6	47-1	19	0	0	0	146	6.3

Amber Henson #30

Year	G-GS	Min-Avg	FG-FGA	Pct	3P-3PA	Pct	FT-FTA	Pct	Reb	Avg	PF-FO	AST	TO	BS	ST	Pts	Avg
2011-12 (RS)	8-0	93-11.6	6-25	.240	0-3	.000	2-9	.222	15	1.9	10-0	5	7	4	7	14	1.8
2012-13	Medical Redshirt																
2013-14	27-5	252-9.3	17-53	.321	5-16	.313	6-10	.600	47	1.7	37-0	4	18	16	12	45	1.7
2014-15	33-17	667-20.2	49-137	.358	10-33	.303	25-36	.694	131	4.0	63-0	43	59	30	22	133	4.0
2015-16	20-16	434-21.7	39-103	.379	6-26	.231	6-8	.750	102	5.1	50-1	31	36	39	15	90	4.5
Career	88-38	1446-16.4	111-318	.349	21-78	.269	39-63	.619	295	3.4	160-1	83	120	89	56	282	3.2

Juanita Hepburn #55

Year	G-GS	Min-Avg	FG-FGA	Pct	3P-3PA	Pct	FT-FTA	Pct	Reb	Avg	PF-FO	AST	TO	BS	ST	Pts	Avg
1997-98	11-0	47-4.3	10-20	.500	0-0	.000	9-14	.643	21	1.9	8-0	3	4	1	4	29	2.6
Career	11-0	47-4.3	10-20	.500	0-0	.000	9-14	.643	21	1.9	8-0	3	4	1	4	29	2.6

Maura Hertzog #23

Year	G-GS	Min-Avg	FG-FGA	Pct	3P-3PA	Pct	FT-FTA	Pct	Reb	Avg	PF-FO	AST	TO	BS	ST	Pts	Avg
1981-82	28-22	---	95-213	.446	0-0	.000	15-21	.714	74	2.6	59-1	69	0	0	0	205	7.3
1982-83	22-9	253-11.5	56-113	.496	0-0	.000	16-18	.889	43	2.0	41-2	38	34	0	31	128	5.8
1983-84	27-27	879-32.6	78-180	.433	0-0	.000	24-33	.727	62	2.3	69-0	72	91	11	65	180	6.7
1984-85	27-27	861-31.9	79-175	.451	0-0	.000	29-42	.690	73	2.7	59-0	79	78	8	53	187	6.9
Career	104-85	1993-30.2	308-681	.452	0-0	.000	84-114	.737	252	2.4	228-3	258	203	19	149	700	6.7

Chelsea Hopkins #1

Year	G-GS	Min-Avg	FG-FGA	Pct	3P-3PA	Pct	FT-FTA	Pct	Reb	Avg	PF-FO	AST	TO	BS	ST	Pts	Avg
2008-09	20-0	163-8.2	14-27	.519	1-1	1.000	24-32	.750	22	1.1	8-0	12	23	0	16	53	2.7
2009-10	26-0	213-8.2	10-27	.370	2-7	.286	9-17	.529	25	1.0	16-0	19	25	0	18	31	1.2
Career	46-0	376-8.2	24-54	.444	3-8	.375	33-49	.673	47	1.0	24-0	31	48	0	34	84	1.8

Hilary Howard #11

Year	G-GS	Min-Avg	FG-FGA	Pct	3P-3PA	Pct	FT-FTA	Pct	Reb	Avg	PF-FO	AST	TO	BS	ST	Pts	Avg
1995-96	23-12	650-28.3	39-101	.386	9-34	.265	19-30	.633	73	3.2	44-1	91	43	0	19	106	4.6
1996-97	30-30	1028-34.3	85-232	.366	30-89	.337	55-73	.753	83	2.8	45-1	149	97	2	38	255	8.5
1997-98	32-32	1002-31.3	115-253	.455	42-104	.404	42-59	.712	109	3.4	45-0	140	64	2	42	314	9.8
1998-99	36-36	1079-30.0	110-291	.378	51-127	.402	40-53	.755	116	3.2	57-0	153	85	2	45	311	8.6
Career	121-110	3759-31.1	349-877	.398	132-354	.373	156-215	.726	381	3.1	191-2	533	289	6	144	986	8.1

Caitlin Howe #32

Year	G-GS	Min-Avg	FG-FGA	Pct	3P-3PA	Pct	FT-FTA	Pct	Reb	Avg	PF-FO	AST	TO	BS	ST	Pts	Avg
2003-04	16-0	95-5.9	10-29	.345	5-18	.278	1-1	1.000	10	0.6	7-0	7	5	0	2	26	14.6
2004-05	11-1	173-15.7	17-57	.298	10-41	.244	4-5	.800	14	1.3	12-0	13	13	0	10	48	4.4
Career	27-1	268-9.9	27-86	.314	15-59	.244	5-6	.833	24	0.9	19-0	20	18	0	12	74	2.7

Brittany Hunter #44

Year	G-GS	Min-Avg	FG-FGA	Pct	3P-3PA	Pct	FT-FTA	Pct	Reb	Avg	PF-FO	AST	TO	BS	ST	Pts	Avg
2003-04	27-0	424-15.7	96-172	.558	0-0	.000	26-52	.500	131	4.9	58-1	20	41	33	22	218	8.1
Career	27-0	424-15.7	96-172	.558	0-0	.000	26-52	.500	131	4.9	58-1	20	41	33	22	218	8.1

Kim Hunter #20

Year	G-GS	Min-Avg	FG-FGA	Pct	3P-3PA	Pct	FT-FTA	Pct	Reb	Avg	PF-FO	AST	TO	BS	ST	Pts	Avg
1983-84	21-0	152-7.2	15-47	.319	0-0	.000	8-10	.800	9	0.4	25-0	10	21	0	30	38	1.8
1984-85	19-0	221-11.6	19-52	.365	0-0	.000	11-15	.733	23	1.2	16-0	32	35	0	13	49	2.6
1985-86	30-26	633-21.1	32-99	.323	0-0	.000	20-33	.606	32	1.1	65-2	59	61	0	28	84	2.8
1986-87	29-13	489-16.9	26-68	.382	0-0	.000	18-24	.750	47	1.6	47-2	45	53	0	16	70	2.4
Career	99-39	1495-15.1	92-266	.346	0-0	.000	57-82	.695	111	1.1	153-4	146	170	0	87	241	2.4

Stacy Hurd #50

Year	G-GS	Min-Avg	FG-FGA	Pct	3P-3PA	Pct	FT-FTA	Pct	Reb	Avg	PF-FO	AST	TO	BS	ST	Pts	Avg
1980-81	25-25	---	138-278	.496	0-0	.000	49-67	.731	174	7.0	64-1	18	---	---	---	325	13.0
1981-82	29-24	---	178-403	.442	0-0	.000	39-66	.591	192	6.6	77-3	29	---	---	---	395	13.6
1982-83	25-9	361-14.4	147-294	.500	0-0	.000	44-61	.721	138	5.5	38-1	24	30	4	8	338	13.5
1983-84	25-6	496-19.8	78-194	.402	0-0	.000	27-32	.844	91	3.6	21-0	26	39	11	15	183	7.3
Career	104-64	857-17.14	541-1169	.463	0-0	.000	159-226	.704	595	5.7	200-5	97	69	15	23	1241	11.9

Keturah Jackson #31

Year	G-GS	Min-Avg	FG-FGA	Pct	3P-3PA	Pct	FT-FTA	Pct	Reb	Avg	PF-FO	AST	TO	BS	ST	Pts	Avg
2006-07	23-0	205-8.9	17-42	.405	0-0	.000	11-18	.611	41	1.8	23-0	14	16	2	12	45	2.0
2007-08	35-10	594-17.0	60-143	.420	2-9	.222	23-46	.500	108	3.1	64-2	28	55	12	56	145	4.1
2008-09	32-16	583-18.2	39-118	.331	3-11	.273	18-35	.514	94	2.9	53-1	50	52	5	41	99	3.1
2009-10	36-33	956-26.6	83-202	.411	13-45	.289	32-56	.571	129	3.6	78-1	93	81	16	83	211	5.9
Career	126-59	2338-18.6	199-505	.394	18-65	.277	84-155	.542	372	3.0	218-4	185	204	35	192	500	4.0

Richa Jackson #15

Year	G-GS	Min-Avg	FG-FGA	Pct	3P-3PA	Pct	FT-FTA	Pct	Reb	Avg	PF-FO	AST	TO	BS	ST	Pts	Avg
2010-11	28-3	292-10.4	35-88	.398	2-10	.200	21-31	.677	68	2.4	30-0	12	24	1	22	93	3.3
2011-12	25-17	613-24.5	93-182	.511	6-16	.375	44-72	.611	116	4.6	35-0	28	44	2	45	236	9.4
2012-13	27-9	508-18.8	52-152	.342	5-31	.161	44-57	.772	90	3.3	39-2	10	36	4	31	153	5.7
2013-14	35-18	865-24.7	117-229	.511	9-25	.360	60-109	.550	128	3.7	64-1	49	63	6	53	303	8.7
Career	115-47	2278-19.8	297-651	.456	22-82	.268	169-269	.628	402	3.5	168-3	99	167	13	151	785	6.8

Ka'lia Johnson #14

Year	G-GS	Min-Avg	FG-FGA	Pct	3P-3PA	Pct	FT-FTA	Pct	Reb	Avg	PF-FO	AST	TO	BS	ST	Pts	Avg
2011-12	24-0	184-7.7	13-32	.406	2-11	.182	10-13	.769	37	1.5	16-0	6	13	1	9	38	1.6
2012-13	34-0	360-10.6	27-75	.360	2-9	.222	13-26	.500	97	2.9	30-0	11	25	0	21	69	2.0
2013-14	31-5	462-14.9	45-91	.495	6-16	.375	32-49	.653	84	2.7	39-0	22	39	1	17	128	4.1
2014-15	34-32	990-29.1	79-189	.418	22-62	.355	70-95	.737	137	4.0	93-1	126	87	6	59	250	7.4
Career	123-37	1996-16.2	164-387	.424	32-98	.327	125-183	.683	355	2.9	178-1	165	164	8	106	485	3.9

Nicole Johnson #40

Year	G-GS	Min-Avg	FG-FGA	Pct	3P-3PA	Pct	FT-FTA	Pct	Reb	Avg	PF-FO	AST	TO	BS	ST	Pts	Avg
1990-91	27-1	359-13.3	45-108	.417	0-0	.000	13-25	.520	48	1.8	30-0	18	29	8	8	103	3.8
1991-92	28-22	759-27.1	107-249	.430	0-0	.000	67-93	.720	113	4.0	75-2	55	73	24	27	281	10.0
1992-93	19-13	442-23.3	42-122	.344	0-0	.000	35-47	.745	39-53	92	4.8	31	43	11	21	119	6.3
1993-94	27-27	707-26.2	100-222	.450	0-0	.000	46-60	.767	108	4.0	53-1	73	57	19	27	246	9.1
Career	101-63	2267-22.4	294-701	.419	0-0	.000	161-225	.716	361	3.6	204-5	177	202	62	83	749	7.4

Alexis Jones #2

Year	G-GS	Min-Avg	FG-FGA	Pct	3P-3PA	Pct	FT-FTA	Pct	Reb	Avg	PF-FO	AST	TO	BS	ST	Pts	Avg
2012-13	36-36	1049-29.1	127-297	.428	26-76	.342	62-78	.795	160	4.4	89-2	144	129	11	63	342	9.5
2013-14	28-28	859-30.7	137-290	.472	40-103	.388	52-66	.788	115	4.1	61-0	148	90	4	59	366	13.1
Career	64-64	1908-29.8	264-587	.450	66-179	.369	114-144	.792	275	4.3	150-2	292	219	15	122	708	11-1

Takisha Jones #45

Year	G-GS	Min-Avg	FG-FGA	Pct	3P-3PA	Pct	FT-FTA	Pct	Reb	Avg	PF-FO	AST	TO	BS	ST	Pts	Avg
1995-96	16-0	87-5.4	13-25	.520	0-0	.000	3-14	.214	27	1.7	17-0	2	10	2	1	29	1.8
1996-97	19-0	135-7.1	17-33	.515	0-0	.000	5-16	.313	45	2.4	20-1	3	6	3	3	39	2.1
1997-98	18-0	86-4.8	8-29	.276	0-0	.000	4-13	.308	24	1.3	20-0	0	7	0	0	20	1.1
1998-99	9-0	34-3.8	7-14	.500	0-0	.000	5-7	.714	16	1.8	6-0	1	4	0	1	19	2.1
Career	62-0	342-5.5	45-101	.446	0-0	.000	17-50	.340	112	1.8	63-1	6	27	5	5	107	1.7

Rita Kalinowski #34

Year	G-GS	Min-Avg	FG-FGA	Pct	3P-3PA	Pct	FT-FTA	Pct	Reb	Avg	PF-FO	AST	TO	BS	ST	Pts	Avg
1984-85	13-0	64-4.9	8-22	.364	0-0	.000	1-6	.167	26	2.0	10-0	2	3	1	0	17	1.3
1985-86	20-1	151-7.6	8-31	.258	0-0	.000	2-5	.400	42	2.1	13-0	3	10	2	1	18	0.9
1986-87	15-0	44-2.9	0-5	.000	0-0	.000	0-2	.000	13	0.9	5-0	2	3	0	1	0	0.0
Career	48-1	259-5.4	16-58	.276	0-0	.000	3-13	.231	81	1.7	28-0	7	16	3	2	35	0.7

Carey Kauffman #23

Year	G-GS	Min-Avg	FG-FGA	Pct	3P-3PA	Pct	FT-FTA	Pct	Reb	Avg	PF-FO	AST	TO	BS	ST	Pts	Avg
1991-92	26-3	295-11.3	49-110	.445	1-2	.500	22-32	.688	61	2.3	33-1	14	34	7	12	121	4.7
1992-93	27-27	790-29.3	136-288	.472	0-0	.000	54-72	.750	181	6.7	82.4	32	94	16	20	326	12.1
1993-94	27-19	679-25.1	142-274	.518	0-1	.000	59-87	.678	223	8.3	58-1	26	47	13	36	343	12.7
1994-95	31-31	993-32.0	179-383	.467	1-2	.500	79-96	.823	261	8.4	74-2	68	57	13	30	438	14.1
Career	111-80	2757-24.8	506-1055	.480	2-5	.400	214-287	.746	726	6.5	247-8	140	232	49	98	1228	11.1

Monika Kost #25

Year	G-GS	Min-Avg	FG-FGA	Pct	3P-3PA	Pct	FT-FTA	Pct	Reb	Avg	PF-FO	AST	TO	BS	ST	Pts	Avg
1987-88	28-0	263-9.4	20-37	.541	0-0	.000	23-34	.676	60	2.1	32-0	7	22	1	2	63	2.3
1989-90	28-25	890-31.8	108-212	.509	0-0	.000	90-142	.634	194	6.9	82-3	46	62	8	16	306	10.9
1990-91	27-27	822-30.4	94-182	.516	0-0	.000	89-147	.605	184	6.8	74-1	42	68	3	12	277	10.3
1991-92	29-28	833-28.7	112-203	.552	0-0	0.00	98-151	.649	174	6.0	70-2	39	62	3	17	322	11.1
Career	112-80	2808-25.1	334-634	.527	0-0	0.00	300-474	.633	612	5.5	258-6	134	214	15	47	968	8.6

Jenni Kraft #30

Year	G-GS	Min-Avg	FG-FGA	Pct	3P-3PA	Pct	FT-FTA	Pct	Reb	Avg	PF-FO	AST	TO	BS	ST	Pts	Avg
1988-89	28-3	564-20.1	125-245	.510	41-76	.539	90-100	.900	76	2.7	55-0	36	43	3	12	381	13.6
Career	28-3	564-20.1	125-245	.510	41-76	.539	90-100	.900	76	2.7	55-0	36	43	3	12	381	13.6

Vicki Krapohl #12

Year	G-GS	Min-Avg	FG-FGA	Pct	3P-3PA	Pct	FT-FTA	Pct	Reb	Avg	PF-FO	AST	TO	BS	ST	Pts	Avg
2000-01	21-0	117-5.6	8-20	.400	7-14	.500	5-7	.714	13	.6	11-0	18	15	1	9	28	1.3
2001-02	35-29	676-19.3	49-104	.471	46-97	.474	3-5	.600	74	2.1	21-0	94	44	1	40	147	4.2
2002-03	37-37	925-25.0	65-170	.382	59-155	.381	5-11	.455	65	1.8	37-1	98	52	1	43	194	5.2
2003-04	34-3	714-21.0	63-143	.441	59-137	.431	12-19	.632	61	1.8	29-0	80	30	1	40	197	5.8
Career	127-69	2432-19.1	185-437	.423	171-403	.424	25-42	.595	213	1.7	98-1	290	141	4	132	566	4.5

Barb Krause #44

Year	G-GS	Min-Avg	FG-FGA	Pct	3P-3PA	Pct	FT-FTA	Pct	Reb	Avg	PF-FO	AST	TO	BS	ST	Pts	Avg
1978-79	22-21	---	135-284	.475	0-0	.000	51-77	.662	237	10.8	57-0	26	0	0	0	321	14.6
1979-80	27-26	---	127-291	.436	0-0	.000	99-135	.733	251	9.3	84-5	22	0	0	0	535	19.8
1980-81	25-25	---	121-238	.508	0-0	.000	82-102	.804	244	9.8	79-2	37	0	0	0	324	13.0
Career	74-0	---	383-813	.471	0-0	.000	232-314	.739	732	9.9	220-7	85	0	0	0	998	13.5

Laura Kurz #3

Year	G-GS	Min-Avg	FG-FGA	Pct	3P-3PA	Pct	FT-FTA	Pct	Reb	Avg	PF-FO	AST	TO	BS	ST	Pts	Avg
2004-05	35-0	535-15.3	78-154	.506	33-73	.452	8-11	.727	78	2.2	61-1	28	40	21	23	197	5.6
2005-06	30-0	347-11.6	62-115	.539	23-52	.442	14-16	.875	73	2.4	35-0	13	19	7	18	161	5.4
Career	65-0	882-13.6	140-269	.520	56-125	.448	22-27	.815	151	2.3	97-1	41	59	28	41	358	5.5

Kyra Lambert #15

Year	G-GS	Min-Avg	FG-FGA	Pct	3P-3PA	Pct	FT-FTA	Pct	Reb	Avg	PF-FO	AST	TO	BS	ST	Pts	Avg
2015-16	32-23	874-27.3	70-184	.380	18-56	.321	40-61	.656	88	2.8	79-1	79	62	5	36	198	6.2
2016-17	33-33	992-30.1	98-225	.436	23-58	.397	39-53	.736	122	3.7	44-1	116	58	5	56	258	7.8
2019-20	30-21	763-25.4	65-162	.401	27-80	.338	17-23	.739	100	3.3	40-0	50	37	2	37	174	5.8
Career	95-77	2629-27.7	233-571	.408	68-194	.351	96-137	.701	310	3.3	163-2	245	157	12	129	630	6.6

Ellen Langhi #40

Year	G-GS	Min-Avg	FG-FGA	Pct	3P-3PA	Pct	FT-FTA	Pct	Reb	Avg	PF-FO	AST	TO	BS	ST	Pts	Avg
1985-86	30-0	370-12.6	59-131	.450	0-0	.000	15-25	.600	75	2.5	21-0	16	29	2	4	133	4.4
1986-87	28-1	246-8.8	34-93	.366	0-0	.000	9-15	.600	41	1.5	20-1	18	20	1	2	77	2.8
1987-88	28-5	418-14.9	59-159	.371	2-10	.200	13-23	.565	56	2.0	30-1	34	45	0	5	133	4.8
1988-89	28-28	765-27.3	104-281	.370	17-61	.279	40-51	.784	97	3.5	59-2	50	55	3	14	265	9.5
Career	114-34	1808-15.9	256-664	.386	19-71	.268	77-114	.675	269	2.4	130-4	118	149	6	25	608	5.3

Celeste Lavoie #11

Year	G-GS	Min-Avg	FG-FGA	Pct	3P-3PA	Pct	FT-FTA	Pct	Reb	Avg	PF-FO	AST	TO	BS	ST	Pts	Avg
1990-91	11-0	62-5.6	80-24	.33	0-0	.000	3-4	.750	12	1.1	4-0	1	5	0	1	19	1.7
1991-92	29-29	792-27.3	157-305	.515	0-1	.000	556-89	.629	181	6.2	67-2	67	62	11	30	370	12.8
Career	40-29	854-21.4	165-329	.502	0-1	.000	59-93	.634	193	4.8	71-2	68	67	11	31	389	9.7

Sue Leonard #32

Year	G-GS	Min-Avg	FG-FGA	Pct	3P-3PA	Pct	FT-FTA	Pct	Reb	Avg	PF-FO	AST	TO	BS	ST	Pts	Avg
1978-79	14-0	---	7-32	.219	0-0	.000	6-10	.600	9	0.6	7-0	14	0	0	0	20	1.4
Career	14-0	---	7-32	.219	0-0	.000	6-10	.600	9	0.6	7-0	14	0	0	0	20	1.4

Tricia Liston #32

Year	G-GS	Min-Avg	FG-FGA	Pct	3P-3PA	Pct	FT-FTA	Pct	Reb	Avg	PF-FO	AST	TO	BS	ST	Pts	Avg
2010-11	32-2	384-12.0	60-131	.458	28-72	.389	29-42	.690	67	2.1	24-0	28	30	2	19	177	5.5
2011-12	33-17	871-26.4	134-276	.486	57-124	.460	72-83	.867	129	3.9	46-0	48	49	1	42	397	12.0
2012-13	36-28	1046-29.1	163-364	.448	80-172	.465	81-87	.931	182	5.1	90-0	52	72	3	35	487	13.5
2013-14	35-35	1098-31.4	209-398	.525	87-181	.481	98-115	.852	183	5.2	58-0	57	81	6	20	603	17.2
Career	136-82	3399-25.0	566-1169	.484	252-549	.459	280-327	.856	561	4.1	177-0	185	232	12	116	1664	12.2

Mary Lockey #24

Year	G-GS	Min-Avg	FG-FGA	Pct	3P-3PA	Pct	FT-FTA	Pct	Reb	Avg	PF-FO	AST	TO	BS	ST	Pts	Avg
1978-79	16-6	---	34-88	.386	0-0	.000	4-4	1.000	26	1.6	0-0	4	0	0	0	72	4.5
Career	16-6	---	34-88	.386	0-0	.000	4-4	1.000	26	1.6	0-0	4	0	0	0	72	4.5

Pam Markeiwicz #11

Year	G-GS	Min-Avg	FG-FGA	Pct	3P-3PA	Pct	FT-FTA	Pct	Reb	Avg	PF-FO	AST	TO	BS	ST	Pts	Avg
1978-79	21-5	---	38-82	.463	0-0	.000	8-11	.727	47	2.2	26-0	16	0	0	0	84	4.0
1979-80	21-1	---	19-41	.463	0-0	.000	4-4	1.000	10	.5	15-0	8	0	0	0	42	2.0
Career	42-6	---	57-123	.463	0-0	.000	12-15	.800	57	1.4	41-0	24	0	0	0	126	3.0

Kalita Marsh #15

Year	G-GS	Min-Avg	FG-FGA	Pct	3P-3PA	Pct	FT-FTA	Pct	Reb	Avg	PF-FO	AST	TO	BS	ST	Pts	Avg
2003-04	7-0	17-2.4	3-8	.375	1-2	.500	0-1	.000	4	.6	4-0	1	1	0	0	7	1.0
Career	7-0	17-2.4	3-8	.375	1-2	.500	0-1	.000	4	.6	4-0	1	1	0	0	7	1.0

Patti Martin #10

Year	G-GS	Min-Avg	FG-FGA	Pct	3P-3PA	Pct	FT-FTA	Pct	Reb	Avg	PF-FO	AST	TO	BS	ST	Pts	Avg
1981-82	11-4	---	7-20	.350	0-0	.000	1-2	.500	16	1.5	21-0	24	0	0	0	15	1.4
Career	11-4	---	7-20	.350	0-0	.000	1-2	.500	16	1.5	21-0	24	0	0	0	15	1.4

Kim Matthews #32

Year	G-GS	Min-Avg	FG-FGA	Pct	3P-3PA	Pct	FT-FTA	Pct	Reb	Avg	PF-FO	AST	TO	BS	ST	Pts	Avg
1978-79	22-19	---	65-164	.396	0-0	.000	53-81	.654	93	4.2	60-6	45	0	0	0	183	8.3
1919-80	27-9	---	60-159	.377	0-0	.000	65-101	.644	180	6.7	85-6	45	0	0	0	185	6.9
1980-81	17-7	---	29-72	.403	0-0	.000	41-54	.759	70	4.1	48-2	31	0	0	0	99	5.8
1981-82	28-10	---	48-101	.475	0-0	.000	49-62	.790	79	2.8	50-0	29	0	0	0	145	5.2
Career	94-45	---	202-496	.407	0-0	.000	208-298	.698	422	4.5	234-14	150	0	0	0	612	6.5

Erin Mathias #32

Year	G-GS	Min-Avg	FG-FGA	Pct	3P-3PA	Pct	FT-FTA	Pct	Reb	Avg	PF-FO	AST	TO	BS	ST	Pts	Avg
2014-15	27-0	235-8.7	16-43	.372	0-1	.000	12-20	.600	53	2.0	27-0	6	11	3	5	44	1.6
2015-16	30-3	252-8.4	21-56	.375	0-0	.000	12-21	.571	51	1.7	27-0	14	19	10	2	54	1.8
2016-17	34-6	565-16.6	52-130	.400	0-1	.000	28-39	.718	117	3.4	65-0	39	38	20	20	132	3.9
2017-18	33-33	970-29.4	115-241	.477	0-1	.000	55-73	.753	194	5.9	78-4	59	69	39	46	285	8.6
Career	124-42	2022-16.3	204-470	.434	0-3	.000	107-153	.699	415	3.3	197-4	118	137	72	73	515	4.2

Michele Matyasovsky #41

Year	G-GS	Min-Avg	FG-FGA	Pct	3P-3PA	Pct	FT-FTA	Pct	Reb	Avg	PF-FO	AST	TO	BS	ST	Pts	Avg
1999-00	32-7	632-19.8	96-214	.449	12-41	.293	30-42	.714	98	3.1	75-2	28	59	14	11	234	7.3
2000-01	33-9	598-18.1	80-170	.471	8-23	.348	21-30	.700	96	2.9	93-3	25	54	19	22	189	5.7
2001-02	35-17	751-21.5	90-174	.517	14-39	.359	30-33	.909	130	3.7	79-2	34	47	16	25	224	6.4
2002-03	36-36	739-20.5	74-172	.430	13-45	.289	19-28	.679	126	3.5	87-1	43	33	19	32	180	5.0
Career	136-69	2720-20.0	340-730	.466	47-148	.318	100-133	.752	450	3.3	334-8	130	193	68	90	827	6.1

Tara McCarthy #10

Year	G-GS	Min-Avg	FG-FGA	Pct	3P-3PA	Pct	FT-FTA	Pct	Reb	Avg	PF-FO	AST	TO	BS	ST	Pts	Avg
1977-78	20-17	---	127-263	.483	0-0	.000	77-124	.621	107	5.4	0-0	65	0	0	0	331	16.6
1978-79	22-22	---	123-272	.452	0-0	.000	56-82	.683	66	3.0	49-0	72	0	0	0	302	13.7
1979-80	25-23	---	104-278	.374	0-0	.000	38-62	.613	73	2.9	45-0	75	0	0	0	246	9.8
Career	67-62	---	354-813	.435	0-0	.000	171-268	.638	246	3.7	94-0	212	0	0	0	879	13.1

Dana McDonald #33

Year	G-GS	Min-Avg	FG-FGA	Pct	3P-3PA	Pct	FT-FTA	Pct	Reb	Avg	PF-FO	AST	TO	BS	ST	Pts	Avg
1989-90	28-5	601-21.5	113-272	.415	36-98	.367	16-25	.640	55	2.0	55-1	31	57	0	22	278	9.9
1990-91	27-13	714-26.4	104-275	.378	18-65	.277	31-39	.795	62	2.3	62-2	44	50	2	28	257	9.5
1991-92	26-9	582-22.4	81-196	.413	10-49	.204	19-26	.731	47	1.8	47-0	42	41	3	37	191	7.3
1992-93	17-11	316-18.6	52-134	.388	13-30	.433	17-21	.810	44	2.6	38-2	28	34	1	14	134	7.9
Career	98-38	2213-22.6	350-877	.399	77-42	.318	83-111	.748	208	2.1	202-5	145	182	6	101	860	8.8

Pam McFarland #4

Year	G-GS	Min-Avg	FG-FGA	Pct	3P-3PA	Pct	FT-FTA	Pct	Reb	Avg	PF-FO	AST	TO	BS	ST	Pts	Avg
1988-89	10-0	23-2.3	0-1	.000	0-0	.000	0-1	.000	1	0.1	2-0	1	5	0	2	0	0.0
1989-90	18-0	18-1.0	2-9	.222	0-0	.000	2-4	.500	7	0.4	7-0	15	11	0	4	6	0.3
1990-91	28-16	433-15.5	8-26	.308	0-0	.000	12-25	.480	30	1.1	52-0	51	75	4	27	28	1.0
1991-92	24-10	232-9.7	3-15	.200	0-0	.000	1-4	.250	18	0.8	25-0	17	30	0	12	7	0.3
Career	80-26	706-8.8	13-51	.255	0-0	.000	15-34	.441	56	0.7	86-0	84	121	4	45	41	0.5

Jennifer McGinnis #33

Year	G-GS	Min-Avg	FG-FGA	Pct	3P-3PA	Pct	FT-FTA	Pct	Reb	Avg	PF-FO	AST	TO	BS	ST	Pts	Avg
1994-1995	13-0	82-6.3	12-28	.429	5-15	.333	5-9	.556	29	2.2	10-0	3	6	3	5	34	2.6
Career	13-0	82-6.3	12-28	.429	5-15	.333	5-9	.556	29	2.2	10-0	3	6	3	5	34	2.6

Heather McKaig #5

Year	G-GS	Min-Avg	FG-FGA	Pct	3P-3PA	Pct	FT-FTA	Pct	Reb	Avg	PF-FO	AST	TO	BS	ST	Pts	Avg
1990-91	10-0	25-2.5	1-4	.250	0-0	.000	0-0	.000	1	0.1	0-0	0	2	0	1	2	0.2
1991-92	13-0	37-2.8	4-7	.571	0-0	.000	3-4	.750	7	0.5	3-0	3	2	0	0	11	0.8
1992-93	3-0	---	0-1	.000	0-0	.000	0-0	.000	0	0.0	0-0	0	1	0	0	0	0.0
Career	26-0	62-2.7	5-12	.417	0-0	.000	3-4	.750	8	0.3	3-0	3	5	0	1	13	0.5

Jackie McKisson #54

Year	G-GS	Min-Avg	FG-FGA	Pct	3P-3PA	Pct	FT-FTA	Pct	Reb	Avg	PF-FO	AST	TO	BS	ST	Pts	Avg
1989-90	25-0	191-7.6	27-51	.529	0-0	.000	18-26	.692	43	1.7	30-0	3	18	1	3	72	2.9
Career	25-0	191-7.6	27-51	.529	0-0	.000	18-26	.692	43	1.7	30-0	3	18	1	3	72	2.9

Nazrawit Medhanie #5

Year	G-GS	Min-Avg	FG-FGA	Pct	3P-3PA	Pct	FT-FTA	Pct	Reb	Avg	PF-FO	AST	TO	BS	ST	Pts	Avg
1995-96	29-5	392-13.5	37-84	.440	25-60	.417	11-16	.688	34	1.2	60-3	44	46	0	25	110	3.8
1996-97	26-0	361-13.9	29-65	.446	26-55	.473	3-7	.429	60	2.3	40-1	23	39	0	12	87	3.3
1997-98	27-0	340-12.6	27-102	.265	22-82	.268	26-32	.813	47	1.7	33-0	22	29	0	20	102	3.8
1998-99	26-1	326-12.5	27-74	.365	17-54	.315	14-27	.519	37	1.4	43-2	28	32	1	15	85	3.3
Career	108-6	1419-13.1	120-325	.369	90-251	.359	54-82	.659	178	1.6	176-6	117	146	1	72	384	3.4

Katie Meier #31

Year	G-GS	Min-Avg	FG-FGA	Pct	3P-3PA	Pct	FT-FTA	Pct	Reb	Avg	PF-FO	AST	TO	BS	ST	Pts	Avg
1985-86	30-5	725-24.8	168-339	.496	0-0	.000	102-138	.739	148	4.9	84-4	84	87	11	58	438	14.6
1986-87	29-29	978-33.7	196-408	.480	0-0	.000	98-150	.653	151	5.2	76-3	129	106	11	68	490	16.9
1987-88	22-17	578-26.3	110-237	.464	4-17	.235	80-107	.748	123	5.6	50-1	83	69	15	54	304	13.8
1989-90	28-28	1009-36.0	179-390	.459	4-15	.267	167-229	.729	248	8.9	83-2	113	99	16	52	529	18.9
Career	109-79	3310-30.4	653-1374	.475	8-32	.250	447-624	.716	670	6.1	293-10	409	361	53	232	1761	16.2

Kristina Meiman #21

Year	G-GS	Min-Avg	FG-FGA	Pct	3P-3PA	Pct	FT-FTA	Pct	Reb	Avg	PF-FO	AST	TO	BS	ST	Pts	Avg
1991-92	15-0	79-5.3	7-21	.333	2-3	.667	2-3	.667	10	0.7	2-0	10	5	0	3	18	1.2
1992-93	25-14	396-15.8	57-127	.449	12-33	.364	45-53	.849	46	1.8	25-1	27	32	2	16	171	6.8
1993-94	26-3	326-12.5	53-123	.431	27-64	.422	39-49	.796	42	1.6	34-0	43	36	0	18	172	6.6
1994-95	30-1	401-13.4	54-125	.432	25-67	.373	26-36	.722	76	2.5	49-0	39	34	0	12	159	5.3
Career	96-18	1202-12.5	171-396	.432	66-167	.395	112-141	.794	174	1.8	110-1	119	107	2	49	520	5.4

Candy Mikels #14

Year	G-GS	Min-Avg	FG-FGA	Pct	3P-3PA	Pct	FT-FTA	Pct	Reb	Avg	PF-FO	AST	TO	BS	ST	Pts	Avg
1981-82	27-2	---	47-113	.416	0-0	.000	36-49	.735	90	3.3	49-0	6	0	0	0	130	4.8
1982-83	25-0	206-8.2	56-123	.455	0-0	.000	30-52	.577	80	3.2	60-2	11	43	2	9	142	5.7
1983-84	27-19	708-26.2	136-292	.466	0-0	.000	115-157	.732	171	6.3	91-6	21	84	9	20	387	14.3
1984-85	27-26	829-30.7	135-314	.430	0-0	.000	69-93	.742	213	7.9	32-0	71	73	13	29	339	12.6
Career	106-47	1743-22.1	374-842	.444	0-0	.000	250-351	.712	554	5.2	232-8	109	200	24	58	998	9.4

Brittany Mitch #22

Year	G-GS	Min-Avg	FG-FGA	Pct	3P-3PA	Pct	FT-FTA	Pct	Reb	Avg	PF-FO	AST	TO	BS	ST	Pts	Avg
2005-06	3-0	43-14.3	4-8	.500	1-4	.250	0-1	.000	4	1.3	6-0	10	7	1	4	9	3.0
2006-07	33-0	492-14.9	42-94	.447	13-44	.295	13-26	.500	64	1.9	48-0	37	29	3	35	110	3.3
2007-08	23-5	232-10.1	20-49	.408	4-22	.182	3-6	.500	20	0.9	21-0	24	15	1	19	47	2.0
Career	59-5	767-13.0	66-151	.437	18-70	.257	16-33	.485	88	1.5	75-0	71	51	5	58	166	2.8

Bridgette Mitchell #15

Year	G-GS	Min-Avg	FG-FGA	Pct	3P-3PA	Pct	FT-FTA	Pct	Reb	Avg	PF-FO	AST	TO	BS	ST	Pts	Avg
2006-07	33-0	405-12.3	64-124	.516	1-2	.500	33-2	.786	133	4.0	59-0	17	33	10	32	162	4.9
2007-08	29-6	279-9.6	28-78	.359	2-10	.200	17-33	.515	75	2.6	31-0	23	22	5	14	75	2.6
2008-09	33-11	411-12.5	56-134	.418	4-12	.333	31-41	.756	119	3.6	57-0	18	36	12	25	147	4.5
2009-10	36-26	743-20.6	118-264	.447	11-41	.268	55-69	.797	165	4.6	95-1	39	63	20	56	302	8.4
Career	131-43	266-600	266-600	.443	18-65	.278	136-185	.735	492	3.8	242-1	97	154	47	127	686	5.2

Sue Monroe #31

Year	G-GS	Min-Avg	FG-FGA	Pct	3P-3PA	Pct	FT-FTA	Pct	Reb	Avg	PF-FO	AST	TO	BS	ST	Pts	Avg
1977-78	12-1	---	2-11	.182	0-0	.000	4-4	1.000	6	0.5	0-0	0	0	0	0	8	0.7
1978-79	15-1	---	5-18	.278	0-0	.000	4-6	.667	11	0.7	15-0	4	0	0	0	14	0.9
1979-80	23-0	---	6-10	.600	0-0	.000	6-9	.667	16	0.7	15-0	8	0	0	0	18	0.8
Career	50-2	---	13-39	.333	0-0	.000	14-19	.737	33	0.7	30-0	12	0	0	0	40	0.8

Sierra Moore #5

Year	G-GS	Min-Avg	FG-FGA	Pct	3P-3PA	Pct	FT-FTA	Pct	Reb	Avg	PF-FO	AST	TO	BS	ST	Pts	Avg
2012-13	25-0	194-7.8	26-58	.448	0-0	.000	11-22	.500	24	1.0	21-0	12	6	2	11	63	2.5
Career	25-0	194-7.8	26-58	.448	0-0	.000	11-22	.500	24	1.0	21-0	12	6	2	11	63	2.5

Chris Moreland #24

Year	G-GS	Min-Avg	FG-FGA	Pct	3P-3PA	Pct	FT-FTA	Pct	Reb	Avg	PF-FO	AST	TO	BS	ST	Pts	Avg
1984-85	25-25	797-31.9	163-288	.566	---	---	113-160	.706	238	9.5	75-2	32	68	10	18	439	17.6
1985-86	30-29	917-30.6	254-438	.580	---	---	183-267	.685	354	11.8	78-1	20	74	9	25	691	23.0
1986-87	28-27	944-33.7	219-396	.553	---	---	148-222	.667	294	10.5	76-0	39	69	5	24	586	20.9
1987-88	28-28	891-31.8	192-326	.589	0-0	.000	132-219	.603	343	12.3	83-3	28	66	4	27	516	18.4
Career	111-109	3549-32.0	828-1448	.572	0-0	.000	576-868	.664	1229	11.1	312-6	119	277	28	94	2232	20.1

Dana Morgan #14

Year	G-GS	Min-Avg	FG-FGA	Pct	3P-3PA	Pct	FT-FTA	Pct	Reb	Avg	PF-FO	AST	TO	BS	ST	Pts	Avg
2003-04	10-0	38-3.8	4-10	.400	2-5	.400	0-0	.000	2	0.2	5-0	1	3	0	6	10	1
Career	10-0	38-3.8	4-10	.400	2-5	.400	0-0	.000	2	0.2	5-0	1	3	0	6	10	1

Leigh Morgan #20

Year	G-GS	Min-Avg	FG-FGA	Pct	3P-3PA	Pct	FT-FTA	Pct	Reb	Avg	PF-FO	AST	TO	BS	ST	Pts	Avg
1986-87	22-0	139-6.3	10-29	.345	0-0	.000	6-8	.750	8	0.4	12-0	16	23	1	4	26	1.2
1987-88	28-26	892-31.9	59-145	.407	16-50	.320	37-50	.740	55	2.0	58-1	93	87	1	30	171	6.1
1988-89	28-25	869-31.0	65-160	.406	29-69	.420	28-36	.778	65	2.3	66-3	118	72	0	26	187	6.7
1989-90	28-28	994-35.5	68-180	.378	45-110	.409	23-28	.821	63	2.3	60-2	113	88	1	26	204	7.3
Career	106-79	2894-27.8	202-514	.393	90-229	.393	94-122	.770	191	1.8	196-6	340	270	3	86	588	5.7

Tarlough Morgan #44

Year	G-GS	Min-Avg	FG-FGA	Pct	3P-3PA	Pct	FT-FTA	Pct	Reb	Avg	PF-FO	AST	TO	BS	ST	Pts	Avg
1977-78	4-0	---	0-1	.000	0-0	.000	0-0	.000	0	0	0	0	0	0	0	0	0.0
Career	4-0	---	0-1	.000	0-0	.000	0-0	.000	0	0	0	0	0	0	0	0	0.0

Sheana Mosch #3

Year	G-GS	Min-Avg	FG-FGA	Pct	3P-3PA	Pct	FT-FTA	Pct	Reb	Avg	PF-FO	AST	TO	BS	ST	Pts	Avg
1999-00	34-18	846-24.9	107-249	.430	11-28	.393	82-101	.812	112	3.3	49-1	65	67	3	51	307	9.0
2000-01	34-34	915-26.9	129-276	.467	7-18	.389	99-125	.792	154	4.5	41-0	66	60	5	42	364	10.7
2001-02	35-15	868-24.8	109-243	.449	12-39	.308	90-108	.833	123	3.5	46-1	86	57	5	33	320	9.1
2002-03	37-6	739-20.0	103-240	.429	11-38	.289	75-102	.735	111	3.0	48-0	54	39	3	57	292	7.9
Career	140-73	3368-24.1	448-1008	.444	41-123	.333	346-436	.794	500	3.6	184-2	271	223	16	183	1283	9.2

Uchenna Nwoke #13

Year	G-GS	Min-Avg	FG-FGA	Pct	3P-3PA	Pct	FT-FTA	Pct	Reb	Avg	PF-FO	AST	TO	BS	ST	Pts	Avg
2018-19	8-0	20-2.5	1-4	.250	0-0	.000	0-0	.000	3	0.4	3-0	0	3	0	1	2	0.3
2019-20	14-0	38-2.7	2-8	.250	0-0	.000	1-2	.500	8	0.6	4-0	1	4	2	0	5	0.4
2020-21	3-0	30-10.0	1-3	.333	0-0	.000	2-4	.500	7	2.3	2-0	2	1	1	1	4	1.3
Career	25-0	88-3.5	4-15	.267	0-0	.000	3-6	.500	18	0.7	9-0	3	8	3	2	11	0.4

Leaonna Odom #5

Year	G-GS	Min-Avg	FG-FGA	Pct	3P-3PA	Pct	FT-FTA	Pct	Reb	Avg	PF-FO	AST	TO	BS	ST	Pts	Avg
2016-17	34-17	784-23.1	115-212	.542	0-2	.000	46-72	.639	156	4.6	82-0	24	49	32	39	276	8.1
2017-18	33-27	987-29.9	139-263	.529	0-1	.000	40-67	.597	207	6.3	78-0	55	57	38	36	318	9.6
2018-19	30-29	1033-34.4	169-334	.506	0-1	.000	56-95	.589	192	6.4	72-1	76	94	27	49	394	13.1
2019-20	28-26	912-32.6	176-322	.547	3-8	.375	44-71	.620	174	6.2	84-5	46	69	17	52	399	14.3
Career	125-99	3716-29.7	599-1131	.530	3-12	.250	186-305	.610	729	5.8	316-6	201	269	114	176	1387	11.1

Kira Orr #12

Year	G-GS	Min-Avg	FG-FGA	Pct	3P-3PA	Pct	FT-FTA	Pct	Reb	Avg	PF-FO	AST	TO	BS	ST	Pts	Avg
1993-94	27-0	466-17.3	44-115	.383	7-31	.226	19-35	.543	49	1.8	47-0	56	73	1	28	114	4.2
1994-95	30-29	974-32.5	125-330	.379	28-91	.308	54-81	.667	121	4.0	73-1	126	103	1	57	332	11.1
1995-96	33-33	1151-34.9	155-371	.418	42-133	.316	82-113	.726	173	5.2	54-0	170	112	0	60	434	13.2
1996-97	29-29	984-33.9	176-419	.420	56-161	.348	100-120	.833	162	5.6	57-0	93	96	3	59	508	17.5
Career	119-91	3575-30.0	500-1235	.405	133-416	.320	255-349	.731	505	4.2	231-1	445	384	5	204	1388	11.7

Rochelle Parent #4

Year	G-GS	Min-Avg	FG-FGA	Pct	3P-3PA	Pct	FT-FTA	Pct	Reb	Avg	PF-FO	AST	TO	BS	ST	Pts	Avg
1997-98	23-3	279-12.1	33-55	.600	1-2	.500	25-47	.532	89	3.9	36-1	23	27	3	13	92	4.0
1998-99	32-10	442-13.8	52-80	.650	0-0	.000	27-38	.711	108	3.4	67-2	22	35	8	28	131	4.1
1999-00	32-30	764-23.9	66-114	.579	0-0	.000	49-65	.754	218	6.8	118-9	47	64	13	45	181	5.7
2000-01	34-34	887-26.1	63-120	.525	0-1	.000	51-89	.573	205	6.0	107-6	58	61	33	57	177	5.2
Career	121-77	2372-19.6	214-369	.580	1-3	.333	152-239	.636	620	5.1	328-18	150	187	57	143	581	4.8

Jaida Patrick #0

Year	G-GS	Min-Avg	FG-FGA	Pct	3P-3PA	Pct	FT-FTA	Pct	Reb	Avg	PF-FO	AST	TO	BS	ST	Pts	Avg
2019-20	20-0	119-6.0	10-35	.286	0-3	.000	13-19	.684	21	1.1	14-0	3	9	6	4	33	1.7
2020-21	4-4	115-28.8	20-44	.455	4-13	.308	3-4	.750	22	5.5	8-0	16	13	0	3	47	11.8
Career	24-4	234-9.8	30-79	.380	4-16	.250	16-23	.696	43	1.8	22-0	19	22	6	7	80	3.3

Haley Peters #33

Year	G-GS	Min-Avg	FG-FGA	Pct	3P-3PA	Pct	FT-FTA	Pct	Reb	Avg	PF-FO	AST	TO	BS	ST	Pts	Avg
2010-11	36-9	635-17.6	97-186	.522	6-21	.286	25-34	.735	131	3.6	76-1	24	64	7	16	225	6.3
2011-12	33-33	902-27.3	155-303	.512	18-41	.439	29-39	.744	186	5.6	82-2	44	82	9	44	357	10.8
2012-13	36-36	1083-30.1	184-363	.507	27-57	.474	43-56	.768	273	7.6	91-5	67	97	17	40	438	12.2
2013-14	31-31	966-31.2	143-307	.466	18-56	.321	43-63	.683	236	7.6	61-0	54	82	6	39	347	11.2
Career	136-109	3586-26.4	579-1159	.500	69-175	.394	140-192	.729	826	6.1	310-8	189	325	39	139	1367	10.1

Marcy Peterson #22

Year	G-GS	Min-Avg	FG-FGA	Pct	3P-3PA	Pct	FT-FTA	Pct	Reb	Avg	PF-FO	AST	TO	BS	ST	Pts	Avg
1988-89	27-1	474-17.6	75-201	.373	2-12	.167	39-58	.672	120	4.4	49-0	16	32	10	19	191	7.1
1989-90	27-22	739-27.4	97-254	.382	1-6	.167	28-59	.475	137	5.1	55-3	26	48	6	31	223	8.3
Career	54-23	1213-22.5	172-455	.378	3-18	.167	67-117	.573	257	4.8	104-3	42	80	16	50	414	7.7

Crystal Primm #13

YEAR	G-GS	MIN-AVG	FG-FGA	PCT	3P-3PA	PCT	FT-FTA	PCT	REB	AVG	PF-FO	AST	TO	BS	ST	PTS	AVG
2015-16	32-14	600/18.8	55-137	.401	0-3	.000	36-61	.590	82	2.6	58-0	26	50	0	20	146	4.6
2016-17	33-0	363-11.0	25-67	.373	0-0	.000	34-53	.642	53	1.6	34-0	30	26	0	19	84	2.5
Career	65-14	963-14.8	80-204	.392	0-3	.000	70-114	.614	135	2.1	92-0	56	76	0	39	230	3.5

Mary Ann Puckett #55

Year	G-GS	Min-Avg	FG-FGA	Pct	3P-3PA	Pct	FT-FTA	Pct	Reb	Avg	PF-FO	AST	TO	BS	ST	Pts	Avg
1993-94	5-0	30-6.0	7-9	.778	0-0	.000	2-4	.500	7	1.4	6-0	2	1	1	0	16	3.2
Career	5-0	30-6.0	7-9	.778	0-0	.000	2-4	.500	7	1.4	6-0	2	1	1	0	16	3.2

Kathy Radabaugh #30

Year	G-GS	Min-Avg	FG-FGA	Pct	3P-3PA	Pct	FT-FTA	Pct	Reb	Avg	PF-FO	AST	TO	BS	ST	Pts	Avg
1985-86	12-0	36-3.0	1-1	1.000	0-0	.000	2-5	.400	1	0.1	0-0	2	2	0	0	4	0.3
Career	12-0	36-3.0	1-1	1.000	0-0	.000	2-5	.400	1	0.1	0-0	2	2	0	0	4	0.3

Holly Reid #41

Year	G-GS	Min-Avg	FG-FGA	Pct	3P-3PA	Pct	FT-FTA	Pct	Reb	Avg	PF-FO	AST	TO	BS	ST	Pts	Avg
1979-80	23-0	---	16-48	.333	0-0	.000	10-18	.556	31	1.3	13-0	1.3	0	0	0	42	1.8
1980-81	19-1	---	17-38	.447	0-0	.000	6-9	.667	31	1.6	15-0	6	0	0	0	40	2.1
Career	42-1	---	33-86	.384	0-0	.000	16-27	.593	62	1.5	28-0	9	0	0	0	82	2.0

Lauren Rice #40

Year	G-GS	Min-Avg	FG-FGA	Pct	3P-3PA	Pct	FT-FTA	Pct	Reb	Avg	PF-FO	AST	TO	BS	ST	Pts	Avg
1996-97	28-4	356-12.7	29-70	.414	12-29	.414	21-28	.750	78	2.8	43-1	17	34	2	17	91	3.3
1997-98	32-6	556-17.4	58-138	.420	8-30	.267	71-98	.724	163	5.1	51-1	39	51	1	20	195	6.1
1998-99	32-3	533-16.7	47-115	.409	8-26	.308	74-92	.804	131	4.1	55-0	39	52	6	35	176	5.5
1999-00	34-32	1010-29.7	99-233	.425	37-104	.356	93-124	.750	234	6.9	81-3	109	96	8	60	328	9.6
Career	126-45	2455-19.5	233-556	.419	65-189	.344	259-342	.757	606	4.8	230-5	204	233	17	132	790	6.3

Mercedes Riggs #12

Year	G-GS	Min-Avg	FG-FGA	Pct	3P-3PA	Pct	FT-FTA	Pct	Reb	Avg	PF-FO	AST	TO	BS	ST	Pts	Avg
2014-15	32-2	415-13.0	16-59	.271	15-54	.278	4-7	.571	27	0.8	26-0	29	22	1	16	51	1.6
2015-16	24-1	98/4.1	0-9	.000	0-9	.000	2-4	.500	6	0.3	6-0	4	4	0	3	2	0.1
Career	56-3	513/9.2	16-68	.235	15-63	.238	6-11	.545	33	0.6	32-0	33	26	1	19	53	1.0

Teri Rodgers #3

Year	G-GS	Min-Avg	FG-FGA	Pct	3P-3PA	Pct	FT-FTA	Pct	Reb	Avg	PF-FO	AST	TO	BS	ST	Pts	Avg
1987-88	20-0	134-6.7	5-12	.417	0-2	.000	4-7	.571	9	0.5	6-0	18	21	0	2	14	0.7
1988-89	17-0	79-4.6	0-5	.000	0-1	.000	5-7	.714	7	0.4	2-0	9	8	0	3	5	0.3
1989-90	18-0	45-2.5	0-1	.000	0-0	.000	4-6	.667	3	0.2	5-0	2	8	0	1	4	0.2
Career	55-0	258-4.7	5-18	.278	0-3	.000	13-20	.650	19	0.3	13-0	29	37	0	6	23	0.4

Alexis Rogers #32

Year	G-GS	Min-Avg	FG-FGA	Pct	3P-3PA	Pct	FT-FTA	Pct	Reb	Avg	PF-FO	AST	TO	BS	ST	Pts	Avg
2009-10	24-0	125-5.2	15-36	.417	0-8	.000	5-7	.714	38	1.6	20-0	8	13	1	8	35	1.5
Career	24-0	125-5.2	15-36	.417	0-8	.000	5-7	.714	38	1.6	20-0	8	13	1	8	35	1.5

Jennifer Rokus #42

Year	G-GS	Min-Avg	FG-FGA	Pct	3P-3PA	Pct	FT-FTA	Pct	Reb	Avg	PF-FO	AST	TO	BS	ST	Pts	Avg
1979-80	16-0	---	2-9	.222	0-0	.000	3-5	.600	8	0.5	3-0	1	0	0	0	7	0.4
Career	16-0	---	2-9	.222	0-0	.000	3-5	.600	8	0.5	3-0	1	0	0	0	7	0.4

Sofia Roma #11

Year	G-GS	Min-Avg	FG-FGA	Pct	3P-3PA	Pct	FT-FTA	Pct	Reb	Avg	PF-FO	AST	TO	BS	ST	Pts	Avg
2017-18	12-0	71-5.9	4-12	.333	0-0	.000	1-5	.200	16	1.3	10-0	3	8	0	4	9	0.8
2018-19	24-0	129-5.4	3-6	.500	0-0	.000	3-3	1.000	23	1.0	22-0	5	11	2	1	9	0.4
Career	36-0	200-5.6	7-18	.389	0-0	.000	4-8	.500	39	1.1	32-0	8	19	2	5	18	0.5

Claire Rose #20

Year	G-GS	Min-Avg	FG-FGA	Pct	3P-3PA	Pct	FT-FTA	Pct	Reb	Avg	PF-FO	AST	TO	BS	ST	Pts	Avg
1979-80	27-0	---	50-135	.370	0-0	.000	24-38	.632	34	1.3	27-0	34	0	0	0	124	4.6
1980-81	24-14	---	96-241	.398	0-0	.000	31-41	.756	42	1.8	53-2	97	0	0	0	223	9.3
1981-82	29-21	---	95-240	.396	0-0	.000	51-65	.785	40	1.4	59-0	122	0	0	0	241	8.3
1982-83	25-20	405-16.2	66-160	.413	0-0	.000	54-63	.857	38	1.5	44-0	82	45	3	27	186	7.4
Career	105-55	405-16.2	307-776	.396	0-0	.000	160-207	.773	154	1.5	183-2	335	45	3	27	774	7.4

Angela Salvadores #3

Year	G-GS	MIN-AVG	FG-FGA	PCT	3P-3PA	PCT	FT-FTA	PCT	REB	AVG	PF-FO	AST	TO	BS	ST	PTS	AVG
2015-16	29-15	751-25.9	93-216	.431	26-75	.347	41-63	.651	81	2.8	50-0	96	94	4	35	253	8.7
Career	29-15	751-25.9	93-216	.431	26-75	.347	41-63	.651	81	2.8	50-0	96	94	4	35	253	8.7

Jennifer Scanlon #13

Year	G-GS	Min-Avg	FG-FGA	Pct	3P-3PA	Pct	FT-FTA	Pct	Reb	Avg	PF-FO	AST	TO	BS	ST	Pts	Avg
1992-93	27-4	592-21.9	102-255	.400	25-63	.397	40-68	.588	76	2.8	42-0	34	49	2	22	269	10.0
1993-94	27-25	676-25.0	118-267	.442	35-95	.368	45-59	.769	70	2.6	44-0	52	55	7	32	316	11.7
1994-95	31-31	947-30.5	142-337	.421	51-131	.389	69-100	.690	108	3.5	61-1	66	80	1	37	404	13.0
1995-96	33-33	1089-33.0	140-347	.403	48-131	.366	60-88	.682	136	4.1	60-1	107	70	2	31	388	11.8
Career	118-93	3304-28.0	502-1206	.416	159-420	.379	214-315	.679	390	3.3	207-2	259	254	12	122	1377	11.7

Kathleen Scheer #24

Year	G-GS	Min-Avg	FG-FGA	Pct	3P-3PA	Pct	FT-FTA	Pct	Reb	Avg	PF-FO	AST	TO	BS	ST	Pts	Avg
2008-09	22-0	134-6.1	20-56	.357	12-30	.400	2-6	.333	31	1.4	17-0	5	14	6	10	54	2.5
2009-10	29-0	190-6.6	22-74	.297	11-51	.216	11-17	.647	33	1.1	10-0	9	15	4	9	66	2.3
2010-11	36-15	458-12.7	44-127	.346	14-48	.292	15-24	.625	98	2.7	66-1	30	27	26	23	117	3.3
2011-12	33-3	387-11.7	39-93	.419	6-30	.200	12-17	.706	88	2.7	41-0	19	28	18	19	96	2.9
Career	120-18	1169-9.7	125-350	.357	43-159	.270	40-64	.625	250	2.1	134-1	63	84	54	61	333	2.8

Emily Schubert #30

Year	G-GS	Min-Avg	FG-FGA	Pct	3P-3PA	Pct	FT-FTA	Pct	Reb	Avg	PF-FO	AST	TO	BS	ST	Pts	Avg
2017-18	6-0	12-2.0	0-1	.000	0-0	.000	0-0	.000	0	0.0	2-0	1	0	2	0	0	0.0
2018-19	5-0	13-2.6	0-4	.000	0-0	.000	0-0	.000	0	0.0	2-0	0	1	0	0	0	0.0
2019-20	9-0	15-1.7	1-1	1.000	0-0	.000	0-0	.000	3	0.3	1-0	1	1	0	0	2	0.2
Career	20-0	40-2.0	1-6	.167	0-0	.000	0-0	.000	3	0.2	5-0	2	2	2	0	2	0.1

Georgia Schweitzer #23

Year	G-GS	Min-Avg	FG-FGA	Pct	3P-3PA	Pct	FT-FTA	Pct	Reb	Avg	PF-FO	AST	TO	BS	ST	Pts	Avg
1997-98	32-15	816-25.5	85-205	.415	37-104	.356	40-54	.741	89	2.8	47-0	73	52	4	41	247	7.7
1998-99	36-32	958-26.6	132-270	.489	40-96	.417	56-83	.675	147	4.1	63-0	103	83	14	35	360	10.0
1999-00	34-34	1069-31.4	187-408	.458	60-149	.403	98-127	.772	136	4.0	42-0	112	83	12	45	532	15.6
2000-01	34-34	1100-32.4	175-365	.479	65-155	.419	66-94	.702	161	4.7	58-0	140	92	11	50	481	14.1
Career	136-115	3943-29.0	579-1248	.464	202-504	.401	260-358	.726	533	3.9	210-0	428	310	41	171	1620	11.9

Shay Selby #3

Year	G-GS	Min-Avg	FG-FGA	Pct	3P-3PA	Pct	FT-FTA	Pct	Reb	Avg	PF-FO	AST	TO	BS	ST	Pts	Avg
2008-09	26-0	233-9.0	25-58	.431	10-24	.417	10-18	.556	20	0.8	21-0	13	28	2	15	70	2.7
2009-10	35-0	382-10.9	37-93	.398	16-48	.333	15-20	.750	52	1.5	32-0	36	28	3	32	105	3.0
2010-11	34-10	443-13.0	49-125	.392	23-57	.404	7-10	.700	51	1.5	32-0	49	32	1	30	128	3.8
2011-12	27-18	694-25.7	69-170	.406	17-63	.270	30-39	.769	82	3.0	45-0	69	53	5	45	185	6.9
Career	122-28	1752-14.4	180-446	.404	66-192	.344	62-87	.713	205	1.7	130-0	167	141	11	122	488	4.0

Brooke Smith #22

Year	G-GS	Min-Avg	FG-FGA	Pct	3P-3PA	Pct	FT-FTA	Pct	Reb	Avg	PF-FO	AST	TO	BS	ST	Pts	Avg
2002-03	25-0	233-9.3	34-64	.531	0-1	.000	17-26	.654	62	2.5	16-0	9	16	11	11	85	3.4
Career	25-0	233-9.3	34-64	.531	0-1	.000	17-26	.654	62	2.5	16-0	9	16	11	11	85	3.4

Wanisha Smith #23

Year	G-GS	Min-Avg	FG-FGA	Pct	3P-3PA	Pct	FT-FTA	Pct	Reb	Avg	PF-FO	AST	TO	BS	ST	Pts	Avg
2004-05	36-35	1163-32.3	134-312	.429	41-100	.410	85-118	.720	101	2.8	80-3	154	134	3	61	394	10.9
2005-06	35-20	738-21.1	98-224	.438	20-63	.317	43-61	.705	96	2.7	56-2	121	74	4	42	259	7.4
2006-07	34-34	930-27.4	105-251	.418	27-75	.360	83-110	.755	147	4.3	48-0	135	89	3	36	320	9.4
2007-08	30-30	825-27.5	90-259	.347	30-98	.306	73-96	.760	94	3.1	44-0	86	78	1	28	283	9.4
Career	135-119	3656-27.1	427-1046	.408	118-336	.351	284-385	.738	438	3.2	228-5	496	375	11	167	1256	9.3

Amy Smolens #22

Year	G-GS	Min-Avg	FG-FGA	Pct	3P-3PA	Pct	FT-FTA	Pct	Reb	Avg	PF-FO	AST	TO	BS	ST	Pts	Avg
1977-78	4-0	---	1-1	1.000	0-0	.000	0-0	.000	0	0.0	0-0	0	0	0	0	2	0.5
Career	4-0	---	1-1	1.000	0-0	.000	0-0	.000	0	0.0	0-0	0	0	0	0	2	0.5

Carolyn Sonzogni #22

Year	G-GS	Min-Avg	FG-FGA	Pct	3P-3PA	Pct	FT-FTA	Pct	Reb	Avg	PF-FO	AST	TO	BS	ST	Pts	Avg
1983-84	21-0	202-9.6	41-95	.432	0-0	.000	22-32	.688	23	1.1	24-0	12	27	0	12	104	5.0
1984-85	21-0	136-6.5	17-45	.378	0-0	.000	11-18	.611	16	0.8	15-0	10	20	2	5	45	2.1
1985-86	30-4	551-18.4	66-142	.465	0-0	.000	49-65	.754	32	1.1	63-2	63	79	4	40	181	6.0
1986-87	29-16	667-23.0	71-153	.464	0-0	.000	29-46	.630	41	1.4	72-4	87	91	2	44	171	5.9
Career	101-20	1556-15.4	195-435	.448	0-0	.000	111-161	.689	112	1.1	174-6	172	217	8	101	501	5.0

Alice Steuby #13

Year	G-GS	Min-Avg	FG-FGA	Pct	3P-3PA	Pct	FT-FTA	Pct	Reb	Avg	PF-FO	AST	TO	BS	ST	Pts	Avg
1989-90	7-0	19-2.7	2-2	1.000	0-0	.000	0-2	.000	5	0.7	1-0	0	2	0	0	4	0.6
Career	7-0	19-2.7	2-2	1.000	0-0	.000	0-2	.000	5	0.7	1-0	0	2	0	0	4	0.6

Azurá Stevens #11

Year	G-GS	Min-Avg	FG-FGA	Pct	3P-3PA	Pct	FT-FTA	Pct	Reb	Avg	PF-FO	AST	TO	BS	ST	Pts	Avg
2014-15	33-26	950-28.8	194-379	.512	13-46	.283	65-109	.596	271	8.2	55-0	56	85	30	35	466	14.1
2015-16	25-25	781/31.2	189-353	.535	19-53	.358	75-100	.750	241	9.6	52-1	41	67	53	32	439	18.9
Career	58-51	1731-29.8	383-732	.523	32-99	.323	140-209	.670	512	8.8	107-1	97	152	83	67	938	16.2

Faith Suggs #14

Year	G-GS	MIN-AVG	FG-FGA	PCT	3P-3PA	PCT	FT-FTA	PCT	REB	AVG	PF-FO	AST	TO	BS	ST	PTS	AVG
2015-16	29-1	257/8.9	19-56	.339	8-25	.320	12-23	.522	46	1.6	33-0	8	20	0	9	58	2.0
2016-17	32-0	194-6.1	16-47	.340	2-21	.095	2-4	.500	25	0.8	16-0	8	8	0	13	36	1.1
2017-18	31-7	351-11.3	22-53	.415	6-18	.333	19-33	.576	48	1.5	24-0	10	16	1	9	69	2.2
2018-19	30-16	517-17.2	37-87	.425	6-17	.353	13-26	.500	78	2.6	44-0	14	41	3	21	93	3.1
Career	122-24	1319/10.8	94-243	.387	22-81	.272	46-86	.535	197	1.6	117-0	40	85	4	52	156	2.1

Sarah Sullivan #11

Year	G-GS	Min-Avg	FG-FGA	Pct	3P-3PA	Pct	FT-FTA	Pct	Reb	Avg	PF-FO	AST	TO	BS	ST	Pts	Avg
1982-83	25-23	313-12.5	73-158	.462	0-0	.000	17-46	.370	140	5.6	83-5	11	20	68	3	163	6.5
1983-84	3-1	15-5.0	0-3	.000	0-0	.000	0-2	.000	4	1.3	7-0	0	2	2	1	0	0.0
1984-85	26-26	621-23.9	71-164	.433	0-0	.000	41-61	.672	139	5.3	93-5	38	52	37	7	183	7.0
1985-86	30-30	756-25.2	79-202	.391	0-0	.000	37-69	.536	214	7.1	112-6	27	44	58	16	195	6.5
1986-87	29-24	661-22.8	53-115	.461	0-0	.000	36-58	.621	174	6.0	105-7	30	48	45	17	142	4.9
Career	113-104	2366-20.9	276-642	.430	0-0	.000	131-236	.555	671	5.9	400-23	106	166	210	44	683	6.0

Sigrid Taylor #41

Year	G-GS	Min-Avg	FG-FGA	Pct	3P-3PA	Pct	FT-FTA	Pct	Reb	Avg	PF-FO	AST	TO	BS	ST	Pts	Avg
1977-78	13-0	0-0.0	2-8	.250	0-0	.000	3-10	.300	13	1.0	0-0	1	0	0	0	7	0.5
Career	13-0	0-0.0	2-8	.250	0-0	.000	3-10	.300	13	1.0	0-0	1	0	0	0	7	0.5

Kathy Tenney #22

Year	G-GS	Min-Avg	FG-FGA	Pct	3P-3PA	Pct	FT-FTA	Pct	Reb	Avg	PF-FO	AST	TO	BS	ST	Pts	Avg
1980-81	5-0	---	0-0	.000	0-0	.000	1-2	.500	0	0.0	1-0	0	0	0	0	1	0.2
Career	5-0	---	0-0	.000	0-0	.000	1-2	.500	0	0.0	1-0	0	0	0	0	1	0.2

Jasmine Thomas #5

Year	G-GS	Min-Avg	FG-FGA	Pct	3P-3PA	Pct	FT-FTA	Pct	Reb	Avg	PF-FO	AST	TO	BS	ST	Pts	Avg
2007-08	35-20	884-25.3	112-319	.351	24-97	.247	29-48	.604	98	2.8	55-0	82	88	30	52	277	7.9
2008-09	30-28	885-29.5	112-310	.361	28-98	.286	55-74	.743	82	2.7	48-0	98	78	7	50	307	10.2
2009-10	36-36	1168-32.4	206-532	.387	63-177	.356	102-129	.791	153	4.3	63-0	146	115	7	100	577	16.0
2010-11	36-36	1172-32.6	199-513	.388	65-166	.392	80-121	.661	139	3.9	57-0	123	104	20	85	543	15.1
Career	137-120	4109-30.0	629-1674	.376	180-538	.335	266-372	.715	472	3.4	223-0	449	385	64	287	1704	12.4

Krystal Thomas #34

Year	G-GS	Min-Avg	FG-FGA	Pct	3P-3PA	Pct	FT-FTA	Pct	Reb	Avg	PF-FO	AST	TO	BS	ST	Pts	Avg
2007-08	30-0	359-12.0	52-112	.464	0-0	.000	26-42	.619	105	3.5	47-0	13	44	35	14	130	4.3
2008-09	33-0	383-11.6	50-118	.424	0-0	.000	42-63	.667	133	4.0	38-1	7	48	32	9	142	4.3
2009-10	36-26	852-23.7	100-199	.503	0-2	.000	64-112	.571	238	6.6	78-1	30	73	70	21	264	7.3
2010-11	36-36	981-27.3	109-231	.472	0-0	.000	57-104	.548	300	8.3	75-1	42	79	59	41	275	7.6
Career	135-62	2575-19.1	311-600	.471	0-2	.000	189-321	.589	779	5.7	238-3	92	244	196	85	811	6.0

Patti Thomasson #11, #12

Year	G-GS	Min-Avg	FG-FGA	Pct	3P-3PA	Pct	FT-FTA	Pct	Reb	Avg	PF-FO	AST	TO	BS	ST	Pts	Avg
1979-80	27-27	---	84-215	.391	0-0	.000	16-21	.762	77	2.9	69-4	93	0	0	0	184	6.8
1980-81	25-13	---	40-104	.385	0-0	.000	16-21	.762	35	1.4	61-4	93	0	0	0	96	3.8
Career	52-40	---	124-319	.389	0-0	.000	35-42	.762	112	2.2	130-8	186	0	0	0	280	5.4

iciss Tillis #33

Year	G-GS	Min-Avg	FG-FGA	Pct	3P-3PA	Pct	FT-FTA	Pct	Reb	Avg	PF-FO	AST	TO	BS	ST	Pts	Avg
2000-01	34-25	829-24.4	118-270	.437	27-74	.365	29-40	.725	188	5.5	86-2	60	70	40	54	292	8.6
2001-02	34-33	1032-30.4	197-436	.452	30-89	.337	62-91	.681	271	8.0	91-2	94	99	30	79	486	14.3
2002-03	37-37	1128-30.5	212-476	.445	47-122	.385	64-80	.800	273	7.4	93-3	79	91	38	80	535	14.5
2003-04	32-32	897-28.0	146-355	.411	24-82	.293	83-96	.865	214	6.7	82-3	68	61	43	57	399	12.5
Career	137-127	3886-28.4	673-1537	.438	128-367	.349	238-307	.775	946	6.9	352-10	301	321	151	270	1712	12.5

Madison Treece #44

Year	G-GS	Min-Avg	FG-FGA	Pct	3P-3PA	Pct	FT-FTA	Pct	Reb	Avg	PF-FO	AST	TO	BS	ST	Pts	Avg
2017-18	17-0	93-5.5	5-21	.238	0-3	.000	7-13	.538	16	0.9	7-0	5	3	1	2	17	1.0
2018-19	4-0	17/4.3	0-1	.000	0-1	.000	1-2	.500	4	1.0	4-0	1	3	0	0	1	0.3
Career	21-0	110/5.2	5-22	.227	0-4	.000	8-15	.533	20	1.0	11-0	6	6	1	2	18	0.9

Michele Van Gorp #31

Year	G-GS	Min-Avg	FG-FGA	Pct	3P-3PA	Pct	FT-FTA	Pct	Reb	Avg	PF-FO	AST	TO	BS	ST	Pts	Avg
1997-98	32-22	333-10.4	131-233	.562	6-19	.316	65-95	.684	130	4.1	82-2	23	71	22	12	333	10.4
1998-99	36-36	933-25.9	258-416	.620	2-8	.250	92-153	.601	197	5.5	97-5	40	95	36	21	610	16.9
Career	68-58	1266-18.6	389-649	.599	8-27	.296	157-248	.633	327	4.8	179-7	63	166	58	33	943	13.9

Allison Vernerey #43

Year	G-GS	Min-Avg	FG-FGA	Pct	3P-3PA	Pct	FT-FTA	Pct	Reb	Avg	PF-FO	AST	TO	BS	ST	Pts	Avg
2009-10	36-5	673-18.7	98-201	.488	0-0	.000	46-87	.529	175	4.9	72-3	16	74	29	21	242	6.7
2010-11	36-11	671-18.6	89-189	.471	0-0	.000	35-83	.422	146	4.1	62-0	24	57	23	35	213	5.9
2011-12	33-1	492-14.9	75-134	.560	0-0	.000	24-59	.407	102	3.1	47-0	30	38	20	20	174	5.3
2012-13	35-6	491-14.0	51-99	.515	0-0	.000	5-28	.179	92	2.6	54-1	38	34	37	28	107	3.1
Career	140-23	2327-16.6	313-623	.502	0-0	.000	110-257	.428	515	3.7	235-4	108	203	109	104	736	5.3

Margo Walsh #31

Year	G-GS	Min-Avg	FG-FGA	Pct	3P-3PA	Pct	FT-FTA	Pct	Reb	Avg	PF-FO	AST	TO	BS	ST	Pts	Avg
1979-80	27-5	---	91-227	.401	0-0	.000	41-63	.651	89	3.3	45-0	25	0	0	0	223	8.3
1980-81	25-25	---	119-291	.409	0-0	.000	37-57	.649	80	3.2	61-2	61	0	0	0	275	11.0
1981-82	27-10	---	69-209	.330	0-0	.000	41-50	.820	59	2.2	36-0	46	0	0	0	179	6.6
1982-83	23-4	151-6.6	55-121	.455	0-0	.000	16-20	.800	52	2.3	28-0	22	21	1	9	126	5.5
Career	102-44	151-6.6	334-848	.394	0-0	.000	135-190	.711	280	2.7	170-2	154	21	1	9	803	7.9

Abby Waner #4

Year	G-GS	Min-Avg	FG-FGA	Pct	3P-3PA	Pct	FT-FTA	Pct	Reb	Avg	PF-FO	AST	TO	BS	ST	Pts	Avg
2005-06	35-15	758-21.7	111-246	.451	50-131	.382	38-55	.691	87	2.5	62-0	112	86	8	65	310	8.9
2006-07	34-34	969-28.5	175-380	.461	68-188	.362	60-78	.769	150	4.4	57-0	93	67	15	85	478	14.1
2007-08	31-31	921-29.7	110-336	.327	49-188	.261	50-68	.735	113	3.6	77-1	117	91	6	80	319	10.3
2008-09	31-31	975-31.5	107-321	.333	55-184	.299	32-41	.780	95	3.1	61-1	110	103	15	83	301	9.7
Career	131-111	3623-27.7	503-1283	.392	222-691	.321	180-242	.744	445	3.4	257-2	432	347	44	313	1408	10.7

Emily Waner #2

Year	G-GS	Min-Avg	FG-FGA	Pct	3P-3PA	Pct	FT-FTA	Pct	Reb	Avg	PF-FO	AST	TO	BS	ST	Pts	Avg
2005-06	23-0	202-8.8	17-54	.315	14-39	.359	5-7	.714	17	0.7	20-0	22	22	0	10	53	2.3
2006-07	31-0	464-15.0	40-122	.328	26-87	.299	6-9	.667	48	1.5	17-0	36	25	5	20	112	3.6
2007-08	18-3	177-9.8	11-29	.379	9-24	.375	1-4	.250	16	0.9	11-0	28	17	0	7	32	1.8
Career	72-3	843-11.7	68-205	.332	49-150	.327	12-20	.600	81	1.1	48-0	86	64	5	37	197	2.7

Lisa Warren #30

Year	G-GS	Min-Avg	FG-FGA	Pct	3P-3PA	Pct	FT-FTA	Pct	Reb	Avg	PF-FO	AST	TO	BS	ST	Pts	Avg
1977-78	20-17	---	65-192	.339	0-0	.000	67-109	.615	136	6.8	0-0	10	0	0	0	197	9.9
1978-79	22-20	---	85-195	.436	0-0	.000	46-70	.657	138	6.3	70-1	36	0	0	0	216	9.8
1979-80	27-26	---	107-248	.431	0-0	.000	53-85	.624	181	6.7	92-5	18	0	0	0	267	9.9
Career	69-63	---	257-635	.405	0-0	.000	166-264	.629	455	6.6	162-6	64	0	0	0	680	9.9

Susan Weeks #34

Year	G-GS	Min-Avg	FG-FGA	Pct	3P-3PA	Pct	FT-FTA	Pct	Reb	Avg	PF-FO	AST	TO	BS	ST	Pts	Avg
1983-84	10-0	25-2.5	3-6	.500	0-0	.000	3-8	.375	8	0.8	4-0	1	20	0	1	9	0.9
Career	10-0	25-2.5	3-6	.500	0-0	.000	3-8	.375	8	0.8	4-0	1	20	0	1	9	0.9

Chloe Wells #4

Year	G-GS	Min-Avg	FG-FGA	Pct	3P-3PA	Pct	FT-FTA	Pct	Reb	Avg	PF-FO	AST	TO	BS	ST	Pts	Avg
2010-11	36-5	494-13.7	51-137	.372	13-53	.245	12-20	.600	33	0.9	36-0	62	40	7	53	127	3.5
2011-12	10-10	266-26.6	40-88	.455	9-22	.409	15-17	.882	21	2.1	20-0	40	14	3	36	104	10.4
2012-13	31-8	617-19.9	58-138	.420	30-71	.423	13-17	.765	50	1.6	35-0	55	32	3	55	159	5.1
2013-14	19-0	210-11.1	24-59	.407	11-26	.423	12-18	.667	22	1.2	12-0	33	15	0	23	71	3.7
Career	96-23	1587-16.5	173-422	.410	63-172	.366	52-72	.722	126	1.3	103-0	190	101	13	167	461	4.8

Missy West #25

Year	G-GS	Min-Avg	FG-FGA	Pct	3P-3PA	Pct	FT-FTA	Pct	Reb	Avg	PF-FO	AST	TO	BS	ST	Pts	Avg
1996-97	23-5	288-12.5	40-108	.370	19-54	.352	10-16	.625	44	1.9	35-0	12	19	0	14	109	4.7
1998-99	11-0	43-3.9	5-14	.357	1-6	.167	5-6	.833	6	0.5	3-0	1	3	0	3	16	1.5
1999-00	31-4	437-14.1	80-172	.465	38-98	.388	25-33	.758	48	1.5	29-0	29	30	3	26	223	7.2
2000-01	31-0	319-10.3	33-104	.317	17-61	.279	18-21	.857	43	1.4	26-0	33	26	1	22	101	3.3
Career	96-9	1087-11.3	158-398	.397	75-219	.342	58-76	.763	141	1.5	93-0	75	78	4	65	449	4.7

Crystal White #55

Year	G-GS	Min-Avg	FG-FGA	Pct	3P-3PA	Pct	FT-FTA	Pct	Reb	Avg	PF-FO	AST	TO	BS	ST	Pts	Avg
2000-01	27-0	163-6.0	25-52	.481	0-0	.000	13-25	.520	47	1.7	34-0	3	17	23	3	63	2.3
2001-02	7-0	103-14.7	18-33	.545	0-0	.000	7-11	.636	25	3.6	12-0	3	9	8	3	43	6.1
Career	34-0	266-7.8	43-85	.506	0-0	.000	20-36	.556	72	2.1	46-0	6	26	31	6	106	3.1

Wynter Whitley #31

Year	G-GS	Min-Avg	FG-FGA	Pct	3P-3PA	Pct	FT-FTA	Pct	Reb	Avg	PF-FO	AST	TO	BS	ST	Pts	Avg
2001-02	35-20	772-22.1	89-185	.481	10-32	.313	84-118	.712	171	4.9	90-2	26	67	16	37	272	7.8
2002-03	37-1	547-14.8	60-154	.390	5-29	.172	37-60	.617	102	2.8	75-1	19	45	12	25	162	4.4
2003-04	4-0	26-6.5	2-7	.286	0-0	.000	0-0	.000	7	1.8	3-0	1	2	1	1	4	1.0
2004-05	35-4	676-19.3	73-166	.440	4-25	.160	41-61	.672	106	3.0	72-0	46	66	10	51	191	5.5
Career	111-25	2021-18.2	224-512	.438	19-86	.221	162-239	.678	386	3.5	240-3	92	180	39	114	629	5.7

Elizabeth Williams #1

Year	G-GS	Min-Avg	FG-FGA	Pct	3P-3PA	Pct	FT-FTA	Pct	Reb	Avg	PF-FO	AST	TO	BS	ST	Pts	Avg
2011-12	33-33	1008-30.5	186-383	.486	1-2	.500	88-145	.607	259	7.8	78-1	54	101	116	51	461	14.0
2012-13	36-36	1063-29.5	215-423	.508	0-1	.000	116-167	.695	264	7.3	63-0	45	78	107	41	546	15.2
2013-14	35-35	1066-30.5	202-384	.526	0-0	.000	80-142	.563	267	7.6	77-4	76	79	108	45	484	13.8
2014-15	32-32	1025-32.0	188-385	.488	0-0	.000	88-147	.599	288	9.0	10-1	81	92	95	48	464	14.5
Career	136-132	4162-30.6	791-1575	.502	1-3	.333	372-601	.619	1078	7.9	288-6	256	350	426	185	1955	14.4

Jade Williams #25

Year	G-GS	Min-Avg	FG-FGA	Pct	3P-3PA	Pct	FT-FTA	Pct	Reb	Avg	PF-FO	AST	TO	BS	ST	Pts	Avg
2017-18	33-8	487-14.8	58-111	.523	0-1	.000	15-40	.375	100	3.0	66-1	20	47	40	13	131	4.0
2018-19	30-23	830-27.7	106-231	.459	2-5	.400	39-67	.582	161	5.4	94-4	28	67	20	27	253	8.4
2019-20	30-26	853-28.4	97-183	.530	10-34	.294	15-32	.469	130	4.3	73-2	52	77	25	40	219	7.3
2020-21	4-4	116-29.0	20-33	.606	0-0	.000	4-10	.400	36	9.0	8-0	18	11	4	4	44	11.0
Career	97-61	2286-23.6	281-558	.504	12-40	.300	73-149	.490	427	4.4	241-7	118	202	89	84	647	6.7

Traci Williams #21

Year	G-GS	Min-Avg	FG-FGA	Pct	3P-3PA	Pct	FT-FTA	Pct	Reb	Avg	PF-FO	AST	TO	BS	ST	Pts	Avg
1987-88	26-8	419-16.1	46-148	.311	1-4	.250	36-58	.621	46	1.8	53-4	35	74	2	24	129	5.0
1988-89	19-5	341-17.9	47-122	.385	0-1	.000	39-61	.639	66	3.5	31-1	33	43	2	15	133	7.0
1989-90	28-27	859-30.7	101-260	.388	1-4	.250	52-79	.658	213	7.6	96-7	66	76	6	31	255	9.1
1990-91	27-27	871-32.3	146-316	.462	2-6	.333	99-136	.728	204	7.6	73-1	66	82	13	38	393	14.6
Career	100-67	2490-24.9	340-846	.402	4-15	.267	226-334	.677	529	5.3	253-13	200	275	23	108	910	9.1

Shannon Wills #44

Year	G-GS	Min-Avg	FG-FGA	Pct	3P-3PA	Pct	FT-FTA	Pct	Reb	Avg	PF-FO	AST	TO	BS	ST	Pts	Avg
1990-91	27-1	316-11.7	52-108	.481	0-0	.000	28-43	.651	92	3.4	34-0	6	33	11	9	132	4.9
1991-92	28-1	460-16.4	80-150	.533	0-0	.000	44-79	.557	152	5.4	55-2	14	50	16	18	204	7.3
1992-93	4-0	32-8.0	0-6	.000	0-0	.000	2-3	.667	6	1.5	5-0	0	3	1	3	2	0.5
Career	59-2	808-13.7	132-264	.500	0-0	.000	74-125	.592	250	4.2	94-2	20	86	28	30	338	5.7

YEAR-BY-YEAR TEAM/PLAYER STATS

2021-22 WOMEN'S BASKETBALL MEDIA GUIDE

1977-78

Record: 1-19; ACC: 0-8; Home: 0-9; Away: 1-10; Neutral: 0-0

Player	G-GS	MP	FG-FGA	Pct	FT-FTA	Pct	Reb-Avg	PF-DQ	Ast	TO	BS	St	Pts-Avg
McCarthy	20-17	—	127-263	.475	77-124	.621	107-5.6	—	65	—	—	—	331-16.6
Warren	20-17	—	65-192	.317	67-109	.615	136-7.2	—	10	—	—	—	197-9.9
Ellis	20-15	—	58-156	.359	48-64	.750	76-4.0	—	20	—	—	—	164-8.2
Friend	14-8	—	50-125	.375	10-13	.769	23-1.8	—	9	—	—	—	110-7.9
Lockey	16-6	—	34-88	.386	4-4	1.000	26-1.7	—	4	—	—	—	72-4.5
Hathorn	19-6	—	29-99	.293	13-25	.520	86-4.8	—	3	—	—	—	71-3.7
Bulger	20-8	—	27-88	.307	11-37	.297	105-5.5	—	8	—	—	—	65-3.3
Giordano	16-0	—	11-50	.220	8-15	.533	26-1.7	—	1	—	—	—	30-1.9
Bergeron	19-6	—	11-42	.262	8-12	.667	30-1.7	—	33	—	—	—	30-1.6
Fagerberg	10-1	—	2-15	.133	5-10	.500	5-0.6	—	0	—	—	—	9-0.9
Taylor	13-0	—	2-8	.250	3-10	.300	13-1.1	—	1	—	—	—	7-0.5
Monroe	12-1	—	2-11	.182	4-4	1.000	6-0.5	—	0	—	—	—	8-0.7
Morgan	4-0	—	0-1	.000	0-0	.000	0-0.0	—	0	—	—	—	0-0.0
Smolens	4-0	—	1-1	1.000	0-0	.000	0-0.0	—	0	—	—	—	2-0.5
Team	—	—	—	—	—	—	—	—	—	—	—	—	—
Duke	20	—	419-1139	.357	258-427	.604	693-36.5	—	151	—	—	—	1096-54.8
Opps	—	—	—	—	—	—	—	—	—	—	—	—	—

1978-79

Record: 11-11; ACC: 3-6; Home: 8-3; Away: 3-6; Neutral: 0-2

Player	G-GS	MP	FG-FGA	Pct	FT-FTA	Pct	Reb-Avg	PF-DQ	Ast	TO	BS	St	Pts-Avg
Krause	22-21	—	135-284	.475	51-77	.662	237-10.7	57-0	26	—	—	—	321-14.5
McCarthy	22-22	—	123-272	.452	56-82	.682	66-3.0	49-0	72	—	—	—	302-13.7
Earnhardt	20-20	—	101-209	.483	17-23	.739	115-5.7	34-0	37	—	—	—	219-10.9
Warren	22-20	—	85-195	.435	46-70	.657	138-6.2	70-1	36	—	—	—	216-9.8
Matthews	22-19	—	65-164	.396	53-81	.654	93-4.2	60-6	45	—	—	—	183-8.3
Bulger	22-1	—	27-75	.360	11-32	.344	79-3.5	34-0	7	—	—	—	65-2.9
Markiewicz	21-5	—	38-82	.463	8-11	.727	16-0.7	26-0	16	—	—	—	84-4.0
Bergeron	16-1	—	10-27	.370	0-5	.000	7-0.4	8-0	9	—	—	—	20-1.2
Leonard	14-0	—	7-32	.218	6-10	.600	9-0.6	7-0	14	—	—	—	20-1.4
Monroe	15-1	—	5-18	.277	4-6	.667	11-0.7	15-0	4	—	—	—	14-1.4
Friend	10-0	—	5-23	.217	0-0	—	15-1.5	2-0	3	—	—	—	10-1.0
Griffin	9-0	—	3-20	.150	1-2	.500	15-1.7	8-0	1	—	—	—	7-0.8
Team	—	—	—	—	—	—	105-4.7	—	—	—	—	—	—
Dead Ball Rebounds*	—	—	—	—	—	—	73-3.3	—	—	—	—	—	—
Duke	22	—	604-1401	.431	253-399	.634	906-41.1	370-7	272	456	—	—	1461-66.4
Opps	22	—	612-1529	.400	250-386	.647	941-42.7	382-10	262	436	—	—	1474-67.0

1979-80

Record: 14-13; ACC: 5-5; Home: 8-3; Away: 5-5; Neutral: 1-5

Player	G-GS	MP	FG-FGA	Pct	FT-FTA	Pct	Reb-Avg	PF-DQ	Ast	TO	BS	St	Pts-Avg
Krause	27-26	—	127-291	.436	99-135	.733	251-9.3	84-5	22	—	—	—	353-13.1
Warren	27-26	—	107-248	.431	53-85	.624	181-6.7	92-5	18	—	—	—	267-9.9
McCarthy	25-23	—	104-278	.374	38-62	.613	73-2.9	45-0	75	—	—	—	246-9.8
Walsh	27-5	—	91-227	.401	41-63	.651	89-3.3	45-0	25	—	—	—	223-8.3
Matthews	27-9	—	60-159	.377	65-101	.644	180-6.7	85-6	45	—	—	—	185-6.9
Thomasson	27-27	—	84-215	.391	16-21	.762	77-2.9	69-4	93	—	—	—	184-6.8
Earnhardt	27-18	—	80-184	.435	24-38	.632	123-4.6	45-0	23	—	—	—	184-6.8
Rose	27-0	—	50-135	.370	24-38	.632	34-1.3	27-0	34	—	—	—	124-4.6
Reid	23-0	—	16-48	.333	10-18	.556	31-1.3	13-0	3	—	—	—	42-1.8
Markiewicz	21-1	—	19-41	.463	4-4	1.000	10-0.5	15-0	8	—	—	—	42-2.0
Monroe	23-0	—	6-10	.600	6-9	.667	16-0.7	15-0	8	—	—	—	18-0.8
Rokus	16-0	—	2-9	.222	3-5	.600	8-0.5	3-0	1	—	—	—	7-0.4
Team	—	—	—	—	—	—	93-3.4	—	—	—	—	—	—
Dead Ball Rebounds*	—	—	—	—	—	—	99-3.7	—	—	—	—	—	—
Duke	27	—	746-1845	.404	383-579	.661	1166-43.2	538-20	355	602	—	—	1875-69.4
Opps	27	—	833-1990	.419	328-506	.648	1268-47.0	576-15	384	576	—	—	1994-73.9

1980-81

Record: 12-13; ACC: 3-6; Home: 8-3; Away: 4-8; Neutral: 0-2

Player	G-GS	MP	FG-FGA	Pct	FT-FTA	Pct	Reb-Avg	PF-DQ	Ast	TO	BS	St	Pts-Avg
Hurd	25-25	—	138-278	.496	49-67	.731	174-6.9	64-1	18	—	—	—	325-13.0
Krause	25-25	—	121-238	.508	82-102	.804	244-9.7	79-2	37	—	—	—	324-12.9
Walsh	25-25	—	119-291	.408	37-57	.649	80-3.2	61-2	61	—	—	—	275-11.0
Rose	24-14	—	96-241	.398	31-41	.756	42-1.7	53-2	97	—	—	—	223-9.2
Healey	23-9	—	58-146	.397	30-41	.731	82-3.5	47-1	19	—	—	—	146-6.3
Chestnut	22-5	—	57-105	.542	17-46	.369	103-4.6	44-0	3	—	—	—	131-5.9
Matthews	17-7	—	29-72	.402	41-54	.759	70-4.1	48-2	31	—	—	—	99-5.8
Thomasson	25-13	—	40-104	.384	16-21	.761	35-1.4	61-4	93	—	—	—	96-3.8
Harlow	23-0	—	38-71	.535	8-12	.667	51-2.2	17-0	8	—	—	—	84-3.6
Reid	19-1	—	17-38	.447	6-9	.667	31-1.6	15-0	6	—	—	—	40-2.1
Conway	5-1	—	13-23	.565	11-21	.523	28-5.6	14-0	0	—	—	—	37-7.4
Tenney	5-0	—	0-0	—	1-2	.500	0	1-0	0	—	—	—	1-0.2
Team	—	—	—	—	—	—	81-3.2	—	—	—	—	—	—
Dead Ball Rebounds*	—	—	—	—	—	—	48-1.9	—	—	—	—	—	—
Duke	25	—	726-1613	.450	329-478	.688	1021-40.8	504-15	373	503	—	—	1781-71.2
Opps	25	—	711-1602	.443	337-484	.696	942-37.6	488-10	356	474	—	—	1759-70.3

*Dead Ball Rebounds do not count in Team Rebound Average

1981-82

Record: 14-15; ACC: 3-8; Home: 8-5; Away: 4-7; Neutral: 2-3

Player	G-GS	MP	FG-FGA	Pct	FT-FTA	Pct	Reb-Avg	PF-DQ	Ast	TO	BS	St	Pts-Avg
Hurd	29-24	—	178-403	.442	39-66	.591	192-6.6	77-3	29	—	—	—	395-13.6
Chestnut	29-21	—	117-264	.443	54-100	.540	240-8.3	81-4	15	—	—	—	288-9.9
Rose	29-21	—	95-240	.396	51-65	.785	40-1.4	59-0	122	—	—	—	241-8.3
Harlow	29-20	—	87-216	.403	48-70	.686	187-6.4	52-0	44	—	—	—	222-7.7
Hertzog	28-22	—	95-213	.446	15-21	.714	74-2.6	59-1	69	—	—	—	205-7.3
Walsh	27-10	—	69-209	.330	41-50	.820	59-2.2	36-0	46	—	—	—	179-6.6
Matthews	28-10	—	48-101	.475	49-62	.790	79-2.8	50-0	29	—	—	—	145-5.2
Mikels	27-2	—	47-113	.416	36-49	.735	90-3.3	49-0	6	—	—	—	130-4.8
Hart	17-0	—	23-53	.434	11-17	.647	54-3.2	28-0	7	—	—	—	57-3.4
Martin	11-4	—	7-20	.350	1-2	.500	16-1.4	21-0	24	—	—	—	15-1.3
Boyle	20-1	—	9-32	.281	3-7	.429	19-0.9	13-0	3	—	—	—	21-1.1
Copeland	13-0	—	1-5	.200	1-3	.333	3-0.2	3-0	2	—	—	—	3-0.2
Team	—	—	—	—	—	—	107-3.7	—	—	—	—	—	—
Dead Ball Rebounds*	—	—	—	—	—	—	77-2.7	—	—	—	—	—	—
Duke	29	—	776-1859	.417	349-512	.682	1160-40.0	528-8	394	567	—	—	1901-65.6
Opps	29	—	766-1791	.428	353-530	.666	1135-39.1	531-16	389	599	—	—	1885-65.0

*Dead Ball Rebounds do not count in Team Rebound Average

1982-83

Record: 15-10; ACC: 6-7; Home: 9-3; Away: 4-6; Neutral: 2-1

Player

YEAR-BY-YEAR TEAM/PLAYER STATS

2021-22 WOMEN'S BASKETBALL MEDIA GUIDE

1985-86

Record: 21-9; ACC: 9-5; Home: 11-2; Away: 9-3; Neutral: 1-4

Player	GP-GS	MP	FG-FGA	Pct	FT-FTA	Pct	Reb-Avg	PF-DQ	Ast	TO	BS	St	Pts-Avg
Moreland	30-29	917	254-438	.590	183-267	.685	355-11.8	78-2	20	74	9	25	691-23.0
Meier	30-5	745	168-339	.496	102-138	.739	148-4.9	84-4	84	87	11	58	438-14.6
Goins	28-28	821	142-300	.473	95-126	.754	146-5.2	34-0	127	67	10	35	379-13.5
Andersen	30-27	809	98-222	.441	37-60	.617	148-4.9	92-3	71	89	7	36	233-7.8
Sullivan	30-30	756	79-202	.391	37-69	.536	214-7.1	112-6	27	44	58	16	195-6.5
Sonzogni	30-4	551	66-142	.465	49-65	.754	32-1.1	63-2	63	79	4	40	181-6.0
Langhi	30-0	379	59-131	.450	15-25	.600	75-2.5	21-0	16	29	2	4	133-4.4
Christopher	23-0	179	26-55	.473	13-22	.591	58-2.5	30-1	3	13	0	9	65-2.8
Hunter	30-26	633	32-99	.323	20-33	.606	32-1.1	65-2	59	61	0	28	84-2.8
Kalinowski	20-1	151	8-31	.258	2-5	.400	42-2.1	13-0	3	10	2	1	18-0.9
Radabaugh	12-0	36	1-1	1.000	2-5	.400	1-0.1	0-0	2	2	0	0	4-0.3
Hanrahan	10-0	23	0-4	.000	2-3	.667	5-0.5	1-0	0	0	0	0	2-0.2
Team							102-3.4						
Dead Ball Rebounds*							103-3.4						
Duke	30	—	933-1964	.475	557-818	.681	1357-45.2	593-19	475	558	103	252	2423-80.8
Opps	30	—	817-1914	.427	403-618	.652	1054-35.1	652-26	395	524	68	250	2037-67.9

*Dead Ball Rebounds do not count in Team Rebound Average

1986-87

Record: 19-10; ACC: 7-7; Home: 12-3; Away: 5-6; Neutral: 2-1

Player	GP-GS	MP	FG-FGA	Pct	FT-FTA	Pct	Reb-Avg	PF-DQ	Ast	TO	BS	St	Pts-Avg
Moreland	28-27	944	219-396	.553	148-222	.667	294-10.5	76-0	39	69	5	24	586-20.9
Meier	29-29	978	196-408	.480	98-150	.653	151-5.2	76-3	129	106	11	68	490-16.9
Harnett	29-8	613	122-248	.492	46-64	.719	168-5.8	64-0	30	33	37	7	290-10.0
Andersen	26-25	762	101-231	.437	30-47	.638	139-5.3	58-1	44	74	2	23	232-8.9
Sonzogni	29-16	667	71-153	.464	29-46	.630	41-1.4	72-4	87	91	2	44	171-5.9
Sullivan	29-24	661	53-115	.461	36-58	.621	174-6.0	105-7	30	48	45	17	142-4.9
Langhi	28-1	246	34-93	.366	9-15	.600	41-1.5	20-1	18	20	1	2	77-2.8
Hunter	29-13	489	26-68	.382	18-24	.750	24-0.8	47-2	45	53	0	16	70-2.4
Christopher	27-2	257	23-53	.434	13-24	.542	63-2.3	38-0	23	27	1	9	59-2.2
Morgan	22-0	139	10-29	.345	6-8	.750	8-0.4	12-0	16	23	1	4	26-1.2
Kalinowski	15-0	44	0-5	.000	0-2	.000	13-0.9	5-0	2	3	0	1	0-0.0
Team							94-3.2						
Dead Ball Rebounds*							69-2.4						
Duke	29	5800	855-1799	.475	433-660	.656	1210-41.7	573-18	463	549	105	215	2143-73.9
Opps	29	5800	763-1815	.420	449-637	.705	1064-36.7	598-27	394	494	72	275	1975-68.1

*Dead Ball Rebounds do not count in Team Rebound Average

1987-88

Record: 17-11; ACC: 5-9; Home: 9-4; Away: 6-6; Neutral: 2-1

Player	GP-GS	MP	FG-FGA	Pct	3FG-3FGA	Pct	FT-FTA	Pct	Reb-Avg	Ast	TO	BS	St	Pts-Avg
Moreland	28-28	891	192-326	.589	0-0	.000	132-219	.603	343-12.3	28	66	4	27	516-18.4
Harnett	28-23	756	157-316	.497	0-1	.000	74-112	.661	218-7.8	36	78	36	13	388-13.9
Meier	22-17	578	110-237	.464	4-17	.235	80-107	.748	123-5.6	83	69	15	54	304-13.8
Andersen	28-28	879	104-276	.377	6-17	.353	52-71	.732	132-4.7	110	90	12	36	266-9.5
Morgan	26-26	892	59-145	.407	16-50	.320	37-50	.740	55-2.0	93	87	1	30	171-6.1
Williams	26-8	419	46-148	.311	1-4	.250	36-58	.621	46-1.8	35	74	2	24	129-5.0
Langhi	28-5	418	59-159	.371	2-10	.200	13-23	.565	56-2.0	34	45	0	5	133-4.8
Christopher	28-5	355	30-66	.455	0-0	.000	10-26	.385	82-2.9	9	32	8	25	70-2.5
Kost	28-0	263	20-37	.541	0-0	.000	23-34	.676	60-2.1	7	22	1	2	63-2.3
Fletcher	14-0	40	3-4	.750	0-0	.000	6-9	.667	5-0.4	0	3	0	1	12-0.9
Rodgers	20-0	134	5-12	.417	0-2	.000	4-7	.571	9-0.5	18	21	0	2	14-0.7
Team							94-3.4							
Dead Ball Rebounds*							99-3.5							
Duke	28	5625	785-1726	.455	29-101	.287	467-716	.652	1223-43.7	453	593	79	219	2066-73.8
Opps	28	5625	741-1794	.413	64-196	.327	377-575	.656	1037-37.0	399	545	56	261	1923-68.7

*Dead Ball Rebounds do not count in Team Rebound Average

• PF-DQ (Duke: 530-19; Opps: 582-21); Andersen (89-5); Moreland (83-3); Harnett (79-3); Morgan (58-1); Williams (53-4); Meier (50-1); Christopher (47-1); Kost (32-0); Langhi (30-1); Rodgers (6-0); Fletcher (3-0).

1988-89

Record: 12-16; ACC: 2-12; Home: 5-8; Away: 4-7; Neutral: 3-1

Player	GP-GS	MP	FG-FGA	Pct	3FG-3FGA	Pct	FT-FTA	Pct	Reb-Avg	Ast	TO	BS	St	Pts-Avg
Harnett	27-26	816	211-393	.537	0-0	.000	104-154	.675	222-8.2	41	73	21	40	526-19.5
Kraft	28-3	564	125-245	.510	41-76	.539	90-100	.900	76-2.7	36	43	3	12	381-13.5
Langhi	28-28	765	104-281	.370	17-61	.279	40-51	.784	97-3.5	50	55	3	14	265-9.5
Christopher	28-28	882	95-189	.503	0-0	.000	49-86	.570	270-9.6	56	96	3	47	239-8.5
Baker	25-24	824	61-157	.389	13-31	.419	42-56	.750	71-2.8	101	79	2	27	177-7.1
Peterson	27-1	474	75-201	.373	2-12	.167	39-58	.672	120-4.4	16	32	10	19	191-7.1
Williams	19-5	441	47-122	.385	0-1	.000	39-61	.639	66-3.5	33	43	2	15	133-7.0
Morgan	28-25	869	65-160	.406	29-69	.420	28-36	.778	65-2.3	118	72	0	26	187-6.7
Rodgers	17-0	79	0-5	.000	0-1	.000	5-7	.714	7-0.4	9	8	0	3	5-0.3
Carter	8-0	13	0-0	.000	0-0	.000	0-0	.000	0-0.0	0	1	0	0	0-0.0
McFarland	10-0	23	0-1	.000	0-0	.000	0-1	.000	1-0.1	1	5	0	2	0-0.0
Team							90-3.2							
Dead Ball Rebounds*							67-2.4							
Duke	28	5650	783-1754	.446	102-251	.406	436-610	.715	1087-38.8	461	510	44	205	2104-75.1
Opps	28	5650	865-1850	.468	68-197	.345	348-525	.663	1083-38.7	540	470	49	262	2146-75.6

*Dead Ball Rebounds do not count in Team Rebound Average

• PF-DQ (Duke: 479-11; Opps: 556-16); Harnett (78-1); Christopher (73-3); Morgan (66-3); Baker (61-1); Langhi (59-2); Kraft (55-0); Peterson (49-0); Williams (31-1); Carter (3-0); Rodgers (2-0); McFarland (2-0).

1989-90

Record: 15-13; ACC: 4-10; Home: 9-3; Away: 4-8; Neutral: 2-2

Player	GP-GS	MP	FG-FGA	Pct	3FG-3FGA	Pct	FT-FTA	Pct	Reb-Avg	Ast	TO	BS	St	Pts-Avg
Meier	28-28	1009	179-390	.459	4-15	.267	167-229	.729	248-8.9	113	99	16	52	529-18.9
Harnett	5-5	138	43-66	.652	0-0	.000	5-11	.455	44-8.8	3	18	4	4	91-18.2
Kost	28-25	890	108-212	.509	0-0	.000	90-142	.634	194-6.9	46	62	8	16	306-10.9
McDonald	28-5	601	113-272	.415	36-98	.367	16-25	.640	55-2.0	31	57	0	22	278-9.9
Williams	28-27	859	101-260	.388	1-4	.250	52-79	.658	213-7.6	66	76	6	31	255-9.1
Peterson	27-22	739	97-254	.382	1-6	.167	28-59	.475	137-5.1	26	48	6	31	223-8.3
Morgan	28-28	994	68-180	.378	45-110	.409	23-28	.821	63-2.3	113	88	1	26	204-7.3
McKisson	25-0	191	27-51	.529	0-0	.000	18-26	.692	43-1.7	3	18	1	3	72-2.9
Baker	4-0	24	3-8	.375	0-1	.000	1-3	.333	1-0.3	1	1	0	1	7-1.8
Stebuy	7-0	19	2-2	1.000	0-0	.000	0-2	.000	5-0.7	0	2	0	0	4-0.6
McFarland	18-0	72	2-9	.222	0-0	.000	2-4	.500	7-0.4	15	11	0	4	6-0.3
Rodgers	18-0	45	0-1	.000	0-0	.000	4-6	.667	3-0.2	2	8	0	1	4-0.2
Ayotte	2-0	19	0-2	.000	0-0	.000	0-0	.000	3-1.5	2	0	0	0	0-0.0
Team									107-3.8					
Dead Ball Rebounds*									86-3.1					
Duke	28	5600	743-1707	.435	87-234	.372	406-614							

YEAR-BY-YEAR TEAM/PLAYER STATS

2021-22 WOMEN'S BASKETBALL MEDIA GUIDE

1993-94

Record: 16-11; ACC: 7-9; Home: 10-3; Away: 5-7; Neutral: 1-1

Player	GP-GS	MP	FG-FGA	Pct	3FG-3FGA	Pct	FT-FTA	Pct	Reb-Avg	Ast	TO	BS	St	Pts-Avg
Kauffman	27-19	679	142-274	.518	0-1	.000	59-87	.678	223-8.3	26	47	13	36	343-12.7
Scanlon	27-25	676	118-267	.442	35-95	.368	45-59	.763	70-2.6	52	55	7	32	316-11.7
Johnson	27-27	707	100-222	.450	0-0	.000	46-60	.767	108-4.0	73	57	19	27	246-9.1
Blanding	27-17	449	98-215	.456	0-0	.000	22-47	.468	122-4.5	16	46	20	18	218-8.1
Day	25-11	529	78-128	.609	0-1	.000	44-52	.846	97-3.9	18	37	2	25	200-8.0
Meiman	26-3	326	53-123	.431	27-64	.422	39-49	.796	42-1.6	43	36	0	18	172-6.6
Hall	23-3	290	55-93	.591	0-0	.000	29-39	.744	75-3.3	19	20	13	18	139-6.0
Anderson	27-27	662	44-130	.338	12-43	.279	24-41	.585	66-2.4	90	51	2	51	124-4.6
Orr	27-0	466	44-115	.383	7-31	.226	19-35	.543	49-1.8	56	73	1	28	114-4.2
Evans	18-6	193	22-59	.373	0-1	.000	14-23	.609	38-2.1	12	12	2	5	58-3.2
Puckett	5-0	30	7-9	.778	0-0	.000	2-4	.500	7-1.4	2	1	1	0	16-3.2
Coggeshall	20-0	184	22-63	.349	3-14	.214	5-6	.833	25-1.3	19	14	2	13	52-2.6
Brown	19-0	139	17-37	.459	0-1	.000	13-25	.520	17-0.9	13	19	0	12	47-2.5
Brandau	10-0	66	4-9	.444	0-1	.000	2-2	1.000	8-0.8	9	7	0	6	10-1.0
Team	—	—	—	—	—	—	—	—	102-3.8	—	—	—	—	—
Dead Ball Rebounds*	—	—	—	—	—	—	—	—	64-2.4	—	—	—	—	—
Duke	27	5396	804-1744	.461	84-252	.333	363-529	.686	1049-38.9	448	475	82	289	2055-76.1
Opps	27	5396	689-1578	.437	69-203	.340	340-507	.671	974-36.1	306	586	55	220	1787-66.2

*Dead Ball Rebounds do not count in Team Rebound Average

• PF-DQ (Duke: 478; Opps: 466); Kauffman (58-1); Blanding (56-0); Johnson (53-1); Orr (47-0); Anderson (46-0); Scanlon (44-0); Hall (40-0); Day (39-0); Meiman (34-0); Evans (20-0); Coggeshall (16-0); Brown (15-0); Puckett (6-0); Brandau (4-0).

1994-95

Record: 22-9; ACC: 10-6; Home: 12-2; Away: 5-6; Neutral: 5-1

Player	GP-GS	MP	FG-FGA	Pct	3FG-3FGA	Pct	FT-FTA	Pct	Reb-Avg	Ast	TO	BS	St	Pts-Avg
Day	31-31	1012	190-342	.556	16-27	.593	103-124	.831	204-6.6	46	96	2	28	499-16.1
Kauffman	31-31	993	179-383	.467	1-2	.500	79-96	.823	261-8.4	68	57	13	30	438-14.1
Scanlon	31-31	947	142-337	.421	51-131	.389	69-100	.690	108-3.5	66	80	1	37	404-13.0
Orr	30-29	974	125-330	.379	28-91	.308	54-81	.667	121-4.0	126	103	1	57	333-11.1
Hall	31-30	805	124-199	.623	0-0	.000	43-70	.614	197-6.4	46	58	26	33	291-9.4
Meiman	30-1	401	54-125	.432	25-67	.373	26-36	.722	76-2.5	39	34	0	12	159-5.3
Blanding	25-0	236	46-97	.474	0-0	.000	22-40	.550	71-2.8	7	21	10	7	114-4.6
Coggeshall	24-0	271	38-103	.369	11-42	.262	11-16	.688	32-1.3	18	20	5	11	98-4.1
Brown	29-0	339	33-73	.452	0-1	.000	11-33	.333	59-2.0	38	25	2	10	77-2.7
McGinnis	13-0	82	12-28	.429	5-15	.333	5-9	.556	29-2.2	3	6	3	5	34-2.6
Brandau	28-2	290	5-19	.263	2-7	.286	9-11	.818	24-0.9	42	35	0	16	21-0.8
Team	—	—	—	—	—	—	—	—	138-4.5	—	—	—	—	—
Dead Ball Rebounds*	—	—	—	—	—	—	—	—	132-4.6	—	—	—	—	—
Duke	31	6350	948-2036	.466	139-383	.363	432-616	.701	1320-42.6	499	535	62	256	2467-79.6
Opps	31	6350	838-2031	.413	127-406	.313	352-532	.662	1164-37.5	361	545	72	241	2155-69.5

*Dead Ball Rebounds do not count in Team Rebound Average

• PF-DQ (Duke: 544-7; Opps: 549); Hall (85-1); Day (84-1); Kauffman (74-2); Orr (73-1); Scanlon (61-1); Meiman (49-0); Blanding (36-0); Brown (31-0); Brandau (22-1); Coggeshall (19-0); McGinnis (10-0).

1995-96

Record: 26-7; ACC: 12-4; Home: 11-3; Away: 9-3; Neutral: 6-1

Player	GP-GS	MP	FG-FGA	Pct	3FG-3FGA	Pct	FT-FTA	Pct	Reb-Avg	Ast	TO	BS	St	Pts-Avg
Hall	33-33	982	216-330	.655	0-0	.000	65-93	.699	232-7.0	44	62	44	39	497-15.1
Orr	33-33	1151	155-371	.418	42-133	.316	82-113	.726	173-5.2	170	112	0	60	434-13.2
Day	33-33	975	149-302	.493	44-111	.396	46-63	.730	221-6.7	68	87	12	37	388-11.8
Scanlon	33-33	1089	140-347	.403	48-131	.366	60-88	.682	136-4.1	107	70	2	31	388-11.8
Black	33-0	625	132-231	.571	0-0	.000	86-133	.647	170-5.2	19	63	23	20	350-10.6
Coggeshall	25-16	567	74-173	.428	24-56	.429	4-9	.444	77-3.1	64	47	8	16	176-7.0
Howard	23-12	650	39-101	.386	9-34	.265	19-30	.633	73-3.2	91	43	0	19	106-4.6
Medhanie	29-5	392	37-94	.440	25-60	.417	11-16	.688	34-1.2	44	46	0	25	110-3.8
Jones	16-0	87	13-25	.520	0-0	.000	3-14	.214	27-1.7	2	10	2	1	29-1.8
Brodnik	13-0	82	2-10	.200	0-0	.000	0-1	.000	10-0.8	8	6	3	4	4-0.3
Team	—	—	—	—	—	—	—	—	141-4.3	—	—	—	—	—
Dead Ball Rebounds*	—	—	—	—	—	—	—	—	80-2.4	—	—	—	—	—
Duke	33	6600	957-1974	.485	192-525	.366	376-560	.671	1294-39.2	617	546	94	252	2482-75.2
Opps	33	6600	820-2095	.391	118-399	.296	268-438	.612	1189-36.0	382	568	70	244	2026-61.4

*Dead Ball Rebounds do not count in Team Rebound Average

• PF-DQ (Duke: 532; Opps: 554); Black (94-3); Hall (92-3); Day (74-2); Medhanie (60-3); Scanlon (60-1); Orr (54-0); Howard (44-1); Coggeshall (31-0); Jones (17-0); Brodnik (6-0).

1996-97

Record: 19-11; ACC: 9-7; Home: 11-2; Away: 5-6; Neutral: 3-3

Player	GP-GS	MP	FG-FGA	Pct	3FG-3FGA	Pct	FT-FTA	Pct	Reb-Avg	Ast	TO	BS	St	Pts-Avg
Orr	29-29	984	176-419	.420	56-161	.348	100-120	.833	162-5.6	93	96	3	59	508-17.5
Hall	22-21	702	148-240	.617	0-0	.000	63-88	.716	128-5.8	26	50	13	34	359-16.3
Black	29-29	798	160-310	.516	0-0	.000	78-117	.667	172-5.9	47	59	27	32	398-13.7
Howard	30-30	1028	85-232	.366	30-89	.337	55-73	.753	83-2.8	149	97	2	38	255-8.5
Brown	30-15	742	69-161	.429	6-27	.222	65-87	.747	122-4.1	64	61	9	43	209-7.0
West	23-5	288	40-108	.370	19-54	.352	10-16	.625	44-1.9	12	19	0	14	109-4.7
Coggeshall	27-15	408	46-105	.438	11-39	.282	0-1	.000	33-1.2	24	26	0	10	103-3.8
Medhanie	26-0	361	29-65	.446	26-55	.473	3-7	.429	60-2.3	23	39	0	12	87-3.3
Rice	28-4	356	29-70	.414	12-29	.414	21-28	.750	78-2.8	17	34	2	17	91-3.3
Forde	18-2	136	8-26	.308	0-0	.000	0-0	.000	40-2.2	4	19	1	4	39-2.2
Jones	19-0	135	17-33	.515	0-0	.000	5-16	.313	45-2.4	3	6	3	3	39-2.1
Brodnik	10-0	34	3-7	.429	0-0	.000	1-3	.333	6-0.6	2	3	0	1	7-0.7
Brandau	13-1	78	4-11	.364	0-0	.000	0-1	.000	9-0.7	6	7	0	3	8-0.6
Team	—	—	—	—	—	—	—	—	142-4.7	—	—	—	—	—
Dead Ball Rebounds*	—	—	—	—	—	—	—	—	65-2.2	—	—	—	—	—
Duke	30	6050	814-1787	.456	160-454	.352	424-591	.717	1124-37.5	470	528	60	270	2212-73.7
Opps	30	6050	758-1758	.431	101-318	.318	333-474	.703	1040-34.7	356	577	69	241	1950-65.0

*Dead Ball Rebounds do not count in Team Rebound Average

• Charges Taken (18); Black 5; Hall 3; Orr 2; Forde 2; Howard 2; Brown 1; Jones 1; West 1; Medhanie 1.

• PF-DQ (Duke: 502; Opps: 537); Black (91-2); Brown (60-3); Hall (59-4); Orr (57-0); Howard (45-1); Rice (43-1); Medhanie (40-1); West (35-0); Forde (29-0); Jones (20-1); Coggeshall (15-0); Brown (6-0); Brodnik (2-0).

1997-98

Record: 24-8; ACC: 13-3; Home: 14-1; Away: 5-4; Neutral: 5-3

Player	GP-GS	MP	FG-FGA	Pct	3FG-3FGA	Pct	FT-FTA	Pct	Reb-Avg	Ast	TO	BS	St	Pts-Avg
Erickson	32-31	1017	129-321	.402	60-165	.385	92-105	.876	88-2.8	104	80	5	39	410-12.8
Brown	32-32	875	136-253	.538	1-5	.200	70-109	.642	197-6.2	54	93	6	61	343-10.7
Black	30-19	594	124-227	.546	0-0	.000	67-112	.598	107-3.6	24	57	25	21	315-10.5
Van Gorp	32-22	633	131-233	.562	6-19	.316	65-95	.684	130-4.1	23	71	22	12	333-10.4
Howard	32-32	1002	115-253	.455	42-104	.404	42-59	.712	109-3.4	140	64	2	42	314-9.8
Schweitzer	32-15	816	85-205	.415	37-104	.356	40-54	.741	89-2.8	73	52	4	41	247-7.7
Rice	32-6	556	58-138	.420	8-30	.267	71-98	.724	163-5.1	39	51	1	20	195-6.1
Parent	23-3	279	33-55	.600	1-2	.500	25-47	.532	89-3.9	23	27	3	13	92-4.0
Medhanie	27-0	340	27-102	.265	22-82	.268	26-32	.813	47-1.7	22	29	0	20	102-3.8
Hepburn	11-0	47	10-20	.500	0-0	.000	9-14	.643	21-1.9	3	4	1	4	29-2.6
Brown	19-1	131	10-28	.357	0-1	.000	2-7	.286	24-1.3	5	11	0	7	22-1.2
Jones	18-0	86	8-29	.276	0-0	.000	4-13	.308	24-1.3	0	7	0	0	20-1.1
Forde	4-0	9	1-1	1.000	0-0	.000	0-0	.000	1-0.3	0	2	0	0	2-0.5
Team	—	—	—	—	—	—	—	—	128-4.0	—	—	—	—	—
Dead Ball Rebounds*	—	—	—	—	—	—	—	—	137-4.3	—	—	—	—	—
Duke	32	6385	867-1865	.465	177-503	.352	513-745	.689						

YEAR-BY-YEAR TEAM/PLAYER STATS

2021-22 WOMEN'S BASKETBALL MEDIA GUIDE

2001-02

Record: 31-4; ACC: 16-0; Home: 15-1; Away: 10-1; Neutral: 6-2

Player	GP-GS	MP	FG-FGA	Pct	3FG-3FGA	Pct	FT-FTA	Pct	Reb-Avg	Ast	TO	BS	St	Pts-Avg
Beard	35-35	1164	275-481	.572	25-66	.379	119-158	.753	213-6.1	154	93	25	114	694-19.8
Currie	35-22	971	178-360	.494	8-34	.235	138-179	.771	209-6.0	90	24	50	502-14.3	
Tillis	34-33	1032	197-436	.452	30-89	.337	62-91	.681	271-8.0	94	99	79	486-14.3	
Mosch	35-15	868	109-243	.449	12-39	.308	90-108	.833	123-3.5	86	57	33	320-9.1	
Whitley	35-20	772	89-185	.481	10-32	.313	84-118	.712	171-4.9	26	67	16	37	272-7.8
Matyosovsky	35-17	751	90-174	.517	14-39	.359	30-33	.909	130-3.7	34	47	16	25	224-6.4
Gingrich	34-3	589	61-147	.415	53-114	.465	23-26	.885	58-1.7	88	55	3	14	198-5.8
Krapohl	35-29	676	49-104	.471	46-97	.474	3-5	.600	74-2.1	94	44	1	40	147-4.2
Team									139-4.0					
Duke	35	7026	1080-2203	.490	199-520	.383	563-741	.760	1465-40.7	678	581	129	404	2922-83.5
Opps	35	7015	835-2194	.381	164-533	.308	415-596	.696	1238-35.4	433	688	72	273	2249-64.3

• Charges Taken (40): Whitley 17; Beard 10; Currie 5; Gingrich 5; Mosch 2; Krapohl 1.
 • PF-DQ (Duke: 584-11; Opps: 633): Tillis (91-2); Whitley (90-2); Beard (88-2); Currie (87-2); Matyosovsky (79-2); Gingrich (50-0); Mosch (46-1); Krapohl (21-0).

2002-03

Record: 35-2; ACC: 16-0; Home: 13-1; Away: 9-0; Neutral: 13-1

Player	GP-GS	MP	FG-FGA	Pct	3FG-3FGA	Pct	FT-FTA	Pct	Reb-Avg	Ast	TO	BS	St	Pts-Avg
Beard	37-37	1161	294-558	.527	24-85	.282	201-259	.776	256-6.9	110	87	48	104	813-22.0
Tillis	37-37	1128	212-476	.445	47-122	.385	64-80	.800	273-7.4	79	91	38	80	535-14.5
Mosch	37-6	739	103-240	.429	11-38	.289	75-102	.735	111-3.0	54	39	3	57	292-7.9
Bass	37-15	594	89-181	.492	0-0	.000	78-115	.678	138-3.7	28	38	26	24	256-6.9
Harding	37-16	958	84-192	.438	1-13	.077	62-81	.765	145-3.9	124	59	9	68	231-6.2
Foley	32-0	426	91-147	.415	30-86	.349	22-26	.846	67-2.1	62	32	2	18	174-5.4
Krapohl	37-37	925	65-170	.382	59-155	.381	5-11	.455	65-1.8	98	52	1	43	194-5.2
Matyosovsky	36-36	739	74-172	.430	11-45	.249	19-28	.679	126-3.5	43	33	19	32	180-5.0
Whitley	37-1	547	60-154	.390	5-29	.172	37-60	.617	102-2.8	19	45	12	25	162-4.4
Smith	25-0	233	34-64	.531	0-1	.000	17-26	.654	62-2.5	9	16	11	11	85-3.4
Team									149-4.0					
Duke	37	7450	1076-2354	.457	190-574	.331	580-788	.736	1494-40.4	626	504	169	462	2922-79.0
Opps	37	7450	729-2012	.362	153-472	.311	387-574	.674	1255-33.9	396	796	103	233	1998-54.0

• Charges Taken (60): Beard 18; Bass 16; Whitley 8; Harding 6; Krapohl 5; Mosch 4; Tillis 3.
 • PF-DQ (Duke: 629-10; Opps: 673): Beard (98-0); Tillis (93-3); Matyosovsky (87-1); Bass (76-2); Whitley (75-1); Harding (63-1); Mosch (48-0); Krapohl (37-1); Foley (36-1); Smith (16-0).

2003-04

Record: 30-4; ACC: 15-1; Home: 14-1; Away: 10-1; Neutral: 6-2

Player	GP-GS	MP	FG-FGA	Pct	3FG-3FGA	Pct	FT-FTA	Pct	Reb-Avg	Ast	TO	BS	St	Pts-Avg
Beard	34-34	1067	242-488	.496	36-115	.313	151-194	.778	184-5.4	132	76	46	80	671-19.7
Tillis	32-32	897	146-355	.411	24-82	.293	83-96	.865	214-6.7	68	61	43	57	399-12.5
Currie	34-34	943	151-318	.475	10-42	.238	105-139	.755	208-6.1	101	83	28	53	417-12.3
Bass	34-34	776	132-216	.611	0-0	.000	77-122	.631	182-5.4	26	51	42	31	341-10.0
Hunter	27-0	424	96-172	.558	0-0	.000	26-52	.500	131-4.9	20	41	33	22	218-8.1
Harding	34-33	1003	83-181	.459	7-28	.241	57-87	.655	154-4.5	168	76	2	67	230-6.8
Krapohl	34-3	714	63-143	.441	59-137	.431	12-19	.632	61-1.8	80	30	1	40	197-5.8
Foley	34-0	563	66-190	.347	38-116	.328	17-20	.850	66-1.9	67	41	6	34	187-5.5
Bales	24-0	237	29-52	.558	0-0	.000	20-29	.690	67-2.8	13	19	29	6	78-3.3
Howe	16-0	95	10-29	.345	5-18	.278	1-1	1.000	10-0.6	7	5	0	2	26-1.6
Morgan	10-0	38	4-10	.400	2-5	.400	0-0	.000	2-0.2	1	3	0	6	10-1.0
Marsh	7-0	17	3-8	.375	1-2	.500	0-1	.000	4-0.6	1	1	0	0	7-1.0
Whitley	4-0	26	2-7	.286	0-0	.000	0-0	.000	7-1.8	1	2	1	1	4-1.0
Team									114-3.4					
Duke	34	6800	1027-2169	.473	182-546	.333	549-760	.722	1404-41.3	685	494	231	399	2785-81.7
Opps	34	6800	704-1944	.362	135-458	.295	408-581	.702	1132-33.3	387	707	108	225	1951-57.4

• Charges Taken (53): Beard 19; Bass 10; Currie 9; Harding 7; Tillis 3; Foley 2; Bales 1; Krapohl 1; Hunter 1.
 • PF-DQ (Duke: 597-10; Opps: 605): Currie (103-4); Bass (84-0); Tillis (82-3); Beard (74-0); Harding (60-1); Hunter (58-1); Foley (58-1); Bales (30-0); Krapohl (29-0); Howe (7-0); Morgan (5-0); Marsh (4-0); Whitley (3-0).

2004-05

Record: 31-5; ACC: 12-2; Home: 13-1; Away: 9-2; Neutral: 9-2

Player	GP-GS	MP	FG-FGA	Pct	3FG-3FGA	Pct	FT-FTA	Pct	Reb-Avg	Ast	TO	BS	St	Pts-Avg
Currie	36-36	1127	218-489	.446	26-82	.317	168-215	.781	254-7.1	123	109	14	77	630-17.5
Bass	36-36	975	176-327	.538	0-1	.000	68-111	.613	258-7.2	64	63	30	41	420-11.7
Smith	36-35	1163	134-312	.429	41-100	.410	85-118	.720	101-2.8	154	134	3	61	394-10.9
Foley	34-32	1036	124-318	.390	68-191	.356	55-69	.797	137-4.0	122	73	9	64	371-10.9
Bales	36-33	876	106-221	.480	1-1	1.000	63-94	.670	236-6.6	67	35	134	17	276-7.7
Black	34-3	641	87-165	.527	0-0	.000	36-70	.514	260-7.6	39	57	46	28	210-6.2
Kurz	35-0	535	78-154	.506	33-73	.452	8-11	.727	78-2.2	28	40	21	23	197-5.6
Whitley	35-4	676	73-166	.440	4-25	.160	41-61	.672	106-3.0	46	66	10	51	191-5.5
Howe	11-1	173	17-57	.298	10-41	.244	4-5	.800	14-1.3	13	13	0	10	48-4.4
Team									119-3.3					
Duke	36	7202	1013-2209	.459	183-514	.356	528-754	.700	1563-43.4	656	597	267	372	2737-76.0
Opps	36	7202	721-2156	.334	178-620	.287	396-580	.683	1256-34.9	424	665	112	296	2016-56.0

• PF-DQ (Duke: 601-8; Opps: 623-15): Currie (85-2); Smith (80-3); Bass (79-0); Foley (74-2); Bales (73-0); Whitley (72-0); Black (64-0); Kurz (62-1); Howe (12-0).

2005-06

Record: 31-4; ACC: 12-2; Home: 12-1; Away: 12-1; Neutral: 7-2

Player	GP-GS	MP	FG-FGA	Pct	3FG-3FGA	Pct	FT-FTA	Pct	Reb-Avg	Ast	TO	BS	St	Pts-Avg
Currie	35-35	972	202-425	.475	42-100	.420	127-155	.819	203-5.8	99	69	9	48	573-16.4
Bass	35-35	867	160-259	.618	0-0	.000	72-111	.649	222-6.3	57	69	33	31	392-11.2
Harding	35-35	1012	138-287	.481	23-56	.411	75-96	.781	130-3.7	156	84	4	75	374-10.7
Bales	35-23	731	113-215	.526	0-0	.000	92-117	.786	236-6.7	40	44	120	42	318-9.1
A. Waner	35-15	758	111-246	.451	50-131	.382	38-55	.691	87-2.5	112	86	8	65	310-8.9
Black	34-12	636	109-202	.540	0-0	.000	49-84	.583	208-6.1	20	57	65	28	267-7.9
Smith	35-20	738	98-224	.438	20-63	.317	43-61	.705	96-2.7	121	74	4	42	259-7.4
Foley	35-0	565	71-160	.444	39-97	.402	16-19	.842	57-1.6	59	47	3	28	197-5.6
Kurz	30-0	347	62-115	.539	23-52	.442	14-16	.875	73-2.4	13	19	7	18	161-5.4
Gay	26-0	229	40-64	.625	0-0	.000	16-25	.640	62-2.4	8	17	13	20	96-3.7
Mitch	3-0	43	4-8	.500	1-4	.250	0-1	.000	4-1.3	10	7	1	4	9-3.0
E. Waner	23-0	202	17-54	.315	14-39	.359	5-7	.714	17-0.7	22	22	0	10	53-2.3
Team									137-3.9					
Duke	35	7100	1125-2259	.498	212-542	.391	547-747	.732	1532-43.8	717	600	267	411	3009-86.0
Opps	35	7100	732-2085	.351	148-510	.290	426-636	.670	1167-33.3	384	741	111	306	2038-58.2

• PF-DQ (Duke: 608-6; Opps: 626-13): Black (90-1); Currie (83-0); Bass (75-1); Bales (64-0); A. Waner (62-0); Smith (56-2); Harding (48-1); Foley (47-1); Kurz (35-0); Gay (21-0); E. Waner (20-0); Mitch (6-0).

2006-07

Record: 32-2; ACC: 14-0; Home: 14-0; Away: 11-0; Neutral: 7-2

Player	GP-GS	MP	FG-FGA	Pct	3FG-3FGA	Pct	FT-FTA	Pct	Reb-Avg	Ast	TO	BS
--------	-------	----	--------	-----	----------	-----	--------	-----	---------	-----	----	----

2019-20

Record: 18-12; ACC: 12-6; Home: 12-3; Away: 6-8; Neutral: 0-1

Player	GP-GS	MP	FG-FGA	Pct	3FG-3FGA	Pct	FT-FTA	Pct	Reb-Avg	Ast	TO	BS	St	Pts-Avg
Gorecki	30-30	1095	164-413	.397	60-178	.337	166-194	.856	199-6.6	131	115	18	62	554-18.5
Odom	28-26	912	176-322	.547	3-8	.375	44-71	.620	174-6.2	46	69	17	52	399-14.3
Goodchild	30-13	626	76-216	.352	43-130	.331	24-32	.750	68-2.3	29	51	3	33	219-7.3
Williams	30-26	853	97-183	.530	10-34	.294	15-32	.469	130-4.3	52	77	25	40	219-7.3
Boykin	17-0	344	50-111	.450	17-42	.405	3-5	.600	32-1.9	50	33	1	22	120-7.1
Lambert	30-21	763	65-162	.401	27-80	.338	17-23	.739	100-3.3	50	37	2	37	174-5.8
Baines	29-4	430	49-133	.368	5-29	.172	35-54	.648	92-3.2	23	46	14	16	138-4.8
Akinbode-James	30-27	656	60-143	.420	0-7	.000	19-38	.500	150-5.0	24	64	32	28	139-4.6
Claude	18-3	174	11-37	.297	0-2	.000	8-14	.571	43-2.4	6	10	2	9	30-1.7
Patrick	20-0	119	10-35	.286	0-3	.000	13-19	.684	21-1.1	3	9	6	4	33-1.7
Nwoke	14-0	38	2-8	.250	0-0	.000	1-2	.500	8-0.6	1	4	2	0	5-0.4
Schubert	9-0	15	1-1	1.000	0-0	.000	0-0	.000	3-0.3	1	1	0	0	2-0.2
Team									107-3.6		22			
Duke	30	6025	761-1764	.431	165-513	.322	345-484	.713	1127-37.6	416	538	122	303	2032-67.7
Opps	30	6025	702-1811	.388	199-686	.290	302-436	.693	1068-35.6	417	546	66	232	1905-63.5

• PF-DQ (Duke: 470-8; Opps: 468); Gorecki (54-1); Odom (84-5); Goodchild (31-0); Williams (73-2); Boykin (22-0); Lambert (40-0); Baines (43-0); Akinbode-James (81-0); Claude (23-0); Patrick (14-0); Nwoke (4-0); Schubert (1-0).

2020-21

Record: 3-1; ACC: 0-1; Home: 3-1; Away: 0-0; Neutral: 0-0

Player	GP-GS	MP	FG-FGA	Pct	3FG-3FGA	Pct	FT-FTA	Pct	Reb-Avg	Ast	TO	BS	St	Pts-Avg
Goodchild	4-4	111	21-51	.412	10-26	.385	9-9	1.000	16-4.0	4	7	0	2	61-15.3
de Jesus	4-4	134	18-33	.545	6-12	.500	6-10	.600	15-3.8	15	8	1	0	48-12.0
Patrick	4-4	115	20-44	.455	4-13	.308	3-4	.750	22-5.5	16	13	0	3	47-11.8
Williams	4-4	116	20-33	.606	0-0	.000	4-10	.400	36-9.0	18	11	4	4	44-11.0
Anastasieska	4-0	98	16-33	.485	6-18	.333	2-4	.500	7-1.8	4	10	2	4	40-10.0
Akinbode-James	4-4	96	12-26	.462	0-6	.000	6-9	.667	46-11.5	3	7	0	0	30-7.5
Boykin	2-0	40	2-14	.143	2-7	.286	4-4	1.000	9-4.5	3	6	0	6	10-5.0
Claude	4-0	60	6-10	.600	1-3	.333	1-1	1.000	16-4.0	0	2	1	1	14-3.5
Nwoke	3-0	30	1-3	.333	0-0	.000	2-4	.500	7-2.3	2	1	1	1	4-1.3
Team									18-4.5		1			
Duke	4	800	116-247	.470	29-85	.341	37-55	.673	192-48.0	65	66	9	21	298-74.5
Opps	4	800	97-262	.370	18-67	.269	28-45	.622	119-29.8	34	43	9	35	240-60.0

• PF-DQ (Duke: 52-0; Opps: 54); Goodchild (7-0); de Jesus (6-0); Patrick (8-0); Williams (8-0); Anastasieska (5-0); Akinbode-James (5-0); Boykin (4-0); Claude (7-0); Nwoke (2-0).



20

Alana Beard
2001-04

On Jan. 24, 2004, Alana Beard became the first women's basketball player at Duke to have her jersey retired.

A sellout crowd of 9,314 packed Cameron Indoor Stadium to view the ceremony in a contest versus Tennessee. Beard, a native of Shreveport, La., joined the 11 men's basketball players who have had their jerseys retired.

In attendance along with Alana were her parents LeRoy and Marie Beard.

Over her career, Beard was the 2002-03 and 2003-04 National Player of the Year, a three-time ACC Player of the Year, three-time Kodak All-America, three-time Associated Press All-America, four-time All-ACC Defensive selection and we could go on and on...

Beard left Duke scoring an amazing 2,687 points, which is more than any women's player in Duke history. For her career, Beard registered averages of 19.8 points, 5.8 rebounds, 3.7 assists, 3.0 steals and hit 52.7 percent of her field goals.

Over her four years, she was selected ACC Player of the Week an ACC-record 18 times, which is 11 more than any other player in the history of the ACC. Beard was also the first player in ACC history to be named ACC Player of the Year for three straight years.



10

Lindsey Harding
2003-07

When Lindsey Harding arrived at Duke, no Blue Devil had ever had the honor of a retired jersey. She went on to watch Alana Beard's jersey be hung in the rafters in 2004 and wanted to have hers next to Beard's one day.

This dream became a reality on Jan. 20, 2008, as Harding's jersey was raised among the other great Duke Basketball players at halftime of the N.C. State game.

In attendance along with Harding was her father, Michael Harding, her mom Lillian Andrews and her stepmom Carlotta Harding.

Over her career, Harding scored 1,298 points, posted a school-record 579 assists, 565 rebounds and 261 steals.

Harding, who is from Houston, Texas, became only the second Duke player (Alana Beard) and sixth ACC player in league history to notch over 1,000 points, 500 assists, 500 rebounds and 250 steals over their career.

As a senior, Harding earned the Naismith Award and ESPN.com National Player of the Year, while also taking home the inaugural Defensive Player of the Year award from the WBCA. A first team All-America as a senior, Harding also won the Nancy Lieberman Award as the nation's top point guard, won the ACC Player of the Year, ACC Defensive Player of the Year and earned the Frances Pomeroy Naismith Award.



1

Elizabeth Williams
2012-15

After coming in as a nation's No. 1 recruit, Elizabeth Williams didn't disappoint over her four years with the Blue Devils.

On Dec. 29, 2016, Williams had her jersey retired and in attendance with her was her parents Dr. Alex & Margaret Williams, brother (Mark) and sister (Victoria).

Williams, Duke's first four-time Associated Press All-America and only the eighth NCAA player to earn those honors each of her four years, earned the 2015 WBCA National Defensive Player of the Year.

She became the first ACC player in history to register over 1,900 points, 1,000 rebounds and 400 blocks and just the second Duke player to post 1,000 rebounds in a career.

Williams was the the second player in ACC history to be named First Team All-ACC four straight years and was the first four-time ACC Defensive Player of the Year.

A product of Virginia Beach, Va., Williams blocked a shot in the first 91 games she appeared in at Duke, which is a Duke and ACC record and became the fourth-quickest Blue Devil to reach 1,000 points in 69 games. She was one of only six Duke players to post a triple-double.

She finished her career ranking ninth all-time in NCAA history in blocked shots with 426 and listed fifth in NCAA Tournament history with 44.

Career Statistics

Alana Beard

YEAR	G-GS	MIN-AVG	FG-FGA	PCT	3P-3PA	PCT	FT-FTA	PCT	REB	AVG	PF-FO	AST	TO	BS	ST	PTS	AVG
2000-01	30-30	893-29.8	194-379	.512	10-51	.196	111-141	.787	136	4.5	86-4	113	81	30	106	509	17.0
2001-02	35-35	1164-33.1	275-481	.572	25-66	.379	119-158	.753	213	6.1	88-2	154	93	25	114	694	19.8
2002-03	37-37	1161-31.4	294-558	.527	24-85	.282	201-259	.776	256	6.9	98-0	110	87	48	104	813	22.0
2003-04	34-34	1067-31.4	242-488	.496	36-115	.313	151-194	.778	184	5.4	74-0	132	76	46	80	671	19.7
Career	136-136	4285-31.5	1005-1906	.527	95-317	.300	582-752	.774	789	5.8	346-6	509	337	149	404	2687	19.8

Lindsey Harding

YEAR	G-GS	MIN-AVG	FG-FGA	PCT	3P-3PA	PCT	FT-FTA	PCT	REB	AVG	PF-FO	AST	TO	BS	ST	PTS	AVG
2002-03	37-16	958-25.9	84-192	.438	1-13	.077	62-81	.765	145	3.9	63-1	124	59	9	68	231	6.2
2003-04	34-33	1003-29.5	83-181	.459	7-29	.241	57-87	.655	154	4.5	60-1	168	76	2	67	230	6.8
2004-05	Redshirt Season																
2005-06	35-35	1012-28.9	138-287	.481	23-56	.411	75-96	.781	130	3.7	48-1	156	84	4	75	374	10.7
2006-07	34-34	1035-30.4	169-381	.444	24-63	.381	101-135	.748	136	4.0	49-0	131	77	10	51	463	13.6
Career	140-118	4008-28.6	474-1041	.455	55-161	.342	295-399	.739	565	4.0	220-3	579	296	25	261	1298	9.3

Elizabeth Williams

YEAR	G-GS	MIN-AVG	FG-FGA	PCT	3P-3PA	PCT	FT-FTA	PCT	REB	AVG	PF-FO	AST	TO	BS	ST	PTS	AVG
2011-12	33-33	1008-30.5	186-383	.486	1-2	.500	88-145	.607	259	7.8	78-1	54	101	116	51	461	14.0
2012-13	36-36	1063-29.5	215-423	.508	0-1	.000	116-167	.695	264	7.3	63-0	45	78	107	41	546	15.2
2013-14	35-35	1066-30.5	202-384	.526	0-0	.000	80-142	.563	267	7.6	77-4	76	79	108	45	484	13.8
2014-15	32-32	1025-32.0	188-385	.488	0-0	.000	88-147	.599	288	9.0	10-1	81	92	95	48	464	14.5
Career	136-132	4162-30.6	791-1575	.502	1-3	.333	372-601	.619	1078	7.9	288-6	256	350	426	185	1955	14.4

All-Time Results

Year-by-Year Results	150-158
Career Winning Percentage	159
Duke Year-by-Year Record	160
Duke Versus Ranked Opponents	161-163
All-Time Series Results	164-174
100-Point Games.....	174
Series Results	175
Duke Versus the Conferences.....	176

1972-73
Coach: Calla Raynor
Record: 5-4

Jan. 23	Campbell	W	49-46
Jan. 25	at Peace	L	43-45
Jan. 30	at Averett	W	39-37
Feb. 1	at North Carolina	L	22-47
Feb. 6	at Campbell	L	39-58
Feb. 13	Averett	W	56-45
Feb. 22	at Peace	W	43-41
Feb. 22	vs. North Carolina	L	35-58
Feb. 27	at St. Mary's	W	33-32

1973-74
Coach: Calla Raynor
Record: 5-8

Jan. 21	at Peace	L	30-60
Jan. 24	at Meredith	L	33-62
Jan. 29	at Guilford	L	37-47
Jan. 31	at North Carolina	L	33-70
Feb. 5	Meredith	W	59-50
Feb. 6	St. Mary's	W	52-39
Feb. 12	Peace	L	36-46
Feb. 15	at N.C. State	L	44-64
Feb. 19	St. Mary's	L	36-42
Feb. 21	vs. Catawba ¹	L	51-64
Feb. 22	Pembroke ¹	W	76-40
Feb. 23	vs. UNC Wilmington ¹	W	77-45
Feb. 26	Guilford	W	45-37

1 - NCAIAW "B" Tournament (Raleigh, N.C.)

1974-75
Coach: Emma Jean Howard
Record: 9-9

Dec. 6	Meredith	W	
Jan. 14	at Campbell	L	64-75
Jan. 16	St. Mary's	W	
Jan. 21	at Wake Forest	L	34-59
Jan. 23	High Point	L	46-48
Jan. 28	Averett	W	
Jan. 30	Wake Forest	L	50-55
Feb. 4	Peace	L	56-66
Feb. 6	Campbell	L	49-63
Feb. 11	at High Point	L	50-62
Feb. 13	at Meredith	W	59-49
Feb. 18	at St. Mary's	L	67-45
Feb. 20	vs. Atlantic Christian ¹	W	52-46
Feb. 20	vs. N.C. State ¹	L	66-69
Feb. 21	at UNC Wilmington ¹	W	54-38
Feb. 22	vs. Atlantic Christian ¹	W	61-50
Feb. 22	vs. Wingate ¹	W	66-46
Feb. 25	at Peace	W	60-54

1 - NCAIAW "B" Tournament (Wilmington, N.C.)

1975-76
Coach: Emma Jean Howard
Record: 0-14

Dec. 3	St. Augustine	L	45-65
Dec. 6	Pfeiffer	L	49-77
Dec. 9	at Peace	L	48-81
Jan. 13	at North Carolina	L	53-85
Jan. 15	N.C. Central	L	36-64
Jan. 20	East Carolina	L	31-72
Jan. 22	at Campbell	L	55-73
Jan. 26	N.C. Central	L	43-44
Jan. 29	N.C. State	L	37-67
Jan. 31	at UNC Charlotte	L	47-64
Feb. 3	Campbell	L	69-72
Feb. 7	at Elon College	L	43-82
Feb. 14	Elon College	L	47-50
Feb. 19	at N.C. State	L	35-78

1976-77
Coach: Emma Jean Howard
Record: 2-12

Jan. 19	at Wake Forest	L	52-57
Jan. 21	Elon College	L	47-48
Jan. 25	UNC Charlotte	W	64-60
Jan. 28	Virginia Commonwealth	L	48-49
Feb. 1	#14 N.C. State	L	35-87
Feb. 3	at Campbell	L	63-78
Feb. 5	Shaw	L	59-76
Feb. 8	at Shaw	L	51-89
Feb. 11	at Western Carolina	L	45-77
Feb. 12	at N.C. Central	L	47-52
Feb. 16	N.C. Central	W	58-53
Feb. 19	Campbell	L	48-66
Feb. 21	at Elon College	L	38-74
Feb. 24	vs. Campbell ¹	L	50-61

1 - NCAIAW Tournament (High Point, N.C.)

1977-78
Coach: Debbie Leonard
Record: 1-19, 0-8 ACC (7th)

Dec. 1	UNC Greensboro	L	57-82
Dec. 3	at East Carolina	L	55-80
Dec. 5	Virginia*	L	57-74
Dec. 8	Wake Forest*	L	54-55
Jan. 11	at Clemson*	L	59-118
Jan. 14	#7 Maryland*	L	47-117
Jan. 19	at #2 N.C. State*	L	43-125
Jan. 20	at Virginia Commonwealth	W	65-59
Jan. 24	at North Carolina*	L	68-87
Jan. 26	at UNC Greensboro	L	63-81
Jan. 28	at Appalachian State	L	60-87
Feb. 2	#2 N.C. State*	L	36-86
Feb. 4	at UNC Charlotte	L	62-72
Feb. 6	East Carolina	L	66-70
Feb. 9	vs. #7 Maryland ¹	L	39-103
Feb. 16	Appalachian State	L	68-75
Feb. 18	Western Carolina	L	56-93
Feb. 20	at Davidson	L	61-62
Feb. 24	North Carolina*	L	72-80
Mar. 2	vs. East Carolina ²	L	47-87

1 - ACC Tournament (Charlottesville, Va.)

2 - NCAIAW Tournament (Greenville, N.C.)

1978-79
Coach: Debbie Leonard
Record: 11-11, 3-6 ACC (5th)

Nov. 28	UNC Wilmington	W	71-61
Nov. 30	at Wake Forest*	W	65-52
Dec. 2	at East Carolina	L	66-81
Dec. 4	Guilford	W	82-48
Dec. 7	North Carolina*	L	65-82
Dec. 12	at Virginia Commonwealth	W	70-57
Jan. 10	Catawba	W	82-33
Jan. 13	Georgia Tech*	W	70-55
Jan. 16	at UNC Greensboro	W	65-51
Jan. 18	at #3 Maryland*	L	55-82
Jan. 20	#7 N.C. State*	L	44-99
Jan. 24	at Virginia*	L	61-68
Jan. 26	Peace	W	90-75
Jan. 29	Wake Forest*	W	77-66
Jan. 31	UNC Greensboro	W	64-52
Feb. 5	Clemson*	L	58-94
Feb. 8	vs. Clemson ¹	L	56-81
Feb. 12	Davidson	W	78-25
Feb. 16	at Appalachian State	L	64-85
Feb. 17	at Western Carolina	L	78-89
Feb. 20	at North Carolina*	L	54-69
Feb. 22	vs. East Carolina ²	L	46-69

1 - ACC Tournament (Raleigh, N.C.)

2 - NCAIAW Tournament (Boone, N.C.)

1979-80
Coach: Debbie Leonard
Record: 14-13, 5-5 ACC (4th)

Nov. 24	vs. Wake Forest* ¹	W	80-70
Nov. 25	at Virginia*	L	58-74
Nov. 29	at #5 N.C. State*	L	55-86
Dec. 1	East Carolina	W	76-75
Dec. 3	at Furman	W	90-56
Dec. 6	at North Carolina*	L	58-91
Dec. 8	UNC Asheville	W	101-53
Dec. 21	vs. St. John's	L	55-79
Dec. 22	at Princeton	W	66-61
Jan. 5	Colorado	L	64-78
Jan. 9	at #18 Clemson*	L	56-111
Jan. 11	Connecticut ²	L	69-81
Jan. 12	vs. Georgia State ³	L	57-68
Jan. 16	Wake Forest*	W	71-68
Jan. 18	#15 Maryland*	L	63-82
Jan. 19	Virginia Commonwealth	W	64-58
Jan. 21	at Georgia Tech*	W	72-71
Jan. 23	Virginia*	W	65-63
Jan. 28	Peace	W	83-60
Feb. 2	Appalachian State	W	88-70
Feb. 5	at UNC Wilmington	L	67-68
Feb. 8	vs. North Carolina ⁴	L	63-85
Feb. 11	at UNC Greensboro	W	82-74
Feb. 14	North Carolina	W	66-61
Feb. 19	at Guilford	W	82-69
Feb. 22	vs. North Carolina ⁵	L	59-83
Feb. 23	vs. East Carolina ⁵	L	65-99

1 - ACC Tip-Off Classic (Charlottesville, Va.)

2 - Duke/Carolina Doubleheader (Durham, N.C.)

3 - Duke/Carolina Doubleheader (Chapel Hill, N.C.)

4 - ACC Tournament (College Park, Md.)

5 - NCAIAW Tournament (Raleigh, N.C.)

1980-81
Coach: Debbie Leonard
Record: 11-14, 3-6 ACC (6th)

Nov. 21	at St. Joseph's	L	57-84
Nov. 22	at LaSalle	L	74-91
Nov. 29	George Mason	W	86-50
Dec. 2	UNC Wilmington	W	78-77
Dec. 4	#10 N.C. State*	L	78-96
Dec. 6	Appalachian State	W	90-71
Dec. 8	Wake Forest*	W	98-75
Dec. 10	at Virginia*	L	57-73
Jan. 2	at Cincinnati	L	64-86
Jan. 3	at Dayton	L	78-99
Jan. 5	at Xavier	W	74-46
Jan. 8	Manhattan	W	74-54
Jan. 10	at #17 Maryland*	L	68-85
Jan. 14	at Wake Forest*	W	76-61
Jan. 19	at East Carolina	L	69-79
Jan. 24	at Virginia Tech	L	55-66
Jan. 29	North Carolina*	L	65-77
Jan. 31	UNC Asheville	W	85-54
Feb. 2	#20 Clemson*	L	54-67
Feb. 6	Georgia Tech*	W	74-51
Feb. 7	Furman	W	89-48
Feb. 12	vs. #12 Maryland ¹	L	49-72
Feb. 18	at North Carolina*	L	47-77
Feb. 23	at Appalachian State	W	69-46
Mar. 2	vs. Appalachian State ²	L (OT)	73-74

1 - ACC Tournament (Clemson, S.C.)

2 - NCAIAW Tournament (Chapel Hill, N.C.)

1981-82
Coach: Debbie Leonard
Record: 14-15, 3-8 ACC (6th)

Nov. 20	George Washington	W	82-45
Nov. 21	Marshall	L	57-58

Nov. 27	Georgia Tech*	W	62-50
Dec. 1	at Wake Forest*	L	60-67
Dec. 3	North Carolina*	L	47-73
Dec. 8	#9 N.C. State*	L	53-70
Dec. 11	Virginia Tech	W	71-58
Jan. 3	#12 Maryland*	L	52-65
Jan. 8	at Stetson ¹	W	79-59
Jan. 9	vs. Georgia Southern ¹	L	58-64
Jan. 12	Wake Forest*	W	75-52
Jan. 15	vs. James Madison ²	L	75-76
Jan. 16	vs. Campbell ²	W	83-64
Jan. 19	at North Carolina*	L	59-93
Jan. 23	at Clemson*	L	59-84
Jan. 25	Stetson	W	70-44
Jan. 27	Virginia*	W	80-63
Jan. 30	at Appalachian State	W	75-60
Feb. 5	at North Georgia	W	74-62
Feb. 6	at Georgia Tech*	L	61-64
Feb. 10	at #8 N.C. State*	L	61-81
Feb. 13	at UNC Asheville	W	60-45
Feb. 16	East Carolina	L	57-79
Feb. 19	Appalachian State	W	85-73
Feb. 21	at UNC Wilmington	L	57-59
Feb. 26	at #9 N.C. State ³	L	55-69
Mar. 9	James Madison ⁴	W	63-60
Mar. 12	at East Tennessee St. ⁵	W (OT)	74-73
Mar. 13	vs. Vanderbilt ⁵	L	57-75

1 - Hatter Classic (DeLand, Fla.)
 2 - Played in Greenville, N.C.
 3 - ACC Tournament (Raleigh, N.C.)
 4 - AIAW Region II Tournament (Durham, N.C.)
 5 - AIAW Region II Tournament (Johnson City, Tenn.)

1982-83

Coach: Debbie Leonard

Record: 15-10, 6-7 ACC (4th)

Nov. 26	Eastern Kentucky	W	74-57
Dec. 1	at Clemson*	W	72-70
Dec. 4	UNC Charlotte	W	78-46
Dec. 10	vs. Furman	W	88-51
Dec. 11	vs. Baptist	W	86-37
Dec. 30	Virginia*	W	73-63
Jan. 3	at Georgia Tech*	W	55-43
Jan. 6	at Manhattan	L	64-69
Jan. 7	at Wagner	W	87-56
Jan. 11	#20 North Carolina*	L	68-84
Jan. 14	San Diego State	W	82-68
Jan. 18	#3 Maryland*	L	49-72
Jan. 22	Richmond	W	77-65
Jan. 26	at N.C. State*	L	55-71
Jan. 29	Clemson*	W	95-81
Jan. 31	Georgia Tech*	W	80-40
Feb. 2	at Wake Forest*	W	76-58
Feb. 5	at Virginia*	L	63-66
Feb. 13	at #8 Maryland*	L	68-89
Feb. 17	at #20 North Carolina*	L	65-82
Feb. 19	at UNC Charlotte	L	66-73
Feb. 22	#16 N.C. State*	L	81-102
Feb. 25	Appalachian State	W	89-51
Feb. 28	Western Carolina	W	77-67
Mar. 4	Clemson ¹	L (OT)	92-93

1 - ACC Tournament (Fayetteville, N.C.)

1983-84

Coach: Debbie Leonard

Record: 13-14, 5-9 ACC (6th)

Nov. 26	N.C. Central	W	103-60
Nov. 27	Mars Hill	W	90-47
Nov. 29	Virginia*	L	58-72
Dec. 2	vs. Toledo ¹	W	66-59
Dec. 3	at Eastern Kentucky ¹	L	44-46
Dec. 6	#15 Clemson*	L	72-78

Dec. 10	at #8 Maryland*	L	54-81
Dec. 29	vs. Providence ²	L	64-65
Dec. 30	vs. Seton Hall ²	L	67-74
Jan. 1	vs. Florida International ²	L	56-83
Jan. 7	at Georgia Tech*	W	74-72
Jan. 11	at North Carolina*	L	63-72
Jan. 14	Pennsylvania	W	74-47
Jan. 17	at #14 Clemson*	L	73-79
Jan. 20	Wake Forest*	W	66-57
Jan. 24	#20 N.C. State*	L	62-86
Jan. 28	at Richmond	W	81-71
Feb. 1	at Wake Forest*	L	58-73
Feb. 4	at #17 Virginia*	L	55-82
Feb. 8	#17 Maryland*	L	63-64
Feb. 11	Georgia Tech*	W	69-61
Feb. 16	#16 North Carolina*	W	80-67
Feb. 18	Campbell	W	89-64
Feb. 21	at #15 N.C. State*	W (OT)	74-73
Feb. 25	UNC Wilmington	W	87-69
Feb. 27	North Carolina A&T	W	78-39
Mar. 2	vs. #16 N.C. State ³	L	68-81

1 - Eastern Kentucky Tournament (Richmond, Ky.)
 2 - Dial Classic (Miami, Fla.)
 3 - ACC Tournament (Fayetteville, N.C.)

1984-85

Coach: Debbie Leonard

Record: 19-8, 7-7 ACC (5th)

Nov. 20	N.C. Central	W	109-53
Nov. 23	vs. Furman ¹	W	103-66
Nov. 24	vs. William & Mary ¹	W	86-48
Nov. 28	Mars Hill	W	93-60
Dec. 1	at Radford	W	83-64
Dec. 5	at Wake Forest*	L	53-64
Dec. 8	Maryland*	W	68-58
Dec. 19	at Stetson	W	67-56
Dec. 20	vs. Georgetown ²	W	84-49
Dec. 21	vs. Georgia Southern ²	W	71-65
Dec. 31	Clemson*	W	84-76
Jan. 5	#11-- Virginia*	L	58-75
Jan. 8	North Carolina*	W	63-62
Jan. 12	at Georgia Tech*	W	65-58
Jan. 14	at Clemson*	W	76-70
Jan. 19	Wake Forest*	L	55-59
Jan. 22	at N.C. State*	L	62-68
Jan. 25	Georgia Tech*	W	75-67
Jan. 29	Richmond	W	73-46
Feb. 2	at #15/17 Virginia*	L	66-74
Feb. 6	at Maryland*	W	63-60
Feb. 12	at North Carolina*	L	68-88
Feb. 15	Virginia Commonwealth	W	86-62
Feb. 19	#15/15 N.C. State*	L	72-73
Feb. 23	at UNC Wilmington	W	96-86
Mar. 1	vs. Clemson ³	W	81-76
Mar. 2	vs. #14/14 N.C. State ³	L	57-89

1 - Duke/WFU Doubleheader (Winston-Salem, N.C.)
 2 - USF Holiday Classic (Tampa, Fla.)
 3 - ACC Tournament (Fayetteville, N.C.)

1985-86

Coach: Debbie Leonard

Record: 21-9, 9-5 ACC (3rd)

Women's National Invitational

Nov. 23	Maryland-Eastern Shore	W	85-58
Nov. 26	Cheyney	W	98-66
Nov. 30	at George Mason	W	85-66
Dec. 1	at Richmond	W	99-65
Dec. 4	Wake Forest*	W	77-67
Dec. 7	at Maryland*	L	60-74
Dec. 18	at Rider	W	79-36
Dec. 19	at Seton Hall	W	88-66
Dec. 27	vs. Washington ¹	L	71-83

Dec. 28	vs. Cheyney ¹	W	100-56
Dec. 30	Indiana State	W	94-40
Jan. 4	Radford	W	86-72
Jan. 7	#19/18 North Carolina*	W	79-78
Jan. 11	at Georgia Tech*	W	78-69
Jan. 13	at Clemson*	W	93-77
Jan. 18	at #4/4 Virginia*	L	76-90
Jan. 21	N.C. State*	W	70-66
Jan. 25	Georgia Tech*	W	77-61
Jan. 27	Princeton	W	77-35
Feb. 1	#3/3 Virginia*	L	67-81
Feb. 5	at N.C. State*	L	86-102
Feb. 8	Clemson*	W	80-76
Feb. 12	at #13/13 North Carolina*	W	86-79
Feb. 15	at Wake Forest*	W	76-59
Feb. 17	UNC Asheville	W	95-41
Feb. 22	Maryland*	L	67-72
Mar. 1	vs. Wake Forest ²	L	71-72
Mar. 20	at West Texas State ³	W	68-67
Mar. 21	vs. Northwestern State ³	L	88-89
Mar. 22	vs. Notre Dame ³	L	67-74

1 - Texaco-Havoline Christmas Cl. (Villanova, Pa.)
 2 - ACC Tournament (Fayetteville, N.C.)
 3 - WNIT (Amarillo, Texas)

1986-87

Coach: Debbie Leonard

Record: 19-10, 7-7 ACC (4th)

NCAA Tournament - Second Round

Nov. 28	vs. Florida ¹	W	76-74
Nov. 29	at DePaul ¹	L	72-78
Dec. 3	Clemson*	W	78-72
Dec. 6	Appalachian State	W	84-66
Dec. 9	Winthrop	W	80-45
Dec. 12	at #16/17 Maryland*	L	64-65
Dec. 27	at Hofstra	W	82-69
Dec. 29	at St. John's ²	W	80-63
Dec. 30	vs. Kentucky ²	W	68-63
Jan. 2	East Carolina	W	84-70
Jan. 4	Old Dominion	W	63-56
Jan. 7	at North Carolina*	L	68-76
Jan. 10	Brigham Young	W	80-60
Jan. 14	Wake Forest*	L	72-73
Jan. 17	##/22 Maryland*	W	70-63
Jan. 21	#14/14 N.C. State*	L	79-86
Jan. 24	at #6/6 Virginia*	L	43-71
Jan. 26	Georgia Tech*	W	85-66
Jan. 31	at Wake Forest*	W	84-63
Feb. 3	at #13/15 N.C. State*	W	76-69
Feb. 7	at Georgia Tech*	W	86-72
Feb. 9	at Clemson*	L	76-79
Feb. 12	Richmond	W	68-52
Feb. 14	Northern Illinois	W	85-68
Feb. 21	#7/9 Virginia*	W	77-76
Feb. 23	North Carolina*	L	67-83
Feb. 28	vs. Maryland ³	L	62-64
Mar. 11	Manhattan ⁴	W	70-55
Mar. 14	at #5/6 Rutgers ⁵	L	64-78

1 - DePaul Tournament (Chicago, Ill.)
 2 - Cahill Invitational (Jamaica, N.Y.)
 3 - ACC Tournament (Fayetteville, N.C.)
 4 - NCAA First Round (Durham, N.C.)
 5 - NCAA Second Round (Piscataway, N.J.)

1987-88

Coach: Debbie Leonard

Record: 17-11, 5-9 ACC (5th)

Nov. 27	Wisconsin	W	86-66
Nov. 30	Howard	W	83-71
Dec. 5	vs. Southern California ¹	W	78-75
Dec. 6	at Providence ¹	W	87-75
Dec. 10	East Tennessee State	W	86-48

Dec. 12	at East Carolina	W	68-49
Dec. 21	Harvard	W	86-61
Dec. 27	at California	W	85-57
Dec. 29	at San Jose State ²	W	86-47
Dec. 30	vs. Purdue ²	W	76-71
Jan. 2	Boston University	W	73-58
Jan. 4	Clemson*	W	68-61
Jan. 9	at #15/14 Maryland*	L	73-83
Jan. 12	at Wake Forest*	L	57-58
Jan. 15	Georgia Tech*	W (OT)	77-71
Jan. 19	at N.C. State*	L	85-97
Jan. 23	#14/14 Virginia*	L	49-72
Jan. 27	North Carolina*	L	65-66
Jan. 30	at Georgia Tech*	W	80-71
Feb. 1	at Clemson*	L	65-78
Feb. 6	Notre Dame	L	66-78
Feb. 10	at Old Dominion	W	83-81
Feb. 13	#11/12 Maryland*	W	81-73
Feb. 16	Wake Forest*	L	59-62
Feb. 20	at North Carolina*	L	64-68
Feb. 24	N.C. State*	W	68-66
Feb. 27	at #9/10 Virginia*	L	67-79
Mar. 5	vs. #-/25 Clemson ³	L	65-81

1 - Lady Friar Classic (Providence, R.I.)
 2 - Tip-Off Classic (San Jose, Calif.)
 3 - ACC Tournament (Fayetteville, N.C.)

1988-89

Coach: Debbie Leonard

Record: 12-16, 2-12 ACC (7th)

Nov. 25	vs. Eastern Washington ¹	W	79-57
Nov. 26	vs. San Diego ¹	W	64-56
Nov. 30	East Carolina	W	93-60
Dec. 2	Cleveland State ²	W	100-60
Dec. 3	James Madison ²	W	80-79
Dec. 5	William & Mary	W	65-47
Dec. 9	vs. Connecticut ³	W	83-69
Dec. 10	at Virginia Commonwealth ³	W	83-76
Dec. 20	#6/7 Stanford	L	76-91
Dec. 29	at Tulane	W	80-72
Dec. 30	at Southeastern Louisiana	W	82-71
Jan. 2	at Clemson*	L	55-69
Jan. 7	at #13/13 Virginia*	L	66-78
Jan. 10	at North Carolina*	L (OT)	92-93
Jan. 14	#8/8 Maryland*	L	86-87
Jan. 17	#16/14 N.C. State*	L	68-75
Jan. 21	#-/24 Old Dominion	L	70-77
Jan. 24	Wake Forest*	L	69-72
Jan. 28	Georgia Tech*	L (OT)	94-97
Jan. 31	at Richmond	L	70-87
Feb. 4	at #6/4 Maryland*	L	64-100
Feb. 8	Clemson*	L	50-71
Feb. 11	#14/14 Virginia*	L	81-99
Feb. 15	North Carolina*	W	74-72
Feb. 21	at #15/14 N.C. State*	L	78-92
Feb. 25	at Georgia Tech*	W	78-71
Feb. 27	at Wake Forest*	L	74-79
Mar. 4	vs. #14/14 N.C. State ⁴	L	50-89

1 - Downeast Auto Classic (Bangor, Maine)
 2 - Duke Dial Soap Classic (Durham, N.C.)
 3 - VCU Classic (Richmond, Va.)
 4 - ACC Tournament (Fayetteville, N.C.)

1989-90

Coach: Debbie Leonard

Record: 15-13, 4-10 ACC (6th)

Nov. 25	vs. Illinois ¹	L	63-68
Nov. 26	vs. St. John's ¹	W	95-63
Nov. 28	at Appalachian State	W	73-65
Dec. 1	New Hampshire ²	W	82-47
Dec. 2	Boston College ²	W	85-64
Dec. 6	Western Carolina	W	77-64

Dec. 9	at William & Mary	W	65-62
Dec. 18	at #23/24 Old Dominion	L	78-92
Dec. 25	at Wagner ³	W	66-56
Dec. 28	vs. Hofstra ³	W	86-48
Dec. 31	at Seton Hall	W	72-65
Jan. 3	Radford	W	62-58
Jan. 5	at #12/13 Maryland*	L	60-68
Jan. 10	#8/11 N.C. State*	L	87-103
Jan. 13	Georgia Tech*	W	72-68
Jan. 16	#9/12 Virginia*	W	84-74
Jan. 20	North Carolina*	W	90-88
Jan. 24	at Wake Forest*	L	63-72
Jan. 27	at Georgia Tech*	L	74-78
Jan. 29	at Clemson*	L	49-64
Feb. 3	Wake Forest*	W	66-61
Feb. 7	at #11/11 N.C. State*	L	61-80
Feb. 10	at #12/12 Virginia*	L	62-86
Feb. 14	UNC Charlotte	W	65-49
Feb. 18	Maryland*	L	58-62
Feb. 21	at North Carolina*	L	56-58
Feb. 26	Clemson*	L	60-65
Mar. 3	vs. Clemson ⁴	L	68-77

1 - Bowling Green Bank (Bowling Green, Ky.)
 2 - Duke Dial Soap Classic (Durham, N.C.)
 3 - Wagner Christmas Tournament (Staten Island, N.Y.)
 4 - ACC Tournament (Fayetteville, N.C.)

1990-91

Coach: Debbie Leonard

Record: 16-12, 6-8 ACC (5th)

Nov. 24	vs. Louisville ¹	L	66-73
Nov. 25	vs. Georgetown ¹	W	80-68
Nov. 29	East Tennessee State	W	85-55
Dec. 1	Harvard ²	W	90-76
Dec. 2	#9/9 Purdue ²	L	58-69
Dec. 7	vs. San Antonio ³	W	71-68
Dec. 8	at Southwest Texas St. ³	W	68-57
Dec. 18	Charleston	W	82-54
Dec. 21	vs. South Alabama ⁴	W	76-70
Dec. 22	at South Florida ⁴	W	78-62
Dec. 28	Xavier	L	73-78
Jan. 2	Wisconsin-Green Bay	W	70-59
Jan. 5	#1/1 Virginia*	L	56-92
Jan. 9	at #3/4 N.C. State*	L	84-96
Jan. 12	Old Dominion	W	70-62
Jan. 15	North Carolina*	W	78-72
Jan. 18	Wake Forest*	W	65-52
Jan. 21	Maryland*	L	63-74
Jan. 26	at Georgia Tech*	W	93-79
Jan. 28	at #20/20 Clemson*	L	49-63
Feb. 1	at Maryland*	W	45-44
Feb. 6	#3/4 N.C. State*	L	63-98
Feb. 9	at #1/1 Virginia*	L	61-86
Feb. 16	at Wake Forest*	L	51-68
Feb. 19	at North Carolina*	W	59-54
Feb. 22	#24/- Clemson*	L	59-67
Feb. 24	Georgia Tech*	W	89-76
Mar. 2	vs. Clemson ⁵	L	58-60

1 - Felpausch/MSU Holiday Classic (Lansing, Mich.)
 2 - Duke Dial Soap Classic (Durham, N.C.)
 3 - Coca Cola Jowers Jamboree (San Marcos, Texas)
 4 - USF Holiday Classic (Tampa, Fla.)
 5 - ACC Tournament (Fayetteville, N.C.)

1991-92

Coach: Debbie Leonard

Record: 14-15, 4-12 ACC (8th)

Nov. 23	at East Tennessee State	W	104-71
Nov. 27	UNC Wilmington	W	94-37
Nov. 30	vs. Fairfield ¹	W	75-68
Dec. 1	at Harvard ¹	W	86-63
Dec. 6	Yale ²	W	60-55

Dec. 7	Seton Hall ²	L	60-67
Dec. 11	UNC Asheville	W	100-42
Dec. 14	UNC Greensboro	W	87-76
Dec. 28	at #12/11 Purdue ³	L	58-74
Dec. 29	vs. Kent State ³	W	84-79
Jan. 3	Georgia Tech*	W	80-76
Jan. 7	at #12/11 N.C. State*	W	73-69
Jan. 10	#15/15 Clemson*	L	72-107
Jan. 15	at North Carolina*	L	54-58
Jan. 18	at Wake Forest*	W	73-59
Jan. 21	at Florida State*	L	55-67
Jan. 24	#1/1 Maryland*	L	54-80
Feb. 1	#2/2 Virginia*	L	54-81
Feb. 5	Loyola (MD)	W	109-59
Feb. 8	Florida State*	L	53-61
Feb. 12	#24/24 North Carolina*	L	64-69
Feb. 15	at #2/2 Virginia*	L	48-93
Feb. 18	N.C. State*	L	67-87
Feb. 22	at #4/5 Maryland*	L	69-74
Feb. 26	Wake Forest*	W	69-61
Feb. 29	at #19/18 Clemson*	L	59-63
Mar. 2	at Georgia Tech*	L	53-75
Mar. 6	vs. Wake Forest ⁴	W	61-52
Mar. 7	vs. #1/1 Virginia ⁴	L	55-81

1 - Harvard Invitational (Cambridge, Mass.)
 2 - Duke Classic (Durham, N.C.)
 3 - Boilermaker Classic (West Lafayette, Ind.)
 4 - ACC Tournament (Rock Hill, S.C.)

1992-93

Coach: Gail Goestenorks

Record: 12-15, 3-13 ACC (9th)

Dec. 1	UNC Wilmington	W	88-52
Dec. 4	Northeastern ¹	W	64-53
Dec. 5	Virginia Tech ¹	W	85-63
Dec. 8	East Tennessee State	W	114-74
Dec. 11	at UNC Greensboro	W	80-76
Dec. 20	Appalachian State	W	79-76
Dec. 27	vs. Drake ²	W	71-58
Dec. 28	at Washington ²	L	48-72
Jan. 3	Florida State*	L	72-84
Jan. 6	Loyola (MD)	W	61-52
Jan. 9	at #9/9 Virginia*	L	57-76
Jan. 13	at N.C. State*	L	60-77
Jan. 16	#3/9 Maryland*	L	51-82
Jan. 19	at #20/20 North Carolina*	L	54-66
Jan. 23	at Radford	W	59-58
Jan. 25	Wake Forest*	L	60-64
Jan. 29	Georgia Tech*	L (OT)	80-86
Jan. 31	at #21/18 Clemson*	L	63-88
Feb. 5	at #7/9 Maryland*	L	71-90
Feb. 9	N.C. State*	W	82-65
Feb. 13	#14/14 Virginia*	L	61-97
Feb. 15	#-/21 Clemson*	W	67-65
Feb. 19	at Wake Forest*	W	71-59
Feb. 23	#18/18 North Carolina*	L	63-84
Feb. 26	at Georgia Tech*	L	67-72
Feb. 28	at Florida State*	L	67-74
Mar. 5	vs. Wake Forest ³	L	69-70

1 - Duke Classic (Durham, N.C.)
 2 - Seattle Times Husky Classic (Seattle, Wash.)
 3 - ACC Tournament (Rock Hill, S.C.)

1993-94

Coach: Gail Goestenorks

Record: 16-11, 7-9 ACC (5th)

Nov. 26	Morgan State	W	116-63
Nov. 29	at Loyola (MD)	W	76-67
Dec. 4	American ¹	W	104-71
Dec. 5	Miami (Ohio) ¹	W	98-54
Dec. 8	at Appalachian State	W	79-66
Dec. 11	McNeese State	W	103-50

Dec. 20	vs. Detroit Mercy ²	W	94-82
Dec. 21	at California ²	L	66-72
Dec. 31	N.C. State*	W	69-66
Jan. 2	at Wake Forest*	W	56-50
Jan. 5	at East Carolina	W	110-69
Jan. 12	at N.C. State*	L	70-71
Jan. 14	Georgia Tech*	W	77-59
Jan. 16	Florida State*	W	66-60
Jan. 19	#7/7 North Carolina*	L	68-79
Jan. 23	at Clemson*	W	74-67
Jan. 25	#12/12 Virginia*	L	66-87
Jan. 28	Clemson*	L	82-90
Feb. 1	Wake Forest*	W	60-51
Feb. 5	at Maryland*	L	50-67
Feb. 9	Western Carolina*	W	117-44
Feb. 12	at #9/9 Virginia*	L	60-73
Feb. 18	Maryland*	W	62-60
Feb. 22	at #5/5 North Carolina*	L	58-70
Feb. 25	at Florida State*	L	73-78
Feb. 27	at Georgia Tech*	L	56-61
Mar. 5	vs. Maryland ³	L	45-60

- 1 - Duke Classic (Durham, N.C.)
- 2 - Oakland Tribune Classic (Berkeley, Calif.)
- 3 - ACC Tournament (Rock Hill, S.C.)

1994-95

Coach: Gail Goestenkers

Record: 22-9, 10-6 ACC (4th)

NCAA Tournament - Second Round

Nov. 26	vs. Montana ¹	W	89-49
Nov. 27	at Old Dominion ¹	L	59-64
Nov. 30	UNC Asheville	W	114-57
Dec. 3	Wisconsin-Milwaukee ²	W	104-34
Dec. 4	Indiana State ²	W	100-66
Dec. 7	Florida State*	W	84-68
Dec. 18	Princeton	W	67-64
Dec. 21	Charleston Southern	W	101-57
Dec. 28	vs. James Madison ³	W	75-63
Dec. 29	at St. Joseph's ³	W	67-64
Jan. 1	Manhattan	W	101-71
Jan. 4	N.C. State*	W	91-70
Jan. 8	at Maryland*	W	80-62
Jan. 10	at #9/11 Virginia*	L	62-78
Jan. 16	Wake Forest*	W	76-58
Jan. 18	at Georgia Tech*	W	80-71
Jan. 25	#3/3 North Carolina*	W	74-72
Jan. 28	at Florida State*	W	75-71
Feb. 1	at Clemson*	L	64-78
Feb. 5	at N.C. State*	L	55-71
Feb. 7	Maryland*	W	67-63
Feb. 12	#8/9 Virginia*	L	61-67
Feb. 16	at Wake Forest*	W	78-66
Feb. 18	Georgia Tech*	W	77-68
Feb. 20	Clemson*	L (OT)	82-88
Feb. 25	at #12/12 North Carolina*	L	57-82
Mar. 3	vs. Clemson ⁴	W	78-71
Mar. 4	vs. #6 Virginia ⁴	W (OT)	83-82
Mar. 5	vs. #12 North Carolina ⁴	L	70-95
Mar. 16	vs. Oklahoma State ⁵	W	76-64
Mar. 18	at #13/15 Alabama ⁵	L (4OT)	120-121

- 1 - Old Dominion Tournament (Norfolk, Va.)
- 2 - Duke Women's Tournament (Durham, N.C.)
- 3 - St. Joseph's Tournament (Philadelphia, Pa.)
- 4 - ACC Tournament (Rock Hill, S.C.)
- 5 - NCAA First & Second Rounds (Tuscaloosa, Ala.)

1995-96

Coach: Gail Goestenkers

Record: 26-7, 12-4 ACC (2nd)

NCAA Tournament - Second Round

Nov. 15	Virginia Commonwealth ¹	W	93-51
Nov. 17	at Texas A&M ¹	L	73-83

Nov. 24	vs. Pepperdine ²	W	108-70
Nov. 25	vs. Mississippi State ²	W	72-67
Nov. 29	at UNC Asheville	W	95-57
Dec. 2	Delaware ³	W	95-50
Dec. 4	Michigan State ³	W	67-52
Dec. 6	Florida State*	W	92-30
Dec. 10	Seton Hall	W	76-66
Dec. 18	at West Virginia	W	84-64
Dec. 20	at Manhattan	W	73-61
Dec. 29	vs. Kentucky ⁴	W	73-54
Dec. 30	vs. Syracuse ⁴	W	84-40
Jan. 4	at #13/15 N.C. State*	L	73-75
Jan. 8	#8/5 Virginia*	L	60-61
Jan. 11	Maryland*	W	57-53
Jan. 14	at Wake Forest*	W	74-64
Jan. 17	Georgia Tech*	W	78-66
Jan. 24	at #--/24 North Carolina*	W	86-85
Jan. 27	at Florida State*	W	61-47
Jan. 31	#17/18 Clemson*	W	74-63
Feb. 2	#14/17 N.C. State*	L	74-80
Feb. 5	at Maryland*	L	52-63
Feb. 8	Wake Forest*	W	85-66
Feb. 10	at #9/8 Virginia*	W	72-69
Feb. 17	at Georgia Tech*	W	70-55
Feb. 19	at #16/20 Clemson*	W	75-65
Feb. 23	North Carolina*	W	61-58
Mar. 1	vs. Wake Forest ⁵	W	67-61
Mar. 2	vs. #19/23 N.C. State ⁵	W	79-62
Mar. 3	vs. #22/20 Clemson ⁵	L	54-71
Mar. 16	James Madison ⁶	W	85-53
Mar. 18	San Francisco ⁶	L	60-64

- 1 - Preseason NIT (Durham, NC & College Station, Texas)
- 2 - Univ. of New Orleans Tour. (New Orleans, La.)
- 3 - Duke Classic (Durham, N.C.)
- 4 - ACC Big Four Classic (Greensboro, N.C.)
- 5 - ACC Tournament (Rock Hill, S.C.)
- 6 - NCAA First & Second Rounds (Durham, N.C.)

1996-97

Coach: Gail Goestenkers

Record: 19-11, 9-7 ACC (5th)

NCAA Tournament - Second Round

Nov. 23	UNC Asheville	W	90-52
Nov. 24	at UNC Greensboro	W	98-68
Nov. 27	West Virginia	W	84-70
Nov. 30	Illinois State ¹	W	85-58
Dec. 1	St. Joseph's ¹	W	63-46
Dec. 7	vs. #6/6 Old Dominion ²	L	77-89
Dec. 8	at Richmond ²	W	89-60
Dec. 12	Georgia Tech*	W	74-65
Dec. 21	Manhattan	W	85-36
Dec. 28	vs. Rutgers ³	W	74-36
Dec. 29	vs. George Washington ³	L	48-54
Jan. 3	Florida State*	W	87-46
Jan. 6	at #13/13 Virginia*	L	55-62
Jan. 9	Wake Forest*	W	82-70
Jan. 12	at Maryland*	L	64-68
Jan. 15	at #15/13 N.C. State*	L	73-86
Jan. 18	#10/10 North Carolina*	L	73-87
Jan. 24	#10/10 Clemson*	W	70-61
Jan. 27	at Georgia Tech*	W	83-58
Feb. 2	at Florida State*	W	77-70
Feb. 6	at Wake Forest*	W	81-58
Feb. 9	Maryland*	W	66-57
Feb. 12	N.C. State*	W (OT)	96-95
Feb. 16	at #22/21 Clemson*	L	69-72
Feb. 19	#11/9 Virginia*	L	56-86
Feb. 21	at #4/5 North Carolina*	L	61-81
Feb. 28	vs. Maryland ⁴	W (OT)	60-52
Mar. 1	vs. #5/6 North Carolina ⁴	L	55-66
Mar. 14	vs. DePaul ⁵	W	70-56
Mar. 16	at #16/19 Illinois ⁵	L	67-85

- 1 - Duke Classic (Durham, N.C.)
- 2 - Central Fidelity Invitational (Richmond, Va.)
- 3 - ACC Big Four Classic (Greensboro, N.C.)
- 4 - ACC Tournament (Charlotte, N.C.)
- 5 - NCAA First & Second Rounds (Champaign, Ill.)

1997-98

Coach: Gail Goestenkers

Record: 24-8, 13-3 ACC (1st)

NCAA Tournament - Elite Eight

Nov. 19	UNC Greensboro	W	78-51
Nov. 22	Notre Dame	W	80-62
Nov. 28	vs. Detroit ¹	W	87-65
Nov. 29	vs. Southern Illinois ¹	W	76-54
Nov. 30	vs. #8/8 Illinois ¹	L	65-77
Dec. 6	Ohio ²	W	99-59
Dec. 7	Michigan ²	W	64-63
Dec. 13	at Clemson*	L	61-72
Dec. 20	UCLA	L	83-93
Dec. 22	Maryland*	W	65-48
Dec. 28	vs. Kent State ³	W	69-57
Dec. 29	at #12/15 Florida ³	L	63-70
Jan. 2	at Wake Forest*	W	73-60
Jan. 4	Georgia Tech*	W	87-56
Jan. 12	at #8/7 North Carolina*	L	74-83
Jan. 16	Florida State*	W	96-76
Jan. 19	at #8/7 N.C. State*	W	75-61
Jan. 23	#11/10 Virginia*	W	93-66
Jan. 25	#19/22 Clemson*	W	78-59
Jan. 30	at Maryland*	L	53-54
Feb. 2	Wake Forest*	W	79-55
Feb. 5	at Georgia Tech*	W	58-55
Feb. 12	#5/5 North Carolina*	W	83-70
Feb. 15	at Florida State*	W	79-67
Feb. 19	#10/8 N.C. State*	W	65-62
Feb. 22	at #15/14 Virginia*	W (OT)	85-78
Feb. 27	vs. Georgia Tech ⁴	W	100-56
Feb. 28	vs. #8/10 North Carolina ⁴	L	52-56
Mar. 14	Middle Tennessee State ⁵	W	92-67
Mar. 16	Louisville ⁵	W	69-53
Mar. 21	vs. #13/12 Florida ⁶	W	71-58
Mar. 23	vs. Arkansas ⁶	L	72-77

- 1 - San Juan Shootout (San Juan, Puerto Rico)
- 2 - Duke Classic (Durham, N.C.)
- 3 - The State Farm Classic (Gainesville, Fla.)
- 4 - ACC Tournament (Charlotte, N.C.)
- 5 - NCAA First & Second Rounds (Durham, N.C.)
- 6 - NCAA West Regional (Oakland, Calif.)

1998-99

Coach: Gail Goestenkers

Record: 29-7, 15-1 ACC (1st)

NCAA Tournament - National Finals

Nov. 13	vs. #3/3 Connecticut ¹	L	74-104
Nov. 14	vs. #19/17 Stanford ¹	W	77-57
Nov. 17	Virginia Tech	L	70-72
Nov. 21	at #11/19 Notre Dame	L	57-84
Nov. 23	at #18/22 Vanderbilt	W	79-71
Nov. 28	Villanova ²	W	75-47
Nov. 29	Marquette ²	W	91-60
Dec. 2	Florida State*	W	91-72
Dec. 6	vs. #3/3 Tennessee ³	L	60-74
Dec. 8	Hampton	W	83-47
Dec. 12	Temple	W	112-34
Dec. 19	UNC Asheville	W	94-27
Dec. 28	at #9/11 UCLA	W	85-80
Jan. 2	at Maryland*	W	90-61
Jan. 4	#22/22 Virginia*	W	84-68
Jan. 7	Georgia Tech*	W	113-46
Jan. 11	at Wake Forest*	W	74-59
Jan. 14	#16/12 Clemson*	W	86-77
Jan. 17	at N.C. State*	W	67-62

Jan. 22	at #7/6 North Carolina*	W	93-71
Jan. 25	at Florida State*	W	92-75
Feb. 1	Maryland*	W	72-54
Feb. 4	at #16/16 Virginia*	W	66-56
Feb. 7	at Georgia Tech*	W	74-73
Feb. 11	Wake Forest*	W	86-48
Feb. 14	at #19/19 Clemson*	L	75-80
Feb. 18	N.C. State*	W	75-67
Feb. 21	#13/12 North Carolina*	W	88-78
Feb. 26	vs. Florida State ⁴	W	90-57
Feb. 28	vs. #16 Clemson ⁴	L	71-76
Mar. 13	Holy Cross ⁵	W	79-51
Mar. 15	St. Joseph's ⁵	W	66-60
Mar. 20	vs. #5/5 Old Dominion ⁶	W	76-63
Mar. 22	vs. #2/2 Tennessee ⁶	W	69-63
Mar. 26	vs. #12/12 Georgia ⁷	W	81-69
Mar. 28	vs. #1/1 Purdue ⁷	L	45-62

1 - Nike Four in the Fall (San Jose, Calif.)

2 - Duke Classic (Durham, N.C.)

3 - Honda Elite Four Holiday Classic (Orlando, Fla.)

4 - ACC Tournament (Charlotte, N.C.)

5 - NCAA First & Second Rounds (Durham, N.C.)

6 - NCAA EAST Region (Greensboro, N.C.)

7 - NCAA Final Four (San Jose, Calif.)

1999-2000

Coach: Gail Goestenkers

Record: 28-6, 12-4 ACC (2nd)

ACC Tournament Champion

NCAA Tournament - Sweet 16

Nov. 15	UNC Greensboro ¹	W	72-47
Nov. 17	#20/21 Boston College ¹	L	70-77
Nov. 24	Vanderbilt	W	68-59
Nov. 27	Florida A&M ²	W	93-38
Nov. 28	#9/8 Penn State ²	W	63-49
Dec. 2	Elon College	W	101-44
Dec. 5	Virginia*	W	83-62
Dec. 8	at #24/24 Virginia Tech	W	70-61
Dec. 11	at Seton Hall	W	66-52
Dec. 20	vs. Sacramento State ³	W	81-45
Dec. 21	vs. Liberty ³	W	66-45
Dec. 28	George Mason	W	95-56
Dec. 30	Georgetown	W	68-53
Jan. 3	at Maryland*	W	79-61
Jan. 9	at Georgia Tech*	W	64-45
Jan. 13	Wake Forest*	W	82-48
Jan. 16	Clemson*	W	60-51
Jan. 20	at #6/5 N.C. State*	L (OT)	75-80
Jan. 24	at Florida State*	W	59-54
Jan. 27	North Carolina*	W	101-58
Jan. 30	at #24/25 Virginia*	L	49-61
Feb. 3	Maryland*	L	62-63
Feb. 11	Georgia Tech*	W	83-51
Feb. 14	at Wake Forest*	W	69-38
Feb. 17	#7/7 N.C. State*	W	70-64
Feb. 21	at Clemson*	W	59-44
Feb. 24	Florida State*	W	87-52
Feb. 27	at North Carolina*	L	64-73
Mar. 4	vs. Florida State ⁴	W	92-65
Mar. 5	vs. Georgia Tech ⁴	W	77-56
Mar. 6	vs. North Carolina ⁴	W	79-76
Mar. 18	Campbell ⁵	W	71-42
Mar. 20	Western Kentucky ⁵	W	90-70
Mar. 25	vs. #15/12 LSU ⁶	L	66-79

1 - Preseason WNIT (Durham, N.C.)

2 - Duke Classic (Durham, N.C.)

3 - Sun Splash Shootout (Nassau, The Bahamas)

4 - ACC Tournament (Greensboro, N.C.)

5 - NCAA First & Second Rounds (Durham, N.C.)

6 - NCAA EAST Region (Richmond, Va.)

2000-01

Coach: Gail Goestenkers

Record: 30-4, 13-3 ACC (1st)

ACC Tournament Champion

NCAA Tournament - Sweet 16

Nov. 10	vs. UCLA ¹	W	80-52
Nov. 11	vs. #7/8 LSU ¹	W	56-45
Nov. 18	William & Mary	W	81-46
Nov. 20	at #9/8 Penn State	W	88-87
Nov. 22	at #--/24 Boston College	W	67-49
Nov. 25	Duquesne ²	W	97-66
Nov. 26	Toledo ²	W	71-41
Nov. 29	Charlotte	W	78-59
Dec. 3	at George Mason	W	88-69
Dec. 9	at Clemson*	L	75-93
Dec. 17	vs. Arkansas State ³	W	69-45
Dec. 19	vs. Oral Roberts ³	W	62-51
Dec. 30	#5/6 Iowa State	W	81-63
Jan. 2	Wake Forest*	W	81-56
Jan. 8	at Florida State*	W	73-60
Jan. 11	Georgia Tech*	W	86-83
Jan. 14	at Maryland*	W	75-64
Jan. 18	#22/19 N.C. State*	W	62-59
Jan. 22	at --/24 Virginia*	W	71-68
Jan. 25	at North Carolina*	W (OT)	92-85
Jan. 28	#15/16 Clemson*	W	92-42
Feb. 1	at Wake Forest*	W	66-58
Feb. 8	Florida State*	L	69-71
Feb. 12	at Georgia Tech*	W	74-54
Feb. 15	Maryland*	W	75-54
Feb. 18	at #24/21 N.C. State*	L	55-69
Feb. 22	Virginia*	W	76-53
Feb. 26	North Carolina*	W	72-67
Mar. 2	vs. Wake Forest ⁴	W (OT)	75-68
Mar. 4	vs. Florida State ⁴	W	72-56
Mar. 5	vs. #21/20 N.C. State ⁴	W	57-45
Mar. 17	UW-Milwaukee ⁵	W	96-63
Mar. 19	Arkansas ⁵	W	75-54
Mar. 24	vs. #15/15 SW Miss. St. ⁶	L	71-81

1 - Women's Sports Foundation Clas. (Albuquerque, N.M.)

2 - Duke Classic (Durham, N.C.)

3 - Fun in the Sun Shootout (Cancun, Mexico)

4 - ACC Tournament (Greensboro, N.C.)

5 - NCAA First & Second Rounds (Durham, N.C.)

6 - NCAA Final 16 (Spokane, Wash.)

2001-02

Coach: Gail Goestenkers

Record: 31-4, 16-0 ACC (1st)

ACC Tournament Champion

NCAA Tournament - Final Four

Nov. 11	#7/7 Texas Tech ¹	W	85-69
Nov. 16	Elon	W	102-52
Nov. 18	at Toledo	L	65-71
Nov. 24	Davidson ²	W	107-58
Nov. 25	South Carolina ²	L (OT)	81-87
Nov. 29	at Charlotte	W	64-39
Dec. 2	vs. #6/5 Louisiana Tech ³	W	76-64
Dec. 6	at Virginia*	W	107-73
Dec. 8	at Georgetown	W	89-54
Dec. 16	UNC Greensboro	W	90-58
Dec. 20	Liberty	W	95-53
Dec. 27	vs. #2/2 Tennessee ⁴	L	68-89
Dec. 30	at Georgia Tech*	W	76-60
Jan. 2	Maryland*	W	90-74
Jan. 6	Wake Forest*	W	91-46
Jan. 10	at Clemson*	W	81-58
Jan. 13	at N.C. State*	W	73-68
Jan. 20	Virginia*	W	86-69
Jan. 24	#21/20 North Carolina*	W	102-82
Jan. 27	at Florida State*	W	102-80
Jan. 31	Georgia Tech*	W	86-50

Feb. 2	at Maryland*	W	66-55
Feb. 7	at Wake Forest*	W	83-60
Feb. 10	Clemson*	W	77-69
Feb. 18	N.C. State*	W	81-54
Feb. 21	Florida State*	W	88-55
Feb. 24	at #19/20 North Carolina*	W	90-75
Mar. 1	vs. Florida State ⁵	W	82-66
Mar. 3	vs. Virginia ⁵	W	71-67
Mar. 4	vs. #16/19 North Carolina ⁵	W	87-80
Mar. 15	Norfolk State ⁶	W	95-48
Mar. 17	#--/25 TCU ⁶	W	76-66
Mar. 23	vs. #14/14 Texas ⁷	W	62-46
Mar. 25	vs. #13/13 South Carolina ⁷	W	77-68
Mar. 29	vs. #2/2 Oklahoma ⁸	L	71-86

1 - State Farm Tip-Off Classic (Durham, N.C.)

2 - Duke Classic (Durham, N.C.)

3 - Disney Honda Elite 4 Classic (Orlando, Fla.)

4 - ACC/SEC Challenge (Atlanta, Ga.)

5 - ACC Tournament (Greensboro, N.C.)

6 - NCAA First & Second Rounds (Durham, N.C.)

7 - NCAA Final 16 & 8 (Raleigh, N.C.)

8 - NCAA Final Four (San Antonio, Texas)

2002-03

Coach: Gail Goestenkers

Record: 35-2, 16-0 ACC (1st)

ACC Tournament Champion

NCAA Tournament - Final Four

Nov. 22	East Carolina	W	108-46
Nov. 24	vs. #2/2 Tennessee ¹	W	76-55
Nov. 28	vs. Hampton ²	W	71-34
Nov. 29	vs. Old Dominion ²	W	65-52
Nov. 30	vs. #17/15 Arkansas ²	W (OT)	74-72
Dec. 6	Howard ³	W	128-53
Dec. 8	St. Joseph's ³	W	82-48
Dec. 16	Charleston Southern	W	106-38
Dec. 18	Florida International	W	106-58
Dec. 21	at Tulsa	W	90-36
Dec. 27	vs. Detroit Mercy ⁴	W	92-52
Dec. 29	vs. Iowa State ⁴	W	88-59
Jan. 6	Clemson*	W	69-53
Jan. 9	at Virginia*	W	60-59
Jan. 13	at Georgia Tech*	W	79-59
Jan. 16	Wake Forest*	W	71-61
Jan. 20	at #8/10 North Carolina*	W (OT)	78-67
Jan. 23	Maryland*	W	101-52
Jan. 26	Florida State*	W	81-63
Jan. 29	at N.C. State*	W	54-44
Feb. 1	#2/2 Connecticut	L	65-77
Feb. 6	at Clemson*	W	61-49
Feb. 10	Virginia*	W	75-48
Feb. 13	Georgia Tech*	W	82-43
Feb. 17	at Wake Forest*	W	83-41
Feb. 20	#6/6 North Carolina*	W	97-63
Feb. 24	at Maryland*	W	97-55
Feb. 27	at Florida State*	W	70-49
Mar. 2	N.C. State*	W	86-60
Mar. 7	vs. Wake Forest ⁵	W	64-59
Mar. 9	vs. Georgia Tech ⁵	W	76-52
Mar. 10	vs. #11/9 North Carolina ⁵	W	77-59
Mar. 23	vs. Georgia State ⁶	W	66-48
Mar. 25	vs. Utah ⁶	W	65-54
Mar. 29	vs. #19/20 Georgia ⁷	W	66-63
Mar. 31	vs. #7/8 Texas Tech ⁷	W	57-51
Apr. 6	vs. #4/4 Tennessee ⁸	L	56-66

1 - Jimmy V Basketball Classic (Raleigh, N.C.)

2 - Paradise Jam (St. Thomas, USVI)

3 - Duke Classic (Durham, N.C.)

4 - South Padre Shootout (South Padre Island, Texas)

5 - ACC Tournament (Greensboro, N.C.)

6 - NCAA First & Second Rounds (Raleigh, N.C.)

7 - NCAA Final 16 & 8 (Albuquerque, N.M.)

8 - NCAA Final Four (Atlanta, Ga.)

2003-04

Coach: Gail Goestenkers

Record: 30-4, 15-1 ACC (1st)

ACC Tournament Champion

NCAA Tournament - Elite Eight

Nov. 16	vs. #3/3 Texas ¹	L	77-85
Nov. 21	Elon	W	108-26
Nov. 23	vs. #5/6 Purdue ²	W	93-63
Nov. 29	Stephen F. Austin ³	W	119-53
Nov. 30	#25/- Auburn ³	W	66-57
Dec. 5	at Wake Forest*	W	88-55
Dec. 14	Tulsa	W	90-36
Dec. 20	at Northwestern State	W	105-53
Dec. 28	vs. Hampton ⁴	W	90-59
Dec. 29	at Loyola Marymount ⁴	W	81-53
Jan. 3	at #1/1 Connecticut	W	68-67
Jan. 5	Florida State*	W	79-66
Jan. 8	at Georgia Tech*	W	77-45
Jan. 11	#13/13 North Carolina*	W	79-57
Jan. 18	at Virginia*	W	63-52
Jan. 22	Maryland*	W	78-48
Jan. 24	#2/2 Tennessee	L	69-72
Jan. 30	N.C. State*	W	75-56
Feb. 2	at Clemson*	W	78-60
Feb. 4	at Florida State*	L	74-80
Feb. 7	Georgia Tech*	W	81-41
Feb. 12	Wake Forest*	W	80-55
Feb. 14	at #15/14 North Carolina*	W	89-79
Feb. 19	Virginia*	W	87-54
Feb. 22	at Maryland*	W	72-59
Feb. 27	Clemson*	W	102-45
Mar. 1	at N.C. State*	W	90-57
Mar. 6	vs. Wake Forest ⁵	W	77-59
Mar. 7	vs. Maryland ⁵	W	70-63
Mar. 8	vs. #9/10 North Carolina ⁵	W	63-47
Mar. 21	Northwestern State ⁶	W	103-51
Mar. 23	Marquette ⁶	W	76-67
Mar. 28	vs. #7/5 Louisiana Tech ⁷	W	63-49
Mar. 30	vs. #24/20 Minnesota ⁷	L	75-82

1 - State Farm Tip-Off Classic (West Lafayette, Ind.)

2 - Jimmy V Women's Basketball Classic (Raleigh, N.C.)

3 - Duke Classic (Durham, N.C.)

4 - LMU Marina del Rey Marriott (Los Angeles, Calif.)

5 - ACC Tournament (Greensboro, N.C.)

6 - NCAA First & Second Rounds (Durham, N.C.)

7 - NCAA Final 16 & 8 (Norfolk, Va.)

2004-05

Coach: Gail Goestenkers

Record: 31-5, 12-2 ACC (t-1st)

NCAA Tournament - Elite Eight

Nov. 12	Davidson ¹	W	89-69
Nov. 14	South Florida ¹	W	82-50
Nov. 17	at #11/11 Notre Dame ²	L	65-76
Nov. 19	#23/23 Penn State	W	66-58
Nov. 26	vs. Stephen F. Austin ³	W	84-29
Nov. 27	vs. #16/16 Kansas State ³	W	63-51
Dec. 2	at #4/5 Tennessee	W	59-57
Dec. 4	Pacific	W	86-30
Dec. 12	Liberty	W	83-48
Dec. 15	Jacksonville State	W	99-36
Dec. 18	vs. #20/18 Purdue ⁴	W	66-48
Dec. 20	at Ball State	W	81-31
Dec. 29	vs. Rhode Island ⁵	W	89-63
Dec. 31	at Auburn ⁵	W	80-61
Jan. 4	Holy Cross	W	101-42
Jan. 9	#25/25 Virginia Tech*	W	88-67
Jan. 14	at Virginia*	W	87-65
Jan. 17	Georgia Tech*	W	82-59
Jan. 19	at Wake Forest*	W	99-86

Jan. 24	at #12/6 North Carolina*	L	51-56
Jan. 27	#20/22 Maryland*	W	60-57
Jan. 30	at #25/- N.C. State*	W	52-49
Feb. 3	at Miami*	W	72-63
Feb. 6	#24/24 Florida State*	W	75-64
Feb. 13	at #19/21 Maryland*	W	60-49
Feb. 17	Clemson*	W	72-48
Feb. 20	at Georgia Tech*	W	73-55
Feb. 24	Miami*	W	95-61
Feb. 27	#8/4 North Carolina*	L	68-77
Mar. 5	vs. Wake Forest ⁶	W	107-50
Mar. 6	vs. #25/- Maryland ⁶	W	74-44
Mar. 7	vs. #4/3 North Carolina ⁶	L	67-88
Mar. 20	vs. Canisius ⁷	W	80-48
Mar. 22	vs. #25/- Boston College ⁷	W	70-65
Mar. 26	vs. #20/20 Georgia ⁸	W	63-57
Mar. 28	vs. #2/4 LSU ⁸	L	49-59

1 - Preseason WNIT (Durham, N.C.)

2 - Preseason WNIT (Notre Dame, Ind.)

3 - Junkanoo Jam (Grand Bahamas Island, Bahamas)

4 - Blockbuster Classic (Indianapolis, Ind.)

5 - Auburn Holiday Classic (Auburn, Ala.)

6 - ACC Tournament (Greensboro, N.C.)

7 - NCAA First & Second Rounds (Chapel Hill, N.C.)

8 - NCAA Final 16 & 8 (Chattanooga, Tenn.)

2005-06

Coach: Gail Goestenkers

Record: 31-4, 12-2 ACC (2nd)

NCAA Tournament - National Finals

Nov. 18	at Penn State	W	93-67
Nov. 20	at Old Dominion	W	93-56
Nov. 22	Fairfield	W	110-44
Nov. 26	Arkansas State ¹	W	110-56
Nov. 27	Auburn ¹	W	69-37
Dec. 4	at #18/16 Texas	W	84-70
Dec. 6	at TCU	W	92-52
Dec. 19	Ball State	W	110-24
Dec. 22	Colorado State	W	99-52
Dec. 28	vs. St. John's ²	W	105-57
Dec. 30	at San Diego ²	W	119-52
Jan. 2	Wake Forest*	W	100-54
Jan. 5	Florida State*	W	87-68
Jan. 8	at #6/6 Maryland*	W	86-68
Jan. 11	at Georgia Tech*	W	67-59
Jan. 14	at #22/22 Boston College*	W	66-52
Jan. 16	at Holy Cross	W	84-36
Jan. 19	N.C. State*	W	77-57
Jan. 23	#1/1 Tennessee	W	75-53
Jan. 26	at Clemson*	W	97-65
Jan. 29	#3/2 North Carolina*	L	70-74
Feb. 6	at Virginia Tech*	W	73-62
Feb. 10	Virginia*	W	88-65
Feb. 13	#4/6 Maryland*	W	90-80
Feb. 19	at Miami*	W (2OT)	99-93
Feb. 22	Virginia Tech*	W	93-51
Feb. 25	at #2/2 North Carolina*	L	65-77
Mar. 3	vs. Virginia Tech ³	W	69-56
Mar. 4	vs. #4/4 Maryland ³	L	70-78
Mar. 19	vs. Southern ⁴	W	96-27
Mar. 21	vs. Southern California ⁴	W	85-51
Mar. 26	vs. #16/17 Michigan State ⁵	W	86-61
Mar. 28	vs. #8/8 Connecticut ⁵	W (OT)	63-61
Apr. 2	vs. #5/5 LSU ⁶	W	84-45
Apr. 4	vs. #3/3 Maryland ⁶	L (OT)	75-78

1 - Duke Classic (Durham, N.C.)

2 - Surf 'N Slam Classic (San Diego, Calif.)

3 - ACC Tournament (Greensboro, N.C.)

4 - NCAA First & Second Rounds (Norfolk, Va.)

5 - NCAA Final 16 & 8 (Bridgeport, Conn.)

6 - NCAA Final Four (Boston, Mass.)

2006-07

Coach: Gail Goestenkers

Record: 32-2, 14-0 ACC (1st)

NCAA Tournament - Sweet 16

Nov. 11	Northeastern	W	102-49
Nov. 17	Marist	W	71-50
Nov. 19	Houston	W	81-35
Nov. 21	Penn State	W	70-42
Nov. 25	at Michigan	W	92-47
Nov. 29	Old Dominion	W	89-40
Dec. 4	at #19/17 Rutgers ¹	W	85-45
Dec. 7	#11/11 Vanderbilt	W	69-48
Dec. 10	#22/22 Texas	W	80-52
Dec. 19	vs. #25/21 Bowling Green ²	W	55-46
Dec. 20	vs. SMU ²	W	75-45
Dec. 21	vs. #22/22 Pittsburgh ²	W	72-51
Dec. 29	at Dartmouth ³	W	77-40
Dec. 30	vs. Boston University ³	W	72-42
Jan. 3	Miami*	W	72-42
Jan. 7	at Virginia Tech*	W	86-54
Jan. 10	Georgia Tech*	W	83-51
Jan. 13	#1/1 Maryland*	W	81-62
Jan. 18	at N.C. State*	W	65-51
Jan. 22	at #4/4 Tennessee	W	74-70
Jan. 25	at Florida State*	W	73-60
Jan. 29	Virginia Tech*	W	75-65
Feb. 2	at Virginia*	W	76-61
Feb. 5	Clemson*	W	105-53
Feb. 8	at #2/2 North Carolina*	W	64-53
Feb. 11	at Wake Forest*	W	77-45
Feb. 15	Boston College*	W	73-52
Feb. 18	at #6/6 Maryland*	W	69-57
Feb. 25	#4/4 North Carolina*	W	67-62
Mar. 2	vs. Virginia ⁴	W	79-58
Mar. 3	vs. #24/25 N.C. State ⁴	L	65-70
Mar. 18	vs. Holy Cross ⁵	W	81-44
Mar. 20	vs. Temple ⁵	W	62-52
Mar. 24	vs. #15/18 Rutgers ⁶	L	52-53

1 - Jimmy V Classic (Piscataway, N.J.)

2 - Caribbean Classic (Cancun, Mexico)

3 - Blue Sky Classic (Hanover, N.H.)

4 - ACC Tournament (Greensboro, N.C.)

5 - NCAA First & Second Rounds (Raleigh, N.C.)

6 - NCAA Sweet 16 (Greensboro, N.C.)

2007-08

Coach: Joanne P. McCallie

Record: 25-10, 10-4 ACC (3rd)

NCAA Tournament - Sweet 16

Nov. 11	at Denver	W	57-37
Nov. 15	vs. South Florida ¹	W	89-52
Nov. 18	UNC Greensboro	W	84-39
Nov. 22	vs. #22/20 Purdue ²	W	53-41
Nov. 23	vs. Temple ²	W	64-53
Nov. 25	vs. #2/2 Connecticut ²	L	48-74
Nov. 28	at #23/18 Vanderbilt	L	55-68
Dec. 2	at Penn State	L	84-86
Dec. 6	#4/3 Rutgers	W	49-44
Dec. 8	vs. Pittsburgh ³	W	51-49
Dec. 18	Utah Valley	W	95-61
Dec. 21	Bucknell	W	92-49
Dec. 28	at Houston	W	84-68
Jan. 3	N.C. Central	W	82-29
Jan. 5	at Miami*	W	84-72
Jan. 11	Florida State*	W	70-38
Jan. 14	at #4/4 Maryland*	L	70-85
Jan. 20	N.C. State*	W	71-57
Jan. 24	at #23/23 Georgia Tech*	W	73-47
Jan. 28	#2/2 Tennessee	L	64-67
Feb. 1	Virginia Tech*	W	85-50
Feb. 4	#3/3 North Carolina*	L	76-93

Feb. 7	at Boston College*	W	51-41
Feb. 10	Wake Forest*	W	71-36
Feb. 13	at Clemson*	W	83-54
Feb. 17	#4/5 Maryland*	L	69-76
Feb. 22	at Virginia Tech*	W	72-60
Feb. 24	Virginia*	W	78-70
Mar. 2	at #2/2 North Carolina*	L	51-82
Mar. 7	vs. Florida State ⁴	W	81-67
Mar. 8	vs. #5/4 Maryland ⁴	W	74-63
Mar. 9	vs. #2/2 North Carolina ⁴	L	73-86
Mar. 23	vs. Murray State ⁵	W	78-57
Mar. 25	vs. Arizona State ⁵	W	67-59
Mar. 30	vs. #8/9 Texas A&M ⁶	L	63-77

1 - ESPNU Invitational (Tampa, Fla.)
 2 - Paradise Jam (St. Thomas, USVI)
 3 - Maggie Dixon Classic (New York, N.Y.)
 4 - ACC Tournament (Greensboro, N.C.)
 5 - NCAA First & Second Rounds (College Park, Md.)
 6 - NCAA Regional Semifinal (Oklahoma City, Okla.)

2008-09

Coach: Joanne P. McCallie

Record: 27-6, 11-3 ACC (3rd)

NCAA Tournament - Second Round

Nov. 14	#14/15 Oklahoma St.	W	77-68
Nov. 16	Maine	W	98-31
Nov. 21	vs. Hartford ¹	L	51-53
Nov. 22	vs. Southern ¹	W	93-52
Nov. 28	at Western Kentucky	W	59-56
Dec. 4	Iowa	W	71-47
Dec. 7	Michigan	W	60-45
Dec. 16	#3/4 Stanford	W	56-52
Dec. 19	at Southern California ²	W (OT)	97-89
Dec. 20	vs. Siena ²	W	86-41
Dec. 28	Quinnipiac	W	78-50
Dec. 31	at Providence	W	66-49
Jan. 5	Temple	W	87-52
Jan. 9	Miami*	W	73-58
Jan. 12	#12/15 Maryland*	W	68-65
Jan. 16	at Virginia Tech*	W	57-52
Jan. 19	at N.C. State*	W (OT)	61-58
Jan. 25	Georgia Tech*	W	60-34
Jan. 29	at #18/20 Florida State*	L (OT)	75-82
Feb. 2	Boston College*	W	69-58
Feb. 5	at #17/15 Virginia*	W	81-67
Feb. 9	at #8/9 North Carolina*	L	60-75
Feb. 13	Clemson*	W	77-53
Feb. 16	at #13/18 Tennessee	W	62-54
Feb. 19	Virginia Tech*	W	62-46
Feb. 22	at #9/7 Maryland*	L	59-77
Feb. 25	at Wake Forest*	W	83-50
Mar. 1	#9/10 North Carolina*	W (OT)	81-79
Mar. 6	vs. #24/20 Virginia ³	W	76-53
Mar. 7	vs. #12/13 Florida State ³	W	75-57
Mar. 8	vs. #4/4 Maryland ³	L (OT)	89-92
Mar. 22	vs. Austin Peay ⁴	W	83-42
Mar. 24	at Michigan State ⁴	L	49-63

1 - DePaul Invitational (Chicago, Ill.)
 2 - Women of Troy Classic (Los Angeles, Calif.)
 3 - ACC Tournament (Greensboro, N.C.)
 4 - NCAA First & Second Rounds (East Lansing, Mich.)

2009-10

Coach: Joanne P. McCallie

Record: 30-6, 12-2 ACC (1st)

ACC Tournament Champion

NCAA Tournament - Elite Eight

Nov. 13	at Houston Baptist	W	104-35
Nov. 15	at #-/16 Texas A&M	L	77-95
Nov. 19	Georgia Southern	W	69-42
Nov. 23	Charlotte	W	57-44
Nov. 26	vs. Western Kentucky ¹	W	70-47

Nov. 27	vs. Marquette ¹	W	74-43
Dec. 3	#3/3 Ohio State	W	83-67
Dec. 6	Southern California	W	78-72
Dec. 15	at #2/2 Stanford	L	55-71
Dec. 18	#24/25 James Madison	W	79-65
Dec. 21	at Maine	W	75-34
Dec. 28	N.C. Central	W	117-28
Dec. 31	at Temple	W	70-62
Jan. 3	Providence	W	88-63
Jan. 7	at Clemson*	W	67-41
Jan. 10	Wake Forest*	W	65-51
Jan. 14	at #25/-- Miami*	W	69-62
Jan. 18	#1/1 Connecticut	L	48-81
Jan. 21	Virginia Tech*	W	69-38
Jan. 24	at Maryland*	W	58-57
Jan. 29	#13/14 Florida State*	W	73-43
Feb. 4	at Boston College*	L	57-61
Feb. 8	#18/15 North Carolina*	W	79-51
Feb. 11	N.C. State*	W	70-39
Feb. 14	at Virginia Tech*	W	65-53
Feb. 19	at #19/-- Georgia Tech*	W	64-50
Feb. 21	Maryland*	W	71-59
Feb. 26	#21/18 Virginia*	W	83-65
Feb. 28	at North Carolina*	L	54-64
Mar. 5	vs. Maryland ²	W	66-64
Mar. 6	vs. Georgia Tech ²	W	67-55
Mar. 7	vs. N.C. State ²	W	70-60
Mar. 20	Hampton ³	W	72-37
Mar. 22	#21/-- LSU ³	W	60-52
Mar. 27	vs. San Diego State ⁴	W	66-58
Mar. 29	vs. #14/18 Baylor ⁴	L	48-51

1 - Caribbean Challenge in Cancun, Mexico

2 - ACC Tournament (Greensboro, N.C.)

3 - NCAA First & Second Rounds (Durham, N.C.)

4 - NCAA Regional (Memphis, Tenn.)

2010-11

Coach: Joanne P. McCallie

Record: 32-4, 12-2 ACC (1st)

ACC Tournament Champion

NCAA Tournament - Elite Eight

Nov. 13	Brigham Young	W	69-54
Nov. 15	Southern California	W	75-50
Nov. 18	at Auburn	W	75-62
Nov. 21	Western Kentucky	W	85-55
Nov. 24	at Pittsburgh	W	93-55
Nov. 27	at Charlotte	W	61-55
Nov. 30	at James Madison	W	75-58
Dec. 2	at Wisconsin	W	59-51
Dec. 6	#7/7 Texas A&M ¹	W	61-58
Dec. 9	Albany	W	83-48
Dec. 12	at Oklahoma State	W	73-45
Dec. 21	#4/4 Xavier	W	46-45
Dec. 30	Temple	W	71-64
Jan. 4	#10/10 Kentucky	W	54-48
Jan. 6	#14/15 Maryland*	W	71-64
Jan. 14	at #21/15 Florida State*	W	87-70
Jan. 16	at Virginia Tech*	W	57-43
Jan. 21	Georgia Tech*	W	69-32
Jan. 23	at N.C. State*	W	65-64
Jan. 26	Clemson*	W	92-37
Jan. 31	at #2/2 Connecticut	L	51-87
Feb. 3	#18/21 Miami*	W	82-58
Feb. 7	at #13/12 North Carolina*	L	60-62
Feb. 11	at Wake Forest*	W	82-39
Feb. 13	Boston College*	W	66-53
Feb. 17	at #16/17 Maryland*	L	47-69
Feb. 20	Virginia Tech*	W	90-40
Feb. 24	at Virginia*	W	71-48
Feb. 27	#13/16 North Carolina*	W	66-58
Mar. 4	vs. Wake Forest ²	W	79-50
Mar. 5	vs. Georgia Tech ²	W	74-66

Mar. 6	vs. #19/19 North Carolina ²	W	81-66
Mar. 19	UT Martin ³	W	90-45
Mar. 21	#19/17 Marist ³	W	71-66
Mar. 27	vs. #10/12 DePaul ⁴	W	70-63
Mar. 29	vs. #1/1 Connecticut ⁴	L	40-75

1 - Jimmy V Classic (Durham, N.C.)
 2 - ACC Tournament (Durham, N.C.)
 3 - NCAA First & Second Rounds (Durham, N.C.)
 4 - NCAA Regional (Philadelphia, Pa.)

2011-12

Coach: Joanne P. McCallie

Record: 27-6, 15-1 ACC (1st)

NCAA Tournament - Elite Eight

Nov. 11	at Brigham Young	W	61-55
Nov. 18	Auburn	W	73-50
Nov. 20	at Western Kentucky	W	80-54
Nov. 25	vs. Gardner-Webb ¹	W	97-31
Nov. 26	vs. #4/3 Notre Dame ¹	L	54-56
Dec. 1	#13/16 Purdue	W	64-53
Dec. 4	Pittsburgh	W	92-43
Dec. 8	at #10/10 Kentucky	L	65-72
Dec. 11	UNC Upstate	W	93-35
Dec. 20	UNC Wilmington	W	107-45
Dec. 30	at Temple	W	65-54
Jan. 2	Virginia*	W	77-66
Jan. 6	at Wake Forest*	W	76-58
Jan. 8	NC State*	W	83-59
Jan. 13	Florida State*	W	73-66
Jan. 15	at Virginia Tech*	W	61-34
Jan. 18	at Georgia Tech*	W	79-62
Jan. 22	#8/7 Maryland*	W	80-72
Jan. 27	at Clemson*	W	81-37
Jan. 30	#3/3 Connecticut	L	45-61
Feb. 2	Wake Forest*	W	75-43
Feb. 6	#22/24 North Carolina*	W	96-56
Feb. 9	at Boston College*	W	71-62
Feb. 12	at Florida State*	W	67-57
Feb. 15	Virginia Tech*	W	67-45
Feb. 19	at #8/7 Maryland*	L	61-63
Feb. 24	#5/5 Miami*	W	74-64
Feb. 26	at North Carolina*	W	69-63
Mar. 2	vs. NC State ²	L	73-75
Mar. 18	vs. Samford ³	W	82-47
Mar. 20	vs. Vanderbilt ³	W	96-80
Mar. 24	vs. #14/21 St. John's ⁴	W	74-47
Mar. 26	vs. #2/2 Stanford ⁴	L	69-81

1 - Junkanoo Jam (Freeport, Bahamas)
 2 - ACC Tournament (Greensboro, N.C.)
 3 - NCAA First & Second Rounds (Nashville, Tenn.)
 4 - NCAA Regional (Fresno, Calif.)

2012-13

Coach: Joanne P. McCallie

Record: 33-3, 17-1 ACC (1st)

ACC Tournament Champion

NCAA Tournament - Elite Eight

Nov. 17	Presbyterian	W	84-45
Nov. 18	Iona	W	100-31
Nov. 23	Valparaiso	W	90-45
Nov. 25	at Xavier	W	82-59
Nov. 28	at Michigan	W	71-54
Dec. 2	#10/11 California	W	77-63
Dec. 6	Georgia Tech*	W	85-52
Dec. 9	vs. #-/25 St. John's ¹	W	60-42
Dec. 21	vs. CSU Bakersfield ²	W	97-63
Dec. 22	at Southern California ²	W	75-60
Dec. 30	Monmouth	W	73-32
Jan. 3	at N.C. State*	W	67-57
Jan. 6	at Boston College*	W	90-53
Jan. 10	Clemson*	W	82-45
Jan. 13	at Wake Forest*	W	73-44

Jan. 16	Virginia Tech*	W	58-26
Jan. 21	at #3/2 Connecticut	L	49-79
Jan. 24	at Clemson*	W	60-46
Jan. 27	Boston College*	W	80-56
Jan. 31	Miami*	W	82-43
Feb. 3	at #11/18 North Carolina*	W	84-63
Feb. 8	at Virginia*	W	62-41
Feb. 11	#7/7 Maryland*	W	71-56
Feb. 14	at Virginia Tech*	W	77-33
Feb. 17	Wake Forest*	W	81-70
Feb. 22	#19/20 Florida State*	W	61-50
Feb. 24	at #8/8 Maryland*	W	75-59
Feb. 28	at Miami*	L	65-69
Mar. 3	#15/17 North Carolina*	W	65-58
Mar. 8	vs. N.C. State ³	W	79-65
Mar. 9	vs. #23/23 Florida State ³	W	72-66
Mar. 10	vs. #15/17 North Carolina ³	W	92-73
Mar. 24	Hampton ⁴	W	67-51
Mar. 26	Oklahoma State ⁴	W	68-59
Mar. 31	vs. #24/25 Nebraska ⁵	W	53-45
Apr. 2	vs. #2/2 Notre Dame ⁵	L	76-87

1 - Maggie Dixon Classic (New York, N.Y.)

2 - Women of Troy Basketball Classic (Los Angeles, Calif.)

3 - ACC Tournament (Greensboro, N.C.)

4 - NCAA First & Second Rounds (Durham, N.C.)

5 - NCAA Regional (Norfolk, Va.)

2013-14

Coach: Joanne P. McCallie

Record: 28-7, 12-4 ACC (2nd)

NCAA Tournament - Second Round

Nov. 10	at #9/9 California	W	70-58
Nov. 14	USC Upstate	W	123-40
Nov. 17	Alabama	W	92-57
Nov. 21	Vanderbilt	W	88-69
Nov. 24	at Marquette	W	78-61
Nov. 28	vs. Xavier ¹	W	81-54
Nov. 29	vs. Central Michigan ¹	W	97-64
Nov. 30	vs. Kansas ¹	W	73-40
Dec. 5	#16/22 Purdue	W	99-78
Dec. 8	at #17/15 Oklahoma	W	94-85
Dec. 17	#1/1 Connecticut ²	L	61-83
Dec. 19	Albany	W	80-51
Dec. 22	at #5/6 Kentucky	W	69-61
Jan. 2	Old Dominion	W	87-63
Jan. 5	at Georgia Tech*	W	64-47
Jan. 9	at Syracuse*	W	86-53
Jan. 12	Boston College*	W	78-57
Jan. 16	Virginia*	W	90-55
Jan. 19	at Virginia Tech*	W	74-70
Jan. 23	at #24/25 Florida State* W (OT)	W	85-77
Jan. 26	Pittsburgh*	W	111-67
Jan. 30	at Miami*	W	76-75
Feb. 2	#2/2 Notre Dame*	L	67-88
Feb. 6	at Clemson*	W	78-51
Feb. 10	#17/11 North Carolina*	L	78-89
Feb. 17	#8/9 Maryland*	W	84-63
Feb. 20	#14/16 N.C. State*	W	83-70
Feb. 23	at #2/2 Notre Dame*	L	70-81
Feb. 27	Wake Forest*	W	71-56
Mar. 2	at #14/11 North Carolina*	L	60-64
Mar. 7	vs. Georgia Tech ³	W	82-52
Mar. 8	vs. #13/12 North Carolina ³	W	66-61
Mar. 9	vs. #2/2 Notre Dame ³	L	53-69
Mar. 22	Winthrop ⁴	W	87-45
Mar. 23	#23/21 DePaul ⁴	L	65-74

1 - Paradise Jam (St. Thomas, USVI)

2 - Jimmy V Classic (Durham, N.C.)

3 - ACC Tournament (Greensboro, N.C.)

4 - NCAA First & Second Rounds (Durham, N.C.)

2014-15

Coach: Joanne P. McCallie

Record: 23-11, 11-5 ACC (4th)

NCAA Tournament - Sweet Sixteen

Nov. 16	at Alabama	W	90-40
Nov. 20	at Old Dominion	W	82-66
Nov. 23	Marquette	W	83-51
Nov. 25	Buffalo	W	88-54
Nov. 28	Stony Brook	W	72-42
Nov. 30	at #7/6 Texas A&M	L	59-63
Dec. 3	at #12/15 Nebraska ¹	L	54-60
Dec. 7	#1/2 South Carolina	L	50-51
Dec. 17	Oklahoma	W	92-72
Dec. 19	UMass Lowell	W	95-48
Dec. 21	#8/8 Kentucky	W	89-68
Dec. 29	at #2/2 Connecticut	L	52-83
Jan. 2	N.C. A&T	W	87-36
Jan. 4	Wake Forest*	W	70-63
Jan. 8	#21/21 Syracuse*	W	74-72
Jan. 11	at #--/22 Florida State*	L	58-74
Jan. 15	Virginia Tech*	W	65-40
Jan. 18	Miami*	W	68-53
Jan. 22	at Boston College*	L	56-60
Jan. 25	at #12/11 North Carolina* W (OT)	W	74-67
Jan. 29	Pittsburgh*	W	62-45
Feb. 2	#8/8 Louisville*	W	66-58
Feb. 5	at Wake Forest*	W	70-53
Feb. 8	Clemson*	W	89-60
Feb. 12	at Virginia*	W	71-45
Feb. 16	at #4/4 Notre Dame*	L	50-63
Feb. 22	at NC State*	L	59-72
Feb. 26	at Georgia Tech*	L	62-71
Mar. 1	#15/11 N. Carolina*	W	81-80
Mar. 6	vs. Wake Forest ²	W	77-68
Mar. 7	vs. #2/2 Notre Dame ²	L	49-55
Mar. 20	Albany ³	W	54-52
Mar. 22	#12/14 Mississippi State ³	W	64-56
Mar. 28	vs. #4/3 Maryland ⁴	L	55-65

1 - ACC/Big 10 Challenge

2 - ACC Tournament (Greensboro, N.C.)

3 - NCAA First & Second Rounds (Durham, N.C.)

4 - NCAA Tournament (Spokane, Wash.)

2015-16

Coach: Joanne P. McCallie

Record: 20-12, 8-8 ACC (7th)

Nov. 13	at Penn	W	57-50
Nov. 15	Winthrop	W	78-50
Nov. 18	#12/12 Texas A&M	L	66-72
Nov. 22	Army	W	72-61
Nov. 26	vs. Idaho ¹	W	74-68
Nov. 27	vs. Iowa State ¹	W	86-48
Nov. 28	vs. Texas State ¹	W	85-34
Dec. 3	Minnesota ²	W	84-64
Dec. 6	at #2/2 South Carolina	L	55-66
Dec. 14	UMass	W	70-46
Dec. 17	Liberty	W	79-41
Dec. 20	at #8/8 Kentucky	L	61-71
Dec. 29	Western Carolina	W	84-47
Dec. 30	UNCW	W	78-56
Jan. 3	at Syracuse*	L	50-86
Jan. 7	Wake Forest*	W	95-68
Jan. 10	at Louisville*	L	48-65
Jan. 14	NC State*	L	62-65
Jan. 17	Boston College*	W	71-51
Jan. 21	at Clemson*	W	72-43
Jan. 24	North Carolina*	W	71-55
Jan. 28	at Pittsburgh*	W	70-48
Feb. 1	#3/3 Notre Dame*	L	61-68
Feb. 4	Virginia*	W	67-52
Feb. 7	at #16/20 Miami*	L	53-61
Feb. 11	#10/11 Florida State*	L	53-69

Feb. 14	at Wake Forest*	L	50-63
Feb. 18	at Virginia Tech*	W	66-62
Feb. 21	Georgia Tech*	L	59-64
Feb. 28	at North Carolina*	W	93-57
Mar. 3	vs. Virginia ³	W	57-53
Mar. 4	vs. #2/3 Notre Dame ³	L	54-83

1 - Cancun Challenge (Riviera Maya, Mexico)

2 - ACC/Big 10 Challenge

3 - ACC Tournament (Greensboro, N.C.)

2016-17

Coach: Joanne P. McCallie

Record: 28-6, 13-3 ACC (2nd)

NCAA Tournament - Second Round

Nov. 11	at Liberty	W	98-38
Nov. 13	Penn	W	68-55
Nov. 15	Longwood	W	105-48
Nov. 17	Grand Canyon	W	90-47
Nov. 20	at Vanderbilt	L	73-77
Nov. 22	Old Dominion	W	92-64
Nov. 25	at Long Beach State	W	83-46
Nov. 27	at Pepperdine	W	99-65
Dec. 1	at Rutgers ¹	W	68-32
Dec. 4	#3/3 South Carolina	W	74-63
Dec. 8	Elon	W	68-61
Dec. 21	Villanova	W	68-50
Dec. 29	#17/23 Kentucky	W	69-54
Jan. 2	#8/8 Louisville*	W	58-55
Jan. 5	at Georgia Tech*	W	75-68
Jan. 8	at #6/8 Florida State*	L	45-69
Jan. 12	North Carolina*	W	70-58
Jan. 15	at #23/22 NC State*	L	52-55
Jan. 19	#17/16 Virginia Tech*	W	84-59
Jan. 22	at Boston College*	W	67-44
Jan. 26	at #8/9 Notre Dame*	L	58-62
Jan. 29	Wake Forest*	W	71-43
Feb. 2	Clemson*	W	65-37
Feb. 5	at Virginia*	W	70-51
Feb. 10	#20/19 Syracuse*	W	72-55
Feb. 12	Pittsburgh*	W	62-48
Feb. 16	at Wake Forest*	W	79-53
Feb. 19	#16/17 Miami*	W	83-70
Feb. 26	at North Carolina*	W	95-71
Mar. 3	vs. #21/20 Syracuse ²	W	68-46
Mar. 4	vs. #16/16 Miami ²	W	57-52
Mar. 5	vs. #3/3 Notre Dame ²	L	61-84
Mar. 18	Hampton ³	W	94-31
Mar. 20	Oregon ³	L	65-74

1 - ACC/Big 10 Challenge

2 - ACC Tournament (Conway, S.C.)

3 - NCAA Tournament (Durham, N.C.)

2017-18

Coach: Joanne P. McCallie

Record: 24-9, 11-5 ACC (t4th)

NCAA Tournament - Sweet Sixteen

Nov. 12	at Grand Canyon	W	74-61
Nov. 16	High Point	W	77-50
Nov. 19	at Villanova	L	55-64
Nov. 22	at Old Dominion	W	84-51
Nov. 25	#17/18 Oregon State	W	72-65
Nov. 26	Presbyterian	W	79-45
Nov. 30	#8/8 Ohio State ¹	W	69-60
Dec. 3	at #5/6 South Carolina	L	52-75
Dec. 7	UNC Greensboro	W	85-54
Dec. 10	Winthrop	W	101-30
Dec. 19	Maine	W	69-39
Dec. 21	Wyoming	W	63-40
Dec. 29	Liberty	W	68-51
Dec. 31	at Miami*	L	48-51
Jan. 4	at #3/4 Louisville*	L	60-66
Jan. 7	NC State*	W	69-56

YEAR-BY-YEAR RESULTS

2021-22 WOMEN'S BASKETBALL MEDIA GUIDE

Jan. 11	at Wake Forest*	W	80-67
Jan. 14	Virginia*	W	55-48
Jan. 18	at Virginia Tech*	W	86-75
Jan. 21	at North Carolina*	L (OT)	86-92
Jan. 25	Boston College*	W	75-50
Jan. 28	at Pittsburgh*	W	58-46
Feb. 1	Georgia Tech*	W	77-59
Feb. 4	#5/5 Notre Dame*	L	54-72
Feb. 7	Wake Forest*	W	59-51
Feb. 11	at Clemson*	W	60-35
Feb. 15	at Syracuse*	L	65-68
Feb. 19	#9/12 Florida State*	W	79-66
Feb. 25	North Carolina*	W	70-54
Mar. 2	vs. #23/22 NC State ²	L	45-51
Mar. 17	vs. #23/25 Belmont ³	W	72-58
Mar. 19	at #18/17 Georgia ³	W	66-40
Mar. 24	vs. #1/1 Connecticut ⁴	L	59-72

1 - ACC/Big 10 Challenge

2 - ACC Tournament (Greensboro, N.C.)

3 - NCAA First & Second Rounds (Athens, Ga.)

4 - NCAA Regional Semifinal (Albany, N.Y.)

2018-19

Coach: Joanne P. McCallie

Record: 15-15, 6-10 ACC (t-10th)

Nov. 11	at Northwestern	L	58-84
Nov. 15	at Maine	W	66-63
Nov. 18	Elon	W	81-64
Nov. 23	vs. Washington ¹	L	64-71
Nov. 24	vs. Ball State ¹	W	79-62
Nov. 25	vs. #21/18 Missouri ¹	L	54-62
Nov. 28	at Wisconsin ²	W	60-53
Dec. 2	Marist	W	64-56
Dec. 6	UNLV	W	66-38
Dec. 20	at #11/8 Oregon State	L	57-71
Dec. 28	East Carolina	W	83-66
Dec. 30	Florida Gulf Coast	W	57-41
Jan. 3	at #9/9 N.C. State*	L	51-63
Jan. 6	#3/3 Louisville*	L	51-73
Jan. 10	at Georgia Tech*	L	64-70
Jan. 17	Miami*	L	50-58
Jan. 20	at #-/21 Florida State*	L	62-66
Jan. 24	Wake Forest*	W	66-52
Jan. 27	#13/14 Syracuse*	L	55-64
Jan. 31	at Boston College*	L (2OT)	90-92
Feb. 3	Pittsburgh*	W	74-55
Feb. 7	at North Carolina*	W	85-69
Feb. 10	at Virginia*	L	47-53
Feb. 14	Virginia Tech*	L	57-64
Feb. 21	at #5/5 Notre Dame*	L	61-89
Feb. 24	at Wake Forest*	W	55-44
Feb. 28	Clemson*	W	63-59
Mar. 3	North Carolina*	W	62-44
Mar. 6	vs. Pittsburgh ³	W	86-64
Mar. 7	vs. #22/21 Florida State ³	L	41-51

1 -Gulf Coast Showcase in Estero, Fla.

2 - ACC/Big 10 Challenge

3 - ACC Tournament (Greensboro, N.C.)

2019-20

Coach: Joanne P. McCallie

Record: 18-12, 12-6 ACC (3rd)

Nov. 5	High Point	W	93-57
Nov. 10	at #6/7 Texas A&M	L	58-79
Nov. 14	at UNLV	W	57-45
Nov. 17	Northwestern	L	42-63
Nov. 21	Idaho State	W	85-66
Nov. 24	Troy	W	99-85
Nov. 27	Davidson	W	82-52
Nov. 29	Pennsylvania	W	66-50
Dec. 4	at Nebraska ¹	L	79-83
Dec. 8	Boston College*	W	85-73

Dec. 19	at #5/6 South Carolina	L	46-89
Dec. 29	at Florida Gulf Coast	L	56-78
Jan. 2	Wake Forest*	L	58-60
Jan. 5	at #7/7 Louisville*	L	55-60
Jan. 9	at Virginia*	L	63-66
Jan. 12	Virginia Tech*	W (OT)	72-67
Jan. 16	Notre Dame*	W	50-47
Jan. 19	at Clemson*	L	58-62
Jan. 23	at Syracuse*	W	88-58
Jan. 26	Georgia Tech*	W	58-46
Feb. 2	#7/7 N.C. State*	L	60-63
Feb. 6	North Carolina*	W	71-61
Feb. 9	at Miami*	W	74-55
Feb. 13	at Pittsburgh*	W	73-56
Feb. 16	#14/14 Florida State*	W	66-64
Feb. 20	Virginia*	W	62-47
Feb. 24	at #8/10 N.C. State*	W	70-65
Feb. 27	at Virginia Tech*	L	56-70
Mar. 1	at North Carolina*	W	73-54
Mar. 6	vs Boston College ²	L	77-84

1 - ACC/Big 10 Challenge

2 - ACC Tournament (Greensboro, N.C.)

NCAA Tournament canceled due to COVID-19

2020-21

Coach: Kara Lawson

Record: 3-1, 0-1 ACC (N/A)

Nov. 25	Longwood	W	94-64
Nov. 29	Western Carolina	W	83-56
Dec. 5	East Carolina	W	72-47
Dec. 9	#2/2 Louisville*	L	49-73

Remainder of season canceled due to COVID-19

Highest Career Winning Percentage

Perc.	GP	W	L	Player
1. .914	140	128	12	Lindsey Harding (2003-07)
2. .907	129	117	12	Alison Bales (2003-07)
3. .906	127	115	12	Vicki Krapohl (2000-04)
4. .905	137	124	13	Iciss Tillis (2000-04)
5. .901	111	100	11	Wynter Whitley (2001-05)
6. .897	136	122	14	Alana Beard (2000-04)
7. .894	142	127	15	Mistie Bass (2002-06)
8. .890	109	97	12	Chelsea Gray (2011-14)
9. .889	136	121	15	Michele Matyasovsky (1999-2003)
10. .888	135	120	15	Jessica Foley (2002-06)
11. .886	140	124	16	Sheana Mosch (1999-2003)
12. .882	136	120	20	Haley Peters (2010-14)
13. .879	140	123	17	Monique Currie (2001-02, 2003-06)
14. .864	140	121	19	Allison Vernerey (2009-2013)
15. .861	122	105	17	Shay Selby (2008-12)
16. .859	135	116	19	Wanisha Smith (2004-08)
17. .858	120	103	17	Kathleen Scheer (2008-2012)
18. .853	136	116	20	Tricia Liston (2011-14)
	.853	136	116	Haley Peters (2011-14)
20. .852	128	109	19	Carrem Gay (2005-09)
	.852	115	98	Richa Jackson (2011-14)
22. .833	120	100	20	Krista Gringrich (1998-2002)
23. .832	131	109	22	Bridgette Mitchell (2006-10)
	.832	131	109	Abby Waner (2005-09)
25. .826	121	100	21	Rochelle Parent (1997-2001)
26. .825	126	104	22	Keturah Jackson (2006-10)
27. .824	137	113	24	Joy Cheek (2006-10)
28. .823	136	112	24	Chante Black (2004-06, 2007-09)
29. .821	134	110	24	Karmia Christmas (2007-11)
30. .816	136	111	25	Elizabeth Williams (2012-15)
	.816	136	111	Georgia Schweitzer (1997-2001)
32. .815	135	110	25	Krystal Thomas (2007-11)
33. .810	137	111	26	Jasmine Thomas (2007-11)
34. .782	110	86	24	Kendall Cooper (2014-17)
	.778	108	110	Nazrawit Medhanie (1995-99)
36. .761	117	111	28	Peppi Browne (1996-2000)
37. .754	122	92	30	Oderah Chidom (2014-17)
	.754	126	95	Lauren Rice (1996-2000)
39. .748	127	95	32	Payton Black (1995-99)
40. .744	121	90	31	Hilary Howard (1995-99)
41. .731	119	87	32	Rebecca Greenwell (2015-18)
42. .730	126	92	34	Erin Mathias (2015-18)
43. .697	109	76	33	Tyish Hall (1993-97)
44. .681	119	81	38	Kira Orr (1993-97)
45. .680	125	85	40	Leaonna Odom (2017-20)
46. .672	122	82	40	Faith Suggs (2016-19)
47. .661	109	72	37	Paula Anderson (1984-88)
48. .658	111	73	38	Chris Moreland (1984-88)
49. .655	113	74	39	Sarah Sullivan (1982-87)
50. .654	101	66	35	Connie Goins (1982-86)
51. .644	118	76	42	Jennifer Scanlon (1992-96)
52. .643	115	74	41	Ali Day (1992-96)
53. .642	109	70	39	Katie Meier (1985-88, 1989-90)
54. .634	101	64	37	Carolyn Sonzagni (1983-87)
55. .604	106	64	42	Tracy Christopher (1985-89)
56. .597	114	68	46	Ellen Langhi (1985-89)
57. .581	117	68	49	Sue Harnett (1986-91)
58. .566	106	60	46	Candy Mikels (1981-85)
59. .559	111	62	49	Carey Kauffman (1991-95)
60. .557	106	59	47	Leigh Morgan (1986-90)
61. .554	112	62	50	Monika Kost (1987-88, 1989-92)
62. .548	104	57	47	Maura Hertzog (1981-85)
63. .540	100	54	46	Zeki Blanding (1991-95)
64. .520	100	52	48	Missy Anderson (1990-94)
65. .510	104	53	51	Stacy Hurd (1980-84)
	.510	104	53	Jo Harlow (1980-84)
67. .505	105	53	52	Claire Rose (1979-83)
68. .500	100	50	50	Jennifer Chestnut (1980-84)
	.500	102	51	Margo Walsh (1979-83)
70. .495	101	50	51	Nicole Johnson (1990-94)
71. .490	100	49	51	Traci Williams (1987-91)

DUKE YEAR-BY-YEAR RECORD

2021-22 WOMEN'S BASKETBALL MEDIA GUIDE

Year	Coach	Overall	ACC	Home	Road	Neutral	ACC	ACC	AP Poll	USA Today	Postseason
							Regular Season Finish	Tournament Finish	Final Ranking	Final Ranking	Results
1972-73	Calla Raynor	5-4	--	2-0	3-4	0-0	--	--	--	--	--
1973-74	Calla Raynor	5-8	--	4-2	0-5	1-1	--	--	--	--	--
Raynor's Totals (2 Years)		10-12	--	6-2	3-9	1-1					
1974-75	Emma Jean Howard	9-9	--	3-4	3-4	3-1	--	--	--	--	--
1975-76	Emma Jean Howard	0-14	--	0-8	0-6	0-0	--	--	--	--	--
1976-77	Emma Jean Howard	2-12	--	2-5	0-6	0-1	--	--	--	--	--
Howard's Totals (3 Years)		11-35	--	5-17	3-16	3-2					
1977-78	Debbie Leonard	1-19	0-8	0-9	1-8	0-2	7th	Quarterfinalist	--	--	--
1978-79	Debbie Leonard	11-11	3-6	8-3	3-6	0-2	5th	Quarterfinalist	--	--	--
1979-80	Debbie Leonard	14-13	5-5	8-3	5-5	1-5	4th	Quarterfinalist	--	--	--
1980-81	Debbie Leonard	11-14	3-6	8-3	3-9	0-2	6th	Quarterfinalist	--	--	--
1981-82	Debbie Leonard	14-15	3-8	8-5	4-7	2-3	6th	Quarterfinalist	--	--	--
1982-83	Debbie Leonard	15-10	6-7	9-3	4-6	2-1	4th	Quarterfinalist	--	--	--
1983-84	Debbie Leonard	13-14	5-9	9-5	3-6	1-3	6th	Quarterfinalist	--	--	--
1984-85	Debbie Leonard	19-8	7-7	8-3	6-4	5-1	5th	Semifinalist	--	--	--
1985-86	Debbie Leonard	21-9	9-5	11-2	9-3	1-4	3rd	Quarterfinalist	--	--	WNIT Elite Eight
1986-87	Debbie Leonard	19-10	7-7	12-3	5-6	2-1	4th	Quarterfinalist	--	--	NCAA Second Round
1987-88	Debbie Leonard	17-11	5-9	9-4	6-6	2-1	5th	Quarterfinalist	--	--	--
1988-89	Debbie Leonard	12-16	2-12	5-8	4-7	3-1	7th	Quarterfinalist	--	--	--
1989-90	Debbie Leonard	15-13	4-10	9-3	4-8	2-2	6th	Quarterfinalist	--	--	--
1990-91	Debbie Leonard	16-12	6-8	8-6	5-4	3-2	5th	Quarterfinalist	--	--	--
1991-92	Debbie Leonard	14-15	4-12	7-7	4-7	3-1	8th	Quarterfinalist	--	--	--
Leonard's Totals (15 Years)		212-190	69-119	119-67	66-92	27-31					
1992-93	Gail Goestenkers	12-15	3-13	7-6	4-8	1-1	9th	First Round	--	--	--
1993-94	Gail Goestenkers	16-11	7-9	10-3	5-7	1-1	5th	Quarterfinalist	--	--	--
1994-95	Gail Goestenkers	22-9	10-6	12-2	5-6	5-1	4th	Finalist	20	17	NCAA Second Round
1995-96	Gail Goestenkers	26-7	12-4	11-3	9-3	6-1	2nd	Finalist	13	19	NCAA Second Round
1996-97	Gail Goestenkers	19-11	9-7	11-2	5-6	3-3	5th	Semifinalist	--	--	NCAA Second Round
1997-98	Gail Goestenkers	24-8	13-3	14-1	5-4	5-3	1st	Semifinalist	8	7	NCAA Elite Eight
1998-99	Gail Goestenkers	29-7	15-1	15-1	9-2	5-4	1st	Semifinalist	10	2	NCAA Finalist
1999-00	Gail Goestenkers	28-6	12-4	16-2	7-3	5-1	2nd	Champion	10	11	NCAA Sweet 16
2000-01	Gail Goestenkers	30-4	13-3	14-1	9-2	7-1	1st	Champion	5	8	NCAA Sweet 16
2001-02	Gail Goestenkers	31-4	16-0	15-1	10-1	6-2	1st	Champion	3	4	NCAA Semifinalist
2002-03	Gail Goestenkers	35-2	16-0	13-1	9-0	13-1	1st	Champion	2	4	NCAA Semifinalist
2003-04	Gail Goestenkers	30-4	15-1	14-1	10-1	6-2	1st	Champion	1	5	NCAA Elite Eight
2004-05	Gail Goestenkers	31-5	12-2	13-1	9-2	9-2	1st	Finalist	7	8	NCAA Elite Eight
2005-06	Gail Goestenkers	31-4	12-2	12-1	12-1	7-2	2nd	Semifinalist	4	2	NCAA Finalist
2006-07	Gail Goestenkers	32-2	14-0	14-0	11-0	7-2	1st	Semifinalist	1	6	NCAA Sweet 16
Goestenkers' Totals (15 Years)		396-99	179-55	191-26	119-46	86-27					
2007-08	Joanne P. McCallie	25-10	10-4	10-3	7-4	8-3	3rd	Finalist	9	9	NCAA Sweet 16
2008-09	Joanne P. McCallie	27-6	11-3	14-0	8-4	5-2	3rd	Finalist	6	14	NCAA Second Round
2009-10	Joanne P. McCallie	30-6	12-2	16-1	8-4	6-1	1st	Champion	6	6	NCAA Elite Eight
2010-11	Joanne P. McCallie	32-4	12-2	17-0	11-3	4-1	1st	Champion	6	7	NCAA Elite Eight
2011-12	Joanne P. McCallie	27-6	15-1	13-1	11-2	3-3	1st	Quarterfinalist	6	7	NCAA Elite Eight
2012-13	Joanne P. McCallie	33-3	17-1	16-0	11-2	6-1	1st	Champion	5	6	NCAA Elite Eight
2013-14	Joanne P. McCallie	28-7	12-4	13-4	10-2	5-1	2nd	Finalist	9	13	NCAA Second Round
2014-15	Joanne P. McCallie	23-11	11-5	17-1	5-8	1-2	4th	Semifinalist	16	12	NCAA Sweet 16
2015-16	Joanne P. McCallie	20-12	8-8	11-5	5-6	4-1	7th	Quarterfinalist	--	--	--
2016-17	Joanne P. McCallie	28-6	13-3	17-1	9-4	2-1	2nd	Semifinalist	9	15	NCAA Second Round
2017-18	Joanne P. McCallie	24-9	11-5	16-1	7-6	1-2	4th	Quarterfinalist	20	18	NCAA Sweet 16
2018-19	Joanne P. McCallie	15-15	6-10	9-4	4-8	2-3	10th	Second Round	-	-	-
2019-20	Joanne P. McCallie	18-12	12-6	12-3	6-8	0-1	3rd	Quarterfinalist	-	-	-
McCallie's Totals (13 Years)		330-107	150-54	181-24	102-61	47-22					
2020-21	Kara Lawson	3-1	0-1	3-1	0-0	0-0	N/A	--	--	--	--
Lawson's Totals (1 Year)		3-1	0-1	3-1	0-0	0-0					
Overall Totals (49 Years)		962-444	398-229	505-137	293-224	164-83					

1976-77 - 0 Wins, 1 Loss

L, 35-87 #14 N.C. State, 2-1-77

1977-78 - 0 Wins, 4 Losses

L, 47-117 #7 Maryland, 1-14-78
 L, 43-125 at #2 N.C. State, 1-19-78
 L, 36-86 #2 N.C. State, 2-2-78
 L, 39-103 vs. #7 Maryland, 2-9-78

1978-79 - 0 Wins, 2 Losses

L, 55-82 at #3 Maryland, 1-18-79
 L, 44-99 #7 N.C. State, 1-20-79

1979-80 - 0 Wins, 3 Losses

L, 55-86 at #5 N.C. State, 11-29-79
 L, 56-111 at #18 Clemson, 1-9-80
 L, 63-82 #15 Maryland, 1-18-80

1980-81 - 0 Wins, 4 Losses

L, 78-96 #10 N.C. State, 12-4-80
 L, 68-85 at #17 Maryland, 1-10-81
 L, 54-67 #20 Clemson, 2-2-81
 L, 49-72 vs. #12 Maryland, 2-12-81

1981-82 - 0 Wins, 4 Losses

L, 53-70 #9 N.C. State, 12-8-81
 L, 52-65 #12 Maryland, 1-3-82
 L, 61-81 at #8 N.C. State, 2-10-82
 L, 55-69 at #9 N.C. State, 2-26-82

1982-83 - 0 Wins, 5 Losses

L, 68-84 #20 North Carolina, 1-11-83
 L, 49-72 #3 Maryland, 1-18-83
 L, 68-89 at #8 Maryland, 2-13-83
 L, 65-82 at #20 North Carolina, 2-17-83
 L, 81-102 #16 N.C. State, 2-22-83

1983-84 - 2 Wins, 7 Losses

L, 72-78 #15 Clemson, 12-6-83
 L, 54-81 at #8 Maryland, 12-10-83
 L, 73-79 at #14 Clemson, 1-17-84
 L, 62-86 #20 N.C. State, 1-24-84
 L, 55-82 at #17 Virginia, 2-4-84
 L, 63-64 #17 Maryland, 2-8-84
 W, 80-67 #16 North Carolina, 2-16-84
 W, 74-73 (OT) at #15 N.C. State, 2-21-84
 L, 68-81 vs. #16 N.C. State, 3-2-84

1984-85 - 0 Wins, 4 Losses

L, 58-75 #11-- Virginia, 1-5-85
 L, 66-74 at #15/17 Virginia, 2-2-85
 L, 72-73 #15/15 N.C. State, 2-19-85
 L, 57-89 vs. #14/14 N.C. State, 3-2-85

1985-86 - 2 Wins, 2 Losses

W, 79-78 #19/18 North Carolina, 1-7-86
 L, 76-90 at #4/4 Virginia, 1-18-86
 L, 67-81 #3/3 Virginia, 2-1-86
 W, 86-79 at #13/13 North Carolina, 2-12-86

1986-87 - 3 Wins, 4 Losses

L, 64-64 at #16/17 Maryland, 12-12-86
 W, 70-63 #--/22 Maryland, 1-17-87
 L, 79-86 #14/14 N.C. State, 1-21-87
 L, 43-71 at #6/6 Virginia, 1-24-87
 W, 76-69 at #13/15 N.C. State, 2-3-87
 W, 77-76 #7/9 Virginia, 2-21-87
 L, 64-78 at #5/6 Rutgers, 3-14-87

1987-88 - 1 Win, 4 Losses

L, 73-83 at #15/14 Maryland, 1-9-88
 L, 49-72 #14/14 Virginia, 1-23-88

W, 81-73 #11/12 Maryland, 2-13-88
 L, 67-69 at #9/10 Virginia, 2-27-88
 L, 65-81 vs. #--/25 Clemson, 3-5-88

1988-89 - 0 Wins, 9 Losses

L, 76-91 #6/7 Stanford, 12-20-88
 L, 66-78 at #13/13 Virginia, 1-7-89
 L, 86-87 #8/8 Maryland, 1-14-89
 L, 68-75 #16/14 N.C. State, 1-17-89
 L, 70-77 #--/24 Old Dominion, 1-21-89
 L, 64-100 at #6/4 Maryland, 2-4-89
 L, 81-99 #14/14 Virginia, 2-11-89
 L, 78-92 at #15/14 N.C. State, 2-21-89
 L, 50-89 vs. #14/14 N.C. State, 3-4-89

1989-90 - 1 Win, 5 Losses

L, 78-92 at #23/24 Old Dominion, 12-18-89
 L, 60-68 at #12/13 Maryland, 1-5-90
 L, 87-103 #8/11 N.C. State, 1-10-90
 W, 84-74 #9/12 Virginia, 1-16-90
 L, 61-80 at #11/11 N.C. State, 2-7-90
 L, 62-86 at #12/12 Virginia, 2-10-90

1990-91 - 0 Wins, 7 Losses

L, 58-69 #9/9 Purdue, 12-2-90
 L, 56-92 #1/1 Virginia, 1-5-91
 L, 84-96 at #3/4 N.C. State, 1-9-91
 L, 49-63 at #20/20 Clemson, 1-28-91
 L, 63-98 #3/4 N.C. State, 2-6-91
 L, 61-86 at #1/1 Virginia, 2-9-91
 L, 59-67 #24/-- Clemson, 2-22-91

1991-92 - 1 Win, 9 Losses

L, 58-74 at #12/11 Purdue, 12-28-91
 W, 73-69 at #12/11 N.C. State, 1-7-92
 L, 72-107 #15/15 Clemson, 1-10-92
 L, 54-80 #1/1 Maryland, 1-24-92
 L, 54-81 #2/2 Virginia, 2-1-92
 L, 64-69 #24/24 North Carolina, 2-12-92
 L, 48-93 at #2/2 Virginia, 2-15-92
 L, 68-74 at #4/5 Maryland, 2-22-92
 L, 58-63 at #19/18 Clemson, 2-29-92
 L, 55-81 vs. #1/1 Virginia, 3-7-92

1992-93 - 1 Win, 7 Losses

L, 57-76 at #9 Virginia, 1-9-93
 L, 51-82 #3/9 Maryland, 1-16-93
 L, 54-66 at #20 North Carolina, 1-19-93
 L, 63-88 at #18/21 Clemson, 1-31-93
 L, 71-90 at #7/9 Maryland, 2-5-93
 L, 61-97 #14 Virginia, 2-13-93
 W, 67-65 #--/21 Clemson, 2-15-93
 L, 63-84 #18/18 North Carolina, 2-23-93

1993-94 - 0 Wins, 4 Losses

L, 68-79 #7/7 North Carolina, 1-19-94
 L, 66-87 #12 Virginia, 1-25-94
 L, 60-73 at #9 Virginia, 2-12-94
 L, 68-70 at #5/5 North Carolina, 2-22-94

1994-95 - 2 Wins, 5 Losses

L, 62-78 at #9/11 Virginia, 1-10-95
 W, 74-72 #3 North Carolina, 1-25-95
 L, 61-67 #8/9 Virginia, 2-12-95
 L, 57-82 at #12 North Carolina, 2-25-95
 W, 83-82 (2OT) vs. #6 Virginia, 3-4-95
 L, 70-95 vs. #12 North Carolina, 3-5-95
 L, 120-121 (4OT) at #13/15 Alabama, 3-18-95

1995-96 - 4 Wins, 4 Losses

L, 73-75 at #14/17 N.C. State, 1-4-96

L, 60-61 #8/5 Virginia, 1-8-96
 W, 74-63 #17/18 Clemson, 1-31-96
 L, 74-80 #14/17 N.C. State, 2-2-96
 W, 72-69 at #9/8 Virginia, 2-10-96
 W, 75-65 at #16/20 Clemson, 2-19-96
 W, 79-62 vs. #19/23 N.C. State, 3-2-96
 L, 54-71 vs. #22/20 Clemson, 3-3-96

1996-97 - 1 Win, 9 Losses

L, 77-89 vs. #6 Old Dominion, 12-7-96
 L, 55-62 at #13 Virginia, 1-6-97
 L, 73-86 at #13/13 N.C. State, 1-15-97
 L, 73-87 #10 North Carolina, 1-18-97
 W, 70-61 #10 Clemson, 1-24-97
 L, 69-72 at #22/21 Clemson, 2-16-97
 L, 56-86 #11/9 Virginia, 2-19-97
 L, 61-81 at #4/5 North Carolina, 2-21-97
 L, 55-66 vs. #5/6 North Carolina, 3-1-97
 L, 67-85 at #16/19 Illinois, 3-16-97

1997-98 - 7 Wins, 4 Losses

L, 65-77 vs. #8/8 Illinois, 11-30-97
 L, 63-70 at #12/15 Florida, 12-29-97
 L, 74-83 at #8/7 North Carolina, 1-12-98
 W, 75-61 at #8/7 N.C. State, 1-19-98
 W, 93-66 #11/10 Virginia, 1-23-98
 W, 78-59 #19/22 Clemson, 1-25-98
 W, 83-70 #5/5 North Carolina, 2-12-98
 W, 65-62 #10/8 N.C. State, 2-19-98
 W, 85-78 (OT) at #15/14 Virginia, 2-22-98
 L, 52-56 vs. #8/10 North Carolina, 2-28-98
 W, 71-58 vs. #13/12 Florida, 3-21-98

1998-99 - 11 Wins, 6 Losses

L, 74-104 vs. #3/3 Connecticut, 11-13-98
 W, 77-57 vs. #19/17 Stanford, 11-14-98
 L, 57-84 at #11/19 Notre Dame, 11-21-98
 W, 79-71 at #18/22 Vanderbilt, 11-23-98
 L, 60-74 vs. #3/3 Tennessee, 12-6-98
 W, 85-80 at #9/11 UCLA, 12-28-98
 W, 84-68 #22/22 Virginia, 1-4-99
 W, 86-77 #16/12 Clemson, 1-14-99
 W, 93-71 at #7/6 North Carolina, 1-22-99
 W, 66-56 at #16/16 Virginia, 2-4-99
 L, 75-80 at #19/19 Clemson, 2-14-99
 W, 88-78 #13/12 North Carolina, 2-21-99
 L, 71-76 vs. #16 Clemson, 2-28-99
 W, 76-63 vs. #5/5 Old Dominion, 3-20-99
 W, 69-63 vs. #2/2 Tennessee, 3-22-99
 W, 81-69 vs. #12/12 Georgia, 3-26-99
 L, 45-62 vs. #1/1 Purdue, 3-28-99

1999-00 - 3 Wins, 4 Losses

L, 70-77 #20/21 Boston College, 11-17-99
 W, 63-49 #9/8 Penn State, 11-28-99
 W, 70-61 at #24/24 Virginia Tech, 12-8-99
 L, 75-80 (OT) at #6/5 N.C. State, 1-20-00
 L, 49-61 at #24/25 Virginia, 1-30-00
 W, 70-64 #7/7 N.C. State, 2-17-00
 L, 66-79 vs. #15/12 Louisiana St., 3-25-00

2000-01 - 8 Wins, 2 Losses

W, 56-45 vs. #7/8 Louisiana State, 11-11-00
 W, 88-87 at #9/8 Penn State, 11-20-00
 W, 67-49 at #NR/24 Boston College, 11-22-00
 W, 81-63 #5/6 Iowa State, 12-30-00
 W, 62-59 #22/19 N.C. State, 1-18-01
 W, 71-68 at #NR/24 Virginia, 1-22-01
 W, 92-42 #15/16 Clemson, 1-28-01
 L, 55-69 at #24/21 N.C. State, 2-18-01
 W, 57-45 vs. #21/20 N.C. State, 3-5-01
 L, 71-81 vs. #15/15 SWMS, 3-24-01

2001-02 - 8 Wins, 2 Losses

W, 85-69 #7/7 Texas Tech, 11-11-01
 W, 76-64 #6/5 Louisiana Tech, 12-2-01
 L, 68-89 vs. #2/2 Tennessee, 12-27-01
 W, 102-82 #21/20 North Carolina, 1-24-02
 W, 90-75 at #19/20 North Carolina, 2-24-02
 W, 87-80 vs. #16/19 North Carolina, 3-4-02
 W, 76-66 #--/25 TCU, 3-17-02
 W, 62-46 vs. #14/14 Texas, 3-23-02
 W, 77-68 vs. #13/13 South Carolina, 3-25-02
 L, 71-86 vs. #2/2 Oklahoma, 3-29-02

2002-03 - 7 Wins, 2 Losses

W, 76-55 vs. #2/2 Tennessee, 11-24-02
 W, 74-72 (OT) vs. #17/15 Arkansas, 11-30-02
 W, 78-67 (OT) at #8/10 North Carolina, 1-20-03
 L, 67-78 #2/2 Connecticut, 2-1-03
 W, 97-63 #6/6 North Carolina, 2-20-03
 W, 77-59 vs. #11/9 North Carolina, 3-10-03
 W, 66-63 vs. #19/20 Georgia, 3-29-03
 W, 57-51 vs. #7/8 Texas Tech, 3-31-03
 L, 56-66 vs. #4/4 Tennessee, 4-6-03

2003-04 - 7 Wins, 3 Losses

L, 77-85 vs. #3/3 Texas, 11-16-03
 W, 93-63 vs. #5/6 Purdue, 11-23-03
 W, 66-57 #25/-- Auburn, 11-29-03
 W, 68-67 at #1/1 Connecticut, 1-3-04
 W, 79-57 #13/13 North Carolina, 1-11-04
 L, 69-72 #2/2 Tennessee, 1-24-04
 W, 89-79 at #15/14 North Carolina, 2-14-04
 W, 63-47 vs. #9/10 North Carolina, 3-8-04
 W, 63-49 vs. #7/5 Louisiana Tech, 3-28-04
 L, 75-82 vs. #24/20 Minnesota, 3-30-04

2004-05 - 12 Wins, 5 Losses

L, 65-76 at #11/11 Notre Dame, 11-17-04
 W, 66-58 #23/23 Penn State, 11-19-04
 W, 63-51 vs. #16/16 Kansas State, 11-27-04
 W, 59-57 at #4/5 Tennessee, 12-2-04
 W, 66-48 vs. #20/18 Purdue, 12-18-04
 W, 88-67 #25/25 Virginia Tech, 1-9-05
 L, 51-56 at #12/6 North Carolina, 1-24-05
 W, 60-57 #20/22 Maryland, 1-27-05
 W, 52-49 at #25/-- N.C. State, 1-30-05
 W, 75-64 #24/24 Florida State, 2-6-05
 W, 60-49 at #19/21 Maryland, 2-13-05
 L, 68-77 #8/4 North Carolina, 2-27-05
 W, 74-44 vs. #25/-- Maryland, 3-6-05
 L, 67-88 vs. #4/3 North Carolina, 3-7-05
 W, 70-65 vs. #25/-- Boston College, 3-22-05
 W, 63-57 vs. #20/20 Georgia, 3-26-05
 L, 49-59 vs. #2/4 Louisiana State, 3-28-05

2005-06 - 8 Wins, 4 Losses

W, 84-70 at #18/16 Texas, 12-4-05
 W, 86-68 at #6/6 Maryland, 1-8-06
 W, 66-52 at #22/22 Boston College, 1-14-06
 W, 75-53 #1/1 Tennessee, 1-23-06
 L, 70-74 #3/2 North Carolina, 1-29-06
 W, 90-80 #4/6 Maryland, 2-13-06
 L, 65-77 at #2/2 North Carolina, 2-25-06
 L, 70-78 vs. #4/4 Maryland, 3-4-06
 W, 86-61 vs. #16/17 Michigan State, 3-26-06
 W, 63-61 (OT) vs. #8/8 Connecticut, 3-28-06
 W, 64-45 vs. #5/5 LSU, 4-2-06
 L, 75-78 vs. #3/3 Maryland, 4-4-06

2006-07 - 10 Wins, 2 Losses

W, 85-45 at #19/17 Rutgers, 12-4-06
 W, 69-48 #11/11 Vanderbilt, 12-7-06
 W, 80-52 #22/22 Texas, 12-10-06

W, 55-46 vs. #25/21 Bowling Green, 12-19-06
 W, 72-51 vs. #22/22 Pittsburgh, 12-21-06
 W, 81-62 #1/1 Maryland, 1-13-07
 W, 74-70 at #4/4 Tennessee, 1-22-07
 W, 64-53 at #2/2 North Carolina, 2-8-07
 W, 69-57 at #6/6 Maryland, 2-18-07
 W, 67-62 #4/4 North Carolina, 2-25-07
 L, 65-70 vs. #24/25 N.C. State, 3-3-07
 L, 52-53 vs. #15/18 Rutgers, 3-24-07

2007-08 - 4 Wins, 9 Losses

W, 53-41 vs. #22/20 Purdue, 11-22-07
 L, 48-74 vs. #2/2 Connecticut, 11-25-07
 L, 55-68 at #23/18 Vanderbilt, 11-28-07
 W, 49-44 #4/3 Rutgers, 12-6-07
 L, 70-85 at #4/4 Maryland, 1-14-07
 W, 73-47 at #23/23 Georgia Tech, 1-24-08
 L, 64-67 #2/2 Tennessee, 1-28-08
 L, 76-93 #3/3 North Carolina, 2-4-08
 L, 69-76 #4/5 Maryland, 2-17-08
 L, 51-82 at #2/2 North Carolina, 3-2-08
 W, 74-63 vs. #5/4 Maryland, 3-7-08
 L, 73-86 vs. #2/2 North Carolina, 3-9-08
 L, 63-77 vs. #8/9 Texas A&M, 3-30-08

2008-09 - 8 Wins, 4 Losses

W, 77-68 #14/15 Oklahoma State, 11-14-08
 W, 56-52 #3/4 Stanford, 12-16-08
 W, 68-65 #12/13 Maryland, 1-12-09
 L, 75-82 (OT) at #18/20 Florida State, 1-29-09
 W, 81-67 at #17/15 Virginia, 2-5-09
 L, 60-75 at #8/9 North Carolina, 2-9-09
 W, 62-54 at #13/18 Tennessee, 2-16-09
 L, 59-77 at #9/7 Maryland, 2-22-09
 W, 81-79 (OT) #9/10 North Carolina, 3-1-09
 W, 76-53 vs. #24/20 Virginia, 3-6-09
 W, 75-57 vs. #12/13 Florida State, 3-7-09
 L, 89-92 (OT) vs. #4/4 Maryland, 3-8-09

2009-10 - 8 Wins, 4 Losses

L, 77-95 at #--/16 Texas A&M, 11-15-09
 W, 83-67 #3/3 Ohio State, 12-3-09
 L, 55-71 at #2/2 Stanford, 12-15-09
 W, 79-65 #24/25 James Madison, 12-18-09
 W, 69-62 at #25/-- Miami, 1-14-10
 L, 48-81 #1/1 Connecticut, 1-18-10
 W, 73-43 #13/14 Florida State, 73-43
 W, 79-51 #18/15 North Carolina, 2-8-10
 W, 64-50 #19/-- Georgia Tech, 2-19-10
 W, 83-65 #21/18 Virginia, 2-26-10
 W, 60-52 #21/-- LSU, 3-22-10
 L, 48-51 vs. #14/18 Baylor, 3-29-10

2010-11 - 10 Wins, 4 Losses

W, 61-58 #7/7 Texas A&M, 12-6-10
 W, 46-45 #4/4 Xavier, 12-21-10
 W, 54-48 #10/10 Kentucky, 1-4-11
 W, 71-64 #14/15 Maryland, 1-6-11
 W, 87-70 at #21/15 Florida State, 1-14-11
 L, 51-87 at #2/2 Connecticut, 1-31-11
 W, 82-58 #18/21 Miami, 2-3-11
 L, 60-62 at #13/12 North Carolina, 2-7-11
 L, 47-69 at #16/17 Maryland, 2-17-11
 W, 66-58 #13/16 North Carolina, 2-27-11
 W, 81-66 vs. #19/19 North Carolina, 3-6-11
 W, 71-66 #19/17 Marist, 3-21-11
 W, 70-63 vs. #10/12 DePaul, 3-27-11
 L, 40-75 vs. #1/1 Connecticut, 3-29-11

2011-12 - 5 Wins, 5 Losses

L, 54-56 vs. #4/3 Notre Dame, 11-26-11
 W, 64-53 #13/16 Purdue, 12-1-11

L, 65-72 at #10/10 Kentucky, 12-8-11
 W, 80-72 #8/7 Maryland, 1-22-12
 L, 45-61 #3/3 Connecticut, 1-30-12
 W, 96-56 #22/24 North Carolina, 2-6-12
 L, 61-63 at #8/7 Maryland, 2-19-12
 W, 74-64 #5/5 Miami, 2-24-12
 W, 74-47 vs. 14/21 St. John's, 3-24-12
 L, 69-81 vs. #2/2 Stanford, 3-26-12

2012-13 - 10 Wins, 2 Losses

W, 77-63 #10/11 California, 12-2-12
 W, 60-42 vs. #--/25 St. John's 12-9-12
 L, 49-79 at #3/2 Connecticut 1-21-13
 W, 84-63 at #11/18 North Carolina, 2-3-13
 W, 71-56 #7/7 Maryland, 2-11-13
 W, 61-50 #19/20 Florida State, 2-22-13
 W, 75-59 at #8/8 Maryland, 2-24-13
 W, 65-58 #15/17 North Carolina, 3-3-13
 W, 72-66 vs. #23/23 Florida State, 3-9-13
 W, 92-73 vs. #15/17 North Carolina, 3-10-13
 W, 53-45 vs. #24/25 Nebraska, 3-31-13
 L, 76-87 vs. #2/2 Notre Dame, 4-2-13

2013-14 - 8 Wins, 7 Losses

W, 70-58 #at 9/9 California, 11-10-13
 W, 99-78 #16/22 Purdue, 12-5-13
 W, 94-85 at #17/15 Oklahoma, 12-8-13
 L, 61-83 #1/1 Connecticut, 12-17-13
 W, 69-61 at #5/6 Kentucky, 12-22-13
 W, 85-77 (OT) at #24/25 Florida State, 1-23-14
 L, 67-88 #2/2 Notre Dame, 2-2-14
 L, 78-89 #17/11 North Carolina, 2-10-14
 W, 84-63 #8/9 Maryland, 2-17-14
 W, 83-70 #14/16 N.C. State, 2-20-14
 L, 70-81 at #2/2 Notre Dame, 2-23-14
 L, 60-64 at #14/11 North Carolina, 3-2-14
 W, 66-61 vs. #13/12 North Carolina, 3-8-14
 L, 53-69 vs. #2/2 Notre Dame, 3-9-14
 L, 65-74 #23/21 DePaul, 3-23-14

2014-15 - 6 Wins, 8 Losses

L, 63-59 at #7/8 Texas A&M, 11-30-14
 L, 60-54 at #12/15 Nebraska, 12-03-14
 L 51-50 #1/2 South Carolina, 12-7-14
 W, 89-68 #8/8 Kentucky, 12-21-14
 L, 83-52 at #2/2 Connecticut, 12-29-14
 W, 74-72 #21/21 Syracuse, 1-8-15
 L, 74-58 at #--/22 Florida State, 1-11-15
 W, 74-67 (OT) at #12/11 North Carolina, 1-25-15
 W, 66-58 #8/8 Louisville, 2-2-15
 L, 63-50 at #4/4 Notre Dame, 2-16-16
 W, 81-80 #15/11 North Carolina, 3-1-15
 L, 55-49 vs. #2/2 Notre Dame, 3-7-15
 W, 64-56 #12/14 Mississippi State, 3-22-15
 L, 65-55 vs. #4/3 Maryland, 3-28-15

2015-16 - 0 Wins, 7 Losses

L, 66-72 #12/12 Texas A&M, 11-18-15
 L, 55-66 at #2/2 South Carolina, 12-6-15
 L, 61-71 at #8/8 Kentucky, 12-20-15
 L, 61-68 #3/3 Notre Dame, 2-1-16
 L, 53-61 at #16/20 Miami, 2-7-16
 L, 53-69 #10/9 Florida State, 2-11-16
 L, 54-83 vs. #2/3 Notre Dame, 3-4-16

2016-17 - 8 Wins, 4 Losses

W, 74-63 #3/3 South Carolina, 12-14-16
 W, 69-54 #17/23 Kentucky, 12-29-16
 W, 58-55 #8/8 Louisville, 1-2-17
 L, 45-69 at #6/8 Florida State, 1-8-17
 L, 52-55 at #23/22 NC State, 1-15-17
 W, 84-59 #17/16 Virginia Tech, 1-19-17

L, 58-62 at #8/9 Notre Dame, 1-26-17
W, 72-55 **#20/19 Syracuse, 2-10-17**
W, 83-70 **#16/17 Miami, 2-19-17**
W, 68-46 vs. #21/20 Syracuse, 3-3-17
W, 57-52 vs. #16/16 Miami, 3-4-17
L, 61-84 vs. #3/3 Notre Dame, 3-5-17

2017-18 - 5 Wins, 5 Losses

W, 72-65 **#17/18 Oregon State, 11-25-17**
W, 69-60 **#8/8 Ohio State, 11-30-17**
L, 52-72 at #5/6 South Carolina, 12-3-17
L, 60-66 at #3/4 Louisville, 1-4-18
L, 54-72 **#5/5 Notre Dame, 2-4-18**
W, 79-66 **#9/12 Florida State, 2-19-18**
L, 45-51 **#23/33 NC State, 3-2-18**
W, 72-58 vs. #23/25 Belmont, 3-17-18
W, 66-40 vs. #18/17 Georgia, 3-19-18
L, 59-72 vs. #1/1 Connecticut, 3-24-18

2018-19 - 0 Wins, 8 Losses

L, 54-62 vs. #21/18 Missouri, 11-25-18
L, 57-71 at #11/8 Oregon State, 12-20-18
L, 51-63 at #9/9 NC State, 1-3-19
L, 51-73 **#3/3 Louisville, 1-6-19**
L, 62-66 at #/21 Florida State, 1-20-19
L, 55-64 **#13/14 Syracuse, 1-27-19**
L, 61-89 at #5/5 Notre Dame, 2-21-19
L, 41-51 vs. #22/21 Florida State, 3-7-19

2019-20 - 2 Wins, 4 Losses

L, 58-79 at #6/7 Texas A&M, 11-10-19
L, 46-89 at #5/6 South Carolina, 12-19-19
L, 55-60 at #7/7 Louisville, 1-5-20
L, 60-63 **#7/7 N.C. State, 2-2-20**
W, 66-64 **#14/14 Florida State, 2-16-20**
W, 70-65 at #8/10 N.C. State, 2-24-20

2020-21 - 0 Wins, 1 Loss

L, 49-73 #2/2 Louisville, 12-9-21

Totals: 173 Wins, 209 Losses

(Bold indicates home games)

First Victory Against Ranked Opponent

80-67 vs. #16 North Carolina, 2-16-84

Largest Margin Of Victory Against Ranked Opponent

30 (92-62) vs. #15 Clemson, 1-28-01

Largest Margin Of Loss Against Ranked Opponent

82 (43-125) vs. #12 N.C. State, 1-19-78

Most Wins Against Ranked Opponents In A Season

12, 2004-05

Most Losses In A Season

9, 1996-97

Duke Vs. Ranked ACC Opponents

Overall Record: 93-150

Boston College, 3-1	Notre Dame, 0-8
Clemson, 7-14	North Carolina, 27-29
Florida State, 10-4	N.C. State, 11-30
Georgia Tech, 2-0	Virginia, 12-26
Louisville, 2-3	Virginia Tech, 2-0
Maryland, 15-28	Syracuse, 0-1
Miami, 2-1	

Most Points Allowed vs Ranked Opponents

125 vs. #12 N.C. State, 1-19-78

Most Points Scored vs Ranked Opponents

102 vs. #21 North Carolina, 1-24-02

Fewest Points Scored vs Ranked Opponents

35 vs. #14 N.C. State, 2-1-77

Fewest Points Allowed vs Ranked Opponents

42 vs. #15 Clemson, 2-1-01

The Coach Versus Ranked Opponents

Emma Jean Howard (1975-77): 0-1
Debbie Leonard (1977-92): 10-73
Gail Goestenkors (1992-07): 89-63
Joanne P. McCallie (2007-20): 74-71

Individual Records vs. Ranked Opponents**Most Points In A Game**

36, Katie Meier vs. #13/15 N.C. State, 2-3-87

Most Rebounds In A Game

20, Alana Beard vs. #11/9 North Carolina, 3-10-03

Most Assists In A Game

12, Katie Meier vs. #8/11 N.C. State, 1-10-90

Most Blocks In A Game

8, Alison Bales vs. #8/8 Connecticut, 3-28-06
8, Alison Bales vs. #3/4 North Carolina, 2-27-05

Most Steals In A Game

10, Alexis Jones vs. #2/2 Notre Dame, 2-2-14

ALABAMA.....2-1
Home 1-0 • Away 1-1 • Neutral 0-0
 Mar. 18, 1995.....A.....#13/15 Alabama 121, #20/22 Duke 120 (4OT)
 Nov. 17, 2013.....H.....#2/2 Duke 92, Alabama 57
 Nov. 16, 2014.....A.....#7/7 Duke 90, Alabama 40

ALBANY.....3-0
Home 3-0 • Away 0-0 • Neutral 0-0
 Dec. 9, 2010.....H.....#5/4 Duke 83, Albany 48
 Dec. 19, 2013.....H.....#2/2 Duke 80, Albany 51
 Mar. 20, 2015.....H.....#16/16 Duke 54, Albany 52

AMERICAN.....1-0
Home 1-0 • Away 0-0 • Neutral 0-0
 Dec. 4, 1993.....H.....Duke 104, American 71

APPALACHIAN STATE.....10-4
Home 6-1 • Away 4-2 • Neutral 0-1
 Jan. 28, 1978.....A.....Appalachian State 87, Duke 60
 Feb. 16, 1978.....H.....Appalachian State 75, Duke 68
 Feb. 16, 1979.....A.....Appalachian State 85, Duke 64
 Feb. 2, 1980.....H.....Duke 88, Appalachian State 70
 Dec. 6, 1980.....H.....Duke 90, Appalachian State 71
 Feb. 23, 1981.....A.....Duke 69, Appalachian State 46
 Mar. 2, 1981.....N.....Appalachian State 74, Duke 73 (OT)
 Jan. 30, 1982.....A.....Duke 75, Appalachian State 60
 Feb. 19, 1982.....H.....Duke 85, Appalachian State 73
 Feb. 25, 1983.....H.....Duke 89, Appalachian State 51
 Dec. 6, 1986.....H.....Duke 84, Appalachian State 66
 Nov. 28, 1989.....A.....Duke 73, Appalachian State 65
 Dec. 20, 1992.....H.....Duke 79, Appalachian State 76
 Dec. 8, 1993.....A.....Duke 79, Appalachian State 66

ARIZONA STATE.....1-0
Home 0-0 • Away 0-0 • Neutral 1-0
 Mar. 25, 2008.....N.....#9/10 Duke 67, Arizona State 59

ARKANSAS.....2-1
Home 1-0 • Away 0-0 • Neutral 1-1
 Mar. 23, 1998.....N.....Arkansas 77, #8/9 Duke 72
 Mar. 19, 2001.....H.....#5/5 Duke 75, Arkansas 54
 Nov. 30, 2002.....N.....#1/1 Duke 74, #17/15 Arkansas 72 (OT)

ARKANSAS STATE.....2-0
Home 1-0 • Away 0-0 • Neutral 1-0
 Dec. 17, 2000.....N.....#7/5 Duke 69, Arkansas State 45
 Nov. 26, 2005.....H.....#1/2 Duke 110, Arkansas State 56

ARMY.....1-0
Home 1-0 • Away 0-0 • Neutral 0-0
 Nov. 22, 2015.....H.....#14/9 Duke 72, Army 61

ATLANTIC CHRISTIAN.....2-0
Home 0-0 • Away 0-0 • Neutral 2-0
 Feb. 20, 1975.....N.....Duke 52, Atlantic Christian 46
 Feb. 22, 1975.....N.....Duke 61, Atlantic Christian 50

AUBURN.....5-0
Home 3-0 • Away 2-0 • Neutral 0-0
 Nov. 30, 2003.....H.....#4/4 Duke 66, #25/--Auburn 57
 Dec. 31, 2004.....A.....#2/2 Duke 80, Auburn 61
 Nov. 27, 2005.....H.....#1/2 Duke 69, Auburn 37
 Nov. 18, 2010.....A.....#6/6 Duke 75, Auburn 62
 Nov. 18, 2011.....H.....#8/8 Duke 73, Auburn 50

AUSTIN PEAY.....1-0
Home 0-0 • Away 0-0 • Neutral 1-0
 Mar. 22, 2009.....N.....#6/14 Duke 83, Austin Peay 42

AVERETT.....3-0
Home 2-0 • Away 1-0 • Neutral 0-0
 Jan. 30, 1973.....A.....Duke def. Averett
 Feb. 13, 1973.....H.....Duke def. Averett
 Jan. 28, 1975.....H.....Duke def. Averett

BALL STATE.....3-0
Home 1-0 • Away 1-0 • Neutral 1-0
 Dec. 20, 2004.....A.....#3/3 Duke 81, Ball State 31
 Dec. 19, 2005.....H.....#2/2 Duke 110, Ball State 24
 Nov. 24, 2018.....N.....Duke 79, Ball State 62

BAYLOR.....0-1
Home 0-0 • Away 0-0 • Neutral 0-1
 Mar. 29, 2010.....N.....#14/18 Baylor 51, #6/6 Duke 48

BELMONT.....1-0
Home 0-0 • Away 0-0 • Neutral 1-0
 Mar. 17, 2018.....N.....#20/18 Duke 72, #23/25 Belmont 58

BOSTON COLLEGE.....16-5
Home 9-1 • Away 6-3 • Neutral 1-1
 Dec. 2, 1989.....H.....Duke 85, Boston College 64
 Nov. 17, 1999.....H.....#20/21 Boston College 77, #22/22 Duke 70
 Nov. 22, 2000.....A.....#3/3 Duke 67, #--/24 Boston College 49
 Mar. 22, 2005.....N.....#7/8 Duke 70, #25/-- Boston College 65
 Jan. 14, 2006.....A.....#2/2 Duke 66, #22/22 Boston College 52
 Feb. 15, 2007.....H.....#1/1 Duke 73, Boston College 52
 Feb. 7, 2008.....A.....#11/12 Duke 51, Boston College 41
 Feb. 2, 2009.....H.....#4/6 Duke 69, Boston College 58
 Feb. 4, 2010.....A.....Boston College 61, #6/6 Duke 57
 Feb. 13, 2011.....H.....#5/7 Duke 66, Boston College 53
 Feb. 9, 2012.....A.....#5/5 Duke 71, Boston College 62
 Jan. 6, 2013.....A.....#3/4 Duke 90, Boston College 53
 Jan. 27, 2013.....H.....#4/5 Duke 80, Boston College 56
 Jan. 12, 2014.....H.....#3/3 Duke 78, Boston College 57
 Jan. 22, 2015.....A.....Boston College 60, #15/13 Duke 56
 Jan. 17, 2016.....H.....#22/19 Duke 71, Boston College 51
 Jan. 22, 2017.....A.....#15/16 Duke 67, Boston College 44
 Jan. 25, 2018.....H.....#18/18 Duke 75, Boston College 50
 Jan. 31, 2019.....A.....Boston College 92, Duke 90 (2OT)
 Dec. 8, 2019.....H.....Duke 85, Boston College 73
 Mar. 6, 2020.....N.....Boston College 84, Duke 77

BOSTON UNIVERSITY.....2-0
Home 1-0 • Away 0-0 • Neutral 1-0
 Jan. 2, 1988.....H.....#10/9 Duke 73, Boston University 58
 Dec. 30, 2006.....N.....#3/3 Duke 72, Boston University 42

BOWLING GREEN.....1-0
Home 0-0 • Away 0-0 • Neutral 1-0
 Dec. 19, 2006.....N.....#4/4 Duke 55, #25/21 Bowling Green 46

BRIGHAM YOUNG.....3-0
Home 2-0 • Away 1-0 • Neutral 0-0
 Jan. 10, 1987.....H.....#--/25 Duke 80, Brigham Young 60
 Nov. 13, 2010.....H.....#6/5 Duke 69, Brigham Young 54
 Nov. 11, 2011.....A.....#8/8 Duke 61, Brigham Young 55

BUCKNELL.....1-0
Home 1-0 • Away 0-0 • Neutral 0-0
 Dec. 21, 2007.....H.....#14/15 Duke 92, Bucknell 49

BUFFALO.....1-0
Home 1-0 • Away 0-0 • Neutral 0-0
 Nov. 25, 2014.....H.....#8/7 Duke 88, Buffalo 54

CALIFORNIA.....3-1
Home 1-0 • Away 2-1 • Neutral 0-0
 Dec. 27, 1987.....A.....#10/9 Duke 85, California 57
 Dec. 21, 1993.....A.....California 72, Duke 66
 Dec. 2, 2012.....H.....#4/4 Duke 77, #10/11 California 63
 Nov. 10, 2013.....A.....#2/2 Duke 70, #9/9 California 58

CAMPBELL.....4-8
Home 3-3 • Away 0-4 • Neutral 1-1
 Jan. 23, 1973.....H.....Duke 46, Campbell 43
 Feb. 6, 1973.....A.....Campbell 58, Duke 39
 Jan. 14, 1975.....A.....Campbell 75, Duke 64
 Feb. 6, 1975.....H.....Campbell 63, Duke 49
 Jan. 22, 1976.....A.....Campbell 73, Duke 55
 Feb. 3, 1976.....H.....Campbell 72, Duke 69
 Feb. 3, 1977.....A.....Campbell 78, Duke 63
 Feb. 19, 1977.....H.....Campbell 66, Duke 48
 Feb. 24, 1977.....N.....Campbell 61, Duke 50
 Jan. 16, 1982.....N.....Duke 83, Campbell 64
 Feb. 18, 1984.....H.....Duke 89, Campbell 64
 Mar. 18, 2000.....H.....#7/10 Duke 71, Campbell 42

CANISIUS.....1-0
Home 0-0 • Away 0-0 • Neutral 1-0
 Mar. 20, 2005.....N.....#7/8 Duke 80, Canisius 48

CATAWBA.....1-1
Home 1-0 • Away 0-0 • Neutral 0-1
 Feb. 21, 1974.....N.....Catawba 64, Duke 51
 Jan. 10, 1979.....H.....Duke 82, Catawba 33

CENTRAL MICHIGAN.....1-0
Home 0-0 • Away 0-0 • Neutral 1-0
 Nov. 29, 2013.....N.....#2/2 Duke 97, Central Michigan 64

CHARLESTON SOUTHERN.....3-0
Home 2-0 • Away 0-0 • Neutral 1-0
 Dec. 11, 1982.....N.....Duke 86, Charleston Southern 37
 Dec. 21, 1994.....H.....Duke 101, Charleston Southern 57
 Dec. 16, 2002.....H.....#1/1 Duke 106, Charleston Southern 38

CHARLOTTE.....7-3
Home 5-0 • Away 2-3 • Neutral 0-0
 Jan. 31, 1976.....A.....Charlotte 64, Duke 47
 Jan. 25, 1977.....H.....Duke 64, Charlotte 60
 Feb. 4, 1978.....A.....Charlotte 72, Duke 62
 Dec. 4, 1982.....H.....Duke 78, Charlotte 46
 Feb. 19, 1983.....A.....Charlotte 73, Duke 66
 Feb. 14, 1990.....H.....Duke 65, Charlotte 49
 Nov. 29, 2000.....H.....#3/3 Duke 78, Charlotte 59
 Nov. 29, 2001.....A.....#14/12 Duke 64, Charlotte 39
 Nov. 23, 2009.....H.....#10/5 Duke 57, Charlotte 44
 Nov. 27, 2010.....A.....#6/6 Duke 61, Charlotte 55

CHEYNEY.....2-0
Home 1-0 • Away 0-0 • Neutral 1-0
 Nov. 26, 1985.....H.....Duke 98, Cheyney 66
 Dec. 28, 1985.....N.....Duke 100, Cheyney 56

CINCINNATI.....0-1
Home 0-0 • Away 0-1 • Neutral 0-0
 Jan. 2, 1981.....A.....Cincinnati 86, Duke 64

CLEMSON42-33
Home 23-9 • Away 17-17 • Neutral 2-7
 Jan. 11, 1978 A Clemson 118, Duke 59
 Feb. 5, 1979 H Clemson 94, Duke 58
 Feb. 8, 1979 N Clemson 81, Duke 56
 Jan. 9, 1980 A #18 Clemson 111, Duke 56
 Feb. 2, 1981 H #20 Clemson 67, Duke 54
 Jan. 23, 1982 A Clemson 84, Duke 59
 Dec. 1, 1982 A Duke 72, Clemson 70
 Jan. 29, 1983 H Duke 95, Clemson 81
 Mar. 4, 1983 N Clemson 93, Duke 92 (OT)
 Dec. 6, 1983 H #15 Clemson 78, Duke 72
 Jan. 17, 1984 A #14 Clemson 79, Duke 73
 Dec. 31, 1984 H Duke 84, Clemson 76
 Jan. 14, 1985 A Duke 76, Clemson 70
 Mar. 1, 1985 N Duke 81, Clemson 76
 Jan. 13, 1986 A #20/-- Duke 93, Clemson 77
 Feb. 8, 1986 H #17/25 Duke 80, Clemson 76
 Dec. 3, 1986 H Duke 78, Clemson 72
 Feb. 9, 1987 A Clemson 79, Duke 76
 Jan. 4, 1988 H #9/9 Duke 68, Clemson 61
 Feb. 1, 1988 A Clemson 78, #17/17 Duke 65
 Mar. 5, 1988 N #--/25 Clemson 81, Duke 65
 Jan. 2, 1989 A Clemson 69, #20/23 Duke 55
 Feb. 8, 1989 H Clemson 71, Duke 50
 Jan. 29, 1990 A Clemson 64, Duke 49
 Feb. 26, 1990 H Clemson 65, Duke 60
 Mar. 3, 1990 N Clemson 77, Duke 68
 Jan. 28, 1991 A #20/20 Clemson 63, Duke 49
 Feb. 22, 1991 H #24/-- Clemson 67, Duke 59
 Mar. 2, 1991 N Clemson 60, Duke 58
 Jan. 10, 1992 H #15/15 Clemson 107, Duke 72
 Feb. 29, 1992 A #19/18 Clemson 63, Duke 59
 Jan. 31, 1993 A #21/18 Clemson 88, Duke 63
 Feb. 15, 1993 H Duke 67, #--/21 Clemson 65
 Jan. 23, 1994 A Duke 74, Clemson 67
 Jan. 28, 1994 H Clemson 90, Duke 82
 Feb. 1, 1995 A Clemson 78, #14/21 Duke 64
 Feb. 20, 1995 H Clemson 88, #22/25 Duke 82 (OT)
 Mar. 3, 1995 N #22/25 Duke 78, Clemson 71
 Jan. 31, 1996 H #12/11 Duke 74, #17/18 Clemson 63
 Feb. 19, 1996 A #12/13 Duke 75, #16/20 Clemson 65
 Mar. 3, 1996 N #22/20 Clemson 71, #12/12 Duke 54
 Jan. 24, 1997 H #24/20 Duke 70, #10/10 Clemson 61
 Feb. 16, 1997 A #22/21 Clemson 72, #18/17 Duke 69
 Dec. 13, 1997 A Clemson 72, #11/14 Duke 61
 Jan. 25, 1998 H #24/23 Duke 78, #19/22 Clemson 59
 Jan. 14, 1999 H #12/16 Duke 86, #16/12 Clemson 77
 Feb. 14, 1999 A #19/19 Clemson 80, #7/7 Duke 75
 Feb. 28, 1999 N #16 Clemson 76, #8/9 Duke 71
 Jan. 16, 2000 H #11/8 Duke 60, Clemson 51
 Feb. 21, 2000 A #14/#12 Duke 59, Clemson 44
 Dec. 9, 2000 A Clemson 93, #3/3 Duke 75
 Jan. 28, 2001 H #4/4 Duke 92, #15/16 Clemson 42
 Jan. 10, 2002 A #7/7 Duke 81, Clemson 58
 Feb. 10, 2002 H #5/5 Duke 77, Clemson 69
 Jan. 6, 2003 H #1/1 Duke 69, Clemson 53
 Feb. 6, 2003 A #2/2 Duke 61, Clemson 49
 Feb. 2, 2004 A #2/2 Duke 78, Clemson 60
 Feb. 27, 2004 H #3/3 Duke 102, Clemson 45
 Feb. 17, 2005 H #3/4 Duke 72, Clemson 48
 Jan. 26, 2006 A #2/1 Duke 97, Clemson 65
 Feb. 5, 2007 H #1/1 Duke 105, Clemson 53
 Feb. 13, 2008 A #12/12 Duke 83, Clemson 54
 Feb. 13, 2009 H #4/10 Duke 77, Clemson 53
 Jan. 7, 2010 A #9/9 Duke 67, Clemson 41

Jan. 26, 2011 H #3/3 Duke 92, Clemson 37
 Jan. 27, 2012 A #5/5 Duke 81, Clemson 37
 Jan. 10, 2013 H #4/5 Duke 82, Clemson 45
 Jan. 24, 2013 A #4/5 Duke 60, Clemson 46
 Feb. 6, 2014 A #5/5 Duke 78, Clemson 51
 Feb. 8, 2015 H #15/15 Duke 89, Clemson 60
 Jan. 21, 2016 A Duke 72, Clemson 43
 Feb. 2, 2017 H #15/15 Duke 65, Clemson 37
 Feb. 11, 2018 A #19/19 Duke 60, Clemson 35
 Feb. 28, 2019 H Duke 63, Clemson 59
 Jan. 19, 2020 A Clemson 62, Duke 58

CLEVELAND STATE1-0
Home 1-0 • Away 0-0 • Neutral 0-0
 Dec. 2, 1988 H Duke 100, Cleveland State 60

COLLEGE OF CHARLESTON1-0
Home 1-0 • Away 0-0 • Neutral 0-0
 Dec. 18, 1990 H Duke 82, College of Charleston 54

COLORADO0-1
Home 0-1 • Away 0-0 • Neutral 0-0
 Jan. 5, 1980 H #18 Colorado 78, Duke 64

COLORADO STATE1-0
Home 1-0 • Away 0-0 • Neutral 0-0
 Dec. 22, 2005 H #2/2 Duke 99, Colorado State 52

CONNECTICUT3-12
Home 0-5 • Away 1-3 • Neutral 2-4
 Jan. 11, 1980 H Connecticut 81, Duke 69
 Dec. 9, 1988 N Duke 83, Connecticut 69
 Nov. 13, 1998 N #3/3 Connecticut 104, #4/4 Duke 74
 Feb. 1, 2003 H #2/2 Connecticut 77, #1/1 Duke 65
 Jan. 3, 2004 A #4/4 Duke 68, #1/1 Connecticut 67
 Mar. 28, 2006 N #4/4 Duke 63, #8/8 Connecticut 61 (OT)
 Nov. 25, 2007 N #2/2 Connecticut 74, #9/8 Duke 48
 Jan. 18, 2010 H #1/1 Connecticut 81, #7/7 Duke 48
 Jan. 31, 2011 A #2/2 Connecticut 87, #3/3 Duke 51
 Mar. 29, 2011 N #1/1 Connecticut 75, #6/6 Duke 40
 Jan. 30, 2012 H #3/3 Connecticut 61, #5/5 Duke 45
 Jan. 21, 2013 A #3/2 Connecticut 79, #4/4 Duke 49
 Dec. 17, 2013 H #1/1 Connecticut 83, #2/2 Duke 61
 Dec. 29, 2014 A #2/2 Connecticut 83, #10/10 Duke 52
 Mar. 24, 2018 N #1/1 Connecticut 72, #20/18 Duke 59

CSU-BAKERSFIELD1-0
Home 0-0 • Away 0-0 • Neutral 1-0
 Dec. 21, 2012 N #4/4 Duke 97, CSU-Bakersfield 63

DARTMOUTH1-0
Home 0-0 • Away 1-0 • Neutral 0-0
 Dec. 29, 2006 A #3/3 Duke 77, Dartmouth 40

DAYTON0-1
Home 0-0 • Away 0-1 • Neutral 0-0
 Jan. 3, 1981 A Dayton 99, Duke 78

DAVIDSON4-1
Home 4-0 • Away 0-1 • Neutral 0-0
 Feb. 20, 1978 A Davidson 62, Duke 61
 Feb. 12, 1979 H Duke 78, Davidson 25
 Nov. 24, 2001 H #9/7 Duke 107, Davidson 58
 Nov. 12, 2004 H #6/6 Duke 89, Davidson 69
 Nov. 27, 2019 H Duke 82, Davidson 52

DELAWARE1-0
Home 1-0 • Away 0-0 • Neutral 0-0
 Dec. 2, 1995 H #19/20 Duke 95, Delaware 50

DENVER1-0
Home 0-0 • Away 1-0 • Neutral 0-0
 Nov. 11, 2007 A #10/9 Duke 57, Denver 37

DEPAUL2-2
Home 0-1 • Away 0-1 • Neutral 2-0
 Nov. 29, 1986 A DePaul 78, #--/22 Duke 72
 Mar. 14, 1997 N Duke 70, DePaul 56
 Mar. 27, 2011 N #6/6 Duke 70, #10/12 DePaul 63
 Mar. 23, 2014 L #23/21 DePaul 74, #7/8 Duke 65

DETROIT MERCY3-0
Home 0-0 • Away 0-0 • Neutral 3-0
 Dec. 20, 1993 N Duke 94, Detroit Mercy 82
 Nov. 28, 1997 N #1/1 Duke 87, Detroit Mercy 65
 Dec. 27, 2002 N #1/1 Duke 92, Detroit Mercy 52

DRAKE1-0
Home 0-0 • Away 0-0 • Neutral 1-0
 Dec. 27, 1992 N Duke 71, Drake 58

DUQUESNE1-0
Home 1-0 • Away 0-0 • Neutral 0-0
 Nov. 25, 2000 H #3/3 Duke 97, Duquesne 66

EAST CAROLINA8-9
Home 6-3 • Away 2-3 • Neutral 0-3
 Jan. 20, 1976 H East Carolina 72, Duke 31
 Dec. 3, 1977 A East Carolina 80, Duke 55
 Feb. 6, 1978 H East Carolina 70, Duke 66
 Mar. 2, 1978 N East Carolina 87, Duke 47
 Dec. 2, 1978 A East Carolina 81, Duke 66
 Feb. 22, 1979 N East Carolina 69, Duke 46
 Dec. 1, 1979 H Duke 76, East Carolina 75
 Feb. 23, 1980 N East Carolina 99, Duke 65
 Jan. 19, 1981 A East Carolina 79, Duke 69
 Feb. 16, 1982 H East Carolina 79, Duke 57
 Jan. 2, 1987 H Duke 84, East Carolina 70
 Dec. 12, 1987 A #14/13 Duke 68, East Carolina 49
 Nov. 30, 1988 H Duke 93, East Carolina 60
 Jan. 5, 1994 A Duke 110, East Carolina 69
 Nov. 22, 2002 H #1/1 Duke 108, East Carolina 46
 Dec. 28, 2018 H Duke 83, East Carolina 66
 Dec. 5, 2020 H Duke 72, East Carolina 47

EAST TENNESSEE STATE5-0
Home 3-0 • Away 0-1 • Neutral 1-0
 Mar. 12, 1982 A Duke 74, East Tennessee St. 73 (OT)
 Dec. 10, 1987 H #14/13 Duke 86, East Tennessee State 48
 Nov. 29, 1990 H Duke 85, East Tennessee State 55
 Nov. 23, 1991 A Duke 104, East Tennessee State 71
 Dec. 8, 1992 H Duke 114, East Tennessee State 74

EASTERN KENTUCKY1-1
Home 1-0 • Away 0-1 • Neutral 0-0
 Nov. 26, 1982 H Duke 74, Eastern Kentucky 57
 Dec. 3, 1983 A Eastern Kentucky 46, Duke 44

EASTERN WASHINGTON1-0
Home 0-0 • Away 0-0 • Neutral 1-0
 Nov. 25, 1988 N Duke 79, Eastern Washington 57

ELON5-4

Home 5-2 • Away 0-2 • Neutral 0-0
 Feb. 7, 1976.....A.....Elon College 82, Duke 43
 Feb. 14, 1976.....H.....Elon College 50, Duke 47
 Jan. 21, 1977.....H.....Elon College 48, Duke 47
 Feb. 21, 1977.....A.....Elon College 74, Duke 38
 Dec. 2, 1999.....H.....#22/19 Duke 101, Elon College 44
 Nov. 16, 2001.....H.....#9/7 Duke 102, Elon College 52
 Nov. 21, 2003.....H.....#4/4 Duke 108, Elon College 26
 Dec. 8, 2016.....H.....#21/21 Duke 68, Elon College 61
 Nov. 18, 2018.....H.....Duke 81, Elon College 64

FAIRFIELD.....2-0

Home 1-0 • Away 0-0 • Neutral 1-0
 Nov. 30, 1991.....N.....Duke 75, Fairfield 68
 Nov. 22, 2005.....H.....#1/2 Duke 110, Fairfield 44

FLORIDA GULF COAST1-1

Home 1-0 • Away 0-1 • Neutral 0-0
 Dec. 30, 2018.....H.....Duke 57, Florida Gulf Coast 41
 Dec. 29, 2019.....A.....Florida Gulf Coast 78, Duke 56

FLORIDA2-1

Home 0-0 • Away 0-1 • Neutral 2-0
 Nov. 28, 1986.....N.....#-/22 Duke 76, Florida 74
 Dec. 29, 1997.....A.....#12/15 Florida 70, Duke 63
 Mar. 21, 1998.....N.....#8/9 Duke 71, #13/12 Florida 58

FLORIDA A&M1-0

Home 1-0 • Away 0-0 • Neutral 0-0
 Nov. 27, 1999.....H.....#-/25 Duke 93, Florida A&M 38

FLORIDA INTERNATIONAL1-1

Home 1-0 • Away 0-0 • Neutral 0-1
 Jan. 1, 1984.....N.....Florida International 83, Duke 56
 Dec. 18, 2002.....H.....#1/1 Duke 106, Florida International 58

FLORIDA STATE38-13

Home 17-4 • Away 14-8 • Neutral 7-1
 Jan. 21, 1992.....A.....Florida State 67, Duke 55
 Feb. 8, 1992.....H.....Florida State 61, Duke 53
 Jan. 3, 1993.....H.....Florida State 84, Duke 72
 Feb. 28, 1993.....A.....Florida State 74, Duke 67
 Jan. 16, 1994.....H.....Duke 66, Florida State 60
 Feb. 25, 1994.....A.....Florida State 78, Duke 73
 Dec. 7, 1994.....H.....Duke 84, Florida State 68
 Jan. 28, 1995.....A.....#21/- Duke 75, Florida State 71
 Dec. 6, 1995.....H.....#17/17 Duke 92, Florida State 30
 Jan. 27, 1996.....A.....#12/17 Duke 61, Florida State 47
 Jan. 3, 1997.....A.....#16/17 Duke 87, Florida State 46
 Feb. 2, 1997.....A.....#22/21 Duke 77, Florida State 70
 Jan. 16, 1998.....H.....#25/20 Duke 96, Florida State 76
 Feb. 15, 1998.....A.....#13/14 Duke 79, Florida State 67
 Dec. 2, 1998.....H.....#16/16 Duke 91, Florida State 72
 Jan. 25, 1999.....A.....#9/13 Duke 92, Florida State 75
 Feb. 26, 1999.....N.....#8/9 Duke 90, Florida State 57
 Jan. 24, 2000.....A.....#9/8 Duke 59, Florida State 54
 Feb. 24, 2000.....H.....#9/9 Duke 87, Florida State 52
 Mar. 4, 2000.....N.....#12/10 Duke 92, Florida State 65
 Jan. 8, 2001.....A.....#5/5 Duke 73, Florida State 60
 Feb. 8, 2001.....H.....Florida State 71, #4/4 Duke 69
 Mar. 4, 2001.....N.....#4/4 Duke 72, Florida State 56
 Jan. 27, 2002.....A.....#5/6 Duke 102, Florida State 80
 Feb. 21, 2002.....H.....#5/5 Duke 88, Florida State 55
 Mar. 1, 2002.....N.....#3/3 Duke 82, Florida State 66
 Jan. 26, 2003.....H.....#1/1 Duke 81, Florida State 63
 Feb. 27, 2003.....A.....#2/2 Duke 70, Florida State 49

Jan. 5, 2004.....H.....#1/4 Duke 79, Florida State 66
 Feb. 4, 2004.....A.....Florida State 80, #2/2 Duke 74
 Feb. 6, 2005.....H.....#3/4 Duke 75, #24/24 Florida State 64
 Jan. 5, 2006.....H.....#2/2 Duke 87, Florida State 68
 Jan. 25, 2007.....A.....#1/1 Duke 73, Florida State 60
 Jan. 11, 2008.....H.....#12/13 Duke 70, Florida State 38
 Mar. 7, 2008.....N.....#12/11 Duke 81, Florida State 67
 Jan. 29, 2009.....A.....#18/20 Florida State 82, #3/6 Duke 75 (OT)
 Mar. 7, 2009.....N.....#8/10 Duke 75, #12/13 Florida State 57
 Jan. 29, 2010.....H.....#7/7 Duke 73, #13/14 Florida State 43
 Jan. 14, 2011.....A.....#3/3 Duke 87, #21/15 Florida State 70
 Jan. 13, 2012.....H.....#7/6 Duke 73, Florida State 66
 Feb. 12, 2012.....A.....#5/5 Duke 67, Florida State 57
 Feb. 22, 2013.....H.....#5/4 Duke 61, #19/20 Florida State 50
 Mar. 9, 2013.....N.....#6/6 Duke 72, #23/23 Florida State 66
 Jan. 23, 2014.....A.....#3/3 Duke 85, #24/25 Florida State 77 (OT)
 Jan. 11, 2015.....A.....#-/22 Florida State 74, #13/12 Duke 58
 Feb. 11, 2016.....H.....#10/9 Florida State 69, Duke 53
 Jan. 8, 2017.....A.....#6/8 Florida State 69, Duke 45
 Feb. 19, 2018.....H.....#20/16 Duke 79, #9/12 Florida State 66
 Jan. 20, 2019.....A.....#-/21 Florida State 66, Duke 62
 Mar. 7, 2019.....N.....#22/21 Florida State 51, Duke 41
 Feb. 16, 2020.....H.....Duke 66, #14/14 Florida State 64

FURMAN.....4-0

Home 1-0 • Away 1-0 • Neutral 2-0
 Dec. 3, 1979.....A.....Duke 90, Furman 56
 Feb. 7, 1981.....H.....Duke 89, Furman 48
 Dec. 10, 1982.....N.....Duke 88, Furman 51
 Nov. 23, 1984.....N.....Duke 103, Furman 66

GARDNER-WEBB.....1-0

Home 0-0 • Away 0-0 • Neutral 1-0
 Nov. 25, 2011.....N.....#7/6 Duke 97, George Mason 31

GEORGE MASON4-0

Home 2-0 • Away 2-0 • Neutral 0-0
 Nov. 29, 1980.....A.....Duke 86, George Mason 50
 Nov. 30, 1985.....N.....Duke 85, George Mason 66
 Dec. 28, 1999.....H.....#17/15 Duke 95, George Mason 56
 Dec. 3, 2000.....A.....#3/3 Duke 88, George Mason 69

GEORGE WASHINGTON.....1-1

Home 1-0 • Away 0-0 • Neutral 0-1
 Nov. 20, 1981.....H.....Duke 82, George Washington 45
 Dec. 29, 1996.....N.....George Washington 54, #13/13 Duke 48

GEORGETOWN4-0

Home 1-0 • Away 1-0 • Neutral 2-0
 Dec. 20, 1984.....N.....Duke 84, Georgetown 49
 Nov. 25, 1990.....N.....Duke 80, Georgetown 68
 Dec. 30, 1999.....H.....#15/11 Duke 68, Georgetown 53
 Dec. 8, 2001.....A.....#11/9 Duke 89, Georgetown 54

GEORGIA3-0

Home 0-0 • Away 0-0 • Neutral 4-0
 Mar. 26, 1999.....N.....#10/11 Duke 81, #12/12 Georgia 69
 Mar. 29, 2003.....N.....#2/1 Duke 66, #19/20 Georgia 63
 Mar. 26, 2005.....N.....#7/8 Duke 63, #20/20 Georgia 57
 Mar. 19, 2018.....N.....#20/18 Duke 66, #18/17 Georgia 40

GEORGIA SOUTHERN2-1

Home 1-0 • Away 0-0 • Neutral 1-1
 Jan. 9, 1982.....N.....Georgia Southern 64, Duke 58
 Dec. 21, 1984.....N.....Duke 71, Georgia Southern 65
 Nov. 19, 2009.....H.....#11/5 Duke 69, Georgia Southern 42

GEORGIA STATE.....1-1

Home 0-0 • Away 0-0 • Neutral 1-1
 Jan. 12, 1980.....N.....Georgia State 68, Duke 57
 Mar. 23, 2003.....N.....#2/1 Duke 66, Georgia State 48

GEORGIA TECH62-10

Home 30-3 • Away 26-7 • Neutral 6-0
 Jan. 13, 1979.....H.....Duke 70, Georgia Tech 55
 Jan. 21, 1980.....A.....Duke 72, Georgia Tech 71
 Feb. 6, 1981.....H.....Duke 74, Georgia Tech 51
 Nov. 27, 1981.....H.....Duke 62, Georgia Tech 50
 Feb. 6, 1982.....A.....Georgia Tech 64, Duke 61
 Jan. 3, 1983.....A.....Duke 55, Georgia Tech 43
 Jan. 31, 1983.....H.....Duke 80, Georgia Tech 40
 Jan. 7, 1984.....A.....Duke 74, Georgia Tech 72
 Feb. 11, 1984.....H.....Duke 69, Georgia Tech 61
 Jan. 12, 1985.....A.....Duke 65, Georgia Tech 58
 Jan. 25, 1985.....H.....Duke 75, Georgia Tech 67
 Jan. 11, 1986.....A.....Duke 78, Georgia Tech 69
 Jan. 25, 1986.....H.....#18/- Duke 77, Georgia Tech 61
 Jan. 26, 1987.....H.....Duke 85, Georgia Tech 66
 Feb. 7, 1987.....A.....Duke 86, Georgia Tech 72
 Jan. 15, 1988.....H.....#11/11 Duke 77, Georgia Tech 71 (OT)
 Jan. 30, 1988.....A.....#17/17 Duke 80, Georgia Tech 71
 Jan. 28, 1989.....H.....Georgia Tech 97, Duke 94 (OT)
 Feb. 25, 1989.....A.....Duke 78, Georgia Tech 71
 Jan. 13, 1990.....H.....Duke 72, Georgia Tech 68
 Jan. 27, 1990.....A.....Georgia Tech 78, Duke 74
 Jan. 26, 1991.....A.....Duke 93, Georgia Tech 79
 Feb. 24, 1991.....H.....Duke 89, Georgia Tech 76
 Jan. 3, 1992.....H.....Duke 80, Georgia Tech 76
 Mar. 2, 1992.....A.....Georgia Tech 75, Duke 53
 Jan. 29, 1993.....H.....Georgia Tech 86, Duke 80 (OT)
 Feb. 26, 1993.....A.....Georgia Tech 72, Duke 67
 Jan. 14, 1994.....H.....Duke 77, Georgia Tech 59
 Feb. 27, 1994.....A.....Georgia Tech 61, Duke 56
 Jan. 18, 1995.....A.....#25/- Duke 80, Georgia Tech 71
 Feb. 18, 1995.....H.....#22/25 Duke 77, Georgia Tech 68
 Jan. 17, 1996.....H.....#13/16 Duke 78, Georgia Tech 66
 Feb. 17, 1996.....A.....#14/13 Duke 70, Georgia Tech 55
 Dec. 12, 1996.....H.....#17/16 Duke 74, Georgia Tech 65
 Jan. 27, 1997.....A.....#22/21 Duke 83, Georgia Tech 58
 Jan. 4, 1998.....H.....#23/22 Duke 87, Georgia Tech 56
 Feb. 5, 1998.....A.....#14/16 Duke 58, Georgia Tech 55
 Feb. 27, 1998.....N.....#8/10 Duke 100, Georgia Tech 56
 Jan. 7, 1999.....H.....#13/17 Duke 113, Georgia Tech 46
 Feb. 7, 1999.....A.....#9/11 Duke 74, Georgia Tech 73
 Jan. 9, 2000.....A.....#14/10 Duke 64, Georgia Tech 45
 Feb. 11, 2000.....H.....#14/12 Duke 83, Georgia Tech 51
 Mar. 5, 2000.....N.....#12/10 Duke 77, Georgia Tech 56
 Jan. 11, 2001.....H.....#5/5 Duke 86, Georgia Tech 83
 Feb. 12, 2001.....A.....#4/4 Duke 74, Georgia Tech 54
 Dec. 30, 2001.....A.....#9/9 Duke 76, Georgia Tech 60
 Jan. 31, 2002.....H.....#5/5 Duke 86, Georgia Tech 50
 Jan. 13, 2003.....A.....#1/1 Duke 79, Georgia Tech 59
 Feb. 13, 2003.....H.....#2/2 Duke 82, Georgia Tech 43
 Mar. 9, 2003.....N.....#2/2 Duke 76, Georgia Tech 52
 Jan. 8, 2004.....A.....#1/2 Duke 77, Georgia Tech 45
 Feb. 7, 2004.....H.....#2/2 Duke 81, Georgia Tech 41
 Jan. 17, 2005.....H.....#1/1 Duke 82, Georgia Tech 59
 Feb. 20, 2005.....A.....#3/4 Duke 73, Georgia Tech 55
 Jan. 11, 2006.....A.....#2/2 Duke 67, Georgia Tech 59
 Jan. 10, 2007.....H.....#3/3 Duke 83, Georgia Tech 51
 Jan. 24, 2008.....A.....#10/10 Duke 73, #23/23 Georgia Tech 47
 Jan. 25, 2009.....H.....#4/8 Duke 60, Georgia Tech 34
 Feb. 19, 2010.....A.....#8/7 Duke 64, #19/- Georgia Tech 50
 Mar. 6, 2010.....N.....#9/8 Duke 67, Georgia Tech 55

Jan. 21, 2011 H..... #3/3 Duke 69, Georgia Tech 32
 Mar. 5, 2011 N..... #8/7 Duke 74, Georgia Tech 66
 Jan. 18, 2012 A..... #5/5 Duke 79, Georgia Tech 62
 Dec. 6, 2012 H..... #434 Duke 85, Georgia Tech 52
 Jan. 5, 2014 A..... #3/3 Duke 64, Georgia Tech 47
 Mar. 7, 2014 N..... #7/8 Duke 82, Georgia Tech 52
 Feb. 26, 2015 A..... Georgia Tech 71, Duke 62
 Feb. 21, 2016 H..... Georgia Tech 64, Duke 59
 Jan. 5, 2017 A..... Duke 75, Georgia Tech 68
 Feb. 1, 2018 H..... #19/19 Duke 77, Georgia Tech 59
 Jan. 10, 2019 A..... Georgia Tech 70, Duke 64
 Jan. 26, 2020 H..... Duke 58, Georgia Tech 46

GUILFORD 3-1
Home 2-0 • Away 1-1 • Neutral 0-0
 Jan. 29, 1974 A..... Guilford 47, Duke 37
 Feb. 26, 1974 H..... Duke 45, Guilford 37
 Dec. 4, 1978 H..... Duke 82, Guilford 48
 Feb. 19, 1980 A..... Duke 82, Guilford 69

GRAND CANYON 2-0
Home 1-0 • Away 1-0 • Neutral 0-0
 Nov. 17, 2016 H..... Duke 90, Grand Canyon 47
 Nov. 12, 2017 A..... Duke 74, Grand Canyon 61

HAMPTON 6-0
Home 3-0 • Away 0-0 • Neutral 3-0
 Dec. 8, 1998 N..... #16/15 Duke 83, Hampton 47
 Nov. 28, 2002 N..... #1/1 Duke 71, Hampton 34
 Dec. 28, 2003 N..... #4/4 Duke 90, Hampton 59
 Mar. 20, 2010 H..... #6/6 Duke 72, Hampton 37
 Mar. 24, 2013 H..... #5/5 Duke 67, Hampton 51
 Mar. 18, 2017 H..... #9/9 Duke 94, Hampton 31

HARTFORD 0-1
Home 0-0 • Away 0-0 • Neutral 0-1
 Nov. 21, 2008 N..... Hartford 53, #6/5 Duke 51

HARVARD 3-0
Home 2-0 • Away 1-0 • Neutral 0-0
 Dec. 21, 1987 H..... #10/13 Duke 86, Harvard 61
 Dec. 1, 1990 H..... Duke 90, Harvard 76
 Dec. 1, 1991 A..... Duke 86, Harvard 63

HIGH POINT 2-2
Home 2-1 • Away 0-1 • Neutral 0-0
 Jan. 23, 1975 H..... High Point 48, Duke 46
 Feb. 11, 1975 A..... High Point 62, Duke 50
 Nov. 16, 2017 H..... Duke 77, High Point 50
 Nov. 5, 2019 H..... Duke 93, High Point 57

HOFSTRA 2-0
Home 0-0 • Away 1-0 • Neutral 1-0
 Dec. 27, 1986 A..... Duke 82, Hofstra 69
 Dec. 28, 1989 N..... Duke 86, Hofstra 48

HOLY CROSS 4-0
Home 2-0 • Away 1-0 • Neutral 1-0
 Mar. 13, 1999 H..... #10/11 Duke 79, Holy Cross 51
 Jan. 4, 2005 H..... #2/2 Duke 101, Holy Cross 42
 Jan. 16, 2006 A..... #2/2 Duke 84, Holy Cross 36
 Mar. 18, 2007 N..... #1/1 Duke 81, Holy Cross 44

HOUSTON 2-0
Home 1-0 • Away 1-0 • Neutral 0-0
 Nov. 19, 2006 H..... #6/5 Duke 81, Houston 35
 Dec. 28, 2007 A..... #13/14 Duke 84, Houston 68

HOUSTON BAPTIST 1-0
Home 0-0 • Away 1-0 • Neutral 0-0
 Nov. 13, 2009 A..... #6/6 Duke 104, Houston Baptist 35

HOWARD 2-0
Home 2-0 • Away 0-0 • Neutral 0-0
 Nov. 30, 1987 H..... #18/18 Duke 83, Howard 71
 Dec. 6, 2002 H..... #1/1 Duke 128, Howard 53

IDAHO 1-0
Home 0-0 • Away 0-0 • Neutral 1-0
 Nov. 26, 2015 N..... #15/12 Duke 74, Idaho 68

IDAHO STATE 1-0
Home 1-0 • Away 0-0 • Neutral 0-0
 Nov. 21, 2019 H..... Duke 85, Idaho State 66

ILLINOIS 0-3
Home 0-0 • Away 0-1 • Neutral 0-2
 Nov. 25, 1989 N..... Illinois 68, Duke 63
 Mar. 16, 1997 A..... #16/19 Illinois 85, Duke 67
 Nov. 30, 1997 N..... #8/8 Illinois 77, Duke 65

ILLINOIS STATE 1-0
Home 1-0 • Away 0-0 • Neutral 0-0
 Nov. 30, 1996 H..... #16/17 Duke 85, Illinois State 58

IONA 1-0
Home 1-0 • Away 0-0 • Neutral 0-0
 Nov. 18, 2012 H..... #3/3 Duke 100, Iona 31

IOWA 1-0
Home 1-0 • Away 0-0 • Neutral 0-0
 Dec. 4, 2008 H..... #12/14 Duke 71, Iowa 47

IOWA STATE 3-0
Home 1-0 • Away 0-0 • Neutral 2-0
 Dec. 30, 2000 H..... #6/5 Duke 81, #5/6 Iowa State 63
 Dec. 29, 2002 N..... #1/1 Duke 88, Iowa State 59
 Nov. 27, 2015 N..... #15/12 Duke 86, Iowa State 48

INDIANA STATE 2-0
Home 2-0 • Away 0-0 • Neutral 0-0
 Dec. 30, 1985 H..... Duke 94, Indiana State 40
 Dec. 4, 1994 H..... Duke 100, Indiana State 66

JACKSONVILLE STATE 1-0
Home 1-0 • Away 0-0 • Neutral 0-0
 Dec. 15, 2004 H..... #3/4 Duke 99, Jacksonville State 36

JAMES MADISON 6-1
Home 4-0 • Away 1-0 • Neutral 1-1
 Jan. 15 1982 N..... James Madison 76, Duke 75
 Mar. 9, 1982 H..... Duke 63, James Madison 60
 Dec. 3, 1988 H..... Duke 80, James Madison 79
 Dec. 28, 1994 N..... Duke 75, James Madison 63
 Mar. 16, 1996 H..... #13/13 Duke 85, James Madison 53
 Dec. 18, 2009 H..... #7/8 Duke 79, #24/25 James Madison 65
 Nov. 30, 2010 A..... #5/5 Duke 75, James Madison 58

KANSAS 1-0
Home 0-0 • Away 0-0 • Neutral 1-0
 Nov. 30, 2013 N..... #2/2 Duke 73, Kansas 40

KANSAS STATE 1-0
Home 0-0 • Away 0-0 • Neutral 1-0
 Nov. 27, 2004 N..... #3/3 Duke 63, #16/16 Kansas State 51

KENT STATE 2-0
Home 0-0 • Away 0-0 • Neutral 2-0
 Dec. 29, 1991 N..... Duke 84, Kent State 79
 Dec. 28, 1997 N..... #23/22 Duke 69, Kent State 57

KENTUCKY 6-2
Home 3-0 • Away 1-2 • Neutral 2-0
 Dec. 30, 1986 N..... Duke 68, Kentucky 63
 Dec. 29, 1995 N..... #16/16 Duke 73, Kentucky 54
 Jan. 4, 2011 H..... #3/3 Duke 54, #10/10 Kentucky 48
 Dec. 8, 2012 A..... #10/10 Kentucky 72, #6/5 Duke 65
 Dec. 22, 2013 A..... #3/3 Duke 69, #5/6 Kentucky 61
 Dec. 21, 2014 H..... #13/13 Duke 89, #8/8 Kentucky 68
 Dec. 20, 2015 A..... #8/8 Kentucky 71, #13/11 Duke 61
 Dec. 29, 2016 H..... #15/17 Duke 69, #17/23 Kentucky 54

LASALLE 0-1
Home 0-0 • Away 0-1 • Neutral 0-0
 Nov. 22, 1980 A..... LaSalle 91, Duke 74

LIBERTY 6-0
Home 4-0 • Away 1-0 • Neutral 1-0
 Dec. 21, 1999 N..... #18/15 Duke 66, Liberty 45
 Dec. 20, 2001 H..... #9/9 Duke 95, Liberty 53
 Dec. 12, 2004 H..... #3/4 Duke 83, Liberty 48
 Dec. 17, 2015 H..... #13/11 Duke 79, Liberty 41
 Nov. 11, 2016 A..... Duke 98, Liberty 38
 Dec. 29, 2017 H..... #14/15 Duke 68, Liberty 51

LONG BEACH STATE 1-0
Home 0-0 • Away 1-0 • Neutral 0-0
 Nov. 25, 2016 A..... Duke 83, Long Beach State 46

LONGWOOD 2-0
Home 2-0 • Away 0-0 • Neutral 0-0
 Nov. 15, 2016 H..... Duke 105, Longwood 48
 Nov. 25, 2020 H..... Duke 94, Longwood 64

LOUISIANA STATE 3-2
Home 1-0 • Away 0-0 • Neutral 2-2
 Mar. 25, 2000 N..... #15/12 Louisiana State 79, #7/10 Duke 66
 Nov. 11, 2000 N..... #5/5 Duke 56, #7/8 Louisiana State 45
 Mar. 28, 2005 N..... #2/4 Louisiana State 59, #7/8 Duke 49
 Apr. 2, 2006 N..... #4/4 Duke 84, #5/5 Louisiana State 45
 Mar. 22, 2010 H..... #6/6 Duke 60, #21/-- Louisiana State 52

LOUISIANA TECH 2-0
Home 0-0 • Away 0-0 • Neutral 2-0
 Dec. 2, 2001 N..... #14/12 Duke 76, #6/5 Louisiana Tech 64
 Mar. 28, 2004 N..... #1/1 Duke 63, #7/5 Louisiana Tech 49

LOUISVILLE 3-6
Home 3-2 • Away 0-3 • Neutral 0-1
 Nov. 24, 1990 N..... Louisville 73, Duke 66
 Mar. 16, 1998 H..... #8/9 Duke 69, Louisville 53
 Feb. 2, 2015 H..... #15/15 Duke 66, #8/8 Louisville 58
 Jan. 10, 2016 A..... Louisville 65, #18/16 Duke 48
 Jan. 2, 2017 H..... #13/17 Duke 58, #8/8 Louisville 55
 Jan. 4, 2018 A..... #3/4 Louisville 66, #17/18 Duke 60
 Jan. 6, 2019 H..... #3/3 Louisville 73, Duke 51
 Jan. 5, 2020 A..... #7/7 Louisville 60, Duke 55
 Dec. 9, 2020 H..... #2/2 Louisville 73, Duke 49

LOYOLA (MARYLAND) 3-0
Home 2-0 • Away 1-0 • Neutral 0-0
 Feb. 5, 1992 H..... Duke 109, Loyola 59
 Jan. 6, 1993 H..... Duke 61, Loyola 52

Nov. 29, 1993..... A..... Duke 76, Loyola 37

LOYOLA MARYMOUNT..... 1-0
Home 0-0 • Away 1-0 • Neutral 0-0
 Dec. 29, 2003..... A..... #4/4 Duke 81, Loyola Marymount 53

MAINE..... 4-0
Home 2-0 • Away 2-0 • Neutral 0-0
 Nov. 16, 2008..... H..... #8/8 Duke 98, Maine 31
 Dec. 21, 2009..... A..... #8/8 Duke 75, Maine 34
 Dec. 19, 2017..... H..... #14/15 Duke 69, Maine 39
 Nov. 15, 2018..... A..... Duke 66, Maine 63

MANHATTAN..... 5-1
Home 4-0 • Away 1-1 • Neutral 0-0
 Jan. 8, 1981..... H..... Duke 74, Manhattan 54
 Jan. 6, 1983..... A..... Manhattan 69, Duke 64
 Mar. 11, 1987..... H..... Duke 70, Manhattan 55
 Jan. 1, 1995..... H..... Duke 101, Manhattan 71
 Dec. 20, 1995..... A..... #16/18 Duke 73, Manhattan 61
 Dec. 21, 1996..... H..... #15/14 Duke 85, Manhattan 36

MARIST..... 3-0
Home 3-0 • Away 0-0 • Neutral 0-0
 Nov. 17, 2006..... H..... #6/5 Duke 71, Marist 50
 Mar. 21, 2011..... H..... #6/6 Duke 71, #19/17 Marist 66
 Dec. 2, 2018..... H..... Duke 64, Marist 56

MARQUETTE..... 5-0
Home 3-0 • Away 1-0 • Neutral 1-0
 Nov. 29, 1998..... H..... #20/15 Duke 91, Marquette 60
 Mar. 23, 2004..... H..... #1/1 Duke 76, Marquette 67
 Nov. 27, 2009..... N..... #10/12 Duke 74, Marquette 43
 Nov. 24, 2013..... A..... #2/2 Duke 78, Marquette 61
 Nov. 23, 2015..... H..... #7/7 Duke 83, Marquette 51

MARSHALL..... 0-1
Home 0-1 • Away 0-0 • Neutral 0-0
 Nov. 21, 1981..... H..... Marshall 58, Duke 57

MARS HILL..... 2-0
Home 2-0 • Away 0-0 • Neutral 0-0
 Nov. 27, 1983..... H..... Duke 90, Mars Hill 47
 Nov. 28, 1984..... H..... Duke 93, Mars Hill 60

MARYLAND..... 41-40
Home 23-13 • Away 14-19 • Neutral 4-8
 Jan. 14, 1978..... H..... #7 Maryland 117, Duke 47
 Feb. 9, 1978..... N..... #7 Maryland 103, Duke 39
 Jan. 18, 1979..... H..... #3 Maryland 82, Duke 55
 Jan. 18, 1980..... H..... #15 Maryland 82, Duke 63
 Jan. 10, 1981..... A..... #17 Maryland 85, Duke 68
 Feb. 12, 1981..... N..... #12 Maryland 72, Duke 49
 Jan. 3, 1982..... H..... #12 Maryland 65, Duke 52
 Jan. 18, 1983..... H..... #3 Maryland 72, Duke 49
 Feb. 13, 1983..... A..... #8 Maryland 69, Duke 68
 Dec. 10, 1983..... A..... #8 Maryland 81, Duke 54
 Feb. 8, 1984..... H..... #17 Maryland 64, Duke 63
 Dec. 8, 1984..... H..... Duke 68, Maryland 58
 Feb. 6, 1985..... A..... Duke 63, Maryland 60
 Dec. 7, 1985..... A..... Maryland 74, Duke 60
 Feb. 22, 1986..... H..... Maryland 72, #18/21 Duke 67
 Dec. 12, 1986..... A..... #16/17 Maryland 65, Duke 64
 Jan. 17, 1987..... H..... #11/11 Duke 70, #-/22 Maryland 63
 Feb. 28, 1987..... N..... Maryland 64, Duke 62
 Jan. 9, 1988..... A..... #15/14 Maryland 83, #9/8 Duke 73
 Feb. 13, 1988..... H..... Duke 81, #11/12 Maryland 73

Jan. 14, 1989..... H..... #8/8 Maryland 87, #-/23 Duke 86
 Feb. 4, 1989..... A..... #6/4 Maryland 100, Duke 64
 Jan. 5, 1990..... A..... Maryland 68, Duke 60
 Feb. 18, 1990..... H..... Maryland 62, Duke 58
 Jan. 21, 1991..... H..... Maryland 74, Duke 63
 Feb. 1, 1991..... A..... Duke 45, Maryland 44
 Jan. 24, 1992..... H..... #1/1 Maryland 80, Duke 54
 Feb. 22, 1992..... A..... #4/5 Maryland 74, Duke 69
 Jan. 16, 1993..... H..... #3/9 Maryland 82, Duke 51
 Feb. 5, 1993..... A..... #7/9 Maryland 71, Duke 90
 Feb. 5, 1994..... A..... Maryland 67, Duke 50
 Feb. 18, 1994..... H..... Duke 62, Maryland 60
 Mar. 5, 1994..... N..... Maryland 60, Duke 45
 Jan. 8, 1995..... A..... Duke 80, Maryland 62
 Feb. 7, 1995..... H..... #21/ 25 Duke 67, Maryland 53
 Jan. 11, 1996..... H..... #16/16 Duke 57, Maryland 53
 Feb. 5, 1996..... A..... Maryland 63, #14/11 Duke 52
 Jan. 12, 1997..... A..... Maryland 68, #14/14 Duke 64
 Feb. 9, 1997..... H..... #20/20 Duke 66, Maryland 57
 Feb. 28, 1997..... N..... #25/22 Duke 60, Maryland 52 (OT)
 Dec. 22, 1997..... H..... #23/18 Duke 65, Maryland 48
 Jan. 30, 1998..... A..... Maryland 54, #13/15 Duke 53
 Jan. 2, 1999..... A..... #17/19 Duke 90, Maryland 61
 Feb. 1, 1999..... H..... #9/11 Duke 72, Maryland 54
 Jan. 3, 2000..... A..... #15/11 Duke 79, Maryland 61
 Feb. 3, 2000..... H..... Maryland 63, #12/10 Duke 62
 Jan. 14, 2001..... A..... #5/5 Duke 75, Maryland 64
 Feb. 15, 2001..... H..... #4/4 Duke 75, Maryland 54
 Jan. 2, 2002..... H..... #11/10 Duke 90, Maryland 74
 Feb. 2, 2002..... A..... #5/5 Duke 66, Maryland 55
 Jan. 23, 2003..... H..... #1/1 Duke 101, Maryland 52
 Feb. 24, 2003..... A..... #2/2 Duke 97, Maryland 55
 Jan. 22, 2004..... H..... #1/1 Duke 78, Maryland 48
 Feb. 22, 2004..... A..... #4/4 Duke 72, Maryland 59
 Mar. 7, 2004..... N..... #1/1 Duke 70, Maryland 63
 Jan. 27, 2005..... H..... #3/4 Duke 60, #20/22 Maryland 57
 Feb. 13, 2005..... A..... #3/4 Duke 60, #19/21 Maryland 49
 Mar. 6, 2005..... N..... #6/6 Duke 74, #25/- Maryland 44
 Jan. 8, 2006..... A..... #2/2 Duke 86, #6/6 Maryland 68
 Feb. 13, 2006..... H..... #1/2 Duke 90, #4/6 Maryland 80
 Mar. 4, 2006..... N..... #4/4 Maryland 78, #2/2 Duke 70
 Apr. 4, 2006..... N..... #3/3 Maryland 78 (OT), #4/4 Duke 75
 Jan. 12, 2007..... H..... #3/3 Duke 81, #1/1 Maryland 62
 Feb. 18, 2007..... A..... #1/1 Duke 69, #6/6 Maryland 57
 Jan. 14, 2008..... A..... #4/4 Maryland 85, #10/13 Duke 70
 Feb. 17, 2008..... H..... #4/5 Maryland 76, #12/12 Duke 69
 Mar. 8, 2008..... N..... #12/11 Duke 74, # 5/4 Maryland 63
 Jan. 12, 2009..... H..... #5/10 Duke 68, #14/15 Maryland 65
 Feb. 22, 2009..... A..... #9/7 Maryland 77, #7 Duke 59
 Mar. 8, 2009..... N..... #4/4 Maryland 92, Duke 89 (OT)
 Jan. 24, 2010..... A..... #6/7 Duke 58, Maryland 57
 Feb. 21, 2010..... H..... #8/7 Duke 71, Maryland 59
 Mar. 5, 2010..... N..... #9/8 Duke 66, Maryland 64
 Jan. 6, 2011..... H..... #3/3 Duke 71, #14/15 Maryland 64
 Feb. 17, 2011..... A..... #16/17 Maryland 69, #7/7 Duke 47
 Jan. 22, 2012..... H..... #5/5 Duke 80, #8/7 Maryland 72
 Feb. 19, 2012..... A..... #8/7 Maryland 63, #5/5 Duke 61
 Feb. 11, 2013..... H..... #5/4 Duke 71, #7/7 Maryland 56
 Feb. 24, 2013..... A..... #5/4 Duke 75, #8/8 Maryland 59
 Feb. 17, 2014..... H..... #7/7 Duke 84, #8/9 Maryland 63
 Mar. 28, 2015..... N..... #4/3 Maryland 65, #16/16 Duke 55

MARYLAND-EASTERN SHORE..... 1-0
Home 1-0 • Away 0-0 • Neutral 0-0
 Nov. 23, 1985..... H..... Duke 85, Md-Eastern Shore 58

UMASS..... 1-0
Home 1-0 • Away 0-0 • Neutral 0-0
 Dec. 14, 2015..... H..... #13/11 Duke 70, UMass 46

UMASS-LOWELL..... 1-0
Home 1-0 • Away 0-0 • Neutral 0-0
 Dec. 19, 2014..... H..... #13/13 Duke 95, UMass Lowell 48

MEREDITH..... 3-1
Home 2-0 • Away 1-1 • Neutral 0-0
 Jan. 24, 1974..... A..... Meredith 62, Duke 33
 Feb. 5, 1974..... H..... Duke 59, Meredith 50
 Dec. 6, 1974..... H..... Duke def. Meredith
 Feb. 13, 1975..... A..... Duke def. Meredith

MIAMI (Fla.)..... 15-4
Home 8-1 • Away 6-3 • Neutral 1-0
 Feb. 3, 2005..... A..... #3/4 Duke 72, Miami 63
 Feb. 24, 2005..... H..... #2/3 Duke 95, Miami 61
 Feb. 19, 2006..... A..... #1/1 Duke 99, Miami 93 (2OT)
 Jan. 3, 2007..... H..... #3/3 Duke 72, Miami 42
 Jan. 5, 2008..... A..... #5/11 Duke 84, Miami 72
 Jan. 9, 2009..... H..... Duke 73, Miami 58
 Jan. 14, 2010..... A..... #7/7 Duke 69, #25/-Miami 62
 Feb. 3, 2011..... H..... #3/5 Duke 82, #18/21 Miami 58
 Feb. 24, 2012..... H..... #7/7 Duke 74, #5/5 Miami 64
 Jan. 31, 2013..... H..... #5/4 Duke 82, Miami 43
 Feb. 28, 2013..... A..... Miami 69, #5/4 Duke 65
 Jan. 30, 2014..... A..... #3/3 Duke 76, Miami 75
 Jan. 18, 2015..... H..... #14/14 Duke 68, Miami 53
 Feb. 7, 2016..... A..... #16/20 Miami 61, Duke 53
 Feb. 19, 2017..... H..... #13/14 Duke 83, #16/17 Miami 70
 Mar. 4, 2017..... N..... Duke 57, #16/16 Miami 52
 Dec. 31, 2017..... A..... Miami 51, #14/15 Duke 48
 Jan. 17, 2019..... H..... Miami 58, Duke 50
 Feb. 9, 2020..... A..... Duke 74, Miami 55

MIAMI (OHIO)..... 1-0
Home 1-0 • Away 0-0 • Neutral 0-0
 Dec. 5, 1993..... H..... Duke 98, Miami (Ohio) 54

MICHIGAN..... 4-0
Home 2-0 • Away 2-0 • Neutral 0-0
 Dec. 7, 1997..... H..... #15/17 Duke 64, Michigan 63
 Nov. 25, 2006..... A..... #5/5 Duke 92, Michigan 47
 Dec. 7, 2008..... H..... #12/14 Duke 60, Michigan 45
 Nov. 28, 2012..... A..... #4/4 Duke 71, Michigan 54

MICHIGAN STATE..... 2-1
Home 1-0 • Away 0-1 • Neutral 1-0
 Dec. 4, 1995..... H..... Duke 67, Michigan State 52
 Mar. 26, 2006..... N..... #4/4 Duke 86, #16/17 Michigan State 61
 Mar. 24, 2009..... A..... Michigan State 63, #6/14 Duke 49

MIDDLE TENNESSEE ST..... 1-0
Home 1-0 • Away 0-0 • Neutral 0-0
 Mar. 14, 1998..... H..... #8/9 Duke 92, Mid Tennessee State 67

MINNESOTA..... 1-1
Home 1-0 • Away 0-0 • Neutral 0-1
 Mar. 30, 2004..... N..... #24/20 Minnesota 82, #1/1 Duke 75
 Dec. 03, 2015..... H..... #14/13 Duke 84, Minnesota, 64

MISSISSIPPI STATE 2-0
Home 1-0 • Away 0-0 • Neutral 1-0
 Nov. 25, 1995.....N..... #22/19 Duke 72, Mississippi State 67
 Mar. 22, 2015.....H..... #16/16 Duke 64, #12/14 Mississippi State 56

MISSOURI 0-1
Home 0-0 • Away 0-0 • Neutral 0-1
 Nov. 25, 2018.....N..... #21/18 Missouri 62, Duke 54

MISSOURI STATE 0-1
Home 0-0 • Away 0-0 • Neutral 0-1
 Mar. 24, 2001.....N..... #15/15 Missouri State 81, #5/5 Duke 71

MONMOUTH..... 1-0
Home 1-0 • Away 0-0 • Neutral 0-0
 Dec. 30, 2012.....H..... #4/4 Duke 73, Monmouth 32

MONTANA 1-0
Home 0-0 • Away 0-0 • Neutral 1-0
 Nov. 26, 1994.....N..... Duke 89, Montana 49

MORGAN STATE 1-0
Home 1-0 • Away 0-0 • Neutral 0-0
 Nov. 26, 1993.....H..... Duke 116, Morgan State 63

MURRAY STATE 1-0
Home 0-0 • Away 0-0 • Neutral 1-0
 Mar. 23, 2008.....N..... #9/10 Duke 78, Murray State 57

NEBRASKA..... 1-2
Home 0-0 • Away 0-2 • Neutral 1-0
 Mar. 31, 2013.....N..... #5/5 Duke 53, #24/25 Nebraska 45
 Dec. 3, 2014.....A..... #12/15 Nebraska 60, #9/8 Duke 54
 Dec. 4, 2019.....A..... Nebraska 83, Duke 79

NEW HAMPSHIRE 1-0
Home 1-0 • Away 0-0 • Neutral 0-0
 Dec. 1, 1989.....H..... Duke 82, New Hampshire 47

NORFOLK STATE 1-0
Home 1-0 • Away 0-0 • Neutral 0-0
 Mar. 15, 2002.....H..... #3/3 Duke 95, Norfolk State 48

NORTHEASTERN 2-0
Home 2-0 • Away 0-0 • Neutral 0-0
 Dec. 4, 1992.....H..... Duke 64, Northeastern 53
 Nov. 11, 2006.....H..... #6/6 Duke 102, Northeastern 49

NORTHWESTERN 0-2
Home 0-1 • Away 0-1 • Neutral 0-0
 Nov. 11, 2018.....A..... Northwestern 84, #21/20 Duke 58
 Nov. 17, 2019.....H..... Northwestern 63, Duke 42

NORTHWESTERN STATE 2-1
Home 1-0 • Away 1-0 • Neutral 0-1
 Mar. 21, 1986.....N..... Northwestern State 89, Duke 88
 Dec. 20, 2003.....A..... #3/4 Duke 105, Northwestern State 53
 Mar. 21, 2004.....H..... #1/1 Duke 103, Northwestern State 51

NORTH CAROLINA 52-53
Home 29-15 • Away 16-31 • Neutral 7-7
 Jan. 18, 1973.....H..... Duke def. North Carolina
 Feb. 1, 1973.....A..... North Carolina def. Duke
 Feb. 23, 1973.....A..... North Carolina def. Duke
 Jan. 31, 1975.....A..... North Carolina 70, Duke 33
 Jan. 13, 1976.....A..... North Carolina 85, Duke 53
 Jan. 24, 1978.....A..... North Carolina 87, Duke 68

Feb. 24, 1978.....H..... North Carolina 80, Duke 72
 Dec. 7, 1978.....H..... North Carolina 82, Duke 65
 Feb. 20, 1979.....A..... North Carolina 69, Duke 54
 Dec. 6, 1979.....A..... North Carolina 91, Duke 58
 Feb. 8, 1980.....N..... North Carolina 85, Duke 63
 Feb. 14, 1980.....H..... Duke 66, North Carolina 61
 Feb. 22, 1980.....N..... North Carolina 83, Duke 59
 Jan. 29, 1981.....H..... North Carolina 77, Duke 65
 Feb. 18, 1981.....A..... North Carolina 77, Duke 47
 Dec. 3, 1981.....H..... North Carolina 73, Duke 47
 Jan. 19, 1982.....A..... North Carolina 93, Duke 59
 Jan. 11, 1983.....H..... #20 North Carolina 84, Duke 68
 Feb. 17, 1983.....A..... #20 North Carolina 82, Duke 65
 Jan. 11, 1984.....A..... North Carolina 72, Duke 63
 Feb. 16, 1984.....H..... Duke 80, #16 North Carolina 67
 Jan. 8, 1985.....H..... Duke 63, #19/18 North Carolina 62
 Feb. 12, 1985.....A..... #13/13 North Carolina 88, Duke 68
 Jan. 7, 1986.....H..... Duke 79, #19/18 North Carolina 78
 Feb. 12, 1986.....A..... #18/ - Duke 86, #13/13 North Carolina 79
 Jan. 7, 1987.....A..... North Carolina 76, #-/25 Duke 68
 Feb. 23, 1987.....H..... North Carolina 83, Duke 67
 Jan. 27, 1988.....H..... North Carolina 66, #17/17 Duke 55
 Feb. 20, 1988.....A..... North Carolina 68, Duke 64
 Jan. 10, 1989.....A..... #-/23 North Carolina 93, Duke 92 (OT)
 Feb. 15, 1989.....H..... Duke 74, North Carolina 72
 Jan. 20, 1990.....H..... Duke 90, North Carolina 88
 Feb. 21, 1990.....A..... North Carolina 58, Duke 56
 Jan. 15, 1991.....H..... Duke 78, North Carolina 72
 Feb. 19, 1991.....A..... Duke 59, North Carolina 54
 Jan. 15, 1992.....A..... North Carolina 58, Duke 54
 Feb. 12, 1992.....H..... #24/24 North Carolina 69, Duke 64
 Jan. 19, 1993.....A..... #20/20 North Carolina 66, Duke 54
 Feb. 23, 1993.....H..... #18/18 North Carolina 84, Duke 63
 Jan. 19, 1994.....H..... #7/7 North Carolina 79, Duke 68
 Feb. 22, 1994.....A..... #5/5 North Carolina 70, Duke 58
 Jan. 25, 1995.....H..... #21/-- Duke 74, #3/3 North Carolina 72
 Feb. 25, 1995.....A..... #12/12 North Carolina 82, #19/22 Duke 57
 Mar. 5, 1995.....N..... #12/12 North Carolina 95, #22/25 Duke 70
 Jan. 24, 1996.....A..... #12/13 Duke 86, North Carolina 85
 Feb. 23, 1996.....H..... #12/12 Duke 61, North Carolina 58
 Jan. 18, 1997.....H..... #10/10 North Carolina 87, #19/18 Duke 73
 Feb. 21, 1997.....A..... #4/5 North Carolina 81, #22/19 Duke 61
 Mar. 1, 1997.....N..... #5/6 North Carolina 66, #25/22 Duke 55
 Jan. 12, 1998.....A..... #8/7 North Carolina 83, #25/23 Duke 74
 Feb. 12, 1998.....H..... #13/14 Duke 83, #5/5 North Carolina 70
 Feb. 28, 1998.....N..... #9/10 North Carolina 56, #8/10 Duke 52
 Jan. 22, 1999.....A..... #11/15 Duke 93, #7/6 North Carolina 71
 Feb. 21, 1999.....H..... #8/9 Duke 88, #13/12 North Carolina 78
 Jan. 27, 2000.....H..... #9/8 Duke 101, North Carolina 58
 Feb. 27, 2000.....A..... North Carolina 73, #9/9 Duke 64
 Mar. 6, 2000.....N..... #11/9 Duke 79, North Carolina 76
 Jan. 25, 2001.....A..... #4/4 Duke 92, North Carolina 85 (OT)
 Feb. 26, 2001.....H..... #4/4 Duke 72, North Carolina 67
 Jan. 24, 2002.....H..... #5/6 Duke 102, #21/20 North Carolina 82
 Feb. 24, 2002.....A..... #4/4 Duke 90, #19/20 North Carolina 75
 Mar. 4, 2002.....N..... #3/3 Duke 87, #16/19 North Carolina 80
 Jan. 20, 2003.....A..... #1/1 Duke 78, #8/10 North Carolina 67 (OT)
 Feb. 20, 2003.....H..... #2/2 Duke 97, #6/6 North Carolina 63
 Mar. 10, 2003.....N..... #2/2 Duke 77, #11/9 North Carolina 59
 Jan. 11, 2004.....H..... #1/2 Duke 79, #13/13 North Carolina 57
 Feb. 14, 2004.....A..... #4/4 Duke 89, #15/14 North Carolina 79
 Mar. 8, 2004.....N..... #1/2 Duke 63, #9/10 North Carolina 47
 Jan. 24, 2005.....A..... #12/16 North Carolina 56, #1/4 Duke 51
 Feb. 27, 2005.....H..... #8/4 North Carolina 77, #2/3 Duke 67
 Mar. 7, 2005.....N..... #4/3 North Carolina 88, #6/6 Duke 68
 Jan. 29, 2006.....H..... #3/2 North Carolina 74, #2/1 Duke 70
 Feb. 25, 2006.....A..... #2/2 North Carolina 77, #1/1 Duke 65

Feb. 8, 2007.....A..... #1/1 Duke 64, #2/2 North Carolina 53
 Feb. 25, 2007.....H..... #1/1 Duke 67, #4/4 North Carolina 62
 Feb. 4, 2008.....H..... #3/3 North Carolina 93, #11/11 Duke 76
 Mar. 2, 2008.....A..... #2/2 North Carolina 82, #12/11 Duke 51
 Mar. 9, 2008.....N..... #2/2 North Carolina 86, #12/11 Duke 73
 Feb. 9, 2009.....A..... #8/9 North Carolina 75, #4/7 Duke 60
 Mar. 1, 2009.....H..... #10/11 Duke 81, #9/10 N. Carolina 79 (OT)
 Feb. 8, 2010.....H..... #8/6 Duke 79, #18/15 North Carolina 51
 Feb. 28, 2010.....A..... #6/6 North Carolina 64, Duke 54
 Feb. 7, 2011.....A..... #13/12 North Carolina 62, #5/5 Duke 60
 Feb. 27, 2011.....H..... #9/9 Duke 66, #13/16 North Carolina 58
 Mar. 6, 2011.....N..... #8/7 Duke 81, #19/19 North Carolina 66
 Feb. 6, 2012.....H..... #5/6 Duke 96, #22/24 North Carolina 56
 Feb. 26, 2012.....A..... #7/7 Duke 69, North Carolina 63
 Feb. 3, 2013.....A..... #5/4 Duke 84, #11/18 North Carolina 63
 Mar. 3, 2013.....H..... #5/4 Duke 65, #15/17 North Carolina 58
 Mar. 10, 2013.....N..... #6/6 Duke 92, #15/17 North Carolina 73
 Feb. 10, 2014.....H..... #17/11 North Carolina 89, #3/5 Duke 78
 Mar. 2, 2014.....A..... #14/11 North Carolina 64, #7/8 Duke 60
 Mar. 8, 2014.....N..... #7/8 Duke 66, #13/12 North Carolina 61
 Jan. 25, 2015.....A..... #15/13 Duke 74, #12/11 North Carolina 67(OT)
 Mar. 1, 2015.....H..... #16/17 Duke 81, #15/11 UNC 80
 Jan. 24, 2016.....H..... Duke 71, UNC 55
 Feb. 28, 2016.....A..... Duke 93, UNC 57
 Jan. 12, 2017.....H..... #12/15 Duke 70, UNC 58
 Feb. 26, 2017.....A..... Duke 95, UNC 71
 Jan. 21, 2018.....H..... UNC 92, #15/15 Duke 86
 Feb. 25, 2018.....H..... #20/16 Duke 70, UNC 54
 Feb. 7, 2019.....A..... Duke 85, UNC 69
 Mar. 3, 2019.....H..... Duke 62, UNC 44
 Feb. 6, 2020.....H..... Duke 71, UNC 61
 Mar. 1, 2020.....A..... Duke 73, UNC 54

N.C. A&T..... 2-0
Home 2-0 • Away 0-0 • Neutral 0-0
 Feb. 27, 1984.....H..... Duke 78, N.C. A&T 39
 Jan. 2, 2015.....H..... #10/12 Duke 87, N.C. A&T 36

N.C. CENTRAL..... 5-3
Home 5-2 • Away 0-1 • Neutral 0-0
 Jan. 15, 1976.....H..... N.C. Central 64, Duke 36
 Jan. 26, 1976.....H..... N.C. Central 44, Duke 43
 Feb. 12, 1977.....A..... N.C. Central 52, Duke 47
 Feb. 16, 1977.....H..... Duke 58, N.C. Central 53
 Nov. 26, 1983.....H..... Duke 103, N.C. Central 60
 Nov. 20, 1984.....H..... Duke 109, N.C. Central 53
 Jan. 3, 2008.....H..... #12/13 Duke 82, N.C. Central 29
 Dec. 28, 2009.....H..... #8/11 Duke 117, N.C. Central 28

N.C. STATE 37-47
Home 19-17 • Away 14-23 • Neutral 4-7
 Feb. 15, 1974.....A..... N.C. State 64, Duke 44
 Feb. 20, 1975.....N..... N.C. State 69, Duke 66
 Jan. 29, 1976.....H..... #14 N.C. State 67, Duke 37
 Feb. 19, 1976.....A..... #9 N.C. State 78, Duke 35
 Feb. 1, 1977.....H..... #14 N.C. State 87, Duke 35
 Jan. 19, 1978.....A..... #2 N.C. State 125, Duke 43
 Feb. 2, 1978.....H..... #2 N.C. State 86, Duke 36
 Jan. 20, 1979.....H..... #7 N.C. State 99, Duke 44
 Nov. 29, 1979.....A..... #5 N.C. State 86, Duke 55
 Dec. 4, 1980.....H..... #10 N.C. State 96, Duke 78
 Dec. 8, 1981.....H..... #9 N.C. State 70, Duke 53
 Feb. 10, 1982.....A..... #8 N.C. State 81, Duke 61
 Feb. 26, 1982.....A..... #9 N.C. State 69, Duke 55
 Jan. 26, 1983.....A..... #20 N.C. State 71, Duke 55
 Feb. 22, 1983.....H..... #16 N.C. State 102, Duke 81
 Jan. 24, 1984.....H..... #20 N.C. State 86, Duke 62

Feb. 21, 1984.....A.....Duke 74, #15 N.C. State 73 (OT)
 Mar. 2, 1984.....N.....#16 N.C. State 81, Duke 68
 Jan. 22, 1985.....A.....N.C. State 68, Duke 62
 Feb. 19, 1985.....H.....#15/15 N.C. State 73, Duke 72
 Mar. 2, 1985.....N.....#14/14 N.C. State 89, Duke 57
 Jan. 21, 1986.....H.....#20/- Duke 70, #19/19 N.C. State 66
 Feb. 5, 1986.....A.....N.C. State 102, #17/25 Duke 86
 Jan. 21, 1987.....H.....#14/14 N.C. State 86, Duke 79
 Feb. 3, 1987.....A.....Duke 76, #13/15 N.C. State 69
 Jan. 19, 1988.....A.....N.C. State 97, #13/9 Duke 85
 Feb. 24, 1988.....H.....Duke 68, N.C. State 66
 Jan. 17, 1989.....H.....#16/14 N.C. State 75, #-/23 Duke 68
 Feb. 21, 1989.....A.....#15/14 N.C. State 92, Duke 78
 Mar. 4, 1989.....N.....#14/14 N.C. State 89, Duke 50
 Jan. 10, 1990.....H.....#8/11 N.C. State 103, Duke 87
 Feb. 7, 1990.....A.....#11/11 N.C. State 80, Duke 61
 Jan. 9, 1991.....A.....#3/4 N.C. State 96, Duke 84
 Feb. 6, 1991.....H.....#3/4 N.C. State 98, Duke 63
 Jan. 7, 1992.....A.....Duke 73, #12/11 N.C. State 69
 Feb. 18, 1992.....H.....N.C. State 87, Duke 67
 Jan. 13, 1993.....A.....N.C. State 77, Duke 60
 Feb. 9, 1993.....H.....Duke 82 N.C. State 65
 Dec. 31, 1993.....H.....Duke 69, N.C. State 66
 Jan. 12, 1994.....A.....N.C. State 71, Duke 70
 Jan. 4, 1995.....H.....Duke 91, N.C. State 70
 Feb. 5, 1995.....A.....N.C. State 71, #14/21 Duke 55
 Jan. 4, 1996.....A.....#13/15 N.C. State 75, #15/14 Duke 73
 Feb. 2, 1996.....H.....#14/17 N.C. State 80, #12/11 Duke 74
 Mar. 2, 1996.....N.....#12/12 Duke 79, #19/23 N.C. State 62
 Jan. 15, 1997.....A.....#15/13 N.C. State 86, #19/18 Duke 73
 Feb. 12, 1997.....H.....#18/17 Duke 96, N.C. State 95 (OT)
 Jan. 19, 1998.....A.....#24/23 Duke 75, #8/7 N.C. State 61
 Feb. 19, 1998.....H.....#11/13 Duke 65, #10/8 N.C. State 62
 Jan. 17, 1999.....A.....#12/16 Duke 67, N.C. State 62
 Feb. 18, 1999.....H.....#8/9 Duke 75, N.C. State 67
 Jan. 20, 2000.....A.....#6/5 N.C. State 80, #9/8 Duke 75 (OT)
 Feb. 17, 2000.....H.....#14/12 Duke 70, #7/7 N.C. State 64
 Jan. 18, 2001.....H.....#5/5 Duke 62, #22/19 N.C. State 59
 Feb. 18, 2001.....A.....#24/21 N.C. State 69, #4/4 Duke 55
 Mar. 5, 2001.....N.....#5/5 Duke 57, #21/20 N.C. State 45
 Jan. 13, 2002.....A.....#7/7 Duke 73, N.C. State 68
 Feb. 18, 2002.....H.....#5/5 Duke 81, N.C. State 54
 Jan. 29, 2003.....A.....Duke 54, N.C. State 44
 Mar. 2, 2003.....H.....#2/2 Duke 86, N.C. State 60
 Jan. 30, 2004.....H.....#2/2 Duke 75, N.C. State 56
 Mar. 1, 2004.....A.....#2/3 Duke 90, N.C. State 57
 Jan. 30, 2005.....A.....#1/4 Duke 52, #25/- N.C. State 49
 Jan. 19, 2006.....H.....#2/2 Duke 77, N.C. State 57
 Jan. 18, 2007.....A.....#1/1 Duke 65, N.C. State 51
 Mar. 3, 2007.....N.....#24/25 N.C. State 70, #1/1 Duke 65
 Jan. 20, 2008.....H.....#10/12 Duke 71, N.C. State 57
 Jan. 19, 2009.....A.....#4/10 Duke 61, N.C. State 58 (OT)
 Feb. 11, 2010.....H.....#8/7 Duke 70, N.C. State 39
 Mar. 7, 2010.....N.....#9/8 Duke 70, N.C. State 60
 Jan. 23, 2011.....A.....#3/3 Duke 65, N.C. State 64
 Jan. 8, 2012.....H.....#7/6 Duke 83, N.C. State 59
 Mar. 2, 2012.....N.....N.C. State 75, #5/5 Duke 73
 Jan. 3, 2013.....A.....#3/4 Duke 67, N.C. State 57
 Mar. 8, 2013.....N.....#6/6 Duke 79, N.C. State 65
 Feb. 20, 2014.....H.....#7/7 Duke 83, #14/16 N.C. State 70
 Feb. 22, 2015.....A.....NC State 72, #10/12 Duke 59
 Jan. 14, 2016.....H.....NC State 65, #22/19 Duke 62
 Jan. 15, 2017.....A.....#23/22 NC State 55, #12/15 Duke 52
 Jan. 7, 2018.....H.....#17/18 Duke 69, NC State 56
 Mar. 2, 2018.....N.....#21/22 NC State 51, #20/18 Duke, 45
 Jan. 3, 2019.....A.....#9/9 NC State 63, Duke 51
 Feb. 2, 2020.....H.....#7/7 NC State 63, Duke 60

Feb. 24, 2020.....A.....Duke 70, #8/10 NC State 65

UNC ASHEVILLE 9-0
Home 6-0 • Away 3-0 • Neutral 0-0
 Dec. 8, 1979.....H.....Duke 101, UNC Asheville 53
 Jan. 31, 1981.....H.....Duke 85, UNC Asheville 54
 Feb. 13, 1982.....A.....Duke 60, UNC Asheville 45
 Feb. 17, 1986.....H.....#18/- Duke 95, UNC Asheville 41
 Dec. 11, 1991.....H.....Duke 100, UNC Asheville 42
 Nov. 30, 1994.....H.....Duke 114, UNC Asheville 57
 Nov. 29, 1995.....A.....#19/20 Duke 95, UNC Asheville 57
 Nov. 23, 1996.....H.....#17/18 Duke 90, UNC Asheville 52
 Dec. 19, 1998.....H.....#17/19 Duke 94, UNC Asheville 27

UNC GREENSBORO 11-2
Home 7-1 • Away 4-1 • Neutral 0-0
 Dec. 1, 1977.....H.....UNC Greensboro 82, Duke 57
 Jan. 26, 1978.....A.....UNC Greensboro 81, Duke 63
 Jan. 16, 1979.....A.....Duke 65, UNC Greensboro 51
 Jan. 31, 1979.....H.....Duke 64, UNC Greensboro 52
 Feb. 11, 1980.....A.....Duke 82, UNC Greensboro 74
 Dec. 14, 1991.....H.....Duke 87, UNC Greensboro 76
 Dec. 11, 1992.....A.....Duke 80, UNC Greensboro 76
 Nov. 24, 1996.....A.....#17/18 Duke 98, UNC Greensboro 68
 Nov. 19, 1997.....H.....Duke 78, UNC Greensboro 51
 Nov. 15, 1999.....H.....#21/22 Duke 72, UNC Greensboro 47
 Dec. 16, 2001.....H.....#8/8 Duke 90, UNC Greensboro 58
 Nov. 18, 2007.....H.....#10/9 Duke 84, UNC Greensboro 39
 Dec. 7, 2017.....H.....#14/14 Duke 85, UNC Greensboro 54

UNC PEMBROKE..... 1-0
Home 1-0 • Away 0-0 • Neutral 0-0
H.....Duke 76, UNC Pembroke 40

UNC WILMINGTON..... 10-2
Home 7-0 • Away 2-2 • Neutral 1-0
 Feb. 23, 1974.....N.....Duke 77, UNC Wilmington 45
 Feb. 21, 1975.....A.....Duke 54, UNC Wilmington 38
 Nov. 28, 1978.....H.....Duke 71, UNC Wilmington 61
 Feb. 5, 1980.....A.....UNC Wilmington 68, Duke 67
 Dec. 2, 1980.....H.....Duke 78, UNC Wilmington 77
 Feb. 21, 1982.....A.....Duke 87, UNC Wilmington 59, Duke 57
 Feb. 25, 1984.....H.....UNC Wilmington 69
 Feb. 23, 1985.....A.....Duke 96, UNC Wilmington 86
 Nov. 27, 1991.....H.....Duke 94, UNC Wilmington 37
 Dec. 1, 1992.....H.....Duke 88, UNC Wilmington 52
 Dec. 20, 2011.....H.....#9/9 Duke 107, UNC Wilmington 45
 Dec. 31, 2015.....H.....#12/12 Duke 78, UNC Wilmington 56

NORTH GEORGIA 1-0
Home 0-0 • Away 1-0 • Neutral 0-0
 Feb. 5, 1982.....A.....Duke 74, North Georgia 62

NORTHERN ILLINOIS..... 1-0
Home 1-0 • Away 0-0 • Neutral 0-0
 Feb. 14, 1987.....H.....Duke 85, Northern Illinois 68

NOTRE DAME..... 2-17
Home 2-4 • Away 0-6 • Neutral 0-7
 Mar. 22, 1986.....N.....Notre Dame 74, Duke 67
 Feb. 6, 1988.....H.....Notre Dame 78, #17/19 Duke 66
 Nov. 22, 1997.....H.....Duke 80, Notre Dame 62
 Nov. 21, 1998.....A.....#11/19 Notre Dame 84, #6/4 Duke 57
 Nov. 17, 2004.....A.....#11/11 Notre Dame 76, #6/6 Duke 65
 Nov. 26, 2011.....N.....#4/3 Notre Dame 56, #7/6 Duke 54
 Apr. 2, 2013.....N.....#2/2 Notre Dame 87, #5/5 Duke 76
 Feb. 2, 2014.....H.....#2/2Notre Dame 88, #3/3 Duke 67

Feb. 23, 2014.....A.....#2/2 Notre Dame 81, #7/8 Duke 70
 Mar. 9, 2014.....N.....#2/2 Notre Dame 69, #7/8 Duke 53
 Feb. 16, 2015.....A.....#4/4 Notre Dame 63, #11/11 Duke 50
 Mar. 7, 2015.....N.....#2/2 Notre Dame 55, #16/16 Duke 49
 Feb. 1, 2016.....H.....#3/3 Notre Dame 68, Duke 61
 Mar. 4, 2016.....N.....#2/3 Notre Dame 83, Duke 54
 Jan. 26, 2017.....A.....#8/9 Notre Dame 62, Duke 58
 Mar. 5, 2017.....N.....#3/3 Notre Dame 84, Duke 61
 Feb. 4, 2018.....H.....#5/5 Notre Dame 72, #19/19 Duke 54
 Feb. 21, 2019.....A.....#5/5 Notre Dame 89, Duke 61
 Jan. 16, 2020.....H.....Duke 50, Notre Dame 47

OHIO..... 1-0
Home 1-0 • Away 0-0 • Neutral 0-0
 Dec. 6, 1997.....H.....#15/17 Duke 99, Ohio 59

OHIO STATE 2-0
Home 2-0 • Away 0-0 • Neutral 0-0
 Dec. 3, 2010.....H.....#11/12 Duke 83, #3/3 Ohio State 67
 Nov. 30, 2017.....H.....#14/16 Duke 69, #8/8 Ohio State 60

OKLAHOMA 2-1
Home 1-0 • Away 1-0 • Neutral 0-1
 Mar. 29, 2002.....N.....#2/2 Oklahoma 86, #3/3 Duke 71
 Dec. 8, 2013.....A.....#2/2 Duke 94, #17/15 Oklahoma 85
 Dec. 17, 2014.....H.....#13/13 Duke 92, Oklahoma 72

OKLAHOMA STATE..... 4-0
Home 2-0 • Away 1-0 • Neutral 1-0
 Mar. 16, 1995.....N.....#20/22 Duke 76, Oklahoma State 64
 Nov. 14, 2008.....H.....#8/8 Duke 77, #14/15 Oklahoma State 68
 Dec. 12, 2010.....A.....#5/4 Duke 73, Oklahoma State 45
 Mar. 26, 2013.....H.....#5/5 Duke 68, Oklahoma State 59

OLD DOMINION 11-4
Home 6-1 • Away 3-2 • Neutral 2-1
 Jan. 4, 1987.....H.....Duke 63, Old Dominion 56
 Feb. 10, 1988.....H.....Duke 83, Old Dominion 81
 Jan. 21, 1989.....H.....#-/24 Old Dominion 77, Duke 70
 Dec. 18, 1989.....A.....#23/24 Old Dominion 92, Duke 78
 Jan. 12, 1991.....H.....Duke 70, Old Dominion 62
 Nov. 27, 1994.....A.....Old Dominion 64, Duke 59
 Dec. 7, 1996.....N.....#6/6 Old Dominion 89, #15/16 Duke 77
 Mar. 20, 1999.....N.....#10/11 Duke 76, #5/5 Old Dominion 63
 Nov. 29, 2002.....N.....#1/1 Duke 65, Old Dominion 52
 Nov. 20, 2005.....A.....#1/2 Duke 93, Old Dominion 56
 Nov. 29, 2006.....H.....#5/5 Duke 89, Old Dominion 40
 Jan. 2, 2014.....H.....#3/3 Duke 87, Old Dominion 63
 Nov. 20, 2014.....A.....#7/7 Duke 82, Old Dominion 66
 Nov. 22, 2016.....H.....Duke 92, Old Dominion 64
 Nov. 22, 2017.....A.....#16/17 Duke 84, Old Dominion 51

ORAL ROBERTS 1-0
Home 0-0 • Away 0-0 • Neutral 1-0
 Dec. 19, 2000.....N.....#7/5 Duke 62, Oral Roberts 51

OREGON..... 0-1
Home 0-1 • Away 0-0 • Neutral 0-0
 Mar. 20, 2017.....H.....Oregon 74, #9/9 Duke 65

OREGON STATE..... 1-1
Home 1-0 • Away 0-1 • Neutral 0-0
 Nov. 25, 2017.....H.....#16/17 Duke 72, #18/18 Oregon State 65
 Dec. 20, 2018.....A.....#11/8 Oregon State 71, Duke 57

PACIFIC 1-0

Home 1-0 • Away 0-0 • Neutral 0-0
 Dec. 4, 2004 H #3/3 Duke 86, Pacific 30

PEACE 4-5

Home 2-2 • Away 2-3 • Neutral 0-0
 Jan. 25, 1973 A Peace 59, Duke 43
 Feb. 22, 1973 A Duke 43, Peace 41
 Jan. 21, 1974 A Peace 60, Duke 30
 Feb. 12, 1974 H Peace 46, Duke 36
 Feb. 4, 1975 H Peace def. Duke
 Feb. 25, 1975 A Duke 60, Peace 54
 Dec. 9, 1975 A Peace 81, Duke 48
 Jan. 26, 1979 H Duke 90, Peace 75
 Jan. 28, 1980 H Duke 83, Peace 60

PENN STATE 5-1

Home 3-0 • Away 2-1 • Neutral 0-0
 Nov. 28, 1999 H #-/25 Duke 63, #8/9 Penn State 49
 Nov. 20, 2000 A #3/4 Duke 88, #9/8 Penn State 87
 Nov. 19, 2004 H #6/6 Duke 66, #23/23 Penn State 58
 Nov. 18, 2005 A #1/2 Duke 93, Penn State 67
 Nov. 21, 2006 H #5/5 Duke 70, Penn State 42
 Dec. 2, 2007 A Penn State 86, #11/10 Duke 84

PENNSYLVANIA 4-0

Home 3-0 • Away 1-0 • Neutral 0-0
 Jan. 14, 1984 H Duke 74, Pennsylvania 47
 Nov. 13, 2015 A #14/12 Duke 57, Pennsylvania 50
 Nov. 13, 2016 H Duke 68, Pennsylvania 55
 Nov. 29, 2019 H Duke 66, Pennsylvania 50

PEPPERDINE 2-0

Home 0-0 • Away 1-0 • Neutral 1-0
 Nov. 24, 1995 N #22/19 Duke 108, Pepperdine 70
 Nov. 27, 2016 A Duke 99, Pepperdine 65

PFEIFFER 0-1

Home 0-1 • Away 0-0 • Neutral 0-0
 Dec. 6, 1975 H Pfeiffer 77, Duke 49

PITTSBURGH 12-0

Home 5-0 • Away 4-0 • Neutral 3-0
 Dec. 21, 2006 N #4/4 Duke 72, #22/22 Pittsburgh 51
 Dec. 8, 2007 N #17/15 Duke 51, Pittsburgh 49
 Nov. 24, 2010 A #6/6 Duke 93, Pittsburgh 55
 Dec. 4, 2011 H #7/6 Duke 92, Pittsburgh 43
 Jan. 26, 2014 H #3/3 Duke 111, Pittsburgh 67
 Jan. 29, 2015 H #17/16 Duke 62, Pittsburgh 45
 Jan. 28, 2016 A Duke 70, Pittsburgh 48
 Feb. 12, 2017 H #14/15 Duke 62, Pittsburgh 48
 Jan. 28, 2018 A #18/18 Duke 58, Pittsburgh 46
 Feb. 3, 2019 H Duke 74, Pittsburgh 55
 Mar. 6, 2019 N Duke 86, Pittsburgh 64
 Feb. 13, 2020 A Duke 73, Pittsburgh 56

PRESBYTERIAN 2-0

Home 2-0 • Away 0-0 • Neutral 0-0
 Nov. 17, 2012 H #3/3 Duke 84, Presbyterian 45
 Nov. 26, 2017 H #16/17 Duke 79, Presbyterian 45

PRINCETON 3-0

Home 2-0 • Away 1-0 • Neutral 0-0
 Dec. 22, 1979 A Duke 66, Princeton 61
 Jan. 27, 1986 H #18/- Duke 77, Princeton 35
 Dec. 18, 1994 H Duke 67, Princeton 64

PROVIDENCE 3-1

Home 1-0 • Away 2-0 • Neutral 0-1
 Dec. 29, 1983 N Providence 65, Duke 64
 Dec. 6, 1987 A #18/16 Duke 87, Providence 75
 Dec. 31, 2008 A #6/11 Duke 66, Providence 49
 Jan. 3, 2010 H #8/9 Duke 88, Providence 63

PURDUE 6-3

Home 3-1 • Away 0-1 • Neutral 3-1
 Dec. 30, 1987 N #10/9 Duke 76, Purdue 71
 Dec. 2, 1990 H #9/9 Purdue 69, Duke 58
 Dec. 28, 1991 A #12/11 Purdue 74, Duke 58
 Mar. 28, 1999 N #1/1 Purdue 62, #10/11 Duke 45
 Nov. 23, 2003 N #4/4 Duke 93, #5/6 Purdue 63
 Dec. 18, 2004 N #3/3 Duke 66, #20/18 Purdue 48
 Nov. 22, 2007 N # 9/8 Duke 53, #22/20 Purdue 41
 Dec. 1, 2011 H #8/8 Duke 64, #13/16 Purdue 53
 Dec. 5, 2013 H #2/2 Duke 99, #16/22 Purdue 78

QUINNIPIAC 1-0

Home 1-0 • Away 0-0 • Neutral 0-0
 Dec. 28, 2008 H #6/11 Duke 78, Quinnipiac 50

RADFORD 4-0

Home 2-0 • Away 2-0 • Neutral 0-0
 Dec. 1, 1984 A Duke 83, Radford 64
 Jan. 4, 1986 H Duke 86, Radford 72
 Jan. 3, 1990 H Duke 62, Radford 58
 Jan. 23, 1993 A Duke 59, Radford 58

RHODE ISLAND 1-0

Home 0-0 • Away 0-0 • Neutral 1-0
 Dec. 29, 2004 N #2/2 Duke 89, Rhode Island 63

RICHMOND 6-1

Home 3-0 • Away 3-1 • Neutral 0-0
 Jan. 22, 1983 H Duke 77, Richmond 65
 Jan. 28, 1984 A Duke 81, Richmond 71
 Jan. 29, 1985 H Duke 73, Richmond 46
 Dec. 1, 1985 A Duke 99, Richmond 65
 Feb. 12, 1987 H Duke 68, Richmond 52
 Jan. 31, 1989 A Richmond 87, Duke 70
 Dec. 8, 1996 A #15/16 Duke 89, Richmond 60

RIDER 1-0

Home 0-0 • Away 1-0 • Neutral 0-0
 Dec. 18, 1985 A Duke 79, Rider 36

RUTGERS 4-2

Home 1-0 • Away 2-1 • Neutral 1-1
 Mar. 14, 1987 A #5/6 Rutgers 78, Duke 64
 Dec. 28, 1996 N #13/13 Duke 74, Rutgers 36
 Dec. 4, 2006 A #4/4 Duke 85, #19/17 Rutgers 45
 Mar. 24, 2007 N #15/18 Rutgers 53, #1/1 Duke 52
 Dec. 6, 2007 H #17/15 Duke 49, #4/3 Rutgers 44
 Dec. 1, 2016 A Duke 68, Rutgers 32

SACRAMENTO STATE 1-0

Home 0-0 • Away 0-0 • Neutral 1-0
 Dec. 20, 1999 N #18/15 Duke 81, Sacramento State 45

SAINT AUGUSTINE 0-1

Home 0-1 • Away 0-0 • Neutral 0-0
 Dec. 3, 1975 H Saint Augustine 65, Duke 45

SAINT JOHN'S 5-1

Home 0-0 • Away 2-0 • Neutral 3-1
 Dec. 21, 1979 N St. John's 79, Duke 55
 Dec. 29, 1986 A Duke 80, St. John's 63
 Nov. 26, 1989 N Duke 95, St. John's 63
 Dec. 28, 2005 N #2/2 Duke 105, St. John's 57
 Mar. 24, 2012 N #5/5 Duke 74, #14/14 St. John's 47
 Dec. 9, 2012 A 4/4 Duke 60, #-/25 St. John's 42

SAINT JOSEPH'S 4-1

Home 3-0 • Away 1-1 • Neutral 0-0
 Nov. 21, 1980 A Saint Joseph's 84, Duke 57
 Dec. 29, 1994 A Duke 67, Saint Joseph's 64
 Dec. 1, 1996 H #16/17 Duke 63, Saint Joseph's 46
 Mar. 15, 1999 H #10/11 Duke 66, Saint Joseph's 60
 Dec. 8, 2002 H #1/1 Duke 82, Saint Joseph's 48

SAMFORD 1-0

Home 0-0 • Away 0-0 • Neutral 1-0
 Mar. 18, 2012 N #5/5 Duke 82, Samford 47

SAN DIEGO 2-0

Home 0-0 • Away 1-0 • Neutral 1-0
 Nov. 26, 1988 N Duke 64, San Diego 56
 Dec. 30, 2005 A #2/2 Duke 119, San Diego 52

SAN DIEGO STATE 2-0

Home 1-0 • Away 0-0 • Neutral 1-0
 Jan. 14, 1983 H Duke 82, San Diego State 68
 Mar. 27, 2010 N #6/6 Duke 66, San Diego State 58

SAN FRANCISCO 0-1

Home 0-1 • Away 0-0 • Neutral 0-0
 Mar. 18, 1996 H #13/13 San Francisco 64, Duke 60

SAN JOSE STATE 1-0

Home 0-0 • Away 1-0 • Neutral 0-0
 Dec. 29, 1987 A #10/9 Duke 86, San Jose State 47

SETON HALL 4-2

Home 1-1 • Away 3-0 • Neutral 0-1
 Dec. 30, 1983 N Seton Hall 74, Duke 67
 Dec. 19, 1985 A Duke 88, Seton Hall 66
 Dec. 31, 1989 A Duke 72, Seton Hall 65
 Dec. 7, 1991 H Seton Hall 67, Duke 60
 Dec. 10, 1995 H #17/17 Duke 76, Seton Hall 66
 Dec. 11, 1999 A #20/18 Duke 66, Seton Hall 52

SHAW 0-2

Home 0-1 • Away 0-1 • Neutral 0-0
 Feb. 5, 1977 H Shaw 76, Duke 59
 Feb. 8, 1977 A Shaw 89, Duke 51

SIENA 1-0

Home 0-0 • Away 0-0 • Neutral 1-0
 Dec. 20, 2008 N #8/12 Duke 86, Siena 41

SMU 1-0

Home 0-0 • Away 0-0 • Neutral 1-0
 Dec. 20, 2006 N #4/4 Duke 75, SMU 45

SOUTH ALABAMA 1-0

Home 0-0 • Away 0-0 • Neutral 1-0
 Dec. 21, 1990 N Duke 76, South Alabama 70

SOUTH CAROLINA.....2-5

Home 1-2 • Away 0-3 • Neutral 1-0
 Nov. 25, 2001.....H..... South Carolina 87, #9/7 Duke 81 (OT)
 Mar. 25, 2002.....N..... #3/3 Duke 77, #13/13 South Carolina 68
 Dec. 7, 2014.....H..... #1/2 South Carolina 51, #8/7 Duke 50
 Dec. 6, 2015.....A..... #2/2 South Carolina 66, #14/13 Duke 55
 Dec. 4, 2016.....H..... Duke 74, #3/3 South Carolina 63
 Dec. 3, 2017.....A..... #5/6 South Carolina 72, #14/16 Duke 52
 Dec. 19, 2019.....A..... #5/6 South Carolina 89, Duke 46

SOUTH FLORIDA..... 3-0

Home 1-0 • Away 1-0 • Neutral 1-0
 Dec. 22, 1990.....A..... Duke 78, South Florida 62
 Nov. 14, 2004.....H..... #6/6 Duke 82, South Florida 50
 Nov. 15, 2007.....N..... #10/9 Duke 89, South Florida 52

SOUTHERN.....2-0

Home 0-0 • Away 0-0 • Neutral 2-0
 Mar. 19, 2006.....N..... #4/4 Duke 96, Southern 27
 Nov. 22, 2008.....N..... #6/5 Duke 93, Southern 52

SOUTHERN CALIFORNIA..... 6-0

Home 2-0 • Away 2-0 • Neutral 2-0
 Dec. 5, 1987.....N..... #18/16 Duke 78, Southern California 75
 Mar. 21, 2006.....N..... #4/4 Duke 85, Southern California 51
 Dec. 19, 2008.....A..... #8/12 Duke 97, Southern California 89 (OT)
 Dec. 6, 2009.....H..... #11/12 Duke 78, Southern California 72
 Nov. 15, 2010.....H..... #6/6 Duke 75, Southern California 50
 Dec. 22, 2012.....A..... #4/4 Duke 75, Southern California 60

SOUTHERN ILLINOIS..... 1-0

Home 0-0 • Away 0-0 • Neutral 1-0
 Nov. 29, 1997.....N..... Duke 76, Southern Illinois 54

SOUTHEASTERN LOUISIANA.....1-0

Home 0-0 • Away 1-0 • Neutral 0-0
 Dec. 30, 1988.....A..... #-/23 Duke 82, Southeastern Louisiana 71

ST. MARY'S (N.C.).....3-2

Home 2-0 • Away 1-2 • Neutral 0-0
 Feb. 27, 1973.....A..... Duke 38, St. Mary's 32
 Feb. 6, 1974.....H..... Duke 52, St. Mary's 39
 Feb. 19, 1974.....A..... St. Mary's 42, Duke 36
 Jan. 16, 1975.....H..... Duke def. St. Mary's
 Feb. 18, 1975.....A..... St. Mary's def. Duke

STANFORD.....2-3

Home 1-1 • Away 0-1 • Neutral 1-1
 Dec. 20, 1988.....H..... #6/7 Stanford 91, #19/20 Duke 76
 Nov. 14, 1998.....N..... #4/4 Duke 77, #19/17 Stanford 57
 Dec. 16, 2008.....H..... #8/12 Duke 56, #3/4 Stanford 52
 Dec. 15, 2009.....A..... #2/2 Stanford 71, #7/8 Duke 55
 Mar. 26, 2012.....N..... #2/2 Stanford 81, #5/5 Duke 69

STEPHEN F. AUSTIN..... 2-0

Home 1-0 • Away 0-0 • Neutral 1-0
 Nov. 29, 2003.....H..... #4/4 Duke 119, Stephen F. Austin 53
 Nov. 26, 2004.....N..... #3/3 Duke 84, Stephen F. Austin 29

STETSON.....3-0

Home 1-0 • Away 2-0 • Neutral 0-0
 Jan. 8, 1982.....A..... Duke 79, Stetson 59
 Jan. 25, 1982.....H..... Duke 70, Stetson 44
 Dec. 19, 1984.....A..... Duke 67, Stetson 56

STONY BROOK.....1-0

Home 1-0 • Away 0-0 • Neutral 0-0
 Nov. 28, 2014.....H..... #8/7 Duke 72, Stony Brook 42

SYRACUSE.....6-3

Home 2-1 • Away 2-2 • Neutral 2-0
 Dec. 30, 1995.....N..... #16/16 Duke 84, Syracuse 40
 Jan. 9, 2014.....A..... #3/3 Duke 86, Syracuse 53
 Jan. 8, 2015.....H..... #13/12 Duke 74, #21/21 Syracuse 72
 Jan. 3, 2016.....A..... Syracuse 86, #12/12 Duke 50
 Feb. 10, 2017.....H..... #14/15 Duke 72, #20/19 Syracuse 55
 Mar. 3, 2017.....N..... Duke 68, #21/20 Syracuse 46
 Feb. 15, 2018.....A..... Syracuse 68, #17/16 Duke 65
 Jan. 27, 2019.....H..... #13/14 Syracuse 64, Duke 55
 Jan. 23, 2020.....A..... Duke 88, Syracuse 58

TCU.....2-0

Home 1-0 • Away 1-0 • Neutral 0-0
 Mar. 17, 2002.....H..... #3/3 Duke 76, #-/25 TCU 66
 Dec. 6, 2005.....A..... #2/2 Duke 92, TCU 52

TEMPLE.....7-0

Home 3-0 • Away 1-1 • Neutral 2-0
 Dec. 12, 1998.....H..... #16/15 Duke 112, Temple 34
 Mar. 20, 2007.....N..... #1/1 Duke 62, Temple 52
 Nov. 23, 2007.....N..... #9/8 Duke 64, Temple 53
 Jan. 5, 2009.....H..... #5/11 Duke 87, Temple 52
 Dec. 31, 2009.....A..... #8/9 Duke 70, Temple 62
 Dec. 30, 2010.....H..... #3/3 Duke 71, Temple 64
 Dec. 30, 2011.....A..... #8/7 Duke 65, Temple 54

TENNESSEE..... 6-5

Home 1-2 • Away 3-0 • Neutral 2-3
 Dec. 6, 1998.....N..... #3/3 Tennessee 74, #16/16 Duke 60
 Mar. 22, 1999.....N..... #10/11 Duke 69, #2/2 Tennessee 63
 Dec. 27, 2001.....N..... #2/2 Tennessee 89, #9/9 Duke 68
 Nov. 24, 2002.....N..... #1/1 Duke 76, #2/2 Tennessee 55
 Apr. 6, 2003.....N..... #4/4 Tennessee 66, #2/1 Duke 56
 Jan. 24, 2004.....H..... #2/2 Tennessee 72, #1/1 Duke 69
 Dec. 2, 2004.....A..... #10/9 Duke 59, #4/5 Tennessee 57
 Jan. 23, 2006.....H..... #2/2 Duke 75, #1/1 Tennessee 57
 Jan. 22, 2007.....A..... #1/1 Duke 74, #4/4 Tennessee 70
 Dec. 28, 2008.....H..... #2/2 Tennessee 67, #9/10 Duke 64
 Feb. 16, 2009.....A..... #7/10 Duke 62, #13/18 Tennessee 54

USC UPSTATE.....2-0

Home 2-0 • Away 0-0 • Neutral 0-0
 Dec. 11, 2011.....H..... #6/5 Duke 93, USC Upstate 35
 Nov. 14, 2013.....H..... #2/2 Duke 123, USC Upstate 40

UT MARTIN.....1-0

Home 1-0 • Away 0-0 • Neutral 0-0
 Mar. 19, 2011.....H..... #6/6 Duke 90, UT Martin 45

TEXAS.....3-1

Home 1-0 • Away 1-0 • Neutral 1-1
 Mar. 23, 2002.....N..... #3/3 Duke 62, #14/14 Texas 46
 Nov. 16, 2003.....N..... #3/3 Texas 85, #4/4 Duke 77
 Dec. 4, 2005.....A..... #1/2 Duke 84, #18/16 Texas 70
 Dec. 10, 2006.....H..... #4/4 Duke 80, #22/22 Texas 52

TEXAS A&M.....1-6

Home 1-1 • Away 0-4 • Neutral 0-1
 Nov. 17, 1995.....A..... Texas A&M 83, #17/16 Duke 73
 Mar. 30, 2008.....N..... #8/9 Texas A&M 77, #9/10 Duke 63

Nov. 15, 2009.....A..... #-/16 Texas A&M 95, #6/6 Duke 77
 Dec. 6, 2010.....H..... #5/5 Duke 61, #7/7 Texas A&M 58
 Nov. 30, 2014.....A..... #7/6 Texas A&M 63, #8/7 Duke 59
 Nov. 18, 2015.....H..... #12/12 Texas A&M 72, #14/9 Duke 66
 Nov. 10, 2019.....A..... #6/7 Texas A&M 79, Duke 58

TEXAS-SAN ANTONIO..... 1-0

Home 0-0 • Away 0-0 • Neutral 1-0
 Dec. 7, 1990.....N..... Duke 71, San Antonio 68

TEXAS STATE..... 2-0

Home 0-0 • Away 1-0 • Neutral 1-0
 Dec. 8, 1990.....A..... Duke 68, Texas State 57
 Nov. 28, 2015.....N..... #15/12 Duke 85, Texas State 34

TEXAS TECH.....2-0

Home 1-0 • Away 0-0 • Neutral 1-0
 Nov. 11, 2001.....H..... #5/4 Duke 85, #7/7 Texas Tech 69
 Mar. 31, 2003.....N..... #2/1 Duke 57, #7/8 Texas Tech 51

TOLEDO.....2-1

Home 1-0 • Away 0-1 • Neutral 1-0
 Dec. 2, 1983.....N..... Duke 66, Toledo 59
 Nov. 26, 2000.....H..... #3/3 Duke 71, Toledo 41
 Nov. 18, 2001.....A..... Toledo 71, Duke 65

TROY.....1-0

Home 1-0 • Away 0-0 • Neutral 0-0
 Nov. 24, 2019.....H..... Duke 99, Troy 85

TULANE.....1-0

Home 0-0 • Away 1-0 • Neutral 0-0
 Dec. 29, 1988.....A..... #-/23 Duke 80, Tulane 72

TULSA.....2-0

Home 1-0 • Away 1-0 • Neutral 0-0
 Dec. 21, 2002.....A..... #1/1 Duke 90, Tulsa 36
 Dec. 14, 2003.....H..... #3/4 Duke 90, Tulsa 36

UCLA.....2-1

Home 0-1 • Away 1-0 • Neutral 1-0
 Dec. 20, 1997.....H..... UCLA 93, #17/18 Duke 83
 Dec. 28, 1998.....A..... #17/19 Duke 85, #9/11 UCLA 80
 Nov. 10, 2000.....N..... #5/5 Duke 80, UCLA 52

UNLV.....2-0

Home 1-0 • Away 1-0 • Neutral 0-0
 Dec. 6, 2018.....H..... Duke 66, UNLV 38
 Nov. 14, 2019.....A..... Duke 57, UNLV 45

UTAH.....1-0

Home 0-0 • Away 0-0 • Neutral 1-0
 Mar. 25, 2003.....N..... #2/1 Duke 65, Utah 54

UTAH VALLEY.....1-0

Home 1-0 • Away 0-0 • Neutral 0-0
 Dec. 18, 2007.....H..... #14/15 Duke 95, Utah Valley 61

VALPARAISO.....1-0

Home 1-0 • Away 0-0 • Neutral 0-0
 Nov. 23, 2012.....H..... #4/4 Duke 90, Valparaiso 45

VANDERBILT.....5-3

Home 3-0 • Away 1-2 • Neutral 1-1
 Mar. 13, 1982.....N..... Vanderbilt 75, Duke 57

Nov. 23, 1998..... A..... #20/15 Duke 79, #18/22 Vanderbilt 71
 Nov. 24, 1999..... H..... #--/25 Duke 68, Vanderbilt 59
 Dec. 7, 2006..... H..... #4/4 Duke 69, #11/11 Vanderbilt 48
 Nov. 28, 2007..... A..... #23/18 Vanderbilt 68, #9/10 Duke 55
 Mar. 20, 2012..... N..... #5/5 Duke 96, Vanderbilt 80
 Nov. 21, 2013..... H..... #2/2 Duke 88, Vanderbilt 69
 Nov. 20, 2016..... A..... Vanderbilt 77, Duke 73

VILLANOVA.....2-1

Home 2-0 • Away 1-0 • Neutral 0-0

Nov. 28, 1998..... H..... #20/15 Duke 75, Villanova 47
 Dec. 21, 2016..... H..... #17/18 Duke 68, Villanova 50
 Nov. 19, 2017..... A..... Villanova 64, Duke 55

VIRGINIA.....39-34

Home 19-14 • Away 15-19 • Neutral 5-1

Dec. 5, 1977..... H..... Virginia 74, Duke 57
 Jan. 24, 1979..... A..... Virginia 68, Duke 61
 Nov. 25, 1979..... A..... Virginia 74, Duke 58
 Jan. 23, 1980..... H..... Duke 65, Virginia 63
 Dec. 10, 1980..... A..... Virginia 73, Duke 57
 Jan. 27, 1982..... H..... Duke 80, Virginia 63
 Dec. 30, 1982..... H..... Duke 73, Virginia 63
 Feb. 5, 1983..... A..... Virginia 66, Duke 63
 Nov. 29, 1983..... H..... Virginia 72, Duke 58
 Feb. 4, 1984..... A..... #17 Virginia 82, Duke 55
 Jan. 5, 1985..... H..... #11/-- Virginia 75, Duke 58
 Feb. 2, 1985..... A..... #15/17 Virginia 74, Duke 66
 Jan. 18, 1986..... A..... #4/4 Virginia 90, #20/-- Duke 76
 Feb. 1, 1986..... H..... #3/3 Virginia 81, #18/23 Duke 67
 Jan. 24, 1987..... A..... #6/6 Virginia 71, Duke 43
 Feb. 21, 1987..... H..... Duke 77, #7/9 Virginia 76
 Jan. 23, 1988..... H..... #9/10 Virginia 72, #13/9 Duke 49
 Feb. 27, 1988..... A..... #9/10 Virginia 79, Duke 67
 Jan. 7, 1989..... A..... #13/13 Virginia 78, #20/23 Duke 66
 Feb. 11, 1989..... H..... #14/14 Virginia 99, Duke 81
 Jan. 16, 1990..... H..... Duke 84, #9/12 Virginia 74
 Feb. 10, 1990..... A..... #12/12 Virginia 86, Duke 62
 Jan. 5, 1991..... H..... #1/1 Virginia 92, Duke 56
 Feb. 9, 1991..... A..... #1/1 Virginia 86, Duke 61
 Feb. 1, 1992..... H..... #2/2 Virginia 81, Duke 54
 Feb. 15, 1992..... A..... #2/2 Virginia 93, Duke 48
 Mar. 7, 1992..... N..... #1/1 Virginia 81, Duke 55
 Jan. 9, 1993..... A..... #9/9 Virginia 76, Duke 56
 Feb. 13, 1993..... H..... #14/14 Virginia 97, Duke 61
 Jan. 25, 1994..... H..... #12/12 Virginia 87, Duke 66
 Feb. 12, 1994..... A..... #9/9 Virginia 73, Duke 60
 Jan. 10, 1995..... A..... #9/11 Virginia 78, Duke 62
 Feb. 12, 1995..... H..... #8/9 Virginia 67, #21/25 Duke 61
 Mar. 4, 1995..... N..... #22/25 Duke 83, #6 Virginia 82 (OT)
 Jan. 8, 1996..... H..... #8/5 Virginia 61, #16/14 Duke 60
 Feb. 10, 1996..... A..... #14/13 Duke 72, #9/8 Virginia 69
 Jan. 6, 1997..... A..... #13/13 Virginia 62, #14/14 Duke 55
 Feb. 19, 1997..... H..... #11/9 Virginia 86, #22/19 Duke 56
 Jan. 23, 1998..... H..... #24/23 Duke 93, #11/10 Virginia 66
 Feb. 22, 1998..... A..... #11/13 Duke 85, #15/14 Virginia 78 (OT)
 Jan. 4, 1999..... H..... #13/17 Duke 84, #22/22 Virginia 68
 Feb. 4, 1999..... A..... #9/11 Duke 66, #16/16 Virginia 56
 Dec. 5, 1999..... H..... #22/19 Duke 83, Virginia 62
 Jan. 30, 2000..... A..... #24/25 Virginia 61, #9/9 Duke 49
 Jan. 22, 2001..... A..... #4/4 Duke 71, #--/24 Virginia 68
 Feb. 22, 2001..... H..... #7/6 Duke 76, Virginia 53
 Dec. 6, 2001..... A..... #11/9 Duke 107, Virginia 73
 Jan. 20, 2002..... H..... #6/6 Duke 86, Virginia 69
 Mar. 3, 2002..... N..... #3/3 Duke 71, Virginia 67
 Jan. 9, 2003..... A..... #1/1 Duke 60, Virginia 59

Feb. 10, 2003..... H..... #2/2 Duke 75, Virginia 48
 Jan. 18, 2004..... A..... #1/2 Duke 63, Virginia 52
 Feb. 19, 2004..... H..... #4/4 Duke 87, Virginia 54
 Jan. 14, 2005..... A..... #1/1 Duke 87, Virginia 65
 Feb. 10, 2006..... H..... #2/2 Duke 88, Virginia 65
 Feb. 2, 2007..... A..... #1/1 Duke 76, Virginia 61
 Mar. 2, 2007..... N..... #1/1 Duke 79, Virginia 58
 Feb. 24, 2008..... H..... #12/11 Duke 78, Virginia 70
 Feb. 5, 2009..... A..... #4/8 Duke 81, #17/15 Virginia 67
 Mar. 6, 2009..... N..... #8/10 Duke 76, #24/20 Virginia 53
 Feb. 26, 2010..... H..... #6/6 Duke 83, #21/18 Virginia 65
 Feb. 24, 2011..... A..... #9/9 Duke 71, Virginia 48
 Jan. 2, 2012..... H..... #7/7 Duke 77, Virginia 66
 Feb. 8, 2013..... A..... #5/4 Duke 62, Virginia 41
 Jan. 16, 2014..... H..... #3/3 Duke 90, Virginia 55
 Feb. 12, 2015..... A..... #11/11 Duke 71, Virginia 45
 Feb. 4, 2016..... H..... Duke 67, Virginia 52
 March. 3, 2016..... N..... Duke 57, Virginia 53
 Feb. 5, 2017..... A..... Duke 70, Virginia 51
 Jan. 14, 2018..... H..... #16/18 Duke 55, Virginia 48
 Feb. 10, 2019..... A..... Virginia 53, Duke 47
 Jan. 9, 2020..... A..... Virginia 66, Duke 63
 Feb. 20, 2020..... H..... Duke 62, Virginia 47

VCU.....6-1

Home 3-1 • Away 3-0 • Neutral 0-0

Jan. 28, 1977..... H..... VCU 49, Duke 48
 Jan. 20, 1978..... A..... Duke 65, VCU 59
 Dec. 12, 1978..... A..... Duke 70, VCU 57
 Jan. 19, 1980..... H..... Duke 64, VCU 58
 Feb. 15, 1985..... H..... Duke 86, VCU 62
 Dec. 10, 1988..... A..... Duke 83, VCU 76
 Nov. 15, 1995..... H..... #17/16 Duke 93, VCU 51

VIRGINIA TECH.....27-4

Home 14-2 • Away 12-2 • Neutral 1-0

Jan. 24, 1981..... A..... Virginia Tech 66, Duke 55
 Dec. 11, 1981..... H..... Duke 71, Virginia Tech 58
 Dec. 5, 1992..... H..... Duke 85, Virginia Tech 63
 Nov. 17, 1998..... H..... Virginia Tech 72, #6/4 Duke 70
 Dec. 8, 1999..... A..... #20/18 Duke 70, #24/24 Virginia Tech 61
 Jan. 9, 2005..... H..... #2/2 Duke 88, #25/25 Virginia Tech 67
 Feb. 6, 2006..... A..... #2/2 Duke 73, Virginia Tech 62
 Feb. 22, 2006..... H..... #1/1 Duke 93, Virginia Tech 51
 Mar. 3, 2006..... N..... #2/2 Duke 69, Virginia Tech 56
 Jan. 7, 2007..... A..... #3/3 Duke 86, Virginia Tech 54
 Jan. 29, 2007..... H..... #1/1 Duke 75, Virginia Tech 65
 Feb. 1, 2008..... H..... #9/11 Duke 85, Virginia Tech 50
 Feb. 22, 2008..... A..... #11/11 Duke 72, Virginia Tech 60
 Jan. 16, 2009..... A..... #4/10 Duke 57, Virginia Tech 52
 Feb. 19, 2009..... H..... #7/8 Duke 62, Virginia Tech 46
 Jan. 21, 2010..... H..... #6/ 7 Duke 69, Virginia Tech 38
 Feb. 14, 2010..... A..... #8/7 Duke 65, Virginia Tech 53
 Jan. 16, 2011..... A..... #3/3 Duke 57, Virginia Tech 43
 Feb. 20, 2011..... H..... #7/7 Duke 90, Virginia Tech 40
 Jan. 15, 2012..... A..... #7/6 Duke 61, Virginia Tech 34
 Feb. 15, 2012..... H..... #5/5 Duke 67, Virginia Tech 45
 Jan. 16, 2013..... H..... #4/4 Duke 58, Virginia Tech 26
 Feb. 14, 2013..... A..... #5/4 Duke 77, Virginia Tech 33
 Jan. 19, 2014..... A..... #3/3 Duke 74, Virginia Tech 70
 Jan. 15, 2015..... H..... #16/14 Duke 65, Virginia Tech 40
 Feb. 18, 2016..... A..... Duke 66, Virginia Tech 62
 Jan. 19, 2017..... H..... #15/16 Duke 84, #17/16 Virginia Tech 59
 Feb. 18, 2018..... A..... #15/15 Duke 86, Virginia Tech 75
 Feb. 14, 2019..... H..... Virginia Tech 64, Duke 57
 Jan. 12, 2020..... H..... Duke 72, Virginia Tech 67 (OT)

Feb. 27, 2020..... A..... Virginia Tech 70, Duke 56

WAGNER.....2-0

Home 0-0 • Away 2-0 • Neutral 0-0

Jan. 7, 1983..... A..... Duke 87, Wagner 56
 Dec. 25, 1989..... A..... Duke 66, Wagner 56

WAKE FOREST.....68-20

Home 31-8 • Away 28-10 • Neutral 9-2

Jan. 21, 1975..... A..... Wake Forest 59, Duke 34
 Jan. 30, 1975..... H..... Wake Forest 55, Duke 50
 Jan. 19, 1977..... A..... Wake Forest 57, Duke 52
 Dec. 8, 1977..... H..... Wake Forest 55, Duke 54
 Nov. 30, 1978..... A..... Duke 65, Wake Forest 52
 Jan. 29, 1979..... H..... Duke 77, Wake Forest 66
 Nov. 24, 1979..... N..... Duke 80, Wake Forest 70
 Jan. 16, 1980..... H..... Duke 71, Wake Forest 68
 Dec. 8, 1980..... H..... Duke 98, Wake Forest 75
 Jan. 14, 1981..... A..... Duke 76, Wake Forest 61
 Dec. 1, 1981..... A..... Wake Forest 67, Duke 60
 Jan. 12, 1982..... H..... Duke 75, Wake Forest 52
 Feb. 2, 1983..... A..... Duke 76, Wake Forest 58
 Jan. 20, 1984..... H..... Duke 66, Wake Forest 57
 Feb. 1, 1984..... A..... Wake Forest 73, Duke 58
 Dec. 5, 1984..... A..... Wake Forest 64, Duke 53
 Jan. 19, 1985..... H..... Wake Forest 59, Duke 55
 Dec. 4, 1985..... H..... Duke 77, Wake Forest 67
 Feb. 15, 1986..... A..... #20/--Duke 76, Wake Forest 59
 Mar. 1, 1986..... N..... Wake Forest 72, #--/25 Duke 71
 Jan. 14, 1987..... H..... Wake Forest 73, Duke 72
 Jan. 31, 1987..... A..... Duke 84, Wake Forest 63
 Jan. 12, 1988..... A..... Wake Forest 58, #11/11 Duke 57
 Feb. 16, 1988..... H..... Wake Forest 62, Duke 59
 Jan. 24, 1989..... H..... Wake Forest 72, Duke 69
 Feb. 27, 1989..... A..... Wake Forest 79, Duke 74
 Jan. 24, 1990..... A..... Wake Forest 72, Duke 63
 Feb. 3, 1990..... H..... Duke 66, Wake Forest 61
 Jan. 18, 1991..... H..... Duke 65, Wake Forest 52
 Feb. 16, 1991..... A..... Wake Forest 68, Duke 51
 Jan. 18, 1992..... A..... Duke 73, Wake Forest 59
 Feb. 26, 1992..... H..... Duke 69, Wake Forest 61
 Mar. 6, 1992..... N..... Duke 61, Wake Forest 52
 Jan. 25, 1993..... H..... Wake Forest 64, Duke 60
 Feb. 19, 1993..... A..... Duke 71, Wake Forest 59
 Mar. 5, 1993..... N..... Wake Forest 70, Duke 69
 Jan. 2, 1994..... A..... Duke 56, Wake Forest 50
 Feb. 1, 1994..... H..... Duke 60, Wake Forest 51
 Jan. 16, 1995..... H..... Duke 76, Wake Forest 58
 Feb. 16, 1995..... A..... #22/25 Duke 78, Wake Forest 66
 Jan. 14, 1996..... A..... #16/16 Duke 74, Wake Forest 64
 Feb. 8, 1996..... H..... #14/13 Duke 85, Wake Forest 66
 Mar. 1, 1996..... N..... #12/12 Duke 67, Wake Forest 61
 Jan. 9, 1997..... H..... #14/14 Duke 82, Wake Forest 70
 Feb. 6, 1997..... A..... #20/20 Duke 81, Wake Forest 58
 Jan. 2, 1998..... A..... #23/22 Duke 73, Wake Forest 60
 Feb. 2, 1998..... H..... #14/16 Duke 79, Wake Forest 55
 Jan. 11, 1999..... A..... #12/16 Duke 74, Wake Forest 59
 Feb. 11, 1999..... H..... #7/7 Duke 86, Wake Forest 48
 Jan. 13, 2000..... H..... #8/11 Duke 82, Wake Forest 48
 Feb. 14, 2000..... A..... #14/12 Duke 69, Wake Forest 38
 Jan. 2, 2001..... H..... #5/5 Duke 81, Wake Forest 56
 Feb. 1, 2001..... A..... #4/4 Duke 66, Wake Forest 58
 Mar. 2, 2001..... N..... #4/4 Duke 75, Wake Forest 68 (OT)
 Jan. 6, 2002..... H..... #11/10 Duke 91, Wake Forest 46
 Feb. 7, 2002..... A..... #5/5 Duke 83, Wake Forest 60
 Jan. 16, 2003..... H..... #1/1 Duke 71, Wake Forest 61
 Feb. 17, 2003..... A..... #2/2 Duke 83, Wake Forest 41

Mar. 7, 2003.....N.....	#2/2 Duke 64, Wake Forest 59
Dec. 5, 2003.....A.....	#4/4 Duke 88, Wake Forest 55
Feb. 12, 2004.....H.....	#4/4 Duke 80, Wake Forest 55
Mar. 6, 2004.....N.....	#1/1 Duke 77, Wake Forest 59
Jan. 19, 2005.....A.....	#1/1 Duke 99, Wake Forest 86
Mar. 5, 2005.....N.....	#6/6 Duke 107, Wake Forest 50
Jan. 2, 2006.....H.....	#2/2 Duke 100, Wake Forest 54
Feb. 11, 2007.....A.....	#1/1 Duke 77, Wake Forest 45
Feb. 10, 2008.....H.....	#11/12 Duke 71, Wake Forest 36
Feb. 25, 2009.....A.....	#10/11 Duke 83, Wake Forest 50
Jan. 10, 2010.....H.....	#9/9 Duke 65, Wake Forest 51
Feb. 11, 2011.....A.....	#5/7 Duke 82, Wake Forest 39
Mar. 4, 2011.....N.....	#8/7 Duke 79, Wake Forest 50
Jan. 6, 2012.....A.....	#7/6 Duke 76, Wake Forest 58
Feb. 2, 2012.....H.....	#5/5 Duke 75, Wake Forest 43
Jan. 13, 2013.....A.....	#4/5 Duke 73, Wake Forest 44
Feb. 17, 2013.....H.....	#5/4 Duke 81, Wake Forest 70
Feb. 27, 2014.....H.....	#7/7 Duke 71, Wake Forest 56
Jan. 4, 2015.....H.....	#10/12 Duke 70, Wake Forest 63
Feb. 5, 2015.....A.....	#15/15 Duke 70, Wake Forest 53
Mar. 6, 2015.....N.....	#16/16 Duke 77, Wake Forest 68
Jan. 7, 2016.....H.....	#18/16 Duke 95, Wake Forest 68
Feb. 14, 2016.....A.....	Wake Forest 64, Duke 58
Jan. 29, 2017.....H.....	#14/15 Duke 71, Wake Forest 43
Feb. 16, 2017.....A.....	Duke 79, Wake Forest 53
Jan. 11 2018.....A.....	#16/18 Duke 80, Wake Forest 67
Feb. 7, 2018.....H.....	#19/19 Duke 59, Wake Forest 51
Jan. 24, 2019.....H.....	Duke 66, Wake Forest 52
Feb. 24, 2019.....A.....	Duke 55, Wake Forest 44
Jan. 2, 2020.....H.....	Wake Forest 60, Duke 58

WASHINGTON0-3
Home 0-0 • Away 0-1 • Neutral 0-2
 Dec. 27, 1985.....N..... Washington 83, Duke 71
 Dec. 28, 1992.....A..... Washington 72, Duke 48
 Nov. 23, 2018.....N..... Washington 71, Duke 64

WESTERN CAROLINA5-3
Home 5-1 • Away 0-2 • Neutral 0-0
 Feb. 11, 1977.....A..... Western Carolina 77, Duke 45
 Feb. 18, 1978.....H..... Western Carolina 93, Duke 56
 Feb. 17, 1979.....A..... Western Carolina 89, Duke 78
 Feb. 28, 1983.....H..... Duke 77, Western Carolina 67
 Dec. 6, 1989.....H..... Duke 77, Western Carolina 64
 Feb. 9, 1994.....H..... Duke 117, Western Carolina 44
 Dec. 29, 2015.....H..... #12/12 Duke 84, Western Carolina 47
 Nov. 29, 2020.....H..... Duke 83, Western Carolina 56

WESTERN KENTUCKY5-0
Home 2-0 • Away 2-0 • Neutral 1-0
 Mar. 20, 2000.....H..... #7/10 Duke 90, Western Kentucky 70
 Nov. 28, 2008.....A..... #12/13 Duke 59, Western Kentucky 56
 Nov. 26, 2009.....N..... #10/12 Duke 70, Western Kentucky 47
 Nov. 21, 2010.....H..... #6/6 Duke 82, Western Kentucky 55
 Nov. 20, 2011.....A..... #8/8 Duke 80, Western Kentucky 54

WEST TEXAS STATE1-0
Home 0-0 • Away 1-0 • Neutral 0-0
 Mar. 20, 1986.....A..... Duke 68, West Texas State 67

WEST VIRGINIA2-0
Home 1-0 • Away 1-0 • Neutral 0-0
 Dec. 18, 1995.....A..... #16/18 Duke 84, West Virginia 64
 Nov. 27, 1996.....H..... #16/17 Duke 84, West Virginia 30

WILLIAM & MARY4-0
Home 2-0 • Away 1-0 • Neutral 1-0
 Nov. 24, 1984.....N..... Duke 86, William & Mary 48
 Dec. 5, 1988.....H..... Duke 65, William & Mary 47
 Dec. 9, 1989.....A..... Duke 65, William & Mary 62
 Nov. 18, 2000.....H..... #3/3 Duke 81, William & Mary 46

WINGATE1-0
Home 0-0 • Away 0-0 • Neutral 1-0
 Feb. 22, 1975.....N..... Duke 66, Wingate 46

WINTHROP4-0
Home 4-0 • Away 0-0 • Neutral 0-0
 Dec. 9, 1986.....H..... Duke 80, Winthrop 45
 Mar. 22, 2014.....H..... #7/8 Duke 87, Winthrop 45
 Nov. 15, 2015.....H..... #14/12 Duke 78, Winthrop 50
 Dec. 10, 2017.....H..... #14/14 Duke 101, Winthrop 30

WISCONSIN3-0
Home 1-0 • Away 2-0 • Neutral 0-0
 Nov. 27, 1987.....H..... #19/18 Duke 86, Wisconsin 66
 Dec. 2, 2010.....A..... #5/5 Duke 59, Wisconsin 51
 Nov. 28, 2018.....A..... Duke 60, Wisconsin 53

WISCONSIN-GREEN BAY1-0
Home 1-0 • Away 0-0 • Neutral 0-0
 Jan. 2, 1991.....H..... Duke 70, Wisconsin-Green Bay 59

WISCONSIN-MILWAUKEE2-0
Home 2-0 • Away 0-0 • Neutral 0-0
 Dec. 3, 1994.....H..... Duke 104, Wisconsin-Milwaukee 34
 Mar. 17, 2001.....H..... #5/5 Duke 96, Wisconsin-Milwaukee 63

WYOMING1-0
Home 1-0 • Away 0-0 • Neutral 0-0
 Dec. 21, 2017.....H..... #14/15 Duke 63, Wyoming 40

XAVIER4-1
Home 1-1 • Away 2-0 • Neutral 1-0
 Jan. 5, 1981.....A..... Duke 74, Xavier 46
 Dec. 28, 1990.....H..... Xavier 78, Duke 73
 Dec. 21, 2010.....H..... #3/3 Duke 46, #4/4 Xavier 45
 Nov. 25, 2012.....A..... #4/4 Duke 82, Xavier 59
 Nov. 28, 2013.....N..... #2/2 Duke 81, Xavier 54

YALE1-0
Home 1-0 • Away 0-0 • Neutral 0-0
 Dec. 6, 1991.....H..... Duke 60, Yale 55

Duke's 100-Point Games

128	- 12-6-02	vs. Howard (53)
123	- 11-14-13	vs. USC Upstate (40)
120	- 3-18-95	at Alabama (121), (4 OT)*
119	- 12-30-05	at San Diego (52)
	- 11-29-03	vs. Stephen F. Austin (53)
117	- 12-28-10	vs. N.C. Central (28)
	- 2-9-94	vs. Western Carolina (44)
116	- 11-26-93	vs. Morgan State (63)
114	- 11-30-94	vs. UNC Asheville (57)
	- 12-8-92	vs. East Tennessee State (74)
113	- 1-7-99	vs. Georgia Tech (46)
112	- 12-12-98	vs. Temple (34)
111	- 1-16-14	vs. Pittsburgh (67)
110	- 12-19-05	vs. Ball State (24)
	- 11-25-05	vs. Arkansas State (56)
	- 11-22-05	vs. Fairfield (44)
	- 1-5-94	at East Carolina (69)
109	- 2-8-92	vs. Loyola (59)
	- 11-20-84	vs. North Carolina Central (53)
108	- 1-21-03	vs. Elon College (26)
	- 11-22-02	vs. East Carolina (46)
	- 11-24-95	vs. Pepperdine (70)
107	- 12-20-11	vs. UNC Wilmington (45)
	- 3-5-05	vs. Wake Forest (50)&
	- 11-24-01	vs. Davidson (58)
	- 12-6-01	vs. Virginia (73)
106	- 12-16-02	vs. Charleston Southern (38)
	- 12-18-02	vs. Florida International (58)
105	- 11-17-16	vs. Longwood (48)
	- 2-8-07	vs. Clemson (53)
	- 12-28-05	vs. St. John's (57)
	- 12-20-03	at Northwestern State (53)
104	- 11-13-09	at Houston Baptist (35)
	- 12-3-94	vs. Wisconsin-Milwaukee (34)
	- 12-4-93	vs. American (71)
	- 11-23-91	at East Tennessee State (71)
103	- 3-21-04	vs. Northwestern State (51)*
	- 12-11-93	vs. McNeese State (50)
	- 11-23-84	vs. Furman (66)
	- 11-26-83	vs. North Carolina Central (60)
102	- 11-11-06	vs. Northeastern (49)
	- 2-27-04	vs. Clemson (45)
	- 11-16-01	vs. Elon College (52)
	- 1-24-02	vs. North Carolina (82)
	- 1-27-02	vs. Florida State (80)
101	- 12-10-17	vs. Winthrop (30)
	- 1-4-05	vs. Holy Cross (42)
	- 1-23-03	vs. Maryland (52)
	- 1-27-00	vs. North Carolina (58)
	- 12-2-99	vs. Elon College (44)
	- 1-1-95	vs. Manhattan (71)
	- 12-21-94	vs. Charleston Southern (57)
	- 12-8-79	vs. UNC Asheville (53)
100	- 11-8-12	vs. Iona (31)
	- 1-2-06	vs. Wake Forest (54)
	- 2-27-98	vs. Georgia Tech (56)&
	- 12-4-94	vs. Indiana State (66)
	- 12-11-91	vs. UNC Asheville (42)
	- 12-2-88	vs. Cleveland State (60)
	- 12-28-85	vs. Cheney (56)

* NCAA Tournament & ACC Tournament

School	Record	Last									
Alabama	2-1	2014	Georgia Southern	2-1	2009	New Hampshire	1-0	1989	Stony Brook	1-0	2014
Albany	3-0	2015	Georgia State	1-1	2003	Norfolk State	1-0	2002	Syracuse	6-3	2020
American	1-0	1993	Georgia Tech	62-10	2020	Northeastern	2-1	2018	TCU	2-0	2005
Appalachian State	10-4	1993	Grand Canyon	2-0	2017	Northwestern	0-2	2019	Temple	7-0	2011
Arizona State	1-0	2008	Guilford	3-1	1980	Northwestern State	2-1	2004	Tennessee	6-5	2009
Arkansas	2-1	2002	Hampton	6-0	2017	North Carolina	52-53	2020	UT Martin	1-0	2011
Arkansas State	2-0	2005	Hartford	0-1	2008	N.C. A&T	2-0	2015	Texas	3-1	2006
Army	1-0	2015	Harvard	3-0	1991	N.C. Central	5-3	2009	Texas A&M	1-6	2019
Atlantic Christian	2-0	1975	High Point	2-2	2019	N.C. State	37-47	2020	Texas-San Antonio	1-0	1990
Auburn	5-0	2011	Hofstra	2-0	1989	UNC Asheville	9-0	1999	Texas State	2-0	2015
Austin Peay	1-0	2009	Holy Cross	4-0	2007	UNC Greensboro	11-2	2017	Texas Tech	2-0	2003
Averett	3-0	1975	Houston	2-0	2007	UNC Pembroke	1-0	1974	Toledo	2-1	2001
Ball State	3-0	2018	Houston Baptist	1-0	2009	UNC Wilmington	10-2	2015	Troy	1-0	2019
Baylor	0-1	2010	Howard	2-0	2002	North Georgia	1-0	1982	Tulane	1-0	1988
Belmont	1-0	2018	Idaho	1-0	2015	Northern Illinois	1-0	1987	Tulsa	2-0	2003
Boston College	16-5	2020	Idaho State	1-0	2019	Notre Dame	2-17	2020	UCLA	2-1	2000
Boston University	2-0	2006	Illinois	0-3	1998	Ohio	1-0	1997	UNLV	2-0	2019
Bowling Green	1-0	2006	Illinois State	1-0	1996	Ohio State	2-0	2017	USC Upstate	2-0	2013
Brigham Young	3-0	2011	Iona	1-0	2012	Oklahoma	2-1	2014	Utah	1-0	2003
Bucknell	1-0	2007	Iowa	1-0	2008	Oklahoma State	4-0	2013	Utah Valley	1-0	2007
Buffalo	1-0	2014	Iowa State	3-0	2015	Old Dominion	11-4	2017	Valparaiso	1-0	2012
California	3-1	2013	Indiana State	2-0	1994	Oral Roberts	1-0	2000	Vanderbilt	5-3	2016
CSU-Bakersfield	1-0	2012	Jacksonville State	1-0	2004	Oregon	0-1	2017	Villanova	2-1	2017
Campbell	4-8	2000	James Madison	6-1	2010	Oregon State	1-1	2018	Virginia	39-34	2020
Canisius	1-0	2005	Kansas	1-0	2013	Pacific	1-0	2004	VCU	6-1	1996
Catawba	1-1	1979	Kansas State	1-0	2004	Peace	4-5	1980	Virginia Tech	27-4	2020
Central Michigan	1-0	2013	Kent State	2-0	1997	Penn State	5-1	2007	Wagner	2-0	1989
Charleston Southern	3-0	2002	Kentucky	6-2	2016	Pennsylvania	4-0	2019	Wake Forest	68-20	2020
Charlotte	7-3	2010	LaSalle	0-1	1980	Pepperdine	2-0	2016	Washington	0-3	2018
Cheyney State	2-0	1985	Liberty	6-0	2017	Pfeiffer	0-1	1975	Western Carolina	5-3	2020
Cincinnati	0-1	1980	Long Beach State	1-0	2016	Pittsburgh	12-0	2020	Western Kentucky	5-0	2011
Clemson	42-33	2020	Longwood	2-0	2020	Presbyterian	2-0	2017	West Texas State	1-0	1986
Cleveland State	1-0	1988	Louisiana State	3-2	2010	Princeton	3-0	1994	West Virginia	2-0	1996
College of Charleston	1-0	1990	Louisiana Tech	2-0	2004	Providence	3-1	2010	William & Mary	4-0	2000
Colorado	0-1	1980	Louisville	3-6	2020	Purdue	6-3	2013	Wingate	1-0	1975
Colorado State	1-0	2005	Loyola (Maryland)	3-0	1993	Quinnipiac	1-0	2008	Winthrop	4-0	2017
Connecticut	3-12	2018	Loyola Marymount	1-0	2003	Radford	3-0	1993	Wisconsin	3-0	2018
Dartmouth	1-0	2006	Maine	4-0	2018	Rhode Island	1-0	2004	Wisconsin-Green Bay	1-0	1991
Dayton	0-1	1980	Manhattan	5-1	1996	Richmond	6-1	1997	Wisconsin-Milwaukee	2-0	2001
Davidson	4-1	2019	Marist	3-0	2018	Rider	1-0	1985	Wyoming	1-0	2017
Delaware	1-0	1996	Marquette	2-0	2004	Rutgers	4-2	2016	Xavier	4-1	2013
Denver	1-0	2007	Marshall	0-1	1981	Sacramento State	1-0	1999	Yale	1-0	1991
DePaul	2-2	2014	Mars Hill	2-0	1984	Saint Joseph's	4-1	2002			
Detroit Mercy	3-0	2002	Marquette	3-0	2014	Samford	1-0	2012	Bold	denotes ACC School	
Drake	1-0	1992	Maryland	41-40	2015	San Diego	2-0	2005			
Duquesne	1-0	2000	Maryland-Eastern Shore	1-0	1985	San Diego State	2-0	2010			
East Carolina	8-9	2020	Meredith	3-1	1975	San Francisco	0-1	1996			
East Tennessee State	5-0	1992	Miami (Fla.)	15-4	2020	San Jose State	1-0	1987			
Eastern Kentucky	1-1	1983	Miami (Ohio)	1-0	1993	Seton Hall	4-2	1999			
Eastern Washington	1-0	1988	Michigan	4-0	2012	Shaw	0-2	1977			
Elon College	5-4	2018	Michigan State	2-1	2009	Siena	1-0	2008			
Fairfield	2-0	2005	Middle Tennessee St.	1-0	1998	SMU	1-0	2006			
Florida	2-1	1998	Minnesota	1-1	2015	South Alabama	1-0	1990			
Florida A&M	1-0	1999	Mississippi State	2-0	2015	South Carolina	2-5	2019			
Florida Gulf Coast	1-1	2019	Missouri	0-1	2018	South Florida	3-0	2007			
Florida International	1-1	2002	Missouri State	0-1	2001	Southern	2-0	2008			
Florida State	38-13	2020	Monmouth	1-0	2012	Southern California	6-0	2012			
Furman	4-0	1984	Montana	1-0	1994	Southern Illinois	1-0	1997			
Gardner-Webb	1-0	2011	Morgan State	1-0	1993	Southeastern Louisiana	1-0	1988			
George Mason	3-0	2000	Murray State	1-0	2008	St. John's	3-0	2013			
George Washington	1-1	1997	Nebraska	1-2	2019	St. Mary's	3-2	1975			
Georgetown	4-0	2001				Stanford	2-3	2012			
Georgia	4-0	2018				Stephen F. Austin	2-0	2004			
						Stetson	3-0	1984			

America East Conference

Opponent	GP	W	L
Albany	3	3	0
Hartford	1	0	1
Maine	4	4	0
UMass Lowell	1	1	0
New Hampshire	1	1	0
Stony Brook	1	1	0
Total	11	10	1

American Athletic Conference

Opponent	GP	W	L
Cincinnati	1	0	1
East Carolina	17	8	9
Houston	2	2	0
SMU	1	1	0
South Florida	3	3	0
Temple	7	7	0
Tulane	1	1	0
Tulsa	2	2	0
Total	34	24	10

Atlantic Coast Conference

Opponent	GP	W	L
Boston College	21	16	5
Clemson	75	42	33
Florida State	51	38	13
Georgia Tech	72	62	10
Louisville	9	3	6
Miami (Fla.)	19	15	4
North Carolina	105	52	53
N.C. State	84	37	47
Notre Dame	19	2	17
Pittsburgh	12	12	0
Syracuse	9	6	3
Virginia	73	39	34
Virginia Tech	30	26	4
Wake Forest	88	68	20
Total	667	418	249

Atlantic Sun Conference

Opponent	GP	W	L
Eastern Ky.	2	1	1
FGCU	2	1	1
Jacksonville St.	1	1	0
Liberty	6	6	0
Stetson	3	3	0
Total	14	12	2

Atlantic 10 Conference

Opponent	GP	W	L
Davidson	4	3	1
Dayton	1	0	1
Duquesne	1	1	0
George Mason	3	3	0
G. Washington	2	1	1
La Salle	1	0	1
Massachusetts	1	1	0
Rhode Island	1	1	0
Richmond	7	6	1
St. Joseph's	5	4	1
VCU	7	6	1
Total	33	26	7

Big East Conference

Opponent	GP	W	L
Connecticut	15	3	12
DePaul	4	2	2
Georgetown	4	4	0
Marquette	5	5	0
Providence	4	3	1
Seton Hall	6	4	2
St. John's	3	3	0
Villanova	3	2	1
Xavier	5	4	1
Total	49	30	19

Big Sky Conference

Opponent	GP	W	L
Eastern Wash.	1	1	0
Idaho	1	1	0
Idaho State	1	1	0
Montana	1	1	0
Sacramento St.	1	1	0
Total	5	5	0

Big South Conference

Opponent	GP	W	L
Campbell	12	4	8
Charleston So.	3	3	0
Gardner-Webb	1	1	0
Hampton	6	6	0
High Point	4	2	2
Longwood	2	2	0
N.C. A&T	2	2	0
Presbyterian	2	2	0
Radford	3	3	0
UNC Asheville	9	9	0
USC Upstate	2	2	0
Winthrop	4	4	0
Total	50	40	10

Big Ten Conference

Opponent	GP	W	L
Illinois	3	0	3
Iowa	1	1	0
Maryland	81	41	40
Michigan	4	4	0
Michigan State	3	2	1
Minnesota	2	1	1
Nebraska	2	1	1
Northwestern	2	0	2
Ohio State	2	2	0
Penn State	6	5	1
Purdue	9	6	3
Rutgers	6	4	2
Wisconsin	3	3	0
Total	124	70	54

Big 12 Conference

Opponent	GP	W	L
Baylor	1	0	1
Iowa State	3	3	0
Kansas	1	1	0
Kansas State	1	1	0
Oklahoma	3	2	1
Oklahoma State	4	4	0
TCU	2	2	0
Texas	4	3	1
Texas Tech	2	2	0
West Virginia	2	2	0
Total	23	20	3

Big West Conference

Opponent	GP	W	L
CSU-Bakersfield	1	1	0
Long Beach State	1	1	0
Total	2	2	0

Colonial Athletic Conference

Opponent	GP	W	L
Charleston	1	1	0
Delaware	1	1	0
Elon	9	5	4
Hofstra	2	2	0
James Madison	7	6	1
UNC Wilmington	12	10	2
Northeastern	2	2	0
William & Mary	4	4	0
Total	38	31	7

Conference USA

Opponent	GP	W	L
Charlotte	10	7	3
Florida Int'l	2	1	1
Louisiana Tech	2	2	0
Marshall	1	0	1
Middle Tenn. St.	1	1	0
Old Dominion	14	11	3
Texas-San Ant.	1	1	0
Western Ky.	5	5	0
Total	36	28	8

Horizon League

Opponent	GP	W	L
Cleveland St.	1	1	0
Detroit Mercy	3	3	0
Wis.-Green Bay	1	1	0
Wis.-Milwaukee	2	2	0
Total	7	7	0

Ivy League

Opponent	GP	W	L
Dartmouth	1	1	0
Harvard	3	3	0
Pennsylvania	4	4	0
Princeton	3	3	0
Yale	1	1	0
Total	12	12	0

Metro Atlantic Conference

Opponent	GP	W	L
Canisius	1	1	0
Fairfield	2	2	0
Iona	1	1	0
Manhattan	6	5	1
Marist	3	3	0
Monmouth	1	1	0
Quinnipiac	1	1	0
Rider	1	1	0
Siena	1	1	0
Total	17	16	1

Mid-American Conference

Opponent	GP	W	L
Ball State	3	3	0
Bowling Green	1	1	0
Buffalo	1	1	0
Central Michigan	1	1	0
Kent State	2	2	0
Miami (Ohio)	1	1	0
Northern Illinois	1	1	0
Ohio	1	1	0
Toledo	3	2	1
Total	14	13	1

Mid-Eastern Conference

Opponent	GP	W	L
Howard	2	2	0
Md.-East. Shore	1	1	0
Morgan State	1	1	0
Norfolk State	1	1	0
N.C. Central	8	5	3
Total	13	10	3

Missouri Valley Conference

Opponent	GP	W	L
Drake	1	1	0
Illinois State	1	1	0
Indiana State	2	2	0
Missouri State	1	0	1
Southern Illinois	1	1	0
Valparaiso	1	1	0
Total	7	6	1

Mountain West Conference

Opponent	GP	W	L
Colorado State	1	1	0
San Diego State	2	2	0
San Jose State	1	1	0
UNLV	2	2	0
Wyoming	1	1	0
Total	7	7	0

Northeast Conference

Opponent	GP	W	L
Wagner	2	2	0
Total	2	2	0

Ohio Valley Conference

Opponent	GP	W	L
Austin Peay	1	1	0
Belmont	1	1	0
Murray State	1	1	0
UT Martin	1	1	0
Total	4	4	0

Pacific-12 Conference

Opponent	GP	W	L
Arizona State	1	1	0
California	3	2	1
Colorado	1	0	1
Oregon	1	0	1
Oregon State	2	1	1
USC	6	6	0
Stanford	5	2	3
UCLA	3	2	1
Utah	1	1	0
Washington	3	0	3
Total	26	15	11

Patriot League

Opponent	GP	W	L
American	1	1	0
Army	1	1	0
Boston U.	2	2	0
Bucknell	1	1	0
Holy Cross	4	4	0
Loyola (Md.)	3	3	0
Total	12	12	0

Southeastern Conference

Opponent	GP	W	L
Alabama	3	2	1
Arkansas	3	2	1
Auburn	5	5	0
Florida	3	2	1
Georgia	4	4	0
Kentucky	8	6	2
LSU	5	3	2
Mississippi State	2	2	0
Missouri	1	0	1
South Carolina	6	2	4
Tennessee	11	6	5
Texas A&M	6	1	5
Vanderbilt	8	5	3
Total	65	40	25

Southern Conference

Opponent	GP	W	L
East Tenn. St.	5	5	0
Furman	4	4	0
Samford	1	1	0
UNCG	13	11	2
West. Carolina	8	5	3
Total	31	26	5

Southland Conference

Opponent	GP	W	L
Houston Baptist	1	1	0
McNeese State	1	1	0
Northwestern St.	3	2	1
Southeastern La.	1	1	0
Total	6	5	1

Southwestern Conference

Opponent	GP	W	L
Florida A&M	1	1	0
Southern	2	2	0
Total	3	3	0



Come for the dishes, the dimes and the dunks.
 Come for the backdoor cuts, crossovers and constant coverage
 of all things ACC Basketball, all season long.
 Come for more than the game. **Come for it all.**



Join us @ACCNetwork



“

When you talk about all the players that have come before me — **iciss Tillis, Lindsey Harding, Alana Beard** — it's huge. I'm representing more than just myself and my family, I'm representing Duke. It's a testament to my journey at Duke as well... **I'm excited for this opportunity and I know Duke is behind me. I'm just extremely grateful because there's been a lot of greats that have come through the program.**

-Chelsea Gray

(on being the first Duke Women's Basketball player to represent Team USA at the Olympics)



DUKE WOMEN'S BASKETBALL
2021-2022 TEAM ROSTER



0 - CELESTE TAYLOR
G • JR • 5-11
Valley Stream, NY



2 - VANESSA DE JESUS
G • SO • 5-8
Valencia, CA



3 - MIELA GOODCHILD
G • SR • 5-10
Brisbane, Australia



4 - ELIZABETH BALOGUN
G/F • SR • 6-1
Lagos, Nigeria



11 - JORDYN OLIVER
G • JR • 5-10
Prosper, TX



13 - LEE VOLKER
G • FR • 5-11
Purcellville, VA



22 - AMAYA FINKLEA-GUITY
C • GR • 6-4
Dorchester, MA



23 - IMANI LEWIS
F • SR • 6-1
Willingboro, NJ



24 - ONOME AKINBODE-JAMES
F/C • SR • 6-3
Abeokuta, Nigeria




25 - JADE WILLIAMS
F/C • GR • 6-5
The Colony, TX



30 - SHAYEANN DAY-WILSON
G • FR • 5-5
Toronto, Canada




31 - NYAH GREEN
G • JR • 6-1
Allen, TX



33 - JISELLE HAVAS
G • SR • 5-10
Windermere, FL



34 - LEXI GORDON
G/F • GR • 6-0
Fort Worth, TX



45 - EMMA SCHMIDT
G • GR • 5-9
Waukee, IA



KARA LAWSON
HEAD COACH
2nd Season at Duke



BETH CUNNINGHAM
ASSISTANT COACH
2nd Season at Duke



WINSTON GANDY
ASSISTANT COACH
2nd Season at Duke



TIA JACKSON
ASSISTANT COACH
2nd Season Back at Duke;
4th Overall



DUKE WOMEN'S BASKETBALL

2021-2022 SCHEDULE

Date	Day	Opponent	Location	Time	TV
NOV. 4	(THUR)	WINGATE (EXHIBITION)	DURHAM, N.C.	7 P.M.	
NOV. 9	(TUE)	WINTHROP	DURHAM, N.C.	7 P.M.	ACCNX
Nov. 12	(Fri)	at Dayton	Dayton, Ohio	7 P.M.	ESPN+
NOV. 14	(SUN)	UNC WILMINGTON	DURHAM, N.C.	2 P.M.	ACCNX
Maggie Dixon Classic (Duke, Alabama, UNC, TCU)					
Nov. 21	(Sun)	vs. Alabama	Fort Worth, Texas	2 P.M.	ESPN+
NOV. 24	(WED)	APPALACHIAN STATE	DURHAM, N.C.	7 P.M.	ACCNX
NOV. 28	(SUN)	TROY	DURHAM, N.C.	2 P.M.	ACCN
Big Ten/ACC Challenge					
DEC. 2	(THUR)	IOWA	DURHAM, N.C.	9 P.M.	ESPN
Dec. 5	(Sun)	at Penn	Philadelphia, Pa.	1 P.M.	ESPN+
DEC. 15	(WED)	SOUTH CAROLINA	DURHAM, N.C.	7 P.M.	ACCN
Dec. 19	(Sun)	at Miami	Coral Gables, Fla.	12 P.M.	ACCN
Dec. 21	(Tue)	at Charleston Southern	Charleston, S.C.	12 P.M.	
Dec. 30	(Thur)	at Virginia Tech	Blacksburg, Va.	8 P.M.	ACCN
JAN. 2	(SUN)	NOTRE DAME	DURHAM, N.C.	2 P.M.	ACCNX
JAN. 6	(THUR)	GEORGIA TECH	DURHAM, N.C.	7 P.M.	ACCNX
Jan. 9	(Sun)	at Syracuse	Syracuse, N.Y.	2 P.M.	RSN
JAN. 13	(THUR)	VIRGINIA TECH	DURHAM, N.C.	6 P.M.	ACCN
Jan. 16	(Sun)	at NC State	Raleigh, N.C.	4 P.M.	ACCN
JAN. 23	(SUN)	VIRGINIA	DURHAM, N.C.	6 P.M.	ACCN
JAN. 27	(THUR)	NORTH CAROLINA	DURHAM, N.C.	7 P.M.	ACCNX
Jan. 30	(Sun)	at Louisville	Louisville, Ky.	TBA	ACCN/ESPN Networks
Feb. 3	(Thur)	at Pittsburgh	Pittsburgh, Pa.	6 P.M.	ACCNX
FEB. 6	(SUN)	WAKE FOREST	DURHAM, N.C.	6 P.M.	ACCN
FEB. 10	(THUR)	FLORIDA STATE	DURHAM, N.C.	6 P.M.	ACCN
FEB. 13	(SUN)	NC STATE	DURHAM, N.C.	2 P.M.	RSN
Feb. 17	(Thur)	at Virginia	Charlottesville, Va.	7 p.m.	ACCNX
Feb. 20	(Sun)	at Clemson	Clemson, S.C.	2 p.m.	ACCNX
FEB. 24	(THUR)	BOSTON COLLEGE	DURHAM, N.C.	8 P.M.	RSN
Feb. 27	(Sun)	at North Carolina	Chapel Hill, N.C.	TBA	ESPN/ACCN
March 2-6	(Wed-Sun)	ACC Tournament	Greensboro, N.C.	TBA	

* ACC Contest All game times are EST BOLD/CAPS Home Games
 ACCN - ACC Network ACCNX - ACC Network Extra

RSN-TV, which reaches in excess of 51.4 million homes and includes Bally Sports South, Bally Sports Carolinas, Bally Sports Florida, Sun Sports, Bally Sports Indiana, Bally Sports Midwest, Comcast Sports Net Mid-Atlantic, New England Sports Network (NESN), the YES Network, the Madison Square Garden Network (MSG) in New York and Root Sports in Pennsylvania. All ACC games produced as part of the RSN package will be available via WatchESPN, but are subject to regional blackout.