

A



JASMINE WALKER



ASHLEY KNIGHT

SHAQUERA WADE



JORDAN LEWIS

# WOMEN'S BASKETBALL

2018-19 MEDIA GUIDE

ROLL  
TOGETHER

## TABLE OF CONTENTS

### INTRODUCTION

Athletics Communications Staff	1
Quick Facts	1
Roster	2
Schedule	3
Media Information	4
President Dr. Stuart Bell	5
Campus Life	6
Director of Athletics Greg Byrne	7
Athletics Administration	8
Coleman Coliseum/Foster Auditorium	9

### OUTLOOK

Preview	10
---------	----

### THE TEAM

Coaching Staff	11-18
Support Staff	19
Returning Student-Athletes	20-33
Newcomers	34-41

### YEAR IN REVIEW

2017-18 Statistics	42-45
--------------------	-------

### RECORDS AND HISTORY

Year-by-Year Team Statistics	46
Team Scoring Records	47
Individual Scoring Records	48
Field Goal Records	49-50
Free Throw Records	51
1,000 Point Club	52-56
Rebound Records	57
Assist Records	58
Steals Records	59
Blocks Records	59
Games Played/Started Records	59-60
vs. AP Top 25	61
100-plus Point Games	61
Home Game Records	62
Coaching Records	63
All-Time Roster	64-65
All-Time Jersey Numbers	66-67
All-Time Assistant Coaches	68
SEC Awards	69
All-Americans	70-71
Miscellaneous Awards	72
Academic Awards	73
Series Results	74-82
Year-by-Year Results	83-91
WNBA	92-93
SEC Tournament Results	94-95
Postseason Results	96-97
Radio/Television Chart	98

## UNIVERSITY INFORMATION

Location	Tuscaloosa, Ala.
Enrollment	38,392
Founded	April 12, 1831
Nickname	Crimson Tide
Colors	Crimson and White
Conference	Southeastern
President	Dr. Stuart Bell
Director of Athletics	Greg Byrne
Senior Woman Administrator	Marie Robbins
Faculty Representative	Dr. James King
Facility	Coleman Coliseum
Capacity	15,383

## TEAM INFORMATION

2017-18 Overall Record	20-14
2017-18 SEC Record	7-9 (Eighth)
Starters R/L	2/3
Letterwinners R/L	7/7
Newcomers	8
All-Time Record	742-576 (.563)
All-Time SEC Record	159-297 (.349)
All-Time Home Record	376-180 (.676)
First Season	1974
NCAA Appearances	10 (1984, 1988, 1992-99)
WNIT Appearances	7 (2000-02, 2011, 2016-18)

## COACHING STAFF

Head Coach	Kristy Curry
Alma Mater	Northeast Louisiana, 1988
Record at Alabama	84-79 (.515)
Overall Record	393-228 (.633)
SEC Record	25-55 (.313)
Season at Alabama	Sixth
Assistant Coach	Kelly Curry
Alma Mater	Texas A&M, 1990
Season at Alabama	Sixth
Assistant Coach	Brooks Williams
Alma Mater	Mississippi State, 2000
Season at Alabama	Third
Assistant Coach	Tiffany Coppage
Alma Mater	Missouri State, 2009
Season at Alabama	First
Director of Operations	Brian Johnson
Alma Mater	Tennessee, 2016
Season at Alabama	Third
Director of Video and Creative Content	Brittany Graham
Alma Mater	Georgia State, 2010
Season at Alabama	First

## ATHLETICS COMMUNICATIONS STAFF



### JESSICA PARÉ

Associate Athletics Director,  
Communications  
Office: (205) 348-6084  
e-mail: jpare@ia.ua.edu



### JOSH MAXSON

Assistant Athletics Director,  
Football Communications  
Office: (205) 348-3631  
e-mail: jmaxson@ia.ua.edu



### AARON JORDAN

Director of  
Communications  
Office: (205) 348-6084  
e-mail: ajordan@ia.ua.edu



### ROOTS WOODRUFF

Associate Director of  
Athletics Communications  
Office: (205) 348-6084  
e-mail: rwoodruff@ia.ua.edu



### TODD BELL

Assistant Director of  
Athletics Communications  
Office: (205) 348-6084  
e-mail: tbell@ia.ua.edu



### NATHAN SHEEHAN

Assistant Director of  
Athletics Communications  
Office: (205) 348-6084  
e-mail: nsheehan@ia.ua.edu



### ALEX THOMPSON

Assistant Director of  
Athletics Communications  
Office: (205) 348-6084  
e-mail: athompson@ia.ua.edu



### ZACH RHODES (WBB Contact)

Assistant Director of Athletics  
Communications  
Office: (205) 348-6084  
Cell: (919) 247-7585  
e-mail: zrhodes@ia.ua.edu



### HALEY PETERSON

Communications  
Assistant  
Office: (205) 348-6084  
e-mail: hpeterson@ia.ua.edu

## CREDITS

The 2018-19 University of Alabama women's basketball media guide was produced by the staff of the Alabama Athletics Communications Office. The publication was written and edited by Zach Rhodes with assistance from Alex Thompson, Aaron Jordan and Jaxon Peebles. Photography by Alabama Athletics Director of Photography Kent Gidley, Amelia Barton, Robert Sutton and student assistants. Special thanks to the Crimson Tide coaching staff, Brent Hollingsworth for the cover design and the staff of the SEC office. Copyright 2017 by the Board of Trustees of The University of Alabama. "Roll Tide," "Crimson Tide," "Bama" and the primary and secondary logos are registered trademarks of The University of Alabama.

## 2018-19 ALABAMA ROSTER

### NUMERICAL

No.	Name	Pos.	Ht.	Year	Exp.	Hometown (Previous School)
0	Tanyiah Worth	G	6-1	Fr.	HS	Flowery Branch, Ga. (Flowery Branch)
1	Megan Abrams	G	5-9	Fr.	HS	Lafayette, La. (Lafayette Christian Academy)
2	Amber Richardson	G	6-0	Sr.	1L	Garner, N.C. (NC State)
3	Jordan Lewis	G	5-7	Jr.	2L	Windmere, Fla. (Lake Highland Prep)
4	Cierra Johnson	G	5-10	Jr.	TR	Mobile, Ala. (Shelton State CC)
5	Hannah Barber	G	5-6	Fr.	HS	Homewood, Ala. (Homewood)
10	Taylor Berry	G	5-9	Sr.	3L	New Orleans, La. (Mt. Carmel Academy)
12	Allie Craig Cruce	F	6-1	Fr.	HS	Killen, Ala. (Lauderdale County)
22	Ariyah Copeland	F	6-3	So.	1L	Columbus, Ga. (Columbus)
23	Shaquera Wade	G	6-0	Sr.	3L	Huntsville, Ala. (Huntsville)
24	De'Sha Benjamin	G	6-0	Fr.	HS	Augusta, Ga. (Lucy C. Laney)
25	Ashley Knight	F	6-5	Jr.	2L	Austin, Texas (Lyndon B. Johnson)
34	Grace Pelphrey	G	6-1	Fr.	HS	Tuscaloosa, Ala. (Tuscaloosa Academy)
40	Jasmine Walker	F	6-3	Jr.	1L	Montgomery, Ala. (Florida State)
42	Shelby Gibson	C	6-3	Jr.	TR	Murfreesboro, Tenn. (Ole Miss)

### ALPHABETICAL

No.	Name	Pos.	Ht.	Year	Exp.	Hometown (Previous School)
1	Megan Abrams	G	5-9	Fr.	HS	Lafayette, La. (Lafayette Christian Academy)
5	Hannah Barber	G	5-6	Fr.	HS	Homewood, Ala. (Homewood)
24	De'Sha Benjamin	G	6-0	Fr.	HS	Augusta, Ga. (Lucy C. Laney)
10	Taylor Berry	G	5-9	Sr.	3L	New Orleans, La. (Mt. Carmel Academy)
22	Ariyah Copeland	G	6-3	So.	1L	Columbus, Ga. (Columbus)
12	Allie Craig Cruce	F	6-1	Fr.	HS	Killen, Ala. (Lauderdale County)
42	Shelby Gibson	C	6-3	Jr.	TR	Murfreesboro, Tenn. (Ole Miss)
4	Cierra Johnson	G	5-10	Jr.	TR	Mobile, Ala. (Shelton State CC)
25	Ashley Knight	F	6-5	Jr.	2L	Austin, Texas (Lyndon B. Johnson)
3	Jordan Lewis	G	5-7	Jr.	2L	Windmere, Fla. (Lake Highland Prep)
34	Grace Pelphrey	G	6-1	Fr.	HS	Tuscaloosa, Ala. (Tuscaloosa Academy)
2	Amber Richardson	G	6-0	Sr.	1L	Garner, N.C. (NC State)
23	Shaquera Wade	G	6-0	Sr.	3L	Huntsville, Ala. (Huntsville HS)
40	Jasmine Walker	F	6-3	Jr.	1L	Montgomery, Ala. (Florida State)
0	Tanyiah Worth	G	6-1	Fr.	HS	Flowery Branch, Ga. (Flowery Branch)

### INSIDE THE ROSTER

#### Returning Letterwinners (7)

Taylor Berry  
Ariyah Copeland  
Ashley Knight  
Jordan Lewis  
Amber Richardson  
Shaquera Wade  
Jasmine Walker

#### Returning Starters (2)

Jordan Lewis  
Shaquera Wade

#### Newcomers (8)

Megan Abrams  
Hannah Barber  
De'Sha Benjamin  
Allie Craig Cruce  
Shelby Gibson  
Cierra Johnson  
Grace Pelphrey  
Tanyiah Worth

#### Seniors (3)

Taylor Berry  
Amber Richardson  
Shaquera Wade

#### Juniors (5)

Shelby Gibson  
Cierra Johnson  
Ashley Knight  
Jordan Lewis  
Jasmine Walker

#### Sophomores (1)

Ariyah Copeland

#### Freshmen (6)

Megan Abrams  
Hannah Barber  
De'Sha Benjamin  
Allie Craig Cruce  
Grace Pelphrey  
Tanyiah Worth

### PRONUNCIATIONS

Ariyah Copeland	uh-RYE-uh
De'Sha Benjamin	Day-shuh
Grace Pelphrey	Pell-free
Shaquera Wade	shuh-KEER-uh
Tanyiah Worth	Tuh-NI-uh

## 2018-19 SCHEDULE

Date	Opponent	Location	Time (CT)	TV
Sunday, Oct. 21	Faulkner <sup>1</sup>	Tuscaloosa, Ala.	3 p.m.	
Thursday, Nov. 1	Mississippi College <sup>1</sup>	Tuscaloosa, Ala.	7 p.m.	
Wednesday, Nov. 7	Southeastern Louisiana	Tuscaloosa, Ala.	7 p.m.	SECN +
Tuesday, Nov. 13	at Utah	Salt Lake City, Utah	8 p.m.	UtahUtes.com
Thursday, Nov. 15	at SMU	Dallas, Texas	7 p.m.	PonyUp TV
Monday, Nov. 19	Clemson	Tuscaloosa, Ala.	7 p.m.	SEC Network
Friday, Nov. 23	Grambling State	Tuscaloosa, Ala.	2 p.m.	SECN +
Tuesday, Nov. 27	Stetson	Tuscaloosa, Ala.	7 p.m.	SECN +
Saturday, Dec. 1	vs. Tulsa <sup>2</sup>	Tempe, Ariz.	4:30 p.m.	
Sunday, Dec. 2	vs. Arizona State/La. Tech <sup>2</sup>	Tempe, Ariz.	12:30/3 p.m.	
Wednesday, Dec. 5	South Alabama	Tuscaloosa, Ala.	11:30 a.m.	SECN +
Saturday, Dec. 8	Tulane	Tuscaloosa, Ala.	2 p.m.	SECN +
Sunday, Dec. 16	Northwestern State	Tuscaloosa, Ala.	2 p.m.	SECN +
Thursday, Dec. 20	vs. Virginia <sup>3</sup>	Orlando, Fla.	3 p.m.	FloHoops
Friday, Dec. 21	vs. Miami (Fla.) <sup>3</sup>	Orlando, Fla.	5:15 p.m.	FloHoops
Thursday, Jan. 3	Florida *	Tuscaloosa, Ala.	7 p.m.	SECN +
Sunday, Jan. 6	at South Carolina *	Columbia, S.C.	11 a.m.	ESPNU
Thursday, Jan. 10	Auburn *	Tuscaloosa, Ala.	7 p.m.	SECN +
Sunday, Jan. 13	at Texas A&M *	College Station, Texas	1 p.m.	ESPNU
Thursday, Jan. 17	Tennessee *	Tuscaloosa, Ala.	8 p.m.	SEC Network
Sunday, Jan. 20	LSU *	Tuscaloosa, Ala.	1 p.m.	SEC Network
Thursday, Jan. 24	at Arkansas *	Fayetteville, Ark.	7 p.m.	SECN +
Sunday, Jan. 27	at Georgia *	Athens, Ga.	1 p.m.	ESPNU
Sunday, Feb. 3	Mississippi State *	Tuscaloosa, Ala.	12 p.m.	SEC Network
Thursday, Feb. 7	at Florida *	Gainesville, Fla.	6 p.m.	SECN +
Monday, Feb. 11	Kentucky *	Tuscaloosa, Ala.	6 p.m.	SEC Network
Sunday, Feb. 17	at Auburn *	Auburn, Ala.	3 p.m.	SEC Network
Thursday, Feb. 21	at Vanderbilt *	Nashville, Tenn.	7 p.m.	SECN +
Sunday, Feb. 24	Georgia *	Tuscaloosa, Ala.	5 p.m.	SEC Network
Thursday, Feb. 28	Ole Miss *	Tuscaloosa, Ala.	7 p.m.	SECN +
Sunday, March 3	at Missouri *	Columbia, Mo.	2 p.m.	SECN +
March 6-10	SEC Tournament <sup>4</sup>	Greenville, S.C.	TBA	SECN/ESPNU/2

\* - Southeastern Conference game

1 - Exhibition

2 - Arizona State Classic (Tempe, Ariz.)

3 - Florida Sunshine Classic (Orlando, Fla.)

4 - SEC Tournament (Greenville, S.C.)

**ATHLETICS COMMUNICATIONS OFFICE**

The Alabama Athletics Communications Office is located on the ground level of Coleman Coliseum.

Phone: (205) 348-6084  
 Fax: (205) 348-8841

**MAILING ADDRESS**

Alabama Athletics Communications  
 PO Box 870391  
 Tuscaloosa, AL 35487

**OVERNIGHT SHIPPING**

Alabama Athletics Communications  
 1201 Coliseum Drive  
 Room 170  
 Tuscaloosa, AL 35401

**MEDIA CREDENTIALS**

Credentials are required for access on the floor at all University of Alabama home women's basketball games. Media and photo credential requests should be sent via e-mail to Assistant Director of Athletics Communications Zach Rhodes at [zrhodes@ia.ua.edu](mailto:zrhodes@ia.ua.edu). Placecards on press row identify media seating. Credentials may be picked up at the media will call table at Coleman Coliseum. Will call will open two hours prior to tipoff and is located in the southeast corner of Coleman Coliseum.

Parking is available on a first-come, first-served basis in the Coleman Coliseum parking lot.

**INTERVIEWS**

Alabama head coach Kristy Curry and student-athletes are available for interviews in person or, with prior arrangement, by telephone. Alabama practices are held in both Foster Auditorium and Coleman Coliseum. Practices are closed to the media, unless prior arrangements have been made. Curry and student-athletes can be made available following the completion of practice, depending upon class schedules, travel or other plans. Media wishing to attend practice should contact Zach Rhodes at least 24 hours in advance. Practice plans can be obtained through the athletics communications office.

On game day, only postgame interviews are allowed. Please arrange all interviews through the athletics communications staff.

**RADIO BROADCASTS**

Visiting teams wishing to broadcast games from Coleman Coliseum are provided access to one phone line. Calls are charged to the visiting radio

network. Should an additional line be required, broadcasters must arrange their own hookup through The University of Alabama Telecommunications Office at (205) 348-6300. Visiting radio broadcasters must call in advance or have their media relations office notify Alabama that they will be broadcasting the game and will require credentials. Alabama provides a monitor that is hooked up to the computer stats program, providing electronic media up-to-the-second stats.

**GAME SERVICES**

Complete team and individual statistics (box score), quotes and a running play-by-play are provided to the media who cover the Crimson Tide at home. Copies of stats, game notes, media guides and roster sheets are available in the media room, located off the southeast side of the court near the media seating in section O. Complete books, which include the box and play-by-play, will be brought to the media room promptly following the game's conclusion. At home games, with five minutes remaining on the game clock, a member of the Athletics Communications staff will collect postgame interview requests. Approximately 10 minutes after the game ends, the two head coaches and the requested student-athletes will come to the interview room adjacent to press row in Coleman Coliseum.

**INTERNET**

Information about The University of Alabama athletics teams can be found online at [RollTide.com](http://RollTide.com). Site offerings include rosters, schedules, results, stats, box scores and biographical information. Members of the media can access high-resolution photos of Tide student-athletes and teams via the Crimson Tide Digital Media platform ([CrimsonTideMedia.com](http://CrimsonTideMedia.com)), which also provides access to a centralized location for helpful information on covering the Tide and credential requests.

From the website, Tide fans can find a link to listen to Alabama games live via the internet and follow home game action through live stats.

Wireless internet is available throughout Coleman Coliseum, while ethernet jacks are available at every seat in section O and in the media room.

**VIDEO FOOTAGE/SATELLITE FEEDS**

The University of Alabama, through Crimson Tide Sports Marketing and the Crimson Tide Sports Network, offers a weekly 15-minute satellite feed consisting of interviews with coaches and athletes, taped highlights and a narrated taped package. The package is offered

September through May. During the season, the women's basketball team is included in this package. For its key home games, Alabama may offer a feed following the game that night.

Please call CTSM at (205) 348-9610 for more details, including the time and coordinates, if interested in taking the feed. To obtain video footage of the team, please contact CTSM at the above number.

**SOCIAL MEDIA**

In addition to [RollTide.com](http://RollTide.com), news, video and features on the Alabama women's basketball team can be found on Facebook, Twitter, Instagram and YouTube by searching for AlabamaWBB.

**SEC VIDEO FEEDS/TELEVISION**

Through the SEC Network, highlights of SEC events are free to embed in your website. Please visit [SECNetwork.com](http://SECNetwork.com) for embeddable clips of event highlights. The usage of clips is unlimited. To do so: A. Locate the video you want on the [SECNetwork.com](http://SECNetwork.com) website. B. Click the "Tool" icon below the video, then click "Share"; Make sure to wait until the ad ends. C. Grab the embed code, paste it into your content management system or provide it to your website's engineer.

**RADIO NETWORK**

Alabama women's basketball can be heard on the radio by tuning into one of the 15 stations state-wide as part of the Crimson Tide Sports Network (CTSN).

**SEC NETWORK +**

SEC Network + events are exclusively available on [SECNetwork.com](http://SECNetwork.com) and via WatchESPN. SEC Network + events will add live and on-demand coverage of more than 550 digital-exclusive sporting events to the SEC Network multi-screen output in the first year. Ranging across multiple sports from all member schools, SEC Network + events will all be high-quality, multi-camera productions – enabled by extensive new technological and production capabilities built out by ESPN and SEC schools in support of the SEC Network launch.

In addition to authenticated access to the SEC Network and SEC Network + (via laptops and desktops; access via iOS and Android smartphones and tablets is via WatchESPN), SEC Network + will also serve as a platform to deliver additional events produced by the schools and [SECNetwork.com](http://SECNetwork.com) will also feature original short clips, video from studio programs, original digital video projects and more.

# ON YOUR CAMPUS...

## ALABAMA PRESIDENT DR. STUART R. BELL

Dr. Stuart R. Bell became the 29th president of The University of Alabama in July 2015, bringing with him 30 years of experience in higher education. He had previously served at the Capstone for 16 years as a faculty member and department head of mechanical engineering. During this time, he also founded and directed an interdisciplinary research center, the Center for Advanced Vehicle Technologies, which continues to thrive today.

Since his return to the Capstone, Dr. Bell has led the University to develop a strategic plan that maps out the aspirations of the campus for the next five years and beyond. Renewing UA's commitment to its students and the campus community, and with a focus on significantly increasing investments in faculty and research, the plan promises to improve the quality of life for citizens across our state, nation and world. Already, several of the plan's initiatives are underway, with multiple research institutes formed on campus, creating an interdisciplinary approach to address national and worldwide challenges in the areas of water, transportation and lifespan research.

Prior to returning to UA as president, Dr. Bell was executive vice president and provost at Louisiana State University. Before his time at LSU, he served the University of Kansas as dean of the School of Engineering. Under his leadership, both institutions opened new facilities and saw great success in student recruitment and retention.

An Abilene, Texas, native, Dr. Bell earned a nuclear engineering degree from Texas A&M University in 1979. He earned his master's degree and doctorate in mechanical engineering from the same university in 1981 and 1986, respectively.

It was also at Texas A&M that he met and fell in love with his wife, Susan. They have three adult children, Stuart, Stacy and Stephen. They are also the proud grandparents to one granddaughter and are expecting another granddaughter this fall.



# ON YOUR CAMPUS...

- Enrollment at The University of Alabama reached a record high of 38,563 for fall 2017. More than 40 percent of UA's 7,407-member freshman class scored 30 or higher on the ACT and 38 percent were in the top 10 percent of their high school graduating class. The entering class carries an average high school grade-point average of 3.72, with 34 percent having a high school GPA of 4.0 or higher.
- The University of Alabama is a leader among public universities nationwide in the enrollment of National Merit Scholars, with more than 500 currently enrolled.
- Ranked among the top 60 public universities in the nation in U.S. News and World Report's annual college rankings. UA's latest college rankings include:
  - The School of Law is ranked 27th among all law schools in the nation (ninth among public universities), spring 2018.
  - The School of Library and Information Studies is ranked 28th nationally in the latest rankings for library schools, spring 2018.
- University of Alabama students continue to win prestigious national awards. Fifty-three UA students have been named Goldwater Scholars, including two in 2018. The University of Alabama has produced a total of 15 Rhodes Scholars, 16 Truman Scholars, 33 Hollings Scholars and 13 Boren Scholars.
- Twenty-six current UA faculty have received National Science Foundation CAREER Awards, the nation's most prestigious recognition of top-performing young scientists, in disciplines ranging from nanoscience and engineering to biological sciences.
- UA was awarded a patent for a medical privacy tent developed by engineering students and Crimson Tide Athletics, firmly protecting the tent's capability to expand or collapse on the sideline of a football field.
- Fifteen University of Alabama graduates have accepted Fulbright awards to study and teach abroad during 2018-2019.
- *PRWeek Magazine* has recognized the public relations program in The University of Alabama's College of Communication and Information Sciences as one of the top five programs in the nation eight times in the past 10 years.
- Students at UA who competed in a NASA robotics contest came away with the top prize for the fourth year in a row in 2018. Alabama Astrobotics took the top prize at the NASA Robotic Mining Competition.
- *U.S. News and World Report* ranks The University of Alabama's Manderson Online Business Master's programs 13th in the nation.
- Public Accounting Report's 2017 rankings place UA's Culverhouse School of Accountancy's undergraduate program seventh, master's programs ninth and doctoral program seventh in the nation.
- UA's Army ROTC Ranger Challenge team won its second consecutive Brigade Ranger Challenge at Camp Blanding, Fla., in January 2018, defeating 10 other Ranger Challenge teams.
- UA is building a new Performing Arts Academic Center on the historic Bryce property. The \$60 million center will provide the theatre and dance department with space for performances and to expand its community programming and outreach.
- UA's Stran-Hardin Arena, a \$10 million vanguard facility for adapted sports, was unveiled in January 2018.



# GREG BYRNE

## DIRECTOR OF ATHLETICS



Greg Byrne, one of the most acclaimed and respected administrators in collegiate athletics, began his tenure as Alabama's Director of Athletics on March 1, 2017. His role at Alabama is his third venture at the helm of a major collegiate athletics program.

Since taking over, Byrne developed and implemented The Standard, a five-year strategic plan outlining the mission statement and core values of Alabama Athletics as well as benchmarks in the areas of academics, student-athlete welfare, athletics success, financial resources, facilities, staffing and operating with integrity. In addition, a 10-year comprehensive initiative focused on the renovation of facilities and development of an infrastructure that will drive future success was created.

Alabama Athletics celebrated its highest finish in program history in the Learfield Directors' Cup at the conclusion of the 2017-18 season, placing 14th thanks to a national championship in football, runner-up finishes in men's and women's golf and NCAA postseason appearances by men's basketball, gymnastics, soccer, softball, men's and women's swimming & diving, men's tennis, men's and women's cross country, men's and women's indoor track & field and men's and women's outdoor track & field. The Tide also continued its run of excellence in the classroom, leading the nation in Academic All-Americans with 11.

Prior to coming to Alabama, Byrne was Vice President for Athletics at the University of Arizona from 2010-17 and was Director of Athletics at Mississippi State University from 2008-10. With more than 20 years of experience as an athletics administrator, Byrne has fashioned an impressive administrative career hallmarked by consistent success in fundraising, innovative strategies and competitive success with a strong emphasis on academic excellence.

Throughout his career, Byrne has been consistently more impactful and successful with each step up the administrative ladder. As a fundraiser, he has been directly involved in raising more than \$200 million in gifts during his career. As a leader of competitive athletics programs, he has fostered major improvements across the spectrum of sports at both programs he has led. A

proponent of developing student-athletes into productive people after college, Byrne has led programs that have attained academic success at levels not reached prior to his tenure.

He also has deep experience working in the Southeastern Conference (SEC), having spent 2002 to 2005 at the University of Kentucky as Associate Athletics Director for Development and Fundraising before a four-year stint at Mississippi State (2006-10). From 2006-08, Byrne served as Associate Athletics Director for External Affairs at MSU before becoming Director of Athletics.

Under Byrne's leadership, Arizona Athletics underwent more than \$140 million in construction and renovation of athletics facilities. That work was highlighted by the \$72 million Lowell-Stevens Football Facility, the addition of two video boards in Arizona Stadium (football), and a new scoreboard in the McKale Center (basketball). Additionally, Byrne oversaw a \$30 million renovation of the McKale Center, a project that included upgraded locker rooms, seating, restrooms, concessions, enhanced lighting and a new playing floor.

At Mississippi State, where he was the youngest athletics director in the SEC and the youngest to lead an athletic program at the NCAA Division I-A level, Byrne oversaw the hiring of head football coach Dan Mullen and former head baseball coach and current Director of Athletics John Cohen.

In addition to his role as Director of Athletics, Byrne serves on several committees at both the conference and national levels including the United States Olympic Committee Collegiate Advisory Council, the Division I Football Oversight Committee and the Southeastern Conference Security Committee. He also serves as first vice president of the National Association of Collegiate Directors of Athletics.

As the son of veteran athletics administrator Bill Byrne, one of the nation's most prominent college sports administrators with 30 years of experience as an Athletics Director, Greg Byrne has been around the enterprise of running successful athletic programs for most of his life.

A native of Pocatello, Idaho, Byrne earned his bachelor's degree from Arizona State University in 1994 and his master's degree from Mississippi State University in 2009. Byrne is married to the former Regina Misa of Junction City, Ore., and the couple has two sons, Nick and Davis.




### BYRNE FAMILY


Greg and his wife, Regina, with sons Nick and Davis.




# ATHLETICS ADMINISTRATION



**FINUS GASTON**  
DEPUTY DIRECTOR OF ATHLETICS/CFO



**KEVIN ALMOND**  
EXECUTIVE ASSOCIATE ATHLETICS DIRECTOR




**DR. JAMES KING**  
FACULTY ATHLETICS REPRESENTATIVE



**MARIE ROBBINS**  
SENIOR ASSOCIATE ATHLETICS DIRECTOR/SWA



**J BATT**  
SENIOR ASSOCIATE ATHLETICS DIRECTOR, DEVELOPMENT



**JON DEVER**  
SENIOR ASSOCIATE ATHLETICS DIRECTOR, STUDENT SERVICES



**JEFF PURINTON**  
SENIOR ASSOCIATE ATHLETICS DIRECTOR, EXTERNAL OPERATIONS




**MATT SELF**  
SENIOR ASSOCIATE ATHLETICS DIRECTOR, COMPLIANCE



**JEFF ALLEN**  
ASSOCIATE ATHLETICS DIRECTOR, SPORTS MEDICINE



**CHRIS BESANCENY**  
ASSOCIATE ATHLETICS DIRECTOR, TICKETING AND TIDE PRIDE



**TOMMY FORD**  
ASSOCIATE ATHLETICS DIRECTOR, ALUMNI RELATIONS



**TIFFINI GRIMES**  
ASSOCIATE ATHLETICS DIRECTOR, COMPLIANCE/ CHIEF DIVERSITY OFFICER



**BRAD LEDFORD**  
ASSOCIATE ATHLETICS DIRECTOR, STRATEGIC MARKETING



**JESSICA PARÉ**  
ASSOCIATE ATHLETICS DIRECTOR, COMMUNICATIONS




**JEFF SPRINGER**  
ASSOCIATE ATHLETICS DIRECTOR, EQUIPMENT OPERATIONS




**AARON VOLD**  
ASSOCIATE ATHLETICS DIRECTOR, DEVELOPMENT



**JUSTIN BRANT**  
ASSISTANT ATHLETICS DIRECTOR, CRIMSON TIDE PRODUCTIONS



**BURTON BURNS**  
ASSISTANT ATHLETICS DIRECTOR, FOOTBALL



**CHRIS DARLING**  
ASSISTANT ATHLETICS DIRECTOR, DEVELOPMENT



**MICHAEL DEAN**  
ASSISTANT ATHLETICS DIRECTOR, COMPLIANCE



**JESSIE GARDNER**  
ASSISTANT ATHLETICS DIRECTOR, STUDENT-ATHLETE ENHANCEMENT




**RAND HARRIS**  
ASSISTANT ATHLETICS DIRECTOR, INFORMATION TECHNOLOGY



**ALLISON JEFFREYS**  
ASSISTANT ATHLETICS DIRECTOR, HUMAN RESOURCES



**RED LEONARD**  
ASSISTANT ATHLETICS DIRECTOR, EVENT MANAGEMENT




**DANIEL LYERLY**  
ASSISTANT ATHLETICS DIRECTOR, FOOTBALL VIDEO SERVICES



**RYAN MAJERCIK**  
ASSISTANT ATHLETICS DIRECTOR, MARKETING AND FAN DEVELOPMENT




**JOSH MAXSON**  
ASSISTANT ATHLETICS DIRECTOR, FOOTBALL COMMUNICATIONS




**ELLIS PONDER**  
ASSISTANT ATHLETICS DIRECTOR, FOOTBALL OPERATIONS




**BRANDON SEVEDGE**  
ASSISTANT ATHLETICS DIRECTOR, FACILITIES



**KYLE VASEY**  
ASSISTANT ATHLETICS DIRECTOR, STRATEGIC PLANNING



**AMY WOODS**  
ASSISTANT ATHLETICS DIRECTOR, FINANCE



# COLEMAN COLISEUM

Alabama women's basketball returned to Coleman Coliseum during the 2016-17 season after playing primarily at Foster Auditorium following the building's renovation in 2011.

"One of the first things I talked about in my introductory press conference when we arrived three years ago was building our fan base," said women's basketball head coach Kristy Curry. "We've worked really hard at that both on the court and in the community, and in turn, those fans have provided us with one of the most incredible and electric home-court atmospheres anywhere. Foster Auditorium is such a special place, and we have enjoyed calling it our home since day one. We will continue to work out of and practice in Foster, but we are thrilled that the interest and excitement around the program has made for a move back to Coleman Coliseum."

Women's basketball played 35 games in Foster from 1975-81, splitting time between Foster Auditorium and the main floor of Coleman Coliseum, until permanently moving to Coleman Coliseum from 1981-2011. Following the completion of the renovation, women's basketball played its final three home games of the 2010-11 season in Foster before its first complete season in the building during the 2011-12 campaign. All but four of its home games, which includes two season-opening doubleheaders with men's basketball and a pair of 5th Grade Fastbreak games, were played at Foster Auditorium from 2011-16.

## COLEMAN COLISEUM

Opened on Jan. 30, 1968, and originally named Memorial Coliseum, Coleman Coliseum has served as the home court of the Alabama basketball team for 42 years.

One of college basketball's finest facilities then and now, the multi-purpose arena was ahead of its time when originally constructed at a cost of \$4.2 million. The building occupies two acres of land with the roof reaching 90 feet above the playing surface and almost 100,000 square feet of space in the main seating area.

The arena was re-dedicated in 1988 as Coleman Coliseum in honor of Jeff Coleman, a long-time Crimson Tide historian,

business manager for athletics and alumni director that served on the committee that oversaw construction and planning of the Coliseum.

The coliseum houses a number of athletic department offices, the ticket and Tide Pride offices, a club level room (the Crimson Tide Room), a President's reception area (the C.M. Newton Room), an auxiliary gymnasium, an equipment room, weight rooms, steam bath, training room, food service areas, photo studios and locker room facilities for staff and athletes.

## FOSTER AUDITORIUM

Originally built in 1939, Foster Auditorium was named in 1942 for Richard Clarke Foster, president of The University of Alabama from 1937-41. It was the largest and most expensive of 14 buildings added to campus between 1936 and 1939 using funds from the Public Works Administration.

In its original capacity, Foster served as home for intramural sports, graduations, concerts, lectures and campus meetings. It also served as the home of several varsity athletic programs over the years, including men's basketball from 1939-68, women's volleyball from 1974-81, 1989-95 and 2011-present, women's basketball, which played selected games in Foster, from 1975-81, and gymnastics from 1975-84.



# FOSTER AUDITORIUM

## 2018-19 SEASON OUTLOOK

There's an air of excitement and anticipation around the Alabama women's basketball program this year under sixth-year head coach Kristy Curry.

There's also an element of the unknown, which is to be expected when you're talking about eight players on the 15-player roster who weren't there a year ago. Analysts who rank the Southeastern Conference's programs will be hesitant to vote on the unknown. That's all right with Curry.

"I feel like we're the team in the SEC that has a chance to really do some things that maybe nobody (sees coming)," Curry said. "They're going to look at how young we are. Sometimes, (those types of players) don't know any better. It's the most talented roster we've had and the deepest we've had since I've been here."

It all starts with junior Cierra Johnson, recruited to Alabama three years ago out of Blount High before ending up at Shelton State Community College, where she earned junior college player of the year honors by averaging 17.6 points, 5.9 assists and 5.7 rebounds per game.

"The thing that makes her so special is she can play multiple positions," Curry said. "I think it's going to be really fun to watch her impact in so many different ways. She's so unassuming, then all of a sudden she does something that you're just like, 'Wow!'"

Johnson will join returning point guard Jordan Lewis in the backcourt, giving Alabama one of the most explosive guard tandems in the conference.

"We're going to let who gets the ball, go," Curry said. "Jordan is shooting the ball really well right now, as is Cierra, so we're not going to hold them back. We're going to look to score early and often. We don't want them to have any hesitation. We want them to cut them loose."

Throw in heralded freshman guard Megan Abrams, who can play guard or on the wing, and former Homewood High standout Hannah Barber at the point, along with senior Amber Richardson and a trio of wing players that include senior Shaquera Wade and freshmen Tanyah Worth and De'Sha Benjamin, and it's easy to see why Curry is excited.

"We love the different combinations," Curry said. "We've got three additional ball handlers in our backcourt that we just haven't had. We feel like one of the biggest things we needed were additional shooters. If you're open, you've got to make shots at this level. They don't have the experience, but they have the talent."

There are two more newcomers in the frontcourt: two-time Class 3A player of the year Allie Craig Cruce from Lauderdale County and Ole Miss transfer Shelby Gibson, who averaged 6.7 points and 3.1 rebounds in 19 starts for the Rebels. That's in addition to returners Ariyah Copeland, Ashley Knight and Jasmine Walker, the former Miss Basketball who spent a year at Florida State before transferring to Alabama and "is a completely different player than she was six months ago," Curry noted.

The ability to handle the ball better and shoot the ball more efficiently should translate into a better Crimson Tide squad in 2018-19, but there's more to playing winning basketball than just offense, the head coach pointed out.

"We've got to do a better job of limiting points per game and we've got to outrebound our opponents at a different level than we have in the past," Curry said. "You can always control those two things."

The schedule is challenging with non-conference opponents Virginia and Miami, along with conference powerhouses South Carolina, Texas A&M, Tennessee, Mississippi State and Georgia. Alabama is coming off of back-to-back seasons of 20-plus wins, but it's been nearly 20 years since the Tide earned an NCAA Tournament berth and Curry, who guided Purdue and Texas Tech into postseason play before taking the job at Alabama in 2013, understands the expectations.

"That's why we're here, that's all we know," she





**KRISTY  
CURRY**

Head Coach

Sixth Season

NORTHEAST LOUISIANA, 1988

It did not take long to realize that Kristy Curry was just who Alabama needed to take over the reins as head coach of the women's basketball program. Since being formally introduced on May 16, 2013, Curry and her staff have established a culture that has helped the Crimson Tide make positive strides, both on and off the court, year after year.

Each season under Curry, who has now coached at Alabama for five seasons, has produced significant wins and new milestones. In 2017-18, UA earned its first victory in program history in Knoxville against Tennessee and graduated its winningest senior class in 16 years in Quanetria Bolton, Hannah Cook, Alana da Silva, Coco Knight, Meoshonti Knight and Ashley Williams. This group, along with several other key role players, helped Alabama record back-to-back 20-win seasons for the first time since the late 90s. In addition, the team advanced to the quarterfinals of the Women's National Invitation Tournament in both 2017 and 2018 and made an appearance in the 2017 SEC Tournament quarterfinals, a first for the Tide in over a decade.

Three of Alabama's 2018 seniors – Cook, Meo Knight and Williams – joined the 1,000-point club, marking the first time in program history that Alabama has had three 1,000-point scorers on the same team. Cook finished her career eighth in the UA record books in scoring (1,468) while also ranking first in three-point field goal attempts (781) and fourth in makes (262). Williams also had a record-setting career, finishing her four years in the crimson and white fifth in rebounding (859) and ninth in scoring (1,450).

In 2016-17, Ashley Knight and Jordan Lewis were two of the most impactful freshmen in the league. Knight led the SEC in overall blocks, becoming the first Alabama student-athlete in history to do so, and set the Alabama single-season

record with her 90 rejections. Lewis, who started every game at the point guard position, became the Tide's first Associated Press SEC Newcomer of the Year and was named SEC Freshman of the Week five times.

During the 2015-16 season, Curry guided Alabama to a win over women's basketball powerhouse Tennessee, which was the first since 1984, ending a 42-game losing streak to the Lady Volunteers, and the first victory in the series in program history in Tuscaloosa. The Tide also made it back to the postseason after having been out for five consecutive years.

In 2014-15, Alabama reached double-digit wins in non-conference play for the first time since 2010, which included a victory over then 12th-ranked Nebraska.

Curry's inaugural season at the Capstone saw seven Southeastern Conference victories, marking the most since the 2001-02 season. Included in those wins was the first in Lexington against Kentucky since 2002, the first against Georgia since 2004, to snap a 23-game losing streak to the Lady Bulldogs, and the first in program history at Vanderbilt's Memorial Gym.

Overall, Alabama has won 84 games under Curry in her first five seasons in Tuscaloosa bringing her overall coaching record to 393-228 (.633) in 19 seasons.

Attendance has also increased each year of Curry's tenure. While playing games at Foster Auditorium, her squads set new single-game attendance records each season, with the most recent on Jan. 17, 2016, when 3,732 were on hand for the Tide's win over Georgia.

Another area that has seen dramatic improvement is the team's involvement in community service. The program has taken part in several activities throughout local communities and established its Community Caravan. Alabama has visited and worked with several local organizations and groups

such as Habitat for Humanity, Alberta Head Start, Walk to End Alzheimer's, Hoops for Heart at Huntington Place Elementary School, Upward Basketball, MDA Lock-Up, playing games and serving dessert to the residents of Capstone Village Retirement Community, making gingerbread houses with the students of the CrossingPoints transition program, Project Angel Tree and the program's annual 5th Grade Fastbreak. The team was recognized for its efforts during the athletic department's 2013-14 year-end banquet as the women's team with the most service hours throughout the year.

Curry also received a special honor of her own at the 2014 Women's Basketball Coaches' Association Convention in Nashville, Tenn., as she was awarded the Kay Yow Heart of a Coach Award, presented by the Fellowship of Christian Athletes. The award, established in 2008 to honor the late Kay Yow, recognizes a basketball coach who has coached according to Biblical principles, and to the heart, body and mind of the athlete.

Prior to arriving at The Capstone, Curry spent seven seasons at the helm of the Texas Tech Lady Raider basketball program where she compiled a record of 130-98 (570). She guided the Lady Raiders to a 21-11 record in 2012-13 and an appearance in the NCAA Tournament for the second time in three years.

In her final season in Lubbock, senior guards Monique Smalls, Casey Morris and Chynna Brown picked up All-Big 12 Conference Team honors in 2012-13, led by Brown as a first-team selection. Tech was the only Big 12 team to have all three starting backcourt members named to the all-conference team.

In addition to her time on the court, Curry has spent time off the court contributing on several national and regional committees. She currently is a member of the Women's Basketball Coaches Association, serving on the Defensive Player of the Year Award



## COACHES AND STAFF

committee and is also a member of the USA Today Sports Board of Coaches that votes on the NCAA Division I Top 25 Coaches Poll.

After establishing herself as one of the most successful women's basketball coaches in Purdue history, where she coached from 1999-2006, Curry took over the reins of the tradition-rich program at Texas Tech on March 30, 2006.

On Nov. 23, 2007, Curry added another milestone to her resume as she captured her 200th career win in a 78-56 victory over Kennesaw State. That 2007-08 season also saw the Lady Raiders return to postseason play, as they competed in the WNIT.

In her first stint as a head coach, Curry was hired at Purdue in April of 1999, becoming the first women's basketball coach in NCAA history to inherit a national championship-winning team. She led her first squad to four straight wins in the 1999-2000 season, extending Purdue's school-record win streak to 34 consecutive games, a mark that ranks sixth in NCAA history.

During her seven years at the helm of the Boilermakers, Curry compiled a record of 179-51 (.778) and was 86-26 (.768) in Big Ten Conference games. Curry's teams won two Big Ten regular-season (2001, '02) and three Big Ten Tournament (2000, '03, '04) championships. She also guided her teams to seven NCAA Tournament appearances, including the Final Four and championship game in 2001. Curry became only the second coach in NCAA history to guide her team to the NCAA championship game in her second year as a head coach.

In her fourth season at Purdue, Curry collected her 100th career coaching win with a 74-48 victory against Indiana on Feb. 27, 2003. Curry needed only 126 games to reach that milestone, getting there faster than any coach in Purdue history. Curry also recorded her 100th victory quicker than coaching icons such as the late Pat Summitt of Tennessee, Geno Auriemma of Connecticut, Tara VanDerveer of Stanford and Jody Conradt of Texas.

Not only did Curry have successful teams, but she also had coached some very successful student-athletes in West Lafayette. Under Curry's leadership at Purdue, Katie Douglas became the third player in Big Ten history, and the first Purdue player, to earn two Kodak All-America honors (2000, 2001). Douglas was the 2000 and 2001 Big Ten Player of the Year and was named the 2001 Big Ten Female Athlete of the Year. A two-time All-Big Ten pick, Douglas is one of six Purdue players from the Curry era to earn first team all-conference honors. Lubbock native Erika Valek, a four-year starting point guard for the Boilermakers, capped

her career by receiving the 2004 Frances Pomeroy Naismith Award as the nation's top player under 5-foot-8.

The on-court success of Curry's teams has carried over into the classroom as well. Curry has coached several all-conference, all-academic and All-America players over the span of 18 successful seasons, including 23 Southeastern Conference honor roll recipients. In seven years at Texas Tech, her student-athletes received Academic All-Big 12 honors 13 times and were named to the CoSIDA Academic All-District team five times. Curry's student-athletes received Academic All-Big Ten distinction 24 times during her career at Purdue. Every Boilermaker who finished her playing career at Purdue during Curry's tenure went on to graduate.

Curry began coaching in her home state of Louisiana, as she started at the prep level as a head coach at Weston (1988-90) and Mansfield (1990-91) high schools. From there, Curry quickly moved to the college ranks as an assistant at Tulane for two seasons (1991-93). She then spent a year at Stephen F. Austin (1993-94) before moving on to Texas A&M for the next two seasons (1994-96).

She later returned to the state of Louisiana to be an assistant coach at Louisiana Tech for Hall of Famer Leon Barmore, during three seasons from 1996-99. In 1996-97, Louisiana Tech went 31-4 and advanced to the NCAA Sweet 16. The Lady Techsters then posted another 31-4 record in 1997-98 and finished as the NCAA runner-up. In Curry's final season in Ruston, Louisiana Tech went 30-3 and advanced to the NCAA Final Four.

Off the court, Curry has placed a high priority on giving back to the community. She has been heavily involved with several organizations, including: the American Cancer Society Coaches vs. Cancer, Joe Arrington Cancer Center, Junior League, of Lubbock, Salvation Army, South Plains Food Bank, Women's Protective Services, Komen for the Cure, Ronald McDonald House, UMC Children's Center, AMBUC's of Lubbock, Shoes for Orphan Souls, Toys for Tots, United Way, Girl Scouts and Habitat for Humanity.

A highly sought-after guest speaker, Curry was a keynote speaker for the Lubbock Avalanche-Journal's "A Time for Women" event and has been a spokeswoman for the Muscular Dystrophy Association's "Aisles of Smiles." Curry also has made personal appearances for numerous fundraising events and has recorded several public service announcements.

A native of Olla, La., Curry graduated from LaSalle High School and then went on to earn her bachelor of science degree in

health and physical education at Northeast Louisiana in 1988. She earned a master's degree in education at Stephen F. Austin in 1994.

Curry and her husband Kelly have two daughters, Kelsey and Kendall.



# COACHING HIGHLIGHTS

- NINE NCAA TOURNAMENT APPEARANCES
  - ONE NCAA FINAL FOUR
  - TWO NCAA ELITE EIGHTS
  - FOUR NCAA SWEET 16S
- SIX WOMEN'S NATIONAL INVITATION TOURNAMENT APPEARANCES
- TWO BIG TEN REGULAR-SEASON TITLES
- 11 20-WIN SEASONS



## CAREER HISTORY AND RESULTS

### UNIVERSITY OF ALABAMA, HEAD COACH, 2013-PRESENT

Year	Record	Pct.	SEC Record	Pct.	Postseason
2013-14	14-16	.467	7-9	.438	
2014-15	13-19	.406	2-14	.125	
2015-16	15-16	.484	4-12	.250	WNIT First Round
2016-17	22-14	.611	5-11	.313	WNIT Quarterfinals
2017-18	20-14	.588	7-9	.438	WNIT Quarterfinals
Total (5)	84-79	.515	25-55	.313	

### TEXAS TECH UNIVERSITY, HEAD COACH, 2006-13

Year	Record	Pct.	Big 12 Record	Pct.	Postseason
2006-07	15-16	.484	6-10	.375	
2007-08	17-16	.515	4-12	.250	WNIT Third Round
2008-09	16-15	.516	6-10	.375	
2009-10	18-15	.545	5-11	.313	WNIT Second Round
2010-11	22-11	.667	8-8	.500	NCAA First Round
2011-12	21-14	.600	6-12	.333	WNIT Third Round
2012-13	21-11	.656	11-7	.611	NCAA First Round
Total (7)	130-98	.570	46-70	.397	

### PURDUE UNIVERSITY, HEAD COACH, 1999-2006

Year	Record	Pct.	Big Ten Record	Pct.	Postseason
1999-2000	23-8	.742	11-5	.688	NCAA Second Round
2000-01	31-7	.816	14-2	.875	NCAA Runner Up
2001-02	24-6	.800	13-3	.813	NCAA Second Round
2002-03	29-6	.829	12-4	.750	NCAA Elite Eight
2003-04	29-4	.879	14-2	.875	NCAA Sweet 16
2004-05	17-13	.567	9-7	.563	NCAA Second Round
2005-06	26-7	.788	13-3	.813	NCAA Sweet 16
Total (7)	179-51	.778	86-26	.768	

## COACHES AND STAFF



**TIFFANY  
COPPAGE**

Assistant Coach

First Season

MISSOURI STATE, 2009

Tiffany Coppage is in her first season on the women's basketball coaching staff, serving as an assistant coach and recruiting coordinator. She joined the Crimson Tide after spending the last two seasons in the same position at Northwestern.

In her first season in Evanston, Coppage helped guide the Wildcats to a 20-win season, which included a victory over then-No. 16 Florida and an upset win against Iowa in the opening round of the 2017 Big Ten Women's Basketball Tournament. Northwestern also advanced in its 2018 conference tournament, knocking off Wisconsin in the first round.

Individually, four Wildcats – Nia Coffey, Ashley Deary, Pallas Kunaiyi-Akpanah and Lindsey Pulliam – earned all-conference honors under Coppage's guidance. Coffey was selected to the All-Big Ten First Team and Deary won the league's Defensive Player of the Year award along with earning a spot on the All-Big Ten Second Team in 2017. Kunaiyi-Akpanah secured herself a position on the second team and Pulliam was named honorable mention and all-freshman in 2018. Coffey, who was the only player in the nation to average at least 20 points and 10 rebounds, was also an honorable mention All-American and went on to become the fifth overall pick in the 2017 WNBA Draft.

In her role as recruiting coordinator, Coppage led the charge behind Northwestern signing the No. 18 recruiting class in the nation and the top-rated class in the Big Ten in 2017.

Prior to her tenure with the Wildcats, Coppage spent three seasons at Northern Iowa as an assistant coach. During the

2015-16 season, Coppage helped the Panthers win 24 games, second-most in program history, and a Missouri Valley Conference regular-season title. UNI also advanced to the third round of the Women's National Invitation Tournament that season.

Other stops for Coppage include Western Illinois (assistant coach/recruiting coordinator, 2011-13), Wichita State (graduate assistant, 2010-11) and the Missouri Valley Blazers AAU program (assistant coach, 2010).

A native of Kansas City, Mo., Coppage spent two years at Fort Scott Community College as a student-athlete before finishing her playing career at Missouri State. She started both seasons and was a two-year team captain for the Lady Bears.

Coppage earned her bachelor's degree in broadcast journalism with a minor in general business from Missouri State in 2009. She then went on to earn her master's degree in sports management from Wichita State in 2011.





**KELLY  
CURRY**

Assistant Coach

Sixth Season

TEXAS A&M, 1990

Kelly Curry is in his sixth season with the Crimson Tide women's basketball team, working primarily with the perimeter players, while also handling scheduling, recruiting and scouting.

Curry has helped Alabama to back-to-back 20-win seasons and a pair of Women's National Invitation Tournament quarterfinal appearances. In 2017-18, the Tide picked up its first win in program history in Knoxville against the Tennessee Lady Volunteers and boasted three 1,000-point scorers in Hannah Cook, Meoshonti Knight and Ashley Williams for the first time.

In 2016-17, Alabama collected 22 wins, which was the most since the 1997-98 season and, in addition to reaching the quarterfinals of the WNIT, the Tide also advanced to the quarterfinal round of the Southeastern Conference Tournament for the first time since 2005.

Under his watch, point guard Jordan Lewis was named 2017 SEC Newcomer of the Year by the Associated Press after earning a spot on the SEC All-Freshman Team and being named SEC Freshman of the Week five times. She finished the season ranked fifth in the league in assists per game and 19th in minutes played, the highest of any freshman in those categories. Additionally, Cook ranked No. 1 in every three-point category in the SEC, including percentage, makes, makes per game and attempts.

Curry helped guide Alabama back to the postseason for the first time in five years to cap off the 2015-16 season. The Tide also snapped a 42-game losing streak to women's basketball powerhouse Tennessee, marking the program's first victory over the Lady Volunteers since 1984.

In 2014-15, Alabama collected double-digit wins in non-conference play for the first time since 2010 and had several



finish in the final Southeastern Conference rankings, including Ashley Williams, who led the conference in field goal percentage for the entire season.

In his first season with the program, Alabama won seven SEC games marking the most since the 2001-02 season. Included in those victories was the first in Lexington against Kentucky since 2002, the first against Georgia since 2004 snapping a 23-game losing streak to the Lady Bulldogs, and the first in program history at Vanderbilt's Memorial Gym. Overall, the Tide won 14 games, playing one of the most difficult schedules in the nation.


That year, Williams became the first Alabama player in three seasons to be named to the SEC All-Freshman Team. The two-time SEC Freshman of the Week and member of the Cavalier Classic All-Tournament Team, Williams finished as the only freshman in the SEC to rank in the top 20 in scoring and top 15 in rebounding against league opponents. She came in at No. 17 in scoring, averaging 13.8 points, and No. 14 in rebounding with 6.9 boards per contest.

Curry came to Tuscaloosa after serving in the same position at Texas Tech from 2006-13. Throughout his tenure, the Lady Raiders made five postseason appearances and had three 20-plus win seasons.

Prior to his seven-year stint in Lubbock, Curry spent seven seasons at Purdue, where he also coached the post players and was heavily involved in recruiting and scheduling. The Boilermakers advanced to the NCAA Tournament in each of those years, making the national championship game in 2001. In addition, Purdue won three Big Ten Tournament Championships (2000, 03, 04) and two Big Ten regular season titles (2001, 02).

Curry began his coaching career at Louisiana Tech in 1998, where he spent one season on the sidelines under Hall of Famer Leon Barmore. That year, the Lady Techsters posted a 30-3 record and reached the NCAA Final Four.

Curry graduated from Texas A&M with a degree in business administration management in 1990 and received his teaching certification in 1993 from Stephen F. Austin.





## COACHES AND STAFF



**BROOKS  
WILLIAMS**

Assistant Coach

Third Season

MISSISSIPPI STATE, 2000

Brooks Williams is in her third season as an assistant coach at The University of Alabama and works primarily with the perimeter players, while assisting with recruiting and scouting.

Last season, Williams helped the Crimson Tide reach the 20-win milestone for the second consecutive year and advance to the Women's National Invitation Tournament quarterfinals. Alabama also notched its first victory in Knoxville against Tennessee.

Three Tide seniors in Hannah Cook, Meoshonti Knight and Ashley Williams each reached 1,000 career points, marking the first time the program has ever had three on the same team. Cook, who also led the team in scoring as a sophomore, junior and senior, finished her career ranked eighth in program history in points (1,468), first in three-point field goal attempts (781) and fourth in makes (262).

In Williams' first year in Tuscaloosa, the Tide collected 22 wins, marking the most games an Alabama team has won since the 1997-98 season. The Tide went deep into the postseason, advancing to the quarterfinals of the Southeastern Conference Tournament and the Women's National Invitation Tournament, both of which were first in over a decade.

Williams helped tutor Jordan Lewis, who was named SEC Newcomer of the Year by the Associated Press, becoming the first to earn the honor in program history. She also earned a spot on the SEC All-Freshman Team and was SEC Freshman of the Week five times. Lewis finished the season ranked fifth in the league in assists per game and 19th in minutes played, the highest of any freshman in those categories. Additionally, Cook ranked No. 1 in every three-point category in the SEC, including percentage, makes, makes per game and attempts.



Prior to arriving at the Capstone, Williams spent nine years as head coach at McNeese State University. Williams, the 2011 Southland Conference Coach of the Year and the Cowgirls' all-time winningest coach with 161 victories, took over a program that had not produced a winning record in nearly 10 years and guided McNeese to six consecutive postseason appearances, two of which were in the NCAA tournament. She led the Cowgirls to four 20-win seasons in the her six years and the Southland Conference Championship in 2011 and 2012.

Under her watch, McNeese had 18 All-Southland Conference selections, eight all-tournament team honorees, including a pair of Southland Conference Tournament MVPs and one Southland Conference Newcomer of the Year. Her student-athletes were equally successful in the classroom, garnering four Southland Conference Student-Athlete of the Year awards and 10 all-academic team selections. In addition, Williams' squads had a 100 percent graduation rate.

Williams was instrumental in growing the women's basketball fan base and made it a priority to get out in the Lake Charles community. Since 2010, attendance at home games more than tripled, and on Dec. 16, 2011, the Cowgirls had a top-10 crowd on hand to watch their game against LSU. Williams and her teams participated in a variety of community service activities including Habitat for Humanity, Special Olympics, the American Cancer Society Walk, Toys for Tots and the Ethel Precht Breast Cancer Walk.

In 2014, senior Netanya Jones was one of only 10 to receive national recognition with a spot on the Allstate/WBCA Good Works Team. Williams has also been personally recognized for her efforts in the community as she received the President's Award for outstanding community service

from McNeese in 2013 and was also recognized by Toys for Tots Southwest Louisiana in 2010.

Prior to taking over at McNeese in 2007, Williams served as assistant coach and recruiting coordinator at Southern Miss for three seasons. Other coaching stops include Memphis (2003-04), St. Thomas More High School (2003), Arkansas-Little Rock (2000-03), AAU Mississippi Pride (2000) and AAU Acadiana Stars (1995-99).

Williams graduated from Mississippi State in 2000 with a degree from the College of Education where she majored in sport communication. She was a member of the women's basketball program, however her Lady Bulldog career was cut short due to injuries.

The Jennings, La., native is married to Tyler Williams, and the couple has one son, Griffin.






Brian Johnson is in his third season at Alabama and first as the director of operations. He recently completed his second year on staff, serving as the coordinator of player development, recruiting and video operations, during his first two seasons.

Johnson came to Tuscaloosa after having spent four years as a manager for the Tennessee Lady Volunteers women's basketball team. While in Knoxville, Johnson assisted in several areas of the program including operations, video and graphics. From the operations side, he helped coordinate team travel, practices, summer camps and male practice players. Johnson also spent time with the video coordinator filming practice, making highlight videos, preparing scouting reports and uploading game footage for film exchange. In addition, he gained experience with creating graphics for social media and recruiting.

Johnson completed his Bachelor of Science in education with a concentration in recreation and sport management and a minor in business administration from the University of Tennessee in 2016. He recently finished his Master of Science in human environmental sciences with an emphasis in sports business management in August 2018 from The University of Alabama.



## COACHES AND STAFF



**BRITTANY  
GRAHAM**

Dir. of Video & Creative Content

First Season

GEORGIA STATE, 2010

Brittany Graham joined the Crimson Tide women's basketball staff in June of 2018 as its director of video and creative content.

Graham previously served as a digital correspondent for the Big 12 Conference, a position she held since September 2017. In this role, Graham helped to create original content while traveling to league institutions to conduct interviews with student-athletes and coaches. She also helped provide a digital and social presence at various Big 12 championships and contributed to overall the league's social media strategies.

Prior to her position with the Big 12, Graham was part of the Denver women's basketball staff as director of operations, which she held from 2015 to 2017. Here, she helped organize social media and community service events for the team while also creating content used for recruiting and managing the team's summer camps. Other professional stops include Berry College and Emory University as an assistant coach and an sales ticket representative for the Atlanta Dream.

Graham earned a master's degree in sports administration and bachelor's degree in English with a minor in journalism, both from Georgia State. She was a member of the Panthers' women's basketball team from 2008-10.




COACHES/STAFF

# COACHES AND STAFF



**DANIELLE  
BELLIVEAU**

STUDENT MANAGER




**TRAVIS  
BLIGH**

GRADUATE ASSISTANT MANAGER



**JUSTIN  
BRANT**

CRIMSON TIDE PRODUCTIONS



**MICHAEL  
CHADWICK**

BUILDING MANAGER




**SHELBY  
FISHER**

MARKETING



**BROOKE  
FOGARTY**

STUDENT MANAGER



**KENT  
GIDLEY**

PHOTOGRAPHY




**JUSTIN  
GUNTER**

TICKET OFFICE



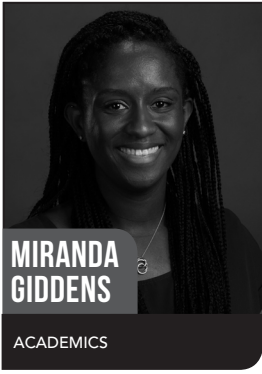
**BRENT  
HOLLINGSWORTH**

CRIMSON TIDE PRODUCTIONS



**ROGER  
HOOVER**

CRIMSON TIDE SPORTS NETWORK



**MIRANDA  
GIDDENS**

ACADEMICS




**TYLER  
GOLDBERG**

STUDENT MANAGER




**JASON  
JONES**

STRENGTH & CONDITIONING



**TERRY  
JONES**

STRENGTH & CONDITIONING




**DARAH  
MCINTURF**

ATHLETIC TRAINER



**STUART  
MOORE**

EQUIPMENT



**DAVID  
NEDER**

EVENT MANAGEMENT



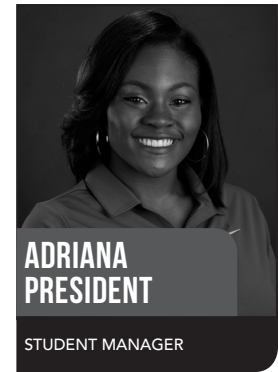
**VICKEY  
PLANT**

ADMINISTRATIVE ASSISTANT



**AMANDA  
POPPLETON**

PERFORMANCE NUTRITION



**ADRIANA  
PRESIDENT**

STUDENT MANAGER



**DR. STUART  
RAY**

TEAM PHYSICIAN



**MARIE  
ROBBINS**

SENIOR WOMEN'S ADMINISTRATOR



**HAROLD  
SEXTON**

EVENT TECHNOLOGY



**JORDAN  
STITES**

STUDENT MANAGER



**ADAM  
WHITE**

CRIMSON TIDE PRODUCTIONS

COACHES/STAFF

# PLAYER PROFILES



10

5-9 • Senior

Guard

## TAYLOR BERRY

New Orleans, La. (Mount Carmel)

### CAREER HIGHS

Points	3 - 2X, last at TCU (12/1/17)
Rebounds	2 vs. Alabama A&M (11/27/16)
FG Made	1 - 3X, last at TCU (12/1/17)
FG Att.	4 vs. Alabama A&M (11/13/15)
3PT FG Made	1 at TCU (12/1/17)
3PT FG Att.	3 vs. Alabama A&M (11/13/15)
FT Made	1 vs. Lipscomb (11/17/16)
FT Att.	1 vs. Lipscomb (11/17/16)
Assists	1 - 5X, last at Georgia Southern (11/19/17)
Steals	1 - 4X, last vs. Alabama A&M (11/10/17)
Blocks	N/A
Minutes	15 at Georgia Southern (11/9/17)

### SEC HIGHS

Points	N/A
Rebounds	N/A
FG Made	N/A
FG Att.	N/A
3PT FG Made	N/A
3PT FG Att.	N/A
FT Made	N/A
FT Att.	N/A
Assists	N/A
Steals	N/A
Blocks	N/A
Minutes	4 at LSU (2/5/17)

### 2017-18 SEASON HIGHS

Points	3 at TCU (12/1/17)
Rebounds	1 - 2X, last at Georgia Southern (11/19/17)
FG Made	1 at TCU (12/1/17)
FG Att.	3 at Georgia Southern (11/19/17)
3PT FG Made	1 at TCU (12/1/17)
3PT FG Att.	1 - 5X, last vs. Florida A&M (12/28/17)
FT Made	N/A
FT Att.	N/A
Assists	1 - 2X, last at Georgia Southern (11/19/17)
Steals	1 vs. Alabama A&M (11/10/17)
Blocks	N/A
Minutes	15 at Georgia Southern (11/19/17)

### ACCOLADES

- SEC Academic Honor Roll (2016-17, 2017-18)

### JUNIOR (2017-18)

- Received a scholarship on the first practice of the fall after coming to The Capstone as a walk-on
- Played in 12 games
- Recorded one assist and one rebound versus Alabama A&M (11/10)
- Finished with one rebound and one assist against Georgia Southern (11/19)
- Tied a career high in points after hitting a three-pointer on the road against TCU (12/1)

### SOPHOMORE (2016-17)

- Played in 11 games in her second season
- Scored a career-high three points and also collected a steal versus Lipscomb (11/17)
- Collected the first two rebounds of her Alabama career and added an assist against Alabama A&M (11/27)
- Contributed one rebound and one assist in the game against Mercer (3/16)

### FRESHMAN (2015-16)

- Appeared in eight games in reserve action
- Had two points and a steal in eight minutes off the bench against Alabama A&M (11/13)
- Recorded one steal in three minutes of play versus Appalachian State (11/16)
- Played six minutes, but did not record any stats against Mississippi Valley State (11/22)
- Recorded her first career assist in the win over the Lipscomb (12/28)

### PREP HIGHLIGHTS

- Earned an academic scholarship to Alabama prior to receiving an athletic scholarship in 2017
- Valedictorian of her class at Mount Carmel
- Louisiana Sports Writers Association All-State selection
- All-Metro selection by NOLA.com/The Times-Picayune
- 2014-2015 District 9 5-A MVP
- Scored over 2,000 points throughout her high school career
- As a junior, helped the Cubs win the Class 5A state title
- Guided her team back to the semifinals as a senior in 2015
- Led the Cubs offensively during the 2014-15 season, scoring 18.5 points per game in addition to 6.0 rebounds and 5.0 assists per contest
- Earned several awards for her performance in the classroom including academic all-state, the Bausch & Lomb Honorary Science Award, the President's Volunteer Service Award and the Citizenship Award
- Played AAU basketball with the Angels, coached by her mother, Stacey Berry

### PERSONAL INFORMATION

- Born May 12, 1997
- Daughter of Richard and Stacey Berry
- Mother, Stacey played basketball at Tulane from 1983-87, was Tulane's first All-American in any women's sport. In 1987, she became the first Green Wave basketball player, male or female, to surpass the 2,000-point mark for her career
- Has one brother, Richie, and one sister, Jordan
- Majoring in chemical engineering



**BERRY'S GAME-BY-GAME STATS**

**2015-16**

Opponent	Date	Min	FG-FGA	3FG-FGA	FT-FTA	Off-Def-Tot	PF	A	TO	Blk	Stl	Pts
Alabama A&M	11/13	8	1-4	0-3	0-0	0-0-0	0	0	1	0	1	2
Appalachian State	11/16	3	0-0	0-0	0-0	0-0-0	0	0	0	0	1	0
Mississippi Valley State	11/22	6	0-2	0-1	0-0	0-0-0	0	0	0	0	0	0
vs. Middle Tennessee	11/27	1	0-0	0-0	0-0	0-0-0	2	0	1	0	0	0
Alcorn State	12/6	3	0-0	0-0	0-0	0-0-0	0	0	0	0	0	0
North Florida	12/14	1	0-0	0-0	0-0	0-0-0	0	0	0	0	0	0
Lipscomb	12/28	1	0-0	0-0	0-0	0-0-0	0	1	0	0	0	0
LSU	1/3	1	0-0	0-0	0-0	0-0-0	0	0	0	0	0	0
<b>TOTALS</b>		<b>24</b>	<b>1-6</b>	<b>0-4</b>	<b>0-0</b>	<b>0-0-0</b>	<b>2</b>	<b>1</b>	<b>2</b>	<b>0</b>	<b>2</b>	<b>2</b>

**2016-17**

Opponent	Date	Min	FG-FGA	3FG-FGA	FT-FTA	Off-Def-Tot	PF	A	TO	Blk	Stl	Pts
New Orleans	11/11	1	0-0	0-0	0-0	0-0-0	0	0	0	0	0	0
Mississippi Valley State	11/14	4	0-0	0-0	0-0	0-0-0	0	0	1	0	0	0
Lipscomb	11/17	5	1-2	0-1	1-1	0-0-0	1	0	1	0	1	3
Alabama A&M	11/27	11	0-2	0-2	0-0	0-2-2	2	1	2	0	0	0
Alcorn State	12/1	2	0-0	0-0	0-0	0-0-0	0	0	0	0	0	0
vs. UTEP	12/20	3	0-2	0-2	0-0	0-0-0	0	0	0	0	0	0
Florida A&M	12/28	2	0-0	0-0	0-0	0-0-0	1	0	1	0	0	0
at LSU	2/5	4	0-0	0-0	0-0	0-0-0	0	0	0	0	0	0
at Texas A&M	2/9	2	0-0	0-0	0-0	0-0-0	0	0	0	0	0	0
vs. Vanderbilt	3/1	3	0-0	0-0	0-0	0-0-0	0	0	0	0	0	0
Mercer	3/16	1	0-0	0-0	0-0	0-1-1	0	1	0	0	0	0
<b>TOTALS</b>		<b>38</b>	<b>1-6</b>	<b>0-5</b>	<b>1-1</b>	<b>0-3-3</b>	<b>4</b>	<b>2</b>	<b>5</b>	<b>0</b>	<b>1</b>	<b>3</b>

**2017-18**

Opponent	Date	Min	FG-FGA	3FG-FGA	FT-FTA	Off-Def-Tot	PF	A	TO	Blk	Stl	Pts
Alabama A&M	11/10	8	0-1	0-1	0-0	0-1-1	0	1	0	0	1	0
Utah	11/13	3	0-0	0-0	0-0	0-0-0	0	0	1	0	0	0
Jacksonville	11/16	6	0-0	0-0	0-0	0-0-0	0	0	0	0	0	0
at Georgia Southern	11/19	15	0-3	0-1	0-0	0-1-1	0	1	1	0	0	0
vs. NC State	11/23	4	0-0	0-0	0-0	0-0-0	1	0	0	0	0	0
vs. Elon	11/24	3	0-0	0-0	0-0	0-0-0	0	0	0	0	0	0
at TCU	12/1	1	1-1	1-1	0-0	0-0-0	0	0	0	0	0	3
at Lipscomb	12/7	2	0-0	0-0	0-0	0-0-0	1	0	1	0	0	0
Grambling State	12/10	6	0-1	0-1	0-0	0-0-0	0	0	1	0	0	0
SMU	12/17	1	0-0	0-0	0-0	0-0-0	0	0	0	0	0	0
Murray State	12/20	4	0-1	0-1	0-0	0-0-0	0	0	0	0	0	0
Florida A&M	12/28	4	0-1	0-1	0-0	0-0-0	0	0	1	0	0	0
<b>TOTALS</b>		<b>57</b>	<b>1-8</b>	<b>1-6</b>	<b>0-0</b>	<b>0-2-2</b>	<b>2</b>	<b>2</b>	<b>4</b>	<b>0</b>	<b>1</b>	<b>3</b>



PLAYER PROFILES

CAREER STATS

Year	GP	GS	Min	Avg	FG	FGA	Pct	3FG	3FGA	Pct	FT	FTA	Pct	Off	Def	Tot	Avg	PF	FO	A	TO	Blk	Stl	Pts	Avg
2015-16	8	0	24	3.0	1	6	.167	0	4	.000	0	0	.000	0	0	0	0.0	2	0	1	2	0	2	2	0.3
2016-17	11	0	38	3.5	1	6	.167	0	5	.000	1	1	1.000	0	3	3	0.3	4	0	2	5	0	1	3	0.3
2017-18	12	0	57	4.8	1	8	.125	1	6	.167	0	0	.000	0	2	2	0.2	2	0	2	4	0	1	3	0.3
<b>TOTALS</b>	<b>31</b>	<b>0</b>	<b>119</b>	<b>3.8</b>	<b>3</b>	<b>20</b>	<b>.150</b>	<b>1</b>	<b>15</b>	<b>.067</b>	<b>1</b>	<b>1</b>	<b>1.000</b>	<b>0</b>	<b>5</b>	<b>5</b>	<b>0.2</b>	<b>8</b>	<b>0</b>	<b>5</b>	<b>11</b>	<b>0</b>	<b>4</b>	<b>8</b>	<b>0.3</b>

# PLAYER PROFILES



22

6-3 • Sophomore

Forward

## ARIYAH COPELAND

Columbus, Ga. (Columbus)

### CAREER HIGHS

Points	16 vs. Alabama A&M (11/10/17)
Rebounds	15 vs. Alabama A&M (11/10/17)
FG Made	7 vs. Alabama A&M (11/10/17)
FG Att.	13 vs. Alabama A&M (11/10/17)
3PT FG Made	N/A
3PT FG Att.	N/A
FT Made	4 vs. Southern (3/14/18)
FT Att.	6 vs. Grambling State (12/10/17)
Assists	1 - 2X, last vs. Kentucky (3/1/18)
Steals	2 - 2X, last vs. Florida A&M (12/28/17)
Blocks	2 vs. Alabama A&M (11/10/17)
Minutes	21 vs. Alabama A&M (11/10/17)

### SEC HIGHS

Points	6 vs. Texas A&M (1/18/18)
Rebounds	2 vs. Texas A&M (1/18/18)
FG Made	2 vs. Texas A&M (1/18/18)
FG Att.	4 vs. Texas A&M (1/18/18)
3PT FG Made	N/A
3PT FG Att.	N/A
FT Made	2 vs. Texas A&M (1/18/18)
FT Att.	5 vs. Texas A&M (1/18/18)
Assists	1 at Mississippi State (1/14/18)
Steals	1 at Ole Miss (2/11/18)
Blocks	1 - 2X, last vs. Vanderbilt (1/21/18)
Minutes	15 vs. Texas A&M (1/18/18)

### 2017-18 SEASON HIGHS

Points	16 vs. Alabama A&M (11/10/17)
Rebounds	15 vs. Alabama A&M (11/10/17)
FG Made	7 vs. Alabama A&M (11/10/17)
FG Att.	13 vs. Alabama A&M (11/10/17)
3PT FG Made	N/A
3PT FG Att.	N/A
FT Made	4 vs. Southern (3/14/18)
FT Att.	6 vs. Grambling State (12/10/17)
Assists	1 - 2X, last vs. Kentucky (3/1/18)
Steals	2 - 2X, last vs. Florida A&M (12/28/17)
Blocks	2 vs. Alabama A&M (11/10/17)
Minutes	21 vs. Alabama A&M (11/10/17)

### FRESHMAN (2017-18)

- Played in 25 games
- Averaged 3.0 points and 2.6 rebounds per game
- Led Alabama in blocks three times, scoring once and rebounding once
- Opened her Alabama career with a monster game after she compiled a double-double finishing with 16 points, 15 rebounds, two blocks, and two steals off the bench in the first game of the season against Alabama A&M (11/10)
- Recorded nine points and three rebounds in the win over Jacksonville (11/16)
- Had nine points, five rebounds and a steal in the road victory at Georgia Southern (11/19)
- Recorded nine points and seven rebounds versus Grambling State (12/10)
- Finished with six points and two rebounds against Texas A&M (1/18)

### PREP HIGHLIGHTS

- Rated No. 50 overall by Prospects Nation and No. 72 overall by All Star Girls Report
- Ranked the No. 7 post by Prospects Nation and the No. 13 post by HoopGurlz ESPNW
- 2017 McDonald's All American Game nominee
- 2017 Naismith Trophy Honorable Mention All-American
- 2016-17 GHSA Class 4A First Team All-State selection

- Named honorable mention all-state by the Atlanta Journal Constitution for the 2016-17 season
- Earned a spot on the 2016-17 Ledger-Enquirer All-Bi-City Team
- Led the Columbus Blue Devils, coached by Joe Cherrone, to the 2017 GHSA 4A State Championship
- Averaged 16.4 points, 9.5 rebounds, 2.5 blocks and 1.2 assists per game as a senior
- 2016 All-Star Game MVP
- 2016 Valley All-Star Underclassmen Game participant
- Advanced to the quarterfinals of the state championships in 2016
- As a junior, averaged 15.1 points, 11.0 rebounds, 2.3 blocks and 1.7 assists per game
- Played AAU basketball for the Blazers Exposure Red, coached by Tim Marshall

### PERSONAL INFORMATION

- Born Dec. 15, 1998
- Nickname is Riyah
- Daughter of Tamara Ellison Cochran
- Has one brother Kevin Copeland, and one sister Morgan Cochran
- Brother, Kevin played football at Middle Tennessee (2003-07)
- Majoring in human performance exercise science



PLAYER PROFILES

COPELAND'S GAME-BY-GAME STATS

2017-18

Opponent	Date	Min	FG-FGA	3FG-FGA	FT-FTA	Off-Def-Tot	PF	A	TO	Blk	Stl	Pts
Alabama A&M	11/10	21	7-13	0-0	2-3	7-8-15	0	0	0	2	2	16
Utah	11/13	6	0-1	0-0	0-0	0-1-1	2	0	0	0	0	0
Jacksonville	11/16	12	4-8	0-0	1-2	2-1-3	0	0	0	0	0	9
at Georgia Southern	11/19	17	3-8	0-0	3-4	1-4-5	0	0	1	0	1	9
vs. NC State	11/23	6	0-1	0-0	0-0	0-2-2	2	0	1	0	1	0
vs. Elon	11/24	1	0-1	0-0	0-0	0-1-1	0	0	0	0	0	0
at Lipscomb	12/7	3	0-1	0-0	0-0	0-1-1	0	0	1	0	0	0
Grambling State	12/10	13	3-4	0-0	3-6	4-3-7	1	0	1	1	0	9
SMU	12/17	8	0-3	0-0	1-2	3-0-3	1	0	0	1	1	1
Missouri State	12/19	6	0-1	0-0	1-2	1-2-3	0	0	0	0	0	1
Murray State	12/20	6	1-3	0-0	2-2	1-1-2	2	0	2	0	0	4
Florida A&M	12/28	7	1-1	0-0	2-2	1-1-2	2	0	2	0	0	4
at Mississippi State	1/14	6	0-1	0-0	0-0	0-1-1	1	1	1	0	0	0
Texas A&M	1/18	15	2-4	0-0	2-5	0-2-2	4	0	2	1	0	6
Vanderbilt	1/21	3	0-0	0-0	0-0	0-1-1	0	0	1	1	0	0
at Kentucky	1/25	1	0-0	0-0	0-0	0-0-0	1	0	0	0	0	0
Arkansas	2/4	2	0-0	0-0	0-0	0-0-0	0	0	0	0	0	0
South Carolina	2/8	2	0-0	0-0	0-0	0-0-0	1	0	0	0	0	0
at Ole Miss	2/11	1	0-0	0-0	0-0	0-0-0	1	0	1	0	1	0
vs. Kentucky	3/1	6	1-2	0-0	0-0	1-0-1	0	1	0	1	0	2
Southern	3/14	10	0-2	0-0	4-4	1-6-7	0	0	0	1	0	4
UCF	3/18	10	2-4	0-0	0-0	3-4-7	1	0	0	0	1	4
Georgia Tech	3/22	17	2-3	0-0	1-2	0-1-1	1	0	0	0	1	5
at Virginia Tech	3/25	10	1-3	0-0	0-0	0-1-1	0	0	0	0	0	2
<b>TOTALS</b>		<b>198</b>	<b>27-64</b>	<b>0-0</b>	<b>22-35</b>	<b>24-41-65</b>	<b>19</b>	<b>2</b>	<b>11</b>	<b>10</b>	<b>9</b>	<b>76</b>



PLAYER PROFILES

CAREER STATS

Year	GP	GS	Min	Avg	FG	FGA	Pct	3FG	3FGA	Pct	FT	FTA	Pct	Off	Def	Tot	Avg	PF	FO	A	TO	Blk	Stl	Pts	Avg
2017-18	25	0	198	7.9	27	64	.422	0	0	.000	22	35	.629	24	41	65	2.6	19	0	2	11	10	9	76	3.0
<b>TOTALS</b>	<b>25</b>	<b>0</b>	<b>198</b>	<b>7.9</b>	<b>27</b>	<b>64</b>	<b>.422</b>	<b>0</b>	<b>0</b>	<b>.000</b>	<b>22</b>	<b>35</b>	<b>.629</b>	<b>24</b>	<b>41</b>	<b>65</b>	<b>2.6</b>	<b>19</b>	<b>0</b>	<b>2</b>	<b>11</b>	<b>10</b>	<b>9</b>	<b>76</b>	<b>3.0</b>



# PLAYER PROFILES



25

6-5 • Junior

Forward

## ASHLEY KNIGHT

Austin, Texas (Lyndon B. Johnson)

### CAREER HIGHS

Points	19 vs. Alabama A&M (11/27/16)
Rebounds	13 vs. Alabama A&M (11/27/16)
FG Made	9 vs. Alabama A&M (11/27/16)
FG Att.	14 vs. McNeese State (12/19/16)
3PT FG Made	N/A
3PT FG Att.	N/A
FT Made	4 - 3X, last at LSU (2/25/18)
FT Att.	6 vs. Kansas (12/4/16)
Assists	2 at Georgia Tech (3/26/17)
Steals	2 - 3X, last vs. Grambling State (12/10/17)
Blocks	7 vs. Alabama A&M (11/10/17)
Minutes	25 - 4X, last vs. Little Rock (3/19/17)

### SEC HIGHS

Points	10 - 2X, last vs. LSU (1/11/18)
Rebounds	6 - 2X, last vs. LSU (1/11/18)
FG Made	5 at Arkansas (1/7/18)
FG Att.	10 at Arkansas (1/7/18)
3PT FG Made	N/A
3PT FG Att.	N/A
FT Made	4 at LSU (2/25/18)
FT Att.	4 at LSU (2/25/18)
Assists	1 - 2X, last at Arkansas (1/7/18)
Steals	1 - 2X, last vs. Texas A&M (1/18/18)
Blocks	5 vs. Auburn (2/18/18)
Minutes	20 at Kentucky (1/25/18)

### 2017-18 SEASON HIGHS

Points	14 at Lipscomb (12/7/17)
Rebounds	8 at Georgia Southern (11/19/17)
FG Made	7 - 2X, last vs. Murray State (12/20/17)
FG Att.	10 at Arkansas (1/7/18)
3PT FG Made	N/A
3PT FG Att.	N/A
FT Made	4 at LSU (2/25/18)
FT Att.	4 at LSU (2/25/18)
Assists	1 - 2X, last vs. NC State (11/23/17)
Steals	2 vs. Grambling State (12/10/17)
Blocks	7 vs. Alabama A&M (11/10/17)
Minutes	24 at TCU (12/1/17)

### ACCOLADES

- Ranks second in career blocks at Alabama (149) entering the 2018-19 season
- 2018 SEC Academic Honor Roll
- Alabama single-season record holder in blocks in 2016-17 (90)
- 2017 SEC All-Freshman Team
- SEC Freshman of the Week (Dec. 20, 2016)
- 2017 Black Scholar Award recognition
- Three career double-doubles

### SOPHOMORE (2017-18)

- Played in 30 games and made seven starts
- Averaged 5.4 points, 3.5 rebounds and 2.0 blocks per game
- Led the team in blocks with 59
- Made her way all the way up to second all-time in career blocks at Alabama (149)
- Finished the season fifth in the SEC in blocks per game
- Tops on the team with a .580 field goal percentage (69-of-119)
- Led the Tide in blocks 21 times and rebounding three times
- Added eight points, and a career-high seven blocks, to go along with five rebounds in the season opener against Alabama A&M (11/10)
- Collected seven points to go along with eight rebounds, and two blocks in the road victory over Georgia Southern (11/19)
- Recorded seven points, three rebounds and two blocks versus NC State (11/23)
- Added eight points, three rebounds and two blocks against Elon (11/24)
- Poured in a season-high 14 points on 7-of-9 shooting and six rebounds on the road versus Lipscomb (12/7)
- Added nine points, six rebounds and four blocks against Grambling State (12/10)
- Put up nine points, six rebounds and three blocks in the win over SMU (12/17)
- Had 14 points on 7-of-9 shooting, six rebounds and four blocks versus Murray State (12/20)
- Totaled 10 points, four rebounds and two blocks against Arkansas (1/7)
- Scored in double figures for the second consecutive game with 10 points and six rebounds versus LSU (1/11)
- Finished with five points and five blocks against Auburn (2/18)

### FRESHMAN (2016-17)

- Played in all 36 games and made six starts
- Set the Alabama single-season record for blocks with 90
- Tied the league lead league in blocks, becoming the first Crimson Tide women's basketball student-athlete to lead the SEC in that category
- Ranked 12th nationally in overall blocks and 23rd in blocks per game
- Averaged 6.2 points, 4.9 rebounds and 2.5 blocks per outing
- Recorded three double-doubles
- Provided a big spark off the bench in the post, contributing 12 points, seven

- rebounds and a block in 25 minutes in the win over New Orleans (11/11)
- Added 12 points, six rebounds, four blocks and two steals against Mississippi Valley State (11/14)
- Chipped in eight points, six rebounds and a game-high three blocks in the victory over Lipscomb (11/17)
- Recorded the first double-double of her career with 19 points and 13 rebounds while adding two blocks and an assist against Alabama A&M (11/27)
- Tied her then-season high in blocks with four to go along with six rebounds, four points, one assist and one steal versus Alcorn State (12/1)
- Played a solid 14 minutes off the bench and finished with seven points and six rebounds ... prevented Kansas (12/14) from getting a decent look off the inbounds on the last play in regulation
- Scored all nine of her points and pulled down four of her seven rebounds in a seven-minute span in the second quarter against Georgetown (12/11)
- Provided 20 minutes off the bench with eight points, six rebounds, two blocks and an assist versus Georgia State (12/15)
- Made her first start at Alabama and finished with five points, eight rebounds, two blocks and a steal against Georgia Tech (12/17)
- Had a monster game with 16 points, 12 rebounds and six blocks in only 23 minutes of action in the win over McNeese State (12/19)
- Chipped in six points, five rebounds, four blocks and a steal in the win over UTEP (12/20)
- Collected 12 points, seven rebounds and five blocks against Florida A&M (12/28)
- Added six points, three rebounds, two blocks and an assist versus Mississippi State (1/19)
- Recorded four blocks, seven points, five rebounds and one steal against Ole Miss (1/22)
- Got her first start in SEC play and finished with eight points, five rebounds, three blocks and an assist versus Vanderbilt (1/26)
- Added seven points and four blocks against Missouri (2/26)
- Recorded three blocks to set the UA single-season record in that category against Vanderbilt (3/1)
- Collected her third double-double of the season with 10 points and 11 rebounds and tied her career high in blocks with six in the SEC Tournament against Tennessee (3/2)
- Chipped in eight points, seven rebounds and five blocks against Little Rock (3/19) in the WNIT

### PREP HIGHLIGHTS

- Ranked as the No. 16 post in the 2016 class on the ESPNW 100
- 2016 First Team All-Centex
- 2016 Texas Association of Basketball Coaches 5A Region IV All-Region Team



# PLAYER PROFILES



3

5-7 • Junior

Guard

## JORDAN LEWIS

Windermere, Fla. (Lake Highland Prep)

### CAREER HIGHS

Points	23 at Ole Miss (2/11/18)
Rebounds	9 at Lipscomb (12/7/17)
FG Made	8 vs. Mississippi Valley State (11/14/16)
FG Att.	15 - 3X, last at Tennessee (2/15/18)
3PT FG Made	5 vs. Texas A&M (1/18/18)
3PT FG Att.	8 - 2X, last vs. Texas A&M (1/18/18)
FT Made	11 at Ole Miss (2/11/18)
FT Att.	14 at Ole Miss (1/22/17)
Assists	8 - 6X, last vs. LSU (1/11/18)
Steals	6 at Georgia Southern (11/19/17)
Blocks	1 - 2X, last vs. NC State (11/23/17)
Minutes	43 at Georgia (2/23/17)

### SEC HIGHS

Points	23 at Ole Miss (2/11/18)
Rebounds	7 - 4X, last at Tennessee (2/15/18)
FG Made	6 - 2X, last vs. Arkansas (2/4/18)
FG Att.	15 - 3X, last at Tennessee (2/15/18)
3PT FG Made	5 vs. Texas A&M (1/18/18)
3PT FG Att.	8 - 2X, last vs. Texas A&M (1/18/18)
FT Made	11 at Ole Miss (2/11/18)
FT Att.	13 at Ole Miss (2/11/18)
Assists	8 - 2X, last vs. LSU (1/11/18)
Steals	4 vs. Arkansas (1/15/17)
Blocks	1 vs. Tennessee (2/16/17)
Minutes	43 at Georgia (2/23/17)

### 2017-18 SEASON HIGHS

Points	23 at Ole Miss (2/11/18)
Rebounds	9 at Lipscomb (12/7/17)
FG Made	6 vs. Arkansas (2/4/18)
FG Att.	15 at Tennessee (2/15/18)
3PT FG Made	5 vs. Texas A&M (1/18/18)
3PT FG Att.	8 vs. Texas A&M (1/18/18)
FT Made	11 at Ole Miss (2/11/18)
FT Att.	13 at Ole Miss (2/11/18)
Assists	8 - 3X, last vs. LSU (1/11/18)
Steals	6 at Georgia Southern (11/19/17)
Blocks	1 vs. NC State (11/23/17)
Minutes	40 vs. Georgia (2/20/18)

### ACCOLADES

- 2018 SEC Academic Honor Roll
- 2017 SEC Newcomer of the Year (AP)
- 2017 HERO Sports National Newcomer of the Year
- 2017 SEC All-Freshman Team (Coaches)
- Five-time SEC Freshman of the Week (Nov. 15, 2016, Dec. 27, 2016, Jan. 10, 2017, Jan. 24, 2017 and Feb. 21, 2017)
- Earned the Sandral Hullett Award in 2017, which is given to Alabama freshmen with the highest academic standing
- Black Scholars Award Recognition in 2017

### SOPHOMORE (2017-18)

- Started all 31 games
- Averaged 9.7 points, 3.9 rebounds and 3.5 assists per game
- Averaged a team-high 11.9 points per game in conference play (T-28th in SEC)
- Only Tide player to average over 30 minutes per game with 33.2 per contest
- 13th in the SEC in minutes played
- Topped the team with 108 assists
- Finished 13th in the SEC with 3.5 assists a game
- Ended the year seventh in the SEC in assist/turnover ratio (1.5)
- Shot 42 percent (21-of-50) from beyond the arc in SEC play, good for seventh-best in the conference
- Led Alabama 18 times in assists, eight times in steals and scoring six times
- Recorded nine points and a career-high six steals in her first action of the season against Georgia Southern (11/19)
- Was one rebound shy of her first career double-double after putting up 10 points and a career-high nine rebounds versus Lipscomb (12/7)
- Added nine points while grabbing four boards in the win over Grambling State (12/10)
- Finished with nine points, three steals and two rebounds in the game against Missouri State (12/20)
- Tied a career high with eight assists in the victory over Florida A&M (12/28)
- Ended the night with 10 points, three rebounds and two steals in the first SEC game of the season versus Missouri (12/31)
- Totaled a team-high 18 points and five assists to give the Tide its second straight road SEC win against Arkansas (1/7)
- Had eight points, while tying her career high with eight assists, along with pulling down five rebounds at LSU (1/11)
- Only Tide player in double figures with 17 points, to go along with a team-high seven boards versus Texas A&M (1/18)
- Finished with 13 points, three rebounds and three assists in the win over Vanderbilt (1/21)
- Recorded a team-high 15 points, while dishing out four assists against Auburn (1/28)
- Tied a then-career high with 22 points, including going 9-of-12 from the free throw line and grabbing six boards versus Arkansas (2/4)
- Set a new career high with 23 points, including making a career-best 11 free throws (11-of-13), while also hauling in seven rebounds and three steals at Ole Miss (2/11)
- Recorded a team-high 19 points and seven rebounds en route to the Tide's first win ever at Tennessee (2/15)

- Scored in double digits for the third straight game after totaling 12 points and three rebounds in the victory over Auburn (2/18)
- Had 11 points, five assists and four rebounds in the opening round of the WNIT against Southern (3/14)
- Finished with 14 points, five rebounds and three assists against UCF (3/18)
- Recorded 11 points and three assists versus Georgia Tech (3/23)

### FRESHMAN (2016-17)

- Member of the Phi Eta Sigma National Honor Society
- Played and started all 36 games
- Led the team and ranked fifth in the SEC in assists with an average of 4.3 per game
- Also chipped in 9.8 points, 3.9 rebounds and 1.4 steals per contest
- Ranked third in the conference and 65th nationally in overall assists with 154
- Her 154 assists ranked as the eighth most in a single season in program history
- Played the most minutes of any freshman in the SEC at 32.6 per game
- Scored in double digits 22 times
- Led Alabama in scoring four times, rebounding three times, assists 28 times, steals 10 times and once in blocks
- Started at point guard in her Crimson Tide debut against New Orleans (11/11) where she finished with 11 points, eight rebounds, four assists, and four steals
- Led the game in scoring with 21 points in addition to seven rebounds, two assists and two steals against Mississippi Valley State (11/14)
- Added 12 points, seven rebounds, five assists and one steal versus Lipscomb (11/17)
- Chipped in seven points, four rebounds, a game-high four assists and added one steal in the win over Georgia Southern (11/22)
- Recorded nine points, five rebounds, four assists and a steal in the victory versus Alcorn State (12/1)
- Dished out six assists, in addition to 10 points, seven rebounds and a pair of steals against Georgetown (12/11)
- Had a solid all-around game with 14 points, eight rebounds, five assists and a steal versus Georgia State (12/15)
- Dished out a season-best eight assists in 36 minutes ... also added seven points, two rebounds and two steals against Georgia Tech (12/17)
- Finished with 11 points, five rebounds and four assists in the win over McNeese State (12/19)
- Had six assists and three steals in 32 minutes, also scored 17 points, 12 of which came in the first quarter to spark the Tide offense against UTEP (12/20)
- Collected 11 points, four assists, three rebounds and three steals, in addition to going 7-of-8 from the free throw line in the win over Florida A&M (12/28)
- Scored a team-high 10 points in addition to four assists, one rebound and one steal against South Carolina (1/1)
- Chipped in 11 points, seven assists, two rebounds and a pair of steals versus Ole Miss (1/5)
- Had 10 points, two assists, two steals and one rebound against Mississippi State (1/19)

PLAYER PROFILES



# PLAYER PROFILES



2

6-0 • Senior

Guard

## AMBER RICHARDSON

Garner, N.C. (Southeast Raleigh/NC State)

### CAREER HIGHS (AT ALABAMA)

Points	8 vs. SMU (12/17/17)
Rebounds	4 vs. Murray State (12/20/17)
FG Made	2 - 3X, last vs. Georgia Tech (3/22/18)
FG Att.	6 vs. Murray State (12/20/17)
3PT FG Made	2 vs. SMU (12/17/17)
3PT FG Att.	3 - 2X, last vs. Murray State (12/20/17)
FT Made	2 - 2X, last vs. Murray State (12/20/17)
FT Att.	2 - 3X, last at Arkansas (1/7/17)
Assists	2 - 2X, last vs. UCF (3/18/18)
Steals	1 - 7X, last vs. Georgia Tech (3/22/18)
Blocks	1 - 2X, last vs. Georgia Tech (3/22/18)
Minutes	20 vs. Murray State (12/20/17)

### SEC HIGHS (AT ALABAMA)

Points	4 vs. Texas A&M (1/18/18)
Rebounds	2 at Arkansas (1/7/18)
FG Made	1 - 3X, last vs. Arkansas (2/4/18)
FG Att.	2 - 3X, last vs. South Carolina (2/7/18)
3PT FG Made	1 - vs. Texas A&M (1/18/18)
3PT FG Att.	1 - vs. Texas A&M (1/18/18)
FT Made	2 at Mississippi State (1/14/18)
FT Att.	3 vs. Texas A&M (1/18/18)
Assists	1 - 3X, last vs. Arkansas (2/4/18)
Steals	1 - 4X last vs. South Carolina (2/7/18)
Blocks	N/A
Minutes	14 vs. Arkansas (2/4/18)

### 2017-18 SEASON HIGHS (AT ALABAMA)

Points	8 vs. SMU (12/17/17)
Rebounds	4 vs. Murray State (12/20/17)
FG Made	2 - 3X, last vs. Georgia Tech (3/22/18)
FG Att.	6 vs. Murray State (12/20/17)
3PT FG Made	2 vs. SMU (12/17/17)
3PT FG Att.	3 - 2X, last vs. Murray State (12/20/17)
FT Made	2 - 2X, last vs. Murray State (12/20/17)
FT Att.	2 - 3X, last at Arkansas (1/7/17)
Assists	2 - 2X, last vs. UCF (3/18/18)
Steals	1 - 7X, last vs. Georgia Tech (3/22/18)
Blocks	1 - 2X, last vs. Georgia Tech (3/22/18)
Minutes	20 vs. Murray State (12/20/17)

### ACCOLADES

- 2018 SEC Academic Honor Roll

### JUNIOR (2017-18)

- Played in 18 games after becoming eligible on Dec. 17 in her first year with the Tide
- Recorded eight points and two rebounds in her Alabama debut against SMU (12/17)
- Finished with seven points and four rebounds versus Murray State (12/20)
- Added four points and two rebounds off the bench in the WNIT against Georgia Tech (3/23)

### AT NC STATE (2015-16)

- Played in 33 games for the Wolfpack
- Finished the season with 80 points, 49 rebounds, 12 assists, nine steals and four blocks
- Scored a career-high 11 points against Davidson, paced by a 3-of-5 performance from beyond the arc on Nov. 22, 2015

### PREP HIGHLIGHTS

- 2015 McDonald's High School All-America nominee
- 2015 All-Greater Neuse River Conference First Team selection
- Ranked as the No. 9 wing and No. 72 overall recruit in the class by ESPNW
- Helped Southeast Raleigh to a 26-4 overall record as a senior and a state runner-up finish
- 2014 Greater Neuse River Player of the Year

- 2014 News & Observer's All-Metro Team
- Led Southeast Raleigh to a conference championship in 2014
- In AAU, played for the Carolina All-Stars under head coach Brian Norwood and the Carolina Flames under head coach Arne Morris

### PERSONAL INFORMATION

- Born on April, 6, 1997 in New Haven, Conn.
- Hometown is Garner, N.C.
- Daughter of Larry and Tracey Richardson
- Has one brother, Larry
- Majoring in general studies



PLAYER PROFILES

**RICHARDSON'S GAME-BY-GAME STATS**

**2017-18**

Opponent	Date	Min	FG-FGA	3FG-FGA	FT-FTA	Off-Def-Tot	PF	A	TO	Blk	Stl	Pts
SMU	12/17	14	2-4	2-3	2-2	2-0-2	2	0	1	0	0	8
Missouri State	12/19	3	0-1	0-1	0-0	0-0-0	1	0	1	0	0	0
Murray State	12/20	20	2-6	1-3	2-2	2-2-4	1	2	0	0	0	7
Florida A&M	12/28	5	0-1	0-0	0-0	1-0-1	0	0	1	0	1	0
Missouri	12/31	6	0-0	0-0	0-0	1-0-1	0	0	0	0	1	0
at Florida	1/4	1	0-0	0-0	0-0	0-0-0	0	0	1	0	0	0
at Arkansas	1/7	6	0-0	0-0	0-2	0-2-2	2	1	0	0	0	0
LSU	1/11	2	0-1	0-0	0-0	0-0-0	1	0	0	0	0	0
at Mississippi State	1/14	8	0-0	0-0	2-2	0-1-1	3	0	1	0	0	2
Texas A&M	1/18	12	1-2	1-1	1-3	1-0-1	3	1	2	0	0	4
Vanderbilt	1/21	6	1-1	0-0	0-0	0-0-0	0	0	2	0	1	2
at Kentucky	1/25	4	0-1	0-0	0-0	0-0-0	0	0	0	0	0	0
Arkansas	2/4	14	1-2	0-0	0-0	0-1-1	2	1	0	0	1	2
South Carolina	2/8	7	1-2	0-0	1-2	3-0-3	2	0	1	0	1	3
Southern	3/18	8	1-1	0-0	0-0	1-0-1	0	1	1	1	0	2
UCF	3/18	8	0-0	0-0	2-2	0-0-0	1	2	0	0	1	2
Georgia Tech	3/22	11	2-3	0-0	0-0	0-2-2	1	1	0	1	1	4
at Virginia Tech	3/25	9	0-2	0-0	0-0	0-2-2	2	0	2	0	0	0
<b>TOTALS</b>		<b>144</b>	<b>11-27</b>	<b>4-8</b>	<b>10-16</b>	<b>11-10-21</b>	<b>21</b>	<b>9</b>	<b>13</b>	<b>2</b>	<b>7</b>	<b>36</b>



PLAYER PROFILES

CAREER STATS

Year	GP	GS	Min	Avg	FG	FGA	Pct	3FG	3FGA	Pct	FT	FTA	Pct	Off	Def	Tot	Avg	PF	FO	A	TO	Blk	Stl	Pts	Avg
2017-18	18	0	144	8.0	11	27	.407	4	8	.500	10	16	.625	11	10	21	1.2	21	0	9	13	2	7	36	2.0
<b>TOTALS</b>	<b>18</b>	<b>0</b>	<b>144</b>	<b>8.0</b>	<b>11</b>	<b>27</b>	<b>.407</b>	<b>4</b>	<b>8</b>	<b>.500</b>	<b>10</b>	<b>16</b>	<b>.625</b>	<b>11</b>	<b>10</b>	<b>21</b>	<b>1.2</b>	<b>21</b>	<b>0</b>	<b>9</b>	<b>13</b>	<b>2</b>	<b>7</b>	<b>36</b>	<b>2.0</b>

# PLAYER PROFILES



23

6-0 • Senior

Guard

## SHAQUERA WADE

Huntsville, Ala. (Huntsville)

### CAREER HIGHS

Points	24 vs. Kentucky (1/12/17)
Rebounds	11 - 3X, last vs. Georgia Tech (12/17/16)
FG Made	11 vs. Kentucky (1/12/17)
FG Att.	15 vs. New Orleans (11/11/16)
3PT FG Made	3 vs. Georgia Tech (12/17/16)
3PT FG Att.	6 - 2X, last at Georgia Tech (3/26/17)
FT Made	8 vs. Ole Miss (1/5/17)
FT Att.	9 vs. Ole Miss (1/5/17)
Assists	5 - 2X, last at Ole Miss (2/18/18)
Steals	7 vs. Alabama A&M (11/27/16)
Blocks	2 - 5X, last vs. NC State (11/23/17)
Minutes	38 vs. Georgia Tech (12/17/16)

### SEC HIGHS

Points	24 vs. Kentucky (1/12/17)
Rebounds	9 vs. Auburn (2/7/16)
FG Made	11 vs. Kentucky (1/12/17)
FG Att.	13 - 3X, last at Tennessee (2/15/18)
3PT FG Made	2 - 3X, last at LSU (2/25/18)
3PT FG Att.	5 - 3X, last vs. Arkansas (1/15/17)
FT Made	8 vs. Ole Miss (1/5/17)
FT Att.	9 vs. Ole Miss (1/5/17)
Assists	5 - 2X, last at Ole Miss (2/18/18)
Steals	5 at Arkansas (2/4/18)
Blocks	1 - 15X, last at LSU (2/25/18)
Minutes	37 at Missouri (2/11/16)

### 2017-18 SEASON HIGHS

Points	15 at Arkansas (1/7/18)
Rebounds	8 vs. Auburn (2/18/18)
FG Made	6 - 2X, last at Tennessee (2/15/18)
FG Att.	13 - 2X, last at Tennessee (2/15/18)
3PT FG Made	2 at LSU (2/25/18)
3PT FG Att.	4 - 3X, last vs. Kentucky (3/1/18)
FT Made	6 - 2X, last vs. Auburn (2/18/18)
FT Att.	8 at Arkansas (1/7/18)
Assists	5 at Ole Miss (2/18/18)
Steals	5 at Arkansas (1/7/18)
Blocks	2 vs. Elon (11/24/17)
Minutes	37 vs. Auburn (2/18/18)

### ACCOLADES

- 2016 SEC First-Year Academic Honor Roll
- Three career double-doubles

### JUNIOR (2017-18)

- Played in all 34 games and made 30 starts
- Averaged 6.6 points and 4.1 rebounds per game
- Was second on the team in assists (51) and steals (46)
- Led Alabama in steals 10 times, blocks six times and assists four times
- Recorded nine points, seven rebounds and three assists in the season opener against Alabama A&M (11/10)
- Finished with 13 points and seven rebounds against Utah (11/13)
- Recorded eight points, five rebounds and two steals in the win versus Missouri State (12/19)
- Added 12 points, five rebounds and two steals in the win over Florida A&M (12/28)
- Chipped in 11 points, seven rebounds and two steals in the SEC opener against Missouri (12/31)
- Had nine points and five rebounds in the road win over Florida (1/4)
- Added 15 points, four rebounds and five steals against Arkansas (1/7)
- Finished with 10 points, three steals and three rebounds versus LSU (1/11)
- Recorded eight points, five rebounds and four steals at home against Vanderbilt (1/21)
- Had 10 points and four rebounds versus Auburn (1/28)
- Added 13 points and six rebounds in the game against South Carolina (2/8)
- Added 10 points, six rebounds and five assists versus Ole Miss (2/11)
- Recorded 12 points, four rebounds and three assists in the first-ever victory at Tennessee (2/15)
- Finished with 11 points, eight rebounds, three assists and three steals against Auburn (2/18)
- Contributed 13 points, five rebounds and two assists in overtime versus LSU (2/25)
- Added nine points, five rebounds and three assists in the SEC Tournament against Kentucky (3/1)

### SOPHOMORE (2016-17)

- Played in all 36 games and made 31 starts
- Led Alabama and ranked 13th in the Southeastern Conference in steals, averaging 1.6 per game
- Recorded double-figure points in 18 games and double-digit rebounds in five contests
- Had three double-doubles
- Led Alabama in scoring five times, rebounding 12 times, assists five times, steals 13 times and two blocks
- Had 16 points to go along with three rebounds, two steals and an assist in the season-opening win versus New Orleans (11/11)
- Recorded her first career double-double with 15 points and 11 rebounds to go along with three assists, two blocks and two steals, 11 rebounds matched her career best against Mississippi Valley State (11/14)
- Added 10 points, four rebounds, one assist and a game-high three steals versus Lipscomb (11/17)
- Finished with five points, a career-high tying

- 11 rebounds, four assists, and one block and a steal against Georgia Southern (11/22)
- Finished with 22 points and a career-high seven steals in addition to three rebounds and two assists in the win over Alabama A&M (11/27)
- Contributed nine points, 10 rebounds, three steals and an assist in the victory against Alcorn State (12/1)
- Added 10 points, four rebounds and a pair of assists against Georgetown (12/11)
- Tallied 11 points, eight rebounds, four steals and an assist versus Georgia State (12/15)
- Earned her second double-double of the season and her career, with 15 points and 11 rebounds in addition to two assists, two blocks and a pair of steals against Georgia Tech (12/17)
- Had 14 points, seven rebounds and four steals against versus UTEP (12/20)
- Collected her third double-double of the season with 16 points and 10 rebounds, both of which were game highs, also added two assists, two blocks and two steals in the win over Florida A&M (12/28)
- Had eight points, three rebounds and a pair of assists versus Missouri (1/8)
- Scored a career-high 24 points, hitting 11 of her 13 attempts and going 2-of-2 from the free throw line, also added six rebounds, two assists and a steal against Kentucky (1/12)
- Collected 11 points, two rebounds and three assists versus Arkansas (1/15)
- Recorded 16 points, five rebounds, two assists and three steals against Vanderbilt (1/26)
- Led Alabama with 21 points, four rebounds, four assists and one steal versus Vanderbilt (3/1)
- Collected 12 points, one rebound, one assist and two steals in the SEC Tournament win over Tennessee (3/2)
- Contributed 12 points, eight rebounds, three assists and one block against Mercer (3/16)
- Chipped in 10 points, seven rebounds, two assists and two steals versus Little Rock (3/19)
- Led Alabama in scoring with 15 points while adding three rebounds, three assists and two steals in the WNIT Quarterfinals against Georgia Tech (3/26)


### FRESHMAN (2015-16)

- Played in 29 games, eight of which she started
- Averaged 6.2 points, 3.9 rebounds, 1.3 steals and 1.1 assists
- Scored double-digit points seven times
- Pulled down double-figure rebounds four times
- Led Alabama in steals six times, assists three times, blocks twice and scoring and rebounding once
- Collected 10 points, eight rebounds and three steals in her first game in the crimson and white against Alabama A&M (11/13)
- Recorded nine points, three rebounds, two steals, one block and one assist versus Mississippi Valley State (11/22)
- Finished with six points, eight rebounds and then-career highs in assists (five), blocks (two) and steals (five) in the win over Alcorn State (12/6)
- Scored nine points and pulled down three rebounds in the win against North Florida (12/14)
- Had nine points, three rebounds, three





# PLAYER PROFILES



40

6-3 • Junior

Forward

## JASMINE WALKER

Montgomery, Ala. (Jefferson Davis/Florida State)

### CAREER HIGHS (AT ALABAMA)

Points	19 vs. Florida A&M (12/28/17)
Rebounds	9 vs. Arkansas (1/7/18)
FG Made	7 - 2X, last at Virginia Tech (3/25/18)
FG Att.	12 - 2X, last at Virginia Tech (3/25/18)
3PT FG Made	3 vs. Florida A&M (12/28/17)
3PT FG Att.	6 vs. Florida A&M (12/28/17)
FT Made	4 - 2X, last vs. UCF (3/18/18)
FT Att.	4 - 3X, last vs. UCF (3/18/18)
Assists	3 vs. SMU (12/17/17)
Steals	3 - 2X, last at Florida (1/4/18)
Blocks	1 vs. South Carolina (2/8/18)
Minutes	27 at Virginia Tech (3/25/18)

### SEC HIGHS (AT ALABAMA)

Points	12 vs. South Carolina (2/8/18)
Rebounds	9 vs. Arkansas (1/7/18)
FG Made	4 - 2X, last vs. South Carolina (2/8/18)
FG Att.	10 at Florida (1/4/18)
3PT FG Made	4 - 2X, last vs. South Carolina (2/8/18)
3PT FG Att.	4 - 2X, last vs. South Carolina (2/8/18)
FT Made	4 vs. Missouri (12/31/18)
FT Att.	4 - 2X, last vs. South Carolina (2/8/18)
Assists	2 vs. South Carolina (2/8/18)
Steals	3 - 2X, last at Mississippi State (1/14/18)
Blocks	1 vs. South Carolina (2/8/18)
Minutes	26 vs. South Carolina (2/8/18)

### 2017-18 SEASON HIGHS

Points	19 vs. Florida A&M (12/28/17)
Rebounds	9 vs. Arkansas (1/7/18)
FG Made	7 - 2X, last at Virginia Tech (3/25/18)
FG Att.	12 - 2X, last at Virginia Tech (3/25/18)
3PT FG Made	3 vs. Florida A&M (12/28/17)
3PT FG Att.	6 vs. Florida A&M (12/28/17)
FT Made	4 - 2X, last vs. UCF (3/18/18)
FT Att.	4 - 3X, last vs. UCF (3/18/18)
Assists	3 vs. SMU (12/17/17)
Steals	3 - 2X, last at Florida (1/4/18)
Blocks	1 vs. South Carolina (2/8/18)
Minutes	27 at Virginia Tech (3/25/18)

### ACCOLADES

- 2018 SEC First-Year Academic Honor Roll

### SOPHOMORE (2017-18)

- Played in 24 games and made one start after becoming eligible on Dec. 17
- Averaged 5.7 points and 4.2 rebounds per game in her first year with the Tide
- Led the team in free throw percentage with 85.2 percent shooting (23-of-27) from the line
- Led Alabama in rebounding five times and steals twice
- Recorded eight points, three steals, and two rebounds against Missouri State (12/19)
- Finished with 10 points and seven rebounds versus Murray State (12/20)
- Added a career-high 19 points, to go along with eight rebounds and two assists off the bench against Florida A&M (12/28)
- Finished with eight points and one rebound in the game against Missouri (12/31)
- Had seven points, four rebounds and tied a season-best with three steals against Florida (1/4)
- Chipped in seven points and eight boards versus Arkansas (1/7)
- Recorded 10 points, four rebounds and three steals versus Mississippi State (1/14)
- Had a career-high nine rebounds at home against Arkansas (2/4)
- Finished with 12 points and five rebounds off the bench versus South Carolina (2/8)
- Contributed six points and eight rebounds against LSU (2/25)
- Was one of four Crimson Tide players in double figures with 15 points, six rebounds and two assists in the second round of the WNIT against UCF (3/18)
- Finished the season strong with 16 points and eight rebounds against Virginia Tech (3/25)

### AT FLORIDA STATE (2016)

- Played in five games for the Seminoles
- Scored a season-high 14 points in the fifth game of the season against Winthrop

### PREP HIGHLIGHTS

- Rated the No. 23 overall prospect and No. 5 post by ESPNW in the 2016 signing class
- 2016 Alabama Miss Basketball
- 2016 Gatorade Player of the Year for Alabama
- 2016 Class 7A Player of the Year
- Named to the Naismith High School All-America Watch List
- McDonald's All American Game nominee
- Made history by becoming the first student from a Montgomery public school to be named Alabama Miss Basketball
- Two-time state tournament MVP
- Three-time all-state selection
- Two-time Montgomery Advertiser All-Metro Player of the Year
- Finished high school with 1900 points and 908 rebounds
- Guided Jefferson Davis to a 102-26 record throughout her career, where she was a four-year starter for coach LaKenya Knight
- Led the Lady Vols to back-to-back Class 7A titles in 2015 and 2016
- During her senior season, averaged 19.6 points, 7.9 rebounds and 2.6 assists per game while collecting 13 double-doubles
- In the 2016 title game against McGill-Toolen, recorded 18 points and six rebounds
- In the 2015 in the state championship, she poured in 23 points
- Averaged 15.9 points and 8.1 rebounds as a junior
- Carried a 3.35 GPA her senior year
- Volunteered with Special Olympics and as a youth basketball coach
- Played AAU basketball with the Southern Stars under former head coach Al Hooks

### PERSONAL INFORMATION

- Born on Feb. 3, 1998
- Daughter of Charlotte Savage
- Has one brother, Prince Savage
- Majoring in human performance exercise science



WALKER'S GAME-BY-GAME STATS

2017-18

Opponent	Date	Min	FG-FGA	3FG-FGA	FT-FTA	Off-Def-Tot	PF	A	TO	Bk	Stl	Pts
SMU	12/17	23	0-8	0-5	0-0	1-3-4	0	3	1	0	0	0
Missouri State	12/19	17	3-10	0-4	2-2	1-1-2	2	1	1	0	3	8
Murray State	12/20	23	4-10	1-2	1-2	2-5-7	1	1	4	0	1	10
Florida A&M	12/28	25	7-12	3-6	2-2	1-7-8	0	2	3	0	0	19
Missouri	12/31	20	2-6	0-2	4-4	0-1-1	0	1	2	0	0	8
at Florida	1/4	18	3-10	1-4	0-0	3-1-4	1	0	1	0	3	7
at Arkansas	1/7	21	3-7	1-3	0-0	2-6-8	2	0	1	0	0	7
LSU	1/11	12	1-3	0-0	0-0	1-1-2	1	1	0	0	0	2
at Mississippi State	1/14	19	4-6	2-2	0-0	0-4-4	0	0	1	0	3	10
Texas A&M	1/18*	6	0-4	0-1	0-0	0-0-0	0	0	0	0	1	0
at Kentucky	1/25	8	1-2	0-1	0-0	0-0-0	0	0	1	0	0	2
at Auburn	1/28	11	0-3	0-2	0-0	1-2-3	0	0	2	0	0	0
Arkansas	2/4	24	1-3	0-1	0-0	3-6-9	1	0	1	0	1	2
South Carolina	2/8	26	4-7	2-4	2-4	1-4-5	4	2	1	1	1	12
at Ole Miss	2/11	6	0-0	0-0	0-0	0-0-0	0	0	2	0	0	0
at Tennessee	2/15	9	1-2	1-2	0-0	1-2-3	0	1	2	0	0	3
Auburn	2/18	6	0-2	0-2	0-0	1-0-1	0	0	0	0	0	0
Georgia	2/22	8	0-3	0-3	2-2	0-2-2	0	0	0	0	1	2
at LSU	2/25	13	2-3	1-1	1-2	4-4-8	3	0	4	0	0	6
vs. Kentucky	3/1	2	0-1	0-0	0-0	0-0-0	0	0	1	0	0	0
Southern	3/14	17	2-6	0-2	0-0	2-6-8	0	0	1	0	0	4
UCF	3/18	25	5-9	1-2	4-4	3-3-6	2	2	1	0	0	15
Georgia Tech	3/22	18	0-3	0-0	4-4	2-6-8	1	0	3	0	0	4
at Virginia Tech	3/25	27	7-12	1-4	1-1	4-4-8	0	0	2	0	1	16
<b>TOTALS</b>		<b>384</b>	<b>50-132</b>	<b>14-53</b>	<b>23-27</b>	<b>33-68-101</b>	<b>18</b>	<b>14</b>	<b>35</b>	<b>1</b>	<b>15</b>	<b>137</b>

\*INDICATES GAMES STARTED



PLAYER PROFILES

CAREER STATS

Year	GP	GS	Min	Avg	FG	FGA	Pct	3FG	3FGA	Pct	FT	FTA	Pct	Off	Def	Tot	Avg	PF	FO	A	TO	Bk	Stl	Pts	Avg
2017-18	24	1	384	16.0	50	132	.379	14	53	.264	23	27	.852	33	68	101	4.2	18	0	14	35	1	15	137	5.7
<b>TOTALS</b>	<b>24</b>	<b>1</b>	<b>384</b>	<b>16.0</b>	<b>50</b>	<b>132</b>	<b>.379</b>	<b>14</b>	<b>53</b>	<b>.264</b>	<b>23</b>	<b>27</b>	<b>.852</b>	<b>33</b>	<b>68</b>	<b>101</b>	<b>4.2</b>	<b>18</b>	<b>0</b>	<b>14</b>	<b>35</b>	<b>1</b>	<b>15</b>	<b>137</b>	<b>5.7</b>

## PLAYER PROFILES



5-9 • Freshman

Guard

### MEGAN ABRAMS

Lafayette, La. (Lafayette Christian Academy)

#### PREP HIGHLIGHTS

- Rated No. 120 overall by Prospect Nation in the Class of 2018
- Ranked as the No. 21 point guard according to Prospect Nation and No. 27 point guard by HoopGurlz ESPNW
- 2018 McDonald's All-American nominee
- 2018 Daily Advertiser All-Acadiana Girls Basketball MVP
- 2018 KLFY Athlete of the Year
- Named 1A LSWA MVP in 2018
- Athletic-Academic all-state in 2018
- 2018 All-Acadiana MVP
- 2018 Yuletide Classic MVP
- 2018 Allstate Sugar Bowl MVP
- Named district MVP in 2015, 2017 and 2018
- Three-time all-state honoree (2015, 2017, 2018)
- Tabbed all-district on three occasions (2015, 2017, 2018)
- Two-time state champion at Lafayette Christian Academy (2016-17, 2017-18)
- 2017 All-Acadiana first team
- 2017 state championship Most Outstanding Player
- 2017 state championship all-tournament team
- 2015 All-Acadiana second team
- Was a member of the 2017 Adidas USA Select Basketball Team that played in Italy over the summer of 2017
- Adidas All-American in 2016 and 2017
- Played AAU ball for LA Lady Select under Kenneth Lee Jr. along with playing for the Texas Elite Prime under head coach Joey Simmons
- Won the Adidas National Championship with Texas Elite in 2017
- Won the state championship with LA Lady Select in 2016
- Valedictorian at Lafayette Christian Academy
- Member of the National Honors Society, Beta Club, Spanish Club and Student Government

- Also competed in track in high school and won the high jump state championship in 2017

#### PERSONAL INFORMATION

- Born on Jan. 22, 2000
- Daughter of Billy and Mary Abrams
- Has one brother, Don Jayamaha Jr.
- Cousin, Darnell Lazare, played collegiate basketball at LSU (2003-07) and professionally overseas
- Cousin, Kerrilyn Lazare, played volleyball at Louisiana (2008-11)
- Cousin, Braylon Lazare, played basketball at Louisiana (2012-14)
- Cousin, Cameron Lazare, played football at Northwestern State (2014-17)
- Aunt, Julie Lazare, played volleyball for Louisiana
- Majoring in business





5

5-6 • Freshman

Guard

**HANNAH BARBER**

Homewood, Ala. (Homewood)

**PREP HIGHLIGHTS**

- Rated No. 111 overall by Prospect Nation
- Ranked as the No. 20 point guard by Prospect Nation and the No. 27 point guard according to HoopGurlz ESPNW
- Named the 2017 Birmingham Tip-Off Club Player of the Year
- Two-time state champion at Homewood High School (2014-15, 2016-17)
- 2017 AL.com Girls Athlete of the Year in Birmingham Region
- AL.com Super-State in 2017
- First Team 6A All-State in 2016
- Led Homewood to a state championship runner-up finish in 2016
- Second Team 6A All-State in 2015
- Second Team All-Birmingham honors in 2015
- Played AAU ball on the Alabama Heat Elite under coach Steve Ward ... also played for the Alabama Southern Starz under Doug Bush

**PERSONAL INFORMATION**

- Born on June 13, 2000
- Daughter of Dykes and Tara Barber
- Has one brother, Bo and one sister, Taylor
- Major is undecided



PLAYER PROFILES

## PLAYER PROFILES



24

6-0 • Freshman

Guard

### DE'SHA BENJAMIN

Augusta, Ga. (Lucy C. Laney)

#### PREP HIGHLIGHTS

- Rated No. 63 overall by Prospect Nation
- Ranked as the No. 14 guard by Prospect Nation and No. 28 guard by HoopGurlz ESPNW
- Georgia Class AA Player of the Year in 2018
- Three-time state champion at Lucy C. Laney High School (2014-15, 2016-17, 2017-18)
- Atlanta Journal Constitution AAA Player of the Year in 2017
- Four-time AJC First Team AA/AAA All-State honoree
- The Augusta Chronicle Georgia Girls Basketball Player of the Year in 2018
- Four-time All-Georgia First Team
- Played AAU on the Georgia Sting, while being coached by former Duke standout and first round NBA draft pick, Will Avery

#### PERSONAL INFORMATION

- Born June 6, 2000
- Daughter of Crystal Davis
- Has one brother, Desmond Davis, and one sister, Desiree Davis
- Her cousin Alana Davis currently plays for the University of Memphis' women's basketball team
- Majoring in criminal justice





12

6-1 • Freshman

Forward

**ALLIE CRAIG CRUCE**

Killen, Ala. (Lauderdale County)

**PREP HIGHLIGHTS**

- Rated as the No. 14 wing according to HoopGurlz ESPNW
- Times Daily Class 1A-3A All-Area Girls Basketball Player of the Year in 2017 and 2018
- Two-time AHSAA 3A Player of the Year in 2017 and 2018
- AL.com second team Super State selection in 2018
- First team 3A all-state all four years
- Two-time state champion at Lauderdale County (2014-15, 2015-16)
- Led Lauderdale County to a state championship runner-up finish in 2017-18
- All-county all four years
- Named regional MVP in 2016 and 2018
- AL.com Super-State honorable mention in 2016
- Played AAU basketball for the AL Southern Starz under head coach Brian Gafford

**PERSONAL INFORMATION**

- Born on March 29, 2000
- Nickname is AC
- Daughter of Bryan and Amy Cruce
- Has two sisters, Pariss Brown and Neeley Kelley
- Father, Bryan, played basketball at Tennessee Tech in 1980
- Major is communications



## PLAYER PROFILES



42

ALABAMA

6-3 • Junior

Center

### SHELBY GIBSON

Murfreesboro, Tenn. (Oakland/Ole Miss)

#### ACCOLADES

- Two-time SEC Freshman of the Week (Jan. 3, 2017, Feb. 6, 2017)

#### AT OLE MISS (2017-18)

- Played in all 31 games while making 19 starts for the Rebels
- Averaged 6.7 points and 3.1 rebounds on the year
- Scored in double figures 10 times on the season
- Went a perfect 5-of-5 from the floor against Kennesaw State (11/13) and finished with 10 points and three boards
- Was tops on the team with 20 points on 7-of-8 shooting from the floor to go along with six rebounds against Texas Southern (12/28)
- Led the team once again with 21 points after shooting 9-of-13 from the field in the SEC opener at Arkansas (12/31)
- Scored in double figures for her third game in a row after putting up 12 points against South Carolina (1/4)
- Finished with 10 points and six rebounds at Florida (1/21)
- Compiled 12 points and six boards at Georgia (2/4)
- Had 20 points on 7-for-9 shooting and 4-for-6 from beyond the arc against Alabama (2/11)
- Tallied her first-career double-double at LSU (2/15) after finishing with 15 points and 10 rebounds
- Poured in 14 points in just 17 minutes against Kentucky (2/22)
- Chipped in 10 points in 16 minutes versus Florida (2/28)

#### AT OLE MISS (2016-17)

- Two-time SEC Freshman of the Week (Jan. 3, Feb. 6)
- Averaged 6.4 points per game and 2.9 rebounds per game in 31 appearances with three starts
- Averaged 5.1 points per game and 3.1 rebounds per game in SEC play

- First player since Alliesha Easley in 2006-07 to earn multiple Freshman of the Week honors and first in the Insell era
- Tallied double figures in three straight games with a career-best 16 points versus Florida; averaged 14.3 ppg in that span
- Tied career high with 16 points at Florida for her most points scored in an SEC contest
- Three SEC games in double figures and nine games in double figures overall as a freshman
- Became the first player since Shequila Joseph in 2013 to score double figures in SEC debut with 12 points versus Arkansas
- Career-best seven rebounds against Mississippi Valley State
- Scored in 26 of 31 games and grabbed a rebound in 30 of 31 games

#### PREP HIGHLIGHTS

- Played her high school basketball at Oakland High school in Murfreesboro, Tenn.

- The 6-3 post player ranks ninth in her position group and has a top-60 ranking according to Prospects Nation.
- Four-year starter for the Oakland Patriots
- Earned Class AAA All-State honors from the Tennessee Sportswriters Association
- As a junior led her team to the state championship where they fell to rival Blackman in double overtime
- Gibson averaged 14.8 points and 7.8 rebounds, while shooting 60.6 percent from the field and 67.5 percent from the free throw line as a junior
- Played AAU with the Tennessee Flight, Tennessee Pride and Kentucky Premier

#### PERSONAL INFORMATION

- Daughter of Karen Flanary and Jeff Gibson
- Born Oct. 22, 1997
- Has three siblings (Kasey, Taylor and Sydney)
- Uncle, Beu Harrell played football at Mississippi College
- Majoring in general studies





4 • Junior Guard

**CIERRA JOHNSON**

Mobile, Ala. (Blount/Shelton State CC)

as well as with the DIP Celtics under Barbrah Hatcher and Tamika Hardin

**PERSONAL INFORMATION**

- Born April 10, 1998
- Daughter of Tyson Johnson and Angela Mose
- Has three sisters, Tyeshia, Zia and Jalisa
- Sister Tyeshia, ran track at South Alabama
- Majoring in criminal justice with a minor in cyber criminology

**PREP HIGHLIGHTS (Shelton State CC)**

- 2018 NJCAA D1 Player of the Year
- ASWA JUCO Athlete of the Year in 2018 at Shelton State Community College in Tuscaloosa
- North Division Player of the Year
- Region 22 Player of the Year
- Alabama Community College Conference Tournament MVP
- Averaged 22 points, 4.8 rebounds, 4.1 assists, 53.6 field goal percentage her sophomore year
- Scored the most points in the NJCAA in 2018 with 793 and averaged the third-most with 22 points per game
- Two-time ACCC Athletics Player of the Year
- Two-time NJCAA First Team
- Holds the NJCAA Tournament scoring record with 135 points in 2018
- Holds the NJCAA Tournament single-game scoring record with 47 points in 2018
- NJCAA Tournament MVP
- 70-4 career record
- NJCAA All-American First Team
- Ranked as the No. 110 overall prospect by Prospect Nation in the Class of 2016
- Was rated as the No. 21 point guard by Prospect Nation and No. 30 point guard by HoopGurlz ESPNW coming out of high school
- Was a four-time Class 6A first-team all-state selection at Blount High School
- Led the Leopards to the state semifinals in her first three seasons and was named the Class 6A Player of the Year in 2015
- In her final season at Blount, Johnson averaged 16 points, seven rebounds and five assists
- Played AAU ball for coach Renardo Hudson on the WP Celtics
- Also played AAU for the Comets under head coach Mike Berry, the Bama Storm with coach Ben Thomas,





## PLAYER PROFILES



34

6-1 • Freshman

Guard

### GRACE PELPHEY

Tuscaloosa, Ala. (Tuscaloosa Academy)


#### PREP HIGHLIGHTS

- Attended Tuscaloosa Academy and led the team to a state championship in 2017-18
- Named Class AAA All-American in 2018
- Earned second team all-state honors
- Selected to the AISA, Class AAA state all-tournament team in her senior year
- Played AAU for the Central Florida Elite, coached by Precious Carter and Howard Wringer
- Also played on the tennis team at Tuscaloosa Academy

#### PERSONAL INFORMATION

- Born on Dec. 9, 1999 in Gainesville, Fla.
- Full name is Ann-Marie Grace Pelphrey
- Daughter of John and Tracy Pelphrey
- Father, John is currently the Associate Head Coach for the Alabama Men's Basketball Team
- Has one brother, Jaxson Pelphrey
- Majoring in human performance exercise science





0

ALABAMA

6-1 • Freshman

Guard

**TANIYAH WORTH**

Flowery Branch, Ga. (Flowery Branch)

**PREP HIGHLIGHTS**

- Ranked as the No. 14 wing according to HoopGurlz ESPNW
- Led Flowery Branch to a 2018 AAAAA state runner-up finish
- Atlanta Journal Constitution First Team AAAAA All-State in 2017
- AJC Honorable-Mention AAAAA All-State in 2016
- Atlanta Tipoff Club Honorable Mention
- Played AAU on the Adidas circuit for Coach Torrey Bates and the Lady Rebels Gauntlet
- Attended the 2017 Adidas All-American Camp
- Also played AAU ball for the Lady Threat and EOTO coached by Kenny Hutchinson
- Competed in track during high school, and won the state championship in the high jump in 2018

**PERSONAL INFORMATION**

- Born Jan. 1, 2000
- Daughter of Nakia Miller
- Has three brothers, Tyleek Worth, Coodaye Miller and Ramell Cooper
- Has two sisters Rockia Worth and Shi Amar
- Major is undecided



PLAYER PROFILES

## STARTING LINEUPS

OPPONENT	RESULT	POINT GUARD	GUARD	GUARD/FORWARD	FORWARD	FORWARD
Alabama A&M	W, 90-32	Meo Knight	Hannah Cook	Shaquera Wade	Ashley Williams	Ashley Knight
Utah	W, 65-60	Meo Knight	Hannah Cook	Shaquera Wade	Ashley Williams	Ashley Knight
Jacksonville	W, 75-60	Meo Knight	Hannah Cook	Shaquera Wade	Ashley Williams	Ashley Knight
at Georgia Southern	W, 84-36	Jordan Lewis	Meo Knight	Hannah Cook	Ashley Williams	Ashley Knight
vs. No. 23 NC State	L, 49-68	Jordan Lewis	Meo Knight	Hannah Cook	Ashley Williams	Ashley Knight
vs. Elon	L, 55-60	Jordan Lewis	Meo Knight	Hannah Cook	Ashley Williams	Ashley Knight
at TCU	L, 67-88	Jordan Lewis	Meo Knight	Hannah Cook	Ashley Williams	Ashley Knight
at Lipscomb	W, 73-51	Alana da Silva	Jordan Lewis	Hannah Cook	Shaquera Wade	Ashley Williams
Grambling State	W, 73-49	Jordan Lewis	Coco Knight	Hannah Cook	Shaquera Wade	Ashley Williams
SMU	W, 59-44	Jordan Lewis	Coco Knight	Hannah Cook	Shaquera Wade	Ashley Williams
Missouri State	W, 65-61	Jordan Lewis	Hannah Cook	Shaquera Wade	Ashley Williams	NeNe Bolton
Murray State	W, 68-47	Jordan Lewis	Hannah Cook	Shaquera Wade	Ashley Williams	NeNe Bolton
Florida A&M	W, 91-55	Jordan Lewis	Hannah Cook	Shaquera Wade	Ashley Williams	NeNe Bolton
No. 16 Missouri	L, 56-62	Jordan Lewis	Hannah Cook	Shaquera Wade	Ashley Williams	NeNe Bolton
at Florida	W, 63-54	Jordan Lewis	Hannah Cook	Shaquera Wade	Ashley Williams	NeNe Bolton
at Arkansas	W, 83-76	Jordan Lewis	Hannah Cook	Shaquera Wade	Ashley Williams	NeNe Bolton
LSU	W, 65-51	Jordan Lewis	Hannah Cook	Shaquera Wade	Ashley Williams	NeNe Bolton
at No. 4 Mississippi State	L, 61-75	Jordan Lewis	Hannah Cook	Shaquera Wade	Ashley Williams	NeNe Bolton
No. 16 Texas A&M	L, 54-73	Jordan Lewis	Hannah Cook	Shaquera Wade	Ashley Williams	NeNe Bolton
Vanderbilt	W, 77-75	Jordan Lewis	Hannah Cook	Shaquera Wade	Ashley Williams	NeNe Bolton
at Kentucky	L, 54-79	Jordan Lewis	Hannah Cook	Shaquera Wade	Ashley Williams	NeNe Bolton
at Auburn	L, 60-69	Jordan Lewis	Hannah Cook	Shaquera Wade	Ashley Williams	NeNe Bolton
Arkansas	L, 66-74	Jordan Lewis	Hannah Cook	Shaquera Wade	Ashley Williams	NeNe Bolton
No. 7 South Carolina	L, 66-79	Jordan Lewis	Hannah Cook	Shaquera Wade	Ashley Williams	NeNe Bolton
at Ole Miss	W, 82-79	Jordan Lewis	Hannah Cook	Shaquera Wade	Ashley Williams	NeNe Bolton
at No. 11 Tennessee	W, 72-63	Jordan Lewis	Hannah Cook	Shaquera Wade	Ashley Williams	NeNe Bolton
Auburn	W, 70-60	Jordan Lewis	Hannah Cook	Shaquera Wade	Ashley Williams	NeNe Bolton
No. 19 Georgia	L, 43-49 <sup>OT</sup>	Jordan Lewis	Hannah Cook	Shaquera Wade	Ashley Williams	NeNe Bolton
LSU	L, 78-79 <sup>OT</sup>	Jordan Lewis	Hannah Cook	Shaquera Wade	Ashley Williams	NeNe Bolton
vs. Kentucky	L, 64-71	Jordan Lewis	Hannah Cook	Shaquera Wade	Ashley Williams	NeNe Bolton
Southern	W, 69-56	Jordan Lewis	Hannah Cook	Shaquera Wade	Ashley Williams	NeNe Bolton
UCF	W, 80-61	Jordan Lewis	Hannah Cook	Shaquera Wade	Ashley Williams	NeNe Bolton
Georgia Tech	W, 61-59	Jordan Lewis	Hannah Cook	Shaquera Wade	Ashley Williams	NeNe Bolton
at Virginia Tech	L, 67-74	Jordan Lewis	Hannah Cook	Shaquera Wade	Ashley Williams	NeNe Bolton

## ALABAMA RECORD WHEN ...

At home .....	14-5	40% or better on 3PT .....	4-3
On the road .....	6-6	Less than 40% on 3PT .....	16-11
At neutral sites .....	0-3		
In SEC games .....	7-9	More turnovers than opp. ....	7-6
SEC home games .....	2-5	Less turnovers than opp. ....	13-6
SEC road games .....	4-4	Same turnovers as opp. ....	0-2
In non-conference games .....	13-5		
In overtime .....	0-2	Scoring 80 or more points .....	6-0
		Scoring 70-79 points .....	6-1
In games decided by		Scoring 60-69 points .....	7-7
5 points or less .....	5-2	Scoring 50-59 points .....	1-4
6-10 points .....	4-6	Scoring less than 50 points .....	0-2
11 points or more .....	11-6		
		Allowing 80 or more points .....	0-1
Leading at the half .....	13-3	Allowing 70-79 points .....	3-8
Trailing at the half .....	5-10	Allowing 60-69 points .....	6-4
Tied at the half .....	2-1	Allowing 50-59 points .....	6-0
		Allowing less than 50 points .....	5-1
Shooting 40% or better .....	15-3		
Shooting less than 40% .....	5-11	On Sunday .....	8-6
Opp. better than 40% .....	4-11	On Monday .....	1-0
Opp. 40% or less .....	16-3	On Tuesday .....	1-0
Shooting better than opp. ....	16-0	On Wednesday .....	2-0
Shooting worse than opp. ....	4-14	On Thursday .....	7-6
Shooting the same as opp. ....	0-0	On Friday .....	1-2
		On Saturday .....	0-0
Outrebounding opp. ....	16-6		
Opp. outrebounds UA .....	4-8	In November .....	4-2
Rebounds are tied .....	0-0	In December .....	6-2
		In January .....	4-4
70% or better on FT .....	16-7	In February .....	3-4
70% or less on FT .....	4-7	In March .....	3-2
More FT att. than opp. ....	17-6		
Less FT att. than opp. ....	2-6		
Same FT att. as opp. ....	1-2		

PLAYER GAME-BY-GAME (POINTS - REBOUNDS - ASSISTS)

OPPONENT	1 BOLTON	2 RICHARDSON	3 LEWIS	5 DA SILVA	10 RUFFIN	11 COOK	13 C. KNIGHT	15 M. KNIGHT	20 WILLIAMS	21 BERRY
Alabama A&M	DNP	DNP	DNP	7-0-3	4-4-0	14-3-1	6-6-2	10-2-2	16-6-4	0-1-1
Utah	6-2-0	DNP	DNP	2-1-0	0-1-0	14-7-2	2-0-0	17-5-2	6-9-1	0-0-0
Jacksonville	7-1-0	DNP	DNP	12-1-2	8-5-2	14-9-2	DNP	9-4-6	15-10-2	0-0-0
at Georgia Southern	10-4-2	DNP	9-0-1	8-9-5	5-6-1	13-6-1	DNP	14-3-2	7-7-1	0-1-1
vs. No. 23 NC State	4-2-0	DNP	1-4-2	2-1-0	1-4-1	17-2-1	2-0-0	9-3-3	5-8-0	0-0-0
vs. Elon	2-2-0	DNP	5-4-2	0-0-0	0-2-0	13-5-1	0-0-0	14-8-1	10-6-1	0-0-0
at TCU	11-2-3	DNP	4-2-3	0-0-2	3-1-2	10-2-1	8-4-2	5-1-0	14-4-1	3-0-0
at Lipscomb	5-6-0	DNP	10-9-5	0-0-1	3-0-1	3-4-1	16-2-4	6-5-1	14-7-1	0-0-0
Grambling State	0-6-1	DNP	9-4-8	7-0-1	0-2-0	20-10-1	0-2-1	7-2-1	12-7-2	0-0-0
SMU	4-6-1	8-2-0	6-6-3	0-1-0	DNP	13-3-1	3-0-0	3-3-0	9-5-0	0-0-0
Missouri State	4-2-0	0-0-0	6-7-6	0-0-0	DNP	6-2-1	2-0-0	3-3-1	21-9-0	DNP
Murray State	8-6-0	7-4-2	9-2-2	0-2-0	0-0-0	0-6-1	2-2-3	2-0-3	9-6-1	0-0-0
Florida A&M	6-2-2	0-1-0	5-1-8	0-0-0	DNP	8-6-1	6-1-1	9-2-3	9-5-2	0-0-0
No. 16 Missouri	4-5-1	0-1-0	10-3-0	0-0-0	DNP	11-3-0	4-1-1	4-1-1	2-5-1	DNP
at Florida	7-4-0	0-0-0	4-6-1	2-1-1	0-0-0	11-3-1	5-2-0	0-2-0	12-5-1	DNP
at Arkansas	4-5-1	0-2-1	18-1-5	0-1-1	2-0-0	8-5-0	0-0-0	4-0-1	17-7-1	DNP
LSU	4-3-0	0-0-0	8-5-8	0-0-0	DNP	14-4-5	0-0-0	3-1-2	14-11-0	DNP
at No. 4 Mississippi State	4-4-2	2-1-0	3-3-4	0-0-0	DNP	25-2-0	DNP	9-1-3	2-4-1	DNP
No. 16 Texas A&M	6-3-1	4-1-1	17-7-2	2-1-0	DNP	4-1-1	2-0-0	9-3-2	DNP	DNP
Vanderbilt	13-7-1	2-0-0	13-3-3	0-0-0	DNP	16-6-0	0-0-0	17-1-0	8-9-0	DNP
at Kentucky	7-5-3	0-0-0	7-2-2	3-1-1	DNP	4-2-4	0-0-0	5-2-0	15-3-2	DNP
at Auburn	14-9-0	DNP	15-3-4	0-0-1	0-0-1	10-0-3	0-1-1	3-1-0	6-3-2	DNP
Arkansas	16-8-0	2-1-1	22-6-3	0-0-0	DNP	4-2-1	2-0-1	3-1-1	8-2-0	DNP
No. 7 South Carolina	4-3-0	3-3-0	8-2-4	0-1-1	0-0-1	13-6-1	6-1-0	DNP	5-7-1	DNP
at Ole Miss	16-5-2	DNP	23-7-1	0-0-0	DNP	15-3-0	0-0-0	3-1-1	11-5-5	DNP
at No. 11 Tennessee	6-5-1	DNP	19-7-2	0-0-0	DNP	10-4-4	0-0-1	6-3-0	16-10-5	DNP
Auburn	8-6-1	DNP	12-3-2	0-0-0	DNP	14-6-3	3-3-1	0-0-0	17-10-0	DNP
No. 19 Georgia	2-6-1	DNP	6-2-2	0-1-0	DNP	8-6-1	2-2-0	7-3-3	14-9-0	DNP
at LSU	9-5-0	DNP	6-2-4	0-1-0	DNP	18-5-2	0-0-0	7-3-0	15-16-2	DNP
vs. Kentucky	4-4-1	DNP	4-6-3	0-0-0	DNP	21-4-1	0-0-0	3-0-0	15-12-5	DNP
Southern	8-4-1	2-1-1	11-4-5	0-1-0	DNP	15-6-4	0-3-1	6-1-0	19-12-2	DNP
UCF	4-8-0	2-0-2	14-5-5	1-0-0	DNP	17-4-0	DNP	5-3-2	16-3-1	DNP
Georgia Tech	5-1-0	4-2-1	11-1-3	0-0-0	DNP	9-5-2	DNP	6-5-2	13-4-1	DNP
at Virginia Tech	0-1-0	0-2-0	7-3-5	0-0-0	DNP	10-3-1	DNP	12-3-2	13-11-0	DNP
OPPONENT	22 COPELAND	23 WADE	25 A. KNIGHT	40 WALKER						
Alabama A&M	16-15-0	9-7-3	8-6-1	DNP						
Utah	0-1-0	13-7-0	5-1-0	DNP						
Jacksonville	9-3-0	1-2-3	0-3-0	DNP						
at Georgia Southern	9-5-0	1-4-0	8-8-0	DNP						
vs. No. 23 NC State	0-2-0	1-0-3	7-3-0	DNP						
vs. Elon	0-1-0	3-4-1	8-3-0	DNP						
at TCU	DNP	3-0-2	6-4-0	DNP						
at Lipscomb	0-1-0	2-7-2	14-6-0	DNP						
Grambling State	9-7-0	0-4-0	9-6-0	DNP						
SMU	1-3-0	3-4-0	9-6-1	0-4-3						
Missouri State	1-3-0	8-5-0	6-6-0	8-2-1						
Murray State	4-2-0	3-2-2	14-6-0	10-7-1						
Florida A&M	4-1-0	12-5-1	6-7-1	19-8-2						
No. 16 Missouri	DNP	11-7-2	2-2-0	8-1-1						
at Florida	DNP	9-5-0	6-6-1	7-4-0						
at Arkansas	DNP	15-4-1	10-4-1	7-8-0						
LSU	0-0-0	10-3-1	10-6-0	2-2-1						
at No. 4 Mississippi State	0-1-1	4-1-0	2-3-0	10-4-0						
No. 16 Texas A&M	6-2-0	2-6-3	2-2-0	0-0-0						
Vanderbilt	0-1-0	8-5-1	0-0-0	DNP						
at Kentucky	0-0-0	7-2-1	4-4-0	2-0-0						
at Auburn	DNP	10-4-2	2-1-0	0-3-0						
Arkansas	0-0-0	5-3-0	2-2-0	2-9-0						
No. 7 South Carolina	0-0-0	13-6-1	2-1-0	12-5-2						
at Ole Miss	0-0-0	10-6-5	4-1-0	0-0-0						
at No. 11 Tennessee	DNP	12-2-3	0-3-0	3-3-1						
Auburn	DNP	11-8-3	5-1-0	0-1-0						
No. 19 Georgia	DNP	2-4-1	0-2-0	2-2-0						
at LSU	DNP	13-5-2	4-1-0	6-8-0						
vs. Kentucky	2-1-1	9-5-3	6-2-0	0-0-0						
Southern	4-7-0	0-2-0	DNP	4-8-0						
UCF	4-7-0	2-1-2	DNP	15-6-2						
Georgia Tech	5-1-0	4-7-1	DNP	4-8-0						
at Virginia Tech	2-1-0	7-1-2	DNP	16-8-0						

2017-18 REVIEW

## GAME-BY-GAME HIGHS

OPPONENT	RESULT	POINTS	REBOUNDS	ASSISTS	STEALS	BLOCKS
Alabama A&M	W, 90-32	16, A. Copeland 16, A. Williams	15, A. Copeland	4, A. Williams	6, H. Cook	7, A. Knight
Utah	W, 65-60	17, M. Knight	9, A. Williams	2, H. Cook 2, M. Knight	1, A. da Silva 1, M. Knight 1, S. Wade 1, H. Cook	2, A. Knight
Jacksonville	W, 75-60	15, A. Williams	10, A. Williams	6, M. Knight	1, M. Knight 1, S. Wade 1, D. Ruffin	2, Q. Bolton 2, A. Knight
at Georgia Southern	W, 84-36	14, M. Knight	9, A. da Silva	5, A. da Silva	6, J. Lewis	4, A. Knight
vs. No. 23 NC State	L, 49-68	17, H. Cook	8, A. Williams	3, S. Wade 3, M. Knight	5, J. Lewis	2, A. Knight
vs. Elon	L, 55-60	14, M. Knight	8, M. Knight	2, J. Lewis	5, H. Cook	2, A. Knight 2, S. Wade 2, A. Williams 3, Q. Bolton 3, A. Knight
at TCU	L, 67-88	14, A. Williams	4, C. Knight 4, A. Williams 4, A. Knight	3, Q. Bolton 3, J. Lewis	2, Q. Bolton 2, D. Ruffin	
at Lipscomb	W, 73-51	16, C. Knight	9, J. Lewis	5, J. Lewis	4, H. Cook	1, S. Wade 1, Q. Bolton 4, A. Knight
Grambling State	W, 73-49	20, H. Cook	10, H. Cook	8, J. Lewis	2, M. Knight 2, A. Knight 2, H. Cook	
SMU	W, 59-44	13, H. Cook	6, A. Knight 6, Q. Bolton 6, J. Lewis	3, J. Walker 3, J. Lewis	3, H. Cook	3, A. Knight
Missouri State	W, 65-61	21, A. Williams	9, A. Williams	6, J. Lewis	3, J. Walker	3, A. Knight
Murray State	W, 68-47	14, A. Knight	7, J. Walker	3, M. Knight 3, C. Knight	4, A. Williams	4, A. Knight
Florida A&M	W, 91-55	19, J. Walker	8, J. Walker	8, J. Lewis	3, A. Williams	2, A. Knight 2, A. Copeland 3, A. Knight
No. 16 Missouri	L, 56-62	11, H. Cook 11, S. Wade	7, S. Wade	2, S. Wade	2, J. Lewis 2, S. Wade 2, A. Williams	
at Florida	W, 63-54	12, A. Williams	6, A. Knight 6, J. Lewis	1, J. Lewis 1, A. Williams 1, A. da Silva 1, H. Cook 5, J. Lewis	3, J. Walker	3, A. Knight
at Arkansas	W, 83-76	18, J. Lewis	8, J. Walker	5, J. Lewis	5, S. Wade	2, A. Knight 2, Q. Bolton 2, A. Williams
LSU	W, 65-51	14, A. Williams 14, H. Cook	11, A. Williams	8, J. Lewis	3, S. Wade	1, Q. Bolton 1, A. Knight
at No. 4 Mississippi State	L, 61-75	25, H. Cook	4, J. Walker 4, A. Williams 4, Q. Bolton 7, J. Lewis	4, J. Lewis	3, J. Walker	1, Q. Bolton 1, A. Knight 1, M. Knight 1, M. Knight 1, A. Copeland
No. 16 Texas A&M	L, 54-73	17, J. Lewis	7, J. Lewis	3, S. Wade	3, M. Knight	
Vanderbilt	W, 77-75	17, M. Knight	9, A. Williams	3, J. Lewis	4, S. Wade	1, A. Copeland 1, Q. Bolton 2, A. Knight
at Kentucky	L, 54-79	15, A. Williams	5, Q. Bolton	4, H. Cook	1, S. Wade 1, Q. Bolton	
at Auburn	L, 60-69	15, J. Lewis	9, Q. Bolton	4, J. Lewis	3, Q. Bolton	1, A. Williams 1, S. Wade
Arkansas	L, 66-74	22, J. Lewis	9, J. Walker	3, J. Lewis	2, S. Wade 2, Q. Bolton	1, H. Cook
No. 7 South Carolina	L, 66-79	13, H. Cook 13, S. Wade	7, A. Williams	4, J. Lewis	2, H. Cook 2, J. Lewis	1, Q. Bolton 1, J. Walker 1, A. Knight 1, Q. Bolton
at Ole Miss	W, 82-79	23, J. Lewis	7, J. Lewis	5, S. Wade 5, A. Williams	3, Q. Bolton 3, J. Lewis	
at No. 11 Tennessee	W, 72-63	19, J. Lewis	10, A. Williams	5, A. Williams	4, H. Cook	1, A. Knight
Auburn	W, 70-60	17, A. Williams	10, A. Williams	3, H. Cook 3, S. Wade	3, Q. Bolton 3, A. Williams 3, S. Wade	5, A. Knight
No. 19 Georgia	L, 43-49 <sup>OT</sup>	14, A. Williams	9, A. Williams	3, M. Knight	8, H. Cook	2, Q. Bolton
at LSU	L, 78-79 <sup>OT</sup>	18, H. Cook	16, A. Williams	4, J. Lewis	2, S. Wade	1, S. Wade 1, Q. Bolton 1, A. Knight 1, A. Knight
vs. Kentucky	L, 64-71	21, H. Cook	12, A. Williams	5, A. Williams	1, M. Knight 1, J. Lewis 1, S. Wade 1, H. Cook	1, A. Copeland 1, S. Wade 1, Q. Bolton
Southern	W, 69-56	19, A. Williams	12, A. Williams	5, J. Lewis	2, H. Cook	2, Q. Bolton
UCF	W, 80-61	17, H. Cook	8, Q. Bolton	5, J. Lewis	2, J. Lewis	1, S. Wade 1, H. Cook 1, M. Knight
Georgia Tech	W, 61-59	13, A. Williams	8, J. Walker	3, J. Lewis	2, A. Williams	1, A. Williams 1, H. Cook 1, A. Richardson 1, A. Williams
at Virginia Tech	L, 67-74	16, J. Walker	11, A. Williams	5, J. Lewis	1, A. Williams 1, H. Cook 1, M. Knight 1, J. Walker	

2017-18 SEASON STATISTICS

RECORD:	OVERALL	HOME	AWAY	NEUTRAL
ALL GAMES	20-14	14-5	6-6	0-3
CONFERENCE	7-9	3-5	4-4	0-0
NON-CONFERENCE	13-5	11-0	2-2	0-3

##	Player	GP-GS	Min-Avg	FG-FGA	Pct	3FG-FGA	Pct	FT-FTA	Pct	Off-Def-Tot	Avg	PF-FO	A	TO	Blk	Stl	Pts	Avg				
11	Cook,Hannah	34-34	980-28.8	126-330	.382	58-181	.320	92-116	.793	26-119-145	4.3	77-2	49	63	5	61	402	11.8				
20	Williams,Ashley	33-33	905-27.4	131-267	.491	0-0	.000	123-165	.745	114-123-237	7.2	59-0	46	60	11	31	385	11.7				
03	Lewis,Jordan	31-31	1029-33.2	87-274	.318	29-88	.330	99-135	.733	18-102-120	3.9	53-0	108	71	1	35	302	9.7				
15	Knight,Meoshonti	33-7	624-18.9	72-188	.383	12-47	.255	64-92	.696	24-52-76	2.3	43-0	45	51	6	32	220	6.7				
23	Wade,Shaquera	34-30	800-23.5	76-196	.388	17-60	.283	54-77	.701	58-80-138	4.1	89-3	51	72	14	46	223	6.6				
01	Bolton,Quanetria	33-24	594-18.0	82-207	.396	9-53	.170	39-47	.830	47-95-142	4.3	48-0	25	32	25	20	212	6.4				
40	Walker,Jasmine	24-1	384-16.0	50-132	.379	14-53	.264	23-27	.852	33-68-101	4.2	18-0	14	35	1	15	137	5.7				
25	Knight,Ashley	30-7	453-15.1	69-119	.580	0-0	.000	23-33	.697	46-60-106	3.5	66-1	5	35	59	7	161	5.4				
22	Copeland,Ariyah	25-0	198-7.9	27-64	.422	0-0	.000	22-35	.629	24-41-65	2.6	19-0	2	11	10	9	76	3.0				
13	Knight,Coco	28-2	269-9.6	31-91	.341	1-7	.143	8-16	.500	13-17-30	1.1	21-0	19	17	0	10	71	2.5				
10	Ruffin,DaiJia	13-0	119-9.2	10-34	.294	3-8	.375	3-4	.750	6-19-25	1.9	8-0	8	11	1	5	26	2.0				
02	Richardson,Amber	18-0	144-8.0	11-27	.407	4-8	.500	10-16	.625	11-10-21	1.2	21-0	9	13	2	7	36	2.0				
05	Da Silva,Alana	34-1	294-8.6	18-47	.383	8-25	.320	7-16	.438	2-22-24	0.7	21-0	20	27	0	6	51	1.5				
21	Berry,Taylor	12-0	57-4.8	1-8	.125	1-6	.167	0-0	.000	0-2-2	0.2	2-0	2	4	0	1	3	0.3				
TEAM											51-75-126		3.7		13							
Total		34		791-1,984	.399	156-536	.291	567-779	.728	473-885-1,358	39.9	546-6	403	515	135	285	2305	67.8				
Opponents		34		779-1,975	.394	181-569	.318	390-567	.688	388-811-1,199	35.3	686-16	393	546	118	251		62.6				

SCORE BY PERIODS	1st	2nd	3rd	4th	OT	Total
Alabama	510	525	609	650	11	2305
Opponents	464	538	579	530	18	2129

2017-18 SEC SEASON STATISTICS

RECORD:	OVERALL	HOME	AWAY	NEUTRAL
ALL GAMES	7-9	3-5	4-4	0-0
CONFERENCE	7-9	3-5	4-4	0-0
NON-CONFERENCE	0-0	0-0	0-0	0-0

##	Player	GP-GS	Min-Avg	FG-FGA	Pct	3FG-FGA	Pct	FT-FTA	Pct	Off-Def-Tot	Avg	PF-FO	A	TO	Blk	Stl	Pts	Avg			
03	Lewis,Jordan	16-16	560-35.0	51-154	.331	21-50	.420	68-91	.747	10-52-62	3.9	30-0	47	35	0	13	191	11.9			
11	Cook,Hannah	16-16	500-31.3	57-158	.361	28-85	.329	43-51	.843	7-51-58	3.6	41-1	26	30	1	29	185	11.6			
20	Williams,Ashley	15-15	432-28.8	57-127	.449	0-0	.000	48-66	.727	49-57-106	7.1	27-0	21	30	4	16	162	10.8			
23	Wade,Shaquera	16-16	445-27.8	49-106	.462	9-31	.290	35-52	.673	34-37-71	4.4	47-2	26	35	5	29	142	8.9			
01	Bolton,Quanetria	16-16	367-22.9	48-121	.397	7-35	.200	21-25	.840	30-53-83	5.2	30-0	14	20	12	16	124	7.8			
15	Knight,Meoshonti	15-0	235-15.7	25-67	.373	5-17	.294	25-38	.658	7-16-23	1.5	23-0	14	24	2	12	80	5.3			
40	Walker,Jasmine	15-1	207-13.8	22-61	.361	8-28	.286	9-12	.750	17-33-50	3.3	12-0	5	18	1	10	61	4.1			
25	Knight,Ashley	16-0	207-12.9	22-46	.478	0-0	.000	11-14	.786	16-23-39	2.4	36-0	2	20	21	2	55	3.4			
13	Knight,Coco	15-0	104-6.9	10-37	.270	0-2	.000	4-6	.667	6-4-10	0.7	11-0	5	9	0	3	24	1.6			
02	Richardson,Amber	10-0	66-6.6	4-9	.444	1-1	1.000	4-10	.400	5-4-9	0.9	13-0	3	7	0	4	13	1.3			
22	Copeland,Ariyah	8-0	33-4.1	2-5	.400	0-0	.000	2-5	.400	0-4-4	0.5	8-0	1	5	2	1	6	0.8			
05	da Silva,Alana	16-0	86-5.4	3-10	.300	1-5	.200	0-0	.000	1-6-7	0.4	4-0	5	9	0	1	7	0.4			
10	Ruffin,DaiJia	2-0	8-4.0	0-0	.000	0-0	.000	0-0	.000	0-0-0	0.0	1-0	1	2	0	0	0	0.0			
TEAM										33-37-70		4.4		6							
Total		16		350-901	.388	80-254	.315	270-370	.730	215-377-592	37.0	283-3	170	250	48	136	1050	65.6			
Opponents		16		397-915	.434	91-242	.376	212-292	.726	182-378-560	35.0	329-10	190	251	63	124	1097	68.6			

SCORE BY PERIODS	1st	2nd	3rd	4th	OT	Total
Alabama	238	216	284	301	11	1050
Opponents	242	298	285	254	18	1097

2017-18 REVIEW

# RECORDS & HISTORY

## YEAR-BY-YEAR TEAM STATISTICS

Season	G	FG-FGA	FG%	3FG-FGA	3FG%	FT-FTA	FT%	REB	Avg	PF-FO	A	TO	BL	S	Pts	Avg
1974-75	25	722-2,066	.349	0-0	.000	294-521	.564	941	37.6	606-0	0	0	0	0	1,738	69.5
1975-76	22	664-1,530	.434	0-0	.000	261-499	.523	920	41.8	402-0	375	547	0	265	1,589	72.2
1976-77	28	881-2,145	.411	0-0	.000	347-581	.597	1,245	44.5	664-0	332	638	0	254	2,109	75.3
1977-78	31	931-2,145	.434	0-0	.000	343-569	.603	1,328	42.8	605-0	424	792	0	0	2,205	71.1
1978-79	26	752-1,684	.447	0-0	.000	468-681	.687	1,098	42.2	531-0	166	458	48	170	1,972	75.8
1979-80	27	760-1,767	.430	0-0	.000	426-599	.711	1,045	38.7	572-0	365	517	89	223	1,946	72.1
1980-81	33	1,031-2,330	.442	0-0	.000	427-634	.674	1,300	39.4	563-20	636	555	107	305	2,489	75.4
1981-82	28	829-1,799	.461	0-0	.000	305-485	.629	1,111	39.7	431-8	428	451	62	215	1,963	70.1
1982-83	29	818-1,896	.431	0-0	.000	401-628	.639	1,198	41.3	537-0	351	471	76	233	2,037	70.2
1983-84	32	1,056-2,208	.478	0-0	.000	342-537	.637	1,371	42.8	649-0	521	555	98	348	2,454	76.7
1984-85	28	880-1,826	.482	0-0	.000	386-595	.649	1,144	40.9	530-17	420	578	68	305	2,146	76.6
1985-86	29	914-1,874	.488	0-0	.000	417-596	.700	1,101	38.0	515-14	495	497	46	270	2,245	77.4
1986-87	29	897-1,903	.471	0-0	.000	462-744	.621	1,168	40.3	621-17	437	532	53	337	2,256	77.8
1987-88	28	849-1,828	.464	40-141	.284	411-651	.631	1,129	40.3	597-16	434	614	61	344	2,149	76.8
1988-89	29	836-1,875	.446	38-117	.325	417-629	.663	1,316	45.4	612-14	391	618	47	226	2,127	73.3
1989-90	28	711-1,858	.383	104-324	.321	393-606	.649	1,276	45.6	516-15	516	307	58	80	1,919	68.5
1990-91	29	761-1,755	.434	97-281	.345	550-803	.685	1,224	42.2	561-15	450	580	60	276	2,169	74.8
1991-92	30	942-2,235	.421	248-765	.324	505-724	.698	1,399	46.6	666-13	500	573	51	406	2,637	87.9
1992-93	31	970-2,232	.435	237-696	.341	511-736	.694	1,393	44.9	645-11	546	590	92	411	2,688	86.7
1993-94	33	1,032-2,343	.440	223-691	.323	553-831	.665	1,622	49.2	717-19	597	598	135	356	2,840	86.1
1994-95	31	934-2,228	.419	226-688	.328	500-705	.709	1,471	47.5	575-15	518	522	103	285	2,594	83.7
1995-96	32	922-2,103	.438	179-524	.342	478-757	.631	1,422	44.4	558-7	508	477	100	305	2,501	78.2
1996-97	32	890-2,137	.416	175-580	.302	555-824	.674	1,551	48.5	587-10	484	511	121	318	2,510	78.4
1997-98	34	948-2,100	.451	198-552	.359	503-752	.669	1,415	41.6	618-11	560	542	144	257	2,597	76.4
1998-99	31	837-1,916	.437	164-489	.335	565-821	.688	1,350	43.5	627-7	442	586	122	265	2,403	77.5
1999-00	29	720-1,711	.421	122-417	.293	404-637	.634	1,196	41.2	550-13	346	560	111	227	1,966	67.8
2000-01	31	698-1,673	.417	148-448	.330	446-678	.658	1,155	37.3	610-23	409	590	102	188	1,990	64.2
2001-02	31	809-1,750	.462	191-476	.401	475-702	.677	1,196	38.6	620-17	381	591	71	228	2,284	73.7
2002-03	28	644-1,642	.392	179-536	.334	298-437	.682	1,095	39.1	525-12	322	468	88	145	1,765	63.0
2003-04	28	683-1,688	.405	169-529	.320	323-496	.651	1,150	41.1	500-9	312	468	82	184	1,858	66.4
2004-05	29	676-1,754	.385	156-470	.332	432-651	.664	1,189	41.0	590-15	300	499	114	206	1,940	66.9
2005-06	28	599-1,465	.409	94-323	.291	404-643	.628	1,114	39.8	508-9	304	628	95	211	1,696	60.6
2006-07	30	668-1,651	.405	151-488	.309	317-468	.677	1,142	38.1	594-9	371	736	65	313	1,804	60.1
2007-08	30	620-1,588	.390	98-342	.287	308-496	.621	1,141	38.0	566-13	341	778	115	265	1,646	54.9
2008-09	30	714-1,899	.376	149-566	.263	327-494	.662	1,228	40.9	546-9	400	529	105	207	1,904	63.5
2009-10	30	738-1,862	.396	128-438	.292	317-516	.614	1,214	40.5	614-18	388	572	87	227	1,921	64.0
2010-11	33	795-2,108	.377	137-465	.295	452-709	.638	1,278	38.7	667-17	375	551	95	353	2,179	66.0
2011-12	31	659-1,843	.358	103-400	.258	419-655	.640	1,208	39.0	581-13	292	561	84	284	1,840	59.4
2012-13	31	724-2,134	.339	171-667	.256	394-632	.623	1,229	39.6	567-10	352	490	115	334	2,013	64.9
2013-14	30	694-1,782	.389	174-545	.319	382-604	.632	1,140	38.0	525-7	341	479	91	222	1,944	64.8
2014-15	32	655-1,733	.378	136-537	.253	463-735	.630	1,205	37.7	552-13	352	594	107	277	1,909	59.7
2015-16	31	697-1,770	.394	151-543	.278	430-615	.699	1,157	37.3	541-12	335	513	147	298	1,975	63.7
2016-17	36	863-2,139	.403	190-623	.305	537-817	.657	1,487	41.3	568-11	468	590	157	275	2,453	68.1
2017-18	34	791-1,984	.382	156-536	.291	567-779	.728	1,358	39.9	546-6	403	515	135	285	2,305	67.8

## TEAM SCORING RECORDS

### POINTS IN A SEASON

Season	GM	Avg	Points
1. 1993-94	33	86.1	2,840
2. 1992-93	31	86.7	2,688
3. 1991-92	30	87.9	2,637
4. 1997-98	34	76.4	2,597
5. 1994-95	31	78.2	2,594
6. 1996-97	32	78.4	2,510
7. 1995-96	32	78.2	2,501
8. 1980-81	33	75.4	2,489
9. 1983-84	32	76.7	2,454
10. 1998-99	31	77.5	2,403

### POINTS IN A GAME

Date/Opponent	Points
1. Feb. 25, 1993 vs. Oral Roberts	122-52
2. March 18, 1995 vs. Duke	121-120 <sup>4OT</sup>
3. Dec. 29, 1994 vs. UNC-Asheville	119-46
Jan. 12, 1994 at Troy	119-43
5. Nov. 29, 1991 vs. ULM	118-86
6. Dec. 18, 1992 vs. Grambling State	117-51
7. Dec. 20, 2014 vs. Troy	113-105 <sup>OT</sup>
8. Jan. 13, 1992 at Appalachian State	114-90
9. Dec. 15, 1992 vs. Austin Peay	111-79
10. Feb. 24, 1992 vs. Mississippi Valley State	110-51

## MISCELLANEOUS SCORING RECORDS

### MOST POINTS SCORED

Half	68 vs. Mississippi Valley State, second half (Feb. 24, 1992)
Game	122 vs. Oral Roberts (Feb. 25, 1993)
By Opponent - Regulation	110 by Tennessee (Jan. 6, 2011)
	110 by Mississippi State (Jan. 15, 1977)
By Opponent - Overtime	120 by Duke - four OTs (March 18, 1995)
Combined - Regulation	204 (118-86) vs. ULM (Nov. 29, 1991)
	204 (103-101) vs. Florida (Jan. 4, 1992)
	204 (114-90) vs. Appalachian State (Jan. 13, 1992)
Combined - Overtime	241 (121-120) vs. Duke - four OTs (March 18, 1995)
Home	122 vs. Oral Roberts (Feb. 25, 1993)
Away	119 vs. Troy (Jan. 12, 1994)
Season	2,840 in 33 games (1993-94)
Largest Margin of Victory	76 (119-43) at Troy (Jan. 12, 1994)
Highest Scoring Average in a Season	87.9 over 30 games (1991-92)

### FEWEST POINTS SCORED

Game	34 vs. South Carolina (Feb. 9, 2003)
	34 vs. LSU (Jan. 11, 2009)
By Opponent	21 by Georgia State (Dec. 21, 1990)
Combined	82 (48-34) vs. South Carolina (Feb. 9, 2003)
Home	34 vs. South Carolina (Feb. 9, 2003)
Away	34 vs. LSU (Jan. 11, 2009)
Season	1,589 in 22 games (1975-76)
Loss Margin	65 (45-110) at Tennessee (Jan. 6, 2011)
Lowest Scoring Average in a Season	54.9 over 30 games (2007-08)

## LARGEST MARGINS OF VICTORY

### VS. ALL OPPONENTS

Date	Opponent	Score	Margin
Jan. 12, 1994	at Troy	119-43	+76
Dec. 29, 1994	vs. UNC-Asheville	119-46	+73
Feb. 25, 1993	Oral Roberts	122-52	+70
Dec. 3, 1993	Coppin State	98-31	+67
Dec. 18, 1992	Grambling State	117-51	+66
Dec. 29, 1983	at Queens College	113-47	+66
Nov. 30, 1990	Tuskegee	106-41	+65
Nov. 29, 1988	Tennessee State	107-43	+64
Nov. 22, 2015	Mississippi Valley State	98-35	+63
Jan. 31, 1996	Alabama State	105-42	+63
Dec. 2, 1997	Samford	104-43	+61
Jan. 17, 1976	Tuskegee	101-40	+61
Dec. 27, 1983	vs. Xavier	102-42	+60

### VS. SEC OPPONENTS

Date	Opponent	Score	Margin
Feb. 9, 1997	South Carolina	87-38	+49
Feb. 21, 1999	Vanderbilt	102-59	+43
Feb. 6, 1997	Arkansas	102-61	+41
Jan. 13, 1996	Mississippi State	97-64	+33
Jan. 31, 1995	at LSU	90-60	+30



# RECORDS & HISTORY

## INDIVIDUAL SCORING RECORDS

### CAREER LEADERS

#### POINTS

Name	Seasons	GM	Avg	Pts
1. Dominique Canty	1996-99	127	18.1	2,294
2. Niesa Johnson	1992-95	125	17.1	2,134
3. Carol Smith	1982-86	116	17.3	2,018
4. Yolanda Watkins	1993-97	125	14.2	1,778
5. Terri Hillard	1980-84	122	13.4	1,606
6. Tierney Jenkins	2008-11	122	12.6	1,535
7. Betsy Harris	1990-94	123	12.3	1,519
8. Hannah Cook	2014-18	133	11.0	1,468
9. Ashley Williams	2013-15, 16-18	130	11.2	1,450
10. Shondra Johnson	1998-2002	115	12.1	1,411

#### SCORING AVERAGE (min. 50 games)

Name	Seasons	GM	Pts	Avg
1. Shalonda Enis	1995-97	64	1,309	20.5
2. Cassandra Crumpton	1982-84	59	1,073	18.2
3. Dominique Canty	1995-99	127	2,294	18.1
Linda Burgess	1990-92	59	1,069	18.1
5. Carol Smith	1982-86	116	2,018	17.3
6. Niesa Johnson	1992-95	125	2,134	17.1
7. Yolanda Watkins	1993-97	125	1,778	14.2
8. Terri Hillard	1980-84	122	1,606	13.4
9. Tierney Jenkins	2008-11	122	1,535	12.6
Tracey Rutledge	1985-88	85	1,069	12.6

### SINGLE-SEASON LEADERS

#### POINTS

Name	Season	GM	Avg	Pts
1. Shalonda Enis	1995-96	32	23.9	766
2. Dominique Canty	1997-98	34	21.5	732
3. Niesa Johnson	1994-95	31	21.1	653
4. Dominique Canty	1998-99	31	19.7	612
5. Linda Burgess	1991-92	30	20.3	610
6. Terri Hillard	1981-82	28	20.3	569
7. Carol Smith	1985-86	29	19.4	564
8. Cassandra Crumpton	1983-84	32	17.5	559
9. Shalonda Enis	1996-97	32	17.0	543
10. Cassandra Crumpton	1982-83	29	18.3	532

#### SCORING AVERAGE

Name	Season	GM	Pts	Avg
1. Shalonda Enis	1995-96	32	766	23.9
2. Dominique Canty	1997-98	34	732	21.5
3. Niesa Johnson	1994-95	31	653	21.1
4. Linda Burgess	1991-92	30	610	20.3
Terri Hillard	1981-82	28	569	20.3
6. Dominique Canty	1998-99	31	612	19.7
7. Julie Ellis	1974-75	25	490	19.6
8. Carol Smith	1985-86	29	561	19.4
9. Cassandra Crumpton	1982-83	29	532	18.3
10. Cassandra Crumpton	1983-84	32	559	17.5

### GAME LEADERS

#### POINTS

Name	Date/Opponent	Points
1. Amy Lannom	Jan. 4, 1992 vs. Florida	38
2. Daisha Simmons	Dec. 20, 2013 vs. Troy	37
Linda Burgess	Dec. 2, 1991 vs. Loyola-Chicago	37
4. Shalonda Enis	Nov. 29, 1995 vs. East Tennessee State	35
5. Shafontaye Myers	Dec. 20, 2013 vs. Troy	34
Shalonda Enis	Dec. 17, 1995 vs. Georgia	34
Linda Burgess	Jan. 7, 1991 vs. UAB	34
Cassandra Crumpton	Jan. 22, 1983 vs. LSU	34
9. Varisia Raffington	Nov. 28, 2009 vs. CSU Bakersfield	33
LaToya Thomas	Feb. 7, 2002 vs. Mississippi State	33
Dominique Canty	Jan. 31, 1999 vs. Tennessee	33
Shalonda Enis	Jan. 28, 1996 vs. Tennessee	33
Yolanda Watkins	March 18, 1995 vs. Duke	33
Niesa Johnson	Jan. 3, 1995 vs. East Tennessee State	33
Carol Smith	Nov. 22, 1985 vs. Tennessee State	33
Terri Hillard	Jan. 6, 1982 vs. Mississippi State	33

### YEAR-BY-YEAR SCORING LEADERS

Year	Name	Class.	Pos.	Games	Points	Avg.
1974-75	Julie Ellis	Jr.	F	25	490	19.6
1975-76	Julie Ellis	Sr.	F	22	332	15.1
1976-77	Ledeane Hutton	Fr.	G	27	300	11.1
1977-78	Sandra Murray	So.	C/F	31	437	14.1
1978-79	Anne Cale	So.	C	24	344	14.3
1979-80	Glenda Boss	Jr.	F	20	268	13.4
1980-81	Leslie Payne	Sr.	C	33	410	12.4
1981-82	Terri Hillard	So.	G/F	28	569	20.3
1982-83	Cassandra Crumpton	Jr.	F	29	532	18.3
1983-84	Cassandra Crumpton	Sr.	F	32	559	17.5
1984-85	Carol Smith	Jr.	C	28	491	17.5
1985-86	Carol Smith	Sr.	C	29	564	19.5
1986-87	Cynthia McDougle	Jr.	F	29	467	16.1
1987-88	Tracey Rutledge	Jr.	G	28	407	14.5
1988-89	Laura Heard	Jr.	F	27	324	12.0
1989-90	Laura Heard	Sr.	F	20	246	12.3
1990-91	Linda Burgess	Jr.	F	29	459	15.8
1991-92	Linda Burgess	Sr.	F	30	610	20.3
1992-93	Niesa Johnson	So.	G	31	499	16.1
1993-94	Yolanda Watkins	So.	F/C	33	496	15.0
Niesa Johnson	Jr.	G	33	494	15.0	
1994-95	Niesa Johnson	Sr.	G	31	653	21.1
1995-96	Shalonda Enis	Jr.	F/C	32	766	23.9
1996-97	Shalonda Enis	Sr.	F/C	32	543	17.0
1997-98	Dominique Canty	Jr.	G	34	732	21.5
1998-99	Dominique Canty	Sr.	G	31	612	19.7
1999-00	Shondra Johnson	So.	G	27	344	12.7
2000-01	Shondra Johnson	Jr.	G	27	361	13.4
2001-02	Shondra Johnson	Sr.	G	30	445	14.8
2002-03	Beth Vice	Sr.	G	28	349	12.5
2003-04	Monique Bivens	Jr.	G	28	402	14.4
2004-05	Monique Bivens	Sr.	G	29	350	12.1
2005-06	Navonda Moore	Jr.	G	27	338	12.5
2006-07	Navonda Moore	Sr.	G	29	395	13.6
2007-08	Tierney Jenkins	Fr.	F	30	354	11.8
2008-09	Tierney Jenkins	So.	F	30	333	11.1
2009-10	Tierney Jenkins	Jr.	F	29	337	11.6
2010-11	Tierney Jenkins	Sr.	F	33	511	15.5
2011-12	Jasmine Robinson	So.	G	31	353	11.4
2012-13	Daisha Simmons	So.	G	30	384	12.4
2013-14	Shafontaye Myers	Sr.	G	29	426	14.7
2014-15	Ashley Williams	So.	F	31	425	13.7
2015-16	Hannah Cook	So.	G	31	372	12.0
2016-17	Hannah Cook	Jr.	G	36	413	11.5
2017-18	Hannah Cook	Sr.	G	34	402	11.8

### MOST POINTS IN A SEASON BY CLASS

Freshman:	488 - Niesa Johnson (1991-92)
Sophomore:	569 - Terri Hillard (1981-82)
Junior:	766 - Shalonda Enis (1995-96)
Senior:	653 - Niesa Johnson (1994-95)

### MOST POINTS IN A GAME BY CLASS

Freshman:	34 - Linda Burgess at UAB (Jan. 7, 1991)
Sophomore:	30 - Ericka Russell vs. Georgia (March 4, 2010)
	30 - Michelle Smith vs. Tennessee State (Nov. 29, 1988)
Junior:	37 - Daisha Simmons vs. Troy (Dec. 20, 2013)
Senior:	38 - Amy Lannom vs. Florida (Jan. 4, 1992)

RECORDS & HISTORY

## FIELD GOAL RECORDS

### TEAM RECORDS

#### FIELD GOALS MADE

Game: 51 vs. Queens College (Dec. 29, 1983)

Season: 1,056 (1983-84)

#### FIELD GOALS ATTEMPTED

Game: 114 vs. Duke (March 18, 1995)

Season: 2,343 (1993-94)

#### FIELD GOAL PERCENTAGE

Game: .672 (37-55) vs. UAH (Jan. 9, 1986)

Season: .488; 914-1874 (1985-86)

### CAREER LEADERS

#### FIELD GOALS MADE

Name	Seasons	GM	FGA	FGM
1. Dominique Canty	1995-99	127	1,628	828
Carol Smith	1982-86	116	1,498	828
3. Niesa Johnson	1991-95	125	1,775	716
4. Yolanda Watkins	1992-97	125	1,459	688
5. Terri Hillard	1980-84	122	1,442	662
6. Tierney Jenkins	2008-11	122	1,336	592
7. Cynthia McDougle	1984-89	113	1,034	532
8. Laura Vaughn	1987-91	113	1,273	518
9. Leslie Payne	1977-81	108	1,065	517
10. Ashley Williams	2013-15, 16-18	130	1,036	514

#### FIELD GOALS ATTEMPTED

Name	Seasons	GM	FGM	FGA
1. Niesa Johnson	1991-95	125	716	1,775
2. Dominique Canty	1995-99	127	828	1,628
3. Carol Smith	1982-86	116	828	1,498
4. Yolanda Watkins	1992-97	125	688	1,459
5. Terri Hillard	1980-84	122	662	1,442
6. Tierney Jenkins	2008-11	122	592	1,336
7. Hannah Cook	2014-18	133	472	1,289
8. Laura Vaughn	1987-91	113	518	1,273
9. Betsy Harris	1990-94	123	494	1,243
10. Ericka Russell	2008-12	109	414	1,170

#### FIELD GOAL PERCENTAGE (min. 295 att.)

Name	Seasons	FGM	FGA	Pct
1. Ashley Knight	2016-Present	166	296	.561
2. DeeDee Davis	1983-87	283	509	.556
3. Carol Smith	1982-86	828	1,498	.553
4. Linda Burgess	1990-92	438	802	.546
5. Laura Heard	1986-90	402	750	.536
6. Stacey Franklin	1988-92	200	374	.535
7. Gwen Hackett	1975-77	203	385	.527
8. LaNisha Cartwell	1998-02	419	810	.517
9. Justina Smith	1983-84	166	322	.516
10. Cynthia McDougle	1984-89	532	1,034	.515

### SINGLE-SEASON LEADERS

#### FIELD GOALS MADE

Name	Season	GM	FGA	FGM
1. Shalonda Enis	1995-96	32	629	296
2. Dominique Canty	1997-98	34	506	262
3. Cassandra Crumpton	1983-84	32	515	256
4. Linda Burgess	1991-92	30	445	252
5. Terri Hillard	1981-82	28	467	237
6. Carol Smith	1985-86	29	414	231
7. Cassandra Crumpton	1982-83	29	510	227
8. Carol Smith	1983-84	30	393	217
Julie Ellis	1974-75	25	502	217
10. Niesa Johnson	1994-95	31	497	216

#### FIELD GOALS ATTEMPTED

Name	Season	GM	FGM	FGA
1. Shalonda Enis	1995-96	32	296	629
2. Cassandra Crumpton	1983-84	32	256	515
3. Cassandra Crumpton	1982-83	29	227	510
4. Sandra Murray	1977-78	31	191	507
5. Dominique Canty	1997-98	34	262	506
6. Julie Ellis	1974-75	25	217	502
7. Niesa Johnson	1994-95	31	216	497
8. Tierney Jenkins	2010-11	33	200	476
9. Terri Hillard	1981-82	28	237	467
10. Niesa Johnson	1991-92	30	165	465

#### FIELD GOAL PERCENTAGE (min. 100 att.)

Name	Season	FGM	FGA	Pct
1. Cynthia McDougle	1984-85	106	186	.566
2. Michelle Smith	1988-89	101	173	.584
3. Ashley Knight	2017-18	69	119	.580
4. DeeDee Davis	1983-84	105	182	.577
5. DeeDee Davis	1986-87	80	139	.576
6. Stacey Franklin	1991-92	62	108	.574
7. Laura Heard	1987-88	121	212	.571
8. Stacey Franklin	1988-89	66	116	.569
9. Courtney Strauthers	2007-08	71	125	.568
Linda Burgess	1991-92	252	444	.568
Michelle Smith	1987-88	84	148	.568

### SINGLE-GAME LEADERS

#### FIELD GOALS MADE

Name	Date/Opponent	FGM
1. Shalonda Enis	Nov. 29, 1995 vs. ETSU	16
Cassandra Crumpton	Jan. 22, 1983 vs. LSU	16
Linda Burgess	Dec. 2, 1991 vs. Loyola	16
4. Dominique Canty	Jan. 31, 1999 vs. Tennessee	15
5. Varisia Raffington	Nov. 28, 2009 vs. CSU Bakersfield	14
Dominique Canty	March 15, 1996 vs. App. State	14
Shalonda Enis	Dec. 2, 1995 vs. Richmond	14
Linda Burgess	March 19, 1992 vs. Tenn. Tech	14
Carol Smith	Nov. 22, 1985 vs. Tenn. State	14
Carol Smith	Jan. 7, 1984 vs. Georgia State	14
Cassandra Crumpton	Dec. 28, 1983 vs. St. John's	14
Carol Smith	Jan. 16, 1983 vs. Notre Dame	14
Terri Hillard	Jan. 25, 1982 vs. UAB	14
Terri Hillard	Jan. 6, 1982 vs. Miss. State	14
Donna Conway	Dec. 12, 1981 vs. Idaho State	14

#### FIELD GOALS ATTEMPTED

Name	Date/Opponent	FGA
1. Julie Ellis	Jan. 14, 1975 vs. Talladega	31
2. Shalonda Enis	Feb. 19, 1996 vs. Vanderbilt	29
Shalonda Enis	Feb. 17, 1996 vs. Florida	29
4. Shafontaye Myers	Nov. 19, 2012 vs. North Texas	28
Niesa Johnson	Feb. 26, 1994 vs. Ole Miss	28
Cassandra Crumpton	Jan. 22, 1983 vs. LSU	28
Terri Hillard	Jan. 25, 1982 vs. UAB	28
8. Niesa Johnson	March 18, 1995 vs. Duke	27
Niesa Johnson	Jan. 26, 1992 vs. Tennessee	27
10. Monique Bivens	Feb. 29, 2004 vs. Miss. State	26
Tracey Rutledge	Dec. 31, 1987 vs. N.M. State	26
Cassandra Crumpton	Jan. 1, 1984 vs. Auburn	26
Donna Conway	Dec. 5, 1981 vs. Georgia State	26

#### FIELD GOAL PERCENTAGE (min. 7 att.)

Name	Date/Opponent	Pct
1. Laura Heard	Jan. 15, 1988 vs. Ark. St.	1.000 (9-9)
Shondra Johnson	Nov. 17, 2000 vs. Samford	1.000 (7-7)
Latrish Jones	Jan. 17, 1999 vs. Miss. St.	1.000 (7-7)
Betsy Harris	Feb. 20, 1993 vs. Arkansas	1.000 (7-7)
Camillia Crenshaw	Jan. 5, 1993 vs. Xavier	1.000 (7-7)
Sissy Braden	Nov. 30, 1986 vs. Georgia	1.000 (7-7)
7. Quanetria Bolton	Nov. 22, 2015 vs. MVSU	.900 (9-10)
8. Jamilah Johns	Jan. 4, 2003 at Houston	.889 (8-9)
Beth Vice	Nov. 30, 2002 vs. SFA	.889 (8-9)
10. Ashley Williams	Jan. 26, 2014 vs. Georgia	.875 (7-8)

# RECORDS & HISTORY

## THREE-POINT FIELD GOAL RECORDS

### TEAM RECORDS

#### THREE-POINT FIELD GOALS MADE

Game: 14 vs. Mississippi Valley State (Jan. 8, 1992)  
vs. Loyola Chicago (Feb. 3, 1993)

Season: 248 (1991-92)

#### THREE-POINT FIELD GOALS ATTEMPTED

Game: 39 vs. Mississippi Valley State (Jan. 8, 1992)

Season: 765 (1991-92)

#### THREE-POINT FIELD GOAL PERCENTAGE

Game (min. eight made):

.600 (12-20) vs. Stephen F. Austin (Nov. 30, 2002)

Season: .401; 191-476 (2001-02)

## INDIVIDUAL RECORDS

### CAREER LEADERS

#### THREE-POINT FIELD GOALS MADE

Name	Seasons	Pct	3FGA	3FG
1. Betsy Harris	1990-94	.373	729	272
2. Beth Vice	1998-03	.376	719	270
3. Niesa Johnson	1991-95	.348	761	265
4. Hannah Cook	2014-18	.335	781	262
5. Ericka Russell	2008-12	.299	709	212
6. Shafontaye Myers	2010-14	.304	693	211
7. Brittney Ezell	1994-98	.313	642	201
8. Monique Bivens	2001-05	.352	548	193
9. Nicole Carruth	1996-01	.396	399	158
10. Katie Sipe	2001-05	.360	425	153

#### THREE-POINT FIELD GOALS ATTEMPTED

Name	Seasons	Pct	3FG	3FGA
1. Hannah Cook	2014-18	.335	262	781
2. Niesa Johnson	1991-95	.348	265	761
3. Betsy Harris	1990-94	.373	272	729
4. Beth Vice	1998-03	.376	270	719
5. Ericka Russell	2008-12	.299	212	709
6. Shafontaye Myers	2010-14	.304	211	693
7. Brittney Ezell	1994-98	.313	201	642
8. Monique Bivens	2001-05	.352	193	548
9. Katie Sipe	2001-05	.360	153	425
Madonna Thompson	1991-95	.336	143	425

#### THREE-POINT FIELD GOAL PERCENTAGE

(min. 200 att.)

Name	Seasons	3FG	3FGA	Pct
1. Nicole Carruth	1996-01	158	399	.396
2. Beth Vice	1998-03	270	719	.376
3. Betsy Harris	1990-94	272	729	.373
4. Leah Goss	1993-98	180	489	.368
5. Katie Sipe	2001-05	153	425	.360
6. Kate Mastin	2002-07	144	404	.356
7. Monique Bivens	2001-05	193	548	.352
8. Niesa Johnson	1991-95	265	761	.348
9. Pam Duncan	1994-98	96	279	.344
10. Amy Lannom	1988-92	141	414	.341

## SINGLE-SEASON LEADERS

#### THREE-POINT FIELD GOALS MADE

Name	Season	Pct	3FGA	3FG
1. Betsy Harris	1993-94	.348	264	91
2. Betsy Harris	1992-93	.428	208	89
3. Beth Vice	2001-02	.434	198	86
4. Shafontaye Myers	2013-14	.396	212	84
5. Hannah Cook	2016-17	.350	237	83
6. Shafontaye Myers	2012-13	.279	287	80
7. Niesa Johnson	1991-92	.329	231	76
8. Ericka Russell	2010-11	.366	205	75
Niesa Johnson	1994-95	.375	200	75
10. Beth Vice	2002-03	.362	199	72

#### THREE-POINT FIELD GOALS ATTEMPTED

Name	Season	Pct	3FG	3FGA
1. Shafontaye Myers	2012-13	.279	80	287
2. Betsy Harris	1993-94	.348	91	264
3. Hannah Cook	2016-17	.350	83	237
4. Niesa Johnson	1991-92	.329	76	231
5. Shafontaye Myers	2013-14	.396	84	212
6. Betsy Harris	1992-93	.428	89	208
7. Brittney Ezell	1997-98	.338	70	207
8. Ericka Russell	2010-11	.366	75	205
9. Kaundra Williams	1998-99	.309	63	204
10. Beth Vice	2000-01	.348	70	201

#### THREE-POINT FIELD GOAL PERCENTAGE

(min. 100 att.)

Name	Season	3FG	3FGA	Pct
1. Beth Vice	2001-02	86	198	.434
2. Betsy Harris	1992-93	89	208	.428
3. Leah Goss	1995-96	49	121	.405
4. Katie Sipe	2001-02	47	117	.402
5. Shafontaye Myers	2013-14	84	212	.396
6. Betsy Harris	1990-91	43	109	.394
7. Nicole Carruth	1998-99	43	110	.391
8. Nicole Carruth	2000-01	45	116	.388
9. Monique Bivens	2002-03	53	138	.384
10. Leah Goss	1997-98	62	164	.378

## SINGLE-GAME LEADERS

#### THREE-POINT FIELD GOALS MADE

Name	Date/Opponent	3FG
1. Ericka Russell	Feb. 27, 2011 at Arkansas	8
Kate Mastin	Nov. 25, 2006 vs. CS Northridge	8
Beth Vice	Nov. 30, 2002 vs. S. F. Austin	8
Brittney Ezell	Jan. 11, 1998 vs. Arkansas	8
Betsy Harris	Feb. 16, 1994 vs. Auburn	8
Amy Lannom	Jan. 4, 1992 vs. Florida	8
7. Shafontaye Myers	Jan. 24, 2013 vs. Auburn	7
Monique Bivens	Dec. 29, 2002 vs. Bucknell	7
Katie Sipe	Feb. 24, 2002 vs. LSU	7
Beth Vice	March 15, 2001 vs. Memphis	7
Nicole Carruth	Feb. 18, 1998 vs. Ga. Southern	7
Betsy Harris	Feb. 16, 1994 vs. Auburn	7

#### THREE-POINT FIELD GOALS ATTEMPTED

Name	Date/Opponent	3FG
1. Shafontaye Myers	Nov. 19, 2012 vs. North Texas	21
2. Niesa Johnson	March 18, 1995 vs. Duke	18
3. Brittney Ezell	Jan. 11, 1998 vs. Arkansas	17
Betsy Harris	Jan. 16, 1994 vs. Florida	17
5. Shafontaye Myers	Nov. 17, 2012 vs. UAPB	16
6. Shafontaye Myers	Jan. 24, 2013 vs. Auburn	15
Kate Mastin	Jan. 5, 2006 vs. Florida	15
Betsy Harris	Jan. 30, 1994 vs. LSU	15
Niesa Johnson	Jan. 13, 1992 vs. App. State	15
Amy Lannom	Jan. 4, 1992 vs. Florida	15

#### THREE-POINT FIELD GOAL PERCENTAGE

(min. 5 attempts)

Name	Date/Opponent	Pct
1. Hannah Cook	Jan. 14, 2018 vs. Miss. State	1.000 (5-5)
Brittney Ezell	Dec. 29, 1994 vs. UNC-Ash.	1.000 (5-5)
Niesa Johnson	Dec. 20, 1991 vs. Houston	1.000 (5-5)
4. Beth Vice	Nov. 30, 2002 vs. S.F. Austin	.889 (8-9)
5. Nicole Carruth	Feb. 18, 1998 vs. Ga. Southern	.875 (7-8)
6. Katie Sipe	Feb. 29, 2004 vs. Miss. State	.857 (6-7)
Nicole Carruth	Feb. 27, 1998 vs. S. Carolina	.857 (6-7)
8. Shafontaye Myers	Dec. 17, 2013 vs. Jacksonville	.800 (4-5)
Shafontaye Myers	Jan. 13, 2013 vs. Ole Miss	.800 (4-5)
Kate Mastin	Nov. 25, 2006 vs. CS North.	.800 (8-10)
Kate Mastin	Dec. 1, 2005 vs. Alabama A&M	.800 (4-5)

RECORDS & HISTORY

## FREE THROW RECORDS

## TEAM RECORDS

## FREE THROWS MADE

Game: 45 vs. Alabama State (Nov. 27, 1990)

Season: 565 (1998-99)

## FREE THROWS ATTEMPTED

Game: 56 vs. Alabama State (Nov. 27, 1990)

Season: 831 (1993-94)

## FREE-THROW PERCENTAGE

Game: 100.0 (20-20) vs. Clemson (Dec. 19, 1992)

Season: .771; 426-599 (1979-80)

## INDIVIDUAL RECORDS

## CAREER LEADERS

## FREE THROWS MADE

Name	Seasons	Pct	FTA	FT
1. Dominique Canty	1995-99	.718	875	628
2. Shondra Johnson	1999-02	.720	742	534
3. Niesa Johnson	1992-95	.778	562	437
4. Ashley Williams	2013-15, 16-18	.611	691	422
5. Yolanda Watkins	1993-97	.711	530	377
6. Carol Smith	1982-86	.639	556	355
7. Tierney Jenkins	2008-11	.693	502	348
8. Meoshonti Knight	2014-18	.657	522	343
9. Terri Hillard	1980-84	.563	536	302
10. Navonda Moore	2003-07	.715	369	264

## FREE THROWS ATTEMPTED

Name	Seasons	Pct	FT	FTA
1. Dominique Canty	1995-99	.718	628	875
2. Shondra Johnson	1999-02	.720	534	742
3. Ashley Williams	2013-15, 16-18	.611	422	691
4. Niesa Johnson	1991-95	.778	437	562
5. Carol Smith	1982-86	.639	355	556
6. Terri Hillard	1980-84	.563	302	536
7. Yolanda Watkins	1992-97	.711	377	530
8. Meoshonti Knight	2014-18	.657	343	522
9. Tierney Jenkins	2008-11	.693	348	502
10. Navonda Moore	2003-07	.715	264	369

## FREE THROW PERCENTAGE (min. 200 att.)

Name	Seasons	FT	FTA	Pct
1. Sandra Rushing	1982-86	168	209	.804
2. Kate Mastin	2003-07	191	244	.783
3. Niesa Johnson	1991-95	437	562	.778
4. Marverly Nettles	2004-06	174	226	.770
5. Betsy Harris	1990-94	261	340	.768
6. Amy Lannom	1988-92	213	282	.755
7. Kelly Holland	1978-82	153	203	.754
8. Stacey Franklin	1988-92	251	336	.747
9. Hannah Cook	2014-18	262	353	.742
10. Tracey Rutledge	1985-88	176	238	.739

## SINGLE-SEASON LEADERS

## FREE THROWS MADE

Name	Season	Pct	FTA	FT
1. Dominique Canty	1997-98	.752	270	203
2. Dominique Canty	1998-99	.767	236	181
3. Shondra Johnson	2001-02	.741	243	180
4. Shondra Johnson	2000-01	.717	205	147
5. Niesa Johnson	1994-95	.820	178	146
6. Shalonda Enis	1995-96	.684	212	145
7. Dominique Canty	1996-97	.661	218	144
8. Ashley Williams	2013-15, 16-18	.745	165	123
8. Shondra Johnson	1999-00	.669	169	113
9. Tierney Jenkins	2010-11	.721	154	111
Marverly Nettles	2004-05	.766	145	111

## MOST FREE THROWS MADE BY CLASS

Freshman: 109 - Yolanda Watkins (1992-93)

Sophomore: 144 - Dominique Canty (1996-97)

Junior: 203 - Dominique Canty (1997-98)

Senior: 181 - Dominique Canty (1998-99)

## FREE THROWS ATTEMPTED

Name	Season	Pct	FT	FTA
1. Dominique Canty	1997-98	.752	203	270
2. Shondra Johnson	2001-02	.741	180	243
3. Dominique Canty	1998-99	.767	181	236
4. Dominique Canty	1996-97	.661	144	218
5. Shalonda Enis	1995-96	.684	145	212
6. Shondra Johnson	2000-01	.717	147	205
7. Ashley Williams	2014-15	.508	101	199
8. Ashley Williams	2013-14	.588	107	182
9. Niesa Johnson	1994-95	.820	146	178
10. Meoshonti Knight	2016-17	.674	118	175

## FREE THROW PERCENTAGE (min. 50 att.)

Name	Season	FT	FTA	Pct
1. Margaret Fisher	1976-77	48	54	.889
2. Kate Mastin	2006-07	61	69	.884
3. Sandra Rushing	1984-85	46	53	.868
4. Cassandra Crumpton	1982-83	78	91	.857
5. Anne Cale	1977-78	49	59	.831
6. Niesa Johnson	1994-95	146	178	.820
Camillia Crenshaw	1993-94	41	50	.820
8. Sandra Rushing	1985-86	76	95	.800
9. Niesa Johnson	1992-93	108	136	.794
10. Hannah Cook	2017-18	92	116	.793

## BEST FREE THROW PERCENTAGE BY CLASS

Freshman: .831 - Anne Cale (1977-78)

Sophomore: .889 - Margaret Fisher (1976-77)

Junior: .868 - Sandra Rushing (1984-85)

Senior: .884 - Kate Mastin (2006-07)

## SINGLE-GAME LEADERS

## FREE THROWS MADE

Name	Date/Opponent	FT
1. Shondra Johnson	Dec. 2, 2001 vs. Providence	16
2. Daisha Simmons	Dec. 20, 2013 vs. Troy	14
Shondra Johnson	March 12, 1999 vs. Grambling	14
4. Beth Vice	Jan. 26, 2003 vs. Ole Miss	13
Shondra Johnson	Jan. 6, 2002 vs. Kentucky	13
Dominique Canty	Dec. 1, 1999 vs. South Alabama	13
Shalonda Enis	Dec. 30, 1995 vs. W. Kentucky	13
Yolanda Watkins	Feb. 13, 1994 vs. Kentucky	13
Yolanda Watkins	Dec. 5, 1992 vs. La. Tech	13
Stacey Franklin	Feb. 17, 1991 vs. Alabama State	13

## MOST FREE THROWS MADE BY CLASS

Freshman: 14 - Shondra Johnson (March 12, 1999)

Sophomore: 13 - Yolanda Watkins (Feb. 13, 1994)

Junior: 14 - Daisha Simmons (Dec. 20, 2013)

Senior: 16 - Shondra Johnson (Dec. 2, 2001)

## FREE THROWS ATTEMPTED

Name	Date/Opponent	FT
1. Shondra Johnson	Dec. 20, 2000 vs. Creighton	19
2. Shondra Johnson	Dec. 2, 2001 vs. Providence	18
Dominique Canty	Dec. 27, 1996 vs. Grambling	18
4. Daisha Simmons	Dec. 20, 2013 vs. Troy	17
Shondra Johnson	Nov. 24, 2000 vs. California	17
Linda Burgess	Dec. 17, 1992 vs. Austin Peay	17
Sandra Murray	Jan. 23, 1978 vs. Jacksonville St.	17
8. Ashley Williams	March 2, 2014 vs. LSU	16
Shondra Johnson	Feb. 7, 2002 vs. Mississippi State	16
Shondra Johnson	Feb. 3, 2002 vs. Arkansas	16
Shondra Johnson	Nov. 27, 1999 vs. Drake	16
Shondra Johnson	March 12, 1999 vs. Grambling	16
Dominique Canty	Feb. 1, 1998 vs. Tennessee	16
Yolanda Watkins	Feb. 13, 1994 vs. Kentucky	16

## FREE THROW PERCENTAGE (min. 10 att.)

Name	Date/Opponent	Pct
1. Dominique Canty	Dec. 1, 1998 vs. South Ala.	1.000 (13-13)
Yolanda Watkins	Dec. 11, 1993 vs. La. Tech	1.000 (13-13)
Yolanda Watkins	Dec. 5, 1992 vs. La. Tech	1.000 (12-12)
Betsy Harris	Feb. 9, 1991 vs. Florida	1.000 (12-12)
Shondra Johnson	Jan. 27, 2000 vs. Kentucky	1.000 (10-10)
Camillia Crenshaw	Feb. 28, 1994 vs. Troy	1.000 (10-10)
Betsy Harris	Dec. 17, 1991 vs. Austin Peay	1.000 (10-10)
Lisa DePriest	Feb. 10, 1980 vs. LSU	1.000 (10-10)
9. Kaneisha Horn	Feb. 21, 2013 vs. Mississippi St.	.900 (9-10)
10. Jordan Lewis	Feb. 11, 2018 vs. Ole Miss	.846 (11-13)
Ashley Williams	Jan. 7, 2018 at Arkansas	.846 (11-13)

## BEST FREE-THROW PERCENTAGE BY CLASS

Freshman: 1.000 (12-12) - Yolanda Watkins (Dec. 5, 1992)

1.000 (12-12) - Betsy Harris (Feb. 9, 1991)

Sophomore: 1.000 (13-13) - Yolanda Watkins (Dec. 11, 1993)

1.000 (10-10) - Betsy Harris (Dec. 17, 1991)

Junior: 1.000 (10-10) - Lisa DePriest (Feb. 10, 1980)

Senior: 1.000 (13-13) - Dominique Canty (Dec. 1, 1998)

1.000 (10-10) - Shondra Johnson (Jan. 27, 2000)

1.000 (10-10) - Camillia Crenshaw (Feb. 28, 1994)

# RECORDS & HISTORY

## 1,000 POINT CLUB



### DOMINIQUE CANTY (5-10 • GUARD/FORWARD • CHICAGO, ILL.) - 2,294 POINTS

YEAR	GP-GS	FG-FGA	PCT	3FG-FGA	PCT	FT-FTA	PCT	REB-AVG	A	B	S	PTS-AVG
1995-96	31-20	176-332	.530	0-7	.000	100-151	.662	210-6.8	75	15	55	452-14.6
1996-97	31-29	177-345	.513	0-5	.000	144-218	.661	226-7.3	90	13	52	498-16.1
1997-98	34-33	262-506	.518	5-24	.208	203-270	.752	241-7.1	164	16	43	732-21.5
1998-99	31-31	213-445	.479	5-16	.313	181-236	.767	232-7.5	130	9	70	612-19.8
<b>TOTAL</b>	<b>127-113</b>	<b>828-1,628</b>	<b>.509</b>	<b>10-52</b>	<b>.192</b>	<b>628-875</b>	<b>.718</b>	<b>909-7.2</b>	<b>459</b>	<b>53</b>	<b>220</b>	<b>2,294-18.1</b>



### NIESHA JOHNSON (5-9 • GUARD • CLINTON, MISS.) - 2,134 POINTS

YEAR	GP-GS	FG-FGA	PCT	3FG-FGA	PCT	FT-FTA	PCT	REB-AVG	A	B	S	PTS-AVG
1991-92	30-29	165-464	.356	76-231	.329	82-111	.739	212-7.1	151	6	86	488-16.3
1992-93	31-31	165-395	.418	61-173	.353	108-136	.794	167-5.4	226	13	95	499-16.1
1993-94	33-33	170-419	.406	53-160	.331	101-137	.737	181-5.5	237	15	93	494-15.0
1994-95	31-31	216-497	.435	75-200	.375	146-178	.820	185-6.0	186	13	76	653-21.1
<b>TOTAL</b>	<b>125-124</b>	<b>716-1,775</b>	<b>.403</b>	<b>265-764</b>	<b>.347</b>	<b>437-562</b>	<b>.778</b>	<b>745-6.0</b>	<b>800</b>	<b>47</b>	<b>350</b>	<b>2,134-17.1</b>



### CAROL SMITH (6-2 • CENTER • MILAN, TENN.) - 2,018 POINTS

YEAR	GP-GS	FG-FGA	PCT	3FG-FGA	PCT	FT-FTA	PCT	REB-AVG	A	B	S	PTS-AVG
1982-83	29-NA	191-349	.547	--	--	89-156	.571	267-9.2	23	33	39	471-16.2
1983-84	30-NA	217-393	.552	--	--	68-93	.731	222-7.4	33	14	53	502-16.7
1984-85	28-26	189-342	.553	--	--	103-161	.640	283-10.1	29	17	44	481-17.2
1985-86	29-28	231-414	.558	--	--	102-166	.614	304-10.5	29	18	43	564-19.4
<b>TOTAL</b>	<b>116-NA</b>	<b>828-1,498</b>	<b>.553</b>	<b>--</b>	<b>--</b>	<b>362-576</b>	<b>.628</b>	<b>1,076-9.3</b>	<b>114</b>	<b>82</b>	<b>179</b>	<b>2,018-17.4</b>



### YOLANDA WATKINS (6-2 • FORWARD/CENTER • DECATUR, ALA.) - 1,778 POINTS

YEAR	GP-GS	FG-FGA	PCT	3FG-FGA	PCT	FT-FTA	PCT	REB-AVG	A	B	S	PTS-AVG
1992-93	31-24	174-400	.435	1-18	.056	109-147	.741	270-8.7	17	40	44	458-14.8
1993-94	33-32	194-362	.536	1-3	.333	107-164	.652	322-9.8	27	68	48	496-15.0
1994-95	30-28	190-390	.487	14-27	.519	85-121	.702	277-9.2	21	40	28	479-16.0
1996-97	31-29	130-307	.423	9-40	.225	76-98	.776	227-7.3	22	39	23	345-11.1
<b>TOTAL</b>	<b>125-113</b>	<b>688-1,459</b>	<b>.472</b>	<b>25-88</b>	<b>.284</b>	<b>377-530</b>	<b>.711</b>	<b>1,096-8.8</b>	<b>87</b>	<b>187</b>	<b>143</b>	<b>1,778-14.2</b>



### TERRI HILLARD (5-10 • FORWARD • MEMPHIS, TENN.) - 1,630 POINTS

YEAR	GP-GS	FG-FGA	PCT	3FG-FGA	PCT	FT-FTA	PCT	REB-AVG	A	B	S	PTS-AVG
1980-81	33-5	150-330	.455	--	--	75-135	.556	187-5.7	35	29	42	375-11.4
1981-82	28-28	237-466	.509	--	--	95-165	.576	232-8.3	32	27	43	569-20.4
1982-83	29-29	171-394	.434	--	--	88-159	.553	260-9.0	47	21	30	430-15.0
1983-84	32-32	104-252	.413	--	--	48-86	.558	157-4.9	144	14	58	256-8.0
<b>TOTAL</b>	<b>122-94</b>	<b>662-1,442</b>	<b>.459</b>	<b>--</b>	<b>--</b>	<b>306-545</b>	<b>.561</b>	<b>836-6.9</b>	<b>258</b>	<b>91</b>	<b>173</b>	<b>1,630-13.4</b>



### TIERNEY JENKINS (6-0 • FORWARD • MT. JULIET, TENN.) - 1,535 POINTS

YEAR	GP-GS	FG-FGA	PCT	3FG-FGA	PCT	FT-FTA	PCT	REB-AVG	A	B	S	PTS-AVG
2007-08	30-26	140-310	.452	1-5	.200	73-110	.664	200-6.7	15	20	53	354-11.8
2008-09	30-9	124-284	.437	2-7	.286	83-118	.703	222-7.4	38	15	48	333-11.1
2009-10	29-21	128-266	.481	0-0	.000	81-120	.675	264-9.1	40	14	49	337-11.6
2010-11	33-33	200-476	.420	0-3	.000	111-154	.721	350-10.6	53	30	94	511-15.5
<b>TOTAL</b>	<b>122-89</b>	<b>592-1,336</b>	<b>.443</b>	<b>3-15</b>	<b>.200</b>	<b>348-502</b>	<b>.693</b>	<b>1,036-8.5</b>	<b>146</b>	<b>79</b>	<b>244</b>	<b>1,535-12.6</b>

1,000 POINT CLUB




**BETSY HARRIS (5-10 • GUARD • DECATUR, MISS.) - 1,522 POINTS**

YEAR	GP-GS	FG-FGA	PCT	3FG-FGA	PCT	FT-FTA	PCT	REB-AVG	A	B	S	PTS-AVG
1990-91	29-22	105-277	.379	43-109	.394	83-107	.776	16-0.6	54	2	35	336-11.6
1991-92	30-6	108-289	.374	49-148	.331	64-82	.780	76-2.5	43	0	37	329-11.0
1992-93	31-31	125-292	.428	89-208	.428	48-62	.774	109-3.5	40	2	44	387-12.5
1993-94	33-33	156-385	.405	91-264	.345	66-89	.742	98-3.0	50	3	29	470-14.2
<b>TOTAL</b>	<b>123-92</b>	<b>494-1,243</b>	<b>.397</b>	<b>273-729</b>	<b>.373</b>	<b>261-340</b>	<b>.768</b>	<b>299-2.4</b>	<b>187</b>	<b>7</b>	<b>145</b>	<b>1,522-12.4</b>



**HANNAH COOK (6-0 • GUARD • OZARK, MO.) - 1,468 POINTS**

YEAR	GP-GS	FG-FGA	PCT	3FG-FGA	PCT	FT-FTA	PCT	REB-AVG	A	B	S	PTS-AVG
2014-15	32-25	93-285	.326	51-171	.298	44-71	.620	105-3.3	43	7	38	281-8.8
2015-16	31-31	117-310	.377	70-192	.365	68-93	.731	180-5.8	35	3	54	372-12.0
2016-17	36-36	136-364	.374	83-237	.350	58-73	.795	177-4.9	61	2	45	413-11.5
2017-18	34-34	126-330	.382	58-181	.320	92-116	.793	145-4.3	49	5	61	402-11.8
<b>TOTAL</b>	<b>133-126</b>	<b>472-1,289</b>	<b>.366</b>	<b>262-781</b>	<b>.335</b>	<b>262-353</b>	<b>.742</b>	<b>607-4.6</b>	<b>188</b>	<b>17</b>	<b>198</b>	<b>1,468-11.0</b>



**ASHLEY WILLIAMS (6-0 • FORWARD • COVINGTON, GA.) - 1,450 POINTS**

YEAR	GP-GS	FG-FGA	PCT	3FG-FGA	PCT	FT-FTA	PCT	REB-AVG	A	B	S	PTS-AVG
2013-14	30-23	133-268	.496	0-0	.000	107-182	.588	198-6.6	13	6	16	373-12.4
2014-15	31-31	162-296	.547	0-0	.000	101-199	.508	189-6.1	15	7	36	425-13.7
2016-17	36-32	88-205	.429	0-0	.000	91-145	.628	235-6.5	30	5	19	267-7.4
2017-18	33-33	131-267	.491	0-0	.000	123-165	.745	237-7.2	46	11	31	385-11.7
<b>TOTAL</b>	<b>130-119</b>	<b>514-1,036</b>	<b>.496</b>	<b>0-0</b>	<b>.000</b>	<b>422-691</b>	<b>.611</b>	<b>859-6.6</b>	<b>104</b>	<b>29</b>	<b>102</b>	<b>1,450-11.2</b>



**SHONDRA JOHNSON (5-9 • GUARD • NEW ORLEANS, LA.) - 1,411 POINTS**

YEAR	GP-GS	FG-FGA	PCT	3FG-FGA	PCT	FT-FTA	PCT	REB-AVG	A	B	S	PTS-AVG
1998-99	31-12	80-158	.506	7-21	.333	94-125	.752	92-8.4	116	7	37	261-8.4
1999-00	27-25	114-224	.509	3-15	.200	113-169	.669	137-5.1	143	5	45	344-12.7
2000-01	27-25	106-224	.473	2-15	.133	147-205	.717	104-3.9	137	7	50	361-13.4
2001-02	30-30	130-256	.508	5-21	.238	180-243	.741	145-4.8	131	1	47	445-14.8
<b>TOTAL</b>	<b>115-92</b>	<b>430-862</b>	<b>.499</b>	<b>17-72</b>	<b>.236</b>	<b>534-742</b>	<b>.720</b>	<b>478-4.2</b>	<b>527</b>	<b>20</b>	<b>179</b>	<b>1,411-12.3</b>



**SHALONDA ENIS (6-1 • FORWARD/CENTER • CELESTE, TEXAS) - 1,309 POINTS**

YEAR	GP-GS	FG-FGA	PCT	3FG-FGA	PCT	FT-FTA	PCT	REB-AVG	A	B	S	PTS-AVG
1995-96	32-32	296-629	.471	29-89	.326	145-212	.684	305-9.5	60	35	66	766-23.9
1996-97	32-29	202-455	.444	33-93	.355	106-152	.697	284-8.9	79	21	47	543-17.0
<b>TOTAL</b>	<b>64-61</b>	<b>498-1,084</b>	<b>.459</b>	<b>62-182</b>	<b>.341</b>	<b>251-364</b>	<b>.690</b>	<b>589-9.2</b>	<b>139</b>	<b>56</b>	<b>113</b>	<b>1,309-20.5</b>



**LESLIE PAYNE (6-2 • CENTER • PENSACOLA, FLA.) - 1,286 POINTS**

YEAR	GP-GS	FG-FGA	PCT	3FG-FGA	PCT	FT-FTA	PCT	REB-AVG	A	B	S	PTS-AVG
1977-78	27-NA	132-267	.494	--	--	37-57	.649	184-6.8	12	0	0	301-11.1
1978-79	21-NA	80-160	.500	--	--	65-88	.739	180-8.6	11	17	13	225-10.7
1979-80	27-NA	144-312	.462	--	--	62-82	.756	209-7.7	41	43	25	350-13.0
1980-81	33-NA	161-326	.494	--	--	88-120	.733	236-7.2	36	50	28	410-12.4
<b>TOTAL</b>	<b>108-NA</b>	<b>517-1,065</b>	<b>.485</b>	<b>--</b>	<b>--</b>	<b>252-347</b>	<b>.726</b>	<b>809-7.5</b>	<b>100</b>	<b>110</b>	<b>66</b>	<b>1,286-11.9</b>

# RECORDS & HISTORY

## 1,000 POINT CLUB



**CYNTHIA McDOUGLE (6-0 • FORWARD • WAYNESBORO, MISS.) - 1,261 POINTS**

YEAR	GP-GS	FG-FGA	PCT	3FG-FGA	PCT	FT-FTA	PCT	REB-AVG	A	B	S	PTS-AVG
1984-85	27-20	109-186	.586	--	--	32-51	.627	143-5.3	3	6	40	250-9.3
1985-86	29-25	110-211	.521	--	--	63-93	.677	166-5.7	4	1	12	283-9.7
1986-87	29-29	194-362	.536	--	--	79-116	.681	148-5.1	6	7	37	467-16.1
1988-89	28-28	120-275	.433	0-0	.000	21-35	.600	112-4.0	27	5	8	261-9.3
<b>TOTAL</b>	<b>113-102</b>	<b>533-1,034</b>	<b>.515</b>	<b>0-0</b>	<b>.000</b>	<b>195-295</b>	<b>.661</b>	<b>569-5.0</b>	<b>40</b>	<b>19</b>	<b>97</b>	<b>1,261-11.2</b>



**LAURA VAUGHN (6-1 • FORWARD • KINGSFORT, TENN.) - 1,260 POINTS**

YEAR	GP-GS	FG-FGA	PCT	3FG-FGA	PCT	FT-FTA	PCT	REB-AVG	A	B	S	PTS-AVG
1987-88	28-12	158-399	.396	0-3	.000	48-64	.750	170-6.1	12	11	33	364-13.0
1988-89	28-13	114-265	.430	8-29	.276	25-37	.676	129-4.6	36	8	24	261-9.3
1989-90	28-15	113-304	.372	37-114	.325	37-54	.685	172-6.1	20	10	22	300-10.7
1990-91	29-15	133-305	.436	17-70	.243	52-72	.722	193-6.7	64	9	28	335-11.6
<b>TOTAL</b>	<b>113-55</b>	<b>518-1,273</b>	<b>.407</b>	<b>62-216</b>	<b>.287</b>	<b>162-227</b>	<b>.714</b>	<b>664-5.9</b>	<b>132</b>	<b>38</b>	<b>107</b>	<b>1,260-11.2</b>



**BETH VICE (5-11 • GUARD • MT. STERLING, KY.) - 1,211 POINTS**

YEAR	GP-GS	FG-FGA	PCT	3FG-FGA	PCT	FT-FTA	PCT	REB-AVG	A	B	S	PTS-AVG
1998-99	26-0	61-175	.349	42-121	.347	14-15	.933	53-2.0	32	4	21	178-6.8
2000-01	30-11	104-279	.373	70-201	.348	35-46	.761	79-2.6	55	1	26	313-10.4
2001-02	31-31	127-302	.421	86-198	.434	31-35	.886	126-4.1	80	4	40	371-12.0
2002-03	28-19	114-292	.390	72-199	.362	49-62	.790	113-4.0	68	12	23	349-12.5
<b>TOTAL</b>	<b>115-61</b>	<b>406-1,048</b>	<b>.387</b>	<b>270-719</b>	<b>.376</b>	<b>129-158</b>	<b>.816</b>	<b>371-3.2</b>	<b>235</b>	<b>21</b>	<b>110</b>	<b>1,211-10.5</b>



**NAVONDA MOORE (5-10 • GUARD/FORWARD • JACKSON, MISS.) - 1,185 POINTS**

YEAR	GP-GS	FG-FGA	PCT	3FG-FGA	PCT	FT-FTA	PCT	REB-AVG	A	B	S	PTS-AVG
2003-04	23-3	81-191	.424	7-30	.233	46-64	.719	83-3.6	29	2	42	215-9.3
2004-05	29-12	80-198	.404	17-44	.386	60-86	.698	112-3.9	20	5	23	237-8.2
2005-06	27-19	114-289	.394	24-85	.282	86-123	.699	129-4.8	51	10	49	338-12.5
2006-07	29-26	143-357	.401	37-129	.287	72-96	.750	119-4.1	49	12	61	395-13.6
<b>TOTAL</b>	<b>108-60</b>	<b>418-1,035</b>	<b>.404</b>	<b>85-288</b>	<b>.295</b>	<b>264-369</b>	<b>.715</b>	<b>443-4.1</b>	<b>149</b>	<b>29</b>	<b>175</b>	<b>1,185-11.0</b>



**MONIQUE BIVENS (5-9 • GUARD • ALABASTER, ALA.) - 1,174 POINTS**

YEAR	GP-GS	FG-FGA	PCT	3FG-FGA	PCT	FT-FTA	PCT	REB-AVG	A	B	S	PTS-AVG
2001-02	31-0	70-150	.467	27-56	.482	23-37	.622	92-3.0	13	6	15	190-6.1
2002-03	28-18	80-227	.352	53-138	.384	19-30	.633	87-3.1	17	5	17	232-8.3
2003-04	28-13	143-372	.384	55-183	.301	61-80	.763	136-4.9	21	3	25	402-14.4
2004-05	29-23	122-326	.374	58-171	.339	48-68	.706	109-3.8	28	5	22	350-12.1
<b>TOTAL</b>	<b>116-54</b>	<b>415-1,075</b>	<b>.386</b>	<b>193-548</b>	<b>.352</b>	<b>151-215</b>	<b>.702</b>	<b>424-3.7</b>	<b>79</b>	<b>19</b>	<b>79</b>	<b>1,174-10.1</b>



**ERICKA RUSSELL (5-7 • GUARD • TUSCALOOSA, ALA.) - 1,170 POINTS**

YEAR	GP-GS	FG-FGA	PCT	3FG-FGA	PCT	FT-FTA	PCT	REB-AVG	A	B	S	PTS-AVG
2008-09	30-25	106-312	.340	57-204	.279	35-47	.745	75-2.5	32	5	30	304-10.1
2009-10	27-21	112-322	.348	46-183	.251	38-55	.691	83-3.1	38	6	33	308-11.4
2010-11	33-33	130-338	.385	75-105	.366	42-59	.712	82-2.5	53	10	53	377-11.4
2011-12	19-19	66-198	.333	34-117	.291	15-22	.682	40-2.1	19	0	26	181-9.5
<b>TOTAL</b>	<b>109-98</b>	<b>414-1,170</b>	<b>.354</b>	<b>212-609</b>	<b>.348</b>	<b>130-183</b>	<b>.710</b>	<b>280-2.6</b>	<b>142</b>	<b>21</b>	<b>142</b>	<b>1,170-10.7</b>

1,000 POINT CLUB



**GLEND A BOSS (5-10 • GUARD • TENNILLE, GA.) - 1,168 POINTS**

YEAR	GP-GS	FG-FGA	PCT	3FG-FGA	PCT	FT-FTA	PCT	REB-AVG	A	B	S	PTS-AVG
1977-78	28-NA	130-263	.494	--	--	40-68	.588	189-6.8	21	0	0	300-10.7
1978-79	17-NA	84-166	.506	--	--	53-77	.688	112-6.6	2	2	10	221-13.0
1979-80	20-NA	111-234	.474	--	--	46-61	.754	138-6.9	18	3	24	268-13.4
1980-81	32-27	164-355	.462	--	--	51-73	.699	171-5.3	19	3	36	379-11.8
<b>TOTAL</b>	<b>97-NA</b>	<b>489-1,018</b>	<b>.480</b>	<b>--</b>	<b>--</b>	<b>190-279</b>	<b>.681</b>	<b>610-6.3</b>	<b>60</b>	<b>8</b>	<b>70</b>	<b>1,168-12.0</b>



**MEOSHONTI KNIGHT (5-8 • GUARD • MORGAN CITY, LA.) - 1,151 POINTS**

YEAR	GP-GS	FG-FGA	PCT	3FG-FGA	PCT	FT-FTA	PCT	REB-AVG	A	B	S	PTS-AVG
2014-15	32-3	73-187	.390	10-34	.294	79-121	.653	81-2.5	38	5	43	235-7.3
2015-16	31-31	108-277	.390	16-70	.229	82-134	.612	113-3.6	61	10	50	314-10.1
2016-17	36-27	122-320	.381	20-79	.253	118-175	.674	159-4.4	71	12	48	382-10.6
2017-18	33-7	72-188	.383	12-47	.255	64-92	.696	76-2.3	45	6	32	220-6.7
<b>TOTAL</b>	<b>132-68</b>	<b>375-972</b>	<b>.386</b>	<b>58-230</b>	<b>.252</b>	<b>343-522</b>	<b>.657</b>	<b>429-3.3</b>	<b>215</b>	<b>33</b>	<b>173</b>	<b>1,151-8.7</b>



**LINDA BURGESS (6-1 • FORWARD • MADISON, ALA.) - 1,069 POINTS**

YEAR	GP-GS	FG-FGA	PCT	3FG-FGA	PCT	FT-FTA	PCT	REB-AVG	A	B	S	PTS-AVG
1990-91	29-28	186-358	.520	0-0	.000	87-134	.649	228-7.9	29	21	45	459-15.8
1991-92	30-29	252-444	.568	0-0	.000	106-167	.635	247-8.2	14	26	47	610-20.3
<b>TOTAL</b>	<b>59-57</b>	<b>438-802</b>	<b>.546</b>	<b>0-0</b>	<b>.000</b>	<b>193-301</b>	<b>.641</b>	<b>475-8.1</b>	<b>43</b>	<b>47</b>	<b>92</b>	<b>1,069-18.1</b>



**TRACEY RUTLEDGE (5-6 • GUARD • HULL, GA.) - 1,069 POINTS**

YEAR	GP-GS	FG-FGA	PCT	3FG-FGA	PCT	FT-FTA	PCT	REB-AVG	A	B	S	PTS-AVG
1985-86	29-10	97-238	.408	--	--	21-32	.656	63-2.2	68	7	29	215-7.4
1986-87	28-23	184-428	.430	--	--	79-102	.775	69-2.5	91	8	53	447-16.0
1987-88	28-28	149-376	.395	33-105	.314	76-104	.724	83-3.0	109	8	49	407-14.5
<b>TOTAL</b>	<b>85-63</b>	<b>430-1,042</b>	<b>.413</b>	<b>33-105</b>	<b>.314</b>	<b>176-238</b>	<b>.739</b>	<b>215-2.5</b>	<b>269</b>	<b>23</b>	<b>131</b>	<b>1,069-12.6</b>



**LANISHA CARTWELL (6-2 • CENTER • MONTEVALLO, ALA.) - 1,066 POINTS**

YEAR	GP-GS	FG-FGA	PCT	3FG-FGA	PCT	FT-FTA	PCT	REB-AVG	A	B	S	PTS-AVG
1998-99	30-0	40-84	.476	0-0	.000	22-38	.579	48-1.6	6	17	7	102-3.4
1999-00	29-22	97-186	.522	0-0	.000	51-82	.622	139-4.8	7	18	17	245-8.4
2000-01	31-28	142-276	.514	0-0	.000	73-99	.737	189-6.1	19	24	6	357-11.5
2001-02	31-30	140-264	.530	0-0	.000	82-117	.701	154-5.0	11	16	11	362-11.7
<b>TOTAL</b>	<b>121-80</b>	<b>419-810</b>	<b>.517</b>	<b>0-0</b>	<b>.000</b>	<b>228-336</b>	<b>.679</b>	<b>530-4.4</b>	<b>43</b>	<b>75</b>	<b>41</b>	<b>1,066-8.8</b>




**SHAFONTAYE MYERS (5-8 • GUARD • NEWBERN, ALA.) - 1,030 POINTS**

YEAR	GP-GS	FG-FGA	PCT	3FG-FGA	PCT	FT-FTA	PCT	REB-AVG	A	B	S	PTS-AVG
2010-11	25-0	39-120	.325	21-85	.247	17-24	.708	28-1.1	17	0	11	116-4.6
2011-12	27-2	56-196	.286	26-109	.239	17-26	.654	77-2.9	34	0	46	155-5.7
2012-13	31-13	116-378	.308	80-287	.279	21-29	.724	74-2.4	21	4	41	333-10.7
2013-14	29-22	148-384	.385	84-212	.396	46-65	.708	113-3.9	29	3	43	426-14.7
<b>TOTAL</b>	<b>112-37</b>	<b>359-1,078</b>	<b>.333</b>	<b>211-693</b>	<b>.304</b>	<b>101-144</b>	<b>.701</b>	<b>292-2.6</b>	<b>101</b>	<b>7</b>	<b>141</b>	<b>1,030-9.2</b>



# RECORDS & HISTORY

## 1,000 POINT CLUB



**CASSANDRA CRUMPTON (5-11 • GUARD • ORRVILLE, ALA.) - 1,091 POINTS**

YEAR	GP-GS	FG-FGA	PCT	3FG-FGA	PCT	FT-FTA	PCT	REB-AVG	A	B	S	PTS-AVG
1982-83	29-29	227-510	.455	--	--	78-91	.857	211-7.3	74	6	60	532-18.3
1983-84	32-31	256-515	.497	--	--	47-66	.712	185-5.8	62	5	82	559-17.5
<b>TOTAL</b>	<b>61-60</b>	<b>483-1,025</b>	<b>.471</b>	<b>--</b>	<b>--</b>	<b>125-157</b>	<b>.796</b>	<b>396-6.5</b>	<b>136</b>	<b>11</b>	<b>142</b>	<b>1,091-17.9</b>



**BRITTNEY EZELL (5-5 • GUARD • FRANKLIN, TENN.) - 1,024 POINTS**

YEAR	GP-GS	FG-FGA	PCT	3FG-FGA	PCT	FT-FTA	PCT	REB-AVG	A	B	S	PTS-AVG
1994-95	31-26	58-182	.319	35-121	.289	59-86	.686	97-3.1	77	3	23	210-6.8
1995-96	32-31	81-249	.325	53-170	.312	46-77	.597	84-2.6	180	0	46	261-8.2
1996-97	31-30	50-188	.266	43-144	.299	37-50	.750	66-2.2	143	1	41	180-5.8
1997-98	34-34	109-294	.371	70-207	.338	85-128	.664	106-3.1	220	2	56	373-11.0
<b>TOTAL</b>	<b>128-120</b>	<b>298-913</b>	<b>.326</b>	<b>201-642</b>	<b>.313</b>	<b>227-341</b>	<b>.666</b>	<b>353-2.8</b>	<b>620</b>	<b>6</b>	<b>166</b>	<b>1,024-8.0</b>



**LAURA HEARD (5-9 • FORWARD • ELBERTON, GA.) - 1,015 POINTS**

YEAR	GP-GS	FG-FGA	PCT	3FG-FGA	PCT	FT-FTA	PCT	REB-AVG	A	B	S	PTS-AVG
1986-87	27-0	51-91	.560	--	--	36-56	.642	105-3.8	5	1	20	138-5.1
1987-88	28-27	121-212	.571	0-0	.000	65-91	.714	198-7.1	14	5	31	307-11.0
1988-89	27-24	127-239	.531	0-0	.000	70-99	.707	270-10.0	5	3	23	324-12.0
1989-90	20-20	103-208	.495	0-0	.000	40-60	.667	149-7.5	10	16	15	246-12.3
<b>TOTAL</b>	<b>102-71</b>	<b>402-750</b>	<b>.536</b>	<b>0-0</b>	<b>.000</b>	<b>211-306</b>	<b>.690</b>	<b>722-7.1</b>	<b>34</b>	<b>25</b>	<b>89</b>	<b>1,015-10.0</b>

## REBOUND RECORDS

### REBOUNDS, GAME

1.	27	Tierney Jenkins	Nov. 21, 2009 at Belmont
2.	24	Leslie Payne	Feb. 23, 1979 vs. UAB
3.	22	Carol Smith	Jan. 6, 1986 vs. UAB
4.	21	Michelle Smith	Feb. 13, 1990 vs. Mississippi State
	21	Laura Heard	Jan. 30, 1989 vs. Florida State
6.	20	Carol Smith	Dec. 1, 1982 vs. Memphis
7.	19	Monique Bivins	Dec. 5, 2004 vs. UT-San Antonio
	19	Carol Smith	Feb. 5, 1986 vs. Georgia
9.	18	Erin Hogue	Nov. 26, 2011 vs. Louisiana Tech
	18	Michelle Smith	Jan. 23, 1991 vs. Tuskegee
	18	Laura Heard	Feb. 17, 1989 vs. Kentucky
	18	Carol Smith	Dec. 1, 1984 vs. Mississippi College
	18	Carol Smith	Jan. 7, 1984 vs. Georgia State

### REBOUNDS, SEASON

1.	350	Tierney Jenkins	2010-11
2.	320	Yolanda Watkins	1993-94
3.	309	Carol Smith	1985-86
4.	305	Shalonda Enis	1995-96
5.	291	Sandra Murray	1977-78
6.	284	Shalonda Enis	1996-97
7.	278	Carol Smith	1984-85
8.	270	Laura Heard	1988-89
9.	267	Yolanda Watkins	1992-93
10.	264	Tierney Jenkins	2009-10
	264	Sylvia Akers	1981-82
12.	262	Justina Smith	1983-84
13.	253	LaToya Caudle	1998-99
14.	250	Carol Smith	1982-83
15.	247	Linda Burgess	1991-92
	247	Terri Hillard	1982-83

### YEAR-BY-YEAR REBOUNDING LEADERS

1974-75	Julie Ellis	9.7
1975-76	Mary Hudgins	9.9
1976-77	Mary Hudgins	8.2
1977-78	Sandra Murray	9.4
1978-79	Leslie Payne	8.6
1979-80	Leslie Payne	7.7
1980-81	Leslie Payne	7.2
1981-82	Sylvia Akers	9.4
1982-83	Carol Smith	9.2
1983-84	Justina Smith	9.2
1984-85	Carol Smith	10.1
1985-86	Carol Smith	10.5
1986-87	Cynthia McDougle	5.1
1987-88	Laura Heard	5.1
1988-89	Laura Heard	7.1
1989-90	Laura Heard	10.0
1990-91	Linda Burgess	7.9
1991-92	Linda Burgess	8.2
1992-93	Yolanda Watkins	8.7
1993-94	Yolanda Watkins	9.8
1994-95	Yolanda Watkins	9.2
1995-96	Shalonda Enis	9.5
1996-97	Shalonda Enis	8.9
1997-98	Dominique Canty	7.1

1997-98	Tausha Mills	7.1
1998-99	LaToya Caudle	8.2
1999-00	Joni Crenshaw	5.6
2000-01	LaNisha Cartwell	6.1
2001-02	LaNisha Cartwell	5.0
2002-03	Jamilah Jones	7.8
2003-04	Dee Merriweather	7.6
2004-05	Dee Merriweather	6.8
2005-06	Dee Merriweather	8.4
2006-07	Talisha Chandler	6.6
2007-08	Talisha Chandler	7.3
2008-09	Tierney Jenkins	7.4
2009-10	Tierney Jenkins	9.1
2010-11	Tierney Jenkins	10.6
2011-12	Meghan Perkins	5.4
2012-13	Kaneisha Horn	5.4
2013-14	Ashley Williams	6.6
2014-15	Ashley Williams	6.1
2015-16	Nikki Hegstetter	6.2
2016-17	Ashley Williams	6.5
2017-18	Ashley Williams	7.2

### REBOUNDS PER GAME, SEASON

1.	10.5	Carol Smith	1985-86
2.	10.6	Tierney Jenkins	2010-11
3.	10.1	Carol Smith	1984-85
4.	10.0	Laura Heard	1989-90
5.	9.9	Mary Hudgins	1975-76
6.	9.8	Yolanda Watkins	1993-94
7.	9.7	Julie Ellis	1974-75
8.	9.5	Shalonda Enis	1995-96
9.	9.4	Sylvia Akers	1981-82
	9.4	Sandra Murray	1977-78

### REBOUNDS PER GAME, CAREER

1.	9.3	Carol Smith	1982-86
2.	9.2	Shalonda Enis	1995-97
3.	8.7	Yolanda Watkins	1992-97
4.	8.5	Tierney Jenkins	2008-11
5.	8.2	Justina Smith	1983-84
6.	8.1	Linda Burgess	1990-92
7.	7.2	Dominique Canty	1995-99
	7.2	Leslie Payne	1977-81
9.	7.0	Laura Heard	1986-90
10.	6.9	Terri Hillard	1980-84

### REBOUNDS, CAREER

1.	1,096	Yolanda Watkins	1992-97
2.	1,076	Carol Smith	1982-86
3.	1,036	Tierney Jenkins	2008-11
4.	909	Dominique Canty	1995-99
5.	823	Terri Hillard	1980-84
6.	859	Ashley Williams	2013-15, 2016-18
7.	809	Leslie Payne	1977-81
8.	757	Dee Merriweather	2002-06
9.	741	Niesa Johnson	1991-95
10.	664	Laura Vaughn	1987-91

# RECORDS & HISTORY

## ASSIST RECORDS

### ASSISTS, GAME

1.	16	Shelly Pyles	Feb. 12, 1986 vs. Kentucky
2.	15	Niesa Johnson	March 5, 1994 vs. Ole Miss
3.	14	Niesa Johnson	March 18, 1995 vs. Duke
	14	Niesa Johnson	Jan. 18, 1993 vs. South Alabama
5.	13	Daleisha Carn	Dec. 3, 2008 vs. Sam Houston State
	13	Brittney Ezell	Jan. 18, 1998 vs. Mississippi State
	13	Brittney Ezell	Dec. 18, 1997 vs. UCLA
	13	Brittney Ezell	Feb. 3, 1996 vs. LSU
	13	Niesa Johnson	Feb. 6, 1993 vs. Mississippi State
	13	Niesa Johnson	Dec. 29, 1992 vs. Georgia Tech
	13	Amy Lannom	Feb. 9, 1991 vs. Florida

### ASSISTS, SEASON

1.	237	Niesa Johnson	1993-94
2.	226	Niesa Johnson	1992-93
3.	220	Brittney Ezell	1997-98
4.	186	Niesa Johnson	1994-95
5.	180	Dominique Canty	1995-96
6.	165	Shelly Pyles	1986-87
7.	164	Dominique Canty	1997-98
8.	154	Jordan Lewis	2016-17
9.	151	Niesa Johnson	1991-92
10.	145	Mary Beasley	1980-81

### YEAR-BY-YEAR ASSIST LEADERS

1974-75	Leila Jones	3.9
1976-77	Mary Hudgins	3.2
1977-78	Beverly White	2.6
1978-79	Sandra Murray	1.5
1979-80	Susan Cunningham	3.2
1980-81	Mary Beasley	4.4
1981-82	Donna Conaway	2.9
	Kristie Snyder	2.9
1982-83	Lisa Leonard	2.6
1983-84	Terri Hillard	4.5
1984-85	Sandra Rushing	3.9
1985-86	Sandra Rushing	5.2
1986-87	Shelly Pyles	5.8
1987-88	Shelly Pyles	4.9
1988-89	Amy Lannom	4.1
1989-90	Amy Lannom	3.2
1990-91	Amy Lannom	4.4
1991-92	Niesa Johnson	5.0
1992-93	Niesa Johnson	7.3
1993-94	Niesa Johnson	7.2
1994-95	Niesa Johnson	6.0
1995-96	Brittney Ezell	5.6
1996-97	Brittney Ezell	4.6
1997-98	Brittney Ezell	6.5
1998-99	Dominique Canty	4.2
1999-00	Shondra Johnson	5.3
2000-01	Shondra Johnson	5.1
2001-02	Shondra Johnson	4.4
2002-03	Manisha Redus	4.7
2003-04	Manisha Redus	3.4
2004-05	Kate Mastin	2.5
2005-06	Leah Drury	2.4

2006-07	Nikki Davis	3.1
2007-08	Dedrea Magee	3.3
2008-09	Dedrea Magee	4.1
2009-10	Dedrea Magee	3.8
2010-11	LaToya King	2.8
2011-12	Khristin Lee	2.7
2012-13	Daisha Simmons	3.8
2013-14	Daisha Simmons	4.3
2014-15	Karyla Middlebrook	3.2
2015-16	Karyla Middlebrook	2.7
2016-17	Jordan Lewis	4.3
2017-18	Jordan Lewis	3.5

### ASSISTS, CAREER

1.	800	Niesa Johnson	1991-95
2.	620	Brittney Ezell	1994-99
3.	525	Shondra Johnson	1999-02
4.	505	Shelly Pyles	1984-88
5.	459	Dominique Canty	1995-99
6.	441	Amy Lannom	1988-92
7.	368	Sandra Rushing	1982-86
8.	351	Dedrea Magee	2007-10
9.	280	Madonna Thompson	1991-95
10.	268	Tracey Rutledge	1985-88

### ASSISTS PER GAME, SEASON

1.	7.3	Niesa Johnson	1992-93
2.	7.2	Niesa Johnson	1993-94
3.	6.5	Brittney Ezell	1997-98
4.	6.0	Niesa Johnson	1994-95
5.	5.8	Shelly Pyles	1986-87
6.	5.6	Brittney Ezell	1995-96
7.	5.3	Shondra Johnson	1999-00
8.	5.2	Sandra Rushing	1985-86
9.	5.1	Shondra Johnson	2000-01
10.	5.0	Niesa Johnson	1991-92

### ASSISTS PER GAME, CAREER

1.	6.4	Niesa Johnson	1991-95
2.	4.8	Brittney Ezell	1994-99
3.	4.6	Shondra Johnson	1998-02
4.	4.4	Mary Beasley	1980-81
5.	4.3	Shelly Pyles	1984-88
6.	4.0	Daisha Simmons	2012-14
7.	3.9	Jordan Lewis	2016-Present
8.	3.9	Amy Lannom	1988-92
9.	3.8	Hazel Hall	1980-81
10.	3.6	Dominique Canty	1995-99
11.	3.4	Sandra Rushing	1982-86

## STEALS, BLOCKS, GAMES RECORDS

### STEALS, GAME

1.	9	Tierney Jenkins	Feb. 13, 2011 vs. Florida
	9	Dominique Canty	Feb. 21, 1999 vs. Vanderbilt
	9	Niesa Johnson	Feb. 20, 1993 vs. Arkansas
4.	8	Hannah Cook	Feb. 22, 2018 vs. Georgia
	8	LaToya King	Dec. 28, 2010 at Southern Miss
	8	Yolanda Watkins	Jan. 30, 1994 vs. LSU
	8	Niesa Johnson	Feb. 28, 1993 vs. Georgia
	8	Tina Moore	Feb. 8, 1988 vs. Middle Tennessee
8.	7	<b>Shaquera Wade</b>	<b>Nov. 27, 2016 vs. Alabama A&amp;M</b>
	7	Daisha Simmons	Nov. 17, 2012 vs. Arkansas-Pine Bluff
	7	Marverly Nettles	Nov. 22, 2004 vs. Middle Tennessee
	7	Beth Vice	Dec. 29, 2001 vs. Middle Tennessee
	7	Niesa Johnson	Jan. 18, 1994 vs. Mercer
	7	Shalonda Enis	Nov. 25, 1993 vs. Maine
	7	Stacey Franklin	Feb. 6, 1992 vs. Alabama State
	7	Niesa Johnson	Feb. 1, 1992 vs. Kentucky
	7	Melissa Del-Valle	Nov. 29, 1991 vs. ULM
	7	Tina Moore	Feb. 26, 1988 vs. Alabama State
	7	Shelly Pyles	Dec. 6, 1986 vs. Stephen F. Austin
	7	Shelly Pyles	Nov. 28, 1986 vs. Florida A&M
	7	Cynthia McDougale	Dec. 16, 1984 vs. Portland
	7	Shelly Pyles	Dec. 3, 1984 vs. West Florida
	7	Audrey Gavin	Feb. 4, 1984 vs. Delta State
	7	Terri Hillard	Jan. 4, 1984 vs. Auburn
	7	Cassandra Crumpton	Dec. 18, 1983 vs. Louisville

### STEALS, SEASON

1.	95	Niesa Johnson	1992-93
2.	94	Tierney Jenkins	2010-11
3.	93	Niesa Johnson	1993-94
4.	89	Shelly Pyles	1986-87
5.	86	Niesa Johnson	1991-92
6.	82	Cassandra Crumpton	1983-84
7.	80	Tina Moore	1987-88
8.	76	Niesa Johnson	1994-95
9.	71	Shelly Pyles	1986-87
10.	70	Dominique Canty	1998-99

### STEALS, CAREER

1.	350	Niesa Johnson	1991-95
2.	251	Shelly Pyles	1984-88
3.	244	Tierney Jenkins	2008-11
4.	219	Dominique Canty	1995-99
5.	198	Hannah Cook	2014-18
6.	182	Madonna Thompson	1992-95
6.	176	Shondra Johnson	1999-02
7.	175	Navonda Moore	2003-07
8.	172	Carol Smith	1982-86
9.	171	Amy Lannom	1988-92
	171	Terri Hillard	1980-84

### BLOCKS, GAME

1.	9	Terri Hillard	March 5, 1981 vs. Mississippi College
2.	7	<b>Ashley Knight</b>	<b>Nov. 10, 2017 vs. Alabama A&amp;M</b>
	7	Yolanda Watkins	Feb. 20, 1993 vs. Arkansas
3.	6	<b>Ashley Knight</b>	<b>March 2, 2017 vs. Tennessee</b>
	6	<b>Ashley Knight</b>	<b>Dec. 19, 2016 vs. McNeese State</b>
	6	Diamante Martinez	Nov. 13, 2015 vs. Alabama A&M
	6	Yolanda Watkins	Dec. 4, 1994 vs. Tennessee State
	6	Yolanda Watkins	March 26, 1994 vs. Penn State
	6	Yolanda Watkins	Jan. 30, 1994 vs. LSU
	6	Yolanda Watkins	Jan. 12, 1994 vs. Troy

### BLOCKS, SEASON

1.	90	<b>Ashley Knight</b>	<b>2016-17</b>
2.	68	Yolanda Watkins	1993-94
3.	61	Tausha Mills	1997-98
4.	59	<b>Ashley Knight</b>	<b>2017-18</b>
5.	52	Dee Merriweather	2004-05
6.	50	Leslie Payne	1980-81
7.	49	Dee Merriweather	2005-06
8.	48	Leslie Payne	1980-81
9.	41	Quanetria Bolton	2015-16
10.	40	Yolanda Watkins	1994-95
	40	Yolanda Watkins	1992-93

### BLOCKS, CAREER

1.	187	Yolanda Watkins	1992-97
2.	149	<b>Ashley Knight</b>	<b>2016-Present</b>
3.	138	Dee Merriweather	2002-06
4.	125	Leslie Payne	1977-81
5.	124	Quanetria Bolton	2014-2018
6.	103	Joni Crenshaw	1998-01
7.	98	Terri Hillard	1980-84
8.	91	Nikki Hegstetter	2012-16
9.	82	Tausha Mills	1996-99
10.	81	DeeDee Davis	1983-87

### GAMES PLAYED, SEASON

1.	36	Hannah Cook	2016-17
	36	Ashley Knight	2016-17
	36	Coco Knight	2016-17
	36	Meoshonti Knight	2016-17
	36	<b>Jordan Lewis</b>	<b>2016-17</b>
	36	<b>Shaquera Wade</b>	<b>2016-17</b>
	36	Ashley Williams	2016-17
8.	35	Quanetria Bolton	2016-17
	35	Alana da Silva	2016-17
10.	34	Hannah Cook	2017-18
	34	Alana da Silva	2017-18
	34	<b>Shaquera Wade</b>	<b>2017-18</b>
	34	Leah Goss	1997-98
	34	Dominique Canty	1997-98
	34	Brittney Ezell	1997-98
	34	Tausha Mills	1997-98
	34	LaToya Caudle	1997-98

### GAMES STARTED, SEASON

1.	36	Hannah Cook	2016-17
	36	<b>Jordan Lewis</b>	<b>2016-17</b>
3.	34	Hannah Cook	2017-18
4.	33	Ashley Williams	2017-18
	33	Tierney Jenkins	2010-11
	33	Ericka Russell	2010-11
	33	Betsy Harris	1993-94
	33	Leslie Payne	1980-81
9.	32	<b>Shaquera Wade</b>	<b>2016-17</b>
	32	Ashley Williams	2016-17
	32	Nikki Hegstetter	2014-15
	32	Karyla Middlebrook	2014-15
	32	Niesa Johnson	1993-94
	32	Mary Beasley	1980-81

# RECORDS & HISTORY

## STEALS, BLOCKS, GAMES RECORDS

### GAMES PLAYED, CAREER

1.	133	Hannah Cook	2014-18
2.	132	Meoshonti Knight	2014-18
3.	130	Ashley Williams	2013-15, 2016-18
4.	129	Leah Goss	1993-98
5.	128	Quanetria Bolton	2014-2018
6.	128	Brittney Ezell	1994-99
7	127	Dominique Canty	1995-99
8.	125	Yolanda Watkins	1992-97
	125	Niesa Johnson	1991-95
10.	123	Latrish Jones	1995-99
	123	Madonna Thompson	1991-95
	123	Betsy Harris	1990-94

### GAMES STARTED, CAREER

1.	126	Hannah Cook	2014-18
2.	124	Leah Goss	1993-98
3.	121	Niesa Johnson	1991-95
4.	119	Ashley Williams	2013-15, 2016-18
5.	114	Brittney Ezell	1994-99
6.	113	Yolanda Watkins	1992-97
7.	108	Dominique Canty	1995-99
8.	99	Nikki Hegstetter	2012-16
	99	Cynthia McDougle	1984-89
10.	93	Betsy Harris	1990-94

## CRIMSON TIDE VICTORIES VS. AP TOP 25

Opponent - Result	Date	Location
Alabama 82 - No. 18 Mississippi College 79	Jan. 28, 1977	Tuscaloosa, Ala.
Alabama 66 - No. 20 Kentucky 62	Jan. 20, 1978	Lexington, Ky.
Alabama 72 - No. 18 Memphis 69	Feb. 19, 1979	Tuscaloosa, Ala.
Alabama 77 - No. 3 Tennessee 71	Jan. 3, 1981	Baton Rouge, La.
No. 18 Alabama 80 - No. 14 N.C. State 72	Dec. 4, 1983	Chapel Hill, N.C.
No. 16 Alabama 78 - No. 20 Kentucky 49	Dec. 20, 1983	Lexington, Ky.
No. 17 Alabama 65 - No. 14 Auburn 56	Jan. 5, 1984	Auburn, Ala.
Alabama 64 - No. 13 Auburn 60	Feb. 9, 1984	Tuscaloosa, Ala.
No. 20 Alabama 80 - No. 6 Ole Miss 65	Feb. 20, 1984	Tuscaloosa, Ala.
No. 17 Alabama 85 - No. 10 Tennessee 66	March 3, 1984 <sup>1</sup>	Athens, Ga.
Alabama 84 - No. 9 Auburn 67	Feb. 18, 1985	Tuscaloosa, Ala.
Alabama 67 - No. 16 LSU 66	Jan. 20, 1990	Tuscaloosa, Ala.
Alabama 71 - No. 11 Auburn 68	Feb. 21, 1990	Tuscaloosa, Ala.
Alabama 93 - No. 16 Houston 80	Dec. 20, 1991	Tuscaloosa, Ala.
Alabama 80 - No. 18 LSU 72	Jan. 18, 1992	Tuscaloosa, Ala.
Alabama 103 - No. 23 Georgia Tech 101 <sup>OT</sup>	Dec. 29, 1992	Philadelphia, Pa.
No. 16 Alabama 99 - No. 5 Louisiana Tech 77	Dec. 11, 1993	Tuscaloosa, Ala.
No. 11 Alabama 70 - No. 25 Georgia 57	Jan. 5, 1994	Tuscaloosa, Ala.
No. 17 Alabama 84 - No. 22 Auburn 71	Feb. 16, 1994	Tuscaloosa, Ala.
No. 16 Alabama 76 - No. 24 Ole Miss 64	Feb. 26, 1994	Oxford, Miss.
No. 16 Alabama 86 - No. 24 Ole Miss 84 <sup>OT</sup>	March 4, 1994 <sup>1</sup>	Chattanooga, Tenn.
No. 10 Alabama 71 - No. 6 Vanderbilt 63	Jan. 8, 1995	Tuscaloosa, Ala.
No. 18 Alabama 84 - No. 15 Ole Miss 78	Feb. 27, 1995	Tuscaloosa, Ala.
No. 19 Alabama 92 - No. 8 Arkansas 85 <sup>OT</sup>	Jan. 4, 1996	Fayetteville, Ark.
No. 18 Alabama 69 - No. 25 Auburn 67	Jan. 24, 1996	Tuscaloosa, Ala.
No. 12 Alabama 73 - No. 17 Florida 54	Feb. 17, 1996	Tuscaloosa, Ala.
No. 13 Alabama 65 - No. 16 Auburn 59	March 2, 1996 <sup>1</sup>	Chattanooga, Tenn.
No. 10 Alabama 88 - No. 23 N.C. State 68	March 17, 1996 <sup>2</sup>	Tuscaloosa, Ala.
No. 7 Alabama 68 - No. 9 Penn State 47	Dec. 19, 1996	Myrtle Beach, S.C.
No. 7 Alabama 88 - No. 19 North Carolina 74	Dec. 20, 1996	Myrtle Beach, S.C.
No. 6 Alabama 68 - No. 18 Auburn 65	Jan. 7, 1997	Auburn, Ala.
No. 5 Alabama 68 - No. 4 Georgia 64	Jan. 15, 1997	Athens, Ga.
No. 7 Alabama 102 - No. 17 Arkansas 61	Feb. 6, 1997	Tuscaloosa, Ala.
No. 7 Alabama 86 - No. 10 Florida 81	Feb. 16, 1997	Gainesville, Fla.
No. 6 Alabama 70 - No. 15 Vanderbilt 60	Feb. 23, 1997	Tuscaloosa, Ala.
No. 7 Alabama 85 - No. 23 Arkansas 63	March 1, 1997 <sup>1</sup>	Chattanooga, Tenn.
Alabama 62 - No. 18 Auburn 46	Jan. 7, 1998	Tuscaloosa, Ala.
No. 24 Alabama 90 - No. 23 Georgia 77	Feb. 8, 1998	Tuscaloosa, Ala.
No. 24 Alabama 73 - No. 8 Florida 51	Feb. 14, 1998	Tuscaloosa, Ala.
No. 20 Alabama 74 - No. 12 Florida 61	Feb. 28, 1998 <sup>1</sup>	Columbus, Ga.
No. 11 Alabama 75 - No. 25 UCLA 74	March 15, 1998 <sup>2</sup>	Tuscaloosa, Ala.
No. 7 Alabama 79 - No. 8 Old Dominion 68	Dec. 5, 1998	Richmond, Va.
No. 25 Alabama 72 - No. 17 Auburn 57	Feb. 11, 1999	Tuscaloosa, Ala.
No. 24 Alabama 76 - No. 23 Auburn 72	Feb. 26, 1999 <sup>1</sup>	Chattanooga, Tenn.
Alabama 72 - No. 7 LSU 68	Feb. 10, 2000	Tuscaloosa, Ala.
Alabama 60 - No. 25 Auburn 53	Jan. 11, 2001	Tuscaloosa, Ala.
Alabama 65 - No. 25 Mississippi State 62	Jan. 21, 2001	Starkville, Miss.
Alabama 78 - No. 22 Auburn 70	Jan. 24, 2002	Tuscaloosa, Ala.
Alabama 92 - No. 25 Mississippi State 86	Feb. 7, 2002	Tuscaloosa, Ala.
Alabama 70 - No. 24 BYU 59	Dec. 21, 2002	Albuquerque, N.M.
Alabama 77 - No. 7 Kentucky 75	Feb. 16, 2012	Tuscaloosa, Ala.
Alabama 57 - No. 9 Kentucky 55	Jan. 23, 2014	Lexington, Ky.
Alabama 53 - No. 12 Nebraska 51	Dec. 7, 2014	Tuscaloosa, Ala.
Alabama 72 - No. 11 Tennessee 63	Feb. 15, 2018	Knoxville, Tenn.

- 1 - SEC Tournament game
- 2 - NCAA Tournament game

## CRIMSON TIDE 100-POINT GAMES

Date	Score	Opponent	Location
Jan. 17, 1976	101-40	Tuskegee	H
Feb. 9, 1976	106-64	Montevallo	H
Jan. 14, 1980	104-72	Alabama-Huntsville	A
Dec. 27, 1983	102-42	Xavier	N
Dec. 29, 1983	113-47	Queens College	A
Feb. 1, 1985	100-67	Georgia State	H
Dec. 18, 1986	102-58	Illinois-Chicago	H
Nov. 27, 1987	103-56	Tennessee State	A
Nov. 29, 1988	107-43	Tennessee State	H
Nov. 25, 1989	102-70	Georgia State	A
Nov. 30, 1990	106-41	Tuskegee	N
Feb. 13, 1991	105-74	Alabama State	H
Nov. 26, 1991	103-62	Alabama State	H
Nov. 29, 1991	118-86	ULM	N
Dec. 6, 1991	100-80	Cincinnati	N
Dec. 7, 1991	101-69	Middle Tennessee	A
Jan. 4, 1992	101-103 <sup>1</sup>	Florida	H
Jan. 13, 1992	114-90	Appalachian State	A
Feb. 20, 1992	100-75	Oral Roberts	H
Feb. 24, 1992	110-51	Mississippi Valley State	H
Feb. 29, 1992	105-81	Georgia	H
March 18, 1992	100-87	Tennessee Tech	H
Dec. 15, 1992	111-79	Austin Peay State	H
Dec. 18, 1992	117-51	Grambling State	H
Dec. 29, 1992	103-101 <sup>2</sup>	Georgia Tech	N
Feb. 3, 1993	107-64	Loyola-Chicago	H
Feb. 6, 1993	102-89	Mississippi State	A
Feb. 25, 1993	122-52 <sup>3</sup>	Oral Roberts	H
March 5, 1993	106-86	LSU	N
March 17, 1993	102-70	Georgia Southern	H
Dec. 29, 1993	107-53	East Carolina	N
Jan. 12, 1994	119-43	Troy	A
Jan. 18, 1994	101-46	Mercer	H
Feb. 28, 1994	101-66	Troy	H
Dec. 3, 1994	105-87	Notre Dame	N
Dec. 9, 1994	102-50	Lamar	N
Dec. 29, 1994	119-46	UNC-Asheville	N
Jan. 3, 1995	102-64	East Tennessee State	H
March 18, 1995	121-120 <sup>4</sup>	Duke	H
Jan. 31, 1996	105-42	Alabama State	H
Nov. 28, 1996	102-74	Arizona State	N
Jan. 17, 1997	101-67	Oral Roberts	A
Feb. 6, 1997	102-61	Arkansas	H
Dec. 2, 1997	104-43	Samford	H
Feb. 21, 1999	102-59	Vanderbilt	H
Nov. 20, 2001	101-58	Troy	H
Dec. 2, 2006	102-48	Savannah State	H
Dec. 20, 2013	113-105 <sup>2</sup>	Troy	H

- 1 - overtime loss
- 2 - overtime game
- 3 - school record
- 4 - four overtimes

# RECORDS & HISTORY

## HOME GAME RECORDS

### MILESTONE VICTORIES

<b>First</b>	Dec. 6, 1974	Alabama 78, Athens 50
<b>50th</b>	Jan. 21, 1978	Alabama 77, North Carolina 72
<b>100th</b>	Jan. 31, 1981	Alabama 80, Georgia 66
<b>150th</b>	Dec. 27, 1983	Alabama 102, Xavier 42
<b>200th</b>	Nov. 29, 1986	Alabama 76, UAB 49
<b>250th</b>	Nov. 24, 1989	Alabama 86, Chattanooga 59
<b>300th</b>	Feb. 12, 1992	Alabama 72, Auburn 69
<b>400th</b>	Nov. 28, 1996	Alabama 102, Arizona State 74
<b>500th</b>	Jan. 28, 2001	Alabama 67, Ole Miss 64
<b>600th</b>	Dec. 30, 2008	Alabama 81, Ball State 75
<b>700th</b>	Feb. 25, 2016	Alabama 54, Tennessee 46

### TOP HOME CROWDS

1. Tennessee on Jan. 31, 1999	9,786
2. Tennessee on Feb. 4, 2001	7,647
3. Tennessee on Jan. 26, 1997	7,523
4. Alabama A&M on Dec. 11, 1999	7,094
5. New Orleans on Nov. 11, 2016	7,042
6. Tennessee on Feb. 5, 1995	6,989
7. Tennessee on Feb. 19, 2006	5,380
8. Vanderbilt on Jan. 8, 1995	5,297
9. Tennessee on Jan. 28, 2007	4,601
10. Tennessee on Feb. 27, 2005	4,355
11. Georgia on Feb. 8, 1998	4,233
12. Georgia State on Dec. 15, 2016	4,203
13. Jacksonville on Nov. 16, 2017	4,179
14. Middle Tennessee on Dec. 19, 1994	4,105
15. Georgia Southern on March 17, 1993 <sup>1</sup>	3,743

1 NCAA Tournament games  
2 Played at Foster Auditorium

### TEAM RECORDS

Points Scored	122 by Alabama vs. Oral Roberts (Feb. 25, 1993)
Rebounds	69 by Alabama vs. Oral Roberts (Feb. 25, 1993)
Field Goals Made	50 by Alabama vs. Montevallo (Feb. 9, 1976)
Field Goals Attempted	114 by Alabama vs. Duke (4 OT) (March 18, 1995)
Field Goal Percentage	65.0 by Texas Tech (Dec. 9, 1986)
FG Attempted, Both Teams	207 (UA 114, Duke 93) in 4 OT (March 18, 1995)
Free Throws Made	45 by Alabama vs. Alabama State (Nov. 27, 1990)
Free Throws Attempted	56 by Alabama vs. Alabama State (Nov. 27, 1990)
Free Throw Percentage	1.000 (20-20) by Alabama vs. Clemson (Dec. 19, 1993)
Free Throws Missed	24 by Alabama vs. Talladega (Feb. 7, 1976)
3-Point FG Made	14 (of 29) by Alabama vs. Loyola Chicago (Feb. 3, 1993) 14 (of 43) by South Carolina (Jan. 22, 1995)
3-Point FG Attempted	52 by Alabama vs. Duke (4 OT) (March 18, 1995)
3-Point FG Percentage	1.000 (3-3) by Alabama (Dec. 12, 1987) 1.000 by LSU (Jan. 20, 1988)
3-Point FG Attempted, Both Teams	70 (Alabama 52, Duke 18) 4 OT (March 18, 1995)
Assists	35 by Alabama vs. Vanderbilt (Nov. 19, 1980)
Steals	30 by Alabama vs. Oral Roberts (Feb. 25, 1993)
Blocked Shots	18 by Alabama vs. LSU (Jan. 22, 1983)
Turnovers	45 by Oral Roberts (Feb. 25, 1993)
Fouls	37 by Alabama vs. Alabama State (Feb. 13, 1991)
Fouls, Both Teams	62 (31 by UA, 31 by Grambling State) (Nov. 26, 1994)
Points by Opponent	120 (4 OT) by Duke (March 18, 1995)
Points, Both Teams	241 (121 by UA, 120 by Duke) (4 OT) (March 18, 1995)
Margin of Victory	70 by Alabama (122) vs. Oral Roberts (52) (Feb. 25, 1993)
Loss Margin	51 (Tennessee 95, Alabama 44) (Feb. 5, 1995)
Points Scored in a Half	68 by Alabama, second half, vs. Mississippi Valley State (Feb. 24, 1992)
Fewest Points Alabama, Game	34 by Alabama vs. South Carolina (Feb. 9, 2003)
Fewest Points, Opponent	21 by Georgia State (Dec. 21, 1990)
Fewest Points, Both Teams	82 - South Carolina 48, Alabama 34 (Feb. 9, 2003)
Attendance, Single	9,786 vs. Tennessee (Jan. 31, 1999)
Attendance, Doubleheader with Men	8,379 vs. Florida (men vs. LSU) (Feb. 17, 1996)
Most Overtimes	4 Alabama vs. Duke, NCAA second round UA 121 - Duke 120 (March 18, 1995)

### INDIVIDUAL RECORDS

Points	41 by Lisa McMullan, Alabama State (Feb. 13, 1991)
Rebounds	21 by Laura Heard (UA) vs. Florida State (Jan. 30, 1989)
Field Goals Made	16 by Cassandra Crumpton (UA) vs. LSU (Jan. 22, 1983)
Field Goals Attempted	37 by Lisa McMullan (14-37) vs. Alabama State (Feb. 13, 1991)
Field Goal Percentage	1.000 (9-9) by Duke's Tyish Hall vs. Oklahoma State, NCAA First Round (March 16, 1995)
Free Throws Made	16 by Maxine Farmer, Georgia State (Jan. 7, 1984)
Free Throws Attempted	20 by Maxine Farmer, Georgia State (Jan. 7, 1984)
Free Throw Percentage	1.000 (13-13) by Mary Hudgins (UA) vs. Florida (Feb. 13, 1978)
3-Point FGs Made	8 by Amy Lannom (UA) vs. Florida (Jan. 4, 1992) and by Betsy Harris (UA) vs. Auburn (Feb. 16, 1994)
3-Point FGs Attempted	18 by Niesa Johnson (UA) vs. Duke (4 OT) (March 18, 1995)
3-Point FG Percentage	1.000 (5-5) by Niesa Johnson (UA) vs. Houston (Dec. 20, 1991)
Assists	16 by Shelly Pyles (UA) vs. Kentucky (Feb. 12, 1986)
Steals	9 by Niesa Johnson (UA) vs. Arkansas (Feb. 20, 1993)
Blocked Shots	9 by Terri Hillard (UA) vs. Mississippi College (March 5, 1981)
Triple Doubles	2 by Niesa Johnson in 1995 21 pts/11 rebs/10 assists vs. South Carolina (Jan. 22, 1995) 28 pts/12 rebs/14 assists vs. Duke (4 OTs) (March 18, 1995)

## ALL-TIME COACHING RECORDS

Year	Head Coach	Overall Record	SEC Record	Final Rankings (AP/Coaches)	SEC Finish	SEC Tournament	Postseason
1974-75	Stephanie Schleuder	13-12	—	—	—	—	—
1975-76	Stephanie Schleuder	13-9	—	—	—	—	—
1976-77	Stephanie Schleuder	13-15	—	—	—	—	NWIT Eighth
1977-78	Ed Nixon	21-10	—	—	—	—	—
1978-79	Ed Nixon	13-13	—	—	—	—	—
1979-80	Ed Nixon	12-15	—	—	—	Second Round	—
1980-81	Ann Cronic	21-12	—	—	—	Finals	—
1981-82	Ken Weeks	17-11	—	—	—	Second Round	—
1982-83	Ken Weeks	16-13	2-6	—	T-Seventh	Second Round	—
1983-84	Ken Weeks	23-9	5-3	12/—	T-Fourth	Finals	NCAA Sweet 16
1984-85	Ken Weeks	18-10	3-5	—	T-Seventh	First Round	—
1985-86	Lois Myers	20-9	3-6	—	Eighth	Second Round	—
1986-87	Lois Myers	19-10	2-7	—	Eighth	Second Round	—
1987-88	Lois Myers	18-10	5-4	—	Sixth	Second Round	NCAA First Round
1988-89	Lois Myers	14-15	1-8	—	10th	Second Round	—
1989-90	Rick Moody	16-12	4-5	—	Seventh	First Round	—
1990-91	Rick Moody	17-12	3-6	—	Ninth	Second Round	—
1991-92	Rick Moody	23-7	7-4	18/17	Third	Second Round	NCAA Second Round
1992-93	Rick Moody	22-9	6-5	—/25	Fifth	Semifinals	NCAA Second Round
1993-94	Rick Moody	26-7	7-4	16/4	Fourth	Semifinals	NCAA Final Four
1994-95	Rick Moody	22-9	7-4	13/13	Sixth	Semifinals	NCAA Sweet 16
1995-96	Rick Moody	24-8	7-4	10/11	Fourth	Finals	NCAA Sweet 16
1996-97	Rick Moody	25-7	10-2	8/11	Second	Semifinals	NCAA Sweet 16
1997-98	Rick Moody	24-10	10-4	11/13	Third	Finals	NCAA Sweet 16
1998-99	Rick Moody	20-11	7-7	22/25	Fifth	Semifinals	NCAA Second Round
1999-00	Rick Moody	15-14	5-9	—	Eighth	First Round	WNIT First Round
2000-01	Rick Moody	19-12	5-9	—	Eighth	Second Round	WNIT Second Round
2001-02	Rick Moody	19-12	7-7	—	Eighth	First Round	WNIT Quarterfinal
2002-03	Rick Moody	13-15	3-11	—	10th	First Round	—
2003-04	Rick Moody	12-16	4-10	—	10th	First Round	—
2004-05	Rick Moody	14-15	4-10	—	Ninth	Second Round	—
2005-06	Stephany Smith	9-19	3-11	—	11th	First Round	—
2006-07	Stephany Smith	10-20	0-14	—	12th	First Round	—
2007-08	Stephany Smith	8-22	1-13	—	12th	First Round	—
2008-09	Wendell Hudson	13-17	1-13	—	12th	First Round	—
2009-10	Wendell Hudson	12-18	4-12	—	11th	First Round	—
2010-11	Wendell Hudson	18-15	5-11	—	10th	First Round	WNIT Round of 16
2011-12	Wendell Hudson	12-19	2-14	—	11th	First Round	—
2012-13	Wendell Hudson	13-18	2-14	—	13th	Second Round	—
2013-14	Kristy Curry	14-16	7-9	—	T-Sixth	Second Round	—
2014-15	Kristy Curry	13-19	2-14	—	14th	First Round	—
2015-16	Kristy Curry	15-16	4-12	—	12th	First Round	WNIT First Round
2016-17	Kristy Curry	22-14	5-11	—	11th	Quarterfinals	WNIT Quarterfinals
2017-18	Kristy Curry	20-14	7-9	—	Eighth	Second Round	WNIT Quarterfinals
<b>Overall Record</b>		<b>720-563</b>	<b>154-287</b>				



**STEPHANIE SCHLEUDER**  
39-36 (.520)  
Three seasons



**ED NIXON**  
46-38 (.548)  
Three seasons



**ANN CRONIC**  
21-12 (.636)  
One season



**KEN WEEKS**  
74-43 (.632)  
10-14 SEC (.417)  
Four seasons



**LOIS MYERS**  
71-44 (.617)  
10-26 SEC (.277)  
Four seasons



**RICK MOODY**  
311-176 (.639)  
96-101 SEC (.487)  
16 seasons



**STEPHANY SMITH**  
27-61 (.307)  
4-39 SEC (.093)  
Three seasons



**WENDELL HUDSON**  
68-87 (.439)  
14-64 SEC (.179)  
Five seasons



**KRISTY CURRY**  
84-79 (.515)  
25-55 SEC (.313)  
Five seasons



# RECORDS & HISTORY

## ALL-TIME ROSTER

### - A -

**Abrams, Megan, G.** . . . . . 2018-Present  
Lafayette, La.  
Akers, Sylvia, F/C . . . . . 1981-82  
Gainesville, Ga.  
Alexander, Sharrona, F . . . . . 1993-94  
Murfreesboro, Tenn.  
Allen, Taquilla, G/F . . . . . 2000-01  
Pleasant Grove, Ala.  
Allen, Taylor, G . . . . . 2008  
Pinson, Ala.  
Ame, Stephanie, G . . . . . 1978

### - B -

Bankhead, Wanda, G . . . . . 1979  
Florence, Ala.  
Baragry, Rebecca, G . . . . . 1997  
Melbourne, Australia  
**Barber, Hannah, G.** . . . . . 2018-Present  
Homewood, Ala.  
Barnes, Harriet, F/C . . . . . 2005-07  
Birmingham, Ala.  
Barnes, Yalika "Boo", G . . . . . 2000-01  
Montgomery, Ala.  
Barrett, Donna, F . . . . . 1979  
Kennesaw, Ga.  
Barrier, Kim, G . . . . . 1987  
Elkhart, Ind.  
Beasley, Mary, G . . . . . 1981  
Bowdon, Ga.  
Beaty, Julie, G . . . . . 1987-90  
Ider, Ala.  
Belcher, Kari, G . . . . . 1998-2000  
Mt. Olive, Ala.  
Bellinger, Crystal, G . . . . . 2005-06  
Manhattan, N.Y.  
**Benjamin, De'Sha, G.** . . . . . 2018-Present  
Augusta, Ga.  
**Berry, Taylor, G.** . . . . . 2015-Present  
New Orleans, La.  
Bethel, Latasha, F . . . . . 1989-90  
Decatur, Ga.  
Biddle, Tauwana, G . . . . . 1975-76  
Bivins, Monique, G . . . . . 2002-05  
Alabaster, Ala.  
Blackwell, Linda, G . . . . . 1979  
Huntsville, Ala.  
Blands, Camilla, G . . . . . 2005-09  
Naerum, Denmark  
Blesch, Becky, G . . . . . 1998  
Ringgold, Ga.  
Bolton, Quanetria, F . . . . . 2014-18  
Anniston, Ala.  
Boss, Glenda, F . . . . . 1978-81  
Tennille, Ga.  
Bowden, Tracy, C . . . . . 1988-91  
Rush Springs, Okla.  
Bozeman, Debbie, F . . . . . 1980-82  
Sylvester, Ga.  
Braden, Sissy, F . . . . . 1987-90  
Lewisburg, Tenn.  
Brooks, Bridgette, G . . . . . 1985  
Starkville, Miss.  
Bryant, Betty, G . . . . . 1983, 1985  
Cordele, Ga.  
Burgess, Linda, F . . . . . 1991-92  
Madison, Ala.  
Burrow, Rozetha, F . . . . . 1992  
Pinson, Ala.  
Bush, Kristin, G . . . . . 2011-12  
Huntsville, Ala.  
Butler, Alyson, G . . . . . 2007-10  
Cleveland, Tenn.

### - C -

Cale, Anne, C . . . . . 1978-81  
Reston, Va.  
Canty, Dominique, G . . . . . 1996-99  
Chicago, Ill.  
Carden, Stacey, G . . . . . 1987-88  
Huntsville, Ala.  
Carn, Daleisha, G . . . . . 2008  
Jacksonville, Fla.  
Carruth, Nicole, G . . . . . 1997-2001  
Sulligent, Ala.  
Carter, Khadijah, F . . . . . 2014-16

Cartwell, LaNisha, C/F . . . . . 1999-2002  
Montevallo, Ala.  
Caudle, LaToya, C/F/P . . . . . 1997-99  
Madison, Ala.  
Chandler, Talisha, F . . . . . 2007-08  
Clover, S.C.  
Claybrook, Leslie, F . . . . . 1990-93  
Luverne, Ala.  
Colvin, Kamisha, G . . . . . 1995  
Montgomery, Ala.  
Conaway, Donna, F/G . . . . . 1981-82  
Temple, Ga.  
Conners, Cindy, G . . . . . 1975  
Cook, Hannah, G . . . . . 2014-18  
Ozark, Mo.  
**Copeland, Ariyah, F.** . . . . . 2017-Present  
Columbus, Ga.  
Cox, Vickie, F/G . . . . . 1985-86  
LaGrange, Ga.  
Crenshaw, Camillia, G . . . . . 1991-94  
Fayette, Ala.  
Crenshaw, Joni, F/C . . . . . 1998-2001  
Meridian, Miss.  
Crosby, Kyra, F . . . . . 2012  
Powder Springs, Ga.  
Crosslin, Cara, F . . . . . 1994-97  
Tuscumbia, Ala.  
Croyle, Reagan, F . . . . . 1997-99  
Gadsden, Ala.  
**Cruce, Allie Craig, F.** . . . . . 2018-Present  
Killen, Ala.  
Crumpton, Cassandra, F . . . . . 1983-84  
Orrville, Ala.  
Cunningham, Susan, G . . . . . 1980  
Winfield, Ala.

### - D -

da Silva, Alana, G . . . . . 2016-18  
Sao Paulo, Brazil  
Daniels, Aneesah, F . . . . . 2012  
Decatur, Ga.  
Daniels, Consuelo, F . . . . . 1994-95  
Rome, Ga.  
Davis, DeeDee, C . . . . . 1984-87  
Pensacola, Fla.  
Davis, Elisa, G . . . . . 1982  
Tuscaloosa, Ala.  
Davis, Emily, G . . . . . 2013-14  
Enterprise, Ala.  
Davis, Nikki, G . . . . . 2007  
Frankfort, Ky.  
Day, Jennifer, G . . . . . 1989  
Houston, Texas  
Day, Melissa, C . . . . . 1980  
Jackson, Miss.  
Del-Valle, Melissa, G . . . . . 1992-93  
Queens, N.Y.  
DePriest, Lisa, G . . . . . 1979-81  
Jackson, Tenn.  
Drury, Leah, G . . . . . 2003-07  
Greensboro, Ala.  
Dubose, DeDe, C . . . . . 1983-86  
Austell, Ga.  
Duncan, Pam, G . . . . . 1995-98  
Carrollton, Ala.

### - E -

Elliot, Christy, G . . . . . 2008  
Tuscaloosa, Ala.  
Ellis, Julie, F . . . . . 1975-76  
Enis, Shalonda, P/F . . . . . 1996-97  
Celeste, Texas  
Ezell, Brittney, G . . . . . 1995-98  
Franklin, Tenn.

### - F -

Farmer, Celiscia, G . . . . . 2010-13  
Madison, Wis.  
Fisher, Margaret, G . . . . . 1976-79  
Nashville, Tenn.  
Foy, C'Coriea, G . . . . . 2016  
Fayetteville, N.C.  
Franco, Dorothy, G . . . . . 1977-78  
Milford, Conn.  
Franklin, Stacey, F . . . . . 1989-92  
Smyrna, Ga.

Freeman, Tawana, F . . . . . 2004  
Louisville, Ky.  
Friday, Deborah, G . . . . . 1979  
Tuscaloosa, Ala.  
Fuller, Shondra, F . . . . . 1993-95  
Decatur, Ala.

### - G -

Gamble, Natasha, F/C . . . . . 2002-05  
Jackson, Ala.  
Gavin, Audrey, G . . . . . 1984-85  
Webster, Fla.  
Geiger, Kathy, F . . . . . 1976  
**Gibson, Shelby, C.** . . . . . 2018-Present  
Murfreesboro, Tenn.  
Giles, Peggy, F . . . . . 1982  
Gonzalez, Michelle "Boo", G . . . . . 1988  
Marietta, Ga.  
Goss (Monteith), Leah, G . . . . . 1994-98  
Centre, Ala.  
Griswold, Patricia, F . . . . . 1979  
Bessemer, Ala.  
Gunter, Sheila, G . . . . . 1979  
Clinton, Miss.

### - H -

Hackett, Gwen, C/F . . . . . 1976-78  
Hall, Hazel, G . . . . . 1978-81  
Marietta, Ga.  
Hall, Neacole, G . . . . . 1985  
York, Ala.  
Hamilton, Oceana, C/F . . . . . 2014-15  
Mississauga, Ontario  
Hamilton, Tamisha, C . . . . . 2004  
Corpus Christi, Texas  
Hancock, Katie, G/F . . . . . 2008-11  
Tupelo, Miss.  
Harris, Betsy . . . . . 1991-94  
Decatur, Miss.  
Hayden, Breanna, G . . . . . 2015-16  
Dallas, Texas  
Heard, Laura, F . . . . . 1987-90  
Elberton, Ga.  
Hegstetter, Nikki, F . . . . . 2012-16  
Kennesaw, Ga.  
Hill, Lauren, G/F . . . . . 2003-06  
New Orleans, La.  
Hill, Mitzi, G . . . . . 1975  
Hillard, Terri, G/F . . . . . 1981-84  
Memphis, Tenn.  
Hines, Kittie, G . . . . . 1983-84  
Frankfort, Ky.  
Hogue, Erin, G/F . . . . . 2011-12  
Birmingham, Ala.  
Holland, Kelly, G . . . . . 1979-82  
Clinton, Miss.  
Hollifield, Caitlin, F . . . . . 2008  
Knoxville, Tenn.  
Holtzclaw, Kidada, G . . . . . 1995-98  
Sylacauga, Ala.  
Horn, Kaneisha, F . . . . . 2011-13  
Birmingham, Ala.  
Howell, Terrie, G . . . . . 1985-86  
Clinton, Miss.  
Hudgins, Mary, F . . . . . 1976-79  
Huntsville, Ala.  
Hunter, Courtney, G . . . . . 2014  
Hoover, Ala.  
Hunter, Shun, F . . . . . 1999-2003  
Pensacola, Fla.  
Hutchen, Briana, F . . . . . 2012-15  
Baltimore, Md.  
Hutton, Karen, G . . . . . 1980  
Pulaski, Tenn.  
Hutton, Ledean . . . . . 1977-78

### - J -

Jack, Brittany, F . . . . . 2012-14  
Suwanee, Ga.  
Jenkins, Tierney, F . . . . . 2008-11  
Mt. Juliet, Tenn.  
Johns, Jamilah, C . . . . . 2001-03  
Starkville, Miss.  
Johnson, Chanel, F/C . . . . . 2004-06  
Tulsa, Okla.  
Johnson, Krystle, C . . . . . 2004-06  
Hoover, Ala.

RECORDS & HISTORY

ALL-TIME ROSTER

Johnson, Cierra, G. . . . . 2018-Present  
**Mobile, Ala.**  
 Johnson, Niesa, G. . . . . 1992-95  
 Clinton, Miss.  
 Johnson, Shondra, G. . . . . 1999-2002  
 New Orleans, La.  
 Jones, Jaqui, F/G . . . . . 1996-2000  
 Chicago, Ill.  
 Jones, Latrish, F/C . . . . . 1996-99  
 Huntsville, Ala.  
 Jones, Leila, G. . . . . 1975-76  
 Jones, Nia, G/F . . . . . 1986-87  
 Baltimore, Md.  
 Joye, Lateefah, G . . . . . 2005  
 Brooklyn, N.Y.

- K -

Kelso, Dottie, G/F . . . . . 1983-84  
 Lewisburg, Tenn.  
 King, LaToya, G. . . . . 2010-11  
 Stuart, Fla.  
**Knight, Ashley, F . . . . . 2016-Present**  
**Austin, Texas**  
 Knight, Coco, G . . . . . 2016-18  
 Bay Minette, Ala.  
 Knight, Meoshonti, G . . . . . 2014-18  
 Morgan City, La.  
 Koonce, Carla, G. . . . . 1991-95  
 Dothan, Ala.

- L -

Lacey, Amber, F. . . . . 1996  
 Altadena, Calif.  
 Langley, Vivian, G/F . . . . . 1975-76  
 Lannom, Amy, G . . . . . 1989-92  
 Gallatin, Tenn.  
 Lard, Mandy, G . . . . . 2001  
 Hoover, Ala.  
 Lee, Beverly, G . . . . . 1989-91  
 Smyrna, Ga.  
 Lee, Judith, G . . . . . 1983  
 Tuscaloosa, Ala.  
 Lee, Kristin, G . . . . . 2011-13  
 Birmingham, Ala.  
 Leonard, Lisa, G . . . . . 1982-83  
 Marietta, Ga.  
**Lewis, Jordan, G . . . . . 2016-Present**  
**Windermere, Fla.**

- M -

Magee, Dedrea G . . . . . 2007-10  
 Picayune, Miss.  
 Magee, Trista, G . . . . . 2015-16  
 Ellisville, Miss.  
 Martello, "Binky", G . . . . . 2001  
 Milton, Fla.  
 Martinez, Diamanté, F. . . . . 2014-16  
 New Orleans, La.  
 Mastin, Kate, G . . . . . 2003-07  
 Boaz, Ala.  
 Matarazzi, Becky, G/F . . . . . 1978  
 McCoy, Carmen, C . . . . . 2009-11  
 Leeds, Ala.  
 McDougle, Cynthia, F . . . . . 1985-87, 1989  
 Waynesboro, Miss.  
 McGraw, Brooksie, C . . . . . 2014  
 Gainesville, Fla.  
 McKeever, Laura, G. . . . . 1975  
 Meier, Stephanie, G . . . . . 1987-89  
 Wilmington, Del.  
 Menefee, Sandra, G . . . . . 1986  
 Tuskegee, Ala.  
 Merritt, Jessica, G . . . . . 2012-13  
 Talladega, Ala.  
 Merriweather, Dee, C . . . . . 2003-06  
 Hanceville, Ala.  
 Middlebrook, Karyla, G. . . . . 2013-16  
 Blue Springs, Mo.  
 Mills, Tausha, C. . . . . 1997-98  
 Garland, Texas  
 Mitcham, Alicia, F . . . . . 2011-12  
 Balch Springs, Texas  
 Mitchell, Patty, G. . . . . 1975-78  
 Moore, Navonda, G . . . . . 2004-07  
 Jackson, Miss.  
 Moore, Tina, F. . . . . 1987-88  
 Phoenix, Ariz.  
 Murray, Sandra, G . . . . . 1977-79  
 Birmingham, Ala.

Myers, Shafontaye, G . . . . . 2011-14  
 Newbern, Ala.

- N -

Nettles, Marverly, G . . . . . 2004-06  
 Birmingham, Ala.

- O -

Och, Kathy, F. . . . . 1980  
 Clairton, Pa.

- P -

Papisan, Leigh, F. . . . . 2000-03  
 Hoover, Ala.  
 Payne, Carol, G . . . . . 1979  
 Pensacola, Fla.  
 Payne, Leslie, C. . . . . 1978-81  
 Pensacola, Fla.  
**Pelphrey, Grace, G. . . . . 2018-Present**  
**Tuscaloosa, Ala.**  
 Perkins, Meghan, G. . . . . 2012-13  
 Montgomery, Ala.  
 Perkins, Sandra "Binki", G . . . . . 1991  
 Muscle Shoals, Ala.  
 Peters, Ferris, F. . . . . 2000  
 Baton Rouge, La.  
 Pitts, Brenda, F . . . . . 1975-78  
 Prescott, Nikki, F/C . . . . . 1999  
 San Diego, Calif.  
 Pyles, Shelly, G . . . . . 1985-88  
 Haleyville, Ala.

- R -

Raffington, Varisia, G. . . . . 2008-11  
 Tallahassee, Fla.  
 Rasenberg, Jackie, C. . . . . 1987  
 Brockville, Ontario  
 Rawls, Kara, F . . . . . 2014  
 Hoover, Ala.  
 Redus, Manisha, G . . . . . 2001-04  
 Decatur, Ala.  
 Reed, "Capper", G . . . . . 2001-03  
 Guntersville, Ala.  
 Reshard, Nathalie, F . . . . . 2007-08  
 Niceville, Fla.

**Richardson, Amber, G . . . . . 2017-Present**  
**Garner, N.C.**

Richardson, Willene, G . . . . . 1975  
 Rivers, Sharin, G . . . . . 2014-15  
 Huntsville, Ala.  
 Robinson, Jasmine, G . . . . . 2011-13  
 Memphis, Tenn.  
 Robinson, Kayla, F. . . . . 2009-10  
 Edwards, Miss.  
 Rorie, Ivey, G. . . . . 1978  
 Roy, Doris, F . . . . . 1977-78  
 Ruffin, DaiJia, G . . . . . 2016-2018  
 Louisville, Ky.  
 Rushing, Sandra, G . . . . . 1983-86  
 Biloxi, Miss.  
 Russell, Erica, G. . . . . 2009-12  
 Tuscaloosa, Ala.  
 Rutherford, Mamie, C. . . . . 2005-06  
 Hatton, Ala.  
 Rutledge, Tracey, G. . . . . 1986-88  
 Hull, Ga.

- S -

Scarborough, Gayle, G . . . . . 1975-76  
 Shaw, Jocelyn, F . . . . . 2010  
 Mobile, Ala.  
 Shelton, Angie, G . . . . . 1983-84  
 Lewisburg, Tenn.  
 Simmons, Daisha, G . . . . . 2012-14  
 Jersey City, N.J.  
 Sipe, Katie, G . . . . . 2002-05  
 Hillsboro, Tenn.  
 Smith, Carol, C . . . . . 1982-86  
 Milan, Tenn.  
 Smith, Justina, C/F . . . . . 1984  
 Cairo, Ill.  
 \*Smith, Kathy, C . . . . . 1976-78  
 Smith, Michelle, C/F . . . . . 1988-91  
 Tuscaloosa, Ala.  
 Smith, Sarah, F/C . . . . . 1993-96  
 Montevallo, Ala.  
 Smith, Sherry, F. . . . . 1975  
 Smith, Sparkle, F. . . . . 2001-02  
 Detroit, Mich.

Smithson, Janie, G/F . . . . . 1975-76  
 Snoddy, Dorothy, F . . . . . 1975  
 Snyder, Kristie, G. . . . . 1982  
 Knoxville, Tenn.  
 Stanley, Betty . . . . . 1975  
 Steele, Jasmine, G . . . . . 2013-14  
 Midfield, Ala.  
 Stennis, LaKyesha, G. . . . . 2016-17  
 Lexington, Ky.  
 Stevenson, Marlene, F . . . . . 1992-95  
 Prichard, Ala.  
 Stockham, Laura, F . . . . . 1982  
 Schenerville, Ind.  
 Strauthers, Courtney, F/C . . . . . 2007-10  
 Snellville, Ga.  
 Strickland, Mivvi, F. . . . . 2002  
 Vestavia Hills, Ala.  
 Sykes, Candace, G . . . . . 2009-10  
 St. Anne, Ill.

- T -

Taylor, Oreal, F . . . . . 2001-04  
 Courtland, Ala.  
 Teeple, Jennifer, G . . . . . 1996-97  
 Savannah, Ga.  
 Thompson, Madonna, G . . . . . 1992-95  
 Collinwood, Tenn.  
 Tice, Tonya, G . . . . . 1995  
 Hamilton, Ala.  
 Timmerman, Pam, F . . . . . 1983-86  
 Graniteville, S.C.  
 Tipton, Deborah, F/C . . . . . 1981-82  
 Atlanta, Ga.  
 Tubbs, Donna, G/F . . . . . 1976

- V -

Vaughan, Jennifer, C . . . . . 1999-2000  
 Marietta, Ga.  
 Vaughn, Laura, F/C . . . . . 1988-91  
 Kingsport, Tenn.  
 Vice, Beth, G/F . . . . . 1999-2003  
 Mt. Sterling, Ky.  
 Vordenbaum, Cindy, C/F. . . . . 1976-78

- W -

**Wade, Shaquera, G . . . . . 2016-Present**  
**Huntsville, Ala.**  
**Walker, Jasmine, F. . . . . 2017-Present**  
**Montgomery, Ala.**  
 Walls, Monique, G/F . . . . . 1994  
 Richmond, Ind.  
 Waters, Erika, G . . . . . 2011-13  
 Lawrenceville, Ga.  
 Watkins, Yolanda, F/C . . . . . 1993-97  
 Decatur, Ala.  
 West, Barbara Ann, G/F . . . . . 1990-92  
 Pineview, Ga.  
 Wheeler, Donyel, G. . . . . 2002  
 Birmingham, Ala.  
 White, Beverly, G . . . . . 1977-78  
 Lexington, Ala.  
 White, Rachel, G . . . . . 1976  
 Williams, Ashley, F. . . . . 2014-Present  
 Covington, Ga.  
 Williams, Brenda, G. . . . . 1976  
 Williams, Johna, F. . . . . 1987-88  
 Tuscaloosa, Ala.  
 Williams, Kaunda, G . . . . . 1999  
 Laurel Hill, Fla.  
 Williams, Lois, G . . . . . 1982  
 Sylacauga, Ala.  
 Williams, Tamara, F. . . . . 2007-10  
 Alabaster, Ala.  
 Willis, Kendra, F/C . . . . . 1988-91  
 Griffin, Ga.  
**Worth, Taniyah, G . . . . . 2018-Present**  
**Flowery Branch, Ga.**

- Y -

Yeniley, Aycan, G. . . . . 1993-94  
 Istanbul, Turkey

\* Alabama's first official signee

# RECORDS & HISTORY

## ALL-TIME JERSEY NUMBERS

### - 00 -

LaToya Caudle ..... 1997-99  
Chanel Johnson ..... 2004-06

### - 0 -

Daisha Simmons ..... 2012-14  
LaKyesha Stennis ..... 2016-17  
**Taniyah Worth ..... 2018-Present**

### - 1 -

Crystal Bellinger ..... 2005-06  
Aneesah Daniels ..... 2012  
Jasmine Steele ..... 2013-14  
Quanetria Bolton ..... 2014-18  
**Megan Abrams ..... 2018-Present**

### - 2 -

Monique Walls ..... 1994  
Donyel Wheeler ..... 2002  
Marverly Nettles ..... 2004-06  
Dedrea Magee ..... 2007-10  
Kristin Bush ..... 2011  
Trista Magee ..... 2015-16  
**Amber Richardson ..... 2017-Present**

### - 3 -

Tonya Tice ..... 1995  
Shalonda Enis ..... 1996-97  
Taquilla Allen ..... 2000-01  
Alyson Butler ..... 2007-10  
Jasmine Robinson ..... 2011-13  
Khadijah Carter ..... 2013-16  
**Jordan Lewis ..... 2016-Present**

### - 4 -

Jennifer Day ..... 1989  
Consuelo "Nanae" Daniels ..... 1994-95  
Latrish Jones ..... 1996-99  
Sparkle Smith ..... 2001-02  
Mamie Rutherford ..... 2005-06  
Christy Elliot ..... 2008  
Emily Davis ..... 2013-14  
**Cierra Johnson ..... 2018-Present**

### - 5 -

Melissa Day ..... 1980  
Melissa Del-Valle ..... 1992-93  
Tausha Mills ..... 1997-98  
Krystle Johnson ..... 2004-06  
Caitlin Hollifield ..... 2008  
Celiscia Farmer ..... 2010-13  
Breanna Hayden ..... 2015-16  
Alana da Silva ..... 2016-18  
**Hannah Barber ..... 2018-Present**

### - 10 -

Linda Blackwell ..... 1979  
Tracey Rutledge ..... 1986-88  
Amy Lannom ..... 1989-92  
Aycan Yeniley ..... 1993-94  
Dominique Canty ..... 1996-99  
Mivvi Strickland ..... 2002  
Leah Drury ..... 2003-07  
LaToya King ..... 2010-11  
Meghan Perkins ..... 2012-13  
DaiJia Ruffin ..... 2016-18  
**Taylor Berry ..... 2018-Present**

### - 11 -

Vivian Langley ..... 1975-76  
Ledean Hutton ..... 1977-78  
Donna Barrett ..... 1979  
Rozetha Burrow ..... 1992  
Shun Hunter ..... 1993-96

Lateefah Joye ..... 2005  
Jessica Merritt ..... 2012-13  
Hannah Cook ..... 2014-18

### - 12 -

Leila Jones ..... 1975-76  
Margaret Fisher ..... 1976-79  
Karen Hutton ..... 1980  
Kristie Snyder ..... 1982  
Kittie Hines ..... 1983-84  
Audrey Gavin ..... 1984-85  
Beverly Lee ..... 1989-91  
Madonna Thompson ..... 1992-95  
Nicole Carruth ..... 1997-01  
Nikki Davis ..... 2007  
Taylor Allen ..... 2008  
Shafontaye Myers ..... 2011-14  
C'Coriea Foy ..... 2015-16  
**Allie Craig Cruce ..... 2018-Present**

### - 13 -

Kathy Geiger ..... 1976  
Doris Roy ..... 1977-78  
Debbie Bozeman ..... 1980-82  
Mary Beasley ..... 1981  
Audrey Gavin ..... 1984-85  
Tina Moore ..... 1987-88  
Nikki Hegstetter ..... 2012-16  
Coco Knight ..... 2016-18

### - 14 -

Sherry Smith ..... 1975  
Brenda Williams ..... 1976  
Dorothy Franco ..... 1977-78  
Lisa DePriest ..... 1979-81  
Donna Connaway ..... 1981-82  
Pam Timmerman ..... 1983-86  
Nia Jones ..... 1986-87  
"Boo" Gonzalez ..... 1988  
Becky Blesch ..... 1998  
Mandy Lard ..... 2001  
Erin Hogue ..... 2011-12  
Brooksie McGraw ..... 2014

### - 15 -

Gayle Scarborough ..... 1975-76  
Beverly White ..... 1977-78  
Barbara Ann West ..... 1990-92  
Sharrona Alexander ..... 1993-94  
Reagan Croyle ..... 1997-99  
Manisha Redus ..... 2001-04  
Camilla Blands ..... 2005-09  
Erika Waters ..... 2011-13  
Meoshonti Knight ..... 2014-18

### - 20 -

Wanda Bankhead ..... 1979  
Lois Williams ..... 1982  
Dottie Kelso ..... 1983-84  
Neacole Hall ..... 1985  
Sandra Menefee ..... 1986  
Johna Williams ..... 1987-88  
Latasha Bethel ..... 1989-90  
Niesa Johnson ..... 1992-95  
Beth Vice ..... 1999-03  
Tawana Freeman ..... 2004  
Varisia Raffington ..... 2008-11  
Ashley Williams ..... 2013-18

### - 21 -

Julie Ellis ..... 1975-76  
Rachel White ..... 1977  
Deborah Friday ..... 1979  
Susan Cunningham ..... 1980

Betsy Harris ..... 1991-94  
Shondra Johnson ..... 1999-02  
Kate Mastin ..... 2003-07  
Tierney Jenkins ..... 2008-11  
Kyra Crosby ..... 2012  
Taylor Berry ..... 2016-18

### - 22 -

Laura McKeever ..... 1975  
Patricia Griswold ..... 1979  
Donna Conaway ..... 1981-82  
Lisa Leonard ..... 1982-83  
Bridgette Brooks ..... 1985  
Julie Beaty ..... 1987-90  
Sarah Smith ..... 1993-96  
Kari Belcher ..... 1998-00  
"Capper" Reed ..... 2001-03  
Courtney Strauthers ..... 2007-10  
Khristin Lee ..... 2011-13  
Karyla Middlebrook ..... 2013-16  
**Ariyah Copeland ..... 2017-Present**

### - 23 -

Patty Mitchell ..... 1975-78  
Terrie Howell ..... 1983-86  
Laura Heard ..... 1987-90  
Camilia Crenshaw ..... 1991-94  
Pam Duncan ..... 1995-98  
Oreal Taylor ..... 2001-04  
Ericka Russell ..... 2009-12  
Kara Rawls ..... 2014  
**Shaquera Wade ..... 2016-Present**

### - 24 -

Mitzi Hill ..... 1975  
Sandra Murray ..... 1977-79  
Kelly Holland ..... 1980-82  
Sandra Rushing ..... 1983-86  
Sissy Braden ..... 1987-90  
Carla Koonce ..... 1991-95  
Jennifer Teeple ..... 1996-97  
"Boo" Barnes ..... 2000-01  
Monique Bivins ..... 2002-05  
Nathalie Reshard ..... 2007-08  
**De'Sha Benjamin ..... 2018-Present**

### - 25 -

Vivian Langley ..... 1975-76  
Gwen Hackett ..... 1976-78  
Sheila Gunter ..... 1979  
Shelly Pyles ..... 1985-88  
Brittney Ezell ..... 1995-98  
Katie Sipe ..... 2002-05  
Kayla Robinson ..... 2009-10  
Briana Hutchen ..... 2012-15  
**Ashley Knight ..... 2016-Present**

### - 30 -

Brenda Pitts ..... 1975-78  
Laura Stockham ..... 1982  
Justina Smith ..... 1984  
Nia Jones ..... 1986-87  
Stephanie Meier ..... 1987-89  
Sandra Perkins ..... 1991  
Shondra Fuller ..... 1993-95  
Rebecca Baragry ..... 1997  
Kaunda Williams ..... 1999  
"Binky" Martello ..... 2001  
Carmen McCoy ..... 2009-11  
Brittany Jack ..... 2012-13

### - 31 -

Janie Smithson ..... 1975-76  
Marlene Stevenson ..... 1992-95

RECORDS & HISTORY

## ALL-TIME JERSEY NUMBERS

### - 32 -

Tawanna Biddle	1975-76
Mary Hudgins	1976-79
Leah (Monteith) Goss	1994-98
Natasha Gamble	2002-05
Tamara Williams	2007-10
Alicia Mitcham	2011-12
Brittany Jack	2013-14

### - 33 -

Willene Richardson	1975
Kathy Smith	1976-78
Cara Crosslin	1994-97
Joni Crenshaw	1998-01
Lauren Hill	2003-06
Daleisha Carn	2008
Jessica Merritt	2012
Sharin Rivers	2014-15

### - 34 -

Cindy Connors	1975
Mary Hudgins	1976-79
Kathy Och	1980
Terri Hillard	1981-84
DeeDee Davis	1984-87
Michelle Smith	1988-91
Nikki Prescott	1999
Leigh Papisan	2000-03
Navonda Moore	2004-07
Oceana Hamilton	2014-15
Grace Pelphrey	2018-Present

### - 35 -

Dorothy Snoddy	1975
Cindy Vordenbaum	1976-78
Carol Payne	1979
Debbie Bozeman	1980-82
Betty Bryant	1983, 85
Vickie Cox	1985-86
Kim Barrier	1987
Tracy Bowden	1988-91
Diamanté Martinez	2014-16

### - 40 -

Deborah Tipton	1981-82
Judith Lee	1983
Kendra Willis	1988-91
Ferris Peters	2000
Talisha Chandler	2007-08
Kaneisha Horn	2010-13
Jasmine Walker	2017-Present

### - 41 -

Jocelyn Shaw	2010
--------------	------

### - 42 -

Hazel Hall	1978-81
Deborah Tipton	1981-82
Linda Burgess	1991-92
Kidada Holtzclaw	1995-98
Jennifer Vaughan	1999-00
Jamilah Johns	2001-03
Shelby Gibson	2018-Present

### - 43 -

Carol Smith	1982-86
Jackie Rasenberg	1987
Stacey Carden	1988
Amber Lacey	1996

### - 44 -

Anne Cale	1978-81
Elisia Davis	1982
Cassandra Crumpton	1983-84
Cynthia McDougale	1985-87, 89
Kendra Willis	1988-91
Leslie Claybrook	1990-93
LaToya Caudle	1997-99

### - 45 -

Glenda Boss	1978-81
Angie Shelton	1983-84
Terrie Howell	1985-86
Laura Vaughn	1988-91
LaNisha Cartwell	1999-02

### - 50 -

Stacey Franklin	1989-92
Harriet Barnes	2005-07

### - 52 -

Sylvia Akers	1981-82
DeDe Dubose	1983-86
Laura Vaughn	1988-91
Dee Merriweather	2003-06

### - 53 -

Leslie Payne	1978-81
DeeDee Davis	1984-87
Jaqui Jones	1996-00

### - 54 -

Yolanda Watkins	1993-97
-----------------	---------

### - 55 -

Tamisha Hamilton	2004
------------------	------

## ALL-TIME ASSISTANT COACHES

Name	Years
Ron Aldy	2003-05
Kelly Brooks	2002-03
Pat Charity	1997-2000
Jane Ellen Cook	1982
<b>Tiffany Coppage</b>	<b>2018-Present</b>
Joni Crenshaw <sup>1</sup>	2008-10
<b>Kelly Curry</b>	<b>2013-Present</b>
Leah Drury	2010-12
Ty Evans <sup>1</sup>	2007-12
Brittney Ezell	2000-05
Liz Foster	1979-80
Stacey Franklin	2008-10
Clarisse Garcia	2013
Tori Harrison	1988-89
Quentin Hillsman	2004-05
Kelly Holland	1983
Dottie Kelso	1989-93
Mike Kindred	1985-86
Lisa Leonard	1987-88
Cheryl Littlejohn	1995-97
Jeff Lovell	1996-97
Tim Miller	2013
Rick Moody	1982-84
C.C. Moorer	1997-2004
Robert Mosley	2010-12
Michael Murphy	1997-2002
Lois Myers	1984-85
Terry Nooner	2013-15
Lisa Nuxol-Wilson	2005-2008
Tonya Tice Peoples	1996-97
Donnie Quinn	2013
Saudia Roundtree	2005-06
Sherrri (Blount) Smelser	1982-95
John Treloar	1979-80
Leigh Walker	1991-95
Melanie Walls	2005-2008
<b>Brooks Williams</b>	<b>2016-Present</b>
Shereka Wright	2013-2018

1 - Associate Head Coach

# RECORDS & HISTORY

## SEC AWARDS

### ALL-SEC

#### SEC COACH OF THE YEAR

1986 Lois Myers

#### FIRST TEAM

Year	Name	Class	Pos.
1982	Terri Hillard	So.	G
1983	Cassandra Crumpton	Jr.	F
1985	Carol Smith	Jr.	C
1986	Carol Smith	Sr.	C
1988	Tracey Rutledge	Jr.	G
1991	Linda Burgess	Jr.	F
1992	Linda Burgess	Sr.	F
1993	Niesa Johnson*	So.	G
1994	Niesa Johnson*	Jr.	G
	Yolanda Watkins	So.	C
1995	Niesa Johnson*	Sr.	G
1996	Shalonda Enis*	Jr.	F
1997	Dominique Canty	So.	G
	Shalonda Enis	Sr.	F
1998	Dominique Canty*	Jr.	G
1999	Dominique Canty*	Sr.	G
2011	Tierney Jenkins	Sr.	F

\* - unanimous

#### SECOND TEAM

Year	Name	Class	Pos.
1988	Michelle Smith	Fr.	C
1989	Laura Heard	Jr.	F
1990	Laura Vaughn	Jr.	F
1993	Yolanda Watkins	Fr.	F/C
1994	Betsy Harris	Sr.	G
1995	Yolanda Watkins	Jr.	C
1997	Yolanda Watkins	Sr.	C
1998	Brittney Ezell	Sr.	G
	Tausha Mills	Sr.	C
2000	Shondra Johnson	So.	G
2001	Shondra Johnson	Jr.	G
2002	Shondra Johnson	Sr.	G
2004	Monique Bivins	Jr.	G
2005	Monique Bivins	Sr.	G
2006	Navonda Moore	Jr.	G

#### HONORABLE MENTION

Year	Name	Class	Pos.
1992	Niesa Johnson	Fr.	G

#### DEFENSIVE TEAM

Year	Name	Class	Pos.
2011	Tierney Jenkins	Sr.	F

### SEC FRESHMAN OF THE YEAR

Year	Name	Pos.
1992	Niesa Johnson	G
2017	Jordan Lewis	G

### SEC ALL-FRESHMAN

Year	Name	Pos.
1992	Niesa Johnson	G
1993	Yolanda Watkins	F/C
1996	Dominique Canty	G
2004	Kate Mastin	G
2008	Tierney Jenkins	F
2009	Ericka Russell	G
2011	Kaneisha Horn	F
2014	Ashley Williams	F
2017	Ashley Knight	F
2017	Jordan Lewis	G

### SEC SECOND TEAM ALL-FRESHMAN

Year	Name	Pos.
1988	Michelle Smith	C
1989	Amy Lannom	G
	Stacey Franklin	F

### SEC TOURNAMENT MVP

Year	Name	Class	Pos.
1984	Cassandra Crumpton	Sr.	F
*1996	Dominique Canty	Fr.	G

\* - First freshman SEC Tournament MVP

### SEC ALL-TOURNAMENT TEAM

Year	Name	Class	Pos.
1981	Mary Beasley	So.	C
	Leslie Payne	So.	C
1982	Terri Hillard	So.	G
1984	Cassandra Crumpton	Sr.	F
1993	Niesa Johnson	So.	G
1995	Niesa Johnson	Sr.	G
1996	Dominique Canty	Fr.	G
	Brittney Ezell	So.	G
1998	Dominique Canty	Jr.	G
1999	Dominique Canty	Sr.	G

### SEC PLAYERS OF THE WEEK

Date	Name
Jan. 14, 1986	Sandra Rushing
Jan. 14, 1991	Linda Burgess
March 2, 1992	Linda Burgess
Feb. 15, 1993	Niesa Johnson
Jan. 8, 1996	Shalonda Enis
Feb. 17, 1997	Shalonda Enis
Feb. 9, 1998	Dominique Canty
Feb. 15, 1999	Dominique Canty
Dec. 23, 2002	Beth Vice
Nov. 15, 2011	Tierney Jenkins
Feb. 21, 2011	Ericka Russell
Nov. 19, 2012	Daisha Simmons
Dec. 23, 2013	Daisha Simmons
Nov. 24, 2014	Ashley Williams
Feb. 20, 2018	Ashley Williams

### SEC FRESHMAN OF THE WEEK

Nov. 22, 2010	Jasmine Robinson
Nov. 29, 2010	Kaneisha Horn
Nov. 28, 2011	Aneesah Daniels
Jan. 27, 2014	Ashley Williams
Feb. 24, 2014	Ashley Williams
Nov. 15, 2016	Jordan Lewis
Dec. 20, 2016	Ashley Knight
Dec. 27, 2016	Jordan Lewis
Jan. 10, 2017	Jordan Lewis
Jan. 24, 2017	Jordan Lewis
Feb. 21, 2017	Jordan Lewis


ALL-AMERICANS



1983

**CASSANDRA  
CRUMPTON**

**THIRD TEAM**  
American Women's Sports Federation




1992

**LINDA  
BURGESS**

**THIRD TEAM**  
Women's Basketball News Service

**HONORABLE MENTION**  
Basketball Times



1992-95

**NIESA  
JOHNSON**


**FIRST TEAM**  
Kodak/WBCA (1994, 95)  
Associated Press (1995)  
U.S. Basketball Writers Association (1994, 95)  
*Basketball Times* (1994)

**SECOND TEAM**  
Women's Basketball News Service (1995)

**HONORABLE MENTION**  
*Basketball Times* (1993)

**FRESHMAN**  
U.S. Basketball Writers Association (1992)  
Women's Basketball News Service (1992)  
*Basketball Times* (1992)

ALL-AMERICANS



**1996-97**

**SHALONDA  
ENIS**

**FIRST TEAM**

Kodak/WBCA (1996)  
Women's Basketball News Service (1996)  
U.S. Basketball Writers Association (1997)

**SECOND TEAM**

*The Sporting News* (1997)

**THIRD TEAM**

Associated Press (1996, 97)

**HONORABLE MENTION**

Kodak/WBCA (1997)



**1996-99**

**DOMINIQUE  
CANTY**

**FIRST TEAM**

Associated Press (1999)  
U.S. Basketball Writers Association (1998, 99)  
Women's Basketball News Service (1999)  
*Women's Basketball Journal* (1999)

**SECOND TEAM**

Women's Basketball News Service (1998)  
Associated Press (1998)  
*Women's Basketball Journal* (1998)

**THIRD TEAM**


U.S. Basketball Writers Association (1997)

**HONORABLE MENTION**

Kodak/WBCA (1997, 98, 99)  
Associated Press (1997)

**FRESHMAN**

Women's Basketball News Service (1996)



**1997**

**LEAH  
GOSS**

**HONORABLE MENTION**

Associated Press

MISCELLANEOUS AWARDS • POLL HISTORY

**NAISMITH PLAYER OF THE YEAR**

**FINALISTS**

1994	Niesha Johnson
1997	Shalonda Enis
1998	Dominique Canty
1999	Dominique Canty

**PRESEASON NAISMITH CANDIDATES**

1995	Niesha Johnson
1997	Shalonda Enis

**USBWA FRESHMAN OF THE YEAR**

1992	Niesha Johnson
------	----------------

**BASKETBALL TIMES**

**NATIONAL FRESHMAN OF THE YEAR**

1992	Niesha Johnson
------	----------------

**WOMEN'S BASKETBALL**

**NEWS SERVICE**

**FRESHMAN OF THE YEAR**

1992	Niesha Johnson
------	----------------

**SPORTS ILLUSTRATED**

**NATIONAL PLAYER OF THE WEEK**

Dec. 30, 1992	Niesha Johnson
---------------	----------------

**ALABAMA AMATEUR**

**ATHLETE OF THE YEAR**

1993	Niesha Johnson
------	----------------

**USA BASKETBALL**

**JUNIOR NATIONAL TEAM**

1992	Niesha Johnson
1993	Niesha Johnson

**USA BASKETBALL**

**WOMEN'S NATIONAL TEAM**

1994	Niesha Johnson
------	----------------

**USA BASKETBALL**

**WORLD UNIVERSITY GAMES TEAM**

1995	Niesha Johnson
------	----------------

**BEFORE ALABAMA**

**WBCA JC/CC PLAYER OF THE YEAR**

1995	Shalonda Enis
1996	Tausha Mills
1998	Kaunda Williams
1999	Boo Barnes

**NAISMITH NATIONAL  
PLAYER OF THE YEAR**

1992	Yolanda Watkins
------	-----------------

**USA TODAY**

**NATIONAL PLAYER OF THE YEAR**

1992	Yolanda Watkins
------	-----------------

**MCDONALD'S**

**HIGH SCHOOL ALL-AMERICAN**

2010	Kaneisha Horn
------	---------------

**WBCA HIGH SCHOOL ALL-AMERICAN**

2010	Kaneisha Horn
------	---------------

**GATORADE PLAYER OF THE YEAR**

1991	Niesha Johnson (Mississippi)
1992	Yolanda Watkins (Alabama)
1996	Joni Crenshaw (Mississippi)
2006	Dedrea Magee (Mississippi)
2010	Kaneisha Horn (Alabama)
2015	Shaquera Wade (Alabama)
2016	Jasmine Walker (Alabama)

**STATE PLAYER OF THE YEAR**

1985	Julie Beaty (Alabama 3A)
1985	Tracey Rutledge (Georgia)
1991	Niesha Johnson (Mississippi)
1993	Shalonda Enis (Texas Class A)
1994	Latrish Jones (Alabama 6A)
1997	Boo Barnes (Alabama 6A)
2001	Kate Mastin (Alabama 5A)
2010	Kaneisha Horn (Alabama 4A) Shafontaye Myers (Alabama 1A)
2015	Trista Magee (Mississippi) Shaquera Wade (Alabama 7A)
2016	Jordan Lewis (Florida 4A) Jasmine Walker (Alabama 7A)
2018	De'Sha Benjamin (Georgia 2A)

**ALABAMA IN THE  
FINAL NATIONAL RANKINGS**

	AP	WBCA/ Coaches
1984	12	—
1992	18	17
1993	NR	25
1994	16	4
1995	13	13
1996	10	11
1997	8	11
1998	11	11
1999	22	25

**HIGHEST REGULAR-SEASON RANKING**

- 2 - *USA Today* (Nov. 12 and Nov. 18, 1996)
- 2 - *Associated Press* (Nov. 12, 1996)

**NCAA TOURNAMENT AWARDS**

**FINAL FOUR ALL-TOURNAMENT TEAM**

1994	Betsy Harris
------	--------------

**REGIONAL MVP**

Year	Name	Region
1994	Betsy Harris	Midwest

**REGIONAL ALL-TOURNAMENT**

Year	Name	Region
1994	Niesha Johnson	Midwest
	Yolanda Watkins	Midwest
1996	Shalonda Enis	West



# RECORDS & HISTORY

## ACADEMIC AWARDS AND HONORS

### SEC ACADEMIC HONOR ROLL

1985	Sandra Rushing	Sr.	Physical Education
1986	Shelly Pyles	So.	Pre-Pharmacy
1987	Shelly Pyles	Jr.	Pre-Pharmacy
1988	Julie Beaty	So.	Business
	Shelly Pyles	Sr.	Pre-Pharmacy
1989	Julie Beaty	Jr.	Business
	Tracy Bowden	So.	Physical Therapy
1990	Julie Beaty	Sr.	Business
	Tracy Bowden	Jr.	Accounting
	Sissy Braden	Sr.	Education
1991	Tracy Bowden	Sr.	Education
	Leslie Claybrook	So.	Sports Management
	Stacey Franklin	Jr.	Education
	Laura Vaughn	Sr.	Education
	Kendra Willis	Sr.	Communications
1992	Leslie Claybrook	Jr.	English
	Stacey Franklin	Sr.	Elementary Education
1993	Leslie Claybrook	Sr.	English
1994	Niesa Johnson	Jr.	Special Education
	Carla Koonce	Jr.	Physical Education
	Sarah Smith	So.	Sports Management
	Madonna Thompson	Jr.	Speech Pathology
1995	Leah Monteith	Fr.	Elementary Education
	Sarah Smith	Jr.	Sports Management
	Marlene Stevenson	Sr.	Engineering
	Madonna Thompson	Sr.	Communication Disorders
	Tonya Tice	Jr.	Human Performance
1996	Cara Crosslin	Jr.	HPE/Pre-Physical Therapy
	Pam Duncan	Sr.	Communication Disorders
	Leah Monteith	So.	Elementary Education
	Jennifer Teeple	Jr.	Sports Management
1997	Pam Duncan	Jr.	Communication Disorders
	Leah Monteith	Jr.	Elementary Education
	Jennifer Teeple	Sr.	Sports Management
	Yolanda Watkins	Sr.	General Studies
1998	Reagan Croyle	Fr.	Pre-Major Studies
	Pam Duncan	Sr.	Elementary Education
	Leah Goss	Sr.	Elementary Education
	Kidada Holtzclaw	Sr.	Human Performance
1999	Kari Belcher	Jr.	Food & Nutrition
	Reagan Croyle	So.	Biology
2000	Kari Belcher	Sr.	Food & Nutrition
2002	Shun Hunter	Sr.	Management
	Leigh Papisan	Sr.	Public Relations
	Katie Sipe	Jr.	Education
2004	Leah Drury	So.	Sports Management
	Lauren Hill	So.	Biology
	Krystle Johnson	Jr.	Math
	Kate Mastin	So.	Pre-Business
	Dee Merriweather	Jr.	Health Studies
	Marverly Nettles	So.	Criminal Justice
	Katie Sipe	Jr.	Hospitality Management
2005	Leah Drury	Jr.	Sports Management
	Natasha Gramble	Sr.	Biology
	Lauren Hill	Jr.	Biology
	Chanel Johnson	Fr.	Pre-Pharmacy
	Krystle Johnson	Sr.	Math
	Kate Mastin	Jr.	Business
	Dee Merriweather	Jr.	Health Studies
	Marverly Nettles	Jr.	Criminal Justice
	Katie Sipe	Sr.	Hotel Management
2006	Camilla Blands	Fr.	Pre-Major Studies
	Leah Drury	Jr.	Sports Management
	Lauren Hill	Jr.	Biology
	Kate Mastin	Jr.	Business
	Dee Merriweather	Sr.	Health Studies
2007	Camilla Blands	So.	Pre-Major Studies
	Alyson Butler	Fr.	Exercise Science
	Leah Drury	Sr.	Sports Management

	Kate Mastin	Sr.	Business
	Navonda Moore	Sr.	Communications
	Courtney Strauthers	Fr.	Exercise Science
	Tamara Williams	Fr.	Health Studies
2008	Camilla Blands	Jr.	Psychology
	Alyson Butler	So.	Exercise Science
	Daliesha Carn	Fr.	Psychology
	Katie Hancock	Fr.	Business Management
	Varisia Raffington	Fr.	Accounting
	Courtney Strauthers	So.	Exercise Science
	Tamara Williams	So.	Health Studies
2009	Alyson Butler	Jr.	Exercise Science
	Erica Russell	Fr.	Business Administration
	Tamara Williams	Jr.	Health Studies
2010	Alyson Butler	Sr.	Exercise Science
	Katie Hancock	Jr.	Business Management
	Erica Russell	So.	Business Administration
	Courtney Strauthers	Sr.	Exercise Science
	Tamara Williams	Sr.	Health Studies
2011	Katie Hancock	Sr.	Marketing
	Erin Hogue	So.	General Health Sciences
	Kaneisha Horn	Fr.	Sports Medicine
	Erica Russell	Jr.	Business Administration
2012	Khristin Bush	So.	Nursing
	Aneesah Daniels	Fr.	Management
2013	Emily Davis	Fr.	Elementary Education
	Nikki Hegstetter	Fr.	Advertising
	Briana Hutchen	So.	Communication Studies
	Khristin Lee	Jr.	Communication Studies
	Jasmine Steele	Fr.	Pre-Business
	Erika Waters	Jr.	General Health
2014	Emily Davis	So.	Elementary Education
	Oceana Hamilton	Fr.	Advertising
	Nikki Hegstetter	So.	Marketing
	Courtney Hunter	Fr.	Accounting
	Briana Hutchen	Jr.	Communication Studies
	Karyla Middlebrook	Fr.	Business
	Kara Rawls	Fr.	Human Development
	Ashley Williams	Fr.	Criminal Justice
2015	Quanetria Bolton	Fr.	Exercise Science
	Oceana Hamilton	So.	Advertising
	Breanna Hayden	So.	Exercise Science
	Nikki Hegstetter	Jr.	Marketing
	Briana Hutchen	Sr.	Communication Studies
	Meoshonti Knight	Fr.	Human Development
	Karyla Middlebrook	R-Fr.	Business
	Sharin Rivers	Sr.	Exercise Science
	Ashley Williams	So.	Criminal Justice
2016	Quanetria Bolton	So.	Exercise Science
	Nikki Hegstetter	Sr.	Marketing
	Trista Magee	Fr.	Marketing
	Karyla Middlebrook	So.	Management
	Shaquera Wade	Fr.	Human Development
	Ashley Williams	Jr.	Criminal Justice
2017	<b>Taylor Berry</b>	<b>So.</b>	<b>Chemical Engineering</b>
	Quanetria Bolton	Jr.	Exercise Science
	<b>Ashley Knight</b>	<b>Fr.</b>	<b>Criminal Justice</b>
	<b>Jordan Lewis</b>	<b>Fr.</b>	<b>Business</b>
	Ashley Williams	Sr.	Criminal Justice
2018	<b>Taylor Berry</b>	<b>Jr.</b>	<b>Chemical Engineering</b>
	Quanetria Bolton	Sr.	Exercise Science
	Alana da Silva	Sr.	Human Environmental Science
	<b>Ashley Knight</b>	<b>So.</b>	<b>Criminal Justice</b>
	Meoshonti Knight	Sr.	Psychology
	<b>Jordan Lewis</b>	<b>So.</b>	<b>Marketing</b>
	<b>Amber Richardson</b>	<b>Jr.</b>	<b>Human Environmental Science</b>
	<b>Jasmine Walker</b>	<b>So.</b>	<b>Exercise Science</b>
	Ashley Williams	Sr.	Sport Business Management



# RECORDS & HISTORY

## ALL-TIME SERIES RESULTS

Jan. 26, 2006	L	56-65	Auburn, Ala.
Jan. 7, 2007	L	58-63	Tuscaloosa, Ala.
Feb. 1, 2007	L	61-93	Auburn, Ala.
Jan. 27, 2008	L	48-62	Tuscaloosa, Ala.
Feb. 14, 2008	L	49-74	Auburn, Ala.
Jan. 22, 2009	L	66-84	Auburn, Ala.
Feb. 8, 2009	L	54-81	Tuscaloosa, Ala.
Jan. 14, 2010	L	62-74	Auburn, Ala.
Feb. 7, 2010	W	55-53	Tuscaloosa, Ala.
Jan. 2, 2011	L	55-66	Tuscaloosa, Ala.
Feb. 17, 2011	W	59-51	Auburn, Ala.
Jan. 5, 2012	L	55-65	Tuscaloosa, Ala.
Feb. 23, 2012	L	40-81	Auburn, Ala.
Jan. 24, 2013	W	61-51	Tuscaloosa, Ala.
Feb. 17, 2013	L	53-70	Auburn, Ala.
Jan. 16, 2014	L	39-61	Tuscaloosa, Ala.
Feb. 27, 2014	L	65-70	Auburn, Ala.
Jan. 22, 2015	W	51-50	Tuscaloosa, Ala.
Feb. 26, 2015	L	73-80	Auburn, Ala.
Jan. 14, 2016	L	59-72	Auburn, Ala.
Feb. 7, 2016	L	55-59	Tuscaloosa, Ala.
Jan. 29, 2017	L	55-66	Tuscaloosa, Ala.
Feb. 20, 2017	W	63-61 <sup>OT</sup>	Auburn, Ala.
Jan. 28, 2018	L	60-69	Auburn, Ala.
Feb. 18, 2018	W	70-60	Tuscaloosa, Ala.

<b>AUBURN-MONTGOMERY</b>	<b>2-0</b>
Dec. 2, 1990	W 92-69 Tuscaloosa, Ala.
Dec. 15, 1990	W 78-57 Montgomery, Ala.

<b>AUSTIN PEAY</b>	<b>3-0</b>
Dec. 17, 1991	W 97-80 Clarksville, Tenn.
Dec. 15, 1992	W 111-79 Tuscaloosa, Ala.
Dec. 20, 2008	W 63-53 Tuscaloosa, Ala.

<b>BALL STATE</b>	<b>1-0</b>
Dec. 30, 2008	W 81-75 Tuscaloosa, Ala.

<b>BELHAVEN</b>	<b>2-0</b>
Nov. 24, 1980	W 97-54 Tuscaloosa, Ala.
Nov. 10, 1981	W 64-62 Jackson, Miss.

<b>BELMONT</b>	<b>5-3</b>
March 23, 1977	L 73-88 Amarillo, Texas
Jan. 6, 2000	W 84-58 Tuscaloosa, Ala.
Dec. 2, 2000	W 70-67 Nashville, Tenn.
Dec. 20, 2006	W 52-51 Tuscaloosa, Ala.
Nov. 28, 2007	L 58-75 Nashville, Tenn.
Dec. 29, 2008	W 54-49 Tuscaloosa, Ala.
Nov. 21, 2009	L 67-69 <sup>OT</sup> Nashville, Tenn.
Dec. 18, 2010	W 64-46 Tuscaloosa, Ala.

<b>BETHUNE-COOKMAN</b>	<b>2-0</b>
Dec. 18, 1995	W 94-35 Tuscaloosa, Ala.
Dec. 18, 2003	W 77-44 Orlando, Fla.

<b>BIRMINGHAM-SOUTHERN</b>	<b>3-0</b>
Nov. 27, 2001	W 73-38 Birmingham, Ala.
Nov. 26, 2002	W 75-58 Tuscaloosa, Ala.
Dec. 18, 2006	W 83-66 Tuscaloosa, Ala.

<b>BOSTON COLLEGE</b>	<b>2-1</b>
Dec. 6, 1985	W 78-69 Evanston, Ill.
Dec. 28, 1997	W 79-70 <sup>OT</sup> Philadelphia, Pa.
Nov. 28, 2003	L 56-77 Fort Collins, Colo.

<b>BUCKNELL</b>	<b>1-0</b>
Dec. 29, 2002	W 89-64 Jersey City, N.J.

<b>BYU</b>	<b>1-0</b>
Dec. 21, 2002	W 70-59 Albuquerque, N.M.

<b>CALIFORNIA</b>	<b>1-0</b>
Nov. 24, 2000	W 76-63 Chicago, Ill.

<b>CAL STATE-BAKERSFIELD</b>	<b>1-0</b>
Nov. 28, 2009	W 87-79 San Luis Obispo, Calif.

<b>CAL STATE-FULLERTON</b>	<b>0-1</b>
Dec. 8, 1984	L 64-65 Las Vegas, Nev.

<b>CAL STATE-NORTHRIDGE</b>	<b>1-0</b>
Nov. 25, 2006	W 75-56 Moraga, Calif.

<b>CARSON-NEWMAN</b>	<b>1-1</b>
Jan. 9, 1982	L 59-63 Jefferson City, Tenn.
Jan. 22, 1982	W 85-49 Tuscaloosa, Ala.

<b>CENTENARY</b>	<b>1-0</b>
Nov. 14, 2008	W 64-55 Tuscaloosa, Ala.

<b>CENTRAL ARKANSAS</b>	<b>1-1</b>
Nov. 14, 2010	W 87-76 Tuscaloosa, Ala.
Nov. 15, 2011	L 46-58 Conway, Ark.

<b>CENTRAL MICHIGAN</b>	<b>1-0</b>
March 18, 1984	W 78-70 Mt. Pleasant, Mich.

<b>CHARLESTON</b>	<b>1-0</b>
Jan. 8, 1982	W 71-68 Jefferson City, Tenn.

<b>CHARLOTTE</b>	<b>1-1</b>
Feb. 18, 1997	L 67-69 <sup>OT</sup> Charlotte, N.C.
Feb. 5, 1998	W 74-50 Tuscaloosa, Ala.

<b>CHATTANOOGA</b>	<b>6-5</b>
Nov. 19, 1981	L 79-85 Chattanooga, Tenn.
Dec. 19, 1981	W 89-59 Birmingham, Ala.
Dec. 17, 1982	L 51-63 Tuscaloosa, Ala.
Jan. 3, 1985	W 92-64 Chattanooga, Tenn.
Dec. 31, 1986	W 81-69 Chattanooga, Tenn.
Nov. 24, 1989	W 86-59 Atlanta, Ga.
March 16, 2000	L 68-70 Chattanooga, Tenn.
Nov. 29, 2006	W 68-56 Tuscaloosa, Ala.
Dec. 15, 2007	L 34-62 Chattanooga, Tenn.
Dec. 8, 2012	L 58-72 Tuscaloosa, Ala.
Nov. 8, 2013	W 82-70 Chattanooga, Tenn.

<b>CINCINNATI</b>	<b>2-0</b>
Dec. 6, 1991	W 100-80 Murfreesboro, Tenn.
Dec. 28, 2012	W 58-47 Honolulu, Hawai'i

<b>CLEMSON</b>	<b>2-2</b>
Jan. 10, 1981	L 72-79 Tuscaloosa, Ala.
Feb. 1, 1986	W 88-69 Tuscaloosa, Ala.
Dec. 30, 1986	W 85-79 Clemson, S.C.
Dec. 19, 1992	L 68-79 Tuscaloosa, Ala.

<b>COLORADO STATE</b>	<b>1-0</b>
Dec. 2, 1994	W 74-62 Irvine, Calif.

<b>COLUMBIA</b>	<b>1-0</b>
Nov. 26, 2005	W 81-66 Seattle, Wash.

<b>CONNECTICUT</b>	<b>0-2</b>
March 23, 1995	L 56-87 Storrs, Conn.
Dec. 8, 1995	L 67-81 Richmond, Va.

<b>COPPIN STATE</b>	<b>2-0</b>
Dec. 3, 1993	W 98-31 Tuscaloosa, Ala.
Dec. 29, 2013	W 82-60 Charlottesville, Va.

<b>CREIGHTON</b>	<b>1-0</b>
Dec. 20, 2000	W 66-56 Nassau, Bahamas

<b>DELAWARE</b>	<b>0-1</b>
Dec. 29, 2004	L 59-67 Bethlehem, Pa.

<b>DELAWARE STATE</b>	<b>1-0</b>
Dec. 7, 1990	W 96-44 Radford, Va.

<b>DELTA STATE</b>	<b>3-2</b>
March 11, 1977	L 47-81 Cleveland, Miss.
March 9, 1978	L 61-74 Tallahassee, Fla.
Jan. 9, 1984	W 84-66 Cleveland, Miss.
Feb. 4, 1984	W 94-66 Tuscaloosa, Ala.
Dec. 4, 1993	W 91-71 Ruston, La.

<b>DePAUL</b>	<b>3-1</b>
Jan. 14, 1983	W 82-66 Chicago, Ill.
Dec. 9, 1983	W 81-53 Tuscaloosa, Ala.
Nov. 30, 1991	L 86-91 Chicago, Ill.
Nov. 28, 1998	W 87-67 Chicago, Ill.

<b>DRAKE</b>	<b>1-0</b>
Nov. 27, 1999	W 87-77 Cancun, Mexico

<b>DUKE</b>	<b>1-2</b>
March 18, 1995	W 121-120 <sup>40T</sup> Tuscaloosa, Ala.
Nov. 17, 2013	L 57-92 Durham, N.C.
Nov. 16, 2014	L 40-90 Tuscaloosa, Ala.

<b>EAST CAROLINA</b>	<b>1-2</b>
Dec. 29, 1993	W 107-53 Orlando, Fla.
Dec. 8, 2002	L 72-81 Greenville, N.C.
Jan. 2, 2006	L 55-61 Tuscaloosa, Ala.

<b>EAST TENNESSEE STATE</b>	<b>3-1</b>
Dec. 8, 1993	W 86-65 Johnson City, Tenn.
Jan. 3, 1995	W 102-64 Tuscaloosa, Ala.
Dec. 2, 1996	W 95-64 Johnson City, Tenn.
Jan. 2, 2008	L 62-73 Tuscaloosa, Ala.

<b>EASTERN KENTUCKY</b>	<b>1-0</b>
March 17, 2002	W 99-77 Richmond, Ky.

<b>EASTERN MICHIGAN</b>	<b>0-1</b>
Nov. 23, 2007	L 43-52 Freeport, Bahamas

<b>EASTERN WASHINGTON</b>	<b>1-0</b>
Nov. 26, 1993	W 82-62 Des Moines, Iowa

<b>EDINBORO</b>	<b>0-1</b>
Jan. 5, 1980	L 72-74 Miami, Fla.

<b>ELON</b>	<b>1-1</b>
Dec. 18, 1998	W 74-49 Las Cruces, N.M.







# RECORDS & HISTORY

## ALL-TIME SERIES RESULTS

Feb. 8, 1989	W	77-64	Tuscaloosa, Ala.
March 3, 1989	W	59-55	Albany, Ga.
Feb. 14, 1990	W	71-63	Starkville, Miss.
Jan. 23, 1991	W	69-57	Starkville, Miss.
Feb. 23, 1991	W	73-56	Tuscaloosa, Ala.
Feb. 8, 1992	W	69-66	Tuscaloosa, Ala.
Feb. 6, 1993	W	102-89	Starkville, Miss.
Feb. 19, 1994	W	68-55	Tuscaloosa, Ala.
Feb. 25, 1995	W	76-55	Starkville, Miss.
Jan. 13, 1996	W	97-64	Tuscaloosa, Ala.
Jan. 10, 1997	W	72-52	Starkville, Miss.
Jan. 18, 1998	W	85-69	Tuscaloosa, Ala.
Jan. 17, 1999	W	75-59	Starkville, Miss.
Jan. 23, 2000	L	65-85	Tuscaloosa, Ala.
Jan. 21, 2001	W	65-62	Starkville, Miss.
Feb. 7, 2002	W	92-86	Tuscaloosa, Ala.
Jan. 30, 2003	L	56-72	Starkville, Miss.
Jan. 25, 2004	L	57-65	Tuscaloosa, Ala.
Feb. 29, 2004	L	78-81 <sup>OT</sup>	Starkville, Miss.
Jan. 13, 2005	L	77-84	Starkville, Miss.
Jan. 30, 2005	W	72-61	Tuscaloosa, Ala.
Feb. 12, 2006	W	61-59	Starkville, Miss.
Feb. 22, 2007	L	70-89	Tuscaloosa, Ala.
Jan. 31, 2008	L	59-72	Starkville, Miss.
March 1, 2009	L	49-67	Tuscaloosa, Ala.
Feb. 4, 2010	L	44-77	Starkville, Miss.
Feb. 25, 2010	L	47-71	Tuscaloosa, Ala.
Feb. 3, 2011	W	66-61	Starkville, Miss.
Feb. 24, 2011	L	55-68	Tuscaloosa, Ala.
Jan. 12, 2012	L	61-66	Tuscaloosa, Ala.
Feb. 21, 2013	L	51-75	Starkville, Miss.
March 6, 2013	W	63-36	Duluth, Ga.
Feb. 20, 2014	W	72-64	Tuscaloosa, Ala.
Jan. 18, 2015	L	50-66	Starkville, Miss.
Feb. 22, 2015	L	55-57	Tuscaloosa, Ala.
Feb. 28, 2016	L	52-61	Starkville, Miss.
Jan. 19, 2017	L	54-67	Tuscaloosa, Ala.
Jan. 14, 2018	L	61-75	Starkville, Miss.
<b>MISSISSIPPI UNIVERSITY FOR WOMEN</b> <b>2-0</b>			
Feb. 14, 1980	W	76-71	Tuscaloosa, Ala.
Feb. 3, 1981	W	75-62	Columbus, Miss.
<b>MISSISSIPPI VALLEY STATE</b> <b>5-0</b>			
Jan. 8, 1992	W	92-61	Itta Bena, Miss.
Feb. 24, 1992	W	110-51	Tuscaloosa, Ala.
Dec. 28, 2014	W	71-40	Tuscaloosa, Ala.
Nov. 22, 2015	W	98-35	Tuscaloosa, Ala.
Nov. 14, 2016	W	93-44	Tuscaloosa, Ala.
<b>MISSOURI</b> <b>4-6</b>			
Jan. 7, 1981	L	67-69	Tuscaloosa, Ala.
March 13, 2002	W	68-67	Columbia, Mo.
Nov. 24, 2006	L	70-78	Moraga, Calif.
March 3, 2013	L	64-88	Tuscaloosa, Ala.
Feb. 9, 2014	W	59-56	Columbia, Mo.
Feb. 12, 2015	W	67-64	Tuscaloosa, Ala.
Feb. 11, 2016	L	52-63	Columbia, Mo.
Jan. 8, 2017	W	59-58	Columbia, Mo.
Feb. 26, 2017	L	56-65	Tuscaloosa, Ala.
Dec. 31, 2017	L	56-62	Tuscaloosa, Ala.
<b>MISSOURI-KANSAS CITY</b> <b>1-0</b>			
Dec. 20, 1999	W	84-69	Moraga, Calif.
<b>MISSOURI STATE</b> <b>2-0</b>			
Dec. 30, 1985	W	86-53	Tuscaloosa, Ala.

Dec. 19, 2017	W	65-61	Tuscaloosa, Ala.
<b>MONTEVALLO</b> <b>5-0</b>			
Jan. 8, 1975	W	64-51	Montevallo, Ala.
Jan. 13, 1976	W	65-46	Montevallo, Ala.
Feb. 9, 1976	W	106-64	Tuscaloosa, Ala.
Dec. 11, 1977	W	77-31	Montevallo, Ala.
Dec. 19, 1987	W	86-62	Tuscaloosa, Ala.
<b>MORGAN STATE</b> <b>1-0</b>			
Dec. 8, 1990	W	77-42	Radford, Va.
<b>MOUNT ST. MARY'S</b> <b>1-0</b>			
March 16, 1995	W	82-55	Tuscaloosa, Ala.
<b>MURRAY STATE</b> <b>1-0</b>			
Dec. 20, 2017	W	68-47	Tuscaloosa, Ala.
<b>NEBRASKA</b> <b>1-2</b>			
Nov. 16, 1997	L	66-74	Lincoln, Neb.
Nov. 11, 2013	L	48-62	Lincoln, Neb.
Dec. 7, 2014	W	53-51	Tuscaloosa, Ala.
<b>NEVADA</b> <b>2-0</b>			
Jan. 3, 1987	W	67-66	Reno, Nev.
Nov. 26, 2005	W	76-46	St. Thomas, U.S.V.I.
<b>NEW MEXICO STATE</b> <b>1-1</b>			
Dec. 31, 1987	L	81-102	Las Cruces, N.M.
Nov. 27, 1998	W	77-31	Chicago, Ill.
<b>NEW ORLEANS</b> <b>3-1</b>			
Jan. 15, 1990	W	67-57	Tuscaloosa, Ala.
Dec. 17, 1990	L	55-67	New Orleans, La.
Dec. 21, 2014	W	87-58	Tuscaloosa, Ala.
Nov. 11, 2016	W	78-57	Tuscaloosa, Ala.
<b>NICHOLLS STATE</b> <b>0-1</b>			
Nov. 12, 2011	L	51-72	Tuscaloosa, Ala.
<b>NORTH ALABAMA</b> <b>5-0</b>			
Feb. 3, 1975	W	80-52	Florence, Ala.
Feb. 21, 1975	W	52-51	Auburn, Ala.
Jan. 30, 1976	W	72-43	Tuscaloosa, Ala.
Jan. 10, 1986	W	85-54	Florence, Ala.
Dec. 15, 1988	W	98-59	Tuscaloosa, Ala.
<b>NORTH CAROLINA</b> <b>3-6</b>			
Jan. 21, 1978	W	77-72	Lexington, Ky.
Jan. 3, 1983	L	66-77	Tuscaloosa, Ala.
Dec. 3, 1983	W	81-69	Chapel Hill, N.C.
Dec. 10, 1988	L	71-75	Huntington, W.Va.
March 21, 1993	L	73-74 <sup>OT</sup>	Chapel Hill, N.C.
Dec. 30, 1993	L	83-89	Orlando, Fla.
Dec. 20, 1996	W	88-74	Myrtle Beach, S.C.
Dec. 20, 1998	L	75-90	Myrtle Beach, S.C.
March 14, 1999	L	56-70	Chapel Hill, N.C.
<b>NC STATE</b> <b>3-3</b>			
Dec. 4, 1983	W	80-72	Chapel Hill, N.C.
March 17, 1996	W	88-68	Tuscaloosa, Ala.
Nov. 30, 1996	L	81-91	San Juan, Puerto Rico
Nov. 17, 2010	W	95-84	Tuscaloosa, Ala.
Dec. 11, 2011	L	57-79	Raleigh, N.C.
Nov. 23, 2017	L	49-68	Fort Lauderdale, Fla.

<b>NORTH DAKOTA STATE</b> <b>1-1</b>			
Dec. 20, 2005	L	56-68	Fargo, N.D.
Dec. 30, 2006	W	78-53	Tuscaloosa, Ala.
<b>NORTH FLORIDA</b> <b>1-0</b>			
Dec. 14, 2015	W	69-47	Tuscaloosa, Ala.
<b>NORTH GEORGIA</b> <b>0-1</b>			
Feb. 7, 1975	L	57-70	Troy, Ala.
<b>NORTH TEXAS</b> <b>1-1</b>			
Dec. 7, 2011	L	63-69	Denton, Texas
Nov. 19, 2012	W	88-83 <sup>3OT</sup>	Tuscaloosa, Ala.
<b>NORTHERN IOWA</b> <b>1-0</b>			
Nov. 29, 2008	W	56-76	Reno, Nev.
<b>NORTHWESTERN</b> <b>1-1</b>			
Dec. 7, 1985	L	58-66	Evanston, Ill.
March 20, 2011	W	72-70	Evanston, Ill.
<b>NORTHWESTERN STATE</b> <b>7-0</b>			
Dec. 10, 1982	W	74-67	Ruston, La.
Jan. 2, 1987	W	94-92	Reno, Nev.
Jan. 16, 1996	W	74-69	Natchitoches, La.
Jan. 20, 1998	W	74-68	Natchitoches, La.
Nov. 13, 1998	W	93-65	Tuscaloosa, Ala.
Dec. 6, 2009	W	61-56	Tuscaloosa, Ala.
Nov. 18, 2011	W	78-52	Tuscaloosa, Ala.
<b>NOTRE DAME</b> <b>3-1</b>			
Jan. 16, 1983	W	71-56	Notre Dame, Ind.
Feb. 13, 1985	W	67-62	Tuscaloosa, Ala.
Dec. 3, 1994	W	105-87	Irvine, Calif.
March 22, 1997	L	71-87	Columbia, S.C.
<b>OKLAHOMA</b> <b>1-0</b>			
Dec. 28, 1995	W	71-62	Nassau, Bahamas
<b>OKLAHOMA STATE</b> <b>0-1</b>			
Dec. 21, 2000	L	54-58 <sup>OT</sup>	Nassau, Bahamas
<b>OLD DOMINION</b> <b>1-1</b>			
Dec. 5, 1998	W	79-68	Richmond, Va.
Nov. 24, 2011	L	76-77	St. Thomas, U.S.V.I.
<b>ORAL ROBERTS</b> <b>4-0</b>			
Feb. 20, 1992	W	100-75	Tuscaloosa, Ala.
Feb. 25, 1993	W	122-52	Tuscaloosa, Ala.
Jan. 2, 1997	W	70-65	Tuscaloosa, Ala.
Jan. 17, 1997	W	101-67	Tulsa, Okla.
<b>OREGON</b> <b>1-1</b>			
Nov. 29, 1979	L	73-94	Ruston, La.
Dec. 17, 1984	W	86-56	Portland, Ore.
<b>OREGON STATE</b> <b>1-1</b>			
Dec. 18, 1984	L	57-59	Portland, Ore.
March 13, 1994	W	96-86	Tuscaloosa, Ala.
<b>PENN STATE</b> <b>2-1</b>			
March 26, 1994	W	96-82	Austin, Texas
Dec. 19, 1996	W	68-47	Myrtle Beach, S.C.
Dec. 6, 1998	L	73-77	Richmond, Va.
<b>PENSACOLA JUNIOR COLLEGE</b> <b>1-0</b>			
Feb. 7, 1975	W	57-48	Troy, Ala.

## ALL-TIME SERIES RESULTS

**PEPPERDINE** **0-1**  
Nov. 24, 2001 L 79-81 Malibu, Calif.

**PORTLAND** **1-0**  
Dec. 16, 1984 W 90-72 Portland, Ore.

**PRESBYTERIAN** **2-0**  
Dec. 21, 2009 W 71-38 Tuscaloosa, Ala.  
Dec. 19, 2011 W 65-47 Tuscaloosa, Ala.

**PROVIDENCE** **2-1**  
Dec. 2, 2001 L 75-78 Providence, R.I.  
Dec. 3, 2002 W 72-56 Tuscaloosa, Ala.  
Nov. 27, 2010 W 82-80<sup>3OT</sup> Freeport, Bahamas

**PUERTO RICO-MAYAGUEZ** **1-0**  
Nov. 29, 1996 W 88-32 Mayaguez, Puerto Rico

**QUEENS COLLEGE** **1-0**  
Dec. 29, 1983 W 113-47 Flushing, N.Y.

**QUINNIPIAC** **0-1**  
Nov. 30, 2014 L 66-73 Uncasville, Conn.

**RICHMOND** **1-0**  
Dec. 3, 1995 W 85-57 Richmond, Va.

**ST. FRANCIS** **1-0**  
March 4, 1997 W 94-50 Miami, Fla.

**ST. JOHN'S** **1-2**  
Dec. 28, 1983 L 73-75 Flushing, N.Y.  
Dec. 30, 1988 L 54-65 Jamaica, N.Y.  
Nov. 19, 1999 W 77-50 East Lansing, Mich.

**ST. JOSEPH'S** **3-1**  
Dec. 5, 1987 W 80-69 Charlottesville, Va.  
Dec. 30, 1992 W 71-64 Philadelphia, Pa.  
March 16, 1997 W 61-52 Tuscaloosa, Ala.  
Dec. 29, 1997 L 69-74<sup>OT</sup> Philadelphia, Pa.

**ST. MARY'S** **3-1**  
Nov. 23, 1983 W 85-47 Moraga, Calif.  
Dec. 21, 1999 W 61-59 Moraga, Calif.  
Dec. 9, 2007 W 66-56 Tuscaloosa, Ala.  
Nov. 29, 2013 L 76-86 Moraga, Calif.

**ST. PETER'S** **3-0**  
Dec. 30, 1998 W 65-56 Jersey City, N.J.  
Dec. 31, 2000 W 86-77<sup>OT</sup> Jersey City, N.J.  
Dec. 30, 2002 W 62-57 Jersey City, N.J.

**SAM HOUSTON STATE** **1-0**  
Dec. 7, 2008 W 90-50 Tuscaloosa, Ala.

**SAMFORD** **7-2**  
Dec. 2, 1997 W 104-43 Tuscaloosa, Ala.  
Nov. 19, 1998 W 96-52 Birmingham, Ala.  
Nov. 23, 1999 W 88-51 Tuscaloosa, Ala.  
Nov. 17, 2000 W 53-46 Birmingham, Ala.  
Nov. 16, 2001 W 96-44 Tuscaloosa, Ala.  
Nov. 22, 2002 W 68-46 Birmingham, Ala.  
Nov. 10, 2006 W 62-53 Tuscaloosa, Ala.  
Nov. 13, 2007 L 46-48 Birmingham, Ala.  
Nov. 18, 2008 L 55-61 Tuscaloosa, Ala.

**SAN DIEGO STATE** **0-1**  
Dec. 28, 1994 L 76-79 Jamaica, N.Y.

**SAN FRANCISCO** **1-0**  
Nov. 24, 1990 W 76-61 Las Vegas, Nev.

**SANTA CLARA** **2-0**  
Dec. 29, 2003 W 77-65 Santa Clara, Calif.  
Nov. 21, 2005 W 77-71 Tuscaloosa, Ala.

**SAVANNAH STATE** **2-0**  
March 10, 1977 W 65-64 Cleveland, Miss.  
Dec. 2, 2006 W 102-48 Tuscaloosa, Ala.

**SETON HALL** **1-0**  
Nov. 25, 2011 W 62-56<sup>OT</sup> St. Thomas, U.S.V.I.

**SOUTH ALABAMA** **21-4**  
Jan. 20, 1975 W 70-40 Mobile, Ala.  
Feb. 11, 1975 W 79-58 Tuscaloosa, Ala.  
Feb. 14, 1977 W 77-44 Tuscaloosa, Ala.  
Feb. 21, 1977 W 90-58 Tuscaloosa, Ala.  
Jan. 16, 1978 W 76-50 Mobile, Ala.  
Feb. 6, 1978 W 91-50 Tuscaloosa, Ala.  
Feb. 24, 1978 W 96-61 Jacksonville, Ala.  
Nov. 20, 1978 W 66-46 Mobile, Ala.  
Jan. 25, 1979 W 97-78 Tuscaloosa, Ala.  
Jan. 28, 1980 L 56-72 Mobile, Ala.  
Feb. 22, 1980 L 54-64 Cleveland, Miss.  
Jan. 24, 1981 W 78-68 Tuscaloosa, Ala.  
Feb. 27, 1981 W 69-56 Troy, Ala.  
Dec. 7, 1981 W 79-48 Tuscaloosa, Ala.  
Jan. 15, 1982 W 70-56 Mobile, Ala.  
Jan. 12, 1983 W 81-56 Tuscaloosa, Ala.  
Feb. 3, 1983 W 80-63 Mobile, Ala.  
Jan. 18, 1993 W 94-65 Mobile, Ala.  
Jan. 26, 1994 W 92-54 Tuscaloosa, Ala.  
Dec. 1, 1998 W 96-55 Mobile, Ala.  
Nov. 30, 1999 W 82-54 Tuscaloosa, Ala.  
Nov. 28, 2000 W 53-46 Mobile, Ala.  
Dec. 9, 2001 W 63-61 Tuscaloosa, Ala.  
Dec. 18, 2002 L 57-79 Mobile, Ala.  
Dec. 30, 2005 L 48-56 Mobile, Ala.

**SOUTH CAROLINA** **15-24**  
Feb. 10, 1979 L 62-80 Columbia, S.C.  
Jan. 30, 1980 L 49-58 Tuscaloosa, Ala.  
Jan. 20, 1982 W 59-55 Tuscaloosa, Ala.  
March 16, 1988 L 63-77 Columbia, S.C.  
Jan. 11, 1992 W 80-74 Columbia, S.C.  
Jan. 9, 1993 W 87-67 Tuscaloosa, Ala.  
Jan. 22, 1994 W 94-77 Columbia, S.C.  
Jan. 22, 1995 W 85-62 Tuscaloosa, Ala.  
Feb. 22, 1996 W 75-68<sup>OT</sup> Columbia, S.C.  
Feb. 9, 1997 W 87-38 Tuscaloosa, Ala.  
Jan. 4, 1998 W 64-54 Columbia, S.C.  
Feb. 27, 1998 W 92-72 Columbus, Ga.  
Feb. 7, 1999 W 87-73 Tuscaloosa, Ala.  
Feb. 25, 1999 W 82-71 Chattanooga, Tenn.  
Feb. 17, 2000 W 69-67 Columbia, S.C.  
Jan. 14, 2001 L 67-82 Tuscaloosa, Ala.  
Feb. 14, 2002 L 54-69 Columbia, S.C.  
Feb. 9, 2003 L 34-48 Tuscaloosa, Ala.  
Jan. 11, 2004 W 74-71 Tuscaloosa, Ala.  
Feb. 12, 2004 L 51-77 Columbia, S.C.  
Jan. 20, 2005 W 75-62 Tuscaloosa, Ala.  
Feb. 20, 2005 L 57-66 Columbia, S.C.

Jan. 22, 2006 L 47-68 Tuscaloosa, Ala.  
Jan. 14, 2007 L 35-95 Columbia, S.C.  
Jan. 10, 2008 W 65-54 Tuscaloosa, Ala.  
Feb. 15, 2009 L 57-68 Columbia, S.C.  
Jan. 10, 2010 L 68-80 Tuscaloosa, Ala.  
Jan. 23, 2011 L 48-59 Columbia, S.C.  
Jan. 1, 2012 L 42-68 Columbia, S.C.  
Feb. 19, 2012 L 55-69 Tuscaloosa, Ala.  
March 1, 2012 L 38-57 Nashville, Tenn.  
Feb. 7, 2013 L 53-65 Tuscaloosa, Ala.  
March 7, 2013 L 35-77 Duluth, Ga.  
Jan. 19, 2014 L 51-77 Columbia, S.C.  
Jan. 8, 2015 L 59-102 Tuscaloosa, Ala.  
Jan. 29, 2015 L 54-85 Columbia, S.C.  
Feb. 22, 2016 L 66-46 Tuscaloosa, Ala.  
Jan. 1, 2017 L 45-93 Columbia, S.C.  
Feb. 8, 2018 L 66-79 Tuscaloosa, Ala.

**SOUTH DAKOTA STATE** **0-3**  
Jan. 5, 2005 L 83-86 Tuscaloosa, Ala.  
Dec. 18, 2005 L 69-78 Brookings, S.D.  
Dec. 28, 2006 L 54-65 Tuscaloosa, Ala.

**SOUTHEASTERN LOUISIANA** **8-2**  
Jan. 4, 1981 L 65-66 Hammond, La.  
Jan. 2, 1990 L 61-62 Hammond, La.  
Feb. 26, 1991 W 77-57 Tuscaloosa, Ala.  
Dec. 10, 2005 W 59-54 Tuscaloosa, Ala.  
Nov. 19, 2006 W 60-57 Tuscaloosa, Ala.  
Jan. 5, 2008 W 61-51 Tuscaloosa, Ala.  
Jan. 3, 2009 W 59-48 Hammond, La.  
Nov. 24, 2010 W 68-55 Tuscaloosa, Ala.  
Dec. 2, 2011 W 69-56 Tuscaloosa, Ala.  
Nov. 25, 2012 W 97-62 Tuscaloosa, Ala.

**SOUTHERN** **4-0**  
Jan. 5, 1985 W 85-60 Tuscaloosa, Ala.  
Dec. 1, 1989 W 91-40 Houston, Texas  
Dec. 29, 2005 W 66-51 Mobile, Ala.  
March 14, 2018 W 69-56 Tuscaloosa, Ala.

**SMU** **2-0**  
Dec. 21, 2001 W 85-69 Cancun, Mexico  
Dec. 17, 2017 W 59-44 Tuscaloosa, Ala.

**SOUTHERN MISS** **3-3**  
Dec. 6, 1980 L 73-75 Hattiesburg, Miss.  
Feb. 11, 1982 L 60-71 Tuscaloosa, Ala.  
Dec. 20, 1987 W 88-76 Tuscaloosa, Ala.  
Dec. 3, 1988 L 79-84 Hattiesburg, Miss.  
Dec. 30, 2009 W 87-61 Tuscaloosa, Ala.  
Dec. 28, 2010 W 88-78 Hattiesburg, Miss.

**STANFORD** **0-2**  
March 23, 1996 L 76-78<sup>OT</sup> Seattle, Wash.  
Nov. 17, 1997 L 65-74 Palo Alto, Calif.

**STEPHEN F. AUSTIN** **4-1**  
Feb. 8, 1985 W 78-57 Nacogdoches, Texas  
Jan. 4, 1986 W 88-36 Tuscaloosa, Ala.  
Dec. 6, 1986 W 75-68 Nacogdoches, Texas  
Dec. 17, 1997 L 87-89 Las Cruces, N.M.  
Nov. 30, 2002 W 69-56 San Antonio, Texas

**STILLMAN** **2-0**  
Dec. 3, 1975 W 61-30 Tuscaloosa, Ala.  
Jan. 12, 1976 W 80-55 Tuscaloosa, Ala.



# RECORDS & HISTORY

## ALL-TIME SERIES RESULTS

### TALLADEGA **4-6**

Jan. 14, 1975	L	66-90	Tuscaloosa, Ala.
Jan. 28, 1975	L	51-80	Talladega, Ala.
Jan. 24, 1976	L	55-107	Talladega, Ala.
Feb. 7, 1976	L	76-86	Tuscaloosa, Ala.
March 1, 1976	L	77-105	Troy, Ala.
Jan. 29, 1977	W	97-76	Tuscaloosa, Ala.
Feb. 18, 1977	L	69-72	Talladega, Ala.
Jan. 14, 1978	W	75-55	Tuscaloosa, Ala.
Feb. 18, 1978	W	57-48	Talladega, Ala.
Feb. 25, 1978	W	81-61	Jacksonville, Ala.

### TEMPLE **1-0**

Nov. 23, 2014	W	58-51	Lawrence, Kan.
---------------	---	-------	----------------

### TENNESSEE **6-49**

Jan. 22, 1977	L	57-83	Knoxville, Tenn.
Feb. 11, 1978	L	53-72	Tuscaloosa, Ala.
Jan. 17, 1979	L	52-85	Knoxville, Tenn.
Jan. 10, 1980	L	68-88	Tuscaloosa, Ala.
Nov. 28, 1980	L	62-74	Orlando, Fla.
Jan. 30, 1981	W	77-71	Baton Rouge, La.
Feb. 8, 1981	L	54-68	Knoxville, Tenn.
March 4, 1983	L	73-91	Knoxville, Tenn.
March 3, 1984	W	85-66	Athens, Ga.
March 23, 1984	L	58-65	Knoxville, Tenn.
Jan. 18, 1986	L	71-89	Knoxville, Tenn.
Feb. 26, 1987	L	77-108	Tuscaloosa, Ala.
Jan. 23, 1988	L	70-97	Knoxville, Tenn.
Feb. 26, 1989	L	65-81	Tuscaloosa, Ala.
March 4, 1989	L	61-89	Albany, Ga.
Feb. 24, 1990	L	65-80	Knoxville, Tenn.
Jan. 9, 1991	L	61-86	Tuscaloosa, Ala.
Jan. 26, 1992	L	72-82	Knoxville, Tenn.
Jan. 23, 1993	L	74-86	Tuscaloosa, Ala.
Feb. 5, 1994	L	69-85	Knoxville, Tenn.
March 6, 1994	L	56-72	Chattanooga, Tenn.
Feb. 7, 1995	L	44-95	Tuscaloosa, Ala.
March 5, 1995	L	70-84	Chattanooga, Tenn.
Jan. 28, 1996	L	69-81	Knoxville, Tenn.
March 4, 1996	L	60-64	Chattanooga, Tenn.
Jan. 26, 1997	L	60-63	Tuscaloosa, Ala.
Feb. 1, 1998	L	68-73	Knoxville, Tenn.
March 1, 1998	L	63-67	Columbus, Ga.
Jan. 31, 1999	L	73-85	Tuscaloosa, Ala.
Feb. 27, 1999	L	69-80	Chattanooga, Tenn.
Feb. 6, 2000	L	47-65	Knoxville, Tenn.
Feb. 4, 2001	L	75-97	Tuscaloosa, Ala.
March 2, 2001	L	52-82	Memphis, Tenn.
Jan. 20, 2002	L	57-82	Knoxville, Tenn.
Jan. 16, 2003	L	45-88	Tuscaloosa, Ala.
Jan. 18, 2004	L	51-72	Knoxville, Tenn.
Feb. 27, 2005	L	81-94	Tuscaloosa, Ala.
Jan. 29, 2006	L	54-89	Knoxville, Tenn.
Feb. 19, 2006	L	65-82	Tuscaloosa, Ala.
Jan. 3, 2007	L	36-72	Knoxville, Tenn.
Jan. 28, 2007	L	51-80	Tuscaloosa, Ala.
Feb. 21, 2008	L	58-85	Tuscaloosa, Ala.
Feb. 12, 2009	L	61-80	Knoxville, Tenn.
March 5, 2009	L	49-68	North Little Rock, Ark.
Feb. 18, 2010	L	67-74	Tuscaloosa, Ala.
Jan. 6, 2011	L	45-110	Knoxville, Tenn.
Jan. 26, 2012	L	56-86	Tuscaloosa, Ala.
Jan. 20, 2013	L	69-96	Knoxville, Tenn.
Feb. 2, 2014	L	54-64	Tuscaloosa, Ala.
Feb. 19, 2015	L	56-77	Knoxville, Tenn.
Jan. 31, 2016	L	42-70	Knoxville, Tenn.

Feb. 28, 2016	W	54-46	Tuscaloosa, Ala.
Feb. 16, 2017	W	65-57	Tuscaloosa, Ala.
March 2, 2017	W	72-64	Greenville, S.C.
Feb. 15, 2018	W	72-63	Knoxville, Tenn.

### TENNESSEE STATE **7-0**

Nov. 19, 1984	W	91-46	Tuscaloosa, Ala.
Nov. 22, 1985	W	89-81	Nashville, Tenn.
Jan. 9, 1987	W	84-28	Tuscaloosa, Ala.
Nov. 27, 1987	W	103-56	Nashville, Tenn.
Nov. 29, 1988	W	107-43	Tuscaloosa, Ala.
March 4, 1995	W	94-60	Tuscaloosa, Ala.
Nov. 12, 2010	W	82-55	Tuscaloosa, Ala.

### TENNESSEE TECH **5-3**

Dec. 17, 1988	L	57-66	Tuscaloosa, Ala.
Feb. 5, 1990	L	63-74	Cookeville, Tenn.
March 18, 1992	W	100-87	Tuscaloosa, Ala.
Dec. 15, 2003	W	83-61	Tuscaloosa, Ala.
Dec. 11, 2004	W	62-59	Cookeville, Tenn.
Nov. 17, 2006	W	71-56	Tuscaloosa, Ala.
Nov. 30, 2007	L	47-53	Cookeville, Tenn.
Nov. 13, 2009	W	73-68	Corpus Christi, Texas

### TEXAS **0-2**

Nov. 26, 1983	L	56-82	Austin, Texas
Dec. 7, 1984	L	53-85	Las Vegas, Nev.

### TEXAS A&M **0-7**

Jan. 3, 2013	L	52-91	College Station, Texas
Jan. 5, 2014	L	58-73	College Station, Texas
Feb. 16, 2014	L	46-71	Tuscaloosa, Ala.
Feb. 16, 2015	L	49-70	College Station, Texas
Jan. 28, 2016	L	56-59	Tuscaloosa, Ala.
Feb. 9, 2017	L	48-69	College Station, Texas
Jan. 18, 2018	L	54-73	Tuscaloosa, Ala.

### TEXAS A&M-CORPUS CHRISTI **0-1**

Nov. 14, 2010	L	90-96 <sup>OT</sup>	Corpus Christi, Texas
---------------	---	---------------------	-----------------------

### TEXAS-ARLINGTON **1-0**

Dec. 10, 1994	W	99-62	Arlington, Texas
---------------	---	-------	------------------

### TCU **2-0**

Dec. 29, 1998	W	92-71	Jersey City, N.J.
Dec. 1, 2017	L	67-88	Fort Worth, Texas

### TEXAS PAN-AMERICAN **1-0**

Nov. 26, 1988	W	88-29	Norman, Okla.
---------------	---	-------	---------------

### TEXAS-SAN ANTONIO **3-0**

Dec. 5, 1986	W	77-72	Nachogdoches, Texas
Nov. 29, 2002	W	61-55	San Antonio, Texas
Dec. 5, 2003	W	76-63	Tuscaloosa, Ala.

### TEXAS TECH **1-2**

Dec. 9, 1986	L	89-94 <sup>2OT</sup>	Tuscaloosa, Ala.
Jan. 2, 1988	L	64-74	Lubbock, Texas
March 25, 1994	W	73-68	Austin, Texas

### TOLEDO **0-1**

March 22, 2011	L	59-74	Toledo, Ohio
----------------	---	-------	--------------

### TROY **17-3**

Dec. 7, 1974	W	79-64	Athens, Ala.
Jan. 17, 1975	L	71-74	Troy, Ala.
Feb. 8, 1975	L	81-82	Troy, Ala.

Feb. 17, 1975	W	74-61	Tuscaloosa, Ala.
Jan. 7, 1978	W	73-47	Troy, Ala.
Jan. 10, 1979	L	65-80	Tuscaloosa, Ala.
Nov. 27, 1979	W	90-72	Tuscaloosa, Ala.
Feb. 10, 1981	W	81-69	Troy, Ala.
Nov. 18, 1982	W	81-60	Tuscaloosa, Ala.
Jan. 26, 1983	W	78-57	Troy, Ala.
Nov. 28, 1983	W	68-47	Tuscaloosa, Ala.
Nov. 17, 1984	W	78-55	Tuscaloosa, Ala.
Jan. 30, 1985	W	76-68	Troy, Ala.
Dec. 14, 1985	W	70-47	Troy, Ala.
Dec. 13, 1986	W	85-64	Troy, Ala.
Jan. 12, 1994	W	119-43	Troy, Ala.
Feb. 28, 1994	W	101-66	Tuscaloosa, Ala.
Nov. 20, 2001	W	101-58	Tuscaloosa, Ala.
Dec. 15, 2012	W	80-71	Troy, Ala.
Dec. 20, 2013	W	113-105	Tuscaloosa, Ala.

### TULANE **8-4**

Dec. 10, 1982	W	66-58	Ruston, La.
Jan. 4, 1989	W	80-64	Tuscaloosa, Ala.
Jan. 22, 1989	W	69-67	New Orleans, La.
Jan. 3, 1990	W	71-63	New Orleans, La.
Nov. 22, 1991	W	81-58	New Orleans, La.
Jan. 26, 1993	W	90-74	Tuscaloosa, Ala.
Dec. 2, 1999	L	69-81	New Orleans, La.
Nov. 22, 2000	W	64-63	Tuscaloosa, Ala.
Dec. 9, 2006	L	68-83	New Orleans, La.
Nov. 10, 2007	L	56-64	Tuscaloosa, Ala.
March 16, 2016	L	52-53	New Orleans, La.
March 23, 2017	W	72-64	Tuscaloosa, Ala.

### TUSKEGEE **3-2**

Feb. 1, 1975	W	62-58	Tuscaloosa, Ala.
Jan. 17, 1976	W	101-40	Tuscaloosa, Ala.
Nov. 14, 1977	L	80-83	Tuskegee, Ala.
Nov. 29, 1978	L	72-76	Tuscaloosa, Ala.
Nov. 30, 1990	W	106-41	Birmingham, Ala.

### UAB **14-7**

Dec. 18, 1978	L	82-86	Birmingham, Ala.
Jan. 27, 1979	W	95-89	Tuscaloosa, Ala.
Feb. 23, 1979	W	69-68 <sup>OT</sup>	Troy, Ala.
Dec. 8, 1979	W	75-65	Birmingham, Ala.
Jan. 17, 1980	L	69-72	Tuscaloosa, Ala.
Feb. 23, 1980	L	62-70	Cleveland, Miss.
Dec. 17, 1980	W	77-76	Birmingham, Ala.
Jan. 26, 1980	W	91-81	Tuscaloosa, Ala.
Nov. 24, 1981	L	71-74	Tuscaloosa, Ala.
Jan. 25, 1982	L	59-75	Birmingham, Ala.
Jan. 6, 1986	W	88-58	Birmingham, Ala.
Feb. 17, 1986	W	82-69	Tuscaloosa, Ala.
Nov. 29, 1986	W	76-49	Atlanta, Ga.
Jan. 29, 1987	W	79-58	Tuscaloosa, Ala.
Dec. 13, 1987	W	76-67	Birmingham, Ala.
Dec. 13, 1989	W	65-60	Tuscaloosa, Ala.
Jan. 7, 1991	W	84-70	Birmingham, Ala.
Dec. 13, 1998	W	97-80	Birmingham, Ala.
March 18, 2001	L	72-84	Birmingham, Ala.
Dec. 7, 2004	W	74-55	Tuscaloosa, Ala.
Dec. 6, 2005	L	62-70	Birmingham, Ala.

### UCF **6-0**

Feb 5, 1995	W	95-63	Tuscaloosa, Ala.
Nov. 24, 1995	W	87-58	Tuscaloosa, Ala.
Dec. 19, 2003	W	63-41	Orlando, Fla.
Dec. 3, 2008	W	67-53	Tuscaloosa, Ala.

## ALL-TIME SERIES RESULTS

Dec. 14, 2009 W 64-62 Orlando, Fla.  
 March 18, 2018 W 80-61 Tuscaloosa, Ala.

**UCLA** 1-0

March 15, 1998 W 75-74 Tuscaloosa, Ala.

**UNION (Ky.)** 2-0

Feb. 15, 1988 W 84-78 Tuscaloosa, Ala.  
 Jan. 17, 1989 W 83-57 Jackson, Tenn.

**UNC ASHEVILLE** 1-0

Dec. 29, 1994 W 119-46 Jamaica, N.Y.

**UNC GREENSBORO** 2-0

Dec. 21, 1995 W 89-62 Burlington, Vt.  
 March 13, 1998 W 94-46 Tuscaloosa, Ala.

**UNLV** 0-1

Nov. 23, 1990 L 62-80 Las Vegas, Nev.

**UPPER IOWA** 1-0

Jan. 3, 1980 W 77-41 Miami, Fla.

**USC UPSTATE** 1-0

Dec. 2, 2014 W 74-65 Tuscaloosa, Ala.

**UTAH** 1-0

Nov. 13, 2017 W 65-60 Tuscaloosa, Ala.

**UTAH VALLEY** 1-0

Nov. 28, 2015 W 67-60 Reno, Nev.

**UTEP** 1-0

Dec. 20, 2016 W 78-60 Niceville, Fla.

**UT MARTIN** 1-2

Dec. 4, 2013 L 57-75 Tuscaloosa, Ala.  
 Dec. 4, 2014 W 68-55 Tuscaloosa, Ala.  
 Dec. 2, 2015 L 65-83 Martin, Tenn.

**VALDOSTA STATE** 0-5

March 12, 1977 L 85-99 Cleveland, Miss.  
 Nov. 17, 1977 L 72-74 Valdosta, Ga.  
 Feb. 5, 1979 L 87-96 Tuscaloosa, Ala.  
 March 8, 1979 L 68-80 Auburn, Ala.  
 Jan. 7, 1980 L 65-74 Valdosta, Ga.

**VANDERBILT** 14-34

March 2, 1978 W 88-69 Starkville, Miss.  
 Jan. 6, 1979 W 88-66 Starkville, Miss.  
 Jan. 15, 1979 W 72-67 Tuscaloosa, Ala.  
 Feb. 12, 1979 L 74-82 Nashville, Tenn.  
 Feb. 7, 1980 W 69-53 Knoxville, Tenn.  
 Nov. 19, 1980 W 96-73 Tuscaloosa, Ala.  
 Jan. 16, 1984 L 74-84 Nashville, Tenn.  
 March 4, 1984 W 83-73 Athens, Ga.  
 Feb. 24, 1985 L 85-87<sup>OT</sup> Tuscaloosa, Ala.  
 Jan. 23, 1986 L 75-84 Nashville, Tenn.  
 Jan. 11, 1987 L 84-90 Tuscaloosa, Ala.  
 Feb. 18, 1988 L 65-71 Nashville, Tenn.  
 Feb. 4, 1989 L 79-91 Tuscaloosa, Ala.  
 Feb. 3, 1990 L 98-74 Nashville, Tenn.  
 Jan. 12, 1991 W 73-63 Tuscaloosa, Ala.  
 Dec. 15, 1991 L 51-94 Nashville, Tenn.  
 Dec. 13, 1992 L 70-87 Tuscaloosa, Ala.  
 Jan. 9, 1994 L 73-77 Nashville, Tenn.  
 Jan. 8, 1995 W 71-63 Tuscaloosa, Ala.

Feb. 19, 1996 L 59-73 Nashville, Tenn.  
 Feb. 23, 1997 W 70-60 Tuscaloosa, Ala.

Feb. 22, 1998 L 79-81 Nashville, Tenn.

Feb. 21, 1999 W 102-59 Tuscaloosa, Ala.

Feb. 20, 2000 L 63-68 Tuscaloosa, Ala.

Feb. 18, 2001 L 56-68 Nashville, Tenn.

Jan. 17, 2002 L 46-69 Tuscaloosa, Ala.

Feb. 6, 2003 L 69-80 Nashville, Tenn.

Feb. 8, 2004 W 81-68 Tuscaloosa, Ala.

Feb. 24, 2005 L 53-64 Nashville, Tenn.

Feb. 2, 2006 L 53-65 Tuscaloosa, Ala.

March 2, 2006 L 62-84 North Little Rock, Ark.

Feb. 4, 2007 L 51-91 Nashville, Tenn.

Feb. 10, 2008 L 47-92 Tuscaloosa, Ala.

March 2, 2008 L 54-83 Nashville, Tenn.

Jan. 8, 2009 L 76-85 Tuscaloosa, Ala.

Feb. 1, 2009 L 64-88 Nashville, Tenn.

Jan. 28, 2010 L 61-70 Nashville, Tenn.

Jan. 13, 2011 L 66-82 Tuscaloosa, Ala.

Feb. 26, 2012 L 54-67 Nashville, Tenn.

Jan. 27, 2013 L 58-67 Tuscaloosa, Ala.

Feb. 23, 2014 W 66-62 Nashville, Tenn.

Jan. 25, 2015 L 52-55 Tuscaloosa, Ala.

March 4, 2015 L 56-66 Little Rock, Ark.

Jan. 10, 2016 L 48-54 Tuscaloosa, Ala.

Jan. 25, 2016 L 52-67 Nashville, Tenn.

Jan. 26, 2017 L 80-87 Nashville, Tenn.

March 1, 2017 W 77-57 Greenville, S.C.

Jan. 21, 2018 W 77-75 Tuscaloosa, Ala.

**VERMONT** 1-0

Dec. 22, 1995 W 73-52 Burlington, Vt.

**VILLANOVA** 2-1

Dec. 29, 1989 L 69-74 Villanova, Pa.

Nov. 25, 1994 W 73-57 Tuscaloosa, Ala.

Dec. 30, 2001 W 70-61 Villanova, Pa.

**VIRGINIA** 1-2

Dec. 4, 1987 L 58-81 Charlottesville, Va.

Nov. 25, 2005 L 48-69 St. Thomas, U.S.V.I.

Dec. 21, 2012 W 73-70<sup>2OT</sup> Tuscaloosa, Ala.

**VIRGINIA TECH** 0-3

Dec. 7, 2003 L 51-68 Tuscaloosa, Ala.

Dec. 4, 2004 L 59-72 Blacksburg, Va.

March 25, 2018 L 67-74 Blacksburg, Va.

**WASHINGTON** 1-1

Nov. 27, 2004 W 76-56 Seattle, Wash.

Nov. 18, 2005 L 52-56 Tuscaloosa, Ala.

**WASHINGTON STATE** 1-0

Nov. 24, 2007 W 66-37 Freeport, Bahamas

**WAYLAND BAPTIST** 0-1

March 22, 1977 L 59-89 Amarillo, Texas

**WEST ALABAMA** 1-0

Nov. 4, 2016 W 86-34 Tuscaloosa, Ala.

**WEST FLORIDA** 2-0

Nov. 17, 1983 W 84-56 Pensacola, Fla.

Dec. 3, 1984 W 78-32 Tuscaloosa, Ala.

**WEST VIRGINIA** 0-1

Nov. 25, 1988 L 66-75 Hattiesburg, Miss.

**WESTERN KENTUCKY** 3-5

Jan. 23, 1976 L 56-58 Tuscaloosa, Ala.

Jan. 31, 1977 L 73-75 Bowling Green, Ky.

Jan. 9, 1983 W 82-48 Tuscaloosa, Ala.

Jan. 14, 1984 L 66-69 Bowling Green, Ky.

Nov. 30, 1987 L 63-66 Bowling Green, Ky.

Dec. 28, 1989 W 75-68 Villanova, Pa.

March 21, 1992 L 68-98 Bowling Green, Ky.

Dec. 28, 1995 W 70-64 Nassau, Bahamas

**WISCONSIN** 1-1

Dec. 1, 2012 L 50-69 Madison, Wis.

Nov. 21, 2013 W 70-62 Tuscaloosa, Ala.

**WOFFORD** 0-1

Dec. 17, 2012 L 52-58 Tuscaloosa, Ala.

**XAVIER** 3-0

Dec. 27, 1983 W 102-42 Flushing, N.Y.

Jan. 28, 1992 W 86-77 Cincinnati, Ohio

Jan. 5, 1993 W 95-76 Tuscaloosa, Ala.

**YALE** 1-0

Dec. 30, 2004 W 78-60 Bethlehem, Pa.

# RECORDS & HISTORY

## YEAR-BY-YEAR RESULTS

### 1974-75

Record: 13-12  
Coach: Stephanie Schleuder

Dec. 6	W	78-50	Athens !	A
Dec. 6	W	77-53	Judson !	N
Dec. 7	W	79-64	Troy !	N
Jan. 8	W	64-51	Montevallo	A
Jan. 14	L	66-90	Talladega	H
Jan. 16	W	71-63	Judson	H
Jan. 17	L	71-74	Troy	A
Jan. 20	W	70-40	South Alabama	A
Jan. 28	L	51-80	Talladega	A
Jan. 30	L	57-63	Judson	A
Feb. 1	W	48-35	Athens @	H
Feb. 1	W	62-58	Tuskegee @	H
Feb. 1	W	80-52	North Alabama	A
Feb. 3	L	57-70	North Alabama #	N
Feb. 3	W	57-48	Pensacola J.C. #	N
Feb. 7	L	81-82	Troy #	A
Feb. 8	W	79-58	South Alabama	H
Feb. 14	L	71-93	Auburn	A
Feb. 17	W	74-61	Troy	H
Feb. 21	W	52-51	North Alabama \$	N
Feb. 21	L	60-78	Auburn \$	A
Feb. 22	L	29-61	Judson \$	N
March 1	L	74-79	Auburn	H
March 7	L	65-66	Flagler %	N
March 7	L	58-103	Mississippi College %	N

! Athens Invitational (Athens, Ala.)  
@ Alabama Invitational (Tuscaloosa, Ala.)  
# Troy State Invitational (Troy, Ala.)  
\$ AIAW Championship (Auburn, Ala.)  
% AIAW Region Championship (Athens, Ala.)

### 1975-76

Record: 13-9  
Coach: Stephanie Schleuder

Nov. 17	L	54-76	Auburn	A
Dec. 3	W	61-30	Stillman	H
Jan. 10	W	61-57	Memphis	H
Jan. 12	W	80-55	Stillman	A
Jan. 13	W	65-46	Montevallo	A
Jan. 17	W	101-40	Tuskegee	H
Jan. 19	W	73-63	Judson	H
Jan. 23	L	56-58	Western Kentucky	H
Jan. 24	L	55-107	Talladega	A
Jan. 26	W	74-67	Alabama State	H
Jan. 30	W	72-43	North Alabama !	H
Jan. 31	L	66-73	Georgia Southern !	H
Feb. 2	L	66-76	Alabama State	A
Feb. 7	L	76-86	Talladega	H
Feb. 9	W	106-64	Montevallo	H
Feb. 13	W	80-49	Lambuth	A
Feb. 14	L	62-94	Memphis	A
Feb. 16	W	84-73	Judson	A
March 1	W	71-62	Auburn @	N
March 1	L	77-105	Talladega @	N
March 10	W	90-74	Auburn	H
March 11	L	56-64	Florida #	N

! Alabama Invitational (Tuscaloosa, Ala.)  
@ AIAW Championship (Troy, Ala.)  
# AIAW Region Championship (Cleveland, Miss.)

### 1976-77

Record: 13-15  
Coach: Stephanie Schleuder

Nov. 29	W	86-81	Auburn	H
Dec. 16	W	65-59	Auburn	A

Jan. 5	W	78-72	Florida	A
Jan. 7	L	73-78	Memphis	H
Jan. 8	L	80-81	LSU	H
Jan. 10	L	70-73	Ole Miss	H
Jan. 15	L	74-110	Mississippi State	A
Jan. 17	W	92-74	Florida	H
Jan. 22	L	57-83	Tennessee	A
Jan. 24	W	77-62	Georgia	A
Jan. 28	W	82-79	Mississippi College	H
Jan. 29	W	97-76	Talladega	H
Jan. 31	L	73-75	Western Kentucky	A
Feb. 4	L	90-97	Mississippi College	A
Feb. 5	L	75-99	LSU	A
Feb. 7	L	55-76	Ole Miss	A
Feb. 12	W	88-66	Mississippi State	H
Feb. 14	W	77-44	South Alabama	H
Feb. 18	L	69-72	Talladega	A
Feb. 19	W	95-43	Judson	H
Feb. 21	W	90-58	South Alabama	A
Feb. 24	W	81-66	Auburn !	H
March 10	W	65-64	Savannah State @	N
March 11	L	47-81	Delta State @	A
March 12	L	85-99	Valdosta State @	N
March 22	L	59-89	Wayland Baptist #	N
March 23	L	73-88	Belmont #	N
March 24	L	75-84	Indiana State #	N

! AIAW Championship (Tuscaloosa, Ala.)  
@ AIAW Region Championship (Cleveland, Miss.)  
# NWIT (Amarillo, Texas)

### 1977-78

Record: 21-10  
Coach: Ed Nixon

Nov. 14	L	80-83	Tuskegee	A
Nov. 17	L	72-74	Valdosta State	A
Nov. 28	L	65-101	Memphis	A
Nov. 30	W	67-50	Auburn	H
Dec. 3	W	75-69	Middle Tennessee	A
Dec. 5	L	70-87	Ole Miss	H
Dec. 11	W	77-31	Montevallo	A
Dec. 19	W	68-58	Georgia State	A
Jan. 4	L	60-84	LSU	H
Jan. 7	W	73-47	Troy	A
Jan. 8	W	75-61	Mississippi State	H
Jan. 14	W	75-55	Talladega	H
Jan. 16	W	76-50	South Alabama	A
Jan. 20	W	66-62	Kentucky !	A
Jan. 21	W	77-72	North Carolina !	N
Jan. 23	W	78-56	Jacksonville State	H
Jan. 28	W	56-48	Auburn	A
Jan. 30	W	70-56	Florida	A
Feb. 4	W	60-56	Mississippi State	A
Feb. 6	W	91-50	South Alabama	H
Feb. 11	L	53-72	Tennessee	H
Feb. 13	W	73-56	Florida	H
Feb. 15	L	46-53	Ole Miss	A
Feb. 18	W	57-48	Talladega	A
Feb. 20	W	87-47	Judson	A
Feb. 24	W	96-61	South Alabama @	N
Feb. 25	W	81-61	Talladega @	N
March 2	W	88-69	Vanderbilt #	N
March 3	L	71-73	Ole Miss #	N
March 4	L	71-80	Florida #	N
March 9	L	61-74	Delta State \$	N

! Kentucky Invitational (Lexington, Ky.)  
@ AIAW Championship (Jacksonville, Ala.)  
# Lady Bulldog Classic (Starkville, Miss.)  
\$ AIAW Region III Championship (Tallahassee, Fla.)

### 1978-79

Record: 13-13  
Coach: Ed Nixon

Nov. 18	L	57-106	LSU	A
Nov. 20	W	66-46	South Alabama	A
Nov. 29	L	72-76	Tuskegee	H
Dec. 4	W	90-84	Middle Tennessee	H
Dec. 18	L	82-86	UAB	A
Jan. 4	W	86-67	Auburn !	N
Jan. 5	L	82-100	Ole Miss !	N
Jan. 6	W	88-66	Vanderbilt !	N
Jan. 10	L	65-80	Troy	H
Jan. 13	W	83-70	Kentucky	H
Jan. 15	W	72-67	Vanderbilt	H
Jan. 17	L	52-85	Tennessee	A
Jan. 20	L	64-75	Auburn	A
Jan. 22	L	80-88	Florida	A
Jan. 25	W	97-78	South Alabama	H
Jan. 27	W	95-89	UAB	H
Feb. 3	W	81-65	Georgia	H
Feb. 5	L	87-96	Valdosta State	H
Feb. 10	L	62-80	South Carolina	A
Feb. 12	L	74-82	Vanderbilt	A
Feb. 14	L	84-92	Georgia State	H
Feb. 17	W	62-55	Auburn	H
Feb. 19	W	72-69	Memphis	H
Feb. 23	W	69-68	UAB <sup>OT</sup> @	N
Feb. 24	W	80-72	Auburn @	N
March 8	L	68-80	Valdosta State #	N

! Lady Bulldog Classic (Starkville, Miss.)  
@ AIAW Championship (Troy, Ala.)  
# AIAW Region III Championship (Auburn, Ala.)

### 1979-80

Record: 12-15  
Coach: Ed Nixon

Nov. 27	W	90-72	Troy	H
Nov. 29	L	73-94	Oregon !	N
Nov. 30	L	72-75	Mississippi State !	N
Dec. 6	W	95-65	Alabama-Huntsville	H
Dec. 8	W	75-65	UAB	A
Dec. 15	W	85-79	Alabama State	A
Jan. 3	W	77-41	Upper Iowa @	N
Jan. 4	W	73-61	Miami (Fla.) @	A
Jan. 5	L	72-74	Edinboro @	N
Jan. 5	L	50-62	Army @	N
Jan. 7	L	65-74	Valdosta State	A
Jan. 10	L	68-88	Tennessee	H
Jan. 12	W	88-61	Florida State	H
Jan. 14	W	104-72	Alabama-Huntsville	A
Jan. 17	L	69-72	UAB	H
Jan. 19	W	85-66	Florida	N
Jan. 23	L	71-77	Auburn	A
Jan. 26	L	54-68	Arkansas	A
Jan. 28	L	56-72	South Alabama	A
Jan. 30	L	47-58	South Carolina	H
Feb. 2	L	70-72	Ole Miss	A
Feb. 7	W	69-53	Vanderbilt #	N
Feb. 8	L	69-77	Kentucky #	N
Feb. 14	W	76-71	Miss. Univ. for Women	H
Feb. 16	W	79-58	LSU	H
Feb. 22	L	54-64	South Alabama \$	N
Feb. 23	L	62-70	UAB \$	N

! Louisiana Tech Invitational (Ruston, La.)  
@ Miami Jamboree (Miami, Fla.)  
# SEC Division Championship (Knoxville, Tenn.)  
\$ AIAW Championship (Cleveland, Miss.)

RECORDS & HISTORY

## YEAR-BY-YEAR RESULTS

### 1980-81

Record: 21-12  
Coach: Ann Cronic

Nov. 19	W	96-73	Vanderbilt	H
Nov. 24	W	97-54	Belhaven	H
Nov. 28	L	62-74	Tennessee !	N
Nov. 28	L	76-77	Florida State !	N
Dec. 2	W	94-44	Alabama State	H
Dec. 6	L	73-75	Southern Miss	A
Dec. 15	W	89-66	Florida	H
Dec. 17	W	77-76	UAB	A
Jan. 3	L	68-80	LSU	A
Jan. 4	L	65-66	Southeastern Louisiana	A
Jan. 7	L	67-69	Missouri	H
Jan. 9	W	72-61	Georgia @	N
Jan. 10	L	72-79	Clemson @	H
Jan. 12	W	66-65	Auburn	H
Jan. 14	L	69-75	Mississippi State	H
Jan. 17	W	70-65	Arkansas	H
Jan. 22	W	80-61	Alabama-Huntsville	A
Jan. 24	W	78-68	South Alabama	H
Jan. 26	W	91-81	UAB	H
Jan. 29	W	67-54	Florida #	N
Jan. 30	W	77-71	Tennessee #	N
Jan. 31	W	80-66	Georgia #	N
Feb. 1	L	50-61	Auburn #	N
Feb. 3	W	75-62	Miss. Univ. for Women	A
Feb. 5	W	87-53	Alabama-Huntsville	H
Feb. 6	W	95-51	Freed-Hardeman	H
Feb. 8	L	54-68	Tennessee	A
Feb. 10	W	81-69	Troy	A
Feb. 14	W	95-63	Florida	N
Feb. 18	W	75-73	Mississippi State <sup>20T</sup>	A
Feb. 27	W	69-56	South Alabama \$	N
Feb. 28	L	50-67	Auburn \$	N
March 4	L	72-76	Mississippi College %	H

! Lady Sunshine Tournament (Orlando, Fla.)

@ Lady Tiger Invitational (Clemson, S.C.)

# SEC Championship (Baton Rouge, La.)

\$ AIAW Championship (Troy, Ala.)

% AIAW Region III Championship (Tuscaloosa, Ala.)

### 1981-82

Record: 17-11  
Coach: Ken Weeks

Nov. 10	W	64-62	Belhaven	A
Nov. 19	L	79-85	Chattanooga	A
Nov. 24	L	71-74	UAB	H
Dec. 3	W	72-63	Livingston	H
Dec. 5	W	71-54	Georgia State	H
Dec. 7	W	79-48	South Alabama	H
Dec. 11	L	56-69	Memphis !	N
Dec. 12	W	93-55	Idaho State !	N
Dec. 18	W	89-59	Chattanooga	N
Jan. 4	W	75-68	Georgia State	A
Jan. 6	W	76-62	Mississippi State	A
Jan. 8	W	71-68	Charleston @	N
Jan. 9	L	59-63	Carson-Newman @	A
Jan. 11	W	93-89	Ole Miss <sup>20T</sup>	H
Jan. 15	W	70-56	South Alabama	A
Jan. 16	W	59-58	Florida	N
Jan. 20	W	59-55	South Carolina	H
Jan. 22	W	85-49	Carson-Newman	H
Jan. 25	L	59-75	UAB	A
Jan. 27	L	56-72	Auburn	A

Feb. 3	W	87-65	Mississippi State	H
Feb. 6	L	53-65	Ole Miss	A
Feb. 11	L	60-71	Southern Miss	H
Feb. 13	W	80-78	LSU	H
Feb. 16	W	69-66	Livingston	A
Feb. 20	L	64-76	LSU	A
Feb. 22	L	59-63	Auburn	H
Feb. 26	L	76-82	Kentucky #	A

! Mid America Classic (Columbia, Mo.)  
@ Rotary Classic (Jefferson City, Tenn.)  
# SEC Championships (Lexington, Ky.)

### 1982-83

Record: 16-13 (2-6 SEC/4th-West)  
Coach: Ken Weeks

Nov. 18	W	81-60	Troy	H
Nov. 23	W	63-56	Georgia Tech	H
Dec. 1	L	69-74	Memphis	A
Dec. 4	W	94-67	Georgia State	A
Dec. 6	L	64-73	Florida State	H
Dec. 9	L	55-83	Louisiana Tech !	A
Dec. 10	W	66-58	Tulane !	N
Dec. 10	W	74-67	Northwestern State !	N
Dec. 17	L	51-63	Chattanooga	H
Jan. 3	L	66-77	North Carolina	H
Jan. 5	L	49-60	Auburn	A
Jan. 9	W	82-48	Western Kentucky	H
Jan. 12	W	81-56	South Alabama	H
Jan. 14	W	82-66	DePaul	A
Jan. 16	W	71-56	Notre Dame	A
Jan. 18	L	77-104	Kentucky *	H
Jan. 22	L	73-77	LSU *	H
Jan. 24	L	68-76	Ole Miss *	H
Jan. 26	W	78-57	Troy	A
Jan. 29	W	74-69	Mississippi State *	A
Feb. 3	W	80-63	South Alabama	A
Feb. 9	L	63-79	Auburn *	H
Feb. 12	W	83-56	Florida	N
Feb. 16	W	64-61	Florida State	A
Feb. 19	L	56-72	LSU *	A
Feb. 21	L	58-85	Ole Miss *	A
Feb. 26	W	69-58	Mississippi State *	H
March 3	W	69-53	Florida @	N
March 4	L	73-91	Tennessee @	A

! Lady Techster Dial Classic (Ruston, La.)

\* Southeastern Conference game

@ SEC Championship (Knoxville, Tenn.)

### 1983-84

Record: 23-9 (5-3 SEC/3rd-West)  
NCAA MIDEAST REGIONAL  
Coach: Ken Weeks

Nov. 17	W	84-56	West Florida	A
Nov. 23	W	85-47	St. Mary's	A
Nov. 26	L	56-82	Texas	A
Nov. 28	W	68-47	Troy	H
Nov. 30	W	79-47	Georgia Tech	H
Dec. 3	W	81-69	North Carolina	A
Dec. 4	W	80-72	N.C. State	N
Dec. 9	W	81-53	DePaul	H
Dec. 18	W	71-55	Louisville	A
Dec. 20	W	78-49	Kentucky	A
Dec. 27	W	102-42	Xavier !	N
Dec. 28	L	73-75	St. John's !	N

Dec. 29	W	113-47	Queens !	A
Jan. 5	W	65-56	Auburn	A
Jan. 7	W	95-83	Georgia State	H
Jan. 9	W	84-66	Delta State	A
Jan. 11	W	88-67	Memphis	H
Jan. 14	L	66-69	Western Kentucky	A
Jan. 16	L	74-84	Vanderbilt	A
Jan. 21	L	61-73	LSU	A
Jan. 23	L	52-60	Ole Miss	A
Jan. 28	W	68-50	Mississippi State	H
Feb. 4	W	94-66	Delta State	H
Feb. 9	W	64-60	Auburn	H
Feb. 17	L	74-78	LSU	H
Feb. 20	W	80-65	Ole Miss	H
Feb. 25	W	69-61	Mississippi State	A
March 3	W	85-66	Tennessee @	N
March 4	W	83-73	Vanderbilt @	N
March 5	L	65-74	Georgia @	A
March 18	W	78-70	Central Michigan #	A
March 23	L	58-65	Tennessee \$	A

! Queens Holiday Classic (Flushing, N.Y.)

\* Southeastern Conference game

@ SEC Championship (Athens, Ga.)

# NCAA First Round (Mt. Pleasant, Mich.)

\$ NCAA Mideast Regional (Knoxville, Tenn.)

### 1984-85

Record: 18-10 (3-5 SEC/4th-West)  
Coach: Ken Weeks

Nov. 17	W	78-55	Troy	H
Nov. 19	W	91-46	Tennessee State	H
Nov. 27	W	88-57	Alabama-Huntsville	A
Dec. 1	W	92-70	Mississippi College	H
Dec. 3	W	78-32	West Florida	H
Dec. 7	L	53-85	Texas !	N
Dec. 8	L	64-65	Cal State-Fullerton !	N
Dec. 16	W	90-72	Portland @	N
Dec. 17	W	86-56	Oregon @	N
Dec. 18	L	57-59	Oregon State @	N
Jan. 3	W	92-64	Chattanooga	A
Jan. 5	W	85-60	Southern University	H
Jan. 9	W	80-65	Mississippi State *	A
Jan. 12	L	60-76	Ole Miss *	H
Jan. 16	L	53-71	Auburn *	A
Jan. 19	L	76-83	LSU <sup>20T</sup> *	H
Jan. 21	W	74-63	Louisville	H
Jan. 24	W	87-61	Mississippi State *	H
Jan. 26	L	46-66	Ole Miss *	A
Jan. 28	W	96-71	Mississippi College	A
Jan. 30	W	76-68	Troy	A
Feb. 1	W	100-67	Georgia State	H
Feb. 6	L	76-87	LSU *	A
Feb. 8	W	76-57	Stephen F. Austin	A
Feb. 9	L	51-76	Louisiana Tech	A
Feb. 13	W	67-62	Notre Dame	H
Feb. 18	W	84-67	Auburn *	H
Feb. 24	L	85-87	Vanderbilt <sup>OT</sup> #	H

! 7-Up Desert Classic (Las Vegas, Nev.)

@ Giusti Tournament of Champions (Portland, Ore.)

\* Southeastern Conference

# SEC Western Division Playoffs

# RECORDS & HISTORY

## YEAR-BY-YEAR RESULTS

### 1985-86

**Record: 20-9 (3-6 SEC/8th)**

**Coach: Lois Myers**

Nov. 22	W	89-81	Tennessee State	A
Nov. 25	W	79-50	Jackson State	H
Dec. 6	W	78-69	Boston College !	N
Dec. 7	L	58-66	Northwestern !	A
Dec. 8	W	66-40	Marquette	A
Dec. 14	W	70-47	Troy	A
Dec. 18	W	80-68	Jackson State	A
Dec. 19	W	87-68	Arkansas State	A
Dec. 30	W	86-53	Missouri State	H
Jan. 2	W	57-44	Mississippi State *	A
Jan. 4	W	88-36	Stephen F. Austin	H
Jan. 6	W	88-58	UAB	A
Jan. 9	W	85-70	Alabama-Huntsville	A
Jan. 10	W	85-54	North Alabama	A
Jan. 15	L	86-87	Auburn <sup>OT</sup> *	H
Jan. 18	L	71-89	Tennessee *	A
Jan. 23	L	75-84	Vanderbilt @ *	A
Jan. 24	W	78-50	Lipscomb	A
Jan. 26	W	83-62	Florida *	H
Jan. 29	L	69-76	Ole Miss *	A
Feb. 1	W	88-69	Clemson	H
Feb. 3	W	71-58	Alcorn State	H
Feb. 5	L	69-73	Georgia *	H
Feb. 8	L	82-83	LSU *	H
Feb. 12	W	76-75	Kentucky *	H
Feb. 17	W	82-69	UAB	H
Feb. 22	L	77-82	Louisiana Tech	H
Feb. 28	W	71-57	Florida #	N
March 1	L	71-88	Georgia #	A

! Northwestern Classic (Evanston, Ill.)

@ Held at Aquinas J.C. (Nashville, Tenn.)

\* Southeastern Conference

# SEC Tournament (Athens, Ga.)

### 1986-87

**Record: 19-10 (2-7 SEC/8th)**

**Coach: Lois Myers**

Nov. 28	W	81-60	Florida A&M !	N
Nov. 29	W	76-49	UAB !	N
Nov. 30	L	59-78	Georgia !	N
Dec. 3	W	81-70	Livingston	H
Dec. 5	W	77-72	Texas-San Antonio @	N
Dec. 6	W	75-68	Stephen F. Austin @	A
Dec. 9	L	89-94	Texas Tech <sup>2OT</sup>	H
Dec. 13	W	85-64	Troy	A
Dec. 18	W	102-58	Illinois-Chicago	H
Dec. 30	W	85-79	Clemson	A
Dec. 31	W	81-69	Chattanooga	A
Jan. 2	W	94-92	Northwestern State #	N
Jan. 3	W	67-66	Nevada #	N
Jan. 9	W	84-28	Tennessee State	H
Jan. 11	L	84-90	Vanderbilt *	H
Jan. 17	L	70-74	Ole Miss *	H
Jan. 24	W	99-60	Mississippi College	H
Jan. 29	W	79-58	UAB	H
Feb. 1	L	55-77	Georgia *	A
Feb. 4	W	77-54	Mississippi State *	H
Feb. 7	L	80-89	Kentucky *	A
Feb. 11	W	74-64	Alcorn State	A
Feb. 15	L	66-81	LSU *	A
Feb. 21	L	60-78	Auburn *	A
Feb. 26	L	77-108	Tennessee *	H

Feb. 28	W	87-65	Florida *	H
March 2	W	83-60	Mississippi College	A
March 4	W	88-76	Mississippi State %	N
March 5	L	61-89	Auburn %	N

! Southern Invitational (Atlanta, Ga.)  
 @ Ladyjack Dial Classic (Nacogdoches, Texas)  
 # Nevada-Reno Wolfpack Classic (Reno, Nev.)  
 \* Southeastern Conference game  
 % SEC Tournament (Albany, Ga.)

### 1987-88

**Record: 18-10 (5-4 SEC/6th)**

**NCAA MIDWEST REGIONAL**

**Coach: Lois Myers**

Nov. 27	W	103-56	Tennessee State	A
Nov. 29	W	80-74	Arizona <sup>2OT</sup> !	N
Nov. 30	L	63-66	Western Kentucky !	N
Dec. 4	L	58-81	Virginia @	N
Dec. 5	W	80-69	St. Joseph's @	N
Dec. 8	W	88-72	Livingston	A
Dec. 13	W	76-67	UAB	A
Dec. 19	W	86-62	Montevallo	H
Dec. 20	W	88-76	Southern Miss	H
Dec. 31	L	81-102	New Mexico State	A
Jan. 2	L	64-74	Texas Tech	A
Jan. 7	L	67-84	Georgia *	H
Jan. 13	W	74-54	Kentucky *	H
Jan. 15	W	83-64	Arkansas State	H
Jan. 20	W	81-79	LSU <sup>OT</sup> *	H
Jan. 23	L	70-97	Tennessee *	A
Jan. 27	L	57-88	Auburn *	H
Feb. 1	W	70-64	Florida State	A
Feb. 3	W	75-53	Florida *	A
Feb. 8	W	97-58	Middle Tennessee	H
Feb. 10	W	82-63	Alcorn State	H
Feb. 13	W	77-73	Mississippi State *	A
Feb. 15	W	84-78	Union	H
Feb. 18	L	65-71	Vanderbilt *	A
Feb. 24	W	87-86	Ole Miss *	A
Feb. 26	W	88-57	Alabama State	H
March 4	L	66-76	Ole Miss #	N
March 16	L	63-77	South Carolina \$	A

! Bowling Green Bank Invite (Bowling Green, Ky.)

@ Investor's Classic (Charlottesville, Va.)

\* Southeastern Conference

# SEC Tournament (Albany, Ga.)

\$ NCAA Tournament, First Round (Columbia, S.C.)

### 1988-89

**Record: 14-15 (1-8 SEC/10th)**

**Coach: Lois Myers**

Nov. 13	W	60-59	Sweden (Exh.)	H
Nov. 25	L	66-75	West Virginia !	N
Nov. 26	W	88-29	Texas Pan-American !	N
Nov. 29	W	107-43	Tennessee State	H
Dec. 2	W	82-54	McNeese State @	N
Dec. 3	L	79-84	Southern Miss @	A
Dec. 10	L	71-75	North Carolina #	N
Dec. 11	W	77-31	American #	N
Dec. 15	W	98-59	North Alabama	H
Dec. 17	L	57-66	Tennessee Tech	H
Dec. 18	W	91-77	Alcorn State	H
Dec. 29	W	84-67	Arizona State \$	N
Dec. 30	L	54-65	St. John's \$	A

Jan. 4	W	80-64	Tulane	H
Jan. 7	L	58-73	Ole Miss *	H
Jan. 11	W	73-54	Georgia Southern	H
Jan. 14	L	75-76	Florida *	A
Jan. 17	W	83-57	Union	A
Jan. 21	L	71-74	LSU *	A
Jan. 22	W	69-67	Tulane	A
Jan. 25	L	71-86	Alcorn State	A
Jan. 30	W	70-68	Florida State	H
Feb. 4	L	79-91	Vanderbilt *	H
Feb. 8	W	77-64	Mississippi State *	H
Feb. 11	L	55-56	Georgia *	A
Feb. 17	L	84-89	Kentucky *	A
Feb. 22	L	44-89	Auburn *	A
Feb. 26	L	65-81	Tennessee *	H
March 3	W	59-55	Mississippi State %	N
March 4	L	61-89	Tennessee %	N

! Reser-Sooner Classic (Norman, Okla.)  
 @ Lady Golden Eagle Classic (Hattiesburg, Miss.)  
 # Lady Herd Classic (Huntington, W. Va.)  
 \$ Very Rev. Cahill C.M. Tourn. (Jamaica, N.Y.)  
 \* Southeastern Conference game  
 % SEC Tournament (Albany, Ga.)

### 1989-90

**Record: 16-12 (4-5 SEC/7th)**

**Coach: Rick Moody**

Nov. 24	W	86-59	Chattanooga !	N
Nov. 25	W	102-70	Georgia State !	A
Nov. 29	W	71-64	Lamar	A
Dec. 1	W	91-40	Southern @	N
Dec. 2	L	51-71	Houston @	A
Dec. 6	L	76-81	Florida State	H
Dec. 8	W	84-65	Arkansas State #	N
Dec. 9	W	71-67	Alcorn State #	N
Dec. 13	W	65-60	UAB	H
Dec. 16	W	60-49	Alcorn State	H
Dec. 28	W	75-68	Western Kentucky \$	N
Dec. 29	L	69-74	Villanova \$	A
Jan. 2	L	61-62	Southeast Louisiana	A
Jan. 3	W	71-63	Tulane	A
Jan. 6	L	41-67	Ole Miss *	A
Jan. 9	L	65-70	Georgia *	H
Jan. 15	W	67-57	New Orleans	H
Jan. 21	W	67-66	LSU *	H
Jan. 24	W	84-71	Florida *	H
Jan. 29	L	49-66	Louisiana Tech	H
Feb. 3	L	74-89	Vanderbilt *	A
Feb. 5	L	63-74	Tennessee Tech	A
Feb. 8	W	69-63	Jacksonville State	H
Feb. 14	W	71-63	Mississippi State *	A
Feb. 17	L	58-74	Kentucky *	H
Feb. 21	W	71-68	Auburn *	H
Feb. 24	L	65-80	Tennessee *	A
March 2	L	45-71	Ole Miss %	N

! Southern Invitational (Atlanta, Ga.)  
 @ Lady Cougar (Houston, Texas)  
 # Hawaiian Tropic/Shoney's Classic (Murray, Ky.)  
 \$ Havoline Wildcat Christmas Classic (Villanova, Pa.)  
 \* Southeastern Conference  
 % SEC Tournament (Albany, Ga.)

YEAR-BY-YEAR RESULTS

1990-91

Record: 17-12 (3-6 SEC/9th)  
Coach: Rick Moody

Nov. 8	L	68-72	Sweden (Exh.)	H
Nov. 23	L	62-80	UNLV	A
Nov. 24	W	76-61	San Francisco !	N
Nov. 27	W	89-79	Jacksonville State	H
Nov. 30	W	106-41	Tuskegee @	N
Dec. 2	W	92-69	Auburn-Montgomery	H
Dec. 7	W	96-44	Delaware State #	N
Dec. 8	W	77-42	Morgan State #	N
Dec. 15	W	78-57	Auburn-Montgomery	A
Dec. 17	L	55-67	New Orleans	A
Dec. 20	L	62-72	Lamar §	H
Dec. 21	W	62-21	Georgia State §	H
Jan. 3	L	57-63	Louisiana Tech	A
Jan. 7	W	84-70	UAB	A
Jan. 9	L	61-86	Tennessee *	H
Jan. 12	W	73-63	Vanderbilt *	H
Jan. 16	L	65-88	Florida State	A
Jan. 17	W	99-71	Alabama State	A
Jan. 23	W	69-57	Mississippi State *	A
Jan. 24	W	72-65	Kentucky *	A
Feb. 2	L	48-77	Auburn *	A
Feb. 6	L	72-78	Ole Miss *	H
Feb. 9	L	90-93	Florida *	A
Feb. 13	W	105-74	Alabama State	H
Feb. 16	L	66-78	LSU *	A
Feb. 20	L	47-83	Georgia *	A
Feb. 23	W	73-56	Mississippi State *	H
Feb. 26	W	77-57	Southeastern Louisiana	H
March 1	W	95-75	Florida %	N
March 2	L	69-78	Georgia %	N

! UNLV 7-Up Desert Classic (Las Vegas, Nev.)  
@ Birmingham Civic Center (Birmingham, Ala.)  
# Radford Invitational (Radford, Va.)  
§ Shoney's Classic (Tuscaloosa, Ala.)  
\* Southeastern Conference  
% SEC Tournament (Albany, Ga.)

1991-92

Record: 23-7 (7-4 SEC/3rd)  
NCAA MIDEAST REGIONAL (Second Round)  
Coach: Rick Moody

Nov. 22	W	81-58	Tulane	A
Nov. 26	W	103-62	Alabama State	H
Nov. 29	W	118-86	ULM !	N
Nov. 30	L	86-91	DePaul !	A
Dec. 2	W	83-74	Loyola-Chicago	A
Dec. 6	W	100-80	Cincinnati @	N
Dec. 7	W	101-69	Middle Tennessee @	A
Dec. 15	L	51-94	Vanderbilt *	A
Dec. 17	W	97-80	Austin Peay State	A
Dec. 19	W	86-60	Jackson State #	H
Dec. 20	W	93-80	Houston #	H
Jan. 4	L	101-103	Florida *	H
Jan. 8	W	92-61	Mississippi Valley State	A
Jan. 11	W	80-74	South Carolina *	A
Jan. 13	W	114-90	Appalachian State	A
Jan. 18	W	80-72	LSU *	H
Jan. 26	L	72-82	Tennessee *	A
Jan. 28	W	86-77	Xavier	A
Feb. 1	W	78-72	Kentucky *	H
Feb. 6	W	85-66	Alabama State	A
Feb. 8	W	69-66	Mississippi State *	H

Feb. 12	W	72-69	Auburn *	H
Feb. 15	L	59-72	Ole Miss *	A
Feb. 20	W	100-75	Oral Roberts	H
Feb. 22	W	80-76	Arkansas *	A
Feb. 24	W	110-51	Mississippi Valley State	H
Feb. 29	W	105-81	Georgia *	H
March 6	L	87-95	Kentucky §	N
March 18	W	100-87	Tennessee Tech %	H
March 21	L	68-98	Western Kentucky ^	A

! DePaul Coopers & Lybrand Classic (Chicago, Ill.)  
@ MTSU Garden Plaza Classic (Murfreesboro, Tenn.)  
# Alabama Shoney's Inn Classic (Tuscaloosa, Ala.)  
\* Southeastern Conference  
§ SEC Tournament (Albany, Ga.)  
% NCAA Mideast Subregional (Tuscaloosa, Ala.)  
^ NCAA Mideast Subregional (Bowling Green, Ky.)

1992-93

Record: 22-9 (6-5 SEC/5th)  
NCAA MIDEAST REGIONAL (Second Round)  
Coach: Rick Moody

Dec. 1	L	76-92	Athletes in Action (Exh.)	H
Dec. 4	W	91-71	Delta State !	N
Dec. 5	L	72-93	Louisiana Tech !	A
Dec. 13	L	70-87	Vanderbilt *	H
Dec. 15	W	111-79	Austin Peay	H
Dec. 18	W	117-51	Grambling State @	H
Dec. 19	L	68-79	Clemson @	H
Dec. 29	W	103-101	Georgia Tech <sup>OT</sup> #	N
Dec. 30	W	71-64	St. Joseph's #	A
Jan. 2	L	75-81	Florida *	A
Jan. 5	W	95-76	Xavier	H
Jan. 9	W	82-67	South Carolina *	H
Jan. 16	W	74-69	LSU *	A
Jan. 18	W	94-65	South Alabama	A
Jan. 21	W	91-69	Mercer	A
Jan. 23	L	74-86	Tennessee *	H
Jan. 26	W	90-74	Tulane	H
Jan. 31	L	73-77	Kentucky *	A
Feb. 3	W	107-64	Loyola-Chicago	H
Feb. 6	W	102-89	Mississippi State *	A
Feb. 8	W	94-64	Appalachian State	H
Feb. 13	W	93-74	Ole Miss *	H
Feb. 17	L	67-93	Auburn *	A
Feb. 20	W	66-56	Arkansas *	H
Feb. 25	W	122-52	Oral Roberts	H
Feb. 28	W	67-50	Georgia *	A
March 1	W	80-57	Alabama State	A
March 5	W	106-86	LSU %	N
March 6	W	88-73	Florida %	N
March 7	L	72-76	Georgia %	N
March 17	W	102-70	Georgia Southern ^	H
March 21	L	73-74 <sup>OT</sup>	North Carolina &	A

! Louisiana Tech Dial Classic (Ruston, La.)  
@ Alabama's Shoney's Classic (Tuscaloosa, Ala.)  
# St. Joseph's Texaco/Hawk Classic (Philadelphia, Pa.)  
\* Southeastern Conference  
% SEC Tournament (Chattanooga, Tenn.)  
^ NCAA Mideast Subregional (Tuscaloosa, Ala.)  
& NCAA Mideast Subregional (Chapel Hill, N.C.)

1993-94

Record: 26-7 (7-4 SEC/4th)  
NCAA MIDWEST REGIONAL (Final Four)  
Coach: Rick Moody

Nov. 17	W	69-63	Levski-Totel (Exh.)	H
Nov. 24	W	91-87	Athletes in Action (Exh.)	H
Nov. 26	W	82-62	Eastern Washington !	N
Nov. 27	W	99-57	Iowa State !	A
Dec. 3	W	98-31	Coppin State @	H
Dec. 4	W	81-50	Grambling State @	H
Dec. 8	W	86-65	East Tennessee State	A
Dec. 11	W	99-77	Louisiana Tech	H
Dec. 29	W	107-53	Eastern Carolina #	N
Dec. 30	L	83-89	North Carolina #	N
Dec. 31	W	87-33	Florida State #	N
Jan. 5	W	70-57	Georgia *	H
Jan. 7	W	79-68	Illinois	A
Jan. 9	L	73-77	Vanderbilt *	A
Jan. 12	W	119-43	Troy	A
Jan. 16	L	75-80	Florida *	H
Jan. 18	W	101-46	Mercer	H
Jan. 22	W	94-77	South Carolina *	A
Jan. 26	W	92-54	South Alabama	H
Jan. 30	W	91-74	LSU *	H
Feb. 2	L	75-82	Arkansas *	A
Feb. 5	L	69-85	Tennessee *	A
Feb. 13	W	96-82	Kentucky *	H
Feb. 16	W	84-71	Auburn *	H
Feb. 19	W	68-55	Mississippi State *	H
Feb. 23	W	98-56	Alabama State	H
Feb. 26	W	76-64	Ole Miss *	A
Feb. 28	W	101-66	Troy	H
March 4	W	86-84	Ole Miss <sup>OT</sup> §	N
March 6	L	56-72	Tennessee §	N
March 13	W	96-86	Oregon State %	H
March 20	W	84-78	Iowa %	H
March 25	W	73-68	Texas Tech ^	N
March 26	W	96-82	Penn State ^	N
April 2	L	66-69	Louisiana Tech &	N

! Iowa State Cyclone Classic (Des Moines, Iowa)  
@ Alabama's Shoney's Classic (Tuscaloosa, Ala.)  
# UCF Holiday Classic (Orlando, Fla.)  
\* Southeastern Conference  
§ SEC Tournament (Chattanooga, Tenn.)  
% NCAA Midwest Subregional (Tuscaloosa, Ala.)  
^ Midwest Regional (Austin, Texas)  
& NCAA Final Four (Richmond, Va.)

1994-95

Record: 22-9 (7-4 SEC/T-4th)  
NCAA EAST REGIONAL (Sweet 16)  
Coach: Rick Moody

Nov. 12	W	103-91	Uralmash, Russia (Exh.)	H
Nov. 22	W	67-42	Athletes in Action (Exh.)	H
Nov. 25	W	73-57	Villanova !	H
Nov. 26	W	90-70	Grambling State !	H
Dec. 2	W	74-62	Colorado State @	N
Dec. 3	W	105-87	Notre Dame @	N
Dec. 6	W	93-79	Arkansas *	H
Dec. 9	W	102-50	Lamar #	N
Dec. 10	W	99-62	Texas-Arlington #	A
Dec. 19	W	99-70	Middle Tennessee	H
Dec. 28	L	76-79	San Diego State §	N
Dec. 29	W	119-46	UNC Asheville §	N
Jan. 3	W	102-64	East Tennessee State	H

# RECORDS & HISTORY

## YEAR-BY-YEAR RESULTS

Jan. 5	L	73-75	Maine	A
Jan. 8	W	71-63	Vanderbilt *	H
Jan. 10	W	84-47	Illinois	H
Jan. 15	L	88-97	Florida *	A
Jan. 18	L	67-91	Georgia *	A
Jan. 22	W	85-62	South Carolina *	H
Jan. 28	L	70-86	Auburn *	A
Jan. 31	W	90-60	LSU *	A
Feb. 5	W	95-63	Central Florida	H
Feb. 7	L	44-95	Tennessee *	H
Feb. 11	L	56-72	Louisiana Tech	A
Feb. 18	W	68-62	Kentucky *	A
Feb. 25	W	76-55	Mississippi State *	A
Feb. 27	W	84-78	Ole Miss *	H
March 1	W	94-60	Tennessee State	H
March 4	W	86-72	Arkansas %	N
March 5	L	70-84	Tennessee %	N
March 16	W	82-55	Mount St. Mary's ^	H
March 18	W	121-120	Duke <sup>40T</sup> ^	H
March 23	L	56-87	Connecticut &	A

! UA/Sheraton Capstone Inn Classic (Tuscaloosa, Ala.)  
 @ UC-Irvine Newport Marriott Classic (Irvine, Calif.)  
 # UT-Arlington Country Suites Classic (Arlington, Texas)  
 \$ St. Joseph's Redman Christmas Inv. (Jamaica, N.Y.)  
 \* Southeastern Conference  
 % SEC Tournament (Chattanooga, Tenn.)  
 ^ NCAA East Subregional (Tuscaloosa, Ala.)  
 & NCAA East Regional (Storrs, Conn.)

### 1995-96

**Record: 24-8 (7-4 SEC/3rd)**  
**NCAA WEST REGIONAL (Sweet 16)**  
**Coach: Rick Moody**

Nov. 13	W	94-36	Victoria All-Stars (Exh.)	H
Nov. 17	W	84-80	Athletes in Action (Exh.)	H
Nov. 24	W	87-58	Central Florida !	H
Nov. 25	W	79-43	Maine !	H
Dec. 2	W	95-64	East Tennessee State	A
Dec. 3	W	85-57	Richmond @	A
Dec. 8	L	67-81	Connecticut @	N
Dec. 9	W	92-62	Jackson State #	N
Dec. 17	W	68-53	Middle Tennessee #	A
Dec. 18	L	83-89	Georgia *	H
Dec. 18	W	94-35	Bethune Cookman	H
Dec. 21	W	89-62	UNC Greensboro \$	N
Dec. 22	W	73-52	Vermont \$	A
Dec. 28	W	71-62	Oklahoma %	N
Dec. 28	W	70-64	Western Kentucky %	N
Jan. 4	W	92-85	Arkansas <sup>OT</sup> *	A
Jan. 7	L	55-65	Ole Miss *	A
Jan. 13	W	97-64	Mississippi State *	H
Jan. 16	W	74-69	Northwestern State	A
Jan. 20	W	66-51	Kentucky *	H
Jan. 24	W	69-67	Auburn *	H
Jan. 28	L	69-81	Tennessee *	A
Jan. 31	W	105-42	Alabama State	H
Feb. 3	W	86-60	LSU *	H
Feb. 13	L	58-75	Auburn *	A
Feb. 17	W	73-54	Florida *	H
Feb. 19	L	59-73	Vanderbilt *	A
Feb. 22	W	75-68	South Carolina <sup>OT</sup> *	A
March 2	W	65-59	Auburn ^	N
March 3	W	86-70	LSU ^	N
March 4	L	60-64	Tennessee ^	N
March 15	W	95-66	Appalachian State &	H
March 17	W	88-68	N.C. State &	H

March 23	L	76-78	Stanford <sup>OT</sup> +	N
----------	---	-------	--------------------------	---

! UA Sheraton Capstone Inn Classic (Tuscaloosa, Ala.)  
 @ Richmond's Central Fidelity Inv. (Richmond, Va.)  
 # Garden Plaza/Lady Raider Classic (Murfreesboro, Tenn.)  
 \$ Vermont's Howard Bank Classic (Burlington, Vt.)  
 % Junkanoo Shootout (Nassau, Bahamas)  
 \* Southeastern Conference  
 ^ SEC Tournament (Chattanooga, Tenn.)  
 & NCAA West Subregional (Tuscaloosa, Ala.)  
 + NCAA West Regional (Seattle, Wash.)

### 1996-97

**Record: 25-7 (10-2 SEC/2nd)**  
**NCAA EAST REGIONAL (Sweet 16)**  
**Coach: Rick Moody**

Nov. 14	W	116-45	Byelorussia (Exh.)	H
Nov. 17	L	65-74	Stanford	A
Nov. 21	W	71-53	Athletes in Action (Exh.)	H
Nov. 28	W	102-74	Arizona State !	N
Nov. 29	W	88-32	Puerto Rico-Mayaguez !	A
Nov. 30	L	81-91	North Carolina State !	N
Dec. 6	W	62-37	Jackson State @	H
Dec. 7	W	85-44	Lynn @	H
Dec. 18	W	89-44	Akron #	N
Dec. 19	W	68-47	Penn State #	N
Dec. 20	W	88-74	North Carolina #	N
Dec. 27	W	70-67	Grambling State \$	N
Dec. 29	W	73-43	Miami \$	A
Jan. 2	W	70-65	Oral Roberts	H
Jan. 5	W	88-60	Ole Miss *	H
Jan. 7	W	68-65	Auburn *	A
Jan. 10	W	72-52	Mississippi State *	A
Jan. 15	W	68-64	Georgia *	A
Jan. 17	W	101-67	Oral Roberts	A
Jan. 22	W	78-62	Kentucky % *	N
Jan. 26	L	60-63	Tennessee *	H
Jan. 27	W	78-44	Jackson State	H
Feb. 1	L	74-84	LSU *	A
Feb. 6	W	102-61	Arkansas *	H
Feb. 9	W	87-38	South Carolina *	H
Feb. 11	W	89-57	Auburn *	H
Feb. 16	W	86-81	Florida *	A
Feb. 18	L	67-69	UNC-Charlotte <sup>OT</sup>	A
Feb. 23	W	70-60	Vanderbilt *	H
March 1	W	85-63	Arkansas ^	N
March 2	L	72-83	Florida ^	N
March 4	W	94-50	Saint Francis &	H
March 16	W	61-52	St. Joseph's &	H
March 22	L	71-87	Notre Dame +	N

! San Juan Shootout (San Juan, Puerto Rico)  
 @ Alabama Sheraton Capstone Inn Classic (Tuscaloosa, Ala.)  
 # CellularOne Beach Classic (Myrtle Beach, S.C.)  
 \$ Miami's Holiday Classic (Miami, Fla.)  
 % Cincinnati, Ohio  
 \* Southeastern Conference  
 ^ SEC Tournament (Chattanooga, Tenn.)  
 & NCAA East Subregional (Tuscaloosa, Ala.)  
 + NCAA East Regional (Columbia, S.C.)

### 1997-98

**Record: 24-10 (10-4 SEC/T-2nd)**  
**NCAA MIDWEST REGIONAL (Sweet 16)**  
**Coach: Rick Moody**

Nov. 5	W	82-55	Baltic All-Stars (Exh.)	H
--------	---	-------	-------------------------	---

Nov. 10	W	88-68	B.C. Shelen (Exh.)	H
Nov. 14	W	91-41	Furman !	H
Nov. 16	L	66-74	Nebraska !	A
Nov. 28	W	91-62	Marshall @	N
Nov. 29	L	58-61	Iowa State @	N
Nov. 30	W	77-70	Indiana @	N
Dec. 2	W	104-43	Samford	H
Dec. 6	W	94-53	Akron	H
Dec. 17	L	87-89	Stephen F. Austin #	N
Dec. 18	W	74-49	Elon #	N
Dec. 21	L	62-70	Florida *	A
Dec. 28	W	79-70	Boston College <sup>OT</sup> \$	N
Dec. 29	L	69-74	St. Joseph's <sup>OT</sup> \$	A
Jan. 4	W	82-62	South Carolina *	A
Jan. 7	W	62-46	Auburn *	H
Jan. 11	L	92-102	Arkansas <sup>OT</sup> *	A
Jan. 14	W	82-62	Ole Miss *	A
Jan. 18	W	85-69	Mississippi State *	H
Jan. 20	W	74-68	Northwestern State	A
Jan. 24	W	62-56	Kentucky *	H
Jan. 29	W	67-54	LSU *	A
Feb. 1	L	66-73	Tennessee *	A
Feb. 3	W	73-51	LSU *	H
Feb. 5	W	74-50	Charlotte	H
Feb. 8	W	90-77	Georgia *	H
Feb. 11	W	62-45	Auburn *	A
Feb. 14	W	73-51	Florida *	H
Feb. 18	W	87-48	Georgia Southern	A
Feb. 22	L	79-81	Vanderbilt *	A
Feb. 27	W	92-72	South Carolina %	N
Feb. 28	W	74-61	Florida %	N
March 1	L	63-67	Tennessee %	N
March 13	W	94-46	UNC Greensboro ^	H
March 15	W	75-74	UCLA ^	H
March 21	L	57-71	Louisiana Tech &	N

! Preseason WNIT  
 @ Rainbow Wahine Invitational (Honolulu, Hawai'i)  
 # L'eggs Classic (Las Cruces, N.M.)  
 \$ Corestates Hawk Classic (Philadelphia, Pa.)  
 \* Southeastern Conference  
 % SEC Tournament (Columbus, Ga.)  
 ^ NCAA Midwest Subregional (Tuscaloosa, Ala.)  
 & NCAA Midwest Regional (Lubbock, Texas)

### 1998-99

**Record: 20-11 (7-7 SEC/T-5th)**  
**NCAA MIDWEST REGIONAL (Second Round)**  
**Coach: Rick Moody**

Nov. 6	W	107-78	Miss. All-Stars (Exh.)	H
Nov. 10	W	79-66	Athletes in Action (Exh.)	H
Nov. 13	W	93-65	Northwestern State	H
Nov. 15	W	72-40	Georgia Southern	H
Nov. 19	W	96-52	Samford	A
Nov. 27	W	77-31	New Mexico State !	N
Nov. 28	W	87-67	DePaul !	A
Dec. 1	W	96-55	South Alabama	A
Dec. 5	W	79-68	Old Dominion @	N
Dec. 6	L	73-77	Penn State @	N
Dec. 10	L	71-77	Florida *	H
Dec. 13	W	97-80	UAB #	N
Dec. 20	L	75-90	North Carolina \$	N
Dec. 29	W	92-71	TCU %	N
Dec. 30	W	65-56	St. Peter's %	A
Jan. 3	L	70-85	Georgia *	A
Jan. 7	L	69-73	Auburn *	A
Jan. 14	W	78-51	Ole Miss *	H

## YEAR-BY-YEAR RESULTS

Jan. 17	W	75-59	Mississippi State *	A
Jan. 24	L	72-76	Kentucky *	A
Jan. 28	W	71-66	LSU *	H
Jan. 31	L	73-85	Tennessee *	H
Feb. 3	L	50-75	LSU *	A
Feb. 7	W	87-73	South Carolina *	H
Feb. 11	W	72-57	Auburn *	H
Feb. 15	W	75-73	Florida *	A
Feb. 18	L	73-77	Arkansas *	H
Feb. 21	W	102-59	Vanderbilt *	H
Feb. 25	W	82-71	South Carolina ^	N
Feb. 26	W	76-72	Auburn ^	N
Feb. 27	L	69-80	Tennessee ^	N
March 12	W	80-68	Grambling State &	N
March 14	L	56-70	North Carolina &	A

! Moran Realty Classic (Chicago, Ill.)  
 @ Wachovia Women's Invitational (Richmond, Va.)  
 # Hardwood Classic (Birmingham, Ala.)  
 \$ ACC-SEC Challenge (Myrtle Beach, S.C.)  
 % St. Peter's Holiday Classic (Jersey City, N.J.)  
 \* Southeastern Conference  
 ^ SEC Tournament (Chattanooga, Tenn.)  
 & NCAA Midwest Subregional (Chapel Hill, N.C.)

### 1999-2000

**Record: 15-14 (5-9 SEC/T-8th)**  
**WNIT (First Round)**  
**Coach: Rick Moody**

Nov. 2	W	94-82	Miss. All-Stars (Exh.)	H
Nov. 10	W	76-67	Slovan Bratislava (Exh.)	H
Nov. 19	W	77-50	St. John's !	N
Nov. 20	L	72-73	Michigan State !	A
Nov. 23	W	88-51	Samford	H
Nov. 26	W	63-60	Kansas State @	N
Nov. 27	W	87-77	Drake @	N
Nov. 30	W	82-54	South Alabama	H
Dec. 2	L	69-81	Tulane	A
Dec. 5	W	82-62	Akron	A
Dec. 11	W	76-51	Alabama A&M	H
Dec. 20	W	84-69	Missouri-Kansas City #	N
Dec. 21	W	61-59	St. Mary's #	A
Dec. 29	L	57-77	Memphis	A
Jan. 6	W	84-58	Belmont	H
Jan. 9	L	62-71	Georgia *	H
Jan. 13	L	51-69	Auburn *	A
Jan. 20	W	69-67	Ole Miss *	A
Jan. 23	L	65-85	Mississippi State *	H
Jan. 27	W	68-67	Kentucky *	H
Jan. 30	W	69-67	Ole Miss *	H
Feb. 3	L	62-66	Arkansas *	A
Feb. 6	L	47-65	Tennessee *	A
Feb. 10	W	72-68	LSU *	H
Feb. 13	L	59-69	Auburn *	H
Feb. 17	W	69-67	South Carolina *	A
Feb. 20	L	63-68	Vanderbilt *	H
Feb. 24	L	37-72	Georgia *	A
Feb. 27	L	60-84	Florida *	A
March 2	L	63-67	Kentucky \$	N
March 16	L	68-70	Chattanooga %	A

! Felpausch/MSU Holiday Classic (East Lansing, Mich.)  
 @ Torneo Cancun de Basquetbol (Cancun, Mexico)  
 # St. Mary's Christmas Classic (Moraga, Calif.)  
 \* Southeastern Conference  
 \$ SEC Tournament (Chattanooga, Tenn.)  
 % WNIT

### 2000-01

**Record: 19-12 (5-9 SEC/T-8th)**  
**WNIT (Second Round)**  
**Coach: Rick Moody**

Nov. 17	W	66-42	Samford	A
Nov. 22	W	64-63	Tulane	H
Nov. 24	W	76-63	California !	N
Nov. 25	W	73-43	Illinois-Chicago !	A
Nov. 28	W	53-46	South Alabama	A
Dec. 2	W	70-67	Belmont	A
Dec. 6	W	65-55	Memphis	H
Dec. 10	W	54-53	Michigan State	H
Dec. 20	W	66-56	Creighton @	N
Dec. 21	L	54-58	Oklahoma State OT @	N
Dec. 29	W	74-62	UMass #	N
Dec. 31	W	86-77	St. Peter's OT #	A
Jan. 4	W	74-41	Alabama A&M	H
Jan. 7	L	41-96	Georgia *	A
Jan. 11	W	60-53	Auburn *	H
Jan. 14	L	67-82	South Carolina *	H
Jan. 18	L	57-65	Ole Miss *	H
Jan. 21	W	65-62	Mississippi State *	A
Jan. 25	L	64-71	Kentucky *	A
Jan. 28	W	67-64	Ole Miss *	A
Feb. 1	W	74-69	Arkansas *	H
Feb. 4	L	75-97	Tennessee *	H
Feb. 8	L	58-74	LSU *	A
Feb. 11	W	61-60	Auburn *	A
Feb. 18	L	56-68	Vanderbilt *	A
Feb. 22	L	48-71	Georgia *	H
Feb. 25	L	62-74	Florida *	H
March 1	W	59-55	Auburn \$	N
March 2	L	52-82	Tennessee \$	N
March 15	W	77-67	Memphis %	H
March 18	L	72-84	UAB %	A

! UIC Thanksgiving Tournament (Chicago, Ill.)  
 @ SunSplash Shootout (Nassau, Bahamas)  
 # St. Peter's Holiday Classic (Jersey City, N.J.)  
 \* Southeastern Conference  
 \$ SEC Tournament (Memphis, Tenn.)  
 % WNIT

### 2001-02

**Record: 19-12 (7-7 SEC/T-7th)**  
**WNIT (Quarterfinals)**  
**Coach: Rick Moody**

Nov. 5	W	84-77	Basketball Travelers (Exh.)	H
Nov. 11	L	101-109	Sports International (Exh.)	H
Nov. 16	W	96-44	Samford	H
Nov. 20	W	101-58	Troy	H
Nov. 23	W	90-89	Louisville !	N
Nov. 24	L	79-81	Pepperdine !	A
Nov. 27	W	73-38	Birmingham-Southern	A
Dec. 2	L	75-78	Providence	A
Dec. 5	L	84-89	Alabama State	A
Dec. 9	W	63-61	South Alabama	H
Dec. 18	W	72-53	Jacksonville State	A
Dec. 21	W	85-69	SMU @	N
Dec. 22	W	71-56	Maryland @	N
Dec. 29	W	66-65	UMass #	N
Dec. 30	W	70-61	Villanova #	A
Jan. 6	L	62-63	Kentucky *	H
Jan. 10	W	84-70	Arkansas *	A
Jan. 13	L	77-83	Florida *	A
Jan. 17	L	46-69	Vanderbilt *	H

Jan. 20	L	57-82	Tennessee *	A
Jan. 24	W	78-70	Auburn *	H
Jan. 27	W	61-58	Kentucky *	A
Feb. 3	L	70-72	Arkansas *	H
Feb. 7	W	92-86	Mississippi State *	H
Feb. 10	W	60-57	Auburn *	A
Feb. 14	L	54-69	South Carolina *	A
Feb. 17	W	86-69	Ole Miss *	H
Feb. 21	L	62-73	Georgia *	A
Feb. 24	W	82-73	LSU *	H
Feb. 28	L	60-64	Georgia \$	N
March 13	W	68-67	Missouri ^	A
March 17	W	99-77	Eastern Kentucky ^	A
March 19	L	61-79	Michigan State ^	A

! Pepperdine Thanksgiving Classic (Malibu, Calif.)  
 @ Torneo Cancun de Basquetbol (Cancun, Mexico)  
 # PNC Wildcat Classic (Villanova, Penn.)  
 \* Southeastern Conference  
 \$ SEC Tournament (Nashville, Tenn.)  
 ^ WNIT

### 2002-03

**Record: 13-15 (3-11 SEC/10th)**  
**Coach: Rick Moody**

Nov. 12	L	72-78	Premier Players (Exh.)	H
Nov. 17	W	102-50	Berry (Exh.)	H
Nov. 22	W	68-46	Samford	A
Nov. 26	W	75-58	Birmingham-Southern	H
Nov. 29	W	61-56	UT-San Antonio !	A
Nov. 30	W	69-56	Stephen F. Austin !	N
Dec. 3	W	72-56	Providence	H
Dec. 7	W	67-64	Liberty @	N
Dec. 8	L	72-81	East Carolina @	A
Dec. 16	W	80-72	Illinois-Chicago	H
Dec. 18	L	57-79	South Alabama	A
Dec. 21	W	70-59	BYU #	N
Dec. 29	W	89-64	Bucknell \$	N
Dec. 30	W	62-57	St. Peter's \$	A
Jan. 4	L	62-68	Houston	A
Jan. 12	L	55-59	Kentucky *	A
Jan. 16	L	45-88	Tennessee (5/5)*	H
Jan. 19	L	61-65	Auburn *	A
Jan. 23	L	47-77	Georgia (24/24)*	H
Jan. 26	W	81-70	Ole Miss *	A
Jan. 30	L	56-72	Mississippi State (13/12)*	A
Feb. 2	L	58-59	Arkansas (12/11)*	H
Feb. 6	L	69-80	Vanderbilt (18/19)*	A
Feb. 9	L	34-48	South Carolina (16/15)*	H
Feb. 13	L	43-85	LSU (4/4)*	A
Feb. 16	W	69-65	Florida *	H
Feb. 23	L	71-73	Kentucky 20T *	H
Feb. 27	W	67-62	Auburn *	H
March 2	L	57-68	Arkansas (21/19)*	A
March 6	L	48-53	Arkansas (23/21)%	N

! Hampton Inn Six Flags/UTSA Classic (San Antonio, Texas)  
 @ US Cellular Invitational (Greenville, N.C.)  
 # Triple Crown Sports Classic (Albuquerque, N.M.)  
 \$ St. Peter's Holiday Classic (Jersey City, N.J.)  
 \* Southeastern Conference  
 % SEC Tournament (Little Rock, Ark.)



# RECORDS & HISTORY

## YEAR-BY-YEAR RESULTS

### 2003-04

**Record: 12-16 (4-10 SEC/10th)**

**Coach: Rick Moody**

Nov. 9	W	98-66	Berry (Exh.)	H
Nov. 18	L	60-71	Premier Players (Exh.)	H
Nov. 24	W	76-74	Michigan <sup>OT</sup>	A
Nov. 28	L	56-77	Boston College !	A
Nov. 29	W	84-66	Long Beach State !	A
Dec. 2	W	81-52	Jacksonville State	H
Dec. 5	W	76-63	Texas-San Antonio	H
Dec. 7	L	51-68	No. 23/19 Virginia Tech	H
Dec. 15	W	83-61	Tennessee Tech	H
Dec. 18	W	77-44	Bethune-Cookman @	N
Dec. 19	W	63-41	Central Florida @	A
Dec. 21	L	55-61	Florida International	A
Dec. 29	W	77-55	Santa Clara	A
Jan. 3	L	70-76	Houston	H
Jan. 8	L	61-65	Middle Tennessee <sup>OT</sup>	A
Jan. 11	W	74-71	South Carolina *	H
Jan. 15	W	67-62	Ole Miss *	H
Jan. 18	L	51-72	No. 5/5 Tennessee *	A
Jan. 22	L	61-70	No. 22/NR Auburn *	A
Jan. 25	L	57-65	Mississippi State *	H
Jan. 29	L	69-76	Florida *	A
Feb. 1	L	68-71	No. 19/17 Georgia *	A
Feb. 5	L	68-103	No. 14/16 LSU *	H
Feb. 8	W	81-68	Vanderbilt *	H
Feb. 12	L	51-77	South Carolina *	A
Feb. 15	W	68-65	Arkansas *	H
Feb. 22	L	59-62	Kentucky *	A
Feb. 26	L	40-72	No. 18/20 Auburn *	H
Feb. 29	L	78-81	Mississippi State <sup>OT</sup> *	A
March 4	L	56-63	Ole Miss #	N

! Coors Rocky Mountain Invitational (Fort Collins, Colo.)

@ UCF Classic (Orlando, Fla.)

\* Southeastern Conference

# SEC Tournament (Nashville, Tenn.)

### 2004-05

**Record: 14-15 (4-10 SEC/9th)**

**Coach: Rick Moody**

Nov. 9	W	93-75	EA Sports (Exh.)	H
Nov. 19	W	81-79	Michigan <sup>OT</sup>	H
Nov. 22	W	80-66	Middle Tennessee	H
Nov. 26	W	81-66	Columbia !	A
Nov. 27	W	76-56	Washington !	A
Dec. 4	L	59-72	Virginia Tech	A
Dec. 7	W	74-55	UAB	H
Dec. 11	W	62-59	Tennessee Tech	A
Dec. 18	L	52-71	No. 25/25 Kansas State @	A
Dec. 21	W	71-62	Alabama A&M	H
Dec. 29	L	59-67	Delaware #	A
Dec. 30	W	78-60	Yale #	A
Jan. 3	W	60-54	Florida International	H
Jan. 5	L	83-86	South Dakota State	H
Jan. 9	W	69-39	Kentucky *	H
Jan. 13	L	77-84	Mississippi State *	A
Jan. 16	L	51-76	No. 3/2 LSU *	A
Jan. 20	W	75-62	South Carolina *	H
Jan. 23	L	43-59	Auburn *	A
Jan. 30	W	72-61	Mississippi State *	H
Feb. 3	L	63-72	No. 18/19 Georgia *	H
Feb. 6	W	77-66	Florida *	H
Feb. 10	L	68-83	Arkansas *	A
Feb. 13	L	54-68	Ole Miss *	A

Feb. 17	L	63-74	Auburn *	H
Feb. 20	L	57-66	South Carolina *	A
Feb. 24	L	53-64	No. 20/19 Vanderbilt *	A
Feb. 27	L	81-94	No. 5/5 Tennessee *	H
March 3	W	62-58	Florida \$	N
March 4	L	59-60	No. 1/1 LSU \$	N

! Seattle Times Classic (Seattle, Wash.)  
@ Triple Crown Sports Classic (Springfield, Mo.)  
# Christmas City Classic (Bethlehem, Pa.)

\* Southeastern Conference

\$ SEC Tournament (Greenville, S.C.)

### 2005-06

**Record: 9-19 (3-11 SEC/11th)**

**Coach: Stephany Smith**

Nov. 5	W	69-46	West Alabama (Exh.)	H
Nov. 11	W	76-57	Henderson State (Exh.)	H
Nov. 18	L	52-56	Washington	H
Nov. 21	W	77-71	Santa Clara	H
Nov. 25	L	48-69	Virginia !	N
Nov. 26	W	76-46	Nevada !	N
Dec. 1	W	81-55	Alabama A&M	H
Dec. 6	L	62-70	UAB	A
Dec. 10	W	59-54	Southeastern Louisiana	H
Dec. 18	L	69-78	South Dakota State	A
Dec. 20	L	56-68	North Dakota State	A
Dec. 22	W	76-71	Georgia Southern	H
Dec. 29	W	66-51	Southern @	N
Dec. 30	L	48-56	South Alabama @	A
Jan. 2	L	55-61	East Carolina	H
Jan. 5	L	44-59	No. 25/RV Florida *	A
Jan. 8	W	68-54	Auburn *	H
Jan. 15	W	75-73	Arkansas *	H
Jan. 19	L	43-79	No. 3/4 LSU *	A
Jan. 22	L	47-68	South Carolina *	H
Jan. 26	L	56-65	Auburn *	A
Jan. 29	L	54-89	No. 1/3 Tennessee *	A
Feb. 2	L	53-65	No. 22/21 Vanderbilt *	H
Feb. 5	L	59-84	No. 14/14 Georgia *	A
Feb. 9	L	67-77	Ole Miss *	H
Feb. 12	W	61-59	Mississippi State *	A
Feb. 19	L	65-82	No. 5/5 Tennessee *	H
Feb. 23	L	61-86	No. 3/3 LSU *	H
Feb. 26	L	60-80	Kentucky *	A
March 2	L	62-84	No. 23/23 Vanderbilt #	N

! Paradise Jam (St. Thomas, U.S. Virgin Islands)

@ South Alabama Classic (Mobile, Ala.)

\* Southeastern Conference

# SEC Tournament (North Little Rock, Ark.)

### 2006-07

**Record: 10-20 (0-14 SEC/12th)**

**Coach: Stephany Smith**

Oct. 31	W	81-50	West Alabama (Exh.)	H
Nov. 5	L	59-66	Delta State (Exh.)	H
Nov. 10	W	62-53	Samford	H
Nov. 13	L	56-73	Arkansas State	A
Nov. 17	W	71-56	Tennessee Tech	H
Nov. 19	W	60-57	Southeastern Louisiana	H
Nov. 24	L	70-78	Missouri !	A
Nov. 25	W	75-56	Cal State Northridge !	A
Nov. 29	W	68-56	Chattanooga	H
Dec. 2	W	102-48	Savannah State	H
Dec. 4	W	84-55	McNeese State	H

Dec. 9	L	68-83	Tulane	A
Dec. 16	L	57-66	Louisiana Tech	A
Dec. 18	W	83-66	Birmingham-Southern	H
Dec. 20	W	52-51	Belmont	H
Dec. 28	L	54-65	South Dakota State	H
Dec. 30	W	78-53	North Dakota State	H
Jan. 3	L	36-72	No. 4/4 Tennessee *	A
Jan. 7	L	58-63	Auburn *	H
Jan. 11	L	62-63	Kentucky *	H
Jan. 14	L	35-95	South Carolina *	A
Jan. 18	L	63-71	Arkansas *	A
Jan. 21	L	45-61	No. 8/8 LSU *	H
Jan. 28	L	51-80	No. 4/4 Tennessee *	H
Feb. 1	L	61-93	Auburn *	A
Feb. 4	L	51-91	No. 15/15 Vanderbilt *	A
Feb. 8	L	51-92	No. 9/12 Georgia *	H
Feb. 11	L	43-84	Ole Miss *	A
Feb. 18	L	64-66	Florida *	H
Feb. 22	L	70-89	Mississippi State *	H
Feb. 25	L	27-70	No. 7/7 LSU *	A
March 1	L	49-78	Ole Miss @	N

! St. Mary's Tournament (Moraga, Calif.)

\* Southeastern Conference

@ SEC Tournament (Duluth, Ga.)

### 2007-08

**Record: 8-22 (1-13 SEC/12th)**

**Coach: Stephany Smith**

Oct. 31	W	80-53	West Alabama (Exh.)	H
Nov. 4	W	67-44	Mississippi College (Exh.)	H
Nov. 10	L	56-64	Tulane	H
Nov. 13	L	46-48	Samford	A
Nov. 18	L	45-49	Arkansas State	H
Nov. 23	L	43-52	Eastern Michigan !	N
Nov. 24	W	66-37	Washington State !	N
Nov. 28	L	58-75	Belmont	A
Nov. 30	W	53-47	Tennessee Tech	A
Dec. 5	L	61-62	Louisiana Tech	H
Dec. 9	W	66-56	St. Mary's	H
Dec. 15	L	34-62	Chattanooga	A
Dec. 17	W	62-57	Alabama A&M	H
Dec. 20	W	63-60	Hampton <sup>OT</sup>	H
Dec. 22	W	63-54	Jacksonville State	H
Jan. 2	L	62-73	East Tennessee State	H
Jan. 5	W	61-51	Southeastern Louisiana	H
Jan. 10	W	65-54	South Carolina *	H
Jan. 13	L	65-80	Florida *	A
Jan. 17	L	49-63	Arkansas *	H
Jan. 20	L	53-71	No. 12/11 Georgia *	A
Jan. 27	L	48-62	No. 25/22 Auburn *	H
Jan. 31	L	59-72	Mississippi State *	A
Feb. 3	L	47-76	Ole Miss *	A
Feb. 7	L	53-89	No. 8/8 LSU *	H
Feb. 10	L	47-92	Vanderbilt *	H
Feb. 14	L	49-74	Auburn *	A
Feb. 17	L	44-64	Kentucky *	A
Feb. 21	L	58-85	No. 3/3 Tennessee *	H
Feb. 24	L	54-70	Ole Miss *	H
March 2	L	54-83	No. 23/24 Vanderbilt *	A
March 6	L	62-71	No. 23/21 Georgia @	N

! Junkanoo Jam (Freeport, Bahamas)

\* Southeastern Conference

@ SEC Tournament (Nashville, Tenn.)

RECORDS & HISTORY

## YEAR-BY-YEAR RESULTS

### 2008-09

Record: 13-17 (1-13 SEC/12th)

Coach: Wendell Hudson

Nov. 7	W	76-49	West Alabama (Exh.)	H
Nov. 14	W	64-55	Centenary	H
Nov. 18	L	55-61	Samford	H
Nov. 22	W	69-60	Hampton	A
Nov. 25	W	75-47	Alabama State	H
Nov. 28	L	56-73	No. 7/8 Louisville !	N
Nov. 29	W	76-56	Northern Iowa !	N
Dec. 3	W	67-53	Central Florida	H
Dec. 7	W	90-50	Sam Houston State	H
Dec. 14	L	67-77	Middle Tennessee	A
Dec. 17	W	70-68	Florida A&M <sup>OT</sup>	H
Dec. 20	W	63-53	Austin Peay	H
Dec. 22	W	76-65	Alabama A&M	H
Dec. 29	W	54-49	Belmont @	H
Dec. 30	W	81-75	Ball State @	H
Jan. 3	W	59-48	Southeastern Louisiana	A
Jan. 8	L	76-85	No. 24/24 Vanderbilt *	H
Jan. 11	L	34-55	LSU *	A
Jan. 15	L	57-67	Kentucky *	H
Jan. 18	L	43-73	Ole Miss *	A
Jan. 22	L	66-84	No. 6/5 Auburn *	A
Jan. 25	L	61-63	Georgia *	H
Feb. 1	L	64-88	No. 20/22 Vanderbilt *	A
Feb. 5	L	71-92	No. 11/13 Florida *	H
Feb. 8	L	54-81	No. 6/5 Auburn *	H
Feb. 12	L	61-80	No. 15/17 Tennessee *	A
Feb. 15	L	57-68	South Carolina *	A
Feb. 19	W	67-59	Ole Miss *	H
Feb. 22	L	69-74	Arkansas *	A
March 1	L	49-67	Mississippi State *	H
March 5	L	49-68	No. 19/24 Tennessee #	N

! Nugget Classic (Reno, Nev.)

@ Crimson Tide Holiday Classic (Tuscaloosa, Ala.)

\* Southeastern Conference

# SEC Tournament (North Little Rock, Ark.)

### 2009-10

Record: 12-18 (4-12 SEC/11th)

Coach: Wendell Hudson

Nov. 4	L	67-68	North Alabama (Exh.)	H
Nov. 13	W	73-68	Tennessee Tech !	N
Nov. 14	L	90-96	Texas A&M C. C. <sup>OT</sup> !	A
Nov. 17	W	79-39	Jackson State	H
Nov. 21	L	67-69	Belmont <sup>OT</sup>	A
Nov. 24	W	68-55	Southeastern La.	H
Nov. 28	W	87-79	Cal State Bakersfield @	N
Nov. 29	L	55-64	Illinois @	N
Dec. 4	L	67-72	Alabama State	A
Dec. 6	W	61-56	Northwestern State	H
Dec. 14	W	64-62	UCF	A
Dec. 16	L	52-61	Florida A&M	A
Dec. 21	W	71-38	Presbyterian	H
Dec. 30	W	87-61	Southern Miss	H
Jan. 3	L	44-52	No. 9/8 Georgia *	H
Jan. 6	L	56-70	Ole Miss *	A
Jan. 10	L	68-80	South Carolina *	H
Jan. 14	L	62-74	Auburn *	A
Jan. 17	L	63-88	Kentucky *	A
Jan. 21	W	82-58	Florida *	H
Jan. 24	L	62-66	Arkansas <sup>OT</sup> *	H
Jan. 28	L	71-70	No. 24/RV Vanderbilt *	A
Jan. 31	L	41-78	No. 18/19 LSU *	H

Feb. 4	L	44-77	Mississippi State *	A
Feb. 7	W	55-53	Auburn *	H
Feb. 14	L	47-76	No. 19/18 Georgia *	A
Feb. 18	L	67-74	No. 5/5 Tennessee *	H
Feb. 21	W	69-58	Arkansas *	A
Feb. 25	L	47-71	Mississippi State *	H
Feb. 28	W	66-61	Florida *	A
March 4	L	66-73	No. 22/24 Georgia #	N

! Emerald Beach Tip-Off (Corpus Christi, Texas)

@ Holiday Beach Classic (San Luis Obispo, Calif.)

\* Southeastern Conference

# SEC Tournament (Duluth, Ga.)

### 2010-11

Record: 18-15 (5-11 SEC/10th)

WNIT (Round of 16)

Coach: Wendell Hudson

Nov. 6	W	103-58	UAH (Exh.)	H
Nov. 12	W	82-55	Tennessee State	H
Nov. 14	W	87-76	Central Arkansas	H
Nov. 17	W	95-84	N.C. State	H
Nov. 19	W	65-55	Georgia State	A
Nov. 23	W	69-53	McNeese State	H
Nov. 26	L	61-68	No. 15/14 Florida State !	N
Nov. 27	W	82-80	Providence <sup>3OT</sup> !	N
Dec. 1	W	80-31	Alabama State	H
Dec. 4	W	90-56	Arkansas-Pine Bluff	H
Dec. 12	L	57-79	Kansas	A
Dec. 18	W	64-46	Belmont	H
Dec. 20	W	67-62	Alabama A&M	H
Dec. 28	W	88-78	Southern Miss	A
Jan. 2	L	55-66	Auburn *	H
Jan. 6	L	45-110	No. 5/6 Tennessee *	A
Jan. 9	L	43-72	LSU *	A
Jan. 13	L	66-82	Vanderbilt *	H
Jan. 16	L	53-57	No. 20/23 Arkansas *	H
Jan. 20	L	51-60	No. 24/RV Georgia *	H
Jan. 23	L	48-59	South Carolina *	A
Jan. 27	L	64-70	Florida *	A
Jan. 30	L	69-82	No. 17/18 Kentucky *	H
Feb. 3	W	66-61	Mississippi State *	A
Feb. 6	L	54-81	No. 24/RV Georgia *	A
Feb. 13	W	64-59	Florida <sup>**</sup>	H
Feb. 17	W	59-51	Auburn *	A
Feb. 20	W	61-52	Ole Miss *	H
Feb. 24	L	55-68	Mississippi State *	H
Feb. 27	W	92-79	Arkansas *	A
March 3	L	36-60	LSU #	N
March 17	W	80-69	Memphis %	A
March 20	W	72-70	Northwestern %	A
March 22	L	59-74	Toledo %	A

! Junkanoo Jam (Freeport, Bahamas)

\* Southeastern Conference

^ Reopening of Foster Auditorium

# SEC Tournament (Nashville, Tenn.)

% WNIT

### 2011-12

Record: 12-19 (2-14 SEC/11th)

Coach: Wendell Hudson

Nov. 6	W	81-27	Auburn-Montgomery (Exh.)	H
Nov. 12	W	72-51	Nicholls State	H
Nov. 15	L	46-58	Central Arkansas	A
Nov. 18	W	78-52	Northwestern State	H

Nov. 21	W	67-34	Georgia Southern	H
Nov. 24	L	76-77	Old Dominion !	N
Nov. 25	W	62-56	Seton Hall <sup>OT</sup> !	N
Nov. 26	W	67-59	Louisiana Tech !	N
Dec. 2	W	69-56	Southern Louisiana	H
Dec. 4	W	80-76	Kansas	H
Dec. 7	L	63-69	North Texas	A
Dec. 11	L	57-79	NC State	A
Dec. 17	W	64-54	Alabama State	A
Dec. 19	W	65-47	Presbyterian	H
Dec. 30	W	80-45	Air Force	H
Jan. 1	L	42-68	South Carolina *	A
Jan. 5	L	55-65	Auburn *	H
Jan. 8	L	40-84	LSU *	A
Jan. 12	L	61-66	Mississippi State *	H
Jan. 15	L	55-69	Ole Miss *	H
Jan. 19	L	37-61	Florida *	A
Jan. 26	L	56-86	No. 7/9 Tennessee *	H
Jan. 29	L	68-82	No. 6/6 Kentucky *	A
Feb. 2	L	52-70	Arkansas *	A
Feb. 5	L	66-81	No. 21/20 Georgia *	H
Feb. 9	W	52-47	Ole Miss *	A
Feb. 12	L	46-51	LSU *	H
Feb. 16	W	77-75	No. 7/8 Kentucky *	H
Feb. 19	L	55-69	South Carolina *	H
Feb. 23	L	40-81	Auburn *	A
Feb. 26	L	54-67	No. 24/RV Vanderbilt *	A
March 1	L	38-57	No. 25/RV South Carolina #	N

! Paradise Jam (St. Thomas, U.S. Virgin Islands)

\* Southeastern Conference

# SEC Tournament (Nashville, Tenn.)

### 2012-13

Record: 13-18 (2-14 SEC/13th)

Coach: Wendell Hudson

Nov. 5	W	94-39	Stillman (Exh.)	H
Nov. 11	W	80-43	Jacksonville State	H
Nov. 13	W	83-74	Houston	H
Nov. 17	W	79-60	Arkansas-Pine Bluff	H
Nov. 19	W	88-83	North Texas <sup>3OT</sup>	H
Nov. 25	W	97-62	Southeastern Louisiana	H
Dec. 1	L	50-69	Wisconsin	A
Dec. 8	L	58-72	Chattanooga	H
Dec. 15	W	80-71	Troy	A
Dec. 17	L	52-58	Wofford	H
Dec. 21	W	73-70	Virginia <sup>2OT</sup>	H
Dec. 28	W	58-47	Cincinnati !	N
Dec. 29	W	80-58	LIU Brooklyn	N
Dec. 30	W	44-43	Hawai'i	N
Jan. 3	L	52-91	No. 24/22 Texas A&M *	A
Jan. 6	L	70-87	No. 6/6 Kentucky *	H
Jan. 10	L	83-95	No. 13/12 Georgia *	H
Jan. 13	W	83-75	Ole Miss *	A
Jan. 20	L	69-96	No. 9/9 Tennessee *	A
Jan. 24	W	61-51	Auburn *	H
Jan. 27	L	58-67	Vanderbilt *	H
Jan. 31	L	59-65	No. 13/14 Georgia *	A
Feb. 3	L	54-87	Florida *	A
Feb. 6	L	53-65	No. 15/12 South Carolina *	H
Feb. 10	L	80-91	Arkansas * <sup>3OT</sup>	H
Feb. 17	L	53-70	Auburn *	A
Feb. 21	L	51-75	Mississippi State *	A
Feb. 24	L	61-67	Florida *	H
Feb. 28	L	42-76	LSU *	A
March 3	L	64-88	Missouri *	H
March 6	W	63-36	Mississippi State #	N

# RECORDS & HISTORY

## YEAR-BY-YEAR RESULTS

March 7 L 35-77 No. 17/14 South Carolina # N  
 ! Rainbow Wahine Invitational (Honolulu, Hawai'i)  
 \* Southeastern Conference  
 # SEC Tournament (Duluth, Ga.)

### 2013-14

**Record: 14-16 (7-9 SEC/T-6t)**

**Coach: Kristy Curry**

Nov. 4	W	86-34	West Alabama (Exh.)	H
Nov. 8	L	70-82	Chattanooga	A
Nov. 11	L	48-62	No. 15/12 Nebraska	A
Nov. 17	L	57-92	No. 2/2 Duke	A
Nov. 21	W	70-62	Wisconsin	H
Nov. 25	W	60-32	Alabama A&M	H
Nov. 29	L	76-86	Saint Mary's !	N
Nov. 30	W	69-54	Cal State Fullerton !	N
Dec. 4	L	57-75	UT Martin	H
Dec. 8	W	51-44	Houston	H
Dec. 17	W	75-62	Jacksonville	H
Dec. 20	W	113-105	Troy <sup>OT</sup>	H
Dec. 28	L	59-79	Princeton @	N
Dec. 29	W	82-60	Coppin State @	N
Jan. 2	L	63-85	No. 6/6 Kentucky *	H
Jan. 5	L	58-73	Texas A&M *	A
Jan. 12	W	93-79	Ole Miss *	H
Jan. 16	L	39-61	Auburn *	H
Jan. 19	L	51-77	No. 8/8 South Carolina *	A
Jan. 23	W	57-55	No. 9/8 Kentucky *	A
Jan. 26	W	69-66	Georgia *	H
Jan. 30	L	67-75	Florida *	A
Feb. 2	L	54-64	No. 10/10 Tennessee *	H
Feb. 9	W	59-56	Missouri *	A
Feb. 13	L	55-75	Arkansas *	A
Feb. 16	L	46-71	No. 14/14 Texas A&M *	H
Feb. 20	W	72-64	Mississippi State <sup>OT</sup> *	H
Feb. 23	W	66-62	No. 25/RV Vanderbilt *	A
Feb. 27	L	65-70	Auburn *	A
March 2	W	78-60	No. 23/RV LSU *	H
March 6	L	65-78	LSU #	N

! Hilton Concord Thanksgiving Classic (Moraga, Calif.)

@ Cavalier Classic (Charlottesville, Va.)

\* Southeastern Conference

# SEC Tournament (Duluth, Ga.)

### 2014-15

**Record: 13-19 (2-14 SEC/14th)**

**Coach: Kristy Curry**

Nov. 9	W	80-48	North Alabama (Exh.)	H
Nov. 14	W	60-44	Florida A&M	H
Nov. 16	L	40-90	No. 7/7 Duke	H
Nov. 18	L	62-64	Jacksonville State	H
Nov. 21	W	85-80	Kansas !	A
Nov. 22	W	72-58	Georgetown !	N
Nov. 23	W	58-51	Temple !	N
Nov. 26	W	75-44	Alabama A&M	H
Nov. 30	L	66-73	Quinnipiac @	A
Dec. 2	W	74-65	USC Upstate	H
Dec. 4	W	68-55	UT Martin	H
Dec. 7	W	53-51	No. 12/15 Nebraska	H
Dec. 14	L	39-46	Mercer	H
Dec. 16	W	71-27	Arkansas-Pine Bluff	H
Dec. 21	W	87-58	New Orleans	H
Dec. 28	W	71-40	Mississippi Valley State	H
Jan. 2	L	66-78	No. 11/11 Kentucky *	H

Jan. 4	L	47-64	No. 19/19 Georgia *	A
Jan. 8	L	59-102	No. 1/1 South Carolina *	H
Jan. 11	L	63-77	Ole Miss *	A
Jan. 18	L	50-66	No. 15/18 Mississippi State *	A
Jan. 22	W	51-50	Auburn *	H
Jan. 25	L	52-55	Vanderbilt *	H
Jan. 29	L	54-85	No. 1/1 South Carolina *	A
Feb. 1	L	42-53	Arkansas *	H
Feb. 8	L	39-51	LSU *	A
Feb. 12	W	67-64	Missouri *	H
Feb. 16	L	49-70	No. 15/16 Texas A&M *	A
Feb. 19	L	56-77	No. 6/6 Tennessee *	A
Feb. 22	L	55-57	No. 14/16 Mississippi State *	H
Feb. 26	L	49-53	Florida *	H
March 1	L	73-80	Auburn *	A
March 4	L	56-66	Vanderbilt #	N

! Hall of Fame Women's Challenge (Lawrence, Kan.)

@ Hall of Fame Women's Challenge (Uncasville, Conn.)

\* Southeastern Conference

# SEC Tournament (Little Rock, Ark.)

### 2015-16

**Record: 15-14 (4-12 SEC/12th)**

**Coach: Kristy Curry**

Nov. 9	W	93-34	Faulkner (Exh.)	H
Nov. 13	W	96-44	Alabama A&M	H
Nov. 16	W	93-59	Appalachian State	H
Nov. 22	W	98-35	Mississippi Valley State	H
Nov. 24	W	72-56	Georgia State	H
Nov. 27	W	64-46	Middle Tennessee !	N
Nov. 28	W	67-60	Utah Valley !	N
Dec. 2	L	65-83	UT Martin	A
Dec. 6	W	97-50	Alcorn State	H
Dec. 12	W	78-66	Georgetown	H
Dec. 14	W	69-47	North Florida	H
Dec. 18	L	58-70	Georgia Tech	A
Dec. 20	W	72-57	Grambling State	H
Dec. 28	W	68-49	Lipscomb	H
Jan. 3	W	62-45	LSU *	H
Jan. 7	L	48-73	No. 10/9 Kentucky *	A
Jan. 10	L	48-54	Vanderbilt *	H
Jan. 14	L	59-72	Auburn *	A
Jan. 17	W	64-50	Georgia *	H
Jan. 21	L	72-80	No. 22/23 Florida *	A
Jan. 25	L	52-67	Vanderbilt *	A
Jan. 28	L	56-59	No. 10/10 Texas A&M *	H
Jan. 31	L	42-70	No. 19/23 Tennessee *	A
Feb. 4	W	48-37	Ole Miss *	H
Feb. 7	L	55-59	Auburn *	H
Feb. 11	L	52-63	Missouri *	A
Feb. 18	L	67-69	Arkansas *	A
Feb. 22	L	46-66	No. 3/2 South Carolina *	H
Feb. 25	W	54-46	Tennessee *	H
Feb. 28	L	52-61	No. 16/16 Mississippi State *	A
March 2	L	49-58	LSU #	N
March 16	L	52-53	Tulane \$	A

! Nugget Classic (Reno, Nev.)

\* Southeastern Conference

# SEC Tournament (Jacksonville, Fla.)

\$ WNIT

### 2016-17

**Record: 22-14 (5-11 SEC/11th)**

**Coach: Kristy Curry**

Nov. 4	W	86-34	West Alabama (Exh.)	H
Nov. 11	W	78-57	New Orleans	H
Nov. 14	W	93-44	Mississippi Valley State	H
Nov. 17	W	82-35	Lipscomb	H
Nov. 22	W	66-48	Georgia Southern	H
Nov. 27	W	97-29	Alabama A&M	N
Dec. 1	W	93-43	Alcorn State	H
Dec. 4	W	71-65	Kansas	H
Dec. 11	L	59-70	Georgetown	A
Dec. 15	W	80-57	Georgia State	H
Dec. 17	W	67-65	Georgia Tech	H
Dec. 19	W	84-63	McNeese State !	N
Dec. 20	W	78-60	UTEP !	N
Dec. 28	W	81-46	Florida A&M	H
Jan. 1	L	45-93	No. 6/6 South Carolina *	A
Jan. 5	W	90-80	Ole Miss *	H
Jan. 8	W	59-58	Missouri *	A
Jan. 12	L	54-71	Kentucky *	H
Jan. 15	L	50-68	Arkansas *	H
Jan. 19	L	54-67	No. 4/4 Mississippi State *	H
Jan. 22	W	65-57	Ole Miss *	A
Jan. 26	L	80-87	Vanderbilt *	A
Jan. 29	L	55-66	Auburn *	H
Feb. 5	L	41-48	LSU *	A
Feb. 9	L	48-69	Texas A&M *	A
Feb. 12	L	56-66	Florida *	H
Feb. 16	W	65-57	Tennessee *	H
Feb. 20	W	63-61	Auburn *	A
Feb. 23	L	65-71	Georgia *	A
Feb. 26	L	56-65	No. 24/RV Missouri *	H
March 1	W	77-57	Vanderbilt #	N
March 2	W	72-64	Tennessee #	N
March 3	L	55-65	No. 20/24 Kentucky #	N
March 16	W	81-57	Mercer \$	H
March 19	W	55-53	Little Rock \$	H
March 23	W	72-64	Tulane \$	H
March 26	L	66-76	Georgia Tech \$	A

! Patrick Harrington Classic (Niceville Fla.)

\* Southeastern Conference

# SEC Tournament (Greenville, S.C.)

\$ WNIT

### 2017-18

**Record: 20-14 (7-9 SEC/8th)**

**Coach: Kristy Curry**

Nov. 1	W	108-53	Antelope Valley (Exh.)	H
Nov. 10	W	90-32	Alabama A&M	H
Nov. 13	W	65-60	Utah	H
Nov. 16	W	75-60	Jacksonville	H
Nov. 19	W	84-36	Georgia Southern	A
Nov. 23	L	49-68	No. 23 NC State !	N
Nov. 24	L	55-60	Elon !	N
Dec. 1	L	67-88	TCU	A
Dec. 7	W	73-51	Lipscomb	A
Dec. 10	W	73-49	Grambling State	H
Dec. 17	W	59-44	SMU	H
Dec. 19	W	65-61	Missouri State	H
Dec. 20	W	68-47	Murray State	H
Dec. 28	W	91-55	Florida A&M	H
Dec. 31	L	56-62	No. 16 Missouri *	H
Jan. 4	W	63-54	Florida *	A
Jan. 7	W	83-76	Arkansas *	A
Jan. 11	W	65-51	LSU *	H
Jan. 14	L	61-75	No. 4 Mississippi State *	A
Jan. 18	L	54-73	No. 16 Texas A&M *	H
Jan. 21	W	77-75	Vanderbilt *	H
Jan. 25	L	54-79	Kentucky *	A
Jan. 28	L	60-69	Auburn *	A

RECORDS & HISTORY

## YEAR-BY-YEAR RESULTS

Feb. 4	L	66-74	Arkansas *	H
Feb. 8	L	66-79	No. 7 South Carolina *	H
Feb. 11	W	82-79	Ole Miss *	A
Feb. 15	W	72-63	No. 11 Tennessee *	A
Feb. 18	W	70-60	Auburn *	H
Feb. 22	L	43-49 <sup>OT</sup>	No. 19 Georgia *	H
Feb. 25	L	78-79 <sup>OT</sup>	LSU *	A
March 1	L	64-71	Kentucky #	N
March 14	W	69-56	Southern §	H
March 18	W	80-61	UCF §	H
March 22	W	61-59	Georgia Tech §	H
March 25	L	67-74	Virginia Tech §	A

! Puerto Rico Clasico (Fort Lauderdale, Fla.)

\* Southeastern Conference

# SEC Tournament (Nashville, Tenn.)

§ WNIT

# RECORDS & HISTORY

## WNBA



### LINDA BURGESS

Los Angeles Sparks (1997)  
Sacramento Monarchs (1998-2000)



### DOMINIQUE CANTY

Detroit Shock (1999-2002)  
Houston Comets (2003-06)  
Chicago Sky (2007-11)  
Washington Mystics (2012)



### CASSANDRA CRUMPTON MOORER

New York Liberty (1997-98)



### SHALONDA ENIS

Washington Mystics (1999)  
Charlotte Sting (2000-03)

WNBA



**NIESA JOHNSON**

Charlotte Sting (1999-2000)



**TAUSHA MILLS**

Washington Mystics (2000-02)  
San Antonio Silver Stars (2003)  
Detroit Shock (2007)



**NAVONDA MOORE**

Minnesota Lynx (2007-08)



# POSTSEASON HISTORY

## ALL-TIME SEC TOURNAMENT RESULTS

### 1980 (1-1)

Feb. 7, 1980	W	69-53	Vanderbilt	Knoxville, Tenn.	First Round
Feb. 8, 1980	L	69-77	Kentucky	Knoxville, Tenn.	Second Round

### 1981 (3-1)

Jan. 29, 1981	W	67-54	Florida	Baton Rouge, La.	First Round
Jan. 30, 1981	W	77-71	Tennessee	Baton Rouge, La.	Second Round
Jan. 31, 1981	W	80-66	Georgia	Baton Rouge, La.	Semifinal
Feb. 1, 1981	L	50-61	Auburn	Baton Rouge, La.	Final

### 1982 (0-1)

Feb. 26, 1982	L	76-82	Kentucky	Lexington, Ky.	First Round
---------------	---	-------	----------	----------------	-------------

### 1983 (1-1)

March 3, 1983	W	69-53	Florida	Knoxville, Tenn.	First Round
March 4, 1983	L	73-91	Tennessee	Knoxville, Tenn.	Second Round

### 1984 (2-1)

March 3, 1984	W	85-66	Tennessee	Athens, Ga.	Second Round
March 4, 1984	W	83-73	Vanderbilt	Athens, Ga.	Semifinal
March 5, 1984	L	65-74	Georgia	Athens, Ga.	Final

### 1985 (0-1)

Feb. 24, 1985	L	85-87	Vanderbilt	Oxford, Miss.	First Round
---------------	---	-------	------------	---------------	-------------

### 1986 (1-1)

Feb. 28, 1986	W	71-57	Florida	Athens, Ga.	First Round
March 1, 1986	L	71-88	Georgia	Athens, Ga.	Second Round

### 1987 (1-1)

March 4, 1987	W	88-76	Mississippi State	Albany, Ga.	First Round
March 5, 1987	L	61-89	Auburn	Albany, Ga.	Second Round

### 1988 (0-1)

March 4, 1988	L	66-76	Ole Miss	Albany, Ga.	Second Round
---------------	---	-------	----------	-------------	--------------

### 1989 (1-1)

March 3, 1989	W	59-55	Mississippi State	Albany, Ga.	First Round
March 4, 1989	L	61-89	Tennessee	Albany, Ga.	Second Round

### 1990 (0-1)

March 2, 1990	L	45-71	Ole Miss	Albany, Ga.	First Round
---------------	---	-------	----------	-------------	-------------

### 1991 (1-1)

March 1, 1991	W	95-75	Florida	Albany, Ga.	First Round
March 2, 1991	L	69-78	Georgia	Albany, Ga.	Second Round

### 1992 (0-1)

March 6, 1992	L	87-95	Kentucky	Albany, Ga.	Second Round
---------------	---	-------	----------	-------------	--------------

### 1993 (2-1)

March 5, 1993	W	106-86	LSU	Chattanooga, Tenn.	First Round
March 6, 1993	W	88-73	Florida	Chattanooga, Tenn.	Second Round
March 7, 1993	L	72-76	Georgia	Chattanooga, Tenn.	Semifinal

### 1994 (1-1)

March 4, 1994	W	86-84 OT	Ole Miss	Chattanooga, Tenn.	Second Round
March 6, 1994	L	56-72	Tennessee	Chattanooga, Tenn.	Semifinal

### 1995 (1-1)

March 4, 1995	W	86-72	Arkansas	Chattanooga, Tenn.	Second Round
March 5, 1995	L	70-84	Tennessee	Chattanooga, Tenn.	Semifinal

### 1996 (2-1)

March 2, 1996	W	65-59	Auburn	Chattanooga, Tenn.	Second Round
March 3, 1996	W	86-70	LSU	Chattanooga, Tenn.	Semifinal
March 4, 1996	L	60-64	Tennessee	Chattanooga, Tenn.	Final

### 1997 (1-1)

March 1, 1997	W	85-63	Arkansas	Chattanooga, Tenn.	Second Round
March 2, 1997	L	72-83	Florida	Chattanooga, Tenn.	Semifinal

### 1998 (2-1)

Feb. 27, 1998	W	92-72	South Carolina	Columbus, Ga.	Second Round
Feb. 28, 1998	W	74-61	Florida	Columbus, Ga.	Semifinal
March 1, 1998	L	63-67	Tennessee	Columbus, Ga.	Final

**ALL-TIME SEC TOURNAMENT RESULTS**

**1999 (2-1)**

Feb. 25, 1999	W	82-71	South Carolina	Chattanooga, Tenn.	First Round
Feb. 26, 1999	W	76-72	Auburn	Chattanooga, Tenn.	Second Round
Feb. 27, 1999	L	69-80	Tennessee	Chattanooga, Tenn.	Semifinal

**2000 (0-1)**

March 2, 2000	L	63-67	Kentucky	Chattanooga, Tenn.	First Round
---------------	---	-------	----------	--------------------	-------------

**2001 (1-1)**

March 1, 2001	W	59-55	Auburn	Memphis, Tenn.	First Round
March 2, 2001	L	52-82	Tennessee	Memphis, Tenn.	Second Round

**2002 (0-1)**

Feb. 28, 2002	L	60-64	Georgia	Nashville, Tenn.	First Round
---------------	---	-------	---------	------------------	-------------

**2003 (0-1)**

March 6, 2003	L	48-53	Arkansas	North Little Rock, Ark.	First Round
---------------	---	-------	----------	-------------------------	-------------

**2004 (0-1)**

March 4, 2004	L	56-63	Ole Miss	Nashville, Tenn.	First Round
---------------	---	-------	----------	------------------	-------------

**2005 (1-1)**

March 3, 2005	W	62-58	Florida	Greenville, S.C.	First Round
March 4, 2005	L	59-60	LSU	Greenville, S.C.	Second Round

**2006 (0-1)**

March 2, 2006	L	62-84	Vanderbilt	North Little Rock, Ark.	First Round
---------------	---	-------	------------	-------------------------	-------------

**2007 (0-1)**

March 1, 2007	L	49-78	Ole Miss	Duluth, Ga.	First Round
---------------	---	-------	----------	-------------	-------------

**2008 (0-1)**

March 6, 2008	L	62-71	Georgia	Nashville, Tenn.	First Round
---------------	---	-------	---------	------------------	-------------

**2009 (0-1)**

March 5, 2009	L	49-68	Tennessee	North Little Rock, Ark.	First Round
---------------	---	-------	-----------	-------------------------	-------------

**2010 (0-1)**

March 4, 2010	L	66-73	Georgia	Duluth, Ga.	First Round
---------------	---	-------	---------	-------------	-------------

**2011 (0-1)**

March 3, 2011	L	36-60	LSU	Nashville, Tenn.	First Round
---------------	---	-------	-----	------------------	-------------

**2012 (0-1)**

March 1, 2012	L	38-57	South Carolina	Nashville, Tenn.	First Round
---------------	---	-------	----------------	------------------	-------------

**2013 (1-1)**

March 6, 2013	W	63-36	Mississippi State	Duluth, Ga.	First Round
March 7, 2013	L	35-77	South Carolina	Duluth, Ga.	Second Round

**2014 (0-1)**

March 6, 2014	L	65-78	LSU	Duluth, Ga.	First Round
---------------	---	-------	-----	-------------	-------------

**2015 (0-1)**

March 4, 2015	L	56-66	Vanderbilt	Little Rock, Ark.	First Round
---------------	---	-------	------------	-------------------	-------------

**2016 (0-1)**

March 2, 2016	L	49-58	LSU	Jacksonville, Fla.	First Round
---------------	---	-------	-----	--------------------	-------------

**2017 (2-1)**

March 1, 2017	W	77-57	Vanderbilt	Greenville, S.C.	First Round
March 2, 2017	W	72-64	Tennessee	Greenville, S.C.	Second Round
March 3, 2017	L	55-65	Kentucky	Greenville, S.C.	Quarterfinals

**2018 (0-1)**

March 1, 2018	L	64-71	Kentucky	Nashville, Tenn.	Second Round
---------------	---	-------	----------	------------------	--------------

**RECORD VERSUS OPPONENTS  
IN SEC TOURNAMENT**

Arkansas	2-1	Mississippi State	3-0
Auburn	3-2	Missouri	0-0
Florida	7-1	South Carolina	2-2
Georgia	1-7	Tennessee	3-9
Kentucky	0-6	Texas A&M	0-0
LSU	2-4	Vanderbilt	3-3
Ole Miss	1-4		

SEC Tournament Overall Record: 27-39



# POSTSEASON HISTORY

## ALL-TIME NATIONAL POSTSEASON RESULTS

### 1977 (0-3)

March 22, 1977	L	59-89	Wayland Baptist	Amarillo, Texas	NWIT
March 23, 1977	L	73-88	Belmont	Amarillo, Texas	NWIT
March 24, 1977	L	75-84	Indiana State	Amarillo, Texas	NWIT

### 1984 (1-1)

#### Midwest Region

March 18, 1984	W	78-70	Central Michigan	Mt. Pleasant, Mich.	NCAA First Round
March 23, 1984	L	58-65	Tennessee	Knoxville, Tenn.	NCAA Second Round

### 1988 (0-1)

#### Midwest Region

March 16, 1988	L	63-77	South Carolina	Columbia, S.C.	NCAA First Round
----------------	---	-------	----------------	----------------	------------------

### 1992 (1-1)

#### Midwest Region

March 18, 1992	W	100-87	Tennessee Tech	Tuscaloosa, Ala.	NCAA First Round
March 21, 1992	L	68-98	Western Kentucky	Bowling Green, Ky.	NCAA Second Round

### 1993 (1-1)

#### Midwest Region

March 17, 1993	W	102-70	Georgia Southern	Tuscaloosa, Ala.	NCAA First Round
March 21, 1993	L	73-74 OT	North Carolina	Chapel Hill, N.C.	NCAA Second Round

### 1994 (4-1)

#### Midwest Region

March 13, 1994	W	96-86	Oregon State	Tuscaloosa, Ala.	NCAA First Round
March 20, 1994	W	84-78	Iowa	Iowa City, Iowa	NCAA Second Round
March 25, 1994	W	73-68	Texas Tech	Austin, Texas	NCAA Sweet 16
March 26, 1994	W	96-82	Penn State	Austin, Texas	NCAA Elite Eight
April 2, 1994	L	66-69	Louisiana Tech	Richmond, Va.	NCAA Final Four

### 1995 (2-1)

#### East Region

March 16, 1995	W	82-55	Mount St. Mary's	Tuscaloosa, Ala.	NCAA First Round
March 18, 1995	W	121-120 4OT	No. 20 Duke	Tuscaloosa, Ala.	NCAA Second Round
March 23, 1995	L	56-87	No. 1 Connecticut	Storrs, Conn.	NCAA Sweet 16

### 1996 (2-1)

#### West Region

March 15, 1996	W	95-66	Appalachian State	Tuscaloosa, Ala.	NCAA First Round
March 17, 1996	W	88-68	No. 23 N.C. State	Tuscaloosa, Ala.	NCAA Second Round
March 23, 1996	L	76-78 OT	No. 3 Stanford	Seattle, Wash.	NCAA Sweet 16

### 1997 (2-1)

#### East Region

March 4, 1997	W	94-50	Saint Francis	Tuscaloosa, Ala.	NCAA First Round
March 16, 1997	W	61-52	St. Joseph's	Tuscaloosa, Ala.	NCAA Second Round
March 22, 1997	L	71-87	No. 15 Notre Dame	Columbia, S.C.	NCAA Sweet 16

### 1998 (2-1)

#### Midwest Region

March 13, 1998	W	94-46	UNC Greensboro	Tuscaloosa, Ala.	NCAA First Round
March 15, 1998	W	75-74	No. 25 UCLA	Tuscaloosa, Ala.	NCAA Second Round
March 21, 1998	L	57-71	No. 4 Louisiana Tech	Lubbock, Texas	NCAA Sweet 16

### 1999 (1-1)

#### Midwest Region

March 12, 1999	W	80-68	Grambling State	Chapel Hill, N.C.	NCAA First Round
March 14, 1999	L	56-70	No. 11 North Carolina	Chapel Hill, N.C.	NCAA Second Round

### 2000 (0-1)

March 16, 2000	L	68-70	Chattanooga	Chattanooga, Tenn.	WNIT First Round
----------------	---	-------	-------------	--------------------	------------------

### 2001 (1-1)

March 15, 2001	W	77-67	Memphis	Tuscaloosa, Ala.	WNIT First Round
March 18, 2001	L	72-84	UAB	Birmingham, Ala.	WNIT Second Round

## ALL-TIME NATIONAL POSTSEASON RESULTS

### 2002 (2-1)

March 13, 2002	W	68-67	Missouri	Columbia, Mo.	WNIT First Round
March 17, 2002	W	99-77	Eastern Kentucky	Richmond, Ky.	WNIT Second Round
March 19, 2002	L	61-79	Michigan State	East Lansing, Mich.	WNIT Quarterfinals

### 2011 (2-1)

March 17, 2011	W	80-69	Memphis	Memphis, Tenn.	WNIT First Round
March 20, 2011	W	72-70	Northwestern	Evanston, Ill.	WNIT Second Round
March 22, 2011	L	59-74	Toledo	Toledo, Ohio	WNIT Round of 16

### 2016 (0-1)

March 16, 2016	L	52-53	Tulane	New Orleans, La.	WNIT First Round
----------------	---	-------	--------	------------------	------------------

### 2017 (3-1)

March 16, 2017	W	81-57	Mercer	Tuscaloosa, Ala.	WNIT First Round
March 19, 2017	W	55-53	Little Rock	Tuscaloosa, Ala.	WNIT Second Round
March 23, 2017	W	72-64	Tulane	Tuscaloosa, Ala.	WNIT Round of 16
March 26, 2017	L	66-76	Georgia Tech	Atlanta, Ga.	WNIT Quarterfinals

### 2018 (3-1)

March 14, 2018	W	69-56	Southern	Tuscaloosa, Ala.	WNIT First Round
March 18, 2018	W	80-61	UCF	Tuscaloosa, Ala.	WNIT Second Round
March 22, 2018	W	61-59	Georgia Tech	Tuscaloosa, Ala.	WNIT Round of 16
March 25, 2018	L	67-74	Virginia Tech	Blacksburg, Va.	WNIT Quarterfinals

NCAA Overall Record: 16-10


WNIT Overall Record: 11-7

NWIT Overall Record: 0-3




Alabama has made back-to-back appearances in the WNIT Quarterfinals over the last two seasons.


# MEDIA/TV ROSTER




**0**  
6-1 • Freshman G  
**TANIYAH WORTH**  
Flowery Branch, Ga.  
(Flowery Branch)




**1**  
5-9 • Freshman G  
**MEGAN ABRAMS**  
Lafayette, La.  
(Lafayette Christian Academy)



**2**  
6-0 • Senior G  
**AMBER RICHARDSON**  
Garner, N.C.  
(Southeast Raleigh/NC State)




**3**  
5-7 • Junior G  
**JORDAN LEWIS**  
Windermere, Fla.  
(Lake Highland Prep)



**4**  
5-10 • Junior G  
**CIERRA JOHNSON**  
Mobile, Ala.  
(Blount/Shelton State CC)




**5**  
5-6 • Freshman G  
**HANNAH BARBER**  
Homewood, Ala.  
(Homewood)



**10**  
5-9 • Senior G  
**TAYLOR BERRY**  
New Orleans, La.  
(Mount Carmel Academy)




**12**  
6-1 • Freshman F  
**ALLIE CRAIG CRUCE**  
Killen, Ala.  
(Lauderdale County)



**22**  
6-3 • Sophomore F  
**ARIYAH COPELAND**  
Columbus, Ga.  
(Columbus)




**23**  
6-0 • Senior G  
**SHAQUERA WADE**  
Huntsville, Ala.  
(Huntsville)




**24**  
6-0 • Freshman G  
**DE'SHA BENJAMIN**  
Augusta, Ga.  
(Lucy C. Laney)



**25**  
6-5 • Junior F  
**ASHLEY KNIGHT**  
Austin, Texas  
(Lyndon B. Johnson)



**34**  
6-1 • Freshman G  
**GRACE PELPHERY**  
Tuscaloosa, Ala.  
(Tuscaloosa Academy)



**40**  
6-3 • Junior F  
**JASMINE WALKER**  
Montgomery, Ala.  
(Jefferson Davis/Florida State)



**42**  
6-3 • Junior C  
**SHELBY GIBSON**  
Murfreesboro, Tenn.  
(Oakland/Ole Miss)




**KRISTY CURRY**  
Head Coach 6th Season  
NORTHEAST LOUISIANA, 1988



**KELLY CURRY**  
Assist. Coach 6th Season  
TEXAS A&M, 1990




**BROOKS WILLIAMS**  
Assist. Coach 3rd Season  
MISSISSIPPI STATE, 2000




**TIFFANY COPPAGE**  
Assist. Coach 1st Season  
MISSOURI STATE, 2009




**BRIAN JOHNSON**  
Operations 3rd Season  
TENNESSEE, 2016



**BRITTANY GRAHAM**  
Video/Creative Content 1st Season  
GEORGIA STATE, 2010



**TERRY JONES**  
Strength and Conditioning 31st Season  
ALABAMA, 1977



**DARAH MCINTURF**  
Athletic Trainer 1st Season  
OHIO, 2014

MEDIA/TV ROSTER

A

TAYLOR BERRY

CIERRA JOHNSON

