



BRIANA HUTCHEN
SENIOR

SHARIN RIVERS
SENIOR

2014 **A** 2015

BUILT *by* BAMA

ALABAMA WOMEN'S BASKETBALL MEDIA GUIDE



ALABAMA WOMEN'S BASKETBALL 14-15

11.9.14	NORTH ALABAMA (EXHIBITION)	2:00 P.M.	1.4.15	GEORGIA*	NOON
11.14.14	FLORIDA A&M ³	5:30 P.M.	1.8.15	SOUTH CAROLINA*	6:00 P.M.
11.16.14	DUKE	7:00 P.M.	1.11.15	OLE MISS*	2:00 P.M.
11.18.14	JACKSONVILLE STATE	6:00 P.M.	1.18.15	MISSISSIPPI STATE*	3:00 P.M.
	HALL OF FAME WOMEN'S CHALLENGE¹		1.22.15	AUBURN*	8:00 P.M.
11.21.14	KANSAS	6:00 P.M.	1.25.15	VANDERBILT*	NOON
11.22.14	GEORGETOWN	6:30 P.M.	1.29.15	SOUTH CAROLINA*	6:00 P.M.
11.23.14	TEMPLE	11:30 A.M.	2.1.15	ARKANSAS*	1:00 P.M.
11.26.14	ALABAMA A&M	6:00 P.M.	2.8.15	LSU*	4:00 P.M.
	HALL OF FAME WOMEN'S CHALLENGE²		2.12.15	MISSOURI*	8:00 P.M.
11.30.14	QUINNIPIAC	10:00 A.M.	2.16.15	TEXAS A&M*	6:00 P.M.
12.2.14	USC UPSTATE	6:00 P.M.	2.19.15	TENNESSEE*	6:00 P.M.
12.4.14	UT MARTIN	6:00 P.M.	2.22.15	MISSISSIPPI STATE*	2:00 P.M.
12.7.14	NEBRASKA	2:00 P.M.	2.26.15	FLORIDA*	6:00 P.M.
12.14.14	MERCER	NOON	3.1.15	AUBURN*	2:00 P.M.
12.16.14	ARKANSAS-PINE BLUFF ³	11:00 A.M.	3.4-8.15	SEC TOURNAMENT⁴	TBA
12.21.14	NEW ORLEANS	2:00 P.M.			
12.28.14	MISSISSIPPI VALLEY STATE	2:00 P.M.			
1.2.15	KENTUCKY*	2:00 P.M.			

HOME GAMES IN BOLD / ALL TIMES CST
 *SOUTHEASTERN CONFERENCE GAME
¹ LAWRENCE, KANSAS / ² UNCASVILLE, CONN.
³ COLEMAN COLISEUM / ⁴ LITTLE ROCK, ARK.



LINDSEY HICKS
VIDEO COORDINATOR

TERRY NOONER
ASSISTANT COACH

KRISTY CURRY
HEAD COACH

KELLY CURRY
ASSISTANT COACH

SHEREKA WRIGHT
ASSISTANT COACH

GRANT FAUSSET
DIRECTOR OF OPERATIONS



A U D I T O R I U M

TRUST

LOYALTY

TRUTHFULNESS

COMMITMENT

RESPONSIBILITY

DISCIPLINE

DEDICATION

RESPECT

RESPECT

DEDICATION

DISCIPLINE

INTRODUCTION

TABLE OF CONTENTS

INTRODUCTION

Athletics Communications Staff 2
 Quick Facts 2
 Roster 3
 Schedule 4
 Media Information 5
 Foster Auditorium 6
 Southeastern Conference 7
 President Dr. Judy Bonner 8
 Academics 9
 Bill Battle/Senior Support Staff 10
 Campus Life 11

OUTLOOK

Preview 12-13
 Opponents 14-17

THE TEAM

Player Profiles 16-39
 Coaching Staff 40-45
 Support Staff 46-47

YEAR IN REVIEW

2013-14 Review 45-61

RECORDS AND HISTORY

Year-by-Year Team Statistics 62
 Team Scoring Records 63
 Individual Scoring Records 64
 Field Goal Records 65-66
 Free Throw Records 67
 1,000 Point Club 68-72
 Rebound Records 73
 Assist Records 74
 Steals, Blocks and Games Records 75
 vs. AP Top 25; 100-plus Point Games 76
 Home Game Records 77
 Coaching Records 78
 All-Time Roster 79-80
 All-Time Jersey Numbers 81-82
 Assistant Coaches 82
 SEC Awards 83
 All-Americans 84-85
 Miscellaneous Awards 86
 Academic Awards 87
 Series Results 88-96
 Year-by-Year Results 97-105
 SEC Tournament Results 106-107
 Postseason Results 108-109
 WNBA 110-111
 Radio/Television Chart 112

UNIVERSITY INFORMATION

Location Tuscaloosa, Ala.
 Enrollment 36,155
 Founded April 12, 1831
 Nickname Crimson Tide
 Colors Crimson and White
 Conference Southeastern
 President Dr. Judy Bonner
 Athletics Director Bill Battle
 Senior Woman Administrator . . . Marie Robbins
 Faculty Representative Dr. Kevin Whitaker
 Facility Foster Auditorium
 Capacity 3,800

TEAM INFORMATION

2013-14 Overall Record 14-16
 2013-14 SEC Record 7-9 (T-6th)
 Starters R/L 3/2
 Letterwinners R/L 6/4
 Newcomers 5
 All-Time Record 672-514 (.567)
 All-Time SEC Record 141-252 (.358)
 All-Time Home Record 324-156 (.675)
 First Season 1974
 NCAA Appearances 10 (1984, 1988, 1992-99)
 WNIT Appearances 4 (2000-02, 2011)

COACHING STAFF

Head Coach Kristy Curry
 Alma Mater Northeast Louisiana, 1988
 Record at Alabama 14-16 (.467)
 Overall Record 323-165 (.662)
 SEC Record 7-9 (.438)
 Season at Alabama Second
 Assistant Coach Kelly Curry
 Alma Mater Texas A&M, 1990
 Season at Alabama Second
 Assistant Coach Shereka Wright
 Alma Mater Purdue, 2004
 Season at Alabama Second
 Assistant Coach Terry Nooner
 Alma Mater Kansas, 2000
 Season at Alabama Second
 Director of Operations Grant Fausset
 Alma Mater Purdue, 2004
 Season at Alabama Second
 Video Coordinator Lindsey Hicks
 Alma Mater Purdue, 2004
 Season at Alabama Second

ATHLETICS COMMUNICATIONS STAFF



DOUG WALKER
 Associate Athletic Director
 for Athletics Communications
 Office: (205) 348-7245
 e-mail: dwalker@ia.ua.edu



JEFF PURINTON
 Associate Athletic Director for
 Football Communications
 Office: (205) 348-3631
 e-mail: jpurinton@ia.ua.edu



**JESSICA PARÉ
 (WBB CONTACT)**
 Director of
 Athletics Communications
 Office: (205) 348-3673
 Cell: (205) 394-5985
 e-mail: jpare@ia.ua.edu



AARON JORDAN
 Associate Director of
 Athletics Communications
 Office: (205) 348-5041
 e-mail: ajordan@ia.ua.edu



JOSH MAXSON
 Associate Director of
 Athletics Communications
 Office: (205) 348-7496
 e-mail: jmaxson@ia.ua.edu



ROOTS WOODRUFF
 Associate Director of
 Athletics Communications
 Office: (205) 348-2088
 e-mail: rwoodruff@ia.ua.edu



NATHAN SHEEHAN
 Assistant Director of
 Athletics Communications
 Office: (205) 348-6734
 e-mail: nsheehan@ia.ua.edu

CREDITS

The 2014-15 University of Alabama women's basketball media guide was produced by the staff of the Alabama Athletics Communications Office. The publication was written and edited by Jessica Paré, Alex Thompson and Carlie Hillinger and designed by EBSCO Media. Photography by Alabama Athletics Director of Photography Kent Gidley and his assistants. Special thanks to the Crimson Tide coaching staff, Brent Hollingsworth for the cover design, Pete LaFleur for editorial assistance and the staff of the SEC office. Copyright 2014 by the Board of Trustees of The University of Alabama. "Roll Tide," "Crimson Tide," "Bama" and the primary and secondary logos are registered trademarks of The University of Alabama.

2014-15 ALABAMA ROSTER

NUMERICAL

No.	Name	Pos.	Ht.	Year	Hometown (Previous School)
1	Quanetria Bolton	F	6-0	Fr.	Anniston, Ala. (Anniston HS)
3	Khadijah Carter	G	6-1	Jr.	Goodrich, Texas (Jacksonville College)
5	Breanna Hayden	G	5-9	So.	Dallas, Texas (Baylor)
11	Hannah Cook	G	6-0	Fr.	Ozark, Mo. (Ozark HS)
13	Nikki Hegstetter	F	6-2	Jr.	Kennesaw, Ga. (Harrison HS)
15	Meoshonti Knight	G	5-8	Fr.	Morgan City, La. (Central Catholic HS)
20	Ashley Williams	F	6-0	So.	Covington, Ga. (Alcovy HS)
22	Karyla Middlebrook	G	5-7	RS Fr.	Blue Springs, Mo. (Blue Springs HS)
25	Briana Hutchen	F	6-1	Sr.	Baltimore, Md. (Rutgers)
33	Sharin Rivers	G	5-3	Sr.	Huntsville, Ala. (Shelton State)
34	Oceana Hamilton	F/C	6-4	So.	Mississauga, Ontario (St. Edmund Campion)
35	Diamanté Martinez	F	6-3	Fr.	New Orleans, La. (Edna Karr HS)

ALPHABETICAL

No.	Name	Pos.	Ht.	Year	Hometown (Previous School)
1	Quanetria Bolton	F	6-0	Fr.	Anniston, Ala. (Anniston HS)
3	Khadijah Carter	G	6-1	Jr.	Goodrich, Texas (Jacksonville College)
11	Hannah Cook	G	6-0	Fr.	Ozark, Mo. (Ozark HS)
34	Oceana Hamilton	F/C	6-4	So.	Mississauga, Ontario (St. Edmund Campion)
5	Breanna Hayden	G	5-9	So.	Dallas, Texas (Baylor)
13	Nikki Hegstetter	F	6-2	Jr.	Kennesaw, Ga. (Harrison HS)
25	Briana Hutchen	F	6-1	Sr.	Baltimore, Md. (Rutgers)
15	Meoshonti Knight	G	5-8	Fr.	Morgan City, La. (Central Catholic HS)
35	Diamanté Martinez	F	6-3	Fr.	New Orleans, La. (Edna Karr HS)
22	Karyla Middlebrook	G	5-7	RS Fr.	Blue Springs, Mo. (Blue Springs HS)
33	Sharin Rivers	G	5-3	Sr.	Huntsville, Ala. (Shelton State)
20	Ashley Williams	F	6-0	So.	Covington, Ga. (Alcovy HS)

INSIDE THE ROSTER

Returning Letterwinners (6)

Khadijah Carter
Nikki Hegstetter
Ashley Williams
Briana Hutchen
Sharin Rivers
Oceana Hamilton

Redshirts (1)

Karyla Middlebrook

Returning Starters (3)

Nikki Hegstetter
Sharin Rivers
Ashley Williams

Newcomers (5)

Quanetria Bolton
Breanna Hayden
Hannah Cook
Meoshonti Knight
Diamanté Martinez

Seniors (2)

Briana Hutchen
Sharin Rivers

Juniors (2)

Khadijah Carter
Nikki Hegstetter

Sophomores (3)

Breanna Hayden
Oceana Hamilton
Ashley Williams

Freshmen (5)

Quanetria Bolton
Hannah Cook
Meoshonti Knight
Karyla Middlebrook
Diamanté Martinez

PRONUNCIATIONS

Quanetria Bolton	kwan-EE-tree-uh
Khadijah Carter	kuh-DEE-jah
Breanna Hayden	bre-AH-nuh
Meoshonti Knight	mee-oh-SHON-tee
Karyla Middlebrook	kuh-RYE-luh
Briana Hutchen	bre-AH-nuh
Sharin Rivers	SHAY-rin
Oceana Hamilton	oh-she-ANNE-uh
Diamanté Martinez	de-uh-MON-tay

INTRODUCTION

2013-14 SCHEDULE

INTRODUCTION

Date	Opponent	Location	Time	TV
Nov. 9	North Alabama	Tuscaloosa, Ala.	2 p.m.	
Nov. 14	Florida A&M ¹	Tuscaloosa, Ala.	5:30 p.m.	
Nov. 16	Duke	Tuscaloosa, Ala.	7 p.m.	SEC Network
Nov. 18	Jacksonville State	Tuscaloosa, Ala.	6 p.m.	
Nov. 21	Kansas ²	Lawrence, Kan.	6 p.m.	
Nov. 22	Georgetown ²	Lawrence, Kan.	6:30 p.m.	
Nov. 23	Temple ²	Lawrence, Kan.	11:30 a.m.	
Nov. 26	Alabama A&M	Tuscaloosa, Ala.	6 p.m.	
Nov. 30	Quinnipiac ³	Uncasville, Conn.	10 a.m.	
Dec. 2	USC Upstate	Tuscaloosa, Ala.	6 p.m.	
Dec. 4	UT Martin	Tuscaloosa, Ala.	6 p.m.	
Dec. 7	Nebraska	Tuscaloosa, Ala.	2 p.m.	
Dec. 14	Mercer	Tuscaloosa, Ala.	Noon	SEC Network
Dec. 16	Arkansas-Pine Bluff ¹	Tuscaloosa, Ala.	11 a.m.	
Dec. 21	New Orleans	Tuscaloosa, Ala.	2 p.m.	
Dec. 28	Mississippi Valley State	Tuscaloosa, Ala.	2 p.m.	
Jan. 1	Kentucky*	Tuscaloosa, Ala.	2 p.m.	
Jan. 4	at Georgia*	Athens, Ga.	Noon	Fox Sports Net
Jan. 8	South Carolina*	Tuscaloosa, Ala.	6 p.m.	
Jan. 11	at Ole Miss*	Oxford, Miss.	2 p.m.	
Jan. 18	at Mississippi State*	Starkville, Miss.	3 p.m.	Fox Sports Net
Jan. 22	Auburn*	Tuscaloosa, Ala.	6 p.m.	Fox Sports Net
Jan. 25	Vanderbilt*	Tuscaloosa, Ala.	Noon	Fox Sports Net
Jan. 29	at South Carolina*	Columbia, S.C.	6 p.m.	
Feb. 1	Arkansas*	Tuscaloosa, Ala.	1 p.m.	
Feb. 8	at LSU*	Baton Rouge, La.	4 p.m.	SEC Network
Feb. 12	Missouri*	Tuscaloosa, Ala.	8 p.m.	Fox Sports Net
Feb. 15	at Texas A&M*	College Station, Texas	6 p.m.	SEC Network
Feb. 19	at Tennessee*	Knoxville, Tenn.	6 p.m.	Fox Sports Net
Feb. 22	Mississippi State*	Tuscaloosa, Ala.	2 p.m.	
Feb. 26	Florida*	Tuscaloosa, Ala.	6 p.m.	SEC Network
March 1	at Auburn*	Auburn, Ala.	2 p.m.	
March 4-8	SEC Tournament	Little Rock, Ark.	TBA	SEC Network

1 Played at Coleman Coliseum

2 Hall of Fame Women's Challenge (Lawrence, Kan.)

3 Hall of Fame Women's Challenge (Uncasville, Conn.)

* Southeastern Conference game

All times listed in central and subject to change

MEDIA INFORMATION**ATHLETICS COMMUNICATIONS OFFICE**

The Alabama Athletics Communications Office is located on the ground level of Coleman Coliseum.

Phone: (205) 348-6084
Fax: (205) 348-8841

MAILING ADDRESS

Alabama Athletics Communications
PO Box 870391
Tuscaloosa, AL 35487

OVERNIGHT SHIPPING

Alabama Athletics Communications
Coleman Coliseum – Room 170
323 Bryant Drive
Tuscaloosa, AL 35401

MEDIA CREDENTIALS

Credentials are required for access on the floor at all University of Alabama home women's basketball games. Media credential requests should be sent in writing on company letterhead to the Alabama athletics communications office. Placecards on press row identify media seating. Credentials may be picked up at the media will call table in Foster Auditorium.

Photographer credential requests should also be made in writing, on company letterhead. The photo area includes both ends of the court.

Media must notify the athletics communications office within 48 hours if planning to attend the game for parking purposes. Media cannot be added to the parking list inside the 48-hour window and will have to find parking on their own.

INTERVIEWS

Alabama head coach Kristy Curry and student-athletes are available for interviews in person or, with prior arrangement, by telephone. Alabama practices are in Foster Auditorium. Practices are closed to the media, unless prior arrangements have been made. Curry and student-athletes can be made available following the completion of practice, depending upon class schedules, travel or other plans. Media wishing to attend practice should contact athletics communications at least one day in advance. Practice plans can be obtained through the athletics communications office.

On game day, only postgame interviews are allowed. Please arrange all interviews through the athletics communications staff.

RADIO BROADCASTS

Visiting teams wishing to broadcast games from Foster Auditorium are provided access to one phone line. Calls are charged to the visiting radio network. Should an additional line be required, broadcasters must arrange their own hookup through The University of

Alabama Telecommunications Office at (205) 348-6300. Visiting radio broadcasters must call in advance or have their media relations office notify Alabama that they will be broadcasting the game and will require credentials. Alabama provides a monitor that is hooked up to the computer stats program, providing electronic media up-to-the-second stats.

GAME SERVICES

Complete team and individual statistics (box score), quotes and a running play-by-play are provided to the media who cover the Crimson Tide at home. Copies of stats, game notes, media guides and roster sheets are available in the media alcove, located on the upper level. Complete books, which include the box and play-by-play, will be brought to the media alcove/postgame interview room promptly following the game's conclusion. Brief quotes from Kristy Curry and the visiting coach, as well as some of Alabama's student-athletes, are included in the postgame package. At home games, with five minutes remaining, a member of the Athletics Communications staff will collect postgame interview requests. Approximately 10 minutes after the game ends, the two head coaches and the players requested will come to the interview room adjacent to press row in Coleman Coliseum or in the team video room in the back of Foster Auditorium.

Ample electrical outlets and phone jacks are available in the workroom in Foster Auditorium. Media wishing to install a private phone line must do so several weeks in advance by calling the University Telecommunications Office (205) 348-6300.

INTERNET

Information about The University of Alabama athletics can be found online at RollTide.com. Site offerings include rosters, schedules, results, stats, boxscores and biographical information. Members of the media can access high-resolution photos of Tide student-athletes and teams via the Crimson Tide Digital Media platform (CrimsonTideMedia.com), which also provides access to a centralized location for helpful information on covering the Tide and credential requests.

From the web site, Tide fans can find a link to listen to Alabama games live via the internet and follow home game action via live stats.

Wireless internet is available throughout Foster Auditorium.

VIDEO FOOTAGE/SATELLITE FEEDS

The University of Alabama, through Crimson Tide Sports Marketing and the Crimson Tide Sports Network, offers a weekly 15-minute satellite feed consisting of interviews with coaches and athletes, taped highlights and a

narrated taped package. The package is offered September through May. During the season, the women's basketball team is included in this package. For its key home games, Alabama may offer a feed following the game that night.

Please call CTSM at (205) 348-9610, for more details including the time and coordinates, if interested in taking the feed. To obtain video footage of the team, please contact CTSM at the above number.

SOCIAL MEDIA

In addition to RollTide.com, news, video and features on the Alabama women's basketball team can be found on Facebook, Twitter, Instagram and YouTube by searching for AlabamaWBB.

SEC VIDEO FEEDS/TELEVISION

Through the SEC Network, highlights of SEC events are free to embed in you website. Please visit SECNetwork.com for embeddable clips of event highlights. The usage of clips is unlimited. To do so: A. Locate the video you want on the SECNetwork.com website. B. Click the "Tool" icon below the video, then click "Share"; Make sure to wait until the ad ends. C. Grab the embed code, paste it into your content management system or provide it to your website's engineer.

RADIO NETWORK

Alabama women's basketball can be heard on the radio by tuning into one of the 15 stations state-wide as part of the Crimson Tide Sports Network (CTSN). Mick Gillispie will provide the play-by-play for the seventh consecutive season.

SEC NETWORK +

SEC Network + events are exclusively available on SECNetwork.com and via WatchESPN. SEC Network + events will add live and on-demand coverage of more than 550 digital-exclusive sporting events to the SEC Network multi-screen output in the first year. Ranging across multiple sports from all member schools, SEC Network + events will all be high-quality, multi-camera productions – enabled by extensive new technological and production capabilities built out by ESPN and SEC schools in support of the SEC Network launch.

In addition to authenticated access to the SEC Network and SEC Network + (via laptops and desktops; access via iOS and Android smartphones and tablets is via WatchESPN), SEC Network + will also serve as a platform to deliver additional events produced by the schools and SECNetwork.com will also feature original short clips, video from studio programs, original digital video projects and more.



FOSTER AUDITORIUM

The University of Alabama Athletics Department renovated and expanded Foster Auditorium to create a new home for the Crimson Tide's volleyball and women's basketball programs, beginning in 2011. The remodel of Foster included refurbishing the arena portion of the building with new seating, both on the floor level and the second level that overlooks the court, creating an impressive competitive atmosphere for both sports.

The restoration of the venerable three-story building was completed in January of 2011, in time for the women's basketball game between Alabama and Florida on Feb. 13, 2011, when the Tide defeated the Gators, 64-59.

The renovation also included suites for both programs to house locker rooms, team areas, meeting and video rooms and coaches offices. A weight room and athletic training facilities also were included in the project.

Originally built in 1939, Foster Auditorium was named in 1942 for Richard Clarke Foster, president of The University of Alabama from 1937-41. It was the largest and most expensive of 14 buildings added to campus between 1936 and 1939 using funds from the Public Works Administration.

In its original capacity, Foster served as home for intramural sports, graduations, concerts, lectures and campus meetings. It also served as the home of several varsity athletic programs over the years, including men's basketball from 1939-68, women's volleyball from 1974-81 and 1989-95, women's basketball, which played selected games in Foster, from 1975-81, and gymnastics from 1975-84.

Additionally, the women's athletic program, including coaches and administrative offices, was located in Foster during the 1970s through the early 1980s.

The volleyball program, which began in 1974, practiced and competed in Foster for 15 seasons (1974-81 and 1988-95). The volleyball program was the last team to leave Foster, moving

to Coleman Coliseum beginning with the 1996 season. After playing four seasons (1996-99) on the main Coleman Coliseum floor, volleyball competed in the Coleman Auxiliary Volleyball Extension (CAVE) for 11 seasons (2000-10), before returning to Foster Auditorium in 2011.

Women's basketball played 35 games in Foster from 1975-81, splitting time between Foster Auditorium and the main floor of Coleman Coliseum, until permanently moving to Coleman Coliseum from 1981-2011. Following the completion of the renovation, women's basketball played its final three home games of the 2010-11 season in Foster before its first complete season in the building during the 2011-12 campaign. The Crimson Tide owns a 52-30 overall record in Foster.





THE SOUTHEASTERN CONFERENCE

With eight national championships, 10 runner-up finishes, a nation-leading 34 Final Four appearances and 113 first-team All-America honors, the Southeastern Conference stands firmly as the nation's premier intercollegiate women's basketball conference.



- The SEC has posted impressive non-conference records in the last decade. The SEC compiled a 168-45 (.788) non-conference record during the 2013-14 season.
- Since the 1990 season, the SEC has compiled a 3,471-1,029 (.771) record against other conferences. The league has recorded 150+ wins during nine seasons and has never recorded a non-conference winning percentage below .723.
- SEC teams have earned appearances in 25 of 33 NCAA Final Fours, an accomplishment unmatched by any other league. The next closest is the Big East with 22 and the ACC with 18.
- Overall, SEC squads have filled 34 of the 132 Final Four berths, including having two Final Four teams in 1988 (Auburn, Tennessee), 1989 (Auburn, Tennessee), 1995 (Georgia, Tennessee), 1996 (Georgia, Tennessee), 1998 (Arkansas, Tennessee), 2004 (LSU, Tennessee), 2005 (LSU, Tennessee), 2007 (LSU, Tennessee) and 2008 (LSU, Tennessee).
- SEC teams have made 19 appearances in a nation-high 16 NCAA Championship games, winning eight NCAA Championships (Tennessee: 1987, 1989, 1991, 1996, 1997, 1998, 2007 and 2008).
- The league also had the distinction of providing both national finalists twice in its history in 1996 (Tennessee 83, Georgia 65) and in 1989 (Tennessee 76, Auburn 60).
- SEC teams have won 373 NCAA Tournament games against 195 losses (.656) for an average of 11.3 NCAA wins per year.
- In addition, all 14 current members have appeared in the NCAA Tournament.
- The SEC has led or shared the pack in NCAA bids 23 times in its 33-year history.
- Until 2004, the SEC was the only conference to ever have eight teams receive NCAA bids. The league has achieved this feat four times (1999, 2002, 2012 & 2014).
- The SEC was also the first league to ever have seven teams invited to the NCAA Tournament and earned this honor a leading nine times (1986, 1991, 1995, 1996, 1997, 2003, 2004, 2009 & 2013).
- The SEC is one of a handful of leagues to have won three national tournament titles with eight NCAA, two WNIT and three NWIT.
- Along with the eight NCAA championships won by Tennessee, Arkansas (1999) and Auburn (2003) captured the current

- Women's NIT titles. But the first-ever SEC national title belongs to Georgia, winners of the 1981 NWIT which predates the current NWIT tournament. Vanderbilt (1984), LSU (1985), and Kentucky (1990) also won NWIT titles. As members of their previous conferences Arkansas (1987), South Carolina (1979) and Texas A&M (2011) won the NCAA title prior to joining the SEC.
- In 2003, Auburn won the WNIT title with wins over South Alabama, Florida State, Richmond, Creighton and Baylor. In 1999, the Arkansas Lady Razorbacks defeated Wisconsin 76-64 to claim the SEC's first WNIT championship.
- In 1981, Georgia defeated Pittsburgh, California and Arizona State (in OT) to capture the NWIT Championship, the first national championship of any kind for the SEC in women's basketball.
- The SEC has had 61 student-athletes named as a first team All-America selection. Those 61 have been named a total of 88 times since the 1982-83 season (first year of SEC sponsorship).
- All-Americans were first named in women's basketball in 1975. Since that time, league schools have had 69 players named first-team a total of 113 times.
- The league has had six Honda Sports Awards winners in Katrina McClain, Georgia (1987); Bridgette Gordon, Tennessee (1989); Chamique Holdsclaw, Tennessee (1997 and 1998); and Candace Parker, Tennessee (2007 and 2008).
- Tennessee's Chamique Holdsclaw was named the winner of the Honda-Broderick Cup, as the Collegiate Woman Athlete of the Year, in 1998.
- Seven Naismith Player of the Year winners have come from the SEC. They include Saudia Roundtree, Georgia (1996), Chamique Holdsclaw, Tennessee (1998 and 1999), Tamika Catchings, Tennessee (2000), Seimone Augustus, LSU (2005 and 2006) and Candace Parker, Tennessee (2008).
- SEC teams have provided 140 All-Region performers, including 28 Most Outstanding Players.
- Over the past 33 years, 38 Final Four All-Tournament Team members have come from SEC schools.
- In 1996, the entire all-tournament team was made up of SEC players.
- Nine NCAA Post-Graduate Scholarship winners and 29 Academic All-Americans hail from the SEC.

BY THE NUMBERS

NCAA APPEARANCES

SEC	203
ACC	157
Big Ten	139
Big East	135
Pac-12	113
Big 12	111
Atlantic 10	79
Sun Belt	51
Conference USA	49
Missouri Valley	43

NCAA TITLES

Big East	8
SEC	8
Big 12	2
ACC	3
Pac-12	2
Sun Belt	1
Big Ten	1
Independents	1

NCAA TOURNAMENT WINS

SEC	373
Big East	231
ACC	229
Big Ten	160
Big 12	160
Pac-12	159
Sun Belt	65
Atlantic 10	61
Independents	32

FINAL FOUR APPEARANCES

SEC	34
Big East	23
ACC	16
Pac-12	13
Big 12	8
Sun Belt	8
Big Ten	8
Independents	6

ON YOUR CAMPUS...



ALABAMA PRESIDENT DR. JUDY L. BONNER



Dr. Judith L. Bonner was named the 28th president of The University of Alabama on November 1, 2012. Founded in 1831, the University is the state's flagship and a student-centered comprehensive research university.

Dr. Bonner served as interim president from March 5 until August 31, 2012. She was promoted to executive vice president and provost on April 1, 2006, after serving as provost and vice president for Academic Affairs since March 2003.

During Dr. Bonner's tenure as provost and president, the University underwent transformational change growing from just over 19,000 students in 2003 to more than 36,000 students in 2014. Each year, the academic strength of the student body and the faculty exceeded the record set the previous year.

Under her leadership as president, the Shelby Science and Engineering Quad has been completed and plans to transform the Peter Bryce campus into a vibrant new academic area are underway.

In addition, UA's athletics programs have excelled in recent years with several teams winning national championships.

Dr. Bonner joined the faculty at The University of Alabama in 1981 as an associate professor and head of the department of human nutrition and hospitality. She served as assistant academic vice president from 1985-1990 and as special assistant to the president from 1989-1991.

Promoted to professor in 1988, she was named dean of the College of Human Environmental Sciences in 1989 and held that position until 2003.

Prior to coming to UA, she held faculty appointments in the department of pediatrics at UAB and the department of medical dietetics at The Ohio State University.

Dr. Bonner earned her bachelor's and master's degrees from The University of Alabama and her Ph.D. from The Ohio State University, all in nutrition. Her research focused on nutritional needs of chronically ill children and on eating disorders, and has resulted in numerous publications.

Dr. Bonner is an active member of civic, scientific and professional organizations. Among other awards and honors, her accolades include the Distinguished Alumni Award from The Ohio State University, the AHEA Leader Award and the award for Outstanding Dietitian for the state of Alabama.


- Ranked among the top 50 public universities in the nation in *U.S. News* and *World Report's* annual college rankings for more than a decade, UA ranked 36th among public universities in the 2014 rankings. UA's latest college rankings include:
- The School of Law is ranked 23rd among all law schools in the nation, spring 2014.
- The School of Library and Information Studies is ranked 18th nationally in the latest rankings for library schools, spring 2013
- *U.S. News and World Report* ranks The University of Alabama's Manderson Online Business Master's programs 12th in the nation, up from 75th last year. The rankings are based on level of accreditation, faculty credentials, admissions selectivity, reputation for excellence among peer institutions and academic and career support services offered to students.
- University of Alabama students continue to win prestigious national awards. Forty-one UA students have been named Goldwater Scholars in the last 25 years, including two in 2013. The University of Alabama has produced a total of 15 Rhodes Scholars, 14 Truman Scholars and numerous Hollings Scholars.
- Dr. Samantha Hansen, UA assistant professor of geological sciences, is one of many faculty recognized nationally for research. Hansen is one of 102 scientists who received the 2014 Presidential Early Career Award for Scientists and Engineers, the highest honor bestowed by the U.S. government on science and engineering professionals in the early stages of their independent research careers.
- Eight University of Alabama graduates have accepted Fulbright awards to study and teach abroad during 2014-2015. Two will be based in Malaysia; others will be in China, Germany, Indonesia, Macedonia, Spain and Turkey.
- The Management Information Systems program at The University of Alabama's Culverhouse College of Commerce is ranked No. 4 among public universities and No. 8 among all universities, according to the 2013 Bloomberg Businessweek rankings.
- Enrollment at The University of Alabama reached a record high of 36,155 for fall 2014. The freshman class includes 6,856 students, a 5.8 percent increase over last fall. The class comes to UA with an average ACT score of 26.1, the highest in UA history, and an average high school GPA of 3.65. More than 2,100 freshmen scored 30 or higher on the ACT, placing them in the top 5 percent of students taking the ACT. The class includes 135 National Merit Scholars and 20 National Achievement Scholars.
- The UA Libraries rank 79th out of 115 U.S. and Canadian university libraries qualifying for membership in the prestigious Association of Research Libraries. Over the last 10 years, the total number of visitors to the UA libraries has increased by 91.7 percent to more than 1.7 million for fiscal year 2012.
- *PRWeek Magazine* has recognized the public relations program in The University of Alabama's College of Communication and Information Sciences as one of the top five programs in the nation each of the last six years.
- Participation in original research and creative activities is a hallmark of the undergraduate experience at The University of Alabama. More than 550 undergraduates now showcase their research and creative activity projects at UA's annual "Undergraduate Research and Creative Activity Conference."

ON YOUR CAMPUS...



BILL BATTLE

DIRECTOR OF ATHLETICS



William R. "Bill" Battle is in his second year as Director of Athletics at The University of Alabama. Battle took over the job on Friday, March 22, 2013, succeeding Mal Moore who had held the position since November, 1999. Battle joined the

Crimson Tide after a career as a college football coach and entrepreneur that was consistently hallmarked by innovation and foresight.

A native of Birmingham, Ala., Battle attended The University of Alabama on a football scholarship and enjoyed a successful playing career as a three-year starter at end for the Crimson Tide under legendary head coach Paul "Bear" Bryant from 1960-62. Battle was a member of Bryant's first national championship team at Alabama in 1961. Generally regarded as the team's best end throughout his playing career, Battle came to Tuscaloosa after starring in three sports at Birmingham's West End High School.

An excellent student, Battle holds a bachelor's degree from The University of Alabama and a master's degree from The University of Oklahoma. He was an Academic All-SEC selection as a senior in 1962 and was selected to play in the Senior Bowl all-star game in Mobile, Ala., in January of 1963. He was named first team tight end and second team defensive end on The University of Alabama All-Decade Team of the 1960s.

Battle entered the coaching profession as a graduate assistant at The University of Oklahoma in 1963 under famed head coach Bud Wilkinson. In 1964 and 1965, he served as an assistant coach at the United States Military Academy while serving a two-year military tour. In 1966, he moved on to the University of Tennessee, where he served as an assistant coach under head

coach Doug Dickey for four seasons (1966-69) until he was named head coach of the Volunteers in 1970. When he was named head coach, Battle was the youngest head coach in college football at the age of 28.

During his seven-year tenure as head coach (1970-76), Battle's teams went 59-22-2, finished three seasons ranked in the nation's top 10 among five top-20 finishes and won four out of five bowl games. Battle's Tennessee teams won 11 games once (1970) and at least 10 games in three different seasons (1970, 1971 and 1972). His first Tennessee team finished the season ranked fourth in both national polls. His 1971 team finished ranked ninth in both national polls and the 1972 Tennessee squad finished ranked eighth by the Associated Press and 11th in the Coaches' poll.

Battle began a career in the private sector after his coaching career ended. He held various positions within Circle S Industries in Selma, Ala., and served as president of two different companies, as well as vice chairman of the Circle S Holding Company Board. During his six years at Circle S, the organization grew from two companies earning \$12 million in annual sales to 10 companies earning \$60 million.

Battle founded The Collegiate Licensing Company (CLC) in 1981, and served as president and Chief Executive Officer (CEO) until 2002. He also served as chairman of the board of Licensing Partners International (LPI), which was created in 2001 to represent the licensing interests of non-collegiate sports properties, as well as corporate and entertainment properties.

A 1981 inductee into the Alabama Sports Hall of Fame, Battle was inducted as the first member of the charter class of the National Collegiate Licensing Association Hall of Fame in 2000. He was the recipient of the 2005 Paul W. Bryant Alumni Athlete Award at The University of Alabama and was inducted into the International Licensing Industry Merchandisers' Association (LIMA) Hall of Fame in 2008.

Battle received a National Football Foundation award in December 2008 for Outstanding Contributions to Amateur Football. In June 2010, Bill was inducted into the National Association of Collegiate Marketing Administrators' (NACMA) Hall of Fame. He was inducted into the Tennessee Sports Hall of Fame, receiving its Lifetime Achievement Award in 2011. He currently serves on the boards of the Bryant-Jordan Student-Athlete Foundation, The University of Alabama A-Club Educational & Charitable Foundation, the Crimson Tide Foundation, and the National Football Foundation.

Battle's wife, Mary, is a summa cum laude graduate of the University of Texas School of Nursing with a Bachelor of Science degree in nursing. She earned a Master of Science in healthcare administration from the University of Alabama-Birmingham. For many years Mary worked in the healthcare industry both in the clinical setting and for healthcare corporations that developed and managed physician provider networks including the development of strategically significant relationships with payors and business and industry.

Mary currently serves on the Arthritis Foundation National Board of Directors and is the chairperson of the Arthritis Foundation Leadership Council for the Birmingham market. She is also a member of the Volunteer Engagement Task Team for the Arthritis Foundation. In addition, Mary is an inaugural member of the UAB School of Medicine Board of Visitors and is active in fundraising activities for UAB that support research projects targeting more effective treatment for rheumatoid arthritis.

The Battles are part of UAB's Stem Cell Institute Board and are both active in their support of UAB's Department of Rheumatology. In their leisure time, the Battles enjoy life on their ranch in Georgia. Mary is an avid equestrian while Bill enjoys working on various projects around the ranch.



SHANE LYONS
DEPUTY ATHLETICS
DIRECTOR / COO

FINUS GASTON
EXECUTIVE ASSOCIATE A.D.
CHIEF FINANCIAL OFFICER

KEVIN ALMOND
SENIOR ASSOCIATE A.D.
SUPPORT SERVICES

MILTON OVERTON
SENIOR ASSOCIATE A.D.
TECHNOLOGY ADVANCEMENT

MARIE ROBBINS
ASSOCIATE A.D.
SENIOR WOMAN ADMINISTRATOR

JONATHAN BOWLING
ASSOCIATE A.D.
COMPLIANCE

JON DEVER
ASSOCIATE A.D.
STUDENT SERVICES

CAROL PARK
ASSOCIATE A.D.
BUSINESS



JEFF PURINTON
ASSOCIATE A.D.
FOOTBALL COMMUNICATIONS

DOUG WALKER
ASSOCIATE A.D.
COMMUNICATIONS

JEFF ALLEN
ASSISTANT A.D.
SPORTS MEDICINE

CHRIS BESANCENEY
ASSISTANT A.D.
TICKETING / TIDE PRIDE

TOMMY FORD
ASSISTANT A.D.
DONOR PROGRAMS

BRAD LEDFORD
ASSISTANT A.D.
STRATEGIC MARKETING

AARON VOLD
ASSISTANT A.D.
MAJOR GIFTS

DR. KEVIN WHITAKER
FACULTY ATHLETIC
REPRESENTATIVE

ON YOUR CAMPUS...

From the architecture to the landscaping, The University of Alabama campus is one of the most beautiful places in the state of Alabama. With more than 200 academic majors, outstanding honors programs and a championship athletic tradition, UA offers a complete educational, cultural and social experience. Our undergraduate, graduate and professional programs give students the opportunity to interact with nationally-ranked faculty and our distance learning programs offer learning that fits your life.

Life on the UA campus is defined by opportunities. Students who want to get involved can join one of more than 350 student organizations, help plan concerts and speaker series, volunteer in the community, participate in intramural teams or run for student government.

Students, faculty, staff and visitors can take advantage of a rich and varied schedule of musical, dance and theatre performances, art galleries and exhibitions, lectures and readings by writers, poets and experts on every topic imaginable. UA's fine museums house countless historical artifacts and offer hands-on exploration opportunities.

The Ferguson Center, UA's student union, was renovated and expanded in 2014, providing more space for student activities and a larger food court and Supply Store. The new Fresh Food Company as well as Lakeside and Burke dining halls offer a wide variety of food service options.

The Student Recreation Center offers first-class recreation facilities to students, faculty and staff. It includes two multi-use gyms, nine multi-purpose courts, weight machines, 1/8-mile jogging track, extensive cardio area, locker rooms, indoor swimming pool, dry and steam saunas, 12 lighted tennis courts, four aerobics rooms, eight racquetball courts and a squash court—together encompassing more than 200,000 square feet. The facility's outdoor aquatic area features a lazy river, lap swim, large water-park-type slide and lots of deck space. An additional recreation and student center is conveniently located for residential students between the Presidential 1 and II residence halls that opened for the fall 2014 semester.

Whatever your interests, you will find a group, an organization, an activity or a program that will appeal to you at UA.



2014-15 SEASON OUTLOOK

Nobody said it was going to be easy and Kristy Curry wouldn't have wanted it any other way. Nevertheless, her first season coaching at The University of Alabama was both a fun and learning one as Crimson Tide women's basketball started to climb up the Southeastern Conference standings and make its mark on the Capstone.

"It's an incredibly special place: academically, the community, athletically," Curry said. "Every aspect of anything that the university in Tuscaloosa is about is greatness. That's the thing that I'm so impressed with. It's an incredibly special place and we want to do our part in women's basketball and make women's basketball as special as all of the aspects of this community and town, and university and athletic program are. There's no reason in the world that we can't have our own specialness about this program on campus.

"I'm not sure specialness is a word ... I think it sounds like a good word."

Alabama finished 14-16 last season, which was only one more victory than the previous year, but the real improvement was seen during league play when the Crimson Tide made quantum leaps. After going 2-14 in 2012-13, Alabama finished 7-9 and earned its best seeding in the SEC Tournament since the 1999 season.

Along the way, it also enjoyed some big moments, including a win at No. 9 Kentucky, 57-55, for the program's first victory in Lexington since 2002 and first road win against a top-10 team



Ashley Williams

since 1998. Alabama also closed the regular season with a 78-60 victory over No. 23 LSU, its first victory against the Tigers since 2002.

Notching more results like those appears to be in the works, only the 2014-15 squad will have to do so with a number of new faces and without last year's top two leading scorers including Shafontaye Myers, who became the program's 24th member of the 1,000 Point Club during the victory over LSU.

"There are four freshmen who we're really excited about, a healthy Karyla Middlebrook, so that's five faces right there you didn't see a lot of last year," Curry said. "Four kids 20 years and older, so we're extremely young."

Middlebrook, a promising guard, started the first seven games of her freshman season last year only to take a medical redshirt due to a hip injury. She averaged 5.3 points and 2.0 rebounds before being sidelined, and appears poised to spend a lot of time in the backcourt with Sharin Rivers.

"Sharin Rivers is really the only true point guard that we have on our roster and she's just really grown an awful lot as far as a leader, as far as someone who has believed in the system," Curry said. "I'm excited for her to have a great senior season."

In the frontcourt, Alabama returns Ashley Williams, who was named to the SEC's All-Freshman Team after averaging 12.4 points and 6.6 rebounds per game. She recorded five double-doubles and was the only freshman in the league to rank both in the top 20 in scoring and top 15 in rebounding against league opponents.

"She's certainly someone to build around," Curry said. "Her work ethic and her values as a person, those two really rise to the forefront."

Junior forward Nikki Hegstetter also returns after starting every game last season and leading the Crimson Tide with 23 blocked shots while averaging 5.3 points and 4.4 rebounds.

"Steady," Curry said. "Brings her lunch pail to work every day in the classroom and the courts, and is everything you want your little girl to be about. She's certainly a rock for us."

Besides Rivers the only other senior on the roster is forward Briana Hutchen, who made only one start last season but appeared in all 30 games. She finished third on the team in rebounding with 136.

"One of the most improved players, on and off the floor, who I've ever coached is Briana Hutchen," Curry said. "There's no one who spent more time in the gym on her own, since the moment we arrived in Tuscaloosa, than she has. That, when no one is watching, speaks volumes for how much you love the game and how committed you are to the program."

Among the freshmen Diamanté Martinez, adds immediate size as a 6-foot-3 forward who starred for Edna Karr High School in New Orleans. She averaged 22 points, 13 rebounds and seven blocks per game her senior season and was rated by ESPN.com as the No. 16 post recruit in the nation.

In-state forward Quanetria Bolton from Anniston was on that same list at No. 21, while the Hannah Cook was the No. 24 wing. Guard Meoshonti Knight was the Class 1 player of the year in Louisiana.

Meshing them together with the veterans and creating something new is what Curry refers to as the "Joy of coaching."

"We definitely had to change a lot a year ago, because you take your personnel and maybe not what you recruited, and try and mold that together," she said. "I'm excited just about this team because there's something new with them every single day. It may not be really pretty at times, but it's its own sort of beauty. I love this team and who they're trying to be."

The coach also liked that all 12 players were in Tuscaloosa together over the summer, and are participating in the program's inaugural Community Caravan in an effort to give back to the community this fall. The first stop was at the Rise School in Tuscaloosa on Sept. 18.

"The folks are in place and the support is there. Now we just have to go out and improve recruiting," Curry said. "I also saw a very hungry fan base that's eager to see this improve. That's exciting."



Sharin Rivers and Briana Hutchen

OUTLOOK



Nikki Hegstetter

2014-15 OPPONENTS

FLORIDA A&M

Nov. 14, 2014 • Tuscaloosa, Ala.

GENERAL INFORMATION

Location	Tallahassee, Fla.
Founded	1887
Enrollment	11,300
Nickname	Lady Rattlers
Colors	Orange and Green
Conference	Mid-Eastern Athletic Conference
President	Dr. Elmira Mangum
Athletic Director	Kellen Winslow
Arena	Alfred Lawson Center (9,639)

TEAM INFORMATION

Head Coach	LeDawn Gibson
Record at School	97-84 (6 seasons)
Career Record	94-84 (6 seasons)
Assistant Coaches	Andrea Johnson Freddy Murray Erik Rashad
2013-14 Record	17-14
MEAC Record	10-6
Series Record	Alabama leads 2-1
Last Meeting	Dec. 16, 2009
	Florida A&M 61, Alabama 52

MEDIA RELATIONS

Basketball Contact	Ronnie Johnson
Office	850.599.3736
E-mail	ronjon_2001@yahoo.com
Web Site	famuathletics.com

DUKE

Nov. 16, 2014 • Tuscaloosa, Ala.

GENERAL INFORMATION

Location	Durham, N.C.
Founded	1838
Enrollment	6,495
Nickname	Blue Devils
Colors	Duke Blue and White
Conference	Atlantic Coast
President	Dr. Richard H. Brodhead
Athletic Director	Kevin White
Arena	Cameron Indoor Stadium (9,314)

TEAM INFORMATION

Head Coach	Joanne P. McCallie
Record at School	202-42 (7 seasons)
Career Record	518-190 (22 seasons)
Assistant Coaches	Al Brown Hernado Planells Rene Haynes
2013-14 Record	28-7
Atlantic Coast Record	12-4
Series Record	Series tied 1-1
Last Meeting	Nov. 17, 2013
	Duke 92, Alabama 57

MEDIA RELATIONS

Basketball Contact	Lindy Brown
Office	919.684.2664
E-mail	lbrown@duaa.duke.edu
Web Site	GoDuke.com

JACKSONVILLE STATE

Nov. 18, 2014 • Tuscaloosa, Ala.

GENERAL INFORMATION

Location	Jacksonville, Ala.
Founded	1883
Enrollment	9,504
Nickname	Gamecocks
Colors	Red and White
Conference	Ohio Valley Conference
President	Dr. William A. Meehan
Athletic Director	Warren Koegel
Arena	Pete Mathews Coliseum (5,500)

TEAM INFORMATION

Head Coach	Rick Pietri
Record at School	14-18 (1 season)
Career Record	234-185 (14 seasons)
Assistant Coaches	Altherias Warmley Eric Wise Ali Heller
2013-14 Record	14-18
OVC Record	8-8
Series Record	Alabama leads 7-0
Last Meeting	Nov. 11, 2012
	Alabama 80, Jacksonville State 43

MEDIA RELATIONS

Basketball Contact	Tony Schmidt
Office	256.782.5377
E-mail	aschmidt@jsu.edu
Web Site	JSUGamecockSports.com

KANSAS

Nov. 21, 2014 • Lawrence, Kan.

GENERAL INFORMATION

Location	Lawrence, Kan.
Founded	1866
Enrollment	27,939
Nickname	Jawahawks
Colors	Crimson and Blue
Conference	Big 12
Chancellor	Dr. Bernadette Gray-Little
Athletic Director	Dr. Sheahon Zenger
Arena	Allen Fieldhouse (16,300)

TEAM INFORMATION

Head Coach	Bonnie Henrickson
Record at School	171-154 (10 seasons)
Career Record	332-216 (17 seasons)
Assistant Coaches	Katie O'Connor Mohogany Green Shay Robinson
2013-14 Record	13-19
Big 12 Record	5-13
Series Record	Series tied 1-1
Last Meeting	Dec. 18, 2004
	Alabama 80, Kansas 76

MEDIA RELATIONS

Basketball Contact	Theresa Kurtz
Office	785.864.7488
E-mail	t.kurtz@ku.edu
Web Site	KUAthletics.com

GEORGETOWN

Nov. 22, 2014 • Lawrence, Kan.

GENERAL INFORMATION

Location	Washington, D.C.
Founded	1789
Enrollment	6,806
Nickname	Hoyas
Colors	Blue and Gray
Conference	Big East
President	John J. DeGioia
Athletic Director	Lee Reed
Arena	McDonough Arena (2,400)

TEAM INFORMATION

Head Coach	Natasha Adair
Record at School	First Season
Career Record	35-31 (2 seasons)
Assistant Coaches	Melba Chambers James Clark Sarah Jenkins
2013-14 Record	11-21
Big East Record	4-14
Series Record	First Meeting
Last Meeting	N/A

MEDIA RELATIONS

Basketball Contact	Barbara Barnes
Office	202.716.7760
E-mail	bj57@georgetown.edu
Web Site	GUHoyas.com

TEMPLE

Nov. 23, 2014 • Lawrence, Kan.

GENERAL INFORMATION

Location	Philadelphia, Pa.
Founded	1884
Enrollment	39,000
Nickname	Owls
Colors	Cherry and White
Conference	American Athletic
President	Neil D. Theobald
Athletic Director	Kevin Clark
Arena	Liacouras Center (10,200)

TEAM INFORMATION

Head Coach	Tonya Cardoza
Record at School	121-194 (7 seasons)
Career Record	121-194 (7 seasons)
Assistant Coaches	Way Veney Meg Barber Willnett Crockett
2013-14 Record	14-16
American Record	8-10
Series Record	First Meeting
Last Meeting	N/A

MEDIA RELATIONS

Basketball Contact	Lauren Ferrett
Office	215.204.1608
E-mail	lauren.ferrett@temple.edu
Web Site	OwlSports.com

ALABAMA A&M

Nov. 26, 2014 • Tuscaloosa, Ala.

GENERAL INFORMATION

Location	Huntsville, Ala.
Founded	1875
Enrollment	6,000
Nickname	Bulldogs
Colors	Maroon and White
Conference	Southwestern Athletic
President	Dr. Andrew Hugine, Jr.
Athletic Director	Bryan Hicks
Arena	T.M. Elmore Gym (6,000)

TEAM INFORMATION

Head Coach	Semeka Randall
Record at School	6-24 (1 season)
Career Record	56-127 (7 seasons)
Assistant Coaches	Terry Palmer Elaine Powell
2013-14 Record	6-24
SWAC Record	3-15
Series Record	Alabama leads 8-0
Last Meeting	Nov. 25, 2013
	Alabama 60, Alabama A&M 32

MEDIA RELATIONS

Basketball Contact	Bud McLaughlin
Office	256.372.4005
E-mail	aamusportsinfo@yahoo.com
Web Site	aamusports.com

QUINNIPIAC

Nov. 30, 2014 • Uncasville, Conn.

GENERAL INFORMATION

Location	Hamden, Conn.
Founded	1929
Enrollment	8,500
Nickname	Bobcats
Colors	Navy and Gold
Conference	Metro Atlantic
President	Dr. John L. Lahey
Athletic Director	Jack McDonald
Arena	TD Bank Sports Center (3,254)

TEAM INFORMATION

Head Coach	Tricia Fabbri
Record at School	294-256 (19 seasons)
Career Record	294-256 (19 seasons)
Assistant Coaches	Mountain MacGillivray Danielle Brennan Marie Warner
2013-14 Record	21-13
MAAC Record	14-6
Series Record	First Meeting
Last Meeting	N/A

MEDIA RELATIONS

Basketball Contact	Maxx McNall
Office	203.582.5387
E-mail	Maxx.McNall@quinnipiac.edu
Web Site	QuinnipiacBobcats.com

2014-15 OPPONENTS

USC UPSTATE

Dec. 2, 2014 • Tuscaloosa, Ala.

GENERAL INFORMATION

Location	Spartanburg, S.C.
Founded	1967
Enrollment	5,500
Nickname	Spartans
Colors	Green, Black and White
Conference	Atlantic Sun
Chancellor	Dr. Tom Moore
Athletic Director	Lee Fowler
Arena	G.B. Hodge Center (818)

TEAM INFORMATION

Head Coach	Tammy George
Record at School	120-147 (9 seasons)
Career Record	163-168 (11 seasons)
Assistant Coaches	Ayana McWilliams Jason Rasnake
2013-14 Record	17-15
Conference USA Record	11-7
Series Record	First Meeting
Last Meeting	N/A
	N/A

MEDIA RELATIONS

Basketball Contact	Wesley Herring
Office	864.503.5152
E-mail	wherring@uscupstate.edu
Web Site	upstatespartans.com

UT MARTIN

Dec. 4, 2014 • Tuscaloosa, Ala.

GENERAL INFORMATION

Location	Martin, Tenn.
Founded	1900
Enrollment	7,423
Nickname	Skyhawks
Colors	Navy Blue and Orange
Conference	Ohio Valley
Chancellor	Dr. Thomas A. Rakes
Athletic Director	Julio Freire
Arena	Kathleen and Tom Elam Center (5,000)

TEAM INFORMATION

Head Coach	Kevin McMillan
Record at School	98-62 (5 seasons)
Career Record	98-62 (5 seasons)
Assistant Coaches	David Russell David Hart Alecia Weatherly
2013-14 Record	24-8
Ohio Valley Record	15-1
Series Record	UT Martin leads 1-0
Last Meeting	Dec. 4, 2013
	UT Martin 75, Alabama 57

MEDIA RELATIONS

Basketball Contact	Alex Boggis
Office	731.881.7694
E-mail	daboggis@utm.edu
Web Site	UTMSports.com

NEBRASKA

Dec. 7, 2014 • Tuscaloosa, Ala.

GENERAL INFORMATION

Location	Lincoln, Neb.
Founded	1869
Enrollment	24,445
Nickname	Cornhuskers
Colors	Scarlet and Cream
Conference	Big Ten
Chancellor	Harvey S. Perlman, J.D.
Athletic Director	Shawn Eichorst, J.D.
Arena	Pinnacle Bank Arena (15,000)

TEAM INFORMATION

Head Coach	Connie Yori
Record at School	241-142 (13 seasons)
Career Record	436-282 (24 seasons)
Assistant Coaches	Dayna Finch Shimmy Gray-Miller Amy Stephens
2013-14 Record	26-7
Big Ten Record	12-4
Series Record	Nebraska leads 2-0
Last Meeting	Nov. 11, 2013
	Nebraska 62, Alabama 48

MEDIA RELATIONS

Basketball Contact	Jeff Griesch
Office	402.472.7775
E-mail	jpgriesch@huskers.com
Web Site	Huskers.com

MERCER

Dec. 14, 2014 • Tuscaloosa, Ala.

GENERAL INFORMATION

Location	Macon, Ga.
Founded	1833
Enrollment	8,300
Nickname	Bears
Colors	Orange and Black
Conference	Southern
President	William D. Underwood
Athletic Director	Jim Cole
Arena	Hawkins Arena (3,200)

TEAM INFORMATION

Head Coach	Susie Gardner
Record at School	45-76 (4 seasons)
Career Record	221-223 (15 seasons)
Assistant Coaches	Tiffany Swoffard Angie Nelp Joanna Reitz
2013-14 Record	17-14
A-Sun Record	9-9
Series Record	Alabama leads 2-0
Last Meeting	Jan. 18, 1994
	Alabama 101, Mercer 46

MEDIA RELATIONS

Basketball Contact	Jenny Moss
Office	478.301.5218
E-mail	moss_je@mercer.edu
Web Site	MercerBears.com

ARKANSAS-PINE BLUFF

Dec. 16, 2014 • Tuscaloosa, Ala.

GENERAL INFORMATION

Location	Pine Bluff, Ark.
Founded	1873
Enrollment	3,800
Nickname	Lady Lions
Colors	Gold and Black
Conference	Southwestern Athletic
Chancellor	Dr. Laurence B. Alexander
Athletic Director	Lonza Hardy Jr.
Arena	H.O. Clemmons Arena (4,500)

TEAM INFORMATION

Head Coach	Nate Kilbert
Record at School	16-42 (2 seasons)
Career Record	227-239 (13 seasons)
Assistant Coaches	Danny Evans Ashley Brown
2013-14 Record	3-24
SWAC Record	2-15
Series Record	Alabama leads 2-0
Last Meeting	Nov. 17, 2012
	Alabama 79, Arkansas-Pine Bluff 60

MEDIA RELATIONS

Basketball Contact	Ronnie Johnson
Office	870.575.7949
E-mail	johnsont@uapb.edu
Web Site	UAPBLionsRoar.com

NEW ORLEANS

Dec. 21, 2014 • Tuscaloosa, Ala.

GENERAL INFORMATION

Location	New Orleans, La.
Founded	1958
Enrollment	9,323
Nickname	Privateers
Colors	Royal Blue, Navy and Silver
Conference	Southland
President	Dr. Peter J. Fos
Athletic Director	Derek Morel
Arena	Lakefront Arena (8,785)

TEAM INFORMATION

Head Coach	Keeshawn Carter-Davenport
Record at School	3-78 (4 seasons)
Career Record	3-78 (4 seasons)
Assistant Coaches	Alpha English Tomekia Reed
2013-14 Record	0-29
Southland Record	0-18
Series Record	Series tied 1-1
Last Meeting	Dec. 17, 1990
	New Orleans 67, Alabama 55

MEDIA RELATIONS

Basketball Contact	Emmanuel Pepis
Office	504.280.7039
E-mail	epemis@uno.edu
Web Site	UNOPrivateers.com

MISSISSIPPI VALLEY STATE

Dec. 28, 2014 • Tuscaloosa, Ala.

GENERAL INFORMATION

Location	Itta Bena, Miss.
Founded	1950
Enrollment	2,452
Nickname	Devilettes
Colors	Forest Green and White
Conference	Southwestern Atlantic
President	Dr. William Bynum
Athletic Director	Dianthia Ford-Kee
Arena	HPER Complex (6,000)

TEAM INFORMATION

Head Coach	Elvis Robinson
Record at School	26-36 (2 seasons)
Career Record	26-36 (2 seasons)
Assistant Coaches	Melvin Williams Brittney Lakes Lenise Stallings
2013-14 Record	9-21
SWAC Record	8-10
Series Record	Alabama leads 2-0
Last Meeting	Feb. 24, 1992
	Alabama 110, Mississippi Valley State 51

MEDIA RELATIONS

Basketball Contact	Kenneth Mister
Office	662.254.3011
E-mail	kcmister@mvsu.edu
Web Site	MVSUSports.com

KENTUCKY

Jan. 2, 2015 • Tuscaloosa, Ala.

GENERAL INFORMATION

Location	Lexington, Ky.
Founded	1865
Enrollment	29,410
Nickname	Wildcats
Colors	Blue and White
Conference	Southeastern
President	Dr. Eli Capulouto
Athletic Director	Mitch Barnhart
Arena	Memorial Coliseum (8,000)

TEAM INFORMATION

Head Coach	Matthew Mitchell
Record at School	170-71 (7 seasons)
Career Record	200-100 (9 seasons)
Assistant Coaches	Adeniyi Amadou Christian Stefanopoulos Tamika Williams
2013-14 Record	26-9
SEC Record	10-6
Series Record	Kentucky leads 24-17
Last Meeting	Jan. 23, 2014
	Alabama 57, Kentucky 55

MEDIA RELATIONS

Basketball Contact	Susan Lax
Office	859.257.8420
E-mail	slax0@email.uky.edu
Web Site	UKAthletics.com

OUTLOOK

2014-15 OPPONENTS

GEORGIA

Jan. 4, 2015 • Athens, Ga.

GENERAL INFORMATION

Location	Athens, Ga.
Founded	1785
Enrollment	34,536
Nickname	Lady Bulldogs
Colors	Red and Black
Conference	Southeastern
Chancellor	Jere W. Morehead, J.D.
Athletic Director	Greg McGarity
Arena	Stegeman Coliseum (10,523)

TEAM INFORMATION

Head Coach	Andy Landers
Record at School	843-287 (35 seasons)
Career Record	925-308 (39 seasons)
Associate Head Coach	Joni Crenshaw
Assistant Coaches	Angie Johnson Robert Mosley
2013-14 Record	20-12
SEC Record	7-9
Series Record	Georgia leads 36-10
Last Meeting	Jan. 26, 2014 Alabama 69, Georgia 66

MEDIA RELATIONS

Basketball Contact	Mike Mobley
Office	706.542.1621
E-mail	mmobley@sports.uga.edu
Web Site	GeorgiaDogs.com

SOUTH CAROLINA

Jan. 8, 2015 • Tuscaloosa, Ala.
Jan. 29, 2015 • Columbia, S.C.

GENERAL INFORMATION

Location	Columbia, S.C.
Founded	1801
Enrollment	31,964
Nickname	Gamecocks
Colors	Garnet and Black
Conference	Southeastern
President	Dr. Harris Pastides
Athletic Director	Ray Tanner
Arena	Colonial Life Arena (18,000)

TEAM INFORMATION

Head Coach	Dawn Staley
Record at School	121-71 (6 seasons)
Career Record	293-151 (14 seasons)
Associate Head Coach	Lisa Boyer
Assistant Coaches	Nikki McCray Darius Taylor
2013-14 Record	29-5
SEC Record	14-2
Series Record	South Carolina leads 19-15
Last Meeting	Jan. 19, 2014 South Carolina 77, Alabama 51

MEDIA RELATIONS

Basketball Contact	Diana Koval
Office	803.777.7977
E-mail	dkoval@mailbox.sc.edu
Web Site	GamecocksOnline.com

OLE MISS

Jan. 11, 2015 • Oxford, Miss.

GENERAL INFORMATION

Location	Oxford, Miss.
Founded	1848
Enrollment	22,286
Nickname	Rebels
Colors	Cardinal Red and Navy Blue
Conference	Southeastern
President	Dr. Daniel Jones
Athletic Director	Ross Bjork
Arena	C.M. Tad Smith Coliseum (8,867)

TEAM INFORMATION

Head Coach	Matt Insell
Record at School	12-20 (1 season)
Career Record	12-20 (1 season)
Assistant Coaches	Alex Simmons Brittany Hudson Todd Schaefer
2013-14 Record	12-20
SEC Record	2-14
Series Record	Ole Miss leads 33-21
Last Meeting	Jan. 12, 2014 Alabama 93, Ole Miss 79

MEDIA RELATIONS

Basketball Contact	Jessica Poole
Office	662.915.7896
E-mail	jepoole1@olemiss.edu
Web Site	OleMissSports.com

MISSISSIPPI STATE

Jan. 18, 2015 • Starkville, Miss.
Feb. 22, 2015 • Tuscaloosa, Ala.

GENERAL INFORMATION

Location	Starkville, Miss.
Founded	1878
Enrollment	20,363
Nickname	Bulldogs
Colors	Maroon and White
Conference	Southeastern
President	Dr. Mark Keenum
Athletic Director	Scott Stricklin
Arena	Humphrey Coliseum (10,500)

TEAM INFORMATION

Head Coach	Vic Schaefer
Record at School	35-31 (2 seasons)
Career Record	115-141 (8 seasons)
Associate Head Coach	Johnnie Harris
Assistant Coaches	Aqua Franklin Elena Lovato
2013-14 Record	22-14
SEC Record	5-11
Series Record	Alabama leads 36-16
Last Meeting	Feb. 20, 2014 Alabama 72, Mississippi State 64

MEDIA RELATIONS

Basketball Contact	Brock Turnipseed
Office	662.325.7556
E-mail	bturnipseed@athletics.msstate.edu
Web Site	HailState.com

AUBURN

Jan. 22, 2015 • Tuscaloosa, Ala.
March 1, 2015 • Auburn, Ala.

GENERAL INFORMATION

Location	Auburn, Ala.
Founded	1856
Enrollment	25,134
Nickname	Tigers
Colors	Burnt Orange and Navy Blue
Conference	Southeastern
President	Dr. Jay Gogue
Athletic Director	Jay Jacobs
Arena	Auburn Arena (9,121)

TEAM INFORMATION

Head Coach	Terri Williams-Flournoy
Record at School	38-30 (2 seasons)
Career Record	181-134 (10 seasons)
Assistant Coaches	Ty Evans Adrian Walters Sherill Baker
2013-14 Record	19-15
SEC Record	7-9
Series Record	Auburn leads 45-34
Last Meeting	Feb. 27, 2014 Auburn 70, Alabama 65 ^{2OT}

MEDIA RELATIONS

Basketball Contact	Wes Todd
Office	334.844.9182
E-mail	wlt0006@auburn.edu
Web Site	AuburnTigers.com

VANDERBILT

Jan. 25, 2015 • Tuscaloosa, Ala.

GENERAL INFORMATION

Location	Nashville, Tenn.
Founded	1873
Enrollment	6,875
Nickname	Commodores
Colors	Black and Gold
Conference	Southeastern
Chancellor	Nicholas S. Zeppos
Athletic Director	David Williams II
Arena	Memorial Gymnasium (14,326)

TEAM INFORMATION

Head Coach	Melanie Balcomb
Record at School	277-119 (12 seasons)
Career Record	440-223 (21 seasons)
Associate Head Coach	Tom Garrick
Assistant Coaches	Ashley Earley Kim Rosamond
2013-14 Record	18-13
SEC Record	7-9
Series Record	Vanderbilt leads 29-12
Last Meeting	Feb. 23, 2014 Alabama 66, Vanderbilt 62

MEDIA RELATIONS

Basketball Contact	David Dawson
Office	615.322.4051
E-mail	david.dawson@vanderbilt.edu
Web Site	VUCommodores.com

ARKANSAS

Feb. 1, 2015 • Tuscaloosa, Ala.

GENERAL INFORMATION

Location	Fayetteville, Ark.
Founded	1871
Enrollment	25,365
Nickname	Razorbacks
Colors	Cardinal and White
Conference	Southeastern
Chancellor	Dr. G. David Gearhart
Athletic Director	Jeff Long
Arena	Bud Walton Arena (19,200)

TEAM INFORMATION

Head Coach	Jimmy Dykes
Record at School	First Season
Career Record	First Season
Assistant Coaches	Christy Smith Tari Cummings Simeon Hinsey
2013-14 Record	19-11
SEC Record	6-10
Series Record	Arkansas leads 18-14
Last Meeting	Feb. 13, 2014 Arkansas 75, Alabama 55

MEDIA RELATIONS

Basketball Contact	Jeri Thorpe
Office	479.575.5037
E-mail	jthorpe@uark.edu
Web Site	ArkansasRazorbacks.com

LSU

Feb. 8, 2015 • Baton Rouge, La.

GENERAL INFORMATION

Location	Baton Rouge, La.
Founded	1860
Enrollment	30,451
Nickname	Lady Tigers
Colors	Purple and Gold
Conference	Southeastern
President	Dr. F. King Alexander
Athletic Director	Joe Alleva
Arena	Pete Maravich Assembly Center (13,215)

TEAM INFORMATION

Head Coach	Nikki Caldwell
Record at School	66-36 (3 seasons)
Career Record	138-62 (6 seasons)
Assistant Coaches	Tasha Butts Tony Perotti TBA
2013-14 Record	21-13
SEC Record	7-9
Series Record	LSU leads 36-17
Last Meeting	March 6, 2014 LSU 78, Alabama 65

MEDIA RELATIONS

Basketball Contact	Matt Dunaway
Office	225.578.1869
E-mail	mdunaway@lsu.edu
Web Site	LSUsports.net

2014-15 OPPONENTS

MISSOURI

Feb. 12, 2015 • Tuscaloosa, Ala.

GENERAL INFORMATION

Location	Columbia, Mo.
Founded	1839
Enrollment	34,935
Nickname	Tigers
Colors	Old Gold and Black
Conference	Southeastern
President	Timothy M. Wolfe
Athletic Director	Mike Alden
Arena	Mizzou Arena (15,061)

TEAM INFORMATION

Head Coach	Robin Pingeton
Record at School	60-65 (4 seasons)
Career Record	395-222 (19 seasons)
Assistant Coaches	Jenny Putnam Willie Cox Michael Porter
2013-14 Record	17-14
SEC Record	6-10
Series Record	Missouri leads 3-2
Last Meeting	Feb. 9, 2014 Alabama 59, Missouri 56

MEDIA RELATIONS

Basketball Contact	Jennifer Dewar
Office	573.884.9486
E-mail	dewarj@missouri.edu
Web Site	MUTigers.com

TEXAS A&M

Feb. 16, 2015 • College Station, Texas

GENERAL INFORMATION

Location	College Station, Texas
Founded	1872
Enrollment	53,219
Nickname	Aggies
Colors	Maroon and White
Conference	Southeastern
Interim President	Dr. Mark A. Hussey
Athletic Director	Eric Hyman
Arena	Reed Arena (12,989)

TEAM INFORMATION

Head Coach	Gary Blair
Record at School	264-109 (10 seasons)
Career Record	672-272 (29 seasons)
Associate Head Coach	Kelly Bond-White
Assistant Coaches	Bob Starkey Amy Wright
2013-14 Record	27-9
SEC Record	13-3
Series Record	Texas A&M leads 3-0
Last Meeting	Feb. 16, 2014 Texas A&M 71, Alabama 46

MEDIA RELATIONS

Basketball Contact	David Waxman
Office	979.862.5423
E-mail	dwaxman@athletics.tamu.edu
Web Site	12thMan.com

TENNESSEE

Feb. 19, 2015 • Knoxville, Tenn.

GENERAL INFORMATION

Location	Knoxville, Tenn.
Founded	1794
Enrollment	27,523
Nickname	Lady Volunteers
Colors	Orange and White
Conference	Southeastern
President	Dr. Joe DiPietro
Athletic Director	Dave Hart
Arena	Thompson-Boling Arena (21,678)

TEAM INFORMATION

Head Coach	Holly Warlick
Record at School	56-14 (2 seasons)
Career Record	56-14 (2 seasons)
Assistant Coaches	Kyra Elzy Jollette Low Dean Lockwood
2013-14 Record	29-6
SEC Record	13-3
Series Record	Tennessee leads 47-2
Last Meeting	Feb. 2, 2014 Tennessee 64, Alabama 54

MEDIA RELATIONS

Basketball Contact	Eric Trainer
Office	865.974.8173
E-mail	etrainer@utk.edu
Web Site	UTSports.com

FLORIDA

Feb. 26, 2015 • Tuscaloosa, Ala.

GENERAL INFORMATION

Location	Gainesville, Fla.
Founded	1853
Enrollment	49,042
Nickname	Gators
Colors	Orange and Blue
Conference	Southeastern
President	Dr. J. Bernard Machen
Athletic Director	Jeremy Foley
Arena	Stephen C. O'Connell Center (11,373)

TEAM INFORMATION

Head Coach	Amanda Butler
Record at School	140-95 (7 seasons)
Career Record	180-117 (9 seasons)
Assistant Coaches	Angela Crosby David Lowery Muriel Page
2013-14 Record	20-13
SEC Record	8-8
Series Record	Alabama leads 29-25
Last Meeting	Jan. 30, 2013 Florida 75, Alabama 67

MEDIA RELATIONS

Basketball Contact	Kathy Cafazzo
Office	352.375.4683, ext. 6133
E-mail	kathyc@gators.ufl.edu
Web Site	GatorZone.com



OUTLOOK

COACHES AND STAFF



**KRISTY
CURRY**

Head Coach Second Season
NORTHEAST LOUISIANA, 1988



COACHES/STAFF

Hardworking, energetic, aggressive and disciplined all are words that can be used to describe Alabama head women's basketball coach Kristy Curry, who enters her second season with the Crimson Tide. Curry and her staff came in and immediately made an impact at Alabama, which was clearly evident both on and off the court.

In 2013-14, the Tide won seven Southeastern Conference games marking the most since the 2001-02 season. Included in those wins was the first in Lexington against Kentucky since 2002, the first against Georgia since 2004, snapping a 23-game losing streak to the Lady Bulldogs, and the first in program history at Vanderbilt's Memorial Gym. Overall, Alabama won 14 games, playing one of the most difficult schedules in the nation, bringing Curry's overall coaching record to 323-165 (.662) in 15 seasons.

Home-game attendance increased significantly in Curry's first season as the Tide drew nearly 900 more attendees per game than it had in 2012-13. In fact, Foster Auditorium drew a crowd of 2,678 for its win over Georgia on Jan. 26, setting a new record attendance for women's basketball in the historic building. Fans then answered the call to top that number the next week against Tennessee, and would set another record as 3,002 packed into Foster to watch the Tide and Lady Vols.

Another area that saw a dramatic improvement was the team's involvement in community service. The Tide took part in several activities throughout local communities including Habitat for Humanity, Hoops for Heart at Huntington Place Elementary School, Upward Basketball, MDA Lock-Up, playing games and serving dessert to the residents of Capstone Village

Retirement Community, making gingerbread houses with the students of the CrossingPoints transition program, Project Angel Tree and the program's annual 5th Grade Fastbreak. The team was recognized for its efforts during the athletic department's year-end banquet as the women's team with the most service hours throughout the year.

Curry also received a special honor of her own at the 2014 Women's Basketball Coaches' Association Convention in Nashville, Tenn., as she was awarded the Kay Yow Heart of a Coach Award, presented by the Fellowship of Christian Athletes. The award, established in 2008 to honor the late Kay Yow, recognizes a basketball coach who has coached according to Biblical principles, and to the heart, body and mind of the athlete.

Curry has coached several all-conference, all-academic and All-America players over the span of 15 successful seasons, including three Southeastern Conference honor roll recipients in 2014.

Prior to arriving at the Capstone, Curry spent seven seasons at the helm of the Texas Tech Lady Raider basketball program where she compiled a record of 130-98 (570). She guided the Lady Raiders to a 21-11 record in 2012-13 and an appearance in the NCAA Tournament for the second time in three years.

In her final season in Lubbock, senior guards Monique Smalls, Casey Morris and Chynna Brown picked up All-Big 12 Conference Team honors in 2012-13, led by Brown as a first team selection. Tech was the only Big 12 team to have all three starting backcourt members named to the all-conference team.

In addition to her time on the court, Curry has spent time off the court contributing on several national and regional committees. She currently is a member of the Women's Basketball Coaches Association, serving on the Defensive Player of the Year Award committee, and is a member of the WBCA Division I Coaches' Top 25 Poll committee.

After establishing herself as one of the most successful women's basketball coaches in Purdue history, where she coached from 1999-2006, Curry took over the reins of the tradition-rich program at Texas Tech on March 30, 2006.

On Nov. 23, 2007, Curry added another milestone to her resume as she captured her 200th career win in a 78-56 victory over Kennesaw State during the Basketball Travelers Classic in Lubbock. That 2007-08 season also saw the Lady Raiders return to postseason play, as they competed in the Postseason WNIT.

In her first stint as a head coach, Curry was hired at Purdue in April of 1999, becoming the first women's basketball coach in NCAA history to inherit a national championship-winning team. She led her first squad to four straight wins in the 1999-2000 season, extending Purdue's school-record win streak to 34 consecutive games, a mark that ranks sixth in NCAA history.

In her seven years at the helm of the Boilermakers, Curry compiled a record of 179-51 (.778) and was 86-26 (.768) in Big Ten Conference games. Curry's teams won two Big Ten regular-season (2001, '02) and three Big Ten Tournament (2000, '03, '04) championships. She also guided her teams to seven NCAA Tournament appearances, including the Final Four and championship game in 2001. Curry

became only the second coach in NCAA history to guide her team to the NCAA championship game in her second year as a head coach.

In her fourth season at Purdue, Curry collected her 100th career coaching win with a 74-48 victory against Indiana on Feb. 27, 2003. Curry needed only 126 games to reach that milestone, getting there faster than any coach in Purdue history. Curry also recorded her 100th victory quicker than coaching icons such as Pat Summitt of Tennessee, Geno Auriemma of Connecticut, Tara VanDerveer of Stanford and Jody Conradt of Texas.

Not only did Curry have successful teams, but she also had coached some very successful student-athletes in West Lafayette. Under Curry's leadership at Purdue, Katie Douglas became the third player in Big Ten history, and the first Purdue player, to earn two Kodak All-America honors (2000, 2001). Douglas was the 2000 and 2001 Big Ten Player of the Year and was named the 2001 Big Ten Female Athlete of the Year. A two-time All-Big Ten pick, Douglas is one of six Purdue players from the Curry era to earn first team all-conference honors.

Shereka Wright, an assistant on Curry's staff at Texas Tech and now an assistant at Alabama, was the 2000 USA TODAY and Gatorade High School Player of the Year out of Copperas Cove, Texas, and finished her four-year career under Curry as Purdue's second all-time leading scorer. Following her senior season, in which she led the Big Ten in scoring during conference games, Wright earned first-team honors on the inaugural Wooden Women's All-America Team. Lubbock native Erika Valek, a four-year starting point guard for the Boilermakers, capped her career by receiving the 2004 Frances Pomeroy Naismith Award as the nation's top player under 5-foot-8.

The on-court success of Curry's teams has carried over into the classroom as well. In seven years at Texas Tech, her student-athletes received Academic All-Big 12 honors 13 times and were named to the CoSIDA Academic All-District team five times. Curry's student-athletes received Academic All-Big Ten distinction 24 times during her career at Purdue. Every Boilermaker who finished her playing career at Purdue during Curry's tenure went on to graduate.

Curry began coaching in her home state of Louisiana, as she started at the prep level as a head coach at Weston (1988-90) and

Mansfield (1990-91) high schools. From there, Curry quickly moved to the college ranks as an assistant at Tulane for two seasons (1991-93). She then spent a year at Stephen F. Austin (1993-94) before moving on to Texas A&M for the next two seasons (1994-96).

Curry later returned to the state of Louisiana to be an assistant coach at Louisiana Tech for Hall of Famer Leon Barmore, during three seasons from 1996-99. In 1996-97, Louisiana Tech went 31-4 and advanced to the NCAA Sweet 16. The Lady Techsters then posted another 31-4 record in 1997-98 and finished as the NCAA runner-up. In Curry's final season in Ruston, Louisiana Tech went 30-3 and advanced to the NCAA Final Four.

Off the court, Curry has placed a high priority on giving back to the community. She has been heavily involved with several organizations, including: the American Cancer Society Coaches vs. Cancer, Joe Arrington Cancer Center, Junior League, of Lubbock, Salvation Army, South Plains Food Bank, Women's Protective Services, Komen for the Cure, Ronald McDonald House, UMC Children's Center, AMBUC's of Lubbock, Shoes for Orphan Souls, Toys for Tots, United Way, Girl Scouts and Habitat for Humanity.

A highly sought-after guest speaker, Curry was a keynote speaker for the Lubbock Avalanche-Journal's "A Time for Women" event and has been a spokeswoman for the Muscular Dystrophy Association's "Aisles of Smiles." Curry also has made personal appearances for numerous fundraising events and has recorded several public service announcements.

A native of Olla, La., Curry graduated from LaSalle High School and then went on to earn her bachelor of science degree in health and physical education at Northeast Louisiana in 1988. She earned a master's degree in education at Stephen F. Austin in 1994.

Curry and her husband Kelly, assistant coach for the Tide, have two daughters, Kelsey and Kendall.



COACHES AND STAFF

RECORD VS. OPPONENTS

Alabama A&M	1-0	Georgia	1-1	Nicholls State	1-0	Stanford	1-1
Alcorn State	1-0	Hawai'i	0-1	North Carolina	0-1	SW Missouri State	1-0
American	1-0	Houston	6-2	North Dakota	1-0	TCU	3-1
Arizona State	2-1	Houston Baptist	1-0	North Texas	2-0	Tennessee	0-4
Arkansas	2-2	Idaho	1-0	Northeastern	1-0	Texas	8-9
Arkansas – Pine Bluff	1-0	Idaho State	2-0	Northern Colorado	1-0	Texas A&M	2-12
Arkansas State	1-0	Illinois	13-1	Northwestern	10-0	Texas A&M – Corpus Christi	1-0
Auburn	0-2	Indiana	13-2	Northwestern State	1-0	Texas – Arlington	4-0
Austin Peay	1-0	Indiana State	1-0	Notre Dame	6-3	Texas – San Antonio	2-0
Baylor	1-14	Iowa	9-5	Ohio State	10-6	Texas State	4-0
Boston College	2-0	Iowa State	2-7	Oklahoma	1-16	Texas Tech	1-0
Butler	1-0	IPFW	3-0	Oklahoma State	9-8	Troy	1-0
California	1-1	Jacksonville	1-0	Old Dominion	0-1	Tulane	4-1
Cal State Fullerton	1-0	Kansas	7-2	Oral Roberts	2-0	UC Santa Barbara	4-1
Centenary	1-0	Kansas State	5-6	Oregon State	1-0	UCF	2-0
Central Arkansas	1-0	Kennesaw State	1-0	Pacific	1-0	UCLA	5-1
Charleston Southern	1-0	Kentucky	3-1	Penn State	8-8	UMKC	1-0
Chattanooga	0-1	Lamar	3-0	Pittsburgh	1-0	UNLV	2-0
Colorado	3-2	Lipscomb	1-0	Prairie View A&M	2-0	UT Martin	0-1
Colorado State	1-0	Louisiana – Monroe	1-0	Princeton	0-1	UW-Milwaukee	2-0
Connecticut	0-1	LSU	3-2	Sacramento State	1-0	Wake Forest	1-0
Coppin State	1-0	Louisiana Tech	0-2	Saint Francis	1-0	Washington State	2-0
CSU Bakersfield	1-0	Mercer	1-0	Saint Mary's	0-1	West Virginia	2-0
Dartmouth	1-0	Michigan	15-1	Sam Houston State	3-0	Western Kentucky	2-0
Dayton	1-0	Michigan State	7-4	Samford	1-0	Western Michigan	4-0
Denver	1-0	Minnesota	8-5	San Diego	1-1	Wisconsin	12-1
DePaul	3-1	Ole Miss	1-0	San Francisco	1-0	Wyoming	0-1
Duke	0-3	Mississippi State	2-0	Savannah State	3-0	Valparaiso	6-0
Eastern Illinois	2-0	Mississippi Valley State	1-0	SMU	1-1	Vanderbilt	3-0
Eastern Michigan	1-0	Missouri	6-2	South Carolina	2-1	Villanova	1-0
Florida	1-1	Missouri State	1-0	South Dakota State	1-0	Virginia Tech	1-0
Fresno State	0-1	Montana State	1-0	South Florida	0-2	Xavier	1-0
Furman	1-0	Nebraska	2-4	Southern Miss	2-0		
George Washington	0-1	New Mexico	4-2	Southern Utah	1-0		
Georgetown	1-0	New Orleans	1-0	St. John's	0-1		

COACHES/STAFF





Kelly Curry enters his second season with the Crimson Tide women's basketball team in 2014-15, working primarily with the post players, while also handling scheduling, recruiting and scouting.

In his first season with the program, Alabama won seven Southeastern Conference games marking the most since the 2001-02 season. Those victories included: Alabama's first win in Lexington against Kentucky since 2002; the first against Georgia since 2004, snapping a 23-game losing streak to the Lady Bulldogs; and the first victory in program history at Vanderbilt's Memorial Gym. Overall, the Tide won 14 games in 2014-15, despite playing one of the most difficult schedules in the nation.

Freshman forward Ashley Williams became the first Alabama player in three years to be named to the SEC All-Freshman Team. A two-time SEC Freshman of the Week and member of the Cavalier Classic All-Tournament Team, Williams finished as the only freshman in the SEC to rank in the conference's top 20 in scoring and top 15 in rebounding against league opponents – checking in at No. 17 in scoring, averaging 13.8 points, and No. 14 in rebounding with 6.9 boards per game.

Curry came to Tuscaloosa after serving in the same position at Texas Tech from 2006-13. During his tenure, the Lady Raiders made five postseason appearances and had three 20-plus win seasons.

Prior to his seven-year stint in Lubbock, Curry spent seven seasons at Purdue, where he also coached the post players and was heavily involved in recruiting and scheduling. The Boilermakers advanced to the NCAA

tournament in each of those years, making the national championship game in 2001. In addition, Purdue won three Big Ten Tournament championships (2000, '03, '04) and two Big Ten regular-season titles (2001, 02).

Curry began his coaching career in 1998 at Louisiana Tech, where he spent one season on the sidelines under Hall of Famer Leon Barmore. That year, the Lady Techsters posted a 30-3 record and reached the NCAA Final Four.

Curry graduated from Texas A&M in 1990 with a bachelor's degree in business administration management and received his teaching certification in 1993 from Stephen F. Austin.

He and his wife Kristy, head coach of the Tide, have two daughters, Kelsey and Kendall.

COACHES AND STAFF



**TERRY
NOONER**

Assistant Coach

Second Season

KANSAS, 2000



COACHES/STAFF

Terry Nooner, a former guard and team captain for the Kansas men's basketball team from 1997-2000, enters his second season with the Crimson Tide in 20014-15, working primarily with the guards while assisting with recruiting and scouting.

In Nooner's first season at Alabama, the Tide won 14 games despite playing one of the most difficult schedules in the nation. Seven of those victories in 2013-14 came in Southeastern Conference play, representing the most league wins for the Tide since the 2001-02 season. Alabama also registered several notable victories including: the program's first win in Lexington against Kentucky since 2002; the first victory against Georgia since 2004, snapping a 23-game losing streak to the Lady Bulldogs; and the first win in program history at Vanderbilt's Memorial Gym.

Prior to joining Kristy Curry's staff, Nooner spent one season at his alma mater as an assistant with the Kansas women's team. He helped the Jayhawks fashion one of their most successful seasons as KU finished with a 20-14 overall record in 2012-13 while advancing to the NCAA Sweet 16 for the fourth time in program history. It also marked the first time a Kansas women's team has ever reached the NCAA round-of-16 in consecutive seasons. Nooner had returned to Lawrence after serving as an assistant for one year at Southern Illinois.

Before joining the collegiate ranks, Nooner coached high school and AAU basketball for seven years in the Kansas City area. He also served from 2007-11 as president of KC Pro Am Inc., a nonprofit organization that provides basketball instruction, and he simultaneously worked at the Jewish Community Center of

Greater Kansas City as a personal basketball instructor, from 2006-11. Nooner's past clients include the likes of 17-year NBA veteran Chauncey Billups, who was MVP of the 2004 NBA Finals, two-time NBA champion Tyronn Lue and Billy Thomas, in addition to several college players.

Nooner earned two degrees from Kansas, including a bachelor's degree in African and African-American studies in 2000 and a master's in sports administration that he completed two years later.

He and his wife Tracy have a daughter, Tarynn.



Shereka Wright, a former collegiate standout at Purdue and member of the WNBA, enters her second season at Alabama in 2014-15 as assistant coach and recruiting coordinator. Wright works primarily with the guards and also assists with scouting.

In her first season in Tuscaloosa, the Crimson Tide had several notable accomplishments – including the program’s most Southeastern Conference wins since the 2001-02 season with seven, as well as the Tide’s highest seed in the conference tournament since 1999. Alabama collected its first win in Lexington against Kentucky since 2002; its first victory against Georgia since 2004, snapping a 23-game losing streak to the Lady Bulldogs; and the first win in program history at Vanderbilt’s Memorial Gym.

Wright began her coaching career at Texas Tech and was responsible for the perimeter players, recruiting, scouting, academics and equipment. She spent seven seasons in Lubbock with current Alabama head coach Kristy Curry, helping the Lady Raiders advance to the postseason five times and win 20 or more games in her final three seasons at Tech.

Prior to coaching, Wright spent two seasons (2004-05) in the WNBA with the Phoenix Mercury, but she missed all of the 2006 season after suffering a torn Achilles tendon during training camp.

Wright was selected as the 13th overall pick in the 2004 WNBA Draft by the Detroit Shock, after a stellar collegiate career playing for Curry at Purdue. She was the third player in program history to be named to the All-Big Ten First Team on three occasions and also was named a Kodak honorable mention All-American as

well as a national player-of-the-year finalist for the Wade Trophy, Naismith Award and Wooden Award. As a freshman in 2001, Wright was named to the NCAA Final Four All-Tournament Team.

Throughout her four-year career, the Boilermakers appeared in four NCAA tournaments, advancing to the national championship game in 2001, the Elite Eight in 2003 and the Sweet 16 in 2004. She helped Purdue win two Big Ten regular-season titles (2001, '02) and a pair of Big Ten Tournament crowns (2003, '04).

Wright graduated from Purdue in 2004 with a bachelor’s degree in health and fitness.

COACHES AND STAFF



GRANT FAUSSET

Director of Operations Second Season
PURDUE, 2004

Grant Fausset, who has overseen the daily organization of Kristy Curry's programs for the past seven seasons, enters his second year at Alabama in 2014-15, serving as the program's director of operations.

In this position, Fausset's various duties include: coordinating all team travel; serving as the team liaison with equipment, facilities, housing, the business office, event management, marketing, athletics communications and nutrition; coordinating logistics for all official and unofficial recruiting visits; and serving as the director of the team's booster club.



Fausset spent six seasons in the operations role at Texas Tech before joining Curry in the move to Tuscaloosa. He earlier served as video coordinator for one season with the Lady Raiders.

This is Fausset's second stint in the state of Alabama, as he spent one year as video coordinator at Auburn after serving in a similar capacity at Purdue on Curry's staff.

Fausset also has experience working in the WNBA, as he spent the summer of 2004

working as the equipment manager for the Seattle Storm.

Fausset graduated from Purdue in 2004 with a bachelor's degree in agricultural communications and a minor in communications. During his undergraduate years, he spent one year as a practice player before taking over the managerial role his final two seasons.

He and his wife Lindsey have a daughter, Bellamy, and a son, Tress.

COACHES/STAFF



LINDSEY HICKS

Video Coordinator Second Season
PURDUE, 2004

Former collegiate and professional basketball player Lindsey Hicks enters her second season with the Tide women's basketball program in 2014-15, serving as the the video coordinator on Kristy Curry's staff.

Hicks, who was a member of Purdue's No. 1 recruiting class in 2000, helped the Boilermakers win three Big Ten Conference titles while playing for Curry and was team captain her senior year. Following graduation, Hicks went








on to play overseas, where she enjoyed a successful six-year career in Finland, Denmark, Sweden and Switzerland. She was named MVP of the Danish League while helping win the Finnish Cup Championship and serving as team captain of the Swedish teams three years in a row.

After hanging up her playing shoes in 2010, Hicks went on to become an assistant coach at Morehead State University, where she spent two

seasons. While at Morehead, she assisted with recruiting, scouting, post player development and game planning – along with other areas such as video editing, team academics and travel. Since 2012, Hicks has spent time working as a sales and marketing manager and also has experience serving as a personal trainer.

Hicks graduated from Purdue in 2004 with a degree in visual communications design.

MANAGERS AND SUPPORT STAFF



COACHES/STAFF

PLAYER PROFILES



3

6-1 • Junior

Guard

KHADIJAH CARTER

Goodrich, Texas (Jacksonville College)

CAREER HIGHS

Points	15 vs. Wisconsin (11/21/13)
Rebounds	8 - 2X, last vs. Houston (12/8/13)
FG Made	6 vs. Wisconsin (11/21/13)
FG Att.	10 vs. Wisconsin (11/21/13)
3PT FG Made	3 - 2X, last vs. Wisconsin (11/21/13)
3PT FG Att.	6 at Duke (11/17/13)
FT Made	4 - 2X, last at South Carolina (1/19/14)
FT Att.	6 vs. Jacksonville (12/17/13)
Assists	3 vs. Cal State Fullerton (11/30/13)
Steals	3 - 3X, last vs. Houston (12/8/13)
Blocks	3 - 3X, last vs. Kentucky (1/2/14)
Minutes	35 vs. Houston (12/8/13)

SEC HIGHS

Points	8 at South Carolina (1/19/14)
Rebounds	5 vs. Georgia (1/26/14)
FG Made	3 vs. Kentucky (1/2/14)
FG Att.	6 - 2X, last at South Carolina (1/19/14)
3PT FG Made	1 - 2X, last vs. Ole Miss (1/12/14)
3PT FG Att.	4 at Texas A&M (1/5/14)
FT Made	4 at South Carolina (1/19/14)
FT Att.	4 at South Carolina (1/19/14)
Assists	2 vs. Georgia (1/26/14)
Steals	2 - 2X, last at South Carolina (1/19/14)
Blocks	3 vs. Kentucky (1/2/14)
Minutes	28 - 2X, last at South Carolina (1/19/14)

2013-14 SEASON HIGHS

Points	15 vs. Wisconsin (11/21)
Rebounds	8 - 2X, last vs. Houston (12/8)
FG Made	6 vs. Wisconsin (11/21)
FG Att.	10 vs. Wisconsin (11/21)
3PT FG Made	3 - 2X, last vs. Wisconsin (11/21)
3PT FG Att.	6 at Duke (11/17)
FT Made	4 - 2X, last at South Carolina (1/19)
FT Att.	6 vs. Jacksonville (12/17)
Assists	3 vs. Cal State Fullerton (11/30)
Steals	3 - 3X, last vs. Houston (12/8)
Blocks	3 - 3X, last vs. Kentucky (1/2)
Minutes	35 vs. Houston (12/8)



2013-14 (SOPHOMORE)

Started 19 of the 30 games in her first season at Alabama ... led the Tide in blocks six times and in steals on five occasions ... after recording one block in the first nine games of the season, collected 18 rejections over the final 21 games ... chipped in six points, five rebounds and two assists in the win over Georgia ... added eight points, four boards, two steals and one assist at South Carolina ... finished with 10 points, five rebounds and one assist against Coppin State ... had a solid all-around game in win vs. Jacksonville, contributing 10 points, three rebounds, two blocks, two steals and one assist ... recorded a season-best eight rebounds against Cal State Fullerton and again vs. Houston ... notched a season-high 15 points, five boards and one assist to help the Tide to its first win of the season against Wisconsin ... tallied 13 points, four rebounds, three steals and two assists in her first start at Duke.

2012-13 (AT JACKSONVILLE COLLEGE)

NJCAA First Team All-America ... Region XIV Freshman of the Year ... also named to the NJCAA All-Region and Region XIV All-Tournament teams ... averaged 18.5 points and 10.2 rebounds as a freshman ... shot 40.0 percent from behind the arc ... led the Lady Jaguars with 27 blocked shots ... scored a season high 31 points in addition to grabbing 14 rebounds against Hill College ... recorded double figures in all but one game ... racked up 12 double-doubles.

HIGH SCHOOL

2012 PARADE High School All-American ... averaged 34.6 points per game in her senior year at Goodrich ... scored over 1,000 in her senior season ... surpassed 40 points in 11 games for coaches Pinellafie Johnson and Lester King ... shot 60.7 percent from the field ... three-time all-state selection by the Texas Girls Coaches Association ... Offensive MVP of her district ... named the ESPN Rise Regional Girls Basketball Player of the Week on Feb. 17,

2010, after posting double-doubles in back-to-back games with 43 points and 14 rebounds and then 49 points and 13 rebounds.

PERSONAL

Born June 20, 1994 ... daughter of Jullie Harrell and Joseph Bogany ... has a sister, Veronica ... majoring in exercise science.

CARTER'S GAME-BY-GAME STATS

2013-14

Opponent	Date	Min	FG-FGA	3FG-FGA	FT-FTA	Off-Def-Tot	PF	A	TO	Blk	Stl	Pts
at Chattanooga	11/8	5	0-0	0-0	0-0	0-1-1	1	0	0	0	0	0
at Nebraska	11/11	1	0-0	0-0	0-0	0-0-0	1	0	0	0	0	0
at Duke	11/17	28	5-9	3-6	0-1	1-3-4	2	2	2	0	3	13
Wisconsin	11/21	31	6-10	3-5	0-0	1-4-5	2	1	2	0	0	15
Alabama A&M	11/25	20	1-8	1-5	0-0	1-2-3	1	1	1	0	3	3
at Saint Mary's	11/29	21	1-5	1-4	2-2	0-4-4	1	0	1	0	0	5
vs. CS Fullerton	11/30	33	2-6	2-4	2-3	2-6-8	3	3	0	1	0	8
UT Martin	12/4	27	1-7	0-3	0-0	1-5-6	3	0	3	0	0	2
Houston	12/8	35	3-6	2-5	0-1	2-6-8	1	2	1	0	3	8
Jacksonville	12/17	34	3-7	1-4	3-6	0-3-3	2	1	3	2	2	10
Troy	12/20	22	1-7	0-5	0-1	2-4-6	0	1	2	3	1	2
vs. Princeton	12/28	29	1-2	0-1	2-3	1-4-5	0	0	0	3	0	4
vs. Coppin State	12/29	16	2-6	2-5	4-4	2-3-5	2	0	2	0	1	10
Kentucky	1/2	24	3-5	1-3	0-0	2-2-4	1	0	0	3	0	7
at Texas A&M	1/5	28	1-6	0-4	0-0	1-2-3	3	0	0	1	1	2
Ole Miss	1/12	17	1-4	1-3	0-0	0-1-1	3	0	0	0	1	3
Auburn	1/16	11	0-1	0-1	0-0	0-2-2	0	0	0	1	2	0
at South Carolina	1/19	28	2-6	0-2	4-4	1-3-4	1	1	1	0	2	8
at Kentucky	1/23	23	2-3	0-1	0-0	0-3-3	3	1	2	1	1	4
Georgia	1/26	22	2-3	2-2	0-0	1-4-5	3	2	0	0	0	6
at Florida	1/30	13	0-2	0-2	0-0	0-0-0	1	0	0	0	0	0
Tennessee	2/2	9	1-3	0-1	0-0	0-1-1	1	0	0	0	0	2
at Missouri	2/9	12	0-2	0-2	0-0	0-2-2	0	0	0	0	0	0
at Arkansas	2/13	18	1-3	1-2	0-0	1-2-3	0	0	1	1	0	3
Texas A&M	2/16	8	0-0	0-0	2-2	0-0-0	0	1	0	0	1	2
Mississippi State	2/20	15	0-3	0-1	0-0	0-2-2	3	0	1	2	0	0
at Vanderbilt	2/23	5	0-1	0-1	0-0	0-0-0	1	0	1	1	0	0
at Auburn	2/27	2	0-0	0-0	0-0	1-1-2	0	0	1	0	0	0
LSU	3/2	5	0-1	0-1	0-0	0-0-0	0	0	0	0	0	0
vs. LSU	3/6	6	0-1	0-1	0-0	0-0-0	1	1	1	0	0	0
TOTALS		548	39-117	20-74	19-27	20-70-90	40	17	25	19	21	117



PROFILES

CAREER STATS

Year	GP	GS	Min	Avg	FG	FGA	Pct	3FG	3FGA	Pct	FT	FTA	Pct	Off	Def	Tot	Avg	PF	FO	A	TO	Blk	Stl	Pts	Avg
2013-14	30	19	548	18.3	39	117	.333	20	74	.270	19	27	.704	20	70	90	3.0	40	0	17	25	19	21	117	3.9

PLAYER PROFILES



34

6-4 • Sophomore

Forward/
Center

OCEANA HAMILTON

Mississauga, Ontario (St. Edmund Campion)

CAREER HIGHS

Points	11 vs. Alabama A&M (11/25/13)
Rebounds	8 vs. Alabama A&M (11/25/13)
FG Made	5 vs. Alabama A&M (11/25/13)
FG Att.	8 vs. Alabama A&M (11/25/13)
3PT FG Made	
3PT FG Att.	
FT Made	1 - 6X, last vs. LSU (3/2/14)
FT Att.	4 vs. UT Martin (12/4/13)
Assists	3 vs. Ole Miss (1/12/14)
Steals	1 - 7X, last vs. Vanderbilt (2/23/14)
Blocks	3 - 2X, last vs. Jacksonville (12/17/13)
Minutes	20 at Duke (11/17/13)

SEC HIGHS

Points	4 vs. Tennessee (2/2/14)
Rebounds	3 - 3X, last vs. LSU (3/2/14)
FG Made	2 vs. Tennessee (2/2/14)
FG Att.	4 - 3X, last at Arkansas (2/13/14)
3PT FG Made	
3PT FG Att.	
FT Made	1 - 4X, last vs. LSU (3/2/14)
FT Att.	2 - 5X, last vs. LSU (3/2/14)
Assists	3 vs. Ole Miss (1/12/14)
Steals	1 - 5X, last at Vanderbilt (2/23/14)
Blocks	2 vs. Georgia (1/26/14)
Minutes	16 at Arkansas (2/13/14)

2013-14 SEASON HIGHS

Points	11 vs. Alabama A&M (11/25)
Rebounds	8 vs. Alabama A&M (11/25)
FG Made	5 vs. Alabama A&M (11/25)
FG Att.	8 vs. Alabama A&M (11/25)
3PT FG Made	
3PT FG Att.	
FT Made	1 - 6X, last vs. LSU (3/2)
FT Att.	4 vs. UT Martin (12/4)
Assists	3 vs. Ole Miss (1/12)
Steals	1 - 7X, last at Vanderbilt (2/23)
Blocks	3 - 2X, last vs. Jacksonville (12/17)
Minutes	20 at Duke (11/17)



2013-14 (FRESHMAN)

Southeastern Conference First-Year Honor Roll ... appeared in all but two of the Tide's games in a reserve role ... led the team in blocks on nine occasions and finished second on the team with 19 total ... grabbed three rebounds in the win over LSU ... collected three boards, two points, one block and one steal at Arkansas ... had four points, two rebounds and one block against Tennessee ... contributed three points, three rebounds and two blocks in Alabama's first win over Georgia in 16 years ... dished out a season-high three assists in addition to two points, two boards and a block in the win over Ole Miss ... recorded two points, two rebounds, two blocks and a steal against Princeton ... pulled down four rebounds in four minutes in the win over Troy ... posted seven points and three rebounds in 12 minutes off the bench against UT Martin ... had her best performance of the season with 11 points, eight rebounds, three blocks and a steal in the win over Alabama A&M ... scored two points and added one rebound in her Alabama debut at Chattanooga.

HIGH SCHOOL

Helped St. Edmund Campion, coached by Nicolette Stewart, win three straight Region of Peel Secondary Schools Athletic Association (ROPSSAA) championship titles ... ROPSSAA Tournament Most Valuable Player ... member of the silver medal-winning team at the Ontario Federation of School Athletic Association championship ... scored double-figure points in each game at that tournament ... played club basketball for the Blues JUEL team ... 2013 Juel Senior All-Star Team ... played a significant role in helping Blues JUEL place second at the Boo Williams Tournament in April 2013 ... averaged 13.8 points, 8.6 rebounds and 2.5 blocks per game ... ranked sixth in the league in field goal percentage, hitting 46.7 percent from the floor ... played AAU for the 'A' Game, coached by Yaw Afful.

PERSONAL

Born Oct. 13, 1995 ... daughter of Pauline and Danney Hamilton ... has two sisters, Savanna and Asia, and a brother, Daniel ... majoring in advertising.

HAMILTON'S GAME-BY-GAME STATS

2013-14

Opponent	Date	Min	FG-FGA	3FG-FGA	FT-FTA	Off-Def-Tot	PF	A	TO	Blk	Stl	Pts
at Chattanooga	11/8	10	1-2	0-0	0-0	0-1-1	0	0	0	0	0	2
at Nebraska	11/11	2	0-0	0-0	0-0	0-0-0	1	0	0	0	0	0
at Duke	11/17	20	1-5	0-0	0-2	1-0-1	0	0	1	2	0	2
Wisconsin	11/21	7	1-4	0-0	0-0	2-0-2	1	0	1	0	0	2
Alabama A&M	11/25	16	5-8	0-0	1-1	3-5-8	2	0	4	3	1	11
at Saint Mary's	11/29	6	0-1	0-0	0-1	1-1-2	1	0	2	0	0	0
UT Martin	12/4	12	3-3	0-0	1-4	0-2-2	1	0	2	0	0	7
Houston	12/8	7	0-3	0-0	0-0	1-1-2	0	0	1	1	0	0
Jacksonville	12/17	7	0-0	0-0	0-2	1-1-2	2	0	1	3	0	0
Troy	12/20	4	0-3	0-0	0-2	1-3-4	1	0	1	0	0	0
vs. Princeton	12/28	11	1-3	0-0	0-1	1-1-2	2	0	1	2	1	2
vs. Coppin State	12/29	2	0-0	0-0	0-0	0-0-0	1	0	0	0	0	0
at Texas A&M	1/5	1	0-0	0-0	0-0	0-0-0	0	0	0	0	0	0
Ole Miss	1/12	11	1-1	0-0	0-2	1-1-2	2	3	1	1	0	2
Auburn	1/16	5	0-2	0-0	0-0	0-0-0	0	0	0	0	0	0
at South Carolina	1/19	15	0-4	0-0	1-2	0-0-0	1	0	0	1	1	1
at Kentucky	1/23	3	0-0	0-0	0-0	0-0-0	0	0	0	0	0	0
Georgia	1/26	13	1-3	0-0	1-2	1-2-3	0	0	0	2	0	3
at Florida	1/30	3	0-0	0-0	0-0	0-1-1	0	0	0	0	0	0
Tennessee	2/2	9	2-4	0-0	0-0	2-0-2	0	0	0	1	0	4
at Missouri	2/9	8	0-0	0-0	0-0	0-0-0	0	0	1	1	0	0
at Arkansas	2/13	16	1-4	0-0	0-2	3-0-3	3	0	3	1	1	2
Texas A&M	2/16	14	0-2	0-0	0-0	1-1-2	1	0	1	0	1	0
Mississippi State	2/20	7	1-1	0-0	1-2	0-0-0	1	0	1	0	1	3
at Vanderbilt	2/23	11	1-2	0-0	0-0	0-2-2	2	0	0	0	1	2
at Auburn	2/27	5	0-4	0-0	0-0	0-1-1	0	0	2	0	0	0
LSU	3/2	13	0-0	0-0	1-2	1-2-3	2	0	3	1	0	1
vs. LSU	3/6	6	0-1	0-0	0-0	2-0-2	0	0	0	0	0	0
TOTALS		241	19-60	0-0	6-25	22-26-48	24	3	26	19	7	44



PROFILES

CAREER STATS

Year	GP	GS	Min	Avg	FG	FGA	Pct	3FG	3FGA	Pct	FT	FTA	Pct	Off	Def	Tot	Avg	PF	FO	A	TO	Blk	Stl	Pts	Avg
2013-14	28	0	241	8.6	19	60	.317	0	0	.000	6	25	.240	22	26	48	1.7	24	0	3	26	19	7	44	1.6

PLAYER PROFILES



13

6-2 • Junior

Forward

NIKKI HEGSTETTER

Kennesaw, Ga. (Harrison HS)

CAREER HIGHS

Points	16 at Chattanooga (11/8/13)
Rebounds	13 vs. Houston (12/8/13)
FG Made	7 - 2X, last vs. Cal State Fullerton (11/30/13)
FG Att.	12 vs. Cal State Fullerton (11/30/13)
3PT FG Made	
3PT FG Att.	3 vs. Chattanooga (12/8/12)
FT Made	4 vs. LSU (3/2/14)
FT Att.	6 vs. LSU (3/2/14)
Assists	7 vs. Coppin State (12/29/13)
Steals	3 at Kentucky (1/23/14)
Blocks	2 - 6X, last vs. Houston (12/8/13)
Minutes	37 - 2X, last at Auburn (2/27/14)

SEC HIGHS

Points	10 - 2X, last at Missouri (2/9/14)
Rebounds	9 - 2X, last at Kentucky (1/23/14)
FG Made	4 - 3X, last vs. Texas A&M (2/16/14)
FG Att.	10 - 3X, last vs. LSU (3/6/14)
3PT FG Made	
3PT FG Att.	1 - 6X, last vs. Tennessee (2/2/14)
FT Made	4 vs. LSU (3/2/14)
FT Att.	6 vs. LSU (3/2/14)
Assists	4 at Kentucky (1/23/14)
Steals	3 at Kentucky (1/23/14)
Blocks	1 - 11X, last vs. LSU (3/6/14)
Minutes	37 at Auburn (2/27/14)

2013-14 SEASON HIGHS

Points	16 at Chattanooga (11/8)
Rebounds	13 vs. Houston (12/8)
FG Made	7 - 2X, last vs. Cal State Fullerton (11/30)
FG Att.	12 vs. Cal State Fullerton (11/30)
3PT FG Made	
3PT FG Att.	1 - 8X, last vs. Tennessee (2/2)
FT Made	4 vs. LSU (3/2)
FT Att.	6 vs. LSU (3/2)
Assists	7 vs. Coppin State (12/29)
Steals	3 at Kentucky (1/23)
Blocks	2 - 4X, last vs. Houston (12/8)
Minutes	37 at Auburn (2/27)



2013-14 (SOPHOMORE)

Southeastern Conference Academic Honor Roll ... nominee for the Allstate WBCA Good Works Team ... started in all 30 of the Crimson Tide's games ... led Alabama in blocked shots with 23 ... leading rebounder for Alabama six times and had a team-high assists on four occasions ... finished third in assists (1.6 pg) and fourth in scoring (5.3 pg) and rebounding (4.4 pg) on the team ... notched nine points, six boards, one block and one steal vs. Texas A&M ... contributed 10 points, four rebounds and one assist in the win at Missouri ... had a solid all-around performance at Kentucky, grabbing nine rebounds in addition to four points, four assists, three steals and one block ... had nine rebounds, six points, two assists and one block in win over Ole Miss ... chipped in 10 points, two boards, one assist and one block at Texas A&M ... had a career-high seven assists vs. Coppin State ... grabbed a career-best 13 rebounds vs. Houston ... added 14 points, eight boards, two assists and two blocks against Cal State Fullerton ... produced nine points, nine rebounds and two blocks at Saint Mary's ... led Alabama in scoring over Alabama A&M with 13 points, along with three rebounds and two blocks ... had six points, five rebounds, four assists, one steal and one block in the win over Wisconsin ... recorded a career-best 16 points to go with four assists, two rebounds and one block in the season opener at Chattanooga.

2012-13 (FRESHMAN)

Southeastern Conference First-Year Honor Roll ... appeared in all but two games during her first collegiate season ... started the final five games, and six overall ... averaged 2.6 points and 2.6 rebounds per game ... played 34 minutes and finished with eight points and seven rebounds, all of which were season highs, against South Carolina in the SEC tournament ... earlier had six points, a game-high six rebounds, one assist and two blocks in regular-season finale against Missouri ... chipped in six points and six rebounds in 29 minutes against Florida ... collected four points and two rebounds against Auburn ... started for the first time in her collegiate career against Arkansas, recording four points, three rebounds and one steal in three-OT thriller ... had five points, five

rebounds and one block in 23 minutes against Florida ... scored a season-high six points in addition to registering five rebounds, one assist and one steal at Georgia ... collected four points and one rebound in 12 minutes at Tennessee ... recorded six rebounds, two points and one steal in 19 minutes during win vs. Hawai'i ... had four points, two assists and one rebound in 17 minutes off the bench to help beat LIU Brooklyn ... posted three rebounds and one point in win at Troy ... contributed two rebounds, one block and one steal in 10 minutes of play vs. Chattanooga ... tallied four points, four rebounds and had two blocks to help beat North Texas ... chipped in five points, five rebounds and one steal in win over Arkansas-Pine Bluff ... had three rebounds and two points in 12 minutes of play in victory against Houston ... collected three points, three rebounds, two steals, one assist and one block in season-opening win vs. Jacksonville State.

HIGH SCHOOL

2012 all-state second team honoree ... 2012 *Atlanta Journal Constitution* first team all-metro selection ... 2012 Cobb County Tip Off Club first team member ... 2011 *Atlanta Journal Constitution* second team all-metro ... 2011 first team all-region ... one of 30 girls named to the 2011 Atlanta Tipoff Club preseason watch list ... helped Harrison High School, coached by Steve Lenehan, reach the second round of the 2012 state playoffs for the first time in school history ... became the first girl in Harrison High School history to surpass the 1,000-point and 1,000-rebound mark in her high school career ... started all four years of high school ... averaged a double-double in each of her four seasons ... named varsity MVP in all four years ... had a triple-double game with 28 points, 15 rebounds and 11 steals in addition to five assists during her junior season ... averaged 20.1 points, 14.1 rebounds and 3.1 blocks per contest as a senior ... member of the National Honor Society, Mu Alpha Theta and Art Club ... played AAU for Georgia Elite, coached by Greg Brown.

PERSONAL

Born Oct. 3, 1993 ... daughter of Tom and Theresa Hegstetter ... has a brother, Grant, and a sister, Emily ... majoring in marketing.

HEGSTETTER'S GAME-BY-GAME STATS

2012-13

Opponent	Date	Min	FG-FGA	3FG-FGA	FT-FTA	Off-Def-Tot	PF	A	TO	Blk	Stl	Pts
Jacksonville State.	11/11	13	1-6	0-1	1-2	2-1-3	1	1	1	1	2	3
at Houston	11/13	12	0-2	0-1	2-4	1-2-3	2	0	2	0	0	2
Arkansas-Pine Bluff	11/17	11	1-3	0-1	3-4	2-3-5	2	0	1	0	1	5
North Texas	11/19	37	1-7	0-0	2-2	2-2-4	3	0	0	2	0	4
Southeastern Louisiana	11/25	8	0-1	0-0	0-0	0-0-0	0	1	2	0	0	0
at Wisconsin	12/1	7	0-0	0-0	0-0	0-1-1	1	0	1	0	0	0
Chattanooga	12/8	10	0-3	0-3	0-0	1-1-2	0	0	0	1	1	0
at Troy	12/15	3	0-1	0-0	1-2	3-0-3	0	0	0	0	0	1
Wofford	12/17	10	0-1	0-1	0-0	0-1-1	0	0	1	1	0	0
Virginia	12/21	11	0-1	0-0	0-0	1-2-3	0	2	2	0	0	0
vs. Cincinnati	12/28	5	0-0	0-0	0-0	1-0-1	0	2	0	0	0	0
vs. LIU Brooklyn	12/29	17	2-4	0-0	0-0	1-0-1	2	2	1	0	0	4
at Hawai'i	12/30	19	1-2	0-0	0-0	1-5-6	3	0	1	0	1	2
at Texas A&M	1/3	16	1-6	0-0	0-0	0-0-0	3	0	2	0	0	2
Kentucky	1/6	6	0-0	0-0	0-0	0-0-0	1	1	0	0	0	0
Georgia	1/10	9	0-0	0-0	0-2	0-0-0	1	0	0	0	0	0
at Ole Miss	1/13	1	0-0	0-0	0-0	0-0-0	1	0	0	0	0	0
at Tennessee	1/20	12	2-3	0-0	0-0	1-0-1	1	0	0	0	0	4
at Georgia	1/31	23	2-4	0-0	2-2	2-3-5	1	1	1	0	1	6
at Florida	2/3	23	1-3	0-0	3-4	2-3-5	2	0	0	1	0	5
South Carolina	2/7	18	0-1	0-1	0-0	1-0-1	4	0	0	0	0	0
Arkansas	2/10	19	2-8	0-0	0-0	1-2-3	1	0	6	0	1	4
at Auburn	2/17	21	2-4	0-0	0-2	1-1-2	1	0	1	0	0	4
at Mississippi State	2/21	14	1-4	0-0	0-0	2-0-2	1	0	2	0	0	2
Florida	2/24	29	3-8	0-0	0-0	4-2-6	3	0	1	0	0	6
at LSU	2/28	30	2-8	0-1	0-0	1-2-3	4	0	3	1	0	4
Missouri	3/3	31	3-10	0-0	0-0	4-2-6	1	1	0	2	0	6
vs. Mississippi State	3/6	30	1-4	0-0	2-2	0-0-0	3	1	1	0	1	4
vs. South Carolina	3/7	34	4-11	0-1	0-0	7-0-7	4	0	2	0	1	8
TOTALS		479	30-105	0-10	16-26	41-33-74	46	12	31	9	9	76

2013-14

Opponent	Date	Min	FG-FGA	3FG-FGA	FT-FTA	Off-Def-Tot	PF	A	TO	Blk	Stl	Pts
at Chattanooga	11/8	28	7-10	0-1	2-4	1-1-2	3	4	3	1	0	16
at Nebraska	11/11	31	2-7	0-0	0-0	0-3-3	1	0	0	1	1	4
at Duke	11/17	21	0-0	0-0	0-0	1-0-1	3	1	2	0	0	0
Wisconsin	11/21	23	3-8	0-0	0-0	1-4-5	2	4	2	1	1	6
Alabama A&M	11/25	24	6-8	0-0	1-1	0-3-3	1	0	3	2	0	13
at Saint Mary's	11/29	30	3-8	0-0	3-5	6-3-9	4	0	1	2	0	9
vs. CS Fullerton	11/30	27	7-12	0-0	0-0	3-5-8	2	2	3	2	0	14
UT Martin	12/4	21	2-5	0-0	0-0	2-1-3	0	0	3	1	2	4
Houston	12/8	30	1-10	0-0	2-2	6-7-13	3	2	3	2	0	4
Jacksonville	12/17	25	2-4	0-1	0-0	0-1-1	2	3	2	1	0	4
Troy	12/20	25	1-4	0-0	1-2	4-2-6	2	1	2	0	0	3
vs. Princeton	12/28	20	1-6	0-0	3-4	1-4-5	2	0	2	0	0	5
vs. Coppin State	12/29	24	2-3	0-0	0-0	3-1-4	4	7	2	0	0	4
Kentucky	1/2	30	0-3	0-0	1-2	4-4-8	2	3	3	1	2	1
at Texas A&M	1/5	33	4-10	0-1	2-2	2-0-2	4	1	1	1	0	10
Ole Miss	1/12	25	3-5	0-1	0-0	5-4-9	5	2	1	1	0	6
Auburn	1/16	19	0-1	0-0	0-0	1-2-3	3	0	4	0	1	0
at South Carolina	1/19	25	1-5	0-1	0-0	0-2-2	0	2	2	0	1	2
at Kentucky	1/23	33	2-7	0-1	0-2	5-4-9	3	4	1	1	3	4
Georgia	1/26	21	1-4	0-0	2-2	0-2-2	3	1	3	1	1	4
at Florida	1/30	26	2-7	0-1	0-0	0-5-5	4	2	2	0	1	4
Tennessee	2/2	33	1-2	0-1	0-0	0-2-2	4	1	4	1	0	2
at Missouri	2/9	11	4-8	0-0	2-2	3-1-4	5	1	0	0	0	10
at Arkansas	2/13	24	0-3	0-0	0-0	2-3-5	4	1	2	0	1	0
Texas A&M	2/16	22	4-8	0-0	1-3	3-3-6	3	0	1	1	1	9
Mississippi State	2/20	34	0-2	0-0	1-2	2-3-5	2	3	4	0	1	1
at Vanderbilt	2/23	34	0-2	0-0	1-2	2-3-5	2	3	4	0	1	1
at Auburn	2/27	37	0-4	0-0	2-4	0-1-1	4	0	0	1	0	2
LSU	3/2	17	1-2	0-0	4-6	0-4-4	5	1	0	0	0	6
vs. LSU	3/6	30	3-10	0-1	0-1	1-1-2	2	0	3	1	0	6
TOTALS		769	65-168	1-10	27-44	56-76-132	82	48	60	23	16	158



CAREER STATS

Year	GP	GS	Min	Avg	FG	FGA	Pct	3FG	3FGA	Pct	FT	FTA	Pct	Off	Def	Tot	Avg	PF	FO	A	TO	Blk	Stl	Pts	Avg
2012-13	29	6	318	11.0	32	84	.381	0	0	.000	13	29	.448	34	55	89	3.1	40	0	6	18	6	19	77	2.7
2013-14	30	30	769	25.6	65	168	.387	1	10	.100	27	44	.614	56	76	132	4.4	82	3	48	60	23	16	158	5.3
TOTAL	59	36	1248	21.2	95	273	.348	1	20	.050	43	70	.614	97	109	206	3.5	128	3	60	91	32	25	234	4.0

PLAYER PROFILES



25

6-1 • Senior

Forward

BRIANA HUTCHEN

Baltimore, Md. (Rutgers)

CAREER HIGHS

Points	13 vs. Ole Miss (1/12/14)
Rebounds	14 vs. Auburn (1/16/14)
FG Made	6 - 2X, last vs. Ole Miss (1/12/14)
FG Att.	14 vs. Auburn (1/16/14)
3PT FG Made	
3PT FG Att.	
FT Made	5 vs. Coppin State (12/29/13)
FT Att.	6 vs. Coppin State (12/29/13)
Assists	3 - 2X, last vs. Troy (12/20/13)
Steals	3 vs. Florida (2/24/13)
Blocks	2 vs. Florida (2/24/13)
Minutes	27 at Missouri (2/9/14)

SEC HIGHS

Points	13 vs. Ole Miss (1/12/14)
Rebounds	14 vs. Auburn (1/16/14)
FG Made	6 vs. Ole Miss (1/12/14)
FG Att.	14 vs. Auburn (1/16/14)
3PT FG Made	
3PT FG Att.	
FT Made	4 at Missouri (2/9/14)
FT Att.	5 at Missouri (2/9/14)
Assists	3 vs. Missouri (3/3/13)
Steals	3 vs. Florida (2/24/13)
Blocks	2 vs. Florida (2/24/13)
Minutes	27 at Missouri (2/9/14)

2013-14 SEASON HIGHS

Points	13 vs. Ole Miss (1/12/14)
Rebounds	14 vs. Auburn (1/16)
FG Made	6 - 2X, last vs. Ole Miss (1/12/14)
FG Att.	14 vs. Auburn (1/16)
3PT FG Made	
3PT FG Att.	
FT Made	5 vs. Coppin State (12/29)
FT Att.	6 vs. Coppin State (12/29)
Assists	3 vs. Troy (12/20)
Steals	2 - 2X, last vs. LSU (3/6)
Blocks	1 - 2X, last at South Carolina (1/19)
Minutes	27 at Missouri (2/9)



2013-14 (JUNIOR)

Southeastern Conference Academic Honor Roll ... appeared in all 30 of the Tide's games, making one start at forward ... led the team in rebounding on four occasions and finished third on the team with 136 boards (4.5 pg) ... contributed seven points and four rebounds in the win vs. LSU ... added five points and five boards in 16 minutes off the bench at Auburn ... pulled down eight rebounds and added four points in 21 minutes in the Tide's first win at Vanderbilt ... gave Alabama a huge spark off the bench in the win at Missouri, grabbing 13 rebounds and adding eight points ... collected seven rebounds, two points and a steal against Tennessee ... notched 10 points, six rebounds, one assist and one steal at Florida ... chipped in 10 points and seven boards in the win at Kentucky ... grabbed a career-high 14 rebounds vs. Auburn ... posted a career-high 13 points in the win over Ole Miss ... had eight rebounds, three points and a career-high tying three assists in the win over Troy ... collected a nine points, seven rebounds, two assists and one block in win over Jacksonville ... scored 12 points in addition to five rebounds and one block in 22 minutes off the bench against Houston ... had eight points, two steals, one assist and one rebound vs. UT Martin ... contributed six points and three boards against Cal State Fullerton ... started in the Tide's season opener at Chattanooga.

2012-13 (SOPHOMORE)

Southeastern Conference Academic Honor Roll ... played in 29 of the Tide's 31 games, making starts in six of those contests ... averaged 3.1 rebounds and 2.7 points per game ... added two points and two rebounds in the SEC Tournament against South Carolina ... contributed nine rebounds and two points in the win over Mississippi State in the SEC Tournament ... recorded two points, two rebounds, three assists and one steal in 15 minutes against Missouri ... added four points, six rebounds and two steals at LSU ... had six points, five rebounds, two blocks and three steals against Florida ... recorded six points and four rebounds in 11 minutes at Mississippi State ... collected three points and one steal against Auburn ... had six points, three rebounds, one block and two steals in 10 minutes against Florida ... registered two points, two rebounds and one block in six minutes against Vanderbilt ... recorded three points and four rebounds in

16 minutes against Tennessee ... collected two points and three rebounds in five minutes at Mississippi ... added two points, two rebounds and one assist vs. Kentucky ... recorded four rebounds and two points at Texas A&M ... had four points and three rebounds in nine minutes against Cincinnati ... scored a season-high 10 points and added three rebounds and two steals in the double overtime victory over Virginia ... contributed four rebounds, two points and two steals against Chattanooga ... recorded three rebounds, one assist and two steals at Wisconsin ... registered eight points, six rebounds and one steal in win vs. Southeastern Louisiana ... collected three points, three rebounds and one steal against Arkansas-Pine Bluff ... had a season-high nine rebounds as well as one assist and one block in win at Houston ... recorded three rebounds, two points and one steal in 10 minutes vs. Jacksonville State.

2011-12 (REDSHIRT)

Sat out the season after transferring from Rutgers.

2010-11 (AT RUTGERS)

Made her collegiate debut in the season opener versus California ... tallied the first points of her collegiate career against North Carolina A&T, with six points and six rebounds in only eight minutes ... appeared in 28 games as a freshman, logging 181 minutes ... saw action in all but three games in her first season ... scored four points and collected five rebounds against UConn.

HIGH SCHOOL

Named the *Baltimore Sun* Girls Basketball Player of the Year in 2010 ... averaged 17 points and 15 rebounds per game for coach Jerome Shiloh ... helped lead the Panthers to a 25-3 record ... earned a share of the MVP trophy at the Capital Classic, a high school basketball all-star game following senior season that showcases the best talent in the Washington, D.C./Maryland and Virginia areas ... played with the Maryland Comets club program for Mike Dukes.

PERSONAL

Born Nov. 12, 1992 ... daughter of Tim and Gay Hutchen ... has two brothers, TJ and Charles (deceased) ... majored in communication studies ... currently pursuing a master's degree in sport management.

HUTCHEN'S GAME-BY-GAME STATS

2012-13

Opponent	Date	Min	FG-FGA	3FG-FGA	FT-FTA	Off-Def-Tot	PF	A	TO	Blk	Stl	Pts
Jacksonville State	11/11	10	1-2	0-0	0-2	1-1-2	1	0	3	0	1	2
at Houston	11/13	17	0-6	0-0	0-0	5-4-9	3	1	1	1	0	0
Arkansas-Pine Bluff	11/17	7	1-2	0-0	1-2	2-1-3	0	0	2	0	1	3
Southeastern Louisiana	11/25	18	4-4	0-0	0-0	1-5-6	2	0	0	0	1	8
at Wisconsin	12/1	10	0-2	0-0	0-0	2-1-3	1	1	0	0	2	0
Chattanooga	12/8	10	0-1	0-0	2-2	3-1-4	2	0	1	0	2	2
at Troy	12/15	2	0-0	0-0	0-0	0-0-0	0	0	0	0	0	0
Wofford	12/17	4	0-1	0-0	0-0	0-1-1	0	0	1	0	0	0
Virginia	12/21	25	4-5	0-0	2-4	1-2-3	2	0	0	0	2	10
vs. Cincinnati	12/28	9	2-4	0-0	0-0	1-2-3	0	0	0	0	0	4
vs. LIU Brooklyn	12/29	3	0-1	0-0	0-0	0-0-0	1	0	0	0	0	0
at Hawai'i	12/30	4	0-2	0-0	0-0	0-1-1	1	0	0	0	1	0
at Texas A&M	1/3	12	1-4	0-0	0-0	2-2-4	0	0	0	0	0	2
Kentucky	1/6	9	1-2	0-0	0-0	0-2-2	2	1	0	0	0	2
Georgia	1/10	4	1-3	0-0	0-0	1-2-3	0	0	0	0	0	2
at Ole Miss	1/13	5	0-1	0-0	2-4	1-2-3	1	0	0	0	0	2
at Tennessee	1/20	16	1-4	0-0	1-2	1-3-4	3	0	0	0	0	3
Auburn	1/24	3	0-0	0-0	0-0	0-0-0	1	0	0	0	0	0
Vanderbilt	1/27	6	1-3	0-0	0-0	1-1-2	1	0	0	1	0	2
at Florida	2/3	10	3-4	0-0	0-0	0-3-3	0	0	1	1	2	6
South Carolina	2/7	18	1-3	0-0	0-0	1-1-2	3	0	0	1	0	2
Arkansas	2/10	13	0-0	0-0	2-2	0-2-2	1	0	2	0	0	2
at Auburn	2/17	8	1-3	0-0	1-2	0-0-0	1	0	0	0	1	3
at Mississippi State	2/21	11	3-7	0-0	0-1	1-3-4	3	0	1	0	0	6
Florida	2/24	19	3-5	0-0	0-0	3-2-5	1	0	1	2	3	6
at LSU	2/28	18	2-5	0-0	0-4	2-4-6	4	0	2	0	2	4
Missouri	3/3	15	1-3	0-0	0-0	1-1-2	3	3	0	0	1	2
vs. Mississippi State	3/6	19	0-4	0-0	2-2	2-7-9	1	0	2	0	0	2
vs. South Carolina	3/7	13	1-3	0-0	0-2	2-1-3	2	0	1	0	0	2
TOTALS		318	32-84	0-0	13-29	34-55-89	40	6	18	6	19	77

2013-14

Opponent	Date	Min	FG-FGA	3FG-FGA	FT-FTA	Off-Def-Tot	PF	A	TO	Blk	Stl	Pts
at Chattanooga	11/8	9	0-3	0-0	0-0	1-1-2	0	0	2	0	0	0
at Nebraska	11/11	11	2-3	0-0	0-0	2-0-2	3	0	1	0	0	4
at Duke	11/17	14	1-4	0-0	2-2	0-1-1	2	1	1	0	0	4
Wisconsin	11/21	8	0-2	0-0	0-0	1-0-1	0	0	0	0	0	0
Alabama A&M	11/25	6	1-3	0-0	0-0	0-0	1	0	1	0	1	2
at Saint Mary's	11/29	9	2-2	0-0	1-2	2-0-2	2	1	0	0	0	5
vs. CS Fullerton	11/30	9	3-4	0-0	0-0	2-1-3	3	1	0	0	1	6
UT Martin	12/4	14	4-8	0-0	0-0	1-0-1	2	1	1	0	2	8
Houston	12/8	22	6-10	0-0	0-0	2-3-5	3	0	2	1	0	12
Jacksonville	12/17	19	4-7	0-0	1-2	3-4-7	1	2	3	0	1	9
Troy	12/20	26	1-7	0-0	1-4	1-7-8	2	3	2	0	0	3
vs. Princeton	12/28	13	0-4	0-0	0-0	2-3-5	3	0	2	0	0	0
vs. Coppin State	12/29	18	1-3	0-0	5-6	2-2-4	2	1	0	0	0	7
Kentucky	1/2	19	3-6	0-0	2-2	2-3-5	0	1	3	0	1	8
at Texas A&M	1/5	14	1-2	0-0	0-0	1-1-2	3	1	1	0	1	2
Ole Miss	1/12	14	6-7	0-0	1-4	1-2-3	2	0	1	0	1	13
Auburn	1/16	23	2-14	0-0	0-1	7-7-14	3	1	3	0	0	4
at South Carolina	1/19	14	2-3	0-0	3-4	0-2-2	2	0	2	1	1	7
at Kentucky	1/23	17	4-8	0-0	2-3	3-4-7	2	0	1	0	0	10
Georgia	1/26	16	2-3	0-0	0-0	2-2-4	1	1	2	0	0	4
at Florida	1/30	16	4-7	0-0	2-3	5-1-6	2	1	1	0	1	10
Tennessee	2/2	15	1-4	0-0	0-0	3-4-7	1	0	1	0	1	2
at Missouri	2/9	27	2-10	0-0	4-5	4-9-13	4	0	5	0	0	8
at Arkansas	2/13	16	1-4	0-0	1-2	1-2-3	2	1	5	0	0	3
Texas A&M	2/16	7	0-1	0-0	0-0	2-1-3	1	0	3	0	0	0
Mississippi State	2/20	11	1-4	0-0	0-0	0-4-4	2	0	0	0	0	2
at Vanderbilt	2/23	21	2-5	0-0	0-1	2-6-8	1	0	1	0	0	4
at Auburn	2/27	16	1-1	0-0	3-4	3-2-5	1	0	1	0	0	5
LSU	3/2	16	2-3	0-0	3-4	1-3-4	3	0	3	0	0	7
vs. LSU	3/6	17	1-5	0-0	1-2	2-3-5	1	2	2	0	2	3
TOTALS		457	60-147	0-0	32-51	58-78-136	55	18	50	2	13	152



PROFILES

CAREER STATS

Year	GP	GS	Min	Avg	FG	FGA	Pct	3FG	3FGA	Pct	FT	FTA	Pct	Off	Def	Tot	Avg	PF	FO	A	TO	Blk	Stl	Pts	Avg
2012-13	30	1	287	9.6	28	98	.286	14	63	.222	4	10	.400	14	15	29	1.0	20	0	4	11	2	5	74	2.5
2013-14	30	1	457	15.2	60	147	.408	0	0	.000	32	51	.627	58	78	136	4.5	55	0	18	50	2	13	152	5.1
TOTAL	59	7	775	13.1	92	231	.398	0	0	.000	45	80	.563	92	133	225	3.8	95	0	24	68	8	32	229	3.9

PLAYER PROFILES

22

5-7 • Redshirt Freshman

Guard

KARYLA MIDDLEBROOK

Blue Springs, Mo. (Blue Springs HS)

CAREER HIGHS

Points	11 at Duke (11/17/13)
Rebounds	5 at Chattanooga (11/8/13)
FG Made	3 - 2X, last vs. Wisconsin (11/21/13)
FG Att.	10 vs. Wisconsin (11/21/13)
3PT FG Made	1 - 2X, last vs. Alabama A&M (11/25/13)
3PT FG Att.	4 vs. Wisconsin (11/21/13)
FT Made	9 at Duke (11/17/13)
FT Att.	9 at Duke (11/17/13)
Assists	4 at Saint Mary's (11/29/13)
Steals	2 - 2X, last vs. Wisconsin (11/21/13)
Blocks	1 at Saint Mary's (11/29/13)
Minutes	30 - 2X, last vs. Wisconsin (11/21/13)

SEC HIGHS

Points	5 at Texas A&M (1/5/14)
Rebounds	1 at Texas A&M (1/5/14)
FG Made	2 at Texas A&M (1/5/14)
FG Att.	3 at Texas A&M (1/5/14)
3PT FG Made	
3PT FG Att.	1 - 2X, last at Texas A&M (1/5/14)
FT Made	1 at Texas A&M (1/5/14)
FT Att.	2 at Texas A&M (1/5/14)
Assists	
Steals	
Blocks	
Minutes	17 at Texas A&M (1/5/14)

2013-14 SEASON HIGHS

Points	11 at Duke (11/17)
Rebounds	5 at Chattanooga (11/8)
FG Made	3 - 2X, last vs. Wisconsin (11/21)
FG Att.	10 vs. Wisconsin (11/21)
3PT FG Made	1 - 2X, last vs. Alabama A&M (11/25)
3PT FG Att.	4 vs. Wisconsin (11/21)
FT Made	9 at Duke (11/17)
FT Att.	9 at Duke (11/17)
Assists	4 at Saint Mary's (11/29)
Steals	2 - 2X, last vs. Wisconsin (11/21)
Blocks	1 at Saint Mary's (11/29)
Minutes	30 - 2X, last vs. Wisconsin (11/21)



2013-14 (FRESHMAN)

Southeastern Conference First-Year Honor Roll ... started the first seven games before being sidelined for 21 of the last 23 games due to a lingering hip injury ... notched six points, four assists, two rebounds and one block at Saint Mary's ... added four points, three boards and three assists against Alabama A&M ... played 30 minutes in the Tide's win against Wisconsin, contributing 10 points, two rebounds, two steals and one assist ... went 9-for-9 from the free throw line at Duke, finishing with 11 points, three assists, two boards and one steal ... in her Alabama debut, had eight points, five rebounds, two assists and two steals at Chattanooga.

HIGH SCHOOL

Ranked 81st overall in her class by ESPN.com ... also rated the nation's No. 22 point guard by ESPN.com ... 2012 and 2013 Missouri Sports Writers Association All-State selection ... 2013 Missouri Coaches Association All-State honoree ... 2013 Missouri All-Star ... 2013 USA TODAY All-State Team for Missouri ... three-time all-conference and all-district selection ... led Blue Springs High School, coached by Mark Spigarelli, to the state Final Four for three straight years ... BSHS finished third in the state during her senior season in 2013 ... averaged 12-plus points and four assists as a senior ... selected as a finalist for the DiRenna Award, presented annually to the top player in the Kansas City Metro area ... graduated magna cum laude ... played AAU ball for Eric Stamps on the Missouri Phenom.

PERSONAL

Born Nov. 4, 1994 ... daughter of Melanie and Reggie Middlebrook ... has two sisters, Shawnte and Brittany ... majoring in business.

MIDDLEBROOK'S GAME-BY-GAME STATS

2013-14

Opponent	Date	Min	FG-FGA	3FG-FGA	FT-FTA	Off-Def-Tot	PF	A	TO	Blk	Stl	Pts
at Chattanooga	11/8	30	3-9	0-2	2-2	3-2-5	4	2	3	0	2	2
at Nebraska	11/11	25	2-9	0-3	0-1	0-2-2	4	0	4	0	0	4
at Duke	11/17	23	1-6	0-1	9-9	1-1-2	4	3	5	0	1	11
Wisconsin	11/21	30	3-10	1-4	3-4	1-1-2	2	1	2	0	2	10
Alabama A&M	11/25	26	1-4	1-2	1-2	0-3-3	1	3	0	0	0	4
at Saint Mary's	11/29	25	1-4	0-0	4-7	1-1-2	4	4	2	1	0	6
vs. CS Fullerton	11/30	2	0-0	0-0	0-0	0-0-0	0	0	0	0	0	0
Kentucky	1/2	4	0-2	0-1	0-0	0-0-0	0	0	0	0	0	0
at Texas A&M	1/5	17	2-3	0-1	1-2	0-1-1	1	0	1	0	0	5
TOTALS		182	13-47	2-14	20-27	6-12-18	20	13	17	1	5	48




PROFILES

CAREER STATS

Year	GP	GS	Min	Avg	FG	FGA	Pct	3FG	3FGA	Pct	FT	FTA	Pct	Off	Def	Tot	Avg	PF	FO	A	TO	Blk	Stl	Pts	Avg
2013-14	9	7	182	20.2	13	47	.277	2	14	.143	20	27	.741	6	12	18	2.0	20	0	13	17	1	5	48	5.3

PLAYER PROFILES



33

5-3 • Senior

Guard

SHARIN RIVERS

Huntsville, Ala. (Shelton State)

CAREER HIGHS

Points	18 - 2X, last vs. Mississippi State (2/20/14)
Rebounds	6 at Auburn (2/27/14)
FG Made	5 vs. Mississippi State (2/20/14)
FG Att.	9 at Arkansas (2/13/14)
3PT FG Made	4 - 2X, last vs. Mississippi State (2/20/14)
3PT FG Att.	8 at Missouri (2/9/14)
FT Made	7 vs. Georgia (1/26/14)
FT Att.	9 at Missouri (2/9/14)
Assists	6 at Vanderbilt (2/23/14)
Steals	4 - 2X, last vs. LSU (3/6/14)
Blocks	
Minutes	46 at Auburn (2/27/14)

SEC HIGHS

Points	18 - 2X, last vs. Mississippi State (2/20/14)
Rebounds	6 at Auburn (2/27/14)
FG Made	5 vs. Mississippi State (2/20/14)
FG Att.	9 at Arkansas (2/13)
3PT FG Made	4 - 2X, last vs. Mississippi State (2/20/14)
3PT FG Att.	8 at Missouri (2/9/14)
FT Made	7 vs. Georgia (1/26/14)
FT Att.	9 at Missouri (2/9/14)
Assists	6 at Vanderbilt (2/23/14)
Steals	4 - 2X, last vs. LSU (3/6/14)
Blocks	
Minutes	46 at Auburn (2/27/14)

2013-14 SEASON HIGHS

Points	18 - 2X, last vs. Mississippi State (2/20)
Rebounds	6 at Auburn (2/27)
FG Made	5 vs. Mississippi State (2/20)
FG Att.	9 at Arkansas (2/13)
3PT FG Made	4 - 2X, last vs. Mississippi State (2/20)
3PT FG Att.	8 at Missouri (2/9)
FT Made	7 vs. Georgia (1/26)
FT Att.	9 at Missouri (2/9)
Assists	6 at Vanderbilt (2/23)
Steals	4 - 2X, last vs. LSU (3/6)
Blocks	
Minutes	46 at Auburn (2/27)



2013-14 (JUNIOR)

Played in all 30 games for the Tide, averaging 22.6 minutes per contest ... made the start at point guard 13 times, with her first coming against Jacksonville ... led Alabama in steals eight times and in scoring twice ... had the team-high in assists on eight occasions and finished second on the team with 56 total ... posted 12 points and four steals in the win over LSU ... contributed six points, a career-best six rebounds, five assists and three steals at Auburn ... dished out a career-high six assists in the win at Vanderbilt ... tied her career-best with 18 points in addition to three assists, three steals and one board in the win over Mississippi State ... stepped up big for the Tide in the win at Missouri, collecting a career-high 18 points along with three steals, two rebounds and an assist ... helped Alabama notch its first win against Georgia in 16 years, going 7-for-8 from the free throw line and finishing with 16 points, two assists, one rebound and one steal ... in her second start of the season, had seven points, five rebounds, one assist and one steal in the win at Kentucky ... added a spark off the bench for the Tide against Coppin State, draining three consecutive three-pointers for nine points in addition to two rebounds and two assists ... had four rebounds, three points and two assists at Saint Mary's ... contributed three points, three rebounds, one assist and one steal at Nebraska.

2011-13 (AT SHELTON STATE)

Helped Shelton State advance to the quarterfinals of the 2013 National Junior College Athletic Association Division I Women's Basketball Tournament, after winning the Alabama Community College Conference title ... her team finished the 2012-13 season with a 33-1 record ... Second Team All-ACCC as a sophomore ... ranked No. 2 in the NJCAA in assist/turnover ratio at 3.4 ... averaged 9.2 points, 5.3 assists and 3.0 rebounds per game as a sophomore in 2012-13 ... guided the Buccaneers to a 28-2 overall record as a freshman, reaching the NJCAA national tournament ... averaged 8.0 points, 4.0 assists and 2.0 steals in 2011-12.

HIGH SCHOOL

Four-year starter for June Seals at Sparkman High School ... Alabama High School Athletic Association Class 6A First Team All-State selection as a senior ... led the Senators to the 2011 state regional finals ... member of the 2011 Alabama All-Star Basketball Team ... named to the Huntsville Times Elite Girls Basketball Team in 2011 ... selected as an AHSAA Class 6A Honorable Mention All-State honoree as a junior ... played AAU for Kerry Johnson and Sharon Rivers on Vigilance Sports.

PERSONAL

Born March 26, 1993 ... daughter of Sharon and Robert Rivers ... has a brother, Jusmon ... majoring in exercise science.

RIVERS' GAME-BY-GAME STATS

2013-14

Opponent	Date	Min	FG-FGA	3FG-FGA	FT-FTA	Off-Def-Tot	PF	A	TO	Blk	Stl	Pts
at Chattanooga	11/8	14	0-1	0-0	0-0	0-2-2	1	1	0	0	0	0
at Nebraska	11/11	15	1-2	1-2	0-0	1-2-3	1	1	2	0	1	3
at Duke	11/17	17	0-1	0-1	0-1	0-2-2	2	1	3	0	1	0
Wisconsin	11/21	7	0-2	0-2	0-0	0-2-2	0	0	0	0	0	0
Alabama A&M	11/25	11	0-1	0-1	0-0	0-0-0	1	2	1	0	2	0
at Saint Mary's	11/29	17	1-4	1-3	0-0	0-4-4	2	2	1	0	0	3
vs. CS Fullerton	11/30	14	0-2	0-0	2-2	0-1-1	0	0	0	0	0	2
UT Martin	12/4	25	1-5	0-4	0-0	0-1-1	3	4	3	0	2	2
Houston	12/8	9	0-1	0-1	0-0	0-2-2	2	0	0	0	0	0
Jacksonville	12/17	11	1-1	0-0	0-0	1-1-2	1	2	3	0	2	2
Troy	12/20	3	0-1	0-0	0-0	0-0-0	0	0	0	0	1	0
vs. Princeton	12/28	5	0-0	0-0	0-0	0-1-1	0	0	0	0	0	0
vs. Coppin State	12/29	11	3-3	3-3	0-0	0-2-2	1	2	0	0	0	9
Kentucky	1/2	15	1-2	0-0	2-2	1-1-2	2	4	2	0	2	4
at Texas A&M	1/5	7	0-0	0-0	0-0	0-0-0	0	1	0	0	0	0
Ole Miss	1/12	14	1-5	0-2	0-0	0-3-3	0	2	2	0	2	2
Auburn	1/16	24	1-2	1-2	2-2	0-1-1	2	0	2	0	1	5
at South Carolina	1/19	22	1-6	0-2	0-0	0-1-1	0	4	0	0	2	2
at Kentucky	1/23	36	3-8	1-6	0-0	0-5-5	4	1	5	0	1	7
Georgia	1/26	36	3-7	3-6	7-8	0-1-1	1	2	2	0	1	16
at Florida	1/30	29	0-4	0-1	0-0	1-0-1	3	2	2	0	0	0
Tennessee	2/2	36	3-4	3-4	0-0	0-4-4	2	3	3	0	2	9
at Missouri	2/9	34	4-8	4-8	6-9	0-2-2	3	1	1	0	3	18
at Arkansas	2/13	32	3-9	1-5	2-4	0-4-4	3	3	2	0	1	9
Texas A&M	2/16	37	1-7	0-5	1-4	3-0-3	3	3	4	0	0	3
Mississippi State	2/20	45	5-7	4-5	4-6	0-1-1	3	3	4	0	3	18
at Vanderbilt	2/23	37	0-3	0-3	0-0	0-2-2	2	6	1	0	1	0
at Auburn	2/27	46	2-6	1-4	1-2	1-5-6	5	5	2	0	3	6
LSU	3/2	38	4-8	3-7	1-2	0-0-0	1	0	1	0	4	12
vs. LSU	3/6	30	1-4	0-3	1-1	0-2-2	3	1	1	0	4	3
TOTALS		677	40-114	26-80	29-43	8-52-60	51	56	47	0	39	135



PROFILES

CAREER STATS

Year	GP	GS	Min	Avg	FG	FGA	Pct	3FG	3FGA	Pct	FT	FTA	Pct	Off	Def	Tot	Avg	PF	FO	A	TO	Blk	Stl	Pts	Avg
2013-14	30	13	677	22.6	40	114	.351	26	80	.325	29	43	.674	8	52	60	2.0	51	1	56	47	0	39	135	4.5

PLAYER PROFILES



20

6-0 • Sophomore

Forward

ASHLEY WILLIAMS

Covington, Ga. (Alcovy HS)

CAREER HIGHS

Points	22 - 2X, last at Auburn (2/27/14)
Rebounds	15 vs. Mississippi State (2/20/14)
FG Made	8 - 5X, last at Auburn (2/27/14)
FG Att.	15 - 2X, last vs. LSU (3/2/14)
3PT FG Made	
3PT FG Att.	
FT Made	10 vs. LSU (3/2/14)
FT Att.	16 vs. LSU (3/2/14)
Assists	2 vs. UT Martin (12/4/13)
Steals	2 - 3X, last at Auburn (2/27/14)
Blocks	3 vs. Mississippi State (2/20/14)
Minutes	42 at Auburn (2/27/14)

SEC HIGHS

Points	22 at Auburn (2/27/14)
Rebounds	15 vs. Mississippi State (2/20/14)
FG Made	8 - 2X, last at Auburn (2/27/14)
FG Att.	15 - 2X, last vs. LSU (3/2/14)
3PT FG Made	
3PT FG Att.	
FT Made	10 vs. LSU (3/2/14)
FT Att.	16 vs. LSU (3/2/14)
Assists	1 - 6X, last vs. Mississippi State (2/20/14)
Steals	2 at Auburn (2/27/14)
Blocks	3 vs. Mississippi State (2/20/14)
Minutes	42 at Auburn (2/27/14)

2013-14 SEASON HIGHS

Points	22 - 2X, last at Auburn (2/27)
Rebounds	15 vs. Mississippi State (2/20)
FG Made	8 - 5X, last at Auburn (2/27)
FG Att.	15 - 2X, last vs. LSU (3/2)
3PT FG Made	
3PT FG Att.	
FT Made	10 vs. LSU (3/2)
FT Att.	16 vs. LSU (3/2)
Assists	2 vs. UT Martin (12/4)
Steals	2 - 3X, last at Auburn (2/27)
Blocks	3 vs. Mississippi State (2/20)
Minutes	42 at Auburn (2/27)



2013-14 (FRESHMAN)

Southeastern Conference All-Freshman Team ... SEC First-Year Honor Roll ... appeared in all 30 games and made the start at forward in the last 23 contests for the Tide ... earned SEC Freshman of the Week honors after averaging 11.0 points and 7.0 rebounds per game in the wins at Kentucky and Georgia ... won her second SEC Freshman of the Week nod after averaging 18.0 points and 8.5 rebounds in wins over Mississippi State and Vanderbilt ... named to the Cavalier Classic All-Tournament Team after averaging 18.0 points and 8.5 rebounds on the weekend ... the Tide's leading rebounder in 14 games and the leading scorer on seven occasions ... led Alabama in rebounds (6.6 pg), field goal percentage (.496) and made free throws (107) and finished third on the team in scoring (12.4 pg) ... notched five double-doubles on the season ... ended her freshman campaign with 373 total points, recording double-digit points in 21 of the Tide's 30 games ... grabbed 10 rebounds in the SEC Tournament against LSU ... notched her fifth double-double with 14 points and 10 boards in the win over LSU ... led the Tide with 22 points, six rebounds and two steals at Auburn ... added 18 points in the win at Vanderbilt ... recorded her fourth double-double in the overtime win against Mississippi State with 18 points, a career-high 15 rebounds, three blocks, one assist and one steal ... had a solid 19 points and nine boards vs. Texas A&M ... added 12 points, five rebounds and one block in win at Missouri ... notched her third double-double against Florida with 20 points and 10 boards ... had a solid performance in win vs. Georgia with 16 points, nine rebounds, one assist and one steal ... went 7-for-9 from the floor, finishing with 16 points at South Carolina ... collected 14 points, six rebounds and one assist in the win over Ole Miss ... recorded her second double-double vs. Coppin State with 15 points and 10 boards ... led the Tide offense with 21 points against Princeton ... grabbed her first career double-double with 22 points and 11 rebounds in the overtime win against Troy ... contributed

15 points, nine rebounds and a pair of steals in the win over Jacksonville ... in her first career start, scored a team-high 18 points against UT Martin ... was a key component in the Tide's first win of the season against Wisconsin, going 8-for-8 from the free throw line, finishing with 18 points, eight rebounds and one assist ... in her debut in the crimson and white, scored 10 points and grabbed three rebounds at Chattanooga.

HIGH SCHOOL

No. 51 forward in the 2013 class according to ESPN.com ... named to the 2013 Georgia Sportswriters All-State Second Team ... surpassed the 1,000-point and 1,000-rebound milestones in high school career ... Atlanta Tipoff Club All-Metro Atlanta Honorable Mention selection ... led Alcovy High School, coached by Kidada Holtzclaw, to the Class AAAA final four as a junior ... averaged 16.0 points and 16.0 rebounds as a junior ... did not begin playing basketball until 2008 ... also ran track in high school and holds the school record in the 200m, 400m and was on the school-record 4x100m and 4x400m teams ... played AAU for Guy Coleman on the Big South Dream Team.

PERSONAL

Born Jan. 4, 1995 ... daughter of Coletta and Charlie Williams ... has a brother, Quinten ... majoring in criminal justice.

WILLIAMS' GAME-BY-GAME STATS

2013-14

Opponent	Date	Min	FG-FGA	3FG-FGA	FT-FTA	Off-Def-Tot	PF	A	TO	Blk	Stl	Pts
at Chattanooga	11/8	14	4-5	0-0	2-2	3-0-3	3	0	1	0	0	10
at Nebraska	11/11	17	1-3	0-0	2-2	2-3-5	0	1	2	0	1	4
at Duke	11/17	17	1-2	0-0	0-3	1-1-2	1	0	1	0	1	2
Wisconsin	11/21	16	5-8	0-0	8-8	3-5-8	1	1	1	0	0	18
Alabama A&M	11/25	21	3-8	0-0	4-5	2-4-6	1	0	1	0	0	10
at Saint Mary's	11/29	17	2-6	0-0	1-6	1-1-2	1	1	1	1	0	5
vs. CS Fullerton	11/30	26	3-9	0-0	1-3	3-5-8	1	1	3	0	0	7
UT Martin	12/4	26	8-12	0-0	2-4	2-1-3	2	2	2	0	2	18
Houston	12/8	20	0-3	0-0	0-0	1-3-4	2	0	6	1	0	0
Jacksonville	12/17	28	5-12	0-0	5-7	4-5-9	0	0	2	0	2	15
Troy	12/20	35	8-14	0-0	6-11	5-6-11	4	0	2	0	0	22
vs. Princeton	12/28	35	8-10	0-0	5-10	3-3-6	4	0	1	0	1	21
vs. Coppin State	12/29	34	7-10	0-0	1-3	1-9-10	2	1	3	0	0	15
Kentucky	1/2	32	4-11	0-0	3-4	4-2-6	3	1	4	0	0	11
at Texas A&M	1/5	32	3-4	0-0	0-2	4-2-6	1	0	2	0	0	6
Ole Miss	1/12	27	5-12	0-0	4-5	2-4-6	2	1	2	0	0	14
Auburn	1/16	33	4-10	0-0	4-4	4-2-6	4	1	1	0	0	12
at South Carolina	1/19	26	7-9	0-0	2-5	4-0-4	3	0	1	0	0	16
at Kentucky	1/23	29	2-9	0-0	2-6	1-4-5	4	0	6	0	1	6
Georgia	1/26	30	7-8	0-0	2-3	3-6-9	1	1	2	0	1	16
at Florida	1/30	35	8-14	0-0	4-4	5-5-10	3	0	4	0	0	20
Tennessee	2/2	22	0-5	0-0	6-8	2-2-4	3	1	4	0	0	6
at Missouri	2/9	28	5-8	0-0	2-6	1-4-5	4	0	1	1	0	12
at Arkansas	2/13	24	3-6	0-0	5-11	2-2-4	1	0	4	0	1	11
Texas A&M	2/16	36	6-11	0-0	7-10	4-5-9	1	0	2	0	0	19
Mississippi State	2/20	37	6-13	0-0	6-10	5-10-15	2	1	1	3	1	18
at Vanderbilt	2/23	27	7-10	0-0	4-7	3-3-6	4	0	1	0	1	18
at Auburn	2/27	42	8-15	0-0	6-9	2-4-6	2	0	2	0	2	22
LSU	3/2	35	2-15	0-0	10-16	5-5-10	2	0	6	0	1	14
vs. LSU	3/6	27	1-5	0-0	3-8	6-4-10	3	0	4	0	1	5
TOTALS		828	133-268	0-0	107-182	88-110-198	65	13	73	6	16	373



PROFILES

CAREER STATS

Year	GP	GS	Min	Avg	FG	FGA	Pct	3FG	3FGA	Pct	FT	FTA	Pct	Off	Def	Tot	Avg	PF	FO	A	TO	Blk	Stl	Pts	Avg
2013-14	30	23	828	27.6	133	268	.496	0	0	.000	107	182	.588	88	110	198	6.6	65	0	13	73	6	16	373	12.4

PLAYER PROFILES



6-0 • Freshman

Forward

QUANETRIA BOLTON

Anniston, Ala. (Anniston HS)

HIGH SCHOOL

Ranked No. 21 forward according to ESPN.com ... two-time member of the Alabama Sports Writers Association (ASWA) Class 4A first team (2013, 14) ... two-time Class 4A-6A Calhoun County Player of the Year by The Anniston Star (2013, 14) ... named to the 2014 AL.com A-List of top 10 seniors in the state ... three-time all-area and all-county selection (2012, 13, 14) ... led Anniston, coached by Eddie Bullock, to a 24-6 overall record and the Class 4A state semifinals in 2014 ... had 29 points and 19 rebounds in the 45-44 buzzer-beater loss to Calera in the semifinals ... named Calhoun County Tournament MVP after scoring 30 points in the championship game against Jacksonville, 20 of which came in the second half ... averaged 20.0 points, 12.0 rebounds and 4.0 blocks per game in 2013-14 ... selected to participate in the 2013 North-South All-Star game ... as a junior, helped the Bulldogs to a 23-5 overall record averaging 23.0 points and 13.0 rebounds per game ... flourished in the classroom and was her class historian ... member of the Honor Roll, National Honor Society and Mu Alpha Theta honor society ... also the 2012 state champion in the shot put ... played AAU for the nationally ranked Alabama Southern Starz under Starz Director/Coach Doug Bush ... won the AAU DI national championship in July, 2013

PERSONAL

Born Nov. 30, 1995 ... nickname is "NeNe" ... daughter of Tameka Bolton ... has one brother Kevionté ... majoring in exercise science.





11

6-0 • Freshman

Guard

HANNAH COOK

Ozark, Mo. (Ozark HS)

HIGH SCHOOL

Ranked No. 24 wing in her class according to ESPN.com ... finished her career as Ozark's career leader in points (1,564) and steals (303) ... semifinalist for the 2014 Ozark Sports Zone/Springfield Sports Commission Athlete of the Year ... three-time Missouri Basketball Coaches Association Class 5 all-state selection (2012, 13, 14) ... three-time all-state selection by the media (2012, 13, 14) ... two-time Central Ozark Conference Player of the Year (2012, 13) ... three-time Central Ozark Conference first team member (2012, 13, 14) ... named MVP of the Prepcasts Shootout as a freshman (2011) and junior (2013) ... three-time member of the Fort Smith Tournament of Champions All-Tournament Team (2010, 12, 13) ... twice named to the Pink and White Lady Classic All-Tournament Team (2010, 12) ... two-time first-team selection on the *Springfield News-Leader* All-Ozarks team (2013, 14) ... helped Ozark, coached by Yancey Little and David Brewer, advance to the 2014 district title game where she scored 30 points, 20 of which came in the second half ... averaged 20.5 points, 3.2 assists and 2.8 steals per game as a senior ... chipped in 15.6 points, 5.0 rebounds, 3.3 assists and 3.7 steals per game as a junior ... started every game for Ozark High School since her freshman year ... was part of the 2008 Missouri Valley Magic team that earned third place at AAU nationals and part of the 2010 Mokaan Eclipse team, coached by Jon Lewis and David Peterson, that took sixth place ... member of FCA and FCCLA ... also competed in volleyball, track and tennis.

PERSONAL

Born Nov. 4, 1995 ... daughter of David and Darla Cook ... has two brothers, Easton and Hayden, and one sister, Haley ... majoring in nursing.



PROFILES

PLAYER PROFILES



5

5-9 • Sophomore

Guard

BREANNA HAYDEN

Dallas, Texas (Baylor)

FALL 2013 (BAYLOR)

Played in six games for Baylor before transferring to Alabama in January ... averaged 3.0 points, 1.8 rebounds and 2.3 assists in 11.7 minutes per outing ... was 7-for-9 from the free throw line ... had nine points, three assists, three rebounds and two steals in Baylor's season opener vs. Grambling State.

HIGH SCHOOL

Won two area championships at Madison High School in Dallas ... named District 12-3A MVP her senior year ... played in both the Texas Association of Basketball Coaches (TABC) and Texas Girls Coaches Association (TGCA) All-Star games ... earned MVP honors at the TGCA All-Star game ... averaged 30.0 points, 8.0 rebounds, 7.0 steals and 3.0 blocks per game as a senior ... named the TGCA 1A, 2A and 3A Player of the Year in 2013 ... played AAU for the G.I. Soldiers, coached by Donnell Hayden and for the DFW Elite, coached by Daryl Horton.

PERSONAL

Born Sept. 5, 1995 ... nickname is "Bre-Bre" ... daughter of Donnell and Kimberly Hayden ... has three brothers, Kevin, Donnell III and Tarris, and one sister, Kimetria, who played four years at Baylor and is now playing overseas in Puerto Rico ... cousin D.J. Hayden plays cornerback for the Oakland Raiders ... majoring in exercise science.





15

5-8 • Freshman

Guard

MEOSHONTI KNIGHT

Morgan City, La. (Central Catholic HS)

HIGH SCHOOL

2014 Louisiana Sports Writers' Association (LSWA) Class 1A MVP ... four-time member of the LSWA Class 1 A All-State Team (2011, 12, 13, 14) ... ranked No. 3 on The Times-Picayune's Sweet 16: Class of 2014 list ... 2013 LSWA District 8-1A MVP ... coached by Jamarr Garrett and Joseph Jones ... hit a pair of free throws with 14.4 seconds remaining to help Central Catholic win the 2014 Class 1A state championship ... went 16-of-17 from the free throw line in the championship game, finishing with a team-high 25 points ... averaged 18.9 points, 7.9 rebounds, 4.6 assists and 4.6 steals per game for the Eagles as a senior ... key component in helping Catholic Central advance to the Class 1A state semifinals in 2013 ... averaged 18.9 points, 12.0 rebounds, 5.3 steals, 5.0 blocks and 5.0 assists as a junior ... also played volleyball for the Eagles where she was named to the 2013 West All-Star Squad by The Times-Picayune ... played AAU ball for the Louisiana Lady Hornets coached by Derrian Williams and the Lady Pumas, coached by Dee Brown and Darius Mimms.

PERSONAL

Born Dec. 16, 1995 ... nickname is "Meo" ... daughter of Corey and Lashanda Knight ... has a brother, Corey Jr., and a sister, Stormie ... majoring in biology.



PROFILES

PLAYER PROFILES



6-3 • Freshman

Forward

DIAMANTÉ MARTINEZ

New Orleans, La. (Edna Karr HS)

HIGH SCHOOL

Ranked the No. 16 post in the nation according to ESPN.com ... averaged 22 points, 13 rebounds and seven blocks per game as a senior ... collected eight triple-doubles along the way during the 2013-14 season ... ranked No. 5 on The Times-Picayune's Sweet 16: Class of 2014 list ... member of the New Orleans Large Schools All-Area Girls Basketball Team ... led Edna Karr, coached by Jessica Barber, to the District 10-4A championship, scoring 13 points, 11 rebounds and four blocks ... helped the Cougars to a 67-55 victory over Doyle to win the AllState Sugar Bowl Prep Classic, finishing with 26 points, 21 rebounds and four blocks ... named to the New Orleans Area Preseason All-Metro Team in 2013 despite sitting out nearly the entire 2012-13 season after suffering a broken fifth metatarsal in the season opener ... played AAU for the Lady Pumas, coached by Darius Mimms.

PERSONAL

Born Sept. 6, 1995 ... nickname is "DeDe" ... daughter of Louis and Javonda Martinez ... has two brothers, Marquez and Louis, and a sister, Enjoli ... currently in pre-major studies.



2013-14 COMBINED STATISTICS (OVERALL)

RECORD:	OVERALL	HOME	AWAY	NEUTRAL
ALL GAMES	14-16	9-5	3-9	2-2
CONFERENCE	7-9	4-4	3-5	0-0
NON-CONFERENCE	7-7	5-1	0-4	2-2

##	Player	gp-gs	min	avg	Total		3-Point		F-Throw		Rebounds			pf	dq	a	to	blk	stl	pts	avg			
					fg-fga	fg%	3fg-fga	3fg%	ft-fa	ft%	off	def	tot											
12	Myers, Shafontaye	29-22	943	32.5	148-384	.385	84-212	.396	46-65	.708	15	98	113	3.9	75	0	29	48	3	43	426	14.7		
00	Simmons, Daisha	30-29	1046	34.9	148-395	.375	28-107	.262	89-129	.690	38	123	161	5.4	86	3	128	103	14	54	413	13.8		
20	Williams, Ashley	30-23	828	27.6	133-268	.496	0-0	.000	107-182	.588	88	110	198	6.6	65	0	13	73	6	16	373	12.4		
22	x-Middlebrook, Karyla	9-7	182	20.2	13-47	.277	2-14	.143	20-27	.741	6	12	18	2.0	20	0	13	17	1	5	48	5.3		
13	Hegstetter, Nikki	30-30	769	25.6	65-168	.387	1-10	.100	27-44	.614	56	76	132	4.4	82	3	48	60	23	16	158	5.3		
25	Hutchen, Briana	30-1	457	15.2	60-147	.408	0-0	.000	32-51	.627	58	78	136	4.5	55	0	18	50	2	13	152	5.1		
33	Rivers, Sharin	30-13	677	22.6	40-114	.351	26-80	.325	29-43	.674	8	52	60	2.0	51	1	56	47	0	39	135	4.5		
03	Carter, Khadijah	30-19	548	18.3	39-117	.333	20-74	.270	19-27	.704	20	70	90	3.0	40	0	17	25	19	21	117	3.9		
32	Jack, Brittany	24-0	233	9.7	19-49	.388	9-31	.290	5-7	.714	6	12	18	0.8	15	0	9	8	2	6	52	2.2		
04	Davis, Emily	14-6	143	10.2	10-31	.323	4-16	.250	0-0	.000	8	12	20	1.4	9	0	6	5	2	2	24	1.7		
34	Hamilton, Oceana	28-0	241	8.6	19-60	.317	0-0	.000	6-25	.240	22	26	48	1.7	24	0	3	26	19	7	44	1.6		
02	Hunter, Courtney	11-0	33	3.0	0-2	.000	0-1	.000	2-4	.500	2	5	7	0.6	2	0	1	2	0	0	2	0.2		
Team											84	55	139			1			15					
Total.....		30	6100	694-1782		.389	174-545	.319	382-604	.632	411	729	1140	38.0	525	7	341	479	91	222	1944	64.8		
Opponents.....		30	6100	763-1802		.423	156-521	.299	384-537	.715	393	794	1187	39.6	573	18	430	471	134	221	2066	68.9		

x-Inactive player

TEAM STATISTICS	UA	OPP	Date	Opponent	Score	Att.
SCORING	1944	2066	11/08/13	at Chattanooga	L 70-82	3633
Points per game	64.8	68.9	11/11/13	at #15/12 Nebraska	L 48-62	4924
Scoring margin	-4.1	-	11/17/13	at #2/2 Duke	L 57-92	4009
FIELD GOALS-ATT	694-1782	763-1802	11/21/13	WISCONSIN	W 70-62	1229
Field goal pct	.389	.423	11/25/13	ALABAMA A&M	W 60-32	1041
3 POINT FG-ATT	174-545	156-521	# 11/29/13	at Saint Mary's (CA)	L 76-86	575
3-point FG pct	.319	.299	# 11/30/13	vs Cal State Fullerton	W 69-54	102
3-pt FG made per game	5.8	5.2	12/04/13	UT MARTIN	L 57-75	957
FREE THROWS-ATT	382-604	384-537	12/08/13	HOUSTON	W 51-44	847
Free throw pct	.632	.715	12/17/13	JACKSONVILLE	W 75-62	2067
F-Throws made per game	12.7	12.8	12/20/13	TROY	Wot 113-105	2104
REBOUNDS	1140	1187	^ 12/28/13	vs Princeton	L 59-79	3543
Rebounds per game	38.0	39.6	^ 12/29/13	vs Coppin State	W 82-60	3615
Rebounding margin	-1.6	-	* 01/02/14	KENTUCKY	L 63-85	1639
ASSISTS	341	430	* 01/05/14	at Texas A&M	L 58-73	5385
Assists per game	11.4	14.3	* 01/12/14	OLE MISS	W 93-79	2561
TURNOVERS	479	471	* 01/16/14	AUBURN	L 39-61	2453
Turnovers per game	16.0	15.7	* 01/19/14	at #8/8 South Carolina	L 51-77	7740
Turnover margin	-0.3	-	* 01/23/14	at Kentucky	W 57-55	4722
Assist/turnover ratio	0.7	0.9	* 01/26/14	GEORGIA	W 69-66	2678
STEALS	222	221	* 01/30/14	at Florida	L 67-75	1431
Steals per game	7.4	7.4	* 02/02/14	TENNESSEE	L 54-64	3002
BLOCKS	91	134	* 02/09/14	at Mizzou	W 59-56	2356
Blocks per game	3.0	4.5	* 02/13/14	at ARKANSAS	L 55-75	1131
ATTENDANCE	27888	53446	* 02/16/14	TEXAS A&M	L 46-71	2359
Home games-Avg/Game	14-1992	12-3586	* 02/20/14	MISSISSIPPI STATE	Wot 72-64	2415
Neutral site-Avg/Game	-	4-2603	* 02/23/14	at Vanderbilt	W 66-62	3479
Score by Periods	1st	2nd	OT	OT2	Totals	
Alabama	907	989	40	8	1944	
Opponents	988	1041	24	13	2066	
						* 02/27/14 at Auburn Lo2 65-70 3649
						* 03/02/14 LSU W 78-60 2536
						% 03/06/14 vs LSU L 65-78 3152

= Hilton Concord Thanksgiving Classic (Moraga, Calif.)
 ^ = Cavalier Classic (Charlottesville, Va.)
 * = Southeastern Conference game
 % = Southeastern Conference Tournament (Duluth, Ga.)

2013-14 REVIEW

2013-14 REVIEW

2013-14 COMBINED STATISTICS (SOUTHEASTERN CONFERENCE GAMES)

RECORD:	OVERALL	HOME	AWAY	NEUTRAL
ALL GAMES	7-9	4-4	3-5	0-0
CONFERENCE	7-9	4-4	3-5	0-0
NON-CONFERENCE	0-0	0-0	0-0	0-0

##	Player	gp-gs	min	avg	Total		3-Point		F-Throw		Rebounds				pf	dq	a	to	blk	stl	pts	avg			
					fg-fga	fg%	3fg-fga	3fg%	ft-fa	ft%	off	def	tot	avg											
12	Myers, Shafontaye	15-13	508	33.9	72-211	.341	38-110	.345	26-35	.743	7	46	53	3.5	41	0	15	27	3	29	208	13.9			
20	Williams, Ashley	16-16	495	30.9	77-161	.478	0-0	.000	67-110	.609	51	60	111	6.9	40	0	6	43	4	8	221	13.8			
00	Simmons, Daisha	16-16	566	35.4	76-210	.362	18-60	.300	42-62	.677	11	64	75	4.7	49	1	57	57	3	22	212	13.3			
33	Rivers, Sharin	16-11	488	30.5	32-86	.372	21-60	.350	26-39	.667	6	30	36	2.3	34	1	40	33	0	26	111	6.9			
25	Hutchen, Briana	16-0	262	16.4	34-82	.415	0-0	.000	21-33	.636	37	53	90	5.6	30	0	6	33	1	6	89	5.6			
13	Hegstetter, Nikki	16-16	410	25.6	25-73	.342	1-7	.143	15-25	.600	27	40	67	4.2	51	3	24	29	9	12	66	4.1			
22	x-Middlebrook, Karyla	2-0	21	10.5	2-5	.400	0-2	.000	1-2	.500	0	1	1	0.5	1	0	0	1	0	0	5	2.5			
03	Carter, Khadijah	16-8	240	15.0	13-43	.302	5-26	.192	6-6	1.000	7	25	32	2.0	20	0	5	7	10	8	37	2.3			
32	Jack, Brittany	13-0	128	9.8	7-24	.292	4-16	.250	5-6	.833	3	5	8	0.6	5	0	5	5	2	4	23	1.8			
34	Hamilton, Oceana	15-0	134	8.9	7-27	.259	0-0	.000	4-12	.333	9	10	19	1.3	12	0	3	12	8	5	18	1.2			
02	Hunter, Courtney	4-0	19	4.8	0-1	.000	0-1	.000	2-2	1.000	1	1	2	0.5	1	0	0	2	0	0	2	0.5			
04	Davis, Emily	2-0	4	2.0	0-1	.000	0-0	.000	0-0	.000	0	0	0	0.0	0	0	0	1	0	0	0	0.0			
Team											57	31	88												7
Total.....		16	3275		345-924	.373	87-282	.309	215-332	.648	216	366	582	36.4	284	5	161	257	40	120	992	62.0			
Opponents.....		16	3275		402-942	.427	86-273	.315	203-284	.715	218	415	633	39.6	306	13	239	262	79	117	1093	68.3			

x-Inactive player

TEAM STATISTICS	UA	OPP
SCORING	992	1093
Points per game	62.0	68.3
Scoring margin	-6.3	-
FIELD GOALS-ATT	345-924	402-942
Field goal pct	.373	.427
3 POINT FG-ATT	87-282	86-273
3-point FG pct	.309	.315
3-pt FG made per game	5.4	5.4
FREE THROWS-ATT	215-332	203-284
Free throw pct	.648	.715
F-Throws made per game	13.4	12.7
REBOUNDS	582	633
Rebounds per game	36.4	39.6
Rebounding margin	-3.2	-
ASSISTS	161	239
Assists per game	10.1	14.9
TURNOVERS	257	262
Turnovers per game	16.1	16.4
Turnover margin	+0.3	-
Assist/turnover ratio	0.6	0.9
STEALS	120	117
Steals per game	7.5	7.3
BLOCKS	40	79
Blocks per game	2.5	4.9
ATTENDANCE	19643	29893
Home games-Avg/Game	8-2455	8-3737
Neutral site-Avg/Game	-	0-0

Date	Opponent		Score	Att.
* 01/02/14	KENTUCKY	L	63-85	1639
* 01/05/14	at Texas A&M	L	58-73	5385
* 01/12/14	OLE MISS	W	93-79	2561
* 01/16/14	AUBURN	L	39-61	2453
* 01/19/14	at #8/8 South Carolina	L	51-77	7740
* 01/23/14	at Kentucky	W	57-55	4722
* 01/26/14	GEORGIA	W	69-66	2678
* 01/30/14	at Florida	L	67-75	1431
* 02/02/14	TENNESSEE	L	54-64	3002
* 02/09/14	at Mizzou	W	59-56	2356
* 02/13/14	at ARKANSAS	L	55-75	1131
* 02/16/14	TEXAS A&M	L	46-71	2359
* 02/20/14	MISSISSIPPI STATE	Wot	72-64	2415
* 02/23/14	at Vanderbilt	W	66-62	3479
* 02-27-14	at Auburn	Lo2	65-70	3649
* 03/02/14	LSU	W	78-60	2536

* - Conference game

Score by Periods	1st	2nd	OT	OT2	Totals
Alabama	474	491	19	8	992
Opponents	516	553	11	13	1093

2013-14 COMBINED STATISTICS (NON-CONFERENCE GAMES)

RECORD:	OVERALL	HOME	AWAY	NEUTRAL
ALL GAMES	7-7	5-1	0-4	2-2
CONFERENCE	0-0	0-0	0-0	0-0
NON-CONFERENCE	7-7	5-1	0-4	2-2

##	Player	gp-gs	min	avg	Total		3-Point		F-Throw		Rebounds				pf	dq	a	to	blk	stl	pts	avg
					fg-fga	fg%	3fg-fga	3fg%	ft-fa	ft%	off	def	tot	avg								
12	Myers, Shafontaye	14-9	435	31.1	76-173	.439	46-102	.451	20-30	.667	8	52	60	4.3	34	0	14	21	0	14	218	15.6
00	Simmons, Daisha	14-13	480	34.3	72-185	.389	10-47	.213	47-67	.701	27	59	86	6.1	37	2	71	46	11	32	201	14.4
20	Williams, Ashley	14-7	333	23.8	56-107	.523	0-0	.000	40-72	.556	37	50	87	6.2	25	0	7	30	2	8	152	10.9
13	Hegstetter, Nikki	14-14	359	25.6	40-95	.421	0-3	.000	12-19	.632	29	36	65	4.6	31	0	24	31	14	4	92	6.6
22	x-Middlebrook, Karyla	7-7	161	23.0	11-42	.262	2-12	.167	19-25	.760	6	11	17	2.4	19	0	13	16	1	5	43	6.1
03	Carter, Khadijah	14-11	308	22.0	26-74	.351	15-48	.313	13-21	.619	13	45	58	4.1	20	0	12	18	9	13	80	5.7
25	Hutchen, Briana	14-1	195	13.9	26-65	.400	0-0	.000	11-18	.611	21	25	46	3.3	25	0	12	17	1	7	63	4.5
32	Jack, Brittany	11-0	105	9.5	12-25	.480	5-15	.333	0-1	.000	3	7	10	0.9	10	0	4	3	0	2	29	2.6
34	Hamilton, Oceana	13-0	107	8.2	12-33	.364	0-0	.000	2-13	.154	13	16	29	2.2	12	0	0	14	11	2	26	2.0
04	Davis, Emily	12-6	139	11.6	10-30	.333	4-16	.250	0-0	.000	8	12	20	1.7	9	0	6	4	2	2	24	2.0
33	Rivers, Sharin	14-2	189	13.5	8-28	.286	5-20	.250	3-4	.750	2	22	24	1.7	17	0	16	14	0	13	24	1.7
02	Hunter, Courtney	7-0	14	2.0	0-1	.000	0-0	.000	0-2	.000	1	4	5	0.7	1	0	1	0	0	0	0	0.0
Team											27	24	51					1				
Total.....		14	2825	349-858		.407	87-263	.331	167-272	.614	195	363	558	39.9	241	2	180	222	51	102	952	68.0
Opponents.....		14	2825	361-860		.420	70-248	.282	181-253	.715	175	379	554	39.6	267	5	191	209	55	104	973	69.5

x-Inactive player

TEAM STATISTICS	UA	OPP	Date	Opponent	Score	Att.
SCORING	952	973	11/08/13	at Chattanooga	L 70-82	3633
Points per game	68.0	69.5	11/11/13	at #15/12 Nebraska	L 48-62	4924
Scoring margin	-1.5	-	11/17/13	at #2/2 Duke	L 57-92	4009
FIELD GOALS-ATT	349-858	361-860	11/21/13	WISCONSIN	w 70-62	1229
Field goal pct	.407	.420	11/25/13	ALABAMA A&M	w 60-32	1041
3 POINT FG-ATT	87-263	70-248	# 11/29/13	at Saint Mary's (CA)	L 76-86	575
3-point FG pct	.331	.282	# 11/30/13	vs Cal State Fullerton	w 69-54	102
3-pt FG made per game	6.2	5.0	12/04/13	UT MARTIN	L 57-75	957
FREE THROWS-ATT	167-272	181-253	12/08/13	HOUSTON	w 51-44	847
Free throw pct	.614	.715	12/17/13	JACKSONVILLE	w 75-62	2067
F-Throws made per game	11.9	12.9	12/20/13	TROY	Wot 113-105	2104
REBOUNDS	558	554	^ 12/28/13	vs Princeton	L 59-79	3543
Rebounds per game	39.9	39.6	^ 12/29/13	vs Coppin State	w 82-60	3615
Rebounding margin	+0.3	-	% 03/06/14	vs LSU	L 65-78	3152
ASSISTS	180	191	# = Hilton Concord Thanksgiving Classic (Moraga, Calif.)			
Assists per game	12.9	13.6	^ = Cavalier Classic (Charlottesville, Va.)			
TURNOVERS	222	209	* = Southeastern Conference game			
Turnovers per game	15.9	14.9	% = Southeastern Conference Tournament (Duluth, Ga.)			
Turnover margin	-0.9	-				
Assist/turnover ratio	0.8	0.9				
STEALS	102	104				
Steals per game	7.3	7.4				
BLOCKS	51	55				
Blocks per game	3.6	3.9				
ATTENDANCE	8245	23553				
Home games-Avg/Game	6-1374	4-3285				
Neutral site-Avg/Game	-	4-2603				

Score by Periods	1st	2nd	OT	Totals
Alabama	433	498	21	952
Opponents	472	488	13	973

2013-14 REVIEW

2013-14 COMBINED STATISTICS (HOME GAMES)

RECORD:	OVERALL	HOME	AWAY	NEUTRAL
ALL GAMES	9-5	9-5	0-0	0-0
CONFERENCE	4-4	4-4	0-0	0-0
NON-CONFERENCE	5-1	5-1	0-0	0-0

##	Player	gp-gs	min	avg	Total		3-Point		F-Throw		Rebounds					pts	avg							
					fg-fga	fg%	3fg-fga	3fg%	ft-fa	ft%	off	def	tot	avg	pf			dq	a	to	blk	stl		
12	Myers, Shafontaye	14-11	446	31.9	73-185	.395	43-101	.426	28-38	.737	5	46	51	3.6	40	0	12	17	1	19	217	15.5		
20	Williams, Ashley	14-12	398	28.4	63-143	.441	0-0	.000	67-95	.705	46	60	106	7.6	28	0	9	36	4	7	193	13.8		
00	Simmons, Daisha	14-13	470	33.6	57-166	.343	8-40	.200	56-74	.757	17	54	71	5.1	45	2	62	53	6	24	178	12.7		
25	Hutchen, Briana	14-0	216	15.4	33-79	.418	0-0	.000	8-17	.471	26	40	66	4.7	22	0	9	25	1	7	74	5.3		
33	Rivers, Sharin	14-6	311	22.2	21-53	.396	14-39	.359	17-24	.708	5	17	22	1.6	21	0	25	27	0	22	73	5.2		
22	x-Middlebrook, Karyla	3-2	60	20.0	4-16	.250	2-7	.286	4-6	.667	1	4	5	1.7	3	0	4	2	0	2	14	4.7		
13	Hegstetter, Nikki	14-14	349	24.9	25-66	.379	0-3	.000	13-20	.650	28	42	70	5.0	37	2	21	35	12	9	63	4.5		
03	Carter, Khadijah	14-10	280	20.0	22-65	.338	11-39	.282	5-10	.500	10	36	46	3.3	20	0	9	13	11	13	60	4.3		
32	Jack, Brittany	12-0	130	10.8	11-28	.393	4-15	.267	5-7	.714	6	9	15	1.3	6	0	3	3	2	4	31	2.6		
34	Hamilton, Oceana	13-0	125	9.6	14-34	.412	0-0	.000	5-17	.294	14	19	33	2.5	13	0	3	16	12	3	33	2.5		
04	Davis, Emily	6-2	51	8.5	2-10	.200	0-3	.000	0-0	.000	4	5	9	1.5	3	0	3	3	1	2	4	0.7		
02	Hunter, Courtney	5-0	14	2.8	0-1	.000	0-1	.000	0-2	.000	2	4	6	1.2	0	0	0	1	0	0	0	0.0		
Team											43	28	71						5					
Total.....		14	2850		325-846	.384	82-248	.331	208-310	.671	207	364	571	40.8	238	4	160	236	50	112	940	67.1		
Opponents.....		14	2850		345-848	.407	67-241	.278	173-240	.721	178	367	545	38.9	284	10	170	235	63	115	930	66.4		

x-Inactive player

TEAM STATISTICS	UA	OPP	Date	Opponent	Score	Att.
SCORING	940	930	11/21/13	WISCONSIN	W 70-62	1229
Points per game	67.1	66.4	11/25/13	ALABAMA A&M	W 60-32	1041
Scoring margin	+0.7	-	12/04/13	UT MARTIN	L 57-75	957
FIELD GOALS-ATT	325-846	345-848	12/08/13	HOUSTON	W 51-44	847
Field goal pct	.384	.407	12/17/13	JACKSONVILLE	W 75-62	2067
3 POINT FG-ATT	82-248	67-241	12/20/13	TROY	Wot 113-105	2104
3-point FG pct	.331	.278	* 01/02/14	KENTUCKY	L 63-85	1639
3-pt FG made per game	5.9	4.8	* 01/12/14	OLE MISS	W 93-79	2561
FREE THROWS-ATT	208-310	173-240	* 01/16/14	AUBURN	L 39-61	2453
Free throw pct	.671	.721	* 01/26/14	GEORGIA	W 69-66	2678
F-Throws made per game	14.9	12.4	* 02/02/14	TENNESSEE	L 54-64	3002
REBOUNDS	571	545	* 02/16/14	TEXAS A&M	L 46-71	2359
Rebounds per game	40.8	38.9	* 02/20/14	MISSISSIPPI STATE	Wot 72-64	2415
Rebounding margin	+1.9	-	* 03/02/14	LSU	W 78-60	2536
ASSISTS	160	170				
Assists per game	11.4	12.1				
TURNOVERS	236	235				
Turnovers per game	16.9	16.8				
Turnover margin	-0.1	-				
Assist/turnover ratio	0.7	0.7				
STEALS	112	115				
Steals per game	8.0	8.2				
BLOCKS	50	63				
Blocks per game	3.6	4.5				
ATTENDANCE	27888	0				
Home games-Avg/Game	14-1992	0-0				
Neutral site-Avg/Game	-	0-0				

= Hilton Concord Thanksgiving Classic (Moraga, Calif.)
 ^ = Cavalier Classic (Charlottesville, Va.)
 * = Southeastern Conference game
 % = Southeastern Conference Tournament (Duluth, Ga.)

Score by Periods	1st	2nd	OT	Totals
Alabama	438	468	34	940
Opponents	453	459	18	930

2013-14 COMBINED STATISTICS (AWAY GAMES)

RECORD:	OVERALL	HOME	AWAY	NEUTRAL
ALL GAMES	3-9	0-0	3-9	0-0
CONFERENCE	3-5	0-0	3-5	0-0
NON-CONFERENCE	0-4	0-0	0-4	0-0

##	Player	gp-gs	min	avg	Total		3-Point		F-Throw		Rebounds			pf	dq	a	to	blk	stl	pts	avg			
					fg-fga	fg%	3fg-fga	3fg%	ft-fa	ft%	off	def	tot									avg		
00	Simmons, Daisha	12-12	429	35.8	70-169	.414	16-53	.302	20-35	.571	15	52	67	5.6	33	1	43	35	7	23	176	14.7		
12	Myers, Shafontaye	11-8	358	32.5	53-143	.371	27-77	.351	8-13	.615	6	38	44	4.0	29	0	12	27	2	17	141	12.8		
20	Williams, Ashley	12-8	308	25.7	51-91	.560	0-0	.000	30-63	.476	29	29	58	4.8	27	0	2	26	2	7	132	11.0		
22	x-Middlebrook, Karyla	5-4	120	24.0	9-31	.290	0-7	.000	16-21	.762	5	8	13	2.6	17	0	9	15	1	3	34	6.8		
13	Hegstetter, Nikki	12-12	319	26.6	27-71	.380	1-6	.167	11-19	.579	20	23	43	3.6	35	1	18	15	8	7	66	5.5		
25	Hutchen, Briana	12-1	184	15.3	22-52	.423	0-0	.000	18-26	.692	24	29	53	4.4	24	0	5	21	1	3	62	5.2		
33	Rivers, Sharin	12-6	306	25.5	15-52	.288	9-35	.257	9-16	.563	3	29	32	2.7	26	1	28	19	0	13	48	4.0		
04	Davis, Emily	5-3	71	14.2	6-17	.353	3-10	.300	0-0	.000	3	7	10	2.0	5	0	1	2	1	0	15	3.0		
03	Carter, Khadijah	12-6	184	15.3	12-37	.324	5-24	.208	6-7	.857	5	21	26	2.2	14	0	4	9	4	7	35	2.9		
32	Jack, Brittany	9-0	57	6.3	3-13	.231	3-11	.273	0-0	.000	0	1	1	0.1	5	0	3	3	0	1	9	1.0		
34	Hamilton, Oceana	12-0	97	8.1	4-22	.182	0-0	.000	1-7	.143	5	6	11	0.9	8	0	0	9	5	3	9	0.8		
02	Hunter, Courtney	4-0	17	4.3	0-1	.000	0-0	.000	2-2	1.000	0	0	0	0.0	2	0	1	1	0	0	2	0.5		
Team											33	23	56											
Total.....		12	2450		272-699	.389	64-223	.287	121-209	.579	148	266	414	34.5	225	3	126	190	31	84	729	60.8		
Opponents.....		12	2450		316-704	.449	69-210	.329	164-223	.735	154	326	480	40.0	204	5	197	186	55	84	865	72.1		

x-Inactive player

TEAM STATISTICS	UA	OPP	Date	Opponent	Score	Att.
SCORING	729	865	11/08/13	at Chattanooga	L 70-82	3633
Points per game	60.8	72.1	11/11/13	at #15/12 Nebraska	L 48-62	4924
Scoring margin	-11.3	-	11/17/13	at #2/2 Duke	L 57-92	4009
FIELD GOALS-ATT	272-699	316-704	# 11/29/13	at Saint Mary's (CA)	L 76-86	575
Field goal pct	.389	.449	* 01/05/14	at Texas A&M	L 58-73	5385
3 POINT FG-ATT	64-223	69-210	* 01/19/14	at #8/8 South Carolina	L 51-77	7740
3-point FG pct	.287	.329	* 01/23/14	at Kentucky	W 57-55	4722
3-pt FG made per game	5.3	5.8	* 01/30/14	at Florida	L 67-75	1431
FREE THROWS-ATT	121-209	164-223	* 02/09/14	at Mizzou	W 59-56	2356
Free throw pct	.579	.735	* 02/13/14	at ARKANSAS	L 55-75	1131
F-Throws made per game	10.1	13.7	* 02/23/14	at Vanderbilt	W 66-62	3479
REBOUNDS	414	480	* 02/27/14	at Auburn	Lo2 65-70	3649
Rebounds per game	34.5	40.0	# = Hilton Concord Thanksgiving Classic (Moraga, Calif.)			
Rebounding margin	-5.5	-	^ = Cavalier Classic (Charlottesville, Va.)			
ASSISTS	126	197	* = Southeastern Conference game			
Assists per game	10.5	16.4	% = Southeastern Conference Tournament (Duluth, Ga.)			
TURNOVERS	190	186				
Turnovers per game	15.8	15.5				
Turnover margin	-0.3	-				
Assist/turnover ratio	0.7	1.1				
STEALS	84	84				
Steals per game	7.0	7.0				
BLOCKS	31	55				
Blocks per game	2.6	4.6				
ATTENDANCE	0	43034				
Home games-Avg/Game	0-0	12-3586				
Neutral site-Avg/Game	-	0-0				

Score by Periods	1st	2nd	OT	OT2	Totals
Alabama	347	368	6	8	729
Opponents	418	428	6	13	865

2013-14 REVIEW

2013-14 COMBINED STATISTICS (NEUTRAL SITE GAMES)

RECORD:	OVERALL	HOME	AWAY	NEUTRAL
ALL GAMES	2-2	0-0	0-0	2-2
CONFERENCE	0-0	0-0	0-0	0-0
NON-CONFERENCE	2-2	0-0	0-0	2-2

##	Player	gp-gs	min	avg	Total		3-Point		F-Throw		Rebounds				pf	dq	a	to	blk	stl	pts	avg		
					fg-fga	fg%	3fg-fga	3fg%	ft-fta	ft%	off	def	tot	avg										
12	Myers, Shafontaye	4-3	139	34.8	22-56	.393	14-34	.412	10-14	.714	4	14	18	4.5	6	0	5	4	0	7	68	17.0		
00	Simmons, Daisha	4-4	147	36.8	21-60	.350	4-14	.286	13-20	.650	6	17	23	5.8	8	0	23	15	1	7	59	14.8		
20	Williams, Ashley	4-3	122	30.5	19-34	.559	0-0	.000	10-24	.417	13	21	34	8.5	10	0	2	11	0	2	48	12.0		
13	Hegstetter, Nikki	4-4	101	25.3	13-31	.419	0-1	.000	3-5	.600	8	11	19	4.8	10	0	9	10	3	0	29	7.3		
03	Carter, Khadijah	4-3	84	21.0	5-15	.333	4-11	.364	8-10	.800	5	13	18	4.5	6	0	4	3	4	1	22	5.5		
25	Hutchen, Briana	4-0	57	14.3	5-16	.313	0-0	.000	6-8	.750	8	9	17	4.3	9	0	4	4	0	3	16	4.0		
32	Jack, Brittany	3-0	46	15.3	5-8	.625	2-5	.400	0-0	.000	0	2	2	0.7	4	0	3	2	0	1	12	4.0		
33	Rivers, Sharin	4-1	60	15.0	4-9	.444	3-6	.500	3-3	1.000	0	6	6	1.5	4	0	3	1	0	4	14	3.5		
04	Davis, Emily	3-1	21	7.0	2-4	.500	1-3	.333	0-0	.000	1	0	1	0.3	1	0	2	0	0	0	5	1.7		
34	Hamilton, Oceana	3-0	19	6.3	1-4	.250	0-0	.000	0-1	.000	3	1	4	1.3	3	0	0	1	2	1	2	0.7		
22	x-Middlebrook, Karyla	1-1	2	2.0	0-0	.000	0-0	.000	0-0	.000	0	0	0	0.0	0	0	0	0	0	0	0	0.0		
02	Hunter, Courtney	2-0	2	1.0	0-0	.000	0-0	.000	0-0	.000	0	1	1	0.5	0	0	0	0	0	0	0	0.0		
Team											8	4	12					1						
Total.....		4	800	97-237		.409	28-74	.378	53-85	.624	56	99	155	38.8	62	0	55	53	10	26	275	68.8		
Opponents.....		4	800	102-250		.408	20-70	.286	47-74	.635	61	101	162	40.5	85	3	63	50	16	22	271	67.8		

x-Inactive player

TEAM STATISTICS	UA	OPP
SCORING	275	271
Points per game	68.8	67.8
Scoring margin	+1.0	-
FIELD GOALS-ATT	97-237	102-250
Field goal pct	.409	.408
3 POINT FG-ATT	28-74	20-70
3-point FG pct	.378	.286
3-pt FG made per game	7.0	5.0
FREE THROWS-ATT	53-85	47-74
Free throw pct	.624	.635
F-Throws made per game	13.3	11.8
REBOUNDS	155	162
Rebounds per game	38.8	40.5
Rebounding margin	-1.7	-
ASSISTS	55	63
Assists per game	13.8	15.8
TURNOVERS	53	50
Turnovers per game	13.3	12.5
Turnover margin	-0.7	-
Assist/turnover ratio	1.0	1.3
STEALS	26	22
Steals per game	6.5	5.5
BLOCKS	10	16
Blocks per game	2.5	4.0
ATTENDANCE	0	10412
Home games-Avg/Game	0-0	0-0
Neutral site-Avg/Game	-	4-2603

Date	Opponent	Score	Att.
# 11/30/13	vs Cal State Fullerton	W 69-54	102
^ 12/28/13	vs Princeton	L 59-79	3543
^ 12/29/13	vs Coppin State	W 82-60	3615
% 03/06/14	vs LSU	L 65-78	3152

= Hilton Concord Thanksgiving Classic (Moraga, Calif.)

^ = Cavalier Classic (Charlottesville, Va.)

* = Southeastern Conference game

% = Southeastern Conference Tournament (Duluth, Ga.)

Score by Periods	1st	2nd	Totals
Alabama	122	153	275
Opponents	117	154	271

2013-14 COMBINED STATISTICS (GAMES WON)

RECORD:	OVERALL	HOME	AWAY	NEUTRAL
ALL GAMES	14-0	9-0	3-0	2-0
CONFERENCE	7-0	4-0	3-0	0-0
NON-CONFERENCE	7-0	5-0	0-0	2-0

##	Player	gp-gs	min	avg	Total		3-Point		F-Throw		Rebounds				pf	dq	a	to	blk	stl	pts	avg	
					fg-fga	fg%	3fg-fga	3fg%	ft-fa	ft%	off	def	tot	avg									
12	Myers, Shafontaye	13-9	416	32.0	71-162	.438	41-88	.466	31-45	.689	5	48	53	4.1	29	0	14	13	1	22	214	16.5	
00	Simmons, Daisha	14-13	491	35.1	63-157	.401	14-43	.326	65-90	.722	17	65	82	5.9	35	0	78	48	6	28	205	14.6	
20	Williams, Ashley	14-11	393	28.1	65-140	.464	0-0	.000	55-90	.611	39	73	112	8.0	30	0	6	37	5	7	185	13.2	
25	Hutchen, Briana	14-0	230	16.4	35-76	.461	0-0	.000	17-29	.586	24	47	71	5.1	27	0	8	21	1	4	87	6.2	
33	Rivers, Sharin	14-7	306	21.9	24-57	.421	18-44	.409	20-27	.741	1	22	23	1.6	19	0	21	20	0	20	86	6.1	
13	Hegstetter, Nikki	14-14	339	24.2	35-79	.443	1-4	.250	13-19	.684	32	41	73	5.2	39	3	33	27	12	6	84	6.0	
03	Carter, Khadijah	14-10	290	20.7	23-67	.343	14-44	.318	9-15	.600	11	40	51	3.6	24	0	12	15	10	12	69	4.9	
22	x-Middlebrook, Karyla	3-3	58	19.3	4-14	.286	2-6	.333	4-6	.667	1	4	5	1.7	3	0	4	2	0	2	14	4.7	
32	Jack, Brittany	12-0	133	11.1	13-33	.394	6-21	.286	3-4	.750	3	5	8	0.7	7	0	5	2	0	3	35	2.9	
34	Hamilton, Oceana	13-0	109	8.4	10-25	.400	0-0	.000	4-13	.308	11	17	28	2.2	14	0	3	14	12	3	24	1.8	
04	Davis, Emily	8-3	65	8.1	4-13	.308	1-4	.250	0-0	.000	4	3	7	0.9	3	0	3	3	0	1	9	1.1	
02	Hunter, Courtney	6-0	20	3.3	0-0	.000	0-0	.000	2-3	.667	2	2	4	0.7	1	0	0	2	0	0	2	0.3	
Team											39	28	67			1			3				
Total.....		14	2850	347-823		.422	97-254	.382	223-341	.654	189	395	584	41.7	232	3	187	207	47	108	1014	72.4	
Opponents.....		14	2850	315-857		.368	68-278	.245	163-229	.712	185	345	530	37.9	296	13	156	222	48	98	861	61.5	

x-Inactive player

TEAM STATISTICS	UA	OPP	Date	Opponent	Score	Att.
SCORING	1014	861	11/21/13	WISCONSIN	w 70-62	1229
Points per game	72.4	61.5	11/25/13	ALABAMA A&M	w 60-32	1041
Scoring margin	+10.9	-	# 11/30/13	vs Cal State Fullerton	w 69-54	102
FIELD GOALS-ATT	347-823	315-857	12/08/13	HOUSTON	w 51-44	847
Field goal pct	.422	.368	12/17/13	JACKSONVILLE	w 75-62	2067
3 POINT FG-ATT	97-254	68-278	12/20/13	TROY	wot 113-105	2104
3-point FG pct	.382	.245	^ 12/29/13	vs Coppin State	w 82-60	3615
3-pt FG made per game	6.9	4.9	* 01/12/14	OLE MISS	w 93-79	2561
FREE THROWS-ATT	223-341	163-229	* 01/23/14	at Kentucky	w 57-55	4722
Free throw pct	.654	.712	* 01/26/14	GEORGIA	w 69-66	2678
F-Throws made per game	15.9	11.6	* 02/09/14	at Mizzou	w 59-56	2356
REBOUNDS	584	530	* 02/20/14	MISSISSIPPI STATE	wot 72-64	2415
Rebounds per game	41.7	37.9	* 02/23/14	at Vanderbilt	w 66-62	3479
Rebounding margin	+3.9	-	* 03/02/14	LSU	w 78-60	2536
ASSISTS	187	156	# = Hilton Concord Thanksgiving Classic (Moraga, Calif.)			
Assists per game	13.4	11.1	^ = Cavalier Classic (Charlottesville, Va.)			
TURNOVERS	207	222	* = Southeastern Conference game			
Turnovers per game	14.8	15.9	% = Southeastern Conference Tournament (Duluth, Ga.)			
Turnover margin	+1.1	-				
Assist/turnover ratio	0.9	0.7				
STEALS	108	98				
Steals per game	7.7	7.0				
BLOCKS	47	48				
Blocks per game	3.4	3.4				
ATTENDANCE	17478	14274				
Home games-Avg/Game	9-1942	3-3519				
Neutral site-Avg/Game	-	2-1858				

Score by Periods	1st	2nd	OT	Totals
Alabama	465	515	34	1014
Opponents	386	457	18	861

2013-14 REVIEW

2013-14 COMBINED STATISTICS (GAMES LOST)

RECORD:	OVERALL	HOME	AWAY	NEUTRAL
ALL GAMES	0-16	0-5	0-9	0-2
CONFERENCE	0-9	0-4	0-5	0-0
NON-CONFERENCE	0-7	0-1	0-4	0-2

##	Player	gp-gs	min	avg	Total		3-Point		F-Throw		Rebounds				pf	dq	a	to	blk	stl	pts	avg
					fg-fga	fg%	3fg-fga	3fg%	ft-fa	ft%	off	def	tot	avg								
12	Myers, Shafontaye	16-13	527	32.9	77-222	.347	43-124	.347	15-20	.750	10	50	60	3.8	46	0	15	35	2	21	212	13.3
00	Simmons, Daisha	16-16	555	34.7	85-238	.357	14-64	.219	24-39	.615	21	58	79	4.9	51	3	50	55	8	26	208	13.0
20	Williams, Ashley	16-12	435	27.2	68-128	.531	0-0	.000	52-92	.565	49	37	86	5.4	35	0	7	36	1	9	188	11.8
22	x-Middlebrook, Karyla	6-4	124	20.7	9-33	.273	0-8	.000	16-21	.762	5	8	13	2.2	17	0	9	15	1	3	34	5.7
13	Hegstetter, Nikki	16-16	430	26.9	30-89	.337	0-6	.000	14-25	.560	24	35	59	3.7	43	0	15	33	11	10	74	4.6
25	Hutchen, Briana	16-1	227	14.2	25-71	.352	0-0	.000	15-22	.682	34	31	65	4.1	28	0	10	29	1	9	65	4.1
33	Rivers, Sharin	16-6	371	23.2	16-57	.281	8-36	.222	9-16	.563	7	30	37	2.3	32	1	35	27	0	19	49	3.1
03	Carter, Khadijah	16-9	258	16.1	16-50	.320	6-30	.200	10-12	.833	9	30	39	2.4	16	0	5	10	9	9	48	3.0
04	Davis, Emily	6-3	78	13.0	6-18	.333	3-12	.250	0-0	.000	4	9	13	2.2	6	0	3	2	2	1	15	2.5
32	Jack, Brittany	12-0	100	8.3	6-16	.375	3-10	.300	2-3	.667	3	7	10	0.8	8	0	4	6	2	3	17	1.4
34	Hamilton, Oceana	15-0	132	8.8	9-35	.257	0-0	.000	2-12	.167	11	9	20	1.3	10	0	0	12	7	4	20	1.3
02	Hunter, Courtney	5-0	13	2.6	0-2	.000	0-1	.000	0-1	.000	0	3	3	0.6	1	0	1	0	0	0	0	0.0
Team											45	27	72				12					
Total.....		16	3250		347-959	.362	77-291	.265	159-263	.605	222	334	556	34.8	293	4	154	272	44	114	930	58.1
Opponents.....		16	3250		448-945	.474	88-243	.362	221-308	.718	208	449	657	41.1	277	5	274	249	86	123	1205	75.3

x-Inactive player

TEAM STATISTICS	UA	OPP
SCORING	930	1205
Points per game	58.1	75.3
Scoring margin	-17.2	-
FIELD GOALS-ATT	347-959	448-945
Field goal pct	.362	.474
3 POINT FG-ATT	77-291	88-243
3-point FG pct	.265	.362
3-pt FG made per game	4.8	5.5
FREE THROWS-ATT	159-263	221-308
Free throw pct	.605	.718
F-Throws made per game	9.9	13.8
REBOUNDS	556	657
Rebounds per game	34.8	41.1
Rebounding margin	-6.3	-
ASSISTS	154	274
Assists per game	9.6	17.1
TURNOVERS	272	249
Turnovers per game	17.0	15.6
Turnover margin	-1.4	-
Assist/turnover ratio	0.6	1.1
STEALS	114	123
Steals per game	7.1	7.7
BLOCKS	44	86
Blocks per game	2.8	5.4
ATTENDANCE	10410	39172
Home games-Avg/Game	5-2082	9-3609
Neutral site-Avg/Game	-	2-3348

Date	Opponent	Score	Att.
11/08/13	at Chattanooga	L 70-82	3633
11/11/13	at #15/12 Nebraska	L 48-62	4924
11/17/13	at #2/2 Duke	L 57-92	4009
# 11/29/13	at Saint Mary's (CA)	L 76-86	575
12/04/13	UT MARTIN	L 57-75	957
^ 12/28/13	vs Princeton	L 59-79	3543
* 01/02/14	KENTUCKY	L 63-85	1639
* 01/05/14	at Texas A&M	L 58-73	5385
* 01/16/14	AUBURN	L 39-61	2453
* 01/19/14	at #8/8 South Carolina	L 51-77	7740
* 01/30/14	at Florida	L 67-75	1431
* 02/02/14	TENNESSEE	L 54-64	3002
* 02/13/14	at ARKANSAS	L 55-75	1131
* 02/16/14	TEXAS A&M	L 46-71	2359
* 02/27/14	at Auburn	Lo2 65-70	3649
% 03/06/14	vs LSU	L 65-78	3152

= Hilton Concord Thanksgiving Classic (Moraga, Calif.)

^ = Cavalier Classic (Charlottesville, Va.)

* = Southeastern Conference game

% = Southeastern Conference Tournament (Duluth, Ga.)

Score by Periods	1st	2nd	OT	OT2	Totals
Alabama	442	474	6	8	930
Opponents	602	584	6	13	1205

PLAYER GAME-BY-GAME (POINTS-REBOUNDS-ASSISTS)

Opponent	0 Simmons	2 Hunter	3 Carter	4 Davis	12 Myers	13 Hegstetter	20 Williams	22 Middlebrook	23 Rawls	25 Hutchen	32 Jack	33 Rivers	34 Hamilton
at Chattanooga	15-5-2	0-0-1	0-1-0	0-4-0	19-6-4	16-2-4	10-3-0	8-5-2	INJ	0-2-0	0-0-0	0-2-1	2-1-0
at Nebraska	14-9-4	0-0-0	0-0-0	5-1-1	7-5-0	4-3-0	4-5-1	4-3-0	INJ	4-2-0	3-0-0	3-3-1	0-0-0
at Duke	10-5-1	DNP	13-4-2	2-2-0	13-4-0	0-1-1	2-2-0	11-2-3	INJ	4-1-1	DNP	0-2-1	2-1-0
Wisconsin	11-5-4	DNP	15-5-1	2-3-0	6-1-0	6-5-4	18-8-1	10-2-1	INJ	0-1-0	0-1-0	0-2-0	2-2-0
Alabama A&M	3-7-9	0-2-0	3-3-1	2-3-1	12-6-2	13-3-0	10-6-0	4-3-3	INJ	2-0-0	0-0-0	0-0-2	11-8-0
at Saint Mary's	15-5-7	DNP	5-4-0	8-3-0	20-2-1	9-9-0	5-2-1	6-2-4	INJ	5-2-1	DNP	3-4-2	0-2-0
vs. Cal State Fullerton	12-7-10	DNP	8-8-3	5-1-2	15-4-1	14-8-2	7-8-1	0-0-0	INJ	6-3-1	DNP	2-1-0	DNP
UT Martin	11-7-0	0-1-0	2-6-0	0-3-2	5-2-1	4-3-0	18-3-2	INJ	INJ	8-1-1	0-3-0	2-1-4	7-3-0
Houston	13-3-4	DNP	8-8-2	0-0-0	14-6-0	4-13-2	0-4-0	INJ	INJ	12-5-0	0-0-0	0-2-0	0-2-0
Jacksonville	13-6-6	0-1-0	10-3-1	0-0-0	20-4-1	4-1-3	15-9-0	INJ	INJ	9-7-2	2-0-0	2-1-2	0-2-0
Troy	37-11-11	DNP	2-6-1	DNP	34-6-0	3-6-1	22-11-0	INJ	INJ	3-8-3	12-4-1	0-0-0	0-4-0
vs. Princeton	13-2-4	0-1-0	4-5-0	0-0-0	10-5-0	5-5-0	21-6-0	INJ	INJ	0-5-0	4-1-0	0-1-0	2-2-0
vs. Coppin State	16-7-5	0-0-0	10-5-0	0-0-0	16-3-2	4-4-7	15-10-1	INJ	INJ	7-4-1	5-1-3	9-2-2	0-0-0
Kentucky	12-4-2	DNP	7-4-0	DNP	20-3-0	1-8-3	11-6-1	0-0-0	INJ	8-5-1	0-3-1	4-2-4	DNP
at Texas A&M	20-4-7	DNP	2-3-0	DNP	13-1-1	10-2-1	6-6-0	5-1-0	INJ	2-2-1	DNP	0-0-1	0-0-0
Ole Miss	23-8-7	0-1-0	3-1-0	0-0-0	28-5-0	6-9-2	14-6-1	INJ	INJ	13-3-0	2-1-1	2-3-2	2-2-3
Auburn	0-2-3	DNP	0-2-0	DNP	14-2-1	0-3-0	12-6-1	INJ	INJ	4-14-1	4-1-0	5-1-0	0-0-0
at South Carolina	7-3-3	DNP	8-4-1	DNP	5-3-0	2-2-2	16-4-0	INJ	INJ	7-2-0	0-3-0	4-2-0	1-0-0
at Kentucky	21-4-2	2-0-0	4-3-1	DNP	DNP	4-9-4	6-5-0	INJ	INJ	10-7-0	3-0-0	7-5-1	0-0-0
Georgia	2-0-1	DNP	6-5-2	DNP	16-6-4	4-2-1	16-9-1	INJ	INJ	4-4-1	2-1-0	16-1-2	3-3-0
at Florida	12-4-3	DNP	0-0-0	DNP	21-8-2	4-5-2	20-10-0	INJ	INJ	10-6-1	0-1-3	0-1-2	0-1-0
Tennessee	18-1-2	DNP	2-1-0	DNP	11-4-0	2-2-1	6-4-1	INJ	INJ	2-7-0	DNP	9-4-3	4-2-0
at Missouri	8-5-4	DNP	0-2-0	0-0-0	3-6-2	10-4-1	12-5-0	INJ	INJ	8-13-0	0-0-0	18-2-1	0-0-0
at Arkansas	15-8-3	DNP	3-3-0	DNP	12-2-0	0-5-1	11-4-0	INJ	INJ	3-3-1	0-0-0	9-4-3	2-3-0
Texas A&M	10-4-3	0-1-0	2-0-1	DNP	3-3-1	9-6-0	19-9-0	INJ	INJ	0-3-0	0-1-0	3-3-3	0-2-0
Mississippi State	11-6-6	DNP	0-2-0	DNP	19-3-1	1-5-3	18-15-1	INJ	INJ	2-4-0	DNP	18-1-3	3-0-0
at Vanderbilt	21-6-5	DNP	0-0-0	DNP	16-3-0	5-0-2	18-6-0	INJ	INJ	4-8-0	0-0-0	0-2-6	2-2-0
at Auburn	18-9-2	DNP	0-2-0	DNP	12-4-2	2-1-0	22-6-0	INJ	INJ	5-5-0	0-0-0	6-6-5	0-1-0
LSU	14-7-4	DNP	0-0-0	DNP	15-0-1	6-4-1	14-10-0	INJ	INJ	7-4-0	9-0-0	12-0-0	1-3-0
vs. LSU	18-7-4	DNP	0-0-1	DNP	27-6-2	6-2-0	5-10-0	INJ	INJ	3-5-2	3-0-0	3-2-1	0-2-0

GAME-BY-GAME HIGHS

Opponent	Result	Points	Rebounds	Assists	Steals	Blocked Shots
at Chattanooga	L, 70-82	Shafontaye Myers, 19	Shafontaye Myers, 6	Nikki Hegstetter, 4 Shafontaye Myers, 4	Daisha Simmons, 3	Nikki Hegstetter, 1
at Nebraska	L, 48-62	Daisha Simmons, 14	Daisha Simmons, 9	Daisha Simmons, 4	Daisha Simmons, 4	Nikki Hegstetter, 1
at Duke	L, 57-92	Khadijah Carter, 13 Shafontaye Myers, 13	Daisha Simmons, 5	Karyla Middlebrook, 3	Daisha Simmons, 3 Daisha Simmons, 3	Daisha Simmons, 3
Wisconsin	W, 70-62	Ashley Williams, 18	Ashley Williams, 8	Nikki Hegstetter, 4 Daisha Simmons, 4	Daisha Simmons, 5	Nikki Hegstetter, 1
Alabama A&M	W, 60-32	Nikki Hegstetter, 13	Daisha Simmons, 7	Daisha Simmons, 9	Khadijah Carter, 3	Daisha Simmons, 3
at Saint Mary's	L, 76-86	Shafontaye Myers, 20	Nikki Hegstetter, 9	Daisha Simmons, 7	Daisha Simmons, 3	Nikki Hegstetter, 2
vs. Cal State Fullerton	W, 69-54	Shafontaye Myers, 15	Three with 8	Daisha Simmons 10	Daisha Simmons, 4	Nikki Hegstetter, 2
UT Martin	L, 57-75	Ashley Williams, 18	Daisha Simmons, 7	Sharin Rivers, 4	Five with 2	Three with 1
Houston	W, 51-44	Shafontaye Myers, 14	Nikki Hegstetter, 13	Daisha Simmons, 4	Khadijah Carter, 3	Nikki Hegstetter, 2
Jacksonville	W, 75-62	Shafontaye Myers, 20	Ashley Williams, 9	Daisha Simmons, 6	Daisha Simmons, 3	Oceana Hamilton, 3
Troy	W, 113-105 ^{OT}	Daisha Simmons, 37	Daisha Simmons, 11 Ashley Williams, 11	Daisha Simmons, 11	Shafontaye Myers, 2	Khadijah Carter, 3
vs. Princeton	L, 59-79	Ashley Williams, 21	Ashley Williams, 6	Daisha Simmons, 4	Four with 1	Khadijah Carter, 3
vs. Coppin State	W, 82-60	Shafontaye Myers, 16 Daisha Simmons, 16	Ashley Williams, 10	Nikki Hegstetter, 7	Four with 1	None
Kentucky	L, 63-85	Shafontaye Myers, 20	Nikki Hegstetter, 8	Sharin Rivers, 4	Nikki Hegstetter, 2 Sharin Rivers, 2	Khadijah Carter, 3
at Texas A&M	L, 58-73	Daisha Simmons, 20	Ashley Williams, 6	Daisha Simmons, 7	Daisha Simmons, 3	Two with 1
Ole Miss	W, 93-79	Shafontaye Myers, 28	Nikki Hegstetter, 9	Daisha Simmons, 7	Shafontaye Myers, 4	Two with 1
Auburn	L, 39-61	Shafontaye Myers, 14	Briana Hutchen, 14	Daisha Simmons, 3	Shafontaye Myers, 4	Three with 1
at South Carolina	L, 51-77	Ashley Williams, 16	Khadijah Carter, 4 Ashley Williams, 4	Sharin Rivers, 4	Three with 2	Three with 1
at Kentucky	W, 57-55	Daisha Simmons, 21	Nikki Hegstetter, 9	Nikki Hegstetter, 4	Nikki Hegstetter, 3	Two with 1
Georgia	W, 69-66	Three with 16	Ashley Williams, 9	Shafontaye Myers, 4	Shafontaye Myers, 2	Oceana Hamilton, 2
at Florida	L, 67-75	Shafontaye Myers, 21	Ashley Williams, 10	Two with 3	Daisha Simmons, 3	Two with 1
Tennessee	L, 54-64	Daisha Simmons, 18	Briana Hutchen, 7	Sharin Rivers, 3	Sharin Rivers, 2	Two with 1
at Missouri	W, 59-56	Sharin Rivers, 18	Briana Hutchen, 13	Daisha Simmons, 4	Sharin Rivers, 3	Three with 1
at Arkansas	L, 55-75	Daisha Simmons, 15	Daisha Simmons, 8	Two with 3	Seven with 1	Two with 1
Texas A&M	L, 46-71	Ashley Williams, 19	Ashley Williams, 9	Two with 3	Brittany Jack, 2	Nikki Hegstetter, 1
Mississippi State	W, 72-64 ^{OT}	Shafontaye Myers, 19	Ashley Williams, 15	Daisha Simmons, 6	Daisha Simmons, 5	Ashley Williams, 3
at Vanderbilt	W, 66-62	Daisha Simmons, 21	Briana Hutchen, 8	Sharin Rivers, 6	Shafontaye Myers, 2	Two with 1
at Auburn	L, 65-70 ^{2OT}	Ashley Williams, 22	Daisha Simmons, 9	Sharin Rivers, 5	Shafontaye Myers, 6	Two with 1
LSU	W, 78-60	Shafontaye Myers, 15	Ashley Williams, 10	Daisha Simmons, 4	Two with 4	Oceana Hamilton, 1
vs. LSU	L, 65-78	Shafontaye Myers, 27	Ashley Williams, 10	Daisha Simmons, 4	Sharin Rivers, 4	Nikki Hegstetter, 1

2013-14 REVIEW

GAME 29

RV/No. 23 LSU 60
ALABAMA 78

March 2, 2014 • Tuscaloosa, Ala.
Foster Auditorium • 2,536

Shafontaye Myers paced Alabama with 15 points on her Senior Day to lift the Crimson Tide over No. 23 LSU, 78-60, Sunday at Foster Auditorium. With the Crimson Tide's first win against LSU since the 2002 season, Alabama finished out its regular season at 14-15, while the Tigers dropped to 18-11. Both teams finished at 7-9 in Southeastern Conference play.

With her first free throw at the 11:43 mark of the second half, the senior from Newbern, Ala., reached the 1,000 point mark for her career, becoming the 24th member of the Tide's 1,000 point club, and the first to reach that milestone since Ericka Russell in 2012.

Freshman forward Ashley Williams finished with 14 points and 10 rebounds to put together her fifth double-double of the season. Junior guard Daisha Simmons added 14 points and seven rebounds, and junior guard Sharin Rivers scored 12 points while shooting 50 percent (4-of-8) from the field.

The first half featured back-and-forth play from the two squads, with neither team gaining much separation until the Tide went up seven with 3:53 left in the half. With five lead changes and four instances of a tied score, Alabama took a five-point lead into the half behind 45 percent (13-of-29) shooting from the field and 60 percent (6-of-10) shooting from three-point land.

After two LSU free throws to start the second half, the Tide broke the game open on a 12-1 run to take a 14-point advantage. Alabama forced 25 turnovers to hold LSU to 26 points in the second half, the fewest the Tigers scored in the second half all season. Coupled with a season-high 27 free throws made in 40 second-half trips to the foul line, the Tide outscored the Tigers by 13 in the second half to come away with the victory.

LSU										60	
Player	FG	3FG	FT	R	TP	A	MIN				
McKinney*	1-2	0-0	0-0	2	2	1	19				
Plaisance*	7-17	0-5	12-14	9	26	1	36				
Kenney*	2-8	2-8	2-2	3	8	1	29				
Harden*	4-10	0-3	0-2	0	8	1	22				
Ballard*	0-4	0-1	4-4	2	4	0	26				
Youngblood	0-0	0-0	0-0	1	0	0	2				
Pedersen	1-3	0-1	0-0	1	2	0	9				
Rhodes	0-1	0-0	0-0	1	0	0	4				
Moncrief	1-2	0-1	2-2	4	4	0	19				
Hill	2-4	0-0	0-0	4	4	0	20				
Boykin	1-3	0-0	0-1	4	2	2	14				
TEAM								6			
Totals	19-54	2-19	20-25	37	60	6	200				
Half (34)											Final
FG%	.429 (9-21)										.352
3FG%	.250 (2-8)										.105
FT%	1.00 (14-14)										.800

ALABAMA										78	
Player	FG	3FG	FT	R	TP	A	MIN				
Hegstetter*	1-2	0-0	4-6	4	6	1	17				
Williams*	2-15	0-0	10-16	10	14	0	35				
Simmons*	4-12	2-3	4-4	7	14	4	38				
Myers*	3-9	1-2	8-12	0	15	1	22				
Rivers*	4-8	3-7	1-2	0	12	0	38				
Carter	0-1	0-1	0-0	0	0	0	5				
Hutchen	2-3	0-0	3-4	4	7	0	16				
Jack	2-2	2-2	3-4	0	9	0	16				
Hamilton	0-0	0-0	1-2	3	1	0	13				
TEAM								13			
Totals	18-52	8-15	34-50	41	78	6	200				
Half (39)											Final
FG%	.448 (13-29)										.346
3FG%	.600 (6-10)										.533
FT%	.700 (7-10)										.680

Fouls: UA 20 (Hegstetter, 5), LSU 30 (Two, 5). Turnovers: UA 18 (Williams, 6), LSU 24 (Plaisance, 6). Blocks: UA 1 (Hamilton, 1), LSU 11 (Plaisance, 9). Steals: UA 12 (Two, 4), LSU 8 (Ballard, 3).

GAME 30

RV/RV LSU 78
ALABAMA 65

March 6, 2014 • Duluth, Ga.
Arena at Gwinnett Center • 3,152

The women's basketball team fell 78-65 in the second round of the 2014 Southeastern Conference Women's Basketball Tournament on Thursday night at The Arena at Gwinnett Center. With the loss, the Crimson Tide dipped to 14-16 overall, while the win lifted the Tigers to 19-11 on the season.

Senior Shafontaye Myers led all scorers with 27 points, including the first 14 for the Tide. She was joined in double figures by junior Daisha Simmons with 18. Freshman Ashley Williams collected a team-high 10 rebounds. LSU was led by its trio of seniors as Shanece McKinney, Theresa Plaisance and Jeanne Kenney combined for 46 points and 24 rebounds.

Alabama led early on, thanks to back-to-back three-pointers from Myers, but LSU would go on to take its first lead at the 13:29 mark, 8-6. On the Tide's next possession Myers would deliver again, hitting her third shot in a row from downtown. Alabama remained in front until the 9:47 mark when a jumper by freshman Raigyne Moncrief put the Tigers in front 16-14. LSU would lead by as many as eight in the half and took a 34-27 lead at the half.

The Tigers and Tide traded baskets over the first few possessions of the second half before a 13-2 run over a five-minute period put LSU in front, 58-38. Alabama made a late run to cut its biggest deficit of 25 down to 10 but would not come any closer.

For the game, Alabama shot 35.4 percent (23-65) compared to LSU's 50.8 percent (32-63) performance. The Tide also struggled with the ball, committing 20 turnovers in the game.

LSU										78	
Player	FG	3FG	FT	R	TP	A	MIN				
McKinney*	8-9	0-0	2-2	10	18	0	27				
Plaisance*	6-13	0-1	0-0	12	12	2	34				
Kenney*	6-11	2-5	2-2	2	16	4	27				
Harden*	1-11	0-5	1-1	1	3	3	23				
Ballard*	7-10	0-1	4-5	7	18	4	35				
Pedersen	2-4	1-1	2-2	1	7	0	20				
Rhodes	0-0	0-0	0-0	0	0	0	2				
Moncrief	2-5	0-0	0-0	2	4	2	14				
Hill	0-0	0-0	0-0	1	0	0	14				
Boykin	0-0	0-0	0-0	0	0	0	4				
TEAM								1			
Totals	32-63	3-13	11-12	37	78	15	200				
Half (34)											Final
FG%	.615 (16-26)										.508
3FG%	.200 (1-5)										.231
FT%	1.00 (1-1)										.917

ALABAMA										65	
Player	FG	3FG	FT	R	TP	A	MIN				
Hegstetter*	3-10	0-1	0-1	2	6	0	30				
Williams*	1-5	0-0	3-8	10	5	0	27				
Simmons*	8-23	2-6	0-0	7	18	4	38				
Myers*	8-15	6-11	5-6	6	27	2	38				
Rivers*	1-4	0-3	1-1	2	3	1	30				
Carter	0-1	0-1	0-0	0	0	1	6				
Hutchen	1-5	0-0	1-2	5	3	2	17				
Jack	1-1	1-1	0-0	0	3	0	8				
Hamilton	0-1	0-0	0-0	2	0	0	6				
TEAM								3			
Totals	23-65	9-23	10-18	37	65	10	200				
Half (27)											Final
FG%	.286 (8-28)										.354
3FG%	.364 (4-11)										.391
FT%	.875 (7-8)										.556

Fouls: UA 16 (Three, 3), LSU 22 (Moncrief, 5). Turnovers: UA 20 (Simmons, 5), LSU 15 (Ballard, 6). Blocks: UA 1 (Hegstetter, 1), LSU 8 (McKinney, 4). Steals: UA 10 (Rivers, 4), LSU 10 (Kenney, 3).

RECORDS & HISTORY

YEAR-BY-YEAR TEAM STATISTICS

Season	G	FG-FGA	FG%	3FG-FGA	3FG%	FT-FTA	FT%	REB	Avg	PF-fo	A	TO	BL	S	Pts	Avg
1974-75	25	722-2,066	.349	0-0	.000	294-521	.564	941	37.6	606-0	0	0	0	0	1,738	69.5
1975-76	22	664-1,530	.434	0-0	.000	261-499	.523	920	41.8	402-0	375	547	0	265	1,589	72.2
1976-77	28	881-2,145	.411	0-0	.000	347-581	.597	1245	44.5	664-0	332	638	0	254	2,109	75.3
1977-78	31	931-2,145	.434	0-0	.000	343-569	.603	1328	42.8	605-0	424	792	0	0	2,205	71.1
1978-79	26	752-1,684	.447	0-0	.000	468-681	.687	1098	42.2	531-0	166	458	48	170	1,972	75.8
1979-80	27	760-1,767	.430	0-0	.000	426-599	.711	1045	38.7	572-0	365	517	89	223	1,946	72.1
1980-81	33	1,031-2,330	.442	0-0	.000	427-634	.674	1300	39.4	563-20	636	555	107	305	2,489	75.4
1981-82	28	829-1,799	.461	0-0	.000	305-485	.629	1111	39.7	431-8	428	451	62	215	1,963	70.1
1982-83	29	818-1,896	.431	0-0	.000	401-628	.639	1198	41.3	537-0	351	471	76	233	2,037	70.2
1983-84	32	1,056-2,208	.478	0-0	.000	342-537	.637	1371	42.8	649-0	521	555	98	348	2,454	76.7
1984-85	28	880-1,826	.482	0-0	.000	386-595	.649	1144	40.9	530-17	420	578	68	305	2,146	76.6
1985-86	29	914-1,874	.488	0-0	.000	417-596	.700	1101	38.0	515-14	495	497	46	270	2,245	77.4
1986-87	29	897-1,903	.471	0-0	.000	462-744	.621	1168	40.3	621-17	437	532	53	337	2,256	77.8
1987-88	28	849-1,828	.464	40-141	.284	411-651	.631	1129	40.3	597-16	434	614	61	344	2,149	76.8
1988-89	29	836-1,875	.446	38-117	.325	417-629	.663	1316	45.4	612-14	391	618	47	226	2,127	73.3
1989-90	28	711-1,858	.383	104-324	.321	393-606	.649	1276	45.6	516-15	516	307	58	80	1,919	68.5
1990-91	29	761-1,755	.434	97-281	.345	550-803	.685	1224	42.2	561-15	450	580	60	276	2,169	74.8
1991-92	30	942-2,235	.421	248-765	.324	505-724	.698	1399	46.6	666-13	500	573	51	406	2,637	87.9
1992-93	31	970-2,232	.435	237-696	.341	511-736	.694	1393	44.9	645-11	546	590	92	411	2,688	86.7
1993-94	33	1,032-2,343	.440	223-691	.323	553-831	.665	1622	49.2	717-19	597	598	135	356	2,840	86.1
1994-95	31	934-2,228	.419	226-688	.328	500-705	.709	1471	47.5	575-15	518	522	103	285	2,594	83.7
1995-96	32	922-2,103	.438	179-524	.342	478-757	.631	1422	44.4	558-7	508	477	100	305	2,501	78.2
1996-97	32	890-2,137	.416	175-580	.302	555-824	.674	1551	48.5	587-10	484	511	121	318	2,510	78.4
1997-98	34	948-2,100	.451	198-552	.359	503-752	.669	1415	41.6	618-11	560	542	144	257	2,597	76.4
1998-99	31	837-1,916	.437	164-489	.335	565-821	.688	1350	43.5	627-7	442	586	122	265	2,403	77.5
1999-00	29	720-1,711	.421	122-417	.293	404-637	.634	1196	41.2	550-13	346	560	111	227	1,966	67.8
2000-01	31	698-1,673	.417	148-448	.330	446-678	.658	1155	37.3	610-23	409	590	102	188	1,990	64.2
2001-02	31	809-1,750	.462	191-476	.401	475-702	.677	1196	38.6	620-17	381	591	71	228	2,284	73.7
2002-03	28	644-1,642	.392	179-536	.334	298-437	.682	1095	39.1	525-12	322	468	88	145	1,765	63.0
2003-04	28	683-1,688	.405	169-529	.320	323-496	.651	1150	41.1	500-9	312	468	82	184	1,858	66.4
2004-05	29	676-1,754	.385	156-470	.332	432-651	.664	1189	41.0	590-15	300	499	114	206	1,940	66.9
2005-06	28	599-1,465	.409	94-323	.291	404-643	.628	1114	39.8	508-9	304	628	95	211	1,696	60.6
2006-07	30	668-1,651	.405	151-488	.309	317-468	.677	1142	38.1	594-9	371	736	65	313	1,804	60.1
2007-08	30	620-1,588	.390	98-342	.287	308-496	.621	1141	38.0	566-13	341	778	115	265	1,646	54.9
2008-09	30	714-1,899	.376	149-566	.263	327-494	.662	1228	40.9	546-9	400	529	105	207	1,904	63.5
2009-10	30	738-1,862	.396	128-438	.292	317-516	.614	1214	40.5	614-18	388	572	87	227	1,921	64.0
2010-11	33	795-2,108	.377	137-465	.295	452-709	.638	1278	38.7	667-17	375	551	95	353	2,179	66.0
2011-12	31	659-1,843	.358	103-400	.258	419-655	.640	1208	39.0	581-13	292	561	84	284	1,840	59.4
2012-13	31	724-2,134	.339	171-667	.256	394-632	.623	1229	39.6	567-10	352	490	115	334	2013	64.9
2013-14	30	694-1,782	.389	174-545	.319	382-604	.632	1140	38.0	525-7	341	479	91	222	1944	64.8

TEAM SCORING RECORDS

POINTS IN A SEASON

Season	GM	Avg	Points
1. 1993-94	33	86.1	2,840
2. 1992-93	31	86.7	2,688
3. 1991-92	30	87.9	2,637
4. 1997-98	34	76.4	2,597
5. 1994-95	31	78.2	2,594
6. 1996-97	32	78.4	2,510
7. 1995-96	32	78.2	2,501
8. 1980-81	33	75.4	2,489
9. 1983-84	32	76.7	2,454
10. 1998-99	31	77.5	2,403

POINTS IN A GAME

Date/Opponent	Points
1. Feb. 25, 1993 vs. Oral Roberts	122-52
2. March 18, 1995 vs. Duke	121-120 ^{4OT}
3. Dec. 29, 1994 vs. UNC-Asheville	119-46
Jan. 12, 1994 at Troy	119-43
5. Nov. 29, 1991 vs. Louisiana-Monroe	118-86
6. Dec. 18, 1992 vs. Grambling State	117-51
7. Dec. 20, 2014 vs. Troy	113-105 ^{OT}
8. Jan. 13, 1992 at Appalachian State	114-90
9. Dec. 15, 1992 vs. Austin Peay	111-79
10. Feb. 24, 1992 vs. Mississippi Valley State	110-51

MISCELLANEOUS SCORING RECORDS

MOST POINTS SCORED

Half	68 vs. Mississippi Valley State, second half (Feb. 24, 1992)
Game	122 vs. Oral Roberts (Feb. 25, 1993)
By Opponent - Regulation	110 by Tennessee (Jan. 6, 2011)
	110 by Mississippi State (Jan. 15, 1977)
By Opponent - Overtime	120 by Duke - four OTs (March 18, 1995)
Combined - Regulation	204 (118-86) vs. Louisiana Monroe (Nov. 29, 1991)
	204 (103-101) vs. Florida (Jan. 4, 1992)
	204 (114-90) vs. Appalachian State (Jan. 13, 1992)
Combined - Overtime	241 (121-120) vs. Duke - four OTs (March 18, 1995)
Home	122 vs. Oral Roberts (Feb. 25, 1993)
Away	119 vs. Troy (Jan. 12, 1994)
Season	2,840 in 33 games (1993-94)
Largest Margin of Victory	70 (122-52) vs. Oral Roberts (Feb. 25, 1993)
Highest Scoring Average in a Season	87.9 over 30 games (1991-92)

FEWEST POINTS SCORED

Game	34 vs. South Carolina (Feb. 9, 2003)
	34 vs. LSU (Jan. 11, 2009)
By Opponent	21 by Georgia State (Dec. 21, 1990)
Combined	82 (48-34) vs. South Carolina (Feb. 9, 2003)
Home	34 vs. South Carolina (Feb. 9, 2003)
Away	34 vs. LSU (Jan. 11, 2009)
Season	1,589 in 22 games (1975-76)
Loss Margin	65 (45-110) at Tennessee (Jan. 6, 2011)
Lowest Scoring Average in a Season	54.9 over 30 games (2007-08)

LARGEST MARGINS OF VICTORY

VS. ALL OPPONENTS

Date	Opponent	Score	Margin
Jan. 12, 1994	at Troy	119-43	+76
Dec. 29, 1994	vs. UNC-Asheville	119-46	+73
Feb. 25, 1993	Oral Roberts	122-52	+70
Dec. 3, 1993	Coppin State	98-31	+67
Dec. 18, 1992	Grambling State	117-51	+66
Dec. 29, 1983	at Queens College	113-47	+66
Nov. 30, 1990	Tuskegee	106-41	+65
Nov. 29, 1988	Tennessee State	107-43	+64
Jan. 31, 1996	Alabama State	105-42	+63
Dec. 2, 1997	Samford	104-43	+61
Jan. 17, 1976	Tuskegee	101-40	+61
Dec. 27, 1983	vs. Xavier	102-42	+60

VS. SEC OPPONENTS

Date	Opponent	Score	Margin
Feb. 9, 1997	South Carolina	87-38	+49
Feb. 21, 1999	Vanderbilt	102-59	+43
Feb. 6, 1997	Arkansas	102-61	+41
Jan. 13, 1996	Mississippi State	97-64	+33
Jan. 31, 1995	at LSU	90-60	+30

RECORDS & HISTORY

INDIVIDUAL SCORING RECORDS

CAREER LEADERS

POINTS

Name	Seasons	GM	Avg	Pts
1. Dominique Canty	1996-99	127	18.1	2,294
2. Niesa Johnson	1992-95	125	17.1	2,134
3. Carol Smith	1982-86	116	17.3	2,018
4. Yolanda Watkins	1993-97	125	14.2	1,778
5. Terri Hillard	1980-84	122	13.4	1,606
6. Tierney Jenkins	2008-11	122	12.6	1,535
7. Betsy Harris	1990-94	123	12.3	1,519
8. Shondra Johnson	1998-2002	115	12.1	1,411
9. Shalonda Enis	1995-97	64	20.5	1,309
10. Leslie Payne	1977-81	108	12.4	1,299

SCORING AVERAGE (min. 50 games)

Name	Seasons	GM	Pts	Avg
1. Shalonda Enis	1995-97	64	1,309	20.5
2. Cassandra Crumpton	1982-84	59	1,073	18.2
3. Dominique Canty	1995-99	127	2,294	18.1
Linda Burgess	1990-92	59	1,069	18.1
5. Carol Smith	1982-86	116	2,018	17.3
6. Niesa Johnson	1992-95	125	2,134	17.1
7. Yolanda Watkins	1993-97	125	1,778	14.2
8. Terri Hillard	1980-84	122	1,606	13.4
9. Tierney Jenkins	2008-11	122	1,535	12.6
Tracey Rutledge	1985-88	85	1,069	12.6

SINGLE-SEASON LEADERS

POINTS

Name	Season	GM	Avg	Pts
1. Shalonda Enis	1995-96	32	23.9	766
2. Dominique Canty	1997-98	34	21.5	732
3. Niesa Johnson	1994-95	31	21.1	653
4. Dominique Canty	1998-99	31	19.7	612
5. Linda Burgess	1991-92	30	20.3	610
6. Terri Hillard	1981-82	28	20.3	569
7. Carol Smith	1985-86	29	19.4	564
8. Cassandra Crumpton	1983-84	32	17.5	559
9. Shalonda Enis	1996-97	32	17.0	543
10. Cassandra Crumpton	1982-83	29	18.3	532

SCORING AVERAGE

Name	Season	GM	Pts	Avg
1. Shalonda Enis	1995-96	32	766	23.9
2. Dominique Canty	1997-98	34	732	21.5
3. Niesa Johnson	1994-95	31	653	21.1
4. Linda Burgess	1991-92	30	610	20.3
Terri Hillard	1981-82	28	569	20.3
6. Dominique Canty	1998-99	31	612	19.7
7. Julie Ellis	1974-75	25	490	19.6
8. Carol Smith	1985-86	29	561	19.4
9. Cassandra Crumpton	1982-83	29	532	18.3
10. Cassandra Crumpton	1983-84	32	559	17.5

GAME LEADERS

POINTS

Name	Date/Opponent	Points
1. Amy Lannom	Jan. 4, 1992 vs. Florida	38
2. Daisha Simmons	Dec. 20, 2013 vs. Troy	37
Linda Burgess	Dec. 2, 1991 vs. Loyola-Chicago	37
4. Shalonda Enis	Nov. 29, 1995 vs. East Tennessee State	35
5. Shafontaye Myers	Dec. 20, 2013 vs. Troy	34
Shalonda Enis	Dec. 17, 1995 vs. Georgia	34
Linda Burgess	Jan. 7, 1991 vs. UAB	34
Cassandra Crumpton	Jan. 22, 1983 vs. LSU	34
9. Varisia Raffington	Nov. 28, 2009 vs. CSU Bakersfield	33
LaToya Thomas	Feb. 7, 2002 vs. Miss. State	33
Dominique Canty	Jan. 31, 1999 vs. Tennessee	33
Shalonda Enis	Jan. 28, 1996 vs. Tennessee	33
Yolanda Watkins	March 18, 1995 vs. Duke	33
Niesa Johnson	Jan. 3, 1995 vs. East Tennessee State	33
Carol Smith	Nov. 22, 1985 vs. Tennessee State	33
Terri Hillard	Jan. 6, 1982 vs. Mississippi State	33

YEAR-BY-YEAR SCORING

Year	Name	Class.	Pos.	Games	Points	Avg.
1974-75	Julie Ellis	Jr.	F	25	490	19.6
1975-76	Julie Ellis	Sr.	F	22	332	15.1
1976-77	Ledeane Hutton	Fr.	G	27	300	11.1
1977-78	Sandra Murray	Soph.	C/F	31	437	14.1
1978-79	Anne Cale	Soph.	C	24	344	14.3
1979-80	Glenda Boss	Jr.	F	20	268	13.4
1980-81	Leslie Payne	Sr.	C	33	410	12.4
1981-82	Terri Hillard	Soph.	G/F	28	569	20.3
1982-83	Cassandra Crumpton	Jr.	F	29	532	18.3
1983-84	Cassandra Crumpton	Sr.	F	32	559	17.5
1984-85	Carol Smith	Jr.	C	28	491	17.5
1985-86	Carol Smith	Sr.	C	29	564	19.5
1986-87	Cynthia McDougle	Jr.	F	29	467	16.1
1987-88	Tracey Rutledge	Jr.	G	28	407	14.5
1988-89	Laura Heard	Jr.	F	27	324	12.0
1989-90	Laura Heard	Sr.	F	20	246	12.3
1990-91	Linda Burgess	Jr.	F	29	459	15.8
1991-92	Linda Burgess	Sr.	F	30	610	20.3
1992-93	Niesa Johnson	Soph.	G	31	499	16.1
1993-94	Yolanda Watkins	Soph.	F/C	33	496	15.0
	Niesa Johnson	Jr.	G	33	494	15.0
1994-95	Niesa Johnson	Sr.	G	31	685	21.1
1995-96	Shalonda Enis	Jr.	F/C	32	766	23.9
1996-97	Shalonda Enis	Sr.	F/C	32	543	17.0
1997-98	Dominique Canty	Jr.	G	34	732	21.5
1998-99	Dominique Canty	Sr.	G	31	612	19.7
1999-00	Shondra Johnson	Soph.	G	27	344	12.7
2000-01	Shondra Johnson	Jr.	G	27	361	13.4
2001-02	Shondra Johnson	Sr.	G	30	445	14.8
2002-03	Beth Vice	Sr.	G	28	349	12.5
2003-04	Monique Bivens	Jr.	G	28	402	14.4
2004-05	Monique Bivens	Sr.	G	29	350	12.1
2005-06	Navonda Moore	Jr.	G	27	338	12.5
2006-07	Navonda Moore	Sr.	G	29	395	13.6
2007-08	Tierney Jenkins	Fr.	F	30	354	11.8
2008-09	Tierney Jenkins	Soph.	F	30	333	11.1
2009-10	Tierney Jenkins	Jr.	F	29	337	11.6
2010-11	Tierney Jenkins	Sr.	F	33	511	15.5
2011-12	Jasmine Robinson	Soph.	G	31	353	11.4
2012-13	Daisha Simmons	Soph.	G	30	384	12.4
2013-14	Shafontaye Myers	Sr.	G	29	426	14.7

MOST POINTS IN A SEASON BY CLASS

Freshman:	488 - Niesa Johnson (1991-92)
Sophomore:	571 - Terri Hillard (1981-82)
Junior:	766 - Shalonda Enis (1995-96)
Senior:	653 - Niesa Johnson (1994-95)

MOST POINTS IN A GAME BY CLASS

Freshman:	34 - Linda Burgess at UAB (Jan. 7, 1991)
Sophomore:	30 - Ericka Russell vs. Georgia (March 4, 2010)
	30 - Michelle Smith vs. Tennessee State (Nov. 29, 1988)
Junior:	37 - Daisha Simmons vs. Troy (Dec. 20, 2013)
Senior:	38 - Amy Lannom vs. Florida (Jan. 4, 1992)

FIELD GOAL RECORDS

TEAM RECORDS

FIELD GOALS MADE

Game: 51 vs. Queens College (Dec. 29, 1983)

Season: 1,056 (1983-84)

FIELD GOALS ATTEMPTED

Game: 114 vs. Duke (March 18, 1995)

Season: 2,343 (1993-94)

FIELD GOAL PERCENTAGE

Game: .672 (37-55) vs. UAH (Jan. 9, 1986)

Season: .488; 914-1874 (1985-86)

CAREER LEADERS

FIELD GOALS MADE

Name	Seasons	GM	FGA	FGM
1. Dominique Canty	1995-99	127	1,628	828
Carol Smith	1982-86	116	1,498	828
3. Niesa Johnson	1991-95	125	1,775	716
4. Yolanda Watkins	1992-97	125	1,459	688
5. Terri Hillard	1980-84	122	1,442	662
6. Tierney Jenkins	2008-11	122	1,336	592
7. Cynthia McDougle	1984-89	113	1,034	532
8. Laura Vaughn	1987-91	113	1,273	518
9. Leslie Payne	1977-81	108	1,065	517
10. Shalonda Enis	1995-97	64	1,084	498

FIELD GOALS ATTEMPTED

Name	Seasons	GM	FGM	FGA
1. Niesa Johnson	1991-95	125	716	1,775
2. Dominique Canty	1995-99	127	828	1,628
3. Carol Smith	1982-86	116	828	1,498
4. Yolanda Watkins	1992-97	125	688	1,459
5. Terri Hillard	1980-84	122	662	1,442
6. Tierney Jenkins	2008-11	122	592	1,336
7. Laura Vaughn	1987-91	113	518	1,273
8. Betsy Harris	1990-94	123	494	1,243
9. Ericka Russell	2008-12	109	414	1,170
10. Shalonda Enis	1995-97	64	498	1,084

FIELD GOAL PERCENTAGE (min. 300 att.)

Name	Seasons	FGM	FGA	Pct
1. DeeDee Davis	1983-87	283	509	.556
2. Carol Smith	1982-86	828	1,498	.553
3. Linda Burgess	1990-92	438	802	.546
4. Laura Heard	1986-90	402	750	.536
5. Stacey Franklin	1988-92	200	374	.535
6. Gwen Hackett	1975-77	203	385	.527
7. LaNisha Cartwell	1998-02	419	810	.517
8. Justina Smith	1983-84	166	322	.516
9. Cynthia McDougle	1984-89	532	1,034	.515
10. Dominique Canty	1995-99	828	1,628	.509

SINGLE-SEASON LEADERS

FIELD GOALS MADE

Name	Season	GM	FGA	FGM
1. Shalonda Enis	1995-96	32	629	296
2. Dominique Canty	1997-98	34	506	262
3. Cassandra Crumpton	1983-84	32	515	256
4. Linda Burgess	1991-92	30	445	252
5. Terri Hillard	1981-82	28	467	237
6. Carol Smith	1985-86	29	414	231
7. Cassandra Crumpton	1982-83	29	510	227
8. Carol Smith	1983-84	30	393	217
Julie Ellis	1974-75	25	502	217
10. Niesa Johnson	1994-95	31	497	216

FIELD GOALS ATTEMPTED

Name	Season	GM	FGM	FGA
1. Shalonda Enis	1995-96	32	296	629
2. Cassandra Crumpton	1983-84	32	256	515
3. Sandra Murray	1977-78	31	191	507
4. Dominique Canty	1997-98	34	262	506
5. Julie Ellis	1974-75	25	217	502
6. Niesa Johnson	1994-95	31	216	497
7. Cassandra Crumpton	1982-83	29	227	488
8. Tierney Jenkins	2010-11	33	200	476
9. Terri Hillard	1981-82	28	237	467
10. Niesa Johnson	1991-92	30	165	465

FIELD GOAL PERCENTAGE (min. 100 att.)

Name	Season	FGM	FGA	Pct
1. Cynthia McDougle	1984-85	106	186	.566
2. Michelle Smith	1988-89	101	173	.584
3. DeeDee Davis	1983-84	105	182	.577
4. DeeDee Davis	1986-87	80	139	.576
5. Stacey Franklin	1991-92	62	108	.574
6. Laura Heard	1987-88	121	212	.571
7. Stacey Franklin	1988-89	66	116	.569
8. Courtney Strauthers	2007-08	71	125	.568
Linda Burgess	1991-92	252	444	.568
Michelle Smith	1987-88	84	148	.568

SINGLE-GAME LEADERS

FIELD GOALS MADE

Name	Date/Opponent	FGM
1. Shalonda Enis	Nov. 29, 1995 vs. ETSU	16
Cassandra Crumpton	Jan. 22, 1983 vs. LSU	16
Linda Burgess	Dec. 2, 1991 vs. Loyola	16
4. Dominique Canty	Jan. 31, 1999 vs. Tennessee	15
5. Varisia Raffington	Nov. 28, 2009 vs. CSU Bakersfield	14
Dominique Canty	March 15, 1996 vs. App. State	14
Shalonda Enis	Dec. 2, 1995 vs. Richmond	14
Linda Burgess	March 19, 1992 vs. Tenn. Tech	14
Carol Smith	Nov. 22, 1985 vs. Tenn. State	14
Carol Smith	Jan. 7, 1984 vs. Georgia State	14
Cassandra Crumpton	Dec. 28, 1983 vs. St. John's	14
Carol Smith	Jan. 16, 1983 vs. Notre Dame	14
Terri Hillard	Jan. 25, 1982 vs. UAB	14
Terri Hillard	Jan. 6, 1982 vs. Miss. State	14
Donna Conway	Dec. 12, 1981 vs. Idaho State	14

FIELD GOALS ATTEMPTED

Name	Date/Opponent	FGA
1. Julie Ellis	Jan. 14, 1975 vs. Talladega	31
2. Shalonda Enis	Feb. 19, 1996 vs. Vanderbilt	29
Shalonda Enis	Feb. 17, 1996 vs. Florida	29
4. Shafontaye Myers	Nov. 19, 2012 vs. North Texas	28
Niesa Johnson	Feb. 26, 1994 vs. Ole Miss	28
Cassandra Crumpton	Jan. 22, 1983 vs. LSU	28
Terri Hillard	Jan. 25, 1982 vs. UAB	28
8. Niesa Johnson	March 18, 1995 vs. Duke	27
Niesa Johnson	Jan. 26, 1992 vs. Tennessee	27
10. Monique Bivens	Feb. 29, 2004 vs. Miss. State	26
Tracey Rutledge	Dec. 31, 1987 vs. N.M. State	26
Cassandra Crumpton	Jan. 1, 1984 vs. Auburn	26
Donna Conway	Dec. 5, 1981 vs. Georgia State	26

FIELD GOAL PERCENTAGE (min. 7 att.)

Name	Date/Opponent	Pct
1. Laura Heard	Jan. 15, 1988 vs. Ark. St.	1.000 (9-9)
Shondra Johnson	Nov. 17, 2000 vs. Samford	1.000 (7-7)
Latrish Jones	Jan. 17, 1999 vs. Miss. St.	1.000 (7-7)
Betsy Harris	Feb. 20, 1993 vs. Arkansas	1.000 (7-7)
Camillia Crenshaw	Jan. 5, 1993 vs. Xavier	1.000 (7-7)
Sissy Braden	Nov. 30, 1986 vs. Georgia	1.000 (7-7)
7. Jamilah Johns	Jan. 4, 2003 at Houston	.889 (8-9)
Beth Vice	Nov. 30, 2002 vs. SFA	.889 (8-9)
9. Ashley Williams	Jan. 26, 2014 vs. Georgia	.875 (7-8)
10. Briana Hutchen	Jan. 12, 2014 vs. Ole Miss	.857 (6-7)

RECORDS & HISTORY

THREE-POINT FIELD GOAL RECORDS

TEAM RECORDS

THREE-POINT FIELD GOALS MADE

Game: 14 vs. MVSU (Jan. 8, 1992),
vs. Loyola Chicago (Feb. 3, 1993)

Season: 248 (1991-92)

THREE-POINT FIELD GOALS ATTEMPTED

Game: 39 vs. MVSU (Jan. 8, 1992)

Season: 765 (1991-92)

THREE-POINT FIELD GOAL PERCENTAGE

Game (min. eight made):

.600 (12-20) vs. Stephen F. Austin (Nov. 30, 2002)

Season: .401; 191-476 (2001-02)

INDIVIDUAL RECORDS

CAREER LEADERS

THREE-POINT FIELD GOALS MADE

Name	Seasons	Pct	3FGA	3FG
1. Betsy Harris	1990-94	.373	729	272
2. Beth Vice	1998-03	.376	719	270
3. Niesa Johnson	1991-95	.348	761	265
4. Ericka Russell	2008-12	.299	709	212
5. Shafontaye Myers	2010-14	.304	693	211
6. Brittney Ezell	1994-98	.313	642	201
7. Monique Bivens	2001-05	.352	548	193
8. Nicole Carruth	1996-01	.396	399	158
9. Katie Sipe	2001-05	.360	425	153
10. Kate Mastin	2002-07	.356	404	144

THREE-POINT FIELD GOALS ATTEMPTED

Name	Seasons	Pct	3FG	3FGA
1. Niesa Johnson	1991-95	.348	265	761
2. Betsy Harris	1990-94	.373	272	729
3. Beth Vice	1998-03	.376	270	719
4. Ericka Russell	2008-12	.299	212	709
5. Shafontaye Myers	2010-14	.304	211	693
6. Brittney Ezell	1994-98	.313	201	642
7. Monique Bivens	2001-05	.352	193	548
8. Katie Sipe	2001-05	.360	153	425
Madonna Thompson	1991-95	.336	143	425
10. Amy Lannom	1988-92	.341	141	414

THREE-POINT FIELD GOAL PERCENTAGE (min. 200 att.)

Name	Seasons	3FG	3FGA	Pct
1. Nicole Carruth	1996-02	158	399	.396
2. Beth Vice	1998-03	270	719	.376
3. Betsy Harris	1990-94	272	729	.373
4. Leah Goss	1993-98	180	489	.368
5. Katie Sipe	2001-05	153	425	.360
6. Kate Mastin	2002-07	144	404	.356
7. Monique Bivens	2001-05	193	548	.352
8. Niesa Johnson	1991-95	265	761	.348
9. Pam Duncan	1994-98	96	279	.344
10. Amy Lannom	1988-92	141	414	.341

SINGLE-SEASON LEADERS

THREE-POINT FIELD GOALS MADE

Name	Season	Pct	3FGA	3FG
1. Betsy Harris	1993-94	.348	264	91
2. Betsy Harris	1992-93	.428	208	89
3. Beth Vice	2001-02	.434	198	86
4. Shafontaye Myers	2013-14	.396	212	84
5. Shafontaye Myers	2012-13	.279	287	80
6. Niesa Johnson	1991-92	.329	231	76
7. Ericka Russell	2010-11	.366	205	75
Niesa Johnson	1994-95	.375	200	75
9. Beth Vice	2002-03	.362	199	72
10. Beth Vice	2000-01	.348	201	70
Brittney Ezell	1997-98	.338	207	70

THREE-POINT FIELD GOALS ATTEMPTED

Name	Season	Pct	3FG	3FGA
1. Shafontaye Myers	2012-13	.279	80	287
2. Betsy Harris	1993-94	.348	91	264
3. Niesa Johnson	1991-92	.329	76	231
4. Shafontaye Myers	2013-14	.396	84	212
5. Betsy Harris	1992-93	.428	89	208
6. Brittney Ezell	1997-98	.338	70	207
7. Ericka Russell	2010-11	.366	75	205
8. Kaundra Williams	1998-99	.309	63	204
9. Beth Vice	2000-01	.348	70	201
10. Niesa Johnson	1994-95	.375	75	200

THREE-POINT FIELD GOAL PERCENTAGE (min. 100 att.)

Name	Season	3FG	3FGA	Pct
1. Beth Vice	2001-02	86	198	.434
2. Betsy Harris	1992-93	89	208	.428
3. Leah Goss	1995-96	49	121	.405
4. Katie Sipe	2001-02	47	117	.402
5. Shafontaye Myers	2013-14	84	212	.396
6. Betsy Harris	1990-91	43	109	.394
7. Nicole Carruth	1998-99	43	110	.391
8. Nicole Carruth	2000-01	45	116	.388
9. Monique Bivens	2002-03	53	138	.384
10. Leah Goss	1997-98	62	164	.378

SINGLE GAME LEADERS

THREE-POINT FIELD GOALS MADE

Name	Date/Opponent	3FG
1. Ericka Russell	Feb. 27, 2011 at Arkansas	8
Kate Mastin	Nov. 25, 2006 vs. CS Northridge	8
Beth Vice	Nov. 30, 2002 vs. S. F. Austin	8
Brittney Ezell	Jan. 11, 1998 vs. Arkansas	8
Betsy Harris	Feb. 16, 1994 vs. Auburn	8
Amy Lannom	Jan. 4, 1992 vs. Florida	8
7. Shafontaye Myers	Jan. 24, 2013 vs. Auburn	7
Monique Bivens	Dec. 29, 2002 vs. Bucknell	7
Katie Sipe	Feb. 24, 2002 vs. LSU	7
Beth Vice	March 15, 2001 vs. Memphis	7
Nicole Carruth	Feb. 18, 1998 vs. Ga. Southern	7
Betsy Harris	Feb. 16, 1994 vs. Auburn	7

THREE-POINT FIELD GOALS ATTEMPTED

Name	Date/Opponent	3FG
1. Shafontaye Myers	Nov. 19, 2012 vs. North Texas	21
2. Niesa Johnson	March 18, 1995 vs. Duke	18
3. Brittney Ezell	Jan. 11, 1998 vs. Arkansas	17
Betsy Harris	Jan. 16, 1994 vs. Florida	17
5. Shafontaye Myers	Nov. 17, 2012 vs. UAPB	16
6. Shafontaye Myers	Jan. 24, 2013 vs. Auburn	15
Kate Mastin	Jan. 5, 2006 vs. Florida	15
Betsy Harris	Jan. 30, 1994 vs. LSU	15
Niesa Johnson	Jan. 13, 1992 vs. App. State	15
Amy Lannom	Jan. 4, 1992 vs. Florida	15

THREE-POINT FIELD GOAL PERCENTAGE (min. 5 attempts)

Name	Date/Opponent	Pct
1. Brittney Ezell	Dec. 29, 1994 vs. UNC-Ash.	1.000 (5-5)
Niesa Johnson	Dec. 20, 1991 vs. Houston	1.000 (5-5)
3. Beth Vice	Nov. 30, 2002 vs. S.F. Austin	.889 (8-9)
4. Nicole Carruth	Feb. 18, 1998 vs. Ga. Southern	.875 (7-8)
5. Katie Sipe	Feb. 29, 2004 vs. Miss. St.	.857 (6-7)
Nicole Carruth	Feb. 27, 1998 vs. S. Carolina	.857 (6-7)
7. Shafontaye Myers	Dec. 17, 2013 vs. Jacksonville	.800 (4-5)
Shafontaye Myers	Jan. 13, 2013 vs. Ole Miss	.800 (4-5)
Kate Mastin	Nov. 25, 2006 vs. CS North.	.800 (8-10)
Kate Mastin	Dec. 1, 2005 vs. Ala. A&M	.800 (4-5)

FREE THROW RECORDS

TEAM RECORDS

FREE THROWS MADE

Game: 45 vs. Alabama State (Nov. 27, 1990)

Season: 565 (1998-99)

FREE THROWS ATTEMPTED

Game: 56 vs. Alabama State (Nov. 27, 1990)

Season: 831 (1993-94)

FREE-THROW PERCENTAGE

Game: 100.0 (20-20) vs. Clemson (Dec. 19, 1992)

Season: .771; 426-599 (1979-80)

INDIVIDUAL RECORDS

CAREER LEADERS

FREE THROWS MADE

Name	Seasons	Pct	FTA	FT
1. Dominique Canty	1995-99	.718	875	628
2. Shondra Johnson	1999-02	.720	742	534
3. Niesa Johnson	1992-95	.776	562	437
4. Yolanda Watkins	1993-97	.711	530	377
5. Carol Smith	1982-86	.639	556	355
6. Tierney Jenkins	2008-11	.693	502	348
7. Terri Hillard	1980-84	.563	536	302
8. Navonda Moore	2003-07	.715	369	264
9. Betsy Harris	1990-94	.768	340	261
10. Shalonda Enis	1995-97	.690	364	251
Stacey Franklin	1988-92	.747	336	251

FREE THROWS ATTEMPTED

Name	Seasons	Pct	FT	FTA
1. Dominique Canty	1995-99	.718	628	875
2. Shondra Johnson	1999-02	.720	534	742
3. Niesa Johnson	1991-95	.776	437	562
4. Carol Smith	1982-86	.639	355	556
5. Terri Hillard	1980-84	.563	302	536
6. Yolanda Watkins	1992-97	.711	377	530
7. Tierney Jenkins	2008-11	.693	348	502
8. Navonda Moore	2003-07	.715	264	369
9. Shalonda Enis	1995-97	.690	251	364
10. Brittney Ezell	1994-98	.666	227	341

FREE THROW PERCENTAGE (min. 200 att.)

Name	Seasons	FT	FTA	Pct
1. Sandra Rushing	1982-86	168	209	.804
2. Kate Mastin	2003-07	191	244	.783
3. Niesa Johnson	1991-95	437	562	.778
4. Marverly Nettles	2004-06	174	226	.770
5. Betsy Harris	1990-94	261	340	.768
6. Amy Lannom	1988-92	213	282	.755
7. Kelly Holland	1978-82	153	203	.754
8. Stacey Franklin	1988-92	251	336	.747
9. Tracey Rutledge	1985-88	176	238	.739
10. Leslie Payne	1977-81	252	347	.726

SINGLE-SEASON LEADERS

FREE THROWS MADE

Name	Season	Pct	FTA	FT
1. Dominique Canty	1997-98	.752	270	203
2. Dominique Canty	1998-99	.767	236	181
3. Shondra Johnson	2001-02	.741	243	180
4. Shondra Johnson	2000-01	.717	205	147
5. Niesa Johnson	1994-95	.820	178	146
6. Shalonda Enis	1995-96	.684	212	145
7. Dominique Canty	1996-97	.661	218	144
8. Shondra Johnson	1999-00	.669	169	113
9. Tierney Jenkins	2010-11	.721	154	111
Marverly Nettles	2004-05	.766	145	111

MOST FREE THROWS MADE BY CLASS

Freshman: 109 - Yolanda Watkins (1992-93)

Sophomore: 144 - Dominique Canty (1996-97)

Junior: 203 - Dominique Canty (1997-98)

Senior: 181 - Dominique Canty (1998-99)

FREE THROWS ATTEMPTED

Name	Season	Pct	FT	FTA
1. Dominique Canty	1997-98	.752	203	270
2. Shondra Johnson	2001-02	.741	180	243
3. Dominique Canty	1998-99	.767	181	236
4. Dominique Canty	1996-97	.661	144	218
5. Shalonda Enis	1995-96	.684	145	212
6. Shondra Johnson	2000-01	.717	147	205
7. Ashley Williams	2013-14	.588	107	182
8. Niesa Johnson	1994-95	.820	146	178
9. Shondra Johnson	1999-00	.669	113	169
10. Linda Burgess	1991-92	.635	106	167

FREE THROW PERCENTAGE (min. 50 att.)

Name	Season	FT	FTA	Pct
1. Margaret Fisher	1976-77	48	54	.889
2. Kate Mastin	2006-07	61	69	.884
3. Sandra Rushing	1984-85	46	53	.868
4. Cassandra Crumpton	1982-83	78	91	.857
5. Anne Cale	1977-78	49	59	.831
6. Niesa Johnson	1994-95	146	178	.820
Camillia Crenshaw	1993-94	41	50	.820
8. Sandra Rushing	1985-86	76	95	.800
9. Niesa Johnson	1992-93	108	136	.794
10. Donna Conway	1981-82	57	72	.792

BEST FREE THROW PERCENTAGE BY CLASS

Freshman: .831 - Anne Cale (1977-78)

Sophomore: .889 - Margaret Fisher (1976-77)

Junior: .868 - Sandra Rushing (1984-85)

Senior: .884 - Kate Mastin (2006-07)

SINGLE GAME LEADERS

FREE THROWS MADE

Name	Date/Opponent	FT
1. Shondra Johnson	Dec. 2, 2001 vs. Providence	16
2. Daisha Simmons	Dec. 20, 2013 vs. Troy	14
Shondra Johnson	March 12, 1999 vs. Grambling	14
4. Beth Vice	Jan. 26, 2003 vs. Ole Miss	13
Shondra Johnson	Jan. 6, 2002 vs. Kentucky	13
Dominique Canty	Dec. 1, 1999 vs. South Ala.	13
Shalonda Enis	Dec. 30, 1995 vs. W. Kentucky	13
Yolanda Watkins	Feb. 13, 1994 vs. Kentucky	13
Yolanda Watkins	Dec. 5, 1992 vs. La. Tech	13
Stacey Franklin	Feb. 17, 1991 vs. Alabama State	13

MOST FREE THROWS MADE BY CLASS

Freshman: 14 - Shondra Johnson (March 12, 1999)

Sophomore: 13 - Yolanda Watkins (Feb. 13, 1994)

Junior: 14 - Daisha Simmons (Dec. 20, 2013)

Senior: 16 - Shondra Johnson (Dec. 2, 2001)

FREE THROWS ATTEMPTED

Name	Date/Opponent	FT
1. Shondra Johnson	Dec. 20, 2000 vs. Creighton	19
2. Shondra Johnson	Dec. 2, 2001 vs. Providence	18
Dominique Canty	Dec. 27, 1996 vs. Grambling	18
4. Daisha Simmons	Dec. 20, 2013 vs. Troy	17
Shondra Johnson	Nov. 24, 2000 vs. California	17
Linda Burgess	Dec. 17, 1992 vs. Austin Peay	17
Sandra Murray	Jan. 23, 1978 vs. Jacksonville St.	17
8. Ashley Williams	March 2, 2014 vs. LSU	16
Shondra Johnson	Feb. 7, 2002 vs. Mississippi State	16
Shondra Johnson	Feb. 3, 2002 vs. Arkansas	16
Shondra Johnson	Nov. 27, 1999 vs. Drake	16
Shondra Johnson	March 12, 1999 vs. Grambling	16
Dominique Canty	Feb. 1, 1998 vs. Tennessee	16
Yolanda Watkins	Feb. 13, 1994 vs. Kentucky	16

FREE THROW PERCENTAGE (min. 10 att.)

Name	Date/Opponent	Pct
1. Dominique Canty	Dec. 1, 1998 vs. South Ala.	1.000 (13-13)
Yolanda Watkins	Dec. 11, 1993 vs. La. Tech	1.000 (13-13)
Yolanda Watkins	Dec. 5, 1992 vs. La. Tech	1.000 (12-12)
Betsy Harris	Feb. 9, 1991 vs. Florida	1.000 (12-12)
Shondra Johnson	Jan. 27, 2000 vs. Kentucky	1.000 (10-10)
Camillia Crenshaw	Feb. 28, 1994 vs. Troy	1.000 (10-10)
Betsy Harris	Dec. 17, 1991 vs. Austin Peay	1.000 (10-10)
Lisa DePriest	Feb. 10, 1980 vs. LSU	1.000 (10-10)
9. Kaneisha Horn	Feb. 21, 2013 vs. Mississippi St.	.900 (9-10)
10. Daisha Simmons	Dec. 20, 2013 vs. Troy	.824 (14-17)

BEST FREE-THROW PERCENTAGE BY CLASS

Freshman: 1.000 (12-12) - Yolanda Watkins (Dec. 5, 1992)

1.000 (12-12) - Betsy Harris (Feb. 9, 1991)

Sophomore: 1.000 (13-13) - Yolanda Watkins (Dec. 11, 1993)

1.000 (10-10) - Betsy Harris (Dec. 17, 1991)

Junior: 1.000 (10-10) - Lisa DePriest (Feb. 10, 1980)

Senior: 1.000 (13-13) - Dominique Canty (Dec. 1, 1998)

1.000 (10-10) - Shondra Johnson (Jan. 27, 2000)

1.000 (10-10) - Camillia Crenshaw (Feb. 28, 1994)

RECORDS & HISTORY

RECORDS & HISTORY

1,000 POINT CLUB



DOMINIQUE CANTY (5-10 • GUARD/FORWARD • CHICAGO, ILL.) - 2,294 POINTS

YEAR	GP-GS	FG-FGA	PCT	3FG-FGA	PCT	FT-FTA	PCT	REB-AVG	A	B	S	PTS-AVG
1995-96	31-20	176-332	.530	0-7	.000	100-151	.662	210-6.8	75	15	55	452-14.6
1996-97	31-29	177-345	.513	0-5	.000	144-218	.661	226-7.3	90	13	52	498-16.1
1997-98	34-33	262-506	.518	5-24	.208	203-270	.752	241-7.1	164	16	43	732-21.5
1998-99	31-31	213-445	.479	5-16	.313	181-236	.767	232-7.5	130	9	70	612-19.8
TOTAL	127-113	828-1,628	.509	10-52	.192	628-875	.718	909-7.2	459	53	220	2,294-18.1



NIESA JOHNSON (5-9 • GUARD • CLINTON, MISS.) - 2,134 POINTS

YEAR	GP-GS	FG-FGA	PCT	3FG-FGA	PCT	FT-FTA	PCT	REB-AVG	A	B	S	PTS-AVG
1991-92	30-29	165-464	.356	76-231	.329	82-111	.739	212-7.1	151	6	86	488-16.3
1992-93	31-31	165-395	.418	61-173	.353	108-136	.794	167-5.4	226	13	95	499-16.1
1993-94	33-33	170-419	.406	53-160	.331	101-137	.737	181-5.5	237	15	93	494-15.0
1994-95	31-31	216-497	.435	75-200	.375	146-178	.820	185-6.0	186	13	76	653-21.1
TOTAL	125-124	716-1,775	.403	265-764	.347	437-562	.778	745-6.0	800	47	350	2,134-17.1



CAROL SMITH (6-2 • CENTER • MILAN, TENN.) - 2,018 POINTS

YEAR	GP-GS	FG-FGA	PCT	3FG-FGA	PCT	FT-FTA	PCT	REB-AVG	A	B	S	PTS-AVG
1982-83	29-NA	191-349	.547	--	--	89-156	.571	267-9.2	23	33	39	471-16.2
1983-84	30-NA	217-393	.552	--	--	68-93	.731	222-7.4	33	14	53	502-16.7
1984-85	28-26	189-342	.553	--	--	103-161	.640	283-10.1	29	17	44	481-17.2
1985-86	29-28	231-414	.558	--	--	102-166	.614	304-10.5	29	18	43	564-19.4
TOTAL	116-NA	828-1,498	.553	--	--	362-576	.628	1,076-9.3	114	82	179	2,018-17.4



YOLANDA WATKINS (6-2 • FORWARD/CENTER • DECATUR, ALA.) - 1,778 POINTS

YEAR	GP-GS	FG-FGA	PCT	3FG-FGA	PCT	FT-FTA	PCT	REB-AVG	A	B	S	PTS-AVG
1992-93	31-24	174-400	.435	1-18	.056	109-147	.741	270-8.7	17	40	44	458-14.8
1993-94	33-32	194-362	.536	1-3	.333	107-164	.652	322-9.8	27	68	48	496-15.0
1994-95	30-28	190-390	.487	14-27	.519	85-121	.702	277-9.2	21	40	28	479-16.0
1996-97	31-29	130-307	.423	9-40	.225	76-98	.776	227-7.3	22	39	23	345-11.1
TOTAL	125-113	688-1,459	.472	25-88	.284	377-530	.711	1,096-8.8	87	187	143	1,778-14.2



TERRI HILLARD (5-10 • FORWARD • MEMPHIS, TENN.) - 1,630 POINTS

YEAR	GP-GS	FG-FGA	PCT	3FG-FGA	PCT	FT-FTA	PCT	REB-AVG	A	B	S	PTS-AVG
1980-81	33-5	150-330	.455	--	--	75-135	.556	187-5.7	35	29	42	375-11.4
1981-82	28-28	237-466	.509	--	--	95-165	.576	232-8.3	32	27	43	569-20.4
1982-83	29-29	171-394	.434	--	--	88-159	.553	260-9.0	47	21	30	430-15.0
1983-84	32-32	104-252	.413	--	--	48-86	.558	157-4.9	144	14	58	256-8.0
TOTAL	122-94	662-1,442	.459	--	--	306-545	.561	836-6.9	258	91	173	1,630-13.4

1,000 POINT CLUB



TIERNEY JENKINS (6-0 • FORWARD • MT. JULIET, TENN.) - 1,535 POINTS

YEAR	GP-GS	FG-FGA	PCT	3FG-FGA	PCT	FT-FTA	PCT	REB-AVG	A	B	S	PTS-AVG
2007-08	30-26	140-310	.452	1-5	.200	73-110	.664	200-6.7	15	20	53	354-11.8
2008-09	30-9	124-284	.437	2-7	.286	83-118	.703	222-7.4	38	15	48	333-11.1
2009-10	29-21	128-266	.481	0-0	.000	81-120	.675	264-9.1	40	14	49	337-11.6
2010-11	33-33	200-476	.420	0-3	.000	111-154	.721	350-10.6	53	30	94	511-15.5
TOTAL	122-89	592-1,336	.443	3-15	.200	348-502	.693	1,036-8.5	146	79	244	1,535-12.6



BETSY HARRIS (5-10 • GUARD • DECATUR, MISS.) - 1,522 POINTS

YEAR	GP-GS	FG-FGA	PCT	3FG-FGA	PCT	FT-FTA	PCT	REB-AVG	A	B	S	PTS-AVG
1990-91	29-22	105-277	.379	43-109	.394	83-107	.776	16-0.6	54	2	35	336-11.6
1991-92	30-6	108-289	.374	49-148	.331	64-82	.780	76-2.5	43	0	37	329-11.0
1992-93	31-31	125-292	.428	89-208	.428	48-62	.774	109-3.5	40	2	44	387-12.5
1993-94	33-33	156-385	.405	91-264	.345	66-89	.742	98-3.0	50	3	29	470-14.2
TOTAL	123-92	494-1,243	.397	273-729	.373	261-340	.768	299-2.4	187	7	145	1,522-12.4



SHONDRA JOHNSON (5-9 • GUARD • NEW ORLEANS, LA.) - 1,411 POINTS

YEAR	GP-GS	FG-FGA	PCT	3FG-FGA	PCT	FT-FTA	PCT	REB-AVG	A	B	S	PTS-AVG
1998-99	31-12	80-158	.506	7-21	.333	94-125	.752	92-8.4	116	7	37	261-8.4
1999-00	27-25	114-224	.509	3-15	.200	113-169	.669	137-5.1	143	5	45	344-12.7
2000-01	27-25	106-224	.473	2-15	.133	147-205	.717	104-3.9	137	7	50	361-13.4
2001-02	30-30	130-256	.508	5-21	.238	180-243	.741	145-4.8	131	1	47	445-14.8
TOTAL	115-92	430-862	.499	17-72	.236	534-742	.720	478-4.2	527	20	179	1,411-12.3



SHALONDA ENIS (6-1 • FORWARD/CENTER • CELESTE, TEXAS) - 1,309 POINTS

YEAR	GP-GS	FG-FGA	PCT	3FG-FGA	PCT	FT-FTA	PCT	REB-AVG	A	B	S	PTS-AVG
1995-96	32-32	296-629	.471	29-89	.326	145-212	.684	305-9.5	60	35	66	766-23.9
1996-97	32-29	202-455	.444	33-93	.355	106-152	.697	284-8.9	79	21	47	543-17.0
TOTAL	64-61	498-1,084	.459	62-182	.341	251-364	.690	589-9.2	139	56	113	1,309-20.5



LESLIE PAYNE (6-2 • CENTER • PENSACOLA, FLA.) - 1,286 POINTS

YEAR	GP-GS	FG-FGA	PCT	3FG-FGA	PCT	FT-FTA	PCT	REB-AVG	A	B	S	PTS-AVG
1977-78	27-NA	132-267	.494	--	--	37-57	.649	184-6.8	12	0	0	301-11.1
1978-79	21-NA	80-160	.500	--	--	65-88	.739	180-8.6	11	17	13	225-10.7
1979-80	27-NA	144-312	.462	--	--	62-82	.756	209-7.7	41	43	25	350-13.0
1980-81	33-NA	161-326	.494	--	--	88-120	.733	236-7.2	36	50	28	410-12.4
TOTAL	108-NA	517-1,065	.485	--	--	252-347	.726	809-7.5	100	110	66	1,286-11.9

RECORDS & HISTORY

1,000 POINT CLUB



CYNTHIA McDOUGLE (6-0 • FORWARD • WAYNESBORO, MISS.) - 1,261 POINTS

YEAR	GP-GS	FG-FGA	PCT	3FG-FGA	PCT	FT-FTA	PCT	REB-AVG	A	B	S	PTS-AVG
1984-85	27-20	109-186	.586	--	--	32-51	.627	143-5.3	3	6	40	250-9.3
1985-86	29-25	110-211	.521	--	--	63-93	.677	166-5.7	4	1	12	283-9.7
1986-87	29-29	194-362	.536	--	--	79-116	.681	148-5.1	6	7	37	467-16.1
1988-89	28-28	120-275	.433	0-0	.000	21-35	.600	112-4.0	27	5	8	261-9.3
TOTAL	113-102	533-1,034	.515	0-0	.000	195-295	.661	569-5.0	40	19	97	1,261-11.2



LAURA VAUGHN (6-1 • FORWARD • KINGSFORT, TENN.) - 1,260 POINTS

YEAR	GP-GS	FG-FGA	PCT	3FG-FGA	PCT	FT-FTA	PCT	REB-AVG	A	B	S	PTS-AVG
1987-88	28-12	158-399	.396	0-3	.000	48-64	.750	170-6.1	12	11	33	364-13.0
1988-89	28-13	114-265	.430	8-29	.276	25-37	.676	129-4.6	36	8	24	261-9.3
1989-90	28-15	113-304	.372	37-114	.325	37-54	.685	172-6.1	20	10	22	300-10.7
1990-91	29-15	133-305	.436	17-70	.243	52-72	.722	193-6.7	64	9	28	335-11.6
TOTAL	113-55	518-1,273	.407	62-216	.287	162-227	.714	664-5.9	132	38	107	1,260-11.2



BETH VICE (5-11 • GUARD • MT. STERLING, KY.) - 1,211 POINTS

YEAR	GP-GS	FG-FGA	PCT	3FG-FGA	PCT	FT-FTA	PCT	REB-AVG	A	B	S	PTS-AVG
1998-99	26-0	61-175	.349	42-121	.347	14-15	.933	53-2.0	32	4	21	178-6.8
2000-01	30-11	104-279	.373	70-201	.348	35-46	.761	79-2.6	55	1	26	313-10.4
2001-02	31-31	127-302	.421	86-198	.434	31-35	.886	126-4.1	80	4	40	371-12.0
2002-03	28-19	114-292	.390	72-199	.362	49-62	.790	113-4.0	68	12	23	349-12.5
TOTAL	115-61	406-1048	.387	270-719	.376	129-158	.816	371-3.2	235	21	110	1,211-10.5



NAVONDA MOORE (5-10 • GUARD/FORWARD • JACKSON, MISS.) - 1,185 POINTS


YEAR	GP-GS	FG-FGA	PCT	3FG-FGA	PCT	FT-FTA	PCT	REB-AVG	A	B	S	PTS-AVG
2003-04	23-3	81-191	.424	7-30	.233	46-64	.719	83-3.6	29	2	42	215-9.3
2004-05	29-12	80-198	.404	17-44	.386	60-86	.698	112-3.9	20	5	23	237-8.2
2005-06	27-19	114-289	.394	24-85	.282	86-123	.699	129-4.8	51	10	49	338-12.5
2006-07	29-26	143-357	.401	37-129	.287	72-96	.750	119-4.1	49	12	61	395-13.6
TOTAL	108-60	418-1,035	.404	85-288	.295	264-369	.715	443-4.1	149	29	175	1,185-11.0



MONIQUE BIVENS (5-9 • GUARD • ALABASTER, ALA.) - 1,174 POINTS

YEAR	GP-GS	FG-FGA	PCT	3FG-FGA	PCT	FT-FTA	PCT	REB-AVG	A	B	S	PTS-AVG
2001-02	31-0	70-150	.467	27-56	.482	23-37	.622	92-3.0	13	6	15	190-6.1
2002-03	28-18	80-227	.352	53-138	.384	19-30	.633	87-3.1	17	5	17	232-8.3
2003-04	28-13	143-372	.384	55-183	.301	61-80	.763	136-4.9	21	3	25	402-14.4
2004-05	29-23	122-326	.374	58-171	.339	48-68	.706	109-3.8	28	5	22	350-12.1
TOTAL	116-54	415-1,075	.386	193-548	.352	151-215	.702	424-3.7	79	19	79	1,174-10.1

1,000 POINT CLUB



ERICKA RUSSELL (5-7 • GUARD • TUSCALOOSA, ALA.) - 1,170 POINTS

YEAR	GP-GS	FG-FGA	PCT	3FG-FGA	PCT	FT-FTA	PCT	REB-AVG	A	B	S	PTS-AVG
2008-09	30-25	106-312	.340	57-204	.279	35-47	.745	75-2.5	32	5	30	304-10.1
2009-10	27-21	112-322	.348	46-183	.251	38-55	.691	83-3.1	38	6	33	308-11.4
2010-11	33-33	130-338	.385	75-105	.366	42-59	.712	82-2.5	53	10	53	377-11.4
2011-12	19-19	66-198	.333	34-117	.291	15-22	.682	40-2.1	19	0	26	181-9.5
TOTAL	109-98	414-1,170	.354	212-609	.348	130-183	.710	280-2.6	142	21	142	1,170-10.7



GLENDA BOSS (5-10 • GUARD • TENNILLE, GA.) - 1,168 POINTS

YEAR	GP-GS	FG-FGA	PCT	3FG-FGA	PCT	FT-FTA	PCT	REB-AVG	A	B	S	PTS-AVG
1977-78	28-NA	130-263	.494	--	--	40-68	.588	189-6.8	21	0	0	300-10.7
1978-79	17-NA	84-166	.506	--	--	53-77	.688	112-6.6	2	2	10	221-13.0
1979-80	20-NA	111-234	.474	--	--	46-61	.754	138-6.9	18	3	24	268-13.4
1980-81	32-27	164-355	.462	--	--	51-73	.699	171-5.3	19	3	36	379-11.8
TOTAL	97-NA	489-1018	.480	--	--	190-279	.681	610-6.3	60	8	70	1,168-12.0



CASSANDRA CRUMPTON (5-11 • GUARD • ORRVILLE, ALA.) - 1,091 POINTS

YEAR	GP-GS	FG-FGA	PCT	3FG-FGA	PCT	FT-FTA	PCT	REB-AVG	A	B	S	PTS-AVG
1982-83	29-29	227-510	.455	--	--	78-91	.857	211-7.3	74	6	60	532-18.3
1983-84	32-31	256-515	.497	--	--	47-66	.712	185-5.8	62	5	82	559-17.5
TOTAL	61-60	483-1,025	.471	--	--	125-157	.796	396-6.5	136	11	142	1,091-17.9



LINDA BURGESS (6-1 • FORWARD • MADISON, ALA.) - 1,069 POINTS

YEAR	GP-GS	FG-FGA	PCT	3FG-FGA	PCT	FT-FTA	PCT	REB-AVG	A	B	S	PTS-AVG
1990-91	29-28	186-358	.520	0-0	.000	87-134	.649	228-7.9	29	21	45	459-15.8
1991-92	30-29	252-444	.568	0-0	.000	106-167	.635	247-8.2	14	26	47	610-20.3
TOTAL	59-57	438-802	.546	0-0	.000	193-301	.641	475-8.1	43	47	92	1,069-18.1



TRACEY RUTLEDGE (5-6 • GUARD • HULL, GA.) - 1,069 POINTS

YEAR	GP-GS	FG-FGA	PCT	3FG-FGA	PCT	FT-FTA	PCT	REB-AVG	A	B	S	PTS-AVG
1985-86	29-10	97-238	.408	--	--	21-32	.656	63-2.2	68	7	29	215-7.4
1986-87	28-23	184-428	.430	--	--	79-102	.775	69-2.5	91	8	53	447-16.0
1987-88	28-28	149-376	.395	33-105	.314	76-104	.724	83-3.0	109	8	49	407-14.5
TOTAL	85-63	430-1,042	.413	33-105	.314	176-238	.739	215-2.5	269	23	131	1,069-12.6

RECORDS & HISTORY

1,000 POINT CLUB



LANISHA CARTWELL (6-2 • CENTER • MONTEVALLO, ALA.) - 1,066 POINTS

YEAR	GP-GS	FG-FGA	PCT	3FG-FGA	PCT	FT-FTA	PCT	REB-AVG	A	B	S	PTS-AVG
1998-99	30-0	40-84	.476	0-0	.000	22-38	.579	48-1.6	6	17	7	102-3.4
1999-00	29-22	97-186	.522	0-0	.000	51-82	.622	139-4.8	7	18	17	245-8.4
2000-01	31-28	142-276	.514	0-0	.000	73-99	.737	189-6.1	19	24	6	357-11.5
2001-02	31-30	140-264	.530	0-0	.000	82-117	.701	154-5.0	11	16	11	362-11.7
TOTAL	121-80	419-810	.517	0-0	.000	228-336	.679	530-4.4	43	75	41	1,066-8.8



SHAFONTAYE MYERS (5-8 • GUARD • NEWBERN, ALA.) - 1,030 POINTS

YEAR	GP-GS	FG-FGA	PCT	3FG-FGA	PCT	FT-FTA	PCT	REB-AVG	A	B	S	PTS-AVG
2010-11	25-0	39-120	.325	21-85	.247	17-24	.708	28-1.1	17	0	11	116-4.6
2011-12	27-2	56-196	.286	26-109	.239	17-26	.654	77-2.9	34	0	46	155-5.7
2012-13	31-13	116-378	.308	80-287	.279	21-29	.724	74-2.4	21	4	41	333-10.7
2013-14	29-22	148-384	.385	84-212	.396	46-65	.708	113-3.9	29	3	43	426-14.7
TOTAL	112-37	359-1078	.333	211-693	.304	101-144	.701	292-2.6	101	7	141	1,030-9.2



BRITTNEY EZELL (5-5 • GUARD • FRANKLIN, TENN.) - 1,024 POINTS

YEAR	GP-GS	FG-FGA	PCT	3FG-FGA	PCT	FT-FTA	PCT	REB-AVG	A	B	S	PTS-AVG
1994-95	31-26	58-182	.319	35-121	.289	59-86	.686	97-3.1	77	3	23	210-6.8
1995-96	32-31	81-249	.325	53-170	.312	46-77	.597	84-2.6	180	0	46	261-8.2
1996-97	31-30	50-188	.266	43-144	.299	37-50	.750	66-2.2	143	1	41	180-5.8
1997-98	34-34	109-294	.371	70-207	.338	85-128	.664	106-3.1	220	2	56	373-11.0
TOTAL	128-120	298-913	.326	201-642	.313	227-341	.666	353-2.8	620	6	166	1,024-8.0



LAURA HEARD (5-9 • FORWARD • ELBERTON, GA.) - 1,015 POINTS

YEAR	GP-GS	FG-FGA	PCT	3FG-FGA	PCT	FT-FTA	PCT	REB-AVG	A	B	S	PTS-AVG
1986-87	27-0	51-91	.560	--	--	36-56	.642	105-3.8	5	1	20	138-5.1
1987-88	28-27	121-212	.571	0-0	.000	65-91	.714	198-7.1	14	5	31	307-11.0
1988-89	27-24	127-239	.531	0-0	.000	70-99	.707	270-10.0	5	3	23	324-12.0
1989-90	20-20	103-208	.495	0-0	.000	40-60	.667	149-7.5	10	16	15	246-12.3
TOTAL	102-71	402-750	.536	0-0	.000	211-306	.690	722-7.1	34	25	89	1,015-10.0

REBOUND RECORDS

REBOUNDS, GAME

1.	27	Tierney Jenkins	Nov. 21, 2009 at Belmont
2.	24	Leslie Payne	Feb. 23, 1979 vs. UAB
3.	22	Carol Smith	Jan. 6, 1986 vs. UAB
4.	21	Michelle Smith	Feb. 13, 1990 vs. Mississippi State
	21	Laura Heard	Jan. 30, 1989 vs. Florida State
6.	20	Carol Smith	Dec. 1, 1982 vs. Memphis
7.	19	Monique Bivins	Dec. 5, 2004 vs. UT-San Antonio
	19	Carol Smith	Feb. 5, 1986 vs. Georgia
9.	18	Erin Hogue	Nov. 26, 2011 vs. Louisiana Tech
	18	Michelle Smith	Jan. 23, 1991 vs. Tuskegee
	18	Laura Heard	Feb. 17, 1989 vs. Kentucky
	18	Carol Smith	Dec. 1, 1984 vs. Mississippi College
	18	Carol Smith	Jan. 7, 1984 vs. Georgia State

REBOUNDS, SEASON

1.	350	Tierney Jenkins	2008-11
2.	320	Yolanda Watkins	1993-94
3.	309	Carol Smith	1985-86
4.	305	Shalonda Enis	1995-96
5.	291	Sandra Murray	1977-78
6.	284	Shalonda Enis	1996-97
7.	278	Carol Smith	1984-85
8.	270	Laura Heard	1988-89
9.	267	Yolanda Watkins	1992-93
10.	264	Tierney Jenkins	2008-11
	264	Sylvia Akers	1981-82
12.	262	Justina Smith	1983-84
13.	253	LaToya Caudle	1998-99
14.	250	Carol Smith	1982-83
15.	247	Linda Burgess	1991-92
	247	Terri Hillard	1982-83

YEAR-BY-YEAR REBOUNDING LEADERS

1974-75	Julie Ellis	9.7
1975-76	Mary Hudgins	9.9
1976-77	Mary Hudgins	8.2
1977-78	Sandra Murray	9.4
1978-79	Leslie Payne	8.6
1979-80	Leslie Payne	7.7
1980-81	Leslie Payne	7.2
1981-82	Sylvia Akers	9.4
1982-83	Carol Smith	9.2
1983-84	Justina Smith	9.2
1984-85	Carol Smith	10.1
1985-86	Carol Smith	10.5
1986-87	Cynthia McDougle	5.1
1987-88	Laura Heard	5.1
1988-89	Laura Heard	7.1
1989-90	Laura Heard	10.0
1990-91	Linda Burgess	7.9
1991-92	Linda Burgess	8.2
1992-93	Yolanda Watkins	8.7
1993-94	Yolanda Watkins	9.8
1994-95	Yolanda Watkins	9.2
1995-96	Shalonda Enis	9.5
1996-97	Shalonda Enis	8.9
1997-98	Dominique Canty	7.1

1997-98	Tausha Mills	7.1
1998-99	LaToya Caudle	8.2
1999-00	Joni Crenshaw	5.6
2000-01	LaNisha Cartwell	6.1
2001-02	LaNisha Cartwell	5.0
2002-03	Jamilah Jones	7.8
2003-04	Dee Merriweather	7.6
2004-05	Dee Merriweather	6.8
2005-06	Dee Merriweather	8.4
2006-07	Talisha Chandler	6.6
2007-08	Talisha Chandler	7.3
2008-09	Tierney Jenkins	7.4
2009-10	Tierney Jenkins	9.1
2010-11	Tierney Jenkins	10.6
2011-12	Meghan Perkins	5.4
2012-13	Kaneisha Horn	5.4
2013-14	Ashley Williams	6.6

REBOUNDS PER GAME, SEASON

1.	10.7	Carol Smith	1985-86
2.	10.6	Tierney Jenkins	2010-11
3.	10.1	Carol Smith	1984-85
4.	10.0	Laura Heard	1988-89
5.	9.9	Mary Hudgins	1975-76
6.	9.7	Yolanda Watkins	1994-94
	9.7	Julie Ellis	1974-75
8.	9.5	Shalonda Enis	1995-96
9.	9.4	Sylvia Akers	1981-82
	9.4	Sandra Murray	1977-78

REBOUNDS PER GAME, CAREER

1.	9.3	Carol Smith	1982-86
2.	9.2	Shalonda Enis	1995-97
3.	8.7	Yolanda Watkins	1992-97
4.	8.5	Tierney Jenkins	2008-11
5.	8.2	Justina Smith	1983-84
6.	8.1	Linda Burgess	1990-92
7.	7.2	Dominique Canty	1995-99
	7.2	Leslie Payne	1977-81
9.	7.0	Laura Heard	1986-90
10.	6.9	Terri Hillard	1980-84

REBOUNDS, CAREER

1.	1,214	Yolanda Watkins	1992-97
2.	1,055	Carol Smith	1982-86
3.	1,036	Tierney Jenkins	2008-11
4.	909	Dominique Canty	1995-99
5.	823	Terri Hillard	1980-84
6.	809	Leslie Payne	1977-81
7.	757	Dee Merriweather	2002-06
8.	741	Niesa Johnson	1991-95
9.	664	Laura Vaughn	1987-91
10.	614	Latrish Jones	1995-99

RECORDS & HISTORY

ASSIST RECORDS

ASSISTS, GAME

1.	16	Shelly Pyles	Feb. 12, 1986 vs. Kentucky
2.	15	Niesa Johnson	March 5, 1994 vs. Ole Miss
3.	14	Niesa Johnson	March 18, 1995 vs. Duke
	14	Niesa Johnson	Jan. 18, 1993 vs. South Alabama
5.	13	Daleisha Carn	Dec. 3, 2008 vs. Sam Houston State
	13	Brittney Ezell	Jan. 18, 1998 vs. Mississippi State
	13	Brittney Ezell	Dec. 18, 1997 vs. UCLA
	13	Brittney Ezell	Feb. 3, 1996 vs. LSU
	13	Niesa Johnson	Feb. 6, 1993 vs. Mississippi State
	13	Niesa Johnson	Dec. 29, 1992 vs. Georgia Tech
	13	Amy Lannom	Feb. 9, 1991 vs. Florida

ASSISTS, SEASON

1.	237	Niesa Johnson	1993-94
2.	226	Niesa Johnson	1992-93
3.	220	Brittney Ezell	1997-98
4.	186	Niesa Johnson	1994-95
5.	180	Dominique Canty	1995-96
6.	165	Shelly Pyles	1986-87
7.	164	Dominique Canty	1997-98
8.	151	Niesa Johnson	1991-92
9.	145	Mary Beasley	1980-81
10.	144	Terri Hillard	1983-84

YEAR-BY-YEAR ASSIST LEADERS

1974-75	Leila Jones	3.9
1976-77	Mary Hudgins	3.2
1977-78	Beverly White	2.6
1978-79	Sandra Murray	1.5
1979-80	Susan Cunningham	3.2
1980-81	Mary Beasley	4.4
1981-82	Donna Conaway	2.9
	Kristie Snyder	2.9
1982-83	Lisa Leonard	2.6
1983-84	Terri Hillard	4.5
1984-85	Sandra Rushing	3.9
1985-86	Sandra Rushing	5.2
1986-87	Shelly Pyles	5.8
1987-88	Shelly Pyles	4.9
1988-89	Amy Lannom	4.1
1989-90	Amy Lannom	3.2
1990-91	Amy Lannom	4.4
1991-92	Niesa Johnson	5.0
1992-93	Niesa Johnson	7.3
1993-94	Niesa Johnson	7.2
1994-95	Niesa Johnson	6.0
1995-96	Brittney Ezell	5.6
1996-97	Brittney Ezell	4.6
1997-98	Brittney Ezell	6.5
1998-99	Dominique Canty	4.2
1999-00	Shondra Johnson	5.3
2000-01	Shondra Johnson	5.1
2001-02	Shondra Johnson	4.4
2002-03	Manisha Redus	4.7
2003-04	Manisha Redus	3.4
2004-05	Kate Mastin	2.5
2005-06	Leah Drury	2.4

2006-07	Nikki Davis	3.1
2007-08	Dedrea Magee	3.3
2008-09	Dedrea Magee	4.1
2009-10	Dedrea Magee	3.8
2010-11	LaToya King	2.8
2011-12	Khristin Lee	2.7
2012-13	Daisha Simmons	3.8
2013-14	Daisha Simmons	4.3

ASSISTS, CAREER

1.	800	Niesa Johnson	1991-95
2.	620	Brittney Ezell	1994-99
3.	525	Shondra Johnson	1999-02
4.	505	Shelly Pyles	1984-88
5.	459	Dominique Canty	1995-99
6.	441	Amy Lannom	1988-92
7.	368	Sandra Rushing	1982-86
8.	351	Dedrea Magee	2007-10
9.	280	Madonna Thompson	1991-95
10.	268	Tracey Rutledge	1985-88

ASSISTS PER GAME, SEASON

1.	7.3	Niesa Johnson	1992-93
2.	7.2	Niesa Johnson	1993-94
3.	6.5	Brittney Ezell	1997-98
4.	6.0	Niesa Johnson	1994-95
5.	5.7	Shelly Pyles	1986-87
6.	5.6	Brittney Ezell	1995-96
7.	5.2	Shondra Johnson	1999-00
8.	5.1	Shondra Johnson	2000-01
	5.1	Sandra Rushing	1985-86
10.	5.0	Niesa Johnson	1991-92

ASSISTS PER GAME, CAREER

1.	6.4	Niesa Johnson	1991-95
2.	4.8	Brittney Ezell	1994-99
3.	4.6	Shondra Johnson	1998-02
4.	4.4	Mary Beasley	1980-81
5.	4.3	Shelly Pyles	1984-88
6.	4.0	Daisha Simmons	2012-14
6.	3.9	Amy Lannom	1988-92
7.	3.8	Hazel Hall	1980-81
8.	3.6	Dominique Canty	1995-99
9.	3.4	Sandra Rushing	1982-86

STEALS, BLOCKS, GAMES RECORDS

STEALS, GAME

1.	9	Tierney Jenkins	Feb. 13, 2011 vs. Florida
	9	Dominique Canty	Feb. 21, 1999 vs. Vanderbilt
	9	Niesa Johnson	Feb. 20, 1993 vs. Arkansas
4.	8	LaToya King	Dec. 28, 2010 at Southern Miss
	8	Yolanda Watkins	Jan. 30, 1994 vs. LSU
	8	Niesa Johnson	Feb. 28, 1993 vs. Georgia
	8	Tina Moore	Feb. 8, 1988 vs. Middle Tennessee State
8.	7	Daisha Simmons	Nov. 17, 2012 vs. Arkansas-Pine Bluff
	7	Marverly Nettles	Nov. 22, 2004 vs. Middle Tennessee State
	7	Beth Vice	Dec. 29, 2001 vs. Middle Tennessee State
	7	Niesa Johnson	Jan. 18, 1994 vs. Mercer
	7	Shalonda Enis	Nov. 25, 1993 vs. Maine
	7	Stacey Franklin	Feb. 6, 1992 vs. Alabama State
	7	Niesa Johnson	Feb. 1, 1992 vs. Kentucky
	7	Melissa Del-Valle	Nov. 29, 1991 vs. La. Monroe
	7	Tina Moore	Feb. 26, 1988 vs. Alabama State
	7	Shelly Pyles	Dec. 6, 1986 vs. Stephen F. Austin
	7	Shelly Pyles	Nov. 28, 1986 vs. Florida A&M
	7	Cynthia McDougale	Dec. 16, 1984 vs. Portland
	7	Shelly Pyles	Dec. 3, 1984 vs. West Florida
	7	Audrey Gavin	Feb. 4, 1984 vs. Delta State
	7	Terri Hillard	Jan. 4, 1984 vs. Auburn
	7	Cassandra Crumpton	Dec. 18, 1983 vs. Louisville

STEALS, SEASON

1.	95	Niesa Johnson	1992-93
2.	94	Tierney Jenkins	2010-11
3.	93	Niesa Johnson	1993-94
4.	89	Shelly Pyles	1986-87
5.	86	Niesa Johnson	1991-92
6.	82	Cassandra Crumpton	1983-84
7.	80	Tina Moore	1987-88
8.	76	Niesa Johnson	1994-95
9.	71	Shelly Pyles	1986-87
10.	70	Dominique Canty	1998-99

STEALS, CAREER

1.	350	Niesa Johnson	1991-95
2.	251	Shelly Pyles	1984-88
3.	244	Tierney Jenkins	2008-11
4.	219	Dominique Canty	1995-99
5.	182	Madonna Thompson	1992-95
6.	176	Shondra Johnson	1999-02
7.	175	Navonda Moore	2003-07
8.	172	Carol Smith	1982-86
9.	171	Amy Lannom	1988-92
	171	Terri Hillard	1980-84

BLOCKS, GAME

1.	9	Terri Hillard	March 5, 1981 vs. Mississippi College
2.	7	Yolanda Watkins	Feb. 20, 1993 vs. Arkansas
3.	6	Yolanda Watkins	Dec. 4, 1994 vs. Tenn. State
	6	Yolanda Watkins	March 26, 1994 vs. Penn State
	6	Yolanda Watkins	Jan. 30, 1994 vs. LSU
	6	Yolanda Watkins	Jan. 12, 1994 vs. Troy
7.	5	Tierney Jenkins	Dec. 1, 2010 vs. Alabama State
	5	Dee Merriweather	Jan. 16, 2005 vs. LSU
	5	Joni Crenshaw	Feb. 21, 1999 vs. Vanderbilt
	5	Tausha Mills	Feb. 5, 1998 vs. UNC-Charlotte
	5	Tausha Mills	Dec. 19, 1996 vs. Penn State
	5	DeeDee Davis	Feb. 20, 1984 vs. Ole Miss
	5	Carol Smith	Jan. 22, 1983 vs. LSU
	5	Leslie Payne	Jan. 3, 1981 vs. LSU
	5	Terri Hillard	Nov. 19, 1980 vs. Vanderbilt

BLOCKS, SEASON

1.	68	Yolanda Watkins	1993-94
2.	61	Tausha Mills	1997-98
3.	52	Dee Merriweather	2004-05
4.	50	Leslie Payne	1980-81
5.	49	Dee Merriweather	2005-06
6.	48	Leslie Payne	1980-81
7.	40	Yolanda Watkins	1994-95
	40	Yolanda Watkins	1992-93
9.	39	Yolanda Watkins	1996-97
10.	38	Meghan Perkins	2012-13
	38	Terri Hillard	1980-81

BLOCKS, CAREER

1.	187	Yolanda Watkins	1992-97
2.	138	Dee Merriweather	2002-06
3.	125	Leslie Payne	1977-81
4.	103	Joni Crenshaw	1998-01
5.	98	Terri Hillard	1980-84
6.	82	Tausha Mills	1996-99
7.	81	DeeDee Davis	1983-87
8.	79	Tierney Jenkins	2008-11
9.	78	Carol Smith	1982-86
10.	73	LaNisha Cartwell	1998-02

GAMES PLAYED, SEASON

1.	34	Leah Goss	1997-98
	34	Dominique Canty	1997-98
	34	Brittney Ezell	1997-98
	34	Tausha Mills	1997-98
	34	LaToya Caudle	1997-98
6.	33	15 tied	

GAMES STARTED, SEASON

1.	33	Tierney Jenkins	2010-11
	33	Ericka Russell	2010-11
	33	Betsy Harris	1993-94
	33	Leslie Payne	1980-81
5.	32	Niesa Johnson	1993-94
	32	Mary Beasley	1980-81
7.	31	14 tied	

GAMES PLAYED, CAREER

1.	129	Leah Goss	1993-98
2.	128	Brittney Ezell	1994-99
3.	127	Dominique Canty	1995-99
4.	125	Yolanda Watkins	1992-97
	125	Niesa Johnson	1991-95
6.	123	Latrish Jones	1995-99
	123	Madonna Thompson	1991-95
	123	Betsy Harris	1990-94
9.	122	Tierney Jenkins	2008-11
10.	121	LaNisha Cartwell	1998-02
	121	Pam Duncan	1994-99

GAMES STARTED, CAREER

1.	124	Leah Goss	1993-98
2.	121	Niesa Johnson	1991-95
3.	114	Brittney Ezell	1994-99
4.	113	Yolanda Watkins	1992-97
5.	108	Dominique Canty	1995-99
6.	99	Cynthia McDougale	1984-89
7.	93	Betsy Harris	1990-94
8.	92	Madonna Thompson	1991-95
9.	91	Shondra Johnson	1998-02
10.	90	Carol Smith	1982-86

RECORDS & HISTORY

CRIMSON TIDE VICTORIES VS. AP TOP 25

Opponent - Result	Date	Location
Alabama 82 - No. 18 Mississippi College 79	Jan. 28, 1977	Tuscaloosa, Ala.
Alabama 66 - No. 20 Kentucky 62	Jan. 20, 1978	Lexington, Ky.
Alabama 72 - No. 18 Memphis State 69	Feb. 19, 1979	Tuscaloosa, Ala.
Alabama 77 - No. 3 Tennessee 71	Jan. 3, 1981	Baton Rouge, La.
No. 18 Alabama 80 - No. 14 N.C. State 72	Dec. 4, 1983	Chapel Hill, N.C.
No. 16 Alabama 78 - No. 20 Kentucky 49	Dec. 20, 1983	Lexington, Ky.
No. 17 Alabama 65 - No. 14 Auburn 56	Jan. 5, 1984	Auburn, Ala.
Alabama 64 - No. 13 Auburn 60	Feb. 9, 1984	Tuscaloosa, Ala.
No. 20 Alabama 80 - No. 6 Ole Miss 65	Feb. 20, 1984	Tuscaloosa, Ala.
No. 17 Alabama 85 - No. 10 Tennessee 66	March 3, 1984 ¹	Athens, Ga.
Alabama 84 - No. 9 Auburn 67	Feb. 18, 1985	Tuscaloosa, Ala.
Alabama 67 - No. 16 LSU 66	Jan. 20, 1990	Tuscaloosa, Ala.
Alabama 71 - No. 11 Auburn 68	Feb. 21, 1990	Tuscaloosa, Ala.
Alabama 93 - No. 16 Houston 80	Dec. 20, 1991	Tuscaloosa, Ala.
Alabama 80 - No. 18 LSU 72	Jan. 18, 1992	Tuscaloosa, Ala.
Alabama 103 - No. 23 Georgia Tech 101 ^{OT}	Dec. 29, 1992	Philadelphia, Pa.
No. 16 Alabama 99 - No. 5 Louisiana Tech 77	Dec. 11, 1993	Tuscaloosa, Ala.
No. 11 Alabama 70 - No. 25 Georgia 57	Jan. 5, 1994	Tuscaloosa, Ala.
No. 17 Alabama 84 - No. 22 Auburn 71	Feb. 16, 1994	Tuscaloosa, Ala.
No. 16 Alabama 76 - No. 24 Ole Miss 64	Feb. 26, 1994	Oxford, Miss.
No. 16 Alabama 86 - No. 24 Ole Miss 84 ^{OT}	March 4, 1994 ¹	Chattanooga, Tenn.
No. 10 Alabama 71 - No. 6 Vanderbilt 63	Jan. 8, 1995	Tuscaloosa, Ala.
No. 18 Alabama 84 - No. 15 Ole Miss 78	Feb. 27, 1995	Tuscaloosa, Ala.
No. 19 Alabama 92 - No. 8 Arkansas 85 ^{OT}	Jan. 4, 1996	Fayetteville, Ark.
No. 18 Alabama 69 - No. 25 Auburn 67	Jan. 24, 1996	Tuscaloosa, Ala.
No. 12 Alabama 73 - No. 17 Florida 54	Feb. 17, 1996	Tuscaloosa, Ala.
No. 13 Alabama 65 - No. 16 Auburn 59	March 2, 1996 ¹	Chattanooga, Tenn.
No. 10 Alabama 88 - No. 23 N.C. State 68	March 17, 1996 ²	Tuscaloosa, Ala.
No. 7 Alabama 68 - No. 9 Penn State 47	Dec. 19, 1996	Myrtle Beach, S.C.
No. 7 Alabama 88 - No. 19 North Carolina 74	Dec. 20, 1996	Myrtle Beach, S.C.
No. 6 Alabama 68 - No. 18 Auburn 65	Jan. 7, 1997	Auburn, Ala.
No. 5 Alabama 68 - No. 4 Georgia 64	Jan. 15, 1997	Athens, Ga.
No. 7 Alabama 102 - No. 17 Arkansas 61	Feb. 6, 1997	Tuscaloosa, Ala.
No. 7 Alabama 86 - No. 10 Florida 81	Feb. 16, 1997	Gainesville, Fla.
No. 6 Alabama 70 - No. 15 Vanderbilt 60	Feb. 23, 1997	Tuscaloosa, Ala.
No. 7 Alabama 85 - No. 23 Arkansas 63	March 1, 1997 ¹	Chattanooga, Tenn.
Alabama 62 - No. 18 Auburn 46	Jan. 7, 1998	Tuscaloosa, Ala.
No. 24 Alabama 90 - No. 23 Georgia 77	Feb. 8, 1998	Tuscaloosa, Ala.
No. 24 Alabama 73 - No. 8 Florida 51	Feb. 14, 1998	Tuscaloosa, Ala.
No. 20 Alabama 74 - No. 12 Florida 61	Feb. 28, 1998 ¹	Columbus, Ga.
No. 11 Alabama 75 - No. 25 UCLA 74	March 15, 1998 ²	Tuscaloosa, Ala.
No. 7 Alabama 79 - No. 8 Old Dominion 68	Dec. 5, 1998	Richmond, Va.
No. 25 Alabama 72 - No. 17 Auburn 57	Feb. 11, 1999	Tuscaloosa, Ala.
No. 24 Alabama 76 - No. 23 Auburn 72	Feb. 26, 1999 ¹	Chattanooga, Tenn.
Alabama 72 - No. 7 LSU 68	Feb. 10, 2000	Tuscaloosa, Ala.
Alabama 60 - No. 25 Auburn 53	Jan. 11, 2001	Tuscaloosa, Ala.
Alabama 65 - No. 25 Mississippi State 62	Jan. 21, 2001	Starkville, Miss.
Alabama 78 - No. 22 Auburn 70	Jan. 24, 2002	Tuscaloosa, Ala.
Alabama 92 - No. 25 Mississippi State 86	Feb. 7, 2002	Tuscaloosa, Ala.
Alabama 70 - No. 24 BYU 59	Dec. 21, 2002	Albuquerque, N.M.
Alabama 77 - No. 7 Kentucky 75	Feb. 16, 2012	Tuscaloosa, Ala.
Alabama 57 - No. 9 Kentucky 55	Jan. 23, 2014	Lexington, Ky.

1 - SEC tournament game

2 - NCAA tournament game

CRIMSON TIDE 100-POINT GAMES

Date	Score	Opponent	Location
Jan. 17, 1976	101-40	Tuskegee	H
Feb. 9, 1976	106-64	Montevallo	H
Jan. 14, 1980	104-72	Alabama-Huntsville	A
Dec. 27, 1983	102-42	Xavier	N
Dec. 29, 1983	113-47	Queens College	A
Feb. 1, 1985	100-67	Georgia State	H
Dec. 18, 1986	102-58	Illinois-Chicago	H
Nov. 27, 1987	103-56	Tennessee State	A
Nov. 29, 1988	107-43	Tennessee State	H
Nov. 25, 1989	102-70	Georgia State	A
Nov. 30, 1990	106-41	Tuskegee	N
Feb. 13, 1991	105-74	Alabama State	H
Nov. 26, 1991	103-62	Alabama State	H
Nov. 29, 1991	118-86	Louisiana-Monroe	N
Dec. 6, 1991	100-80	Cincinnati	N
Dec. 7, 1991	101-69	Middle Tennessee State	A
Jan. 4, 1992	101-103 ¹	Florida	H
Jan. 13, 1992	114-90	Appalachian State	A
Feb. 20, 1992	100-75	Oral Roberts	H
Feb. 24, 1992	110-51	Mississippi Valley State	H
Feb. 29, 1992	105-81	Georgia	H
March 18, 1992	100-87	Tennessee Tech	H
Dec. 15, 1992	111-79	Austin Peay State	H
Dec. 18, 1992	117-51	Grambling State	H
Dec. 29, 1992	103-101 ²	Georgia Tech	N
Feb. 3, 1993	107-64	Loyola-Chicago	H
Feb. 6, 1993	102-89	Mississippi State	A
Feb. 25, 1993	122-52 ³	Oral Roberts	H
March 5, 1993	106-86	LSU	N
March 17, 1993	102-70	Georgia Southern	H
Dec. 29, 1993	107-53	East Carolina	N
Jan. 12, 1994	119-43	Troy	A
Jan. 18, 1994	101-46	Mercer	H
Feb. 28, 1994	101-66	Troy	H
Dec. 3, 1994	105-87	Notre Dame	N
Dec. 9, 1994	102-50	Lamar	N
Dec. 29, 1994	119-46	UNC-Asheville	N
Jan. 3, 1995	102-64	East Tennessee State	H
March 18, 1995	121-120 ⁴	Duke	H
Jan. 31, 1996	105-42	Alabama State	H
Nov. 28, 1996	102-74	Arizona State	N
Jan. 17, 1997	101-67	Oral Roberts	A
Feb. 6, 1997	102-61	Arkansas	H
Dec. 2, 1997	104-43	Samford	H
Feb. 21, 1999	102-59	Vanderbilt	H
Nov. 20, 2001	101-58	Troy	H
Dec. 2, 2006	102-48	Savannah State	H
Dec. 20, 2013	113-105 ²	Troy	H

1 - overtime loss

2 - overtime game

3 - school record

4 - four overtimes

HOME GAME RECORDS

MILESTONE VICTORIES

First	Dec. 6, 1974	Alabama 78, Athens 50
50th	Jan. 21, 1978	Alabama 77, North Carolina 72
100th	Jan. 31, 1981	Alabama 80, Georgia 66
150th	Dec. 27, 1983	Alabama 102, Xavier 42
200th	Nov. 29, 1986	Alabama 76, Alabama-Birmingham 49
250th	Nov. 24, 1989	Alabama 86, Chattanooga 59
300th	Feb. 12, 1992	Alabama 72, Auburn 69
400th	Nov. 28, 1996	Alabama 102, Arizona State 74
500th	Jan. 28, 2001	Alabama 67, Ole Miss 64
600th	Dec. 30, 2008	Alabama 81, Ball State 75

TOP HOME CROWDS

1. Tennessee on Jan. 31, 1999	9,786
2. Tennessee on Feb. 4, 2001	7,647
3. Tennessee on Jan. 26, 1997	7,523
4. Alabama A&M on Dec. 11, 1999	7,094
5. Tennessee on Feb. 5, 1995	6,989
6. Tennessee on Feb. 19, 2006	5,380
7. Vanderbilt on Jan. 8, 1995	5,297
8. Tennessee on Jan. 28, 2007	4,601
9. Tennessee on Feb. 27, 2005	4,355
10. Georgia on Feb. 8, 1998	4,233
11. Middle Tennessee on Dec. 19, 1994	4,105
12. Georgia Southern on March 17, 1993 *	3,743
13. Auburn on Jan. 24, 1996	3,329
14. Alabama State on Feb. 23, 1994	3,297
15. UCLA on March 15, 1998 *	3,258

*NCAA tournament games

TEAM RECORDS

Points Scored	122 by Alabama vs. Oral Roberts (Feb. 25, 1993)
Rebounds	69 by Alabama vs. Oral Roberts (Feb. 25, 1993)
Field Goals Made	50 by Alabama vs. Montevallo (Feb. 9, 1976)
Field Goals Attempted	114 by Alabama vs. Duke (4 OT) (March 18, 1995)
Field Goal Percentage	65.0 by Texas Tech (Dec. 9, 1986)
FG Attempted, Both Teams	207 (UA 114, Duke 93) in 4 OT (March 18, 1995)
Free Throws Made	45 by Alabama vs. Alabama State (Nov. 27, 1990)
Free Throws Attempted	56 by Alabama vs. Alabama State (Nov. 27, 1990)
Free Throw Percentage	1.000 (20-20) by Alabama vs. Clemson (Dec. 19, 1993)
Free Throws Missed	24 by Alabama vs. Talladega (Feb. 7, 1976)
3-Point FG Made	14 (of 29) by Alabama vs. Loyola Chicago (Feb. 3, 1993)
	14 (of 43) by South Carolina (Jan. 22, 1995)
3-Point FG Attempted	52 by Alabama vs. Duke (4 OT) (March 18, 1995)
3-Point FG Percentage	1.000 (3-3) by Alabama (Dec. 12, 1987)
	1.000 by LSU (Jan. 20, 1988)
3-Point FG Attempted, Both Teams	70 (Alabama 52, Duke 18) 4 OT (March 18, 1995)
Assists	35 by Alabama vs. Vanderbilt (Nov. 19, 1980)
Steals	30 by Alabama vs. Oral Roberts (Feb. 25, 1993)
Blocked Shots	18 by Alabama vs. LSU (Jan. 22, 1983)
Turnovers	45 by Oral Roberts (Feb. 25, 1993)
Fouls	37 by Alabama vs. Alabama State (Feb. 13, 1991)
Fouls, Both Teams	62 (31 by UA, 31 by Grambling State) (Nov. 26, 1994)
Points by Opponent	120 (4 OT) by Duke (March 18, 1995)
Points, Both Teams	241 (121 by UA, 120 by Duke) (4 OT) (March 18, 1995)
Margin of Victory	70 by Alabama (122) vs. Oral Roberts (52) (Feb. 25, 1993)
Loss Margin	51 (Tennessee 95, Alabama 44) (Feb. 5, 1995)
Points Scored in a Half	68 by Alabama, second half, vs. Mississippi Valley State (Feb. 24, 1992)
Fewest Points Alabama, Game	34 by Alabama vs. South Carolina (Feb. 9, 2003)
Fewest Points, Opponent	21 by Georgia State (Dec. 21, 1990)
Fewest Points, Both Teams	82 - South Carolina 48, Alabama 34 (Feb. 9, 2003)
Attendance, Single	9,786 vs. Tennessee (Jan. 31, 1999)
Attendance, Doubleheader with Men	8,379 vs. Florida (men vs. LSU) (Feb. 17, 1996)
Most Overtimes:	4 Alabama vs. Duke, NCAA second round UA 121 - Duke 120 (March 18, 1995)

INDIVIDUAL RECORDS

Points	41 by Lisa McMullan, Alabama State (Feb. 13, 1991)
Rebounds	21 by Laura Heard (UA) vs. Florida State (Jan. 30, 1989)
Field Goals Made	16 by Cassandra Crumpton (UA) vs. LSU (Jan. 22, 1983)
Field Goals Attempted	37 by Lisa McMullan (14-37) vs. Alabama State (Feb. 13, 1991)
Field Goal Percentage	1.000 (9-9) by Duke's Tyish Hall vs. Oklahoma State, NCAA First Round (March 16, 1995)
Free Throws Made	16 by Maxine Farmer, Georgia State (Jan. 7, 1984)
Free Throws Attempted	20 by Maxine Farmer, Georgia State (Jan. 7, 1984)
Free Throw Percentage	1.000 (13-13) by Mary Hudgins (UA) vs. Florida (Feb. 13, 1978)
3-Point FGs Made	8 by Amy Lannom (UA) vs. Florida (Jan. 4, 1992)
	and by Betsy Harris (UA) vs. Auburn (Feb. 16, 1994)
3-Point FGs Attempted	18 by Niesa Johnson (UA) vs. Duke (4 OT) (March 18, 1995)
3-Point FG Percentage	1.000 (5-5) by Niesa Johnson (UA) vs. Houston (Dec. 20, 1991)
Assists	16 by Shelly Pyles (UA) vs. Kentucky (Feb. 12, 1986)
Steals	9 by Niesa Johnson (UA) vs. Arkansas (Feb. 20, 1993)
Blocked Shots	7 by Yolanda Watkins (UA) vs. Arkansas (Feb. 20, 1993)
Triple Doubles:	2 by Niesa Johnson in 1995
	21 pts/11 rebs/10 assists vs. South Carolina (Jan. 22, 1995)
	28 pts/12 rebs/14 assists vs. Duke (4 OTs) (March 18, 1995)

RECORDS & HISTORY

ALL-TIME COACHING RECORDS

Year	Head Coach	Overall Record	SEC Record	Final Rankings (AP/Coaches)	SEC Finish	SEC Tournament	Postseason
1974-75	Stephanie Schleuder	13-12	—	—	—	—	—
1975-76	Stephanie Schleuder	13-9	—	—	—	—	—
1976-77	Stephanie Schleuder	13-15	—	—	—	—	NWIT Eighth
1977-78	Ed Nixon	21-10	—	—	—	—	—
1978-79	Ed Nixon	13-13	—	—	—	—	—
1979-80	Ed Nixon	12-15	—	—	—	Second Round	—
1980-81	Ann Cronic	21-12	—	—	—	Finals	—
1981-82	Ken Weeks	17-11	—	—	—	Second Round	—
1982-83	Ken Weeks	16-13	2-6	—	T-Seventh	Second Round	—
1983-84	Ken Weeks	23-9	5-3	12/—	T-Fourth	Finals	NCAA Sweet 16
1984-85	Ken Weeks	18-10	3-5	—	T-Seventh	First Round	—
1985-86	Lois Myers	20-9	3-6	—	Eighth	Second Round	—
1986-87	Lois Myers	19-10	2-7	—	Eighth	Second Round	—
1987-88	Lois Myers	18-10	5-4	—	Sixth	Second Round	NCAA First Round
1988-89	Lois Myers	14-15	1-8	—	10th	Second Round	—
1989-90	Rick Moody	16-12	4-5	—	Seventh	First Round	—
1990-91	Rick Moody	17-12	3-6	—	Ninth	Second Round	—
1991-92	Rick Moody	23-7	7-4	18/17	Third	Second Round	NCAA Second Round
1992-93	Rick Moody	22-9	6-5	—/25	Fifth	Semifinals	NCAA Second Round
1993-94	Rick Moody	26-7	7-4	16/4	Fourth	Semifinals	NCAA Final Four
1994-95	Rick Moody	22-9	7-4	13/13	Sixth	Semifinals	NCAA Sweet 16
1995-96	Rick Moody	24-8	7-4	10/11	Fourth	Finals	NCAA Sweet 16
1996-97	Rick Moody	25-7	10-2	8/11	Second	Semifinals	NCAA Sweet 16
1997-98	Rick Moody	24-10	10-4	11/13	Third	Finals	NCAA Sweet 16
1998-99	Rick Moody	20-11	7-7	22/25	Fifth	Semifinals	NCAA Second Round
1999-00	Rick Moody	15-14	5-9	—	Eighth	First Round	WNIT First Round
2000-01	Rick Moody	19-12	5-9	—	Eighth	Second Round	WNIT Second Round
2001-02	Rick Moody	19-12	7-7	—	Eighth	First Round	WNIT Quarterfinal
2002-03	Rick Moody	13-15	3-11	—	10th	First Round	—
2003-04	Rick Moody	12-16	4-10	—	10th	First Round	—
2004-05	Rick Moody	14-15	4-10	—	Ninth	Second Round	—
2005-06	Stephany Smith	9-19	3-11	—	11th	First Round	—
2006-07	Stephany Smith	10-20	0-14	—	12th	First Round	—
2007-08	Stephany Smith	8-22	1-13	—	12th	First Round	—
2008-09	Wendell Hudson	13-17	1-13	—	12th	First Round	—
2009-10	Wendell Hudson	12-18	4-12	—	11th	First Round	—
2010-11	Wendell Hudson	18-15	5-11	—	10th	First Round	WNIT Semifinals
2011-12	Wendell Hudson	12-19	2-14	—	11th	First Round	—
2012-13	Wendell Hudson	13-18	2-14	—	13th	Second Round	—
2013-14	Kristy Curry	14-16	7-9	—	T-Sixth	Second Round	—
Overall Record		672-514	141-252				



STEPHANIE SCHLEUDER
39-36 (.520)
Three seasons



ED NIXON
46-38 (.548)
Three seasons



ANN CRONIC
21-12 (.636)
One season



KEN WEEKS
74-43 (.632)
10-14 SEC (.417)
Four seasons



LOIS MYERS
71-44 (.617)
10-26 SEC (.277)
Four seasons



RICK MOODY
311-176 (.653)
96-101 SEC (.487)
16 seasons



STEPHANY SMITH
27-61 (.307)
4-39 SEC (.093)
Three seasons



WENDELL HUDSON
68-87 (.439)
14-64 SEC (.179)
Five seasons



KRISTY CURRY
14-16 (.467)
7-9 SEC (.438)
One season

ALL-TIME ROSTER

- A -

Akers, Sylvia, F/C 1981-82
Gainesville, Ga.
Alexander, Sharrona, F 1993-94
Murfreesboro, Tenn.
Allen, Taquilla, G/F 2000-01
Pleasant Grove, Ala.
Allen, Taylor, G 2008
Pinson, Ala.
Ame, Stephanie, G 1978

- B -

Bankhead, Wanda, G 1979
Florence, Ala.
Baragry, Rebecca, G 1997
Melbourne, Australia
Barnes, Harriet, F/C 2005-07
Birmingham, Ala.
Barnes, Yalika "Boo", G 2000-01
Montgomery, Ala.
Barrett, Donna, F 1979
Kennesaw, Ga.
Barrier, Kim, G 1987
Elkhart, Ind.
Beasley, Mary, G 1981
Bowdon, Ga.
Beaty, Julie, G 1987-90
Ider, Ala.
Belcher, Kari, G 1998-2000
Mt. Olive, Ala.
Bellinger, Crystal, G 2005-06
Manhattan, N.Y.
Bethel, Latasha, F 1989-90
Decatur, Ga.
Biddle, Tauwana, G 1975-76
Bivins, Monique, G 2002-05
Alabaster, Ala.
Blackwell, Linda, G 1979
Huntsville, Ala.
Blands, Camilla, G 2005-09
Naerum, Denmark
Blesch, Becky, G 1998
Ringgold, Ga.
Bolton, Quanetria, F 2015-Present
Anniston, Ala.
Boss, Glenda, F 1978-81
Tennille, Ga.
Bowden, Tracy, C 1988-91
Rush Springs, Okla.
Bozeman, Debbie, F 1980-82
Sylvestor, Ga.
Braden, Sissy, F 1987-90
Lewisburg, Tenn.
Brooks, Bridgette, G 1985
Starkville, Miss.
Bryant, Betty, G 1983, 1985
Cordele, Ga.
Burgess, Linda, F 1991-92
Madison, Ala.
Burrow, Rozetha, F 1992
Pinson, Ala.
Bush, Kristin, G 2011-12
Huntsville, Ala.
Butler, Alyson, G 2007-10
Cleveland, Tenn.

- C -

Cale, Anne, C 1978-81
Reston, Va.
Canty, Dominique, G 1996-99
Chicago, Ill.
Carden, Stacey, G 1987-88
Huntsville, Ala.
Carn, Daleisha, G 2008
Jacksonville, Fla.
Carruth, Nicole, G 1997-2001
Sulligent, Ala.
Carter, Khadijah, F 2014-Present
Goodrich, Texas
Cartwell, LaNisha, C/F 1999-2002
Montevallo, Ala.

Caudle, LaToya, C/F/P 1997-99
Madison, Ala.
Chandler, Talisha, F 2007-08
Clover, S.C.
Claybrook, Leslie, F 1990-93
Luverne, Ala.
Colvin, Kamisha, G 1995
Montgomery, Ala.
Conaway, Donna, F/G 1981-82
Temple, Ga.
Conners, Cindy, G 1975
Cook, Hannah, G 2015-Present
Ozark, Mo.
Cox, Vickie, F/G 1985-86
LaGrange, Ga.
Crenshaw, Camillia, G 1991-94
Fayette, Ala.
Crenshaw, Joni, F/C 1998-2001
Meridian, Miss.
Crosby, Kyra, F 2012
Powder Springs, Ga.
Crosslin, Cara, F 1994-97
Tuscumbia, Ala.
Croyle, Reagan, F 1997-99
Gadsden, Ala.
Crumpton, Cassandra, F 1983-84
Orrville, Ala.
Cunningham, Susan, G 1980
Winfield, Ala.

- D -

Daniels, Aneesah, F 2012
Decatur, Ga.
Daniels, Consuelo, F 1994-95
Rome, Ga.
Davis, DeeDee, C 1984-87
Pensacola, Fla.
Davis, Elisa, G 1982
Tuscaloosa, Ala.
Davis, Emily, G 2013-14
Enterprise, Ala.
Davis, Nikki, G 2007
Frankfort, Ky.
Day, Jennifer, G 1989
Houston, Texas
Day, Melissa, C 1980
Jackson, Miss.
Del-Valle, Melissa, G 1992-93
Queens, N.Y.
DePriest, Lisa, G 1979-81
Jackson, Tenn.
Drury, Leah, G 2003-07
Greensboro, Ala.
Dubose, DeDe, C 1983-86
Austell, Ga.
Duncan, Pam, G 1995-98
Carrollton, Ala.

- E -

Elliot, Christy, G 2008
Tuscaloosa, Ala.
Ellis, Julie, F 1975-76
Enis, Shalonda, P/F 1996-97
Celeste, Texas
Ezell, Brittny, G 1995-98
Franklin, Tenn.

- F -

Farmer, Celiscia, G 2010-13
Madison, Wis.
Fisher, Margaret, G 1976-79
Nashville, Tenn.
Franco, Dorothy, G 1977-78
Milford, Conn.
Franklin, Stacey, F 1989-92
Smyrna, Ga.
Freeman, Tawana, F 2004
Louisville, Ky.
Friday, Deborah, G 1979
Tuscaloosa, Ala.

Fuller, Shondra, F 1993-95
Decatur, Ala.

- G -

Gamble, Natasha, F/C 2002-05
Jackson, Ala.
Gavin, Audrey, G 1984-85
Webster, Fla.
Geiger, Kathy, F 1976
Giles, Peggy, F 1982
Gonzalez, Michelle "Boo", G 1988
Marietta, Ga.
Goss (Monteith), Leah, G 1994-98
Centre, Ala.
Griswold, Patricia, F 1979
Bessemer, Ala.
Gunter, Sheila, G 1979
Clinton, Miss.

- H -

Hackett, Gwen, C/F 1976-78
Hall, Hazel, G 1978-81
Marietta, Ga.
Hall, Neacole, G 1985
York, Ala.
Hamilton, Oceana, C/F 2014-Present
Mississauga, Ontario
Hamilton, Tamisha, C 2004
Corpus Christi, Texas
Hancock, Katie, G/F 2008-11
Tupelo, Miss.
Harris, Betsy 1991-94
Decatur, Miss.
Hayden, Breanna, G 2015-Present
Dallas, Texas
Heard, Laura, F 1987-90
Elberton, Ga.
Hegstetter, Nikki, F 2013-Present
Kennesaw, Ga.
Hill, Lauren, G/F 2003-06
New Orleans, La.
Hill, Mitzi, G 1975
Hillard, Terri, G/F 1981-84
Memphis, Tenn.
Hines, Kittie, G 1983-84
Frankfort, Ky.
Hogue, Erin, G/F 2011-12
Birmingham, Ala.
Holland, Kelly, G 1979-82
Clinton, Miss.
Hollifield, Caitlin, F 2008
Knoxville, Tenn.
Holtzclaw, Kidada, G 1995-98
Sylacauga, Ala.
Horn, Kaneisha, F 2011-13
Birmingham, Ala.
Howell, Terrie, G 1985-86
Clinton, Miss.
Hudgins, Mary, F 1976-79
Huntsville, Ala.
Hunter, Courtney, G 2014
Hoover, Ala.
Hunter, Shun, F 1999-2003
Pensacola, Fla.
Hutchen, Briana, F 2012-Present
Baltimore, Md.
Hutton, Karen, G 1980
Pulaski, Tenn.
Hutton, Ledean 1977-78

- J -

Jack, Brittany, F 2012-14
Suwanee, Ga.
Jenkins, Tierney, F 2008-11
Mt. Juliet, Tenn.
Johns, Jamilah, C 2001-03
Starkville, Miss.
Johnson, Chanel, F/C 2004-06
Tulsa, Okla.
Johnson, Krystle, C 2004-06
Hoover, Ala.

RECORDS & HISTORY

ALL-TIME ROSTER

Johnson, Niesa, G. 1992-95
Clinton, Miss.
Johnson, Shondra, G. 1999-2002
New Orleans, La.
Jones, Jaqui, F/G 1996-2000
Chicago, Ill.
Jones, Latrish, F/C 1996-99
Huntsville, Ala.
Jones, Leila, G. 1975-76
Jones, Nia, G/F. 1986-87
Baltimore, Md.
Joye, Lateefah, G 2005
Brooklyn, N.Y.

- K -

Kelso, Dottie, G/F 1983-84
Lewisburg, Tenn.
King, LaToya, G. 2010-11
Stuart, Fla.
Knight, Meoshonti, G 2015-Present
Morgan City, La.
Koonce, Carla, G. 1991-95
Dothan, Ala.

- L -

Lacey, Amber, F. 1996
Altadena, Calif.
Langley, Vivian, G/F 1975-76
Lannom, Amy, G 1989-92
Gallatin, Tenn.
Lard, Mandy, G 2001
Hoover, Ala.
Lee, Beverly, G 1989-91
Smyrna, Ga.
Lee, Judith, G 1983
Tuscaloosa, Ala.
Lee, Kristin, G 2011-13
Birmingham, Ala.
Leonard, Lisa, G 1982-83
Marietta, Ga.

- M -

Magee, Dedrea G 2007-10
Picayune, Miss.
Martello, "Binky", G 2001
Milton, Fla.
Martinez, Diamanté, F 2015-Present
New Orleans, La.
Mastin, Kate, G 2003-07
Boaz, Ala.
Matarazzi, Becky, G/F 1978
McCoy, Carmen, C 2009-11
Leeds, Ala.
McDougle, Cynthia, F 1985-87, 1989
Waynesboro, Miss.
McGraw, Brooksie, C 2014
Gainesville, Fla.
McKeever, Laura, G. 1975
Meier, Stephanie, G 1987-89
Wilmington, Del.
Menefee, Sandra, G 1986
Tuskegee, Ala.
Merritt, Jessica, G 2012-13
Talladega, Ala.
Merriweather, Dee, C 2003-06
Hanceville, Ala.
Middlebrook, Karyla, G 2014-Present
Blue Springs, Mo.
Mills, Tausha, C 1997-98
Garland, Texas
Mitcham, Alicia, F 2011-12
Balch Springs, Texas
Mitchell, Patty, G. 1975-78
Moore, Navonda, G 2004-07
Jackson, Miss.
Moore, Tina, F. 1987-88
Phoenix, Ariz.
Murray, Sandra, G 1977-79
Birmingham, Ala.
Myers, Shafontaye, G 2011-14
Newbern, Ala.

- N -

Nettles, Marverly, G 2004-06
Birmingham, Ala.

- O -

Och, Kathy, F. 1980
Clairton, Pa.

- P -

Papisan, Leigh, F. 2000-03
Hoover, Ala.
Payne, Carol, G 1979
Pensacola, Fla.
Payne, Leslie, C. 1978-81
Pensacola, Fla.
Perkins, Meghan, G. 2012-13
Montgomery, Ala.
Perkins, Sandra "Binki", G 1991
Muscle Shoals, Ala.
Peters, Ferris, F. 2000
Baton Rouge, La.
Pitts, Brenda, F 1975-78
Prescott, Nikki, F/C 1999
San Diego, Calif.
Pyles, Shelly, G 1985-88
Haleyville, Ala.

- R -

Raffington, Varisia, G. 2008-11
Tallahassee, Fla.
Rasenberg, Jackie, C. 1987
Brockville, Ontario
Rawls, Kara, F 2014
Hoover, Ala.
Redus, Manisha, G 2001-04
Decatur, Ala.
Reed, "Capper", G 2001-03
Guntersville, Ala.
Reshard, Nathalie, F 2007-08
Niceville, Fla.
Richardson, Willene, G 1975
Rivers, Sharin, G 2014-Present
Huntsville, Ala.
Robinson, Jasmine, G. 2011-13
Memphis, Tenn.
Robinson, Kayla, F. 2009-10
Edwards, Miss.
Rorie, Ivey, G. 1978
Roy, Doris, F 1977-78
Rushing, Sandra, G 1983-86
Biloxi, Miss.
Russell, Ericka, G. 2009-12
Tuscaloosa, Ala.
Rutherford, Mamie, C. 2005-06
Hatton, Ala.
Rutledge, Tracey, G. 1986-88
Hull, Ga.

- S -

Scarborough, Gayle, G 1975-76
Shaw, Jocelyn, F 2010
Mobile, Ala.
Shelton, Angie, G 1983-84
Lewisburg, Tenn.
Simmons, Daisha, G 2012-14
Jersey City, N.J.
Sipe, Katie, G 2002-05
Hillsboro, Tenn.
Smith, Carol, C 1982-86
Milan, Tenn.
Smith, Justina, C/F 1984
Cairo, Ill.
*Smith, Kathy, C 1976-78
Smith, Michelle, C/F 1988-91
Tuscaloosa, Ala.
Smith, Sarah, F/C 1993-96
Montevallo, Ala.
Smith, Sherry, F. 1975
Smith, Sparkle, F. 2001-02
Detroit, Mich.
Smithson, Janie, G/F. 1975-76

Snoddy, Dorothy, F. 1975
Snyder, Kristie, G. 1982
Knoxville, Tenn.
Stanley, Betty 1975
Steele, Jasmine, G 2013-14
Midfield, Ala.
Stevenson, Marlene, F 1992-95
Prichard, Ala.
Stockham, Laura, F 1982
Schenerville, Ind.
Strauthers, Courtney, F/C 2007-10
Snellville, Ga.
Strickland, Mivvi, F. 2002
Vestavia Hills, Ala.
Sykes, Candace G 2009-10
St. Anne, Ill.

- T -

Taylor, Oreal, F 2001-04
Courtland, Ala.
Teepie, Jennifer, G 1996-97
Savannah, Ga.
Thompson, Madonna, G 1992-95
Collinwood, Tenn.
Tice, Tonya, G 1995
Hamilton, Ala.
Timmerman, Pam, F 1983-86
Graniteville, S.C.
Tipton, Deborah, F/C 1981-82
Atlanta, Ga.
Tubbs, Donna, G/F 1976

- V -

Vaughan, Jennifer, C 1999-2000
Marietta, Ga.
Vaughn, Laura, F/C 1988-91
Kingsport, Tenn.
Vice, Beth, G/F 1999-2003
Mt. Sterling, Ky.
Vordenbaum, Cindy, C/F. 1976-78

- W -

Walls, Monique, G/F 1994
Richmond, Ind.
Waters, Erika, G 2011-13
Lawrenceville, Ga.
Watkins, Yolanda, F/C. 1993-97
Decatur, Ala.
West, Barbara Ann, G/F 1990-92
Pineview, Ga.
Wheeler, Donyel, G. 2002
Birmingham, Ala.
White, Beverly, G 1977-78
Lexington, Ala.
White, Rachel, G 1976
Williams, Ashley, F. 2014-Present
Covington, Ga.
Williams, Brenda, G. 1976
Williams, Johna, F. 1987-88
Tuscaloosa, Ala.
Williams, Kaunda, G 1999
Laurel Hill, Fla.
Williams, Lois, G 1982
Sylacauga, Ala.
Williams, Tamara, F. 2007-10
Alabaster, Ala.
Willis, Kendra, F/C 1988-91
Griffin, Ga.

- Y -

Yeniley, Aycan, G. 1993-94
Istanbul, Turkey

* Alabama's first official signee

ALL-TIME JERSEY NUMBERS

- 00 -

LaToya Caudle 1997-99
Chanel Johnson 2004-06

- 0 -

Daisha Simmons 2012-14

- 1 -

Crystal Bellinger 2005-06
Aneesah Daniels 2012
Jasmine Steele 2013-14
Quanetria Bolton **2015-Present**

- 2 -

Monique Walls 1994
Donyel Wheeler 2002
Marverly Nettles 2004-06
Dedrea Magee 2007-10
Kristin Bush 2011

- 3 -

Tonya Tice 1995
Shalonda Enis 1996-97
Taquilla Allen 2000-01
Alyson Butler 2007-10
Jasmine Robinson 2011-13
Khadijah Carter **2014-Present**

- 4 -

Jennifer Day 1989
Consuelo "Nanae" Daniels 1994-95
Latrish Jones 1996-99
Sparkle Smith 2001-02
Mamie Rutherford 2005-06
Christy Elliot 2008
Emily Davis 2013-14

- 5 -

Melissa Day 1980
Melissa Del-Valle 1992-93
Tausha Mills 1997-98
Krystle Johnson 2004-06
Caitlin Hollifield 2008
Celiscia Farmer 2010-13
Breanna Hayden **2015-Present**

- 10 -

Linda Blackwell 1979
Tracey Rutledge 1986-88
Amy Lannom 1989-92
Aycan Yeniley 1993-94
Dominique Canty 1996-99
Mivvi Strickland 2002
Leah Drury 2003-07
LaToya King 2010-11
Meghan Perkins 2012-13

- 11 -

Vivian Langley 1975-76
Ledeane Hutton 1977-78
Donna Barrett 1979
Rozetha Burrow 1992
Shun Hunter 1993-96
Lateefah Joye 2005
Jessica Merritt 2012-13
Hannah Cook **2015-Present**

- 12 -

Leila Jones 1975-76
Margaret Fisher 1976-79
Karen Hutton 1980
Kristie Snyder 1982
Kittie Hines 1983-84

Audrey Gavin 1984-85
Beverly Lee 1989-91
Madonna Thompson 1992-95
Nicole Carruth 1997-01
Nikki Davis 2007
Taylor Allen 2008
Shafontaye Myers 2011-14

- 13 -

Kathy Geiger 1976
Doris Roy 1977-78
Debbie Bozeman 1980-82
Mary Beasley 1981
Audrey Gavin 1984-85
Tina Moore 1987-88
Nikki Hegstetter **2013-Present**

- 14 -

Sherry Smith 1975
Brenda Williams 1976
Dorothy Franco 1977-78
Lisa DePriest 1979-81
Donna Connaway 1981-82
Pam Timmerman 1983-86
Nia Jones 1986-87
"Boo" Gonzalez 1988
Becky Blesch 1998
Mandy Lard 2001
Erin Hogue 2011-12
Brooksie McGraw 2014

- 15 -

Gayle Scarborough 1975-76
Beverly White 1977-78
Barbara Ann West 1990-92
Sharrona Alexander 1993-94
Reagan Croyle 1997-99
Manisha Redus 2001-04
Camilla Blands 2005-09
Erika Waters 2011-13
Meoshonti Knight **2015-Present**

- 20 -

Wanda Bankhead 1979
Lois Williams 1982
Dottie Kelso 1983-84
Neacole Hall 1985
Sandra Menefee 1986
Johna Williams 1987-88
Latasha Bethel 1989-90
Niesha Johnson 1992-95
Beth Vice 1999-03
Tawana Freeman 2004
Varisia Raffington 2008-11
Ashley Williams **2014-Present**

- 21 -

Julie Ellis 1975-76
Rachel White 1977
Deborah Friday 1979
Susan Cunningham 1980
Betsy Harris 1991-94
Shondra Johnson 1999-02
Kate Mastin 2003-07
Tierney Jenkins 2008-11
Kyra Crosby 2012

- 22 -

Laura McKeever 1975
Particia Griswold 1979
Donna Conaway 1981-82
Lisa Leonard 1982-83
Bridgette Brooks 1985
Julie Beaty 1987-90

Sarah Smith 1993-96
Kari Belcher 1998-00
"Capper" Reed 2001-03
Courtney Strauthers 2007-10
Christin Lee 2011-13
Karyla Middlebrook **2014-Present**

- 23 -

Patty Mitchell 1975-78
Terrie Howell 1983-86
Laura Heard 1987-90
Camilia Crenshaw 1991-94
Pam Duncan 1995-98
Oreal Taylor 2001-04
Ericka Russell 2009-12
Kara Rawls 2014

- 24 -

Mitzi Hill 1975
Sandra Murray 1977-79
Kelly Holland 1980-82
Sandra Rushing 1983-86
Sissy Braden 1987-90
Carla Koonce 1991-95
Jennifer Teeple 1996-97
"Boo" Barnes 2000-01
Monique Bivins 2002-05
Nathalie Reshard 2007-08

- 25 -

Vivian Langley 1975-76
Gwen Hackett 1976-78
Sheila Gunter 1979
Shelly Pyles 1985-88
Brittney Ezell 1995-98
Katie Sipe 2002-05
Kayla Robinson 2009-10
Briana Hutchen **2012-Present**

- 30 -

Brenda Pitts 1975-78
Laura Stockham 1982
Justina Smith 1984
Nia Jones 1986-87
Stephanie Meier 1987-89
Sandra Perkins 1991
Shondra Fuller 1993-95
Rebecca Baragry 1997
Kaunda Williams 1999
"Binky" Martello 2001
Carmen McCoy 2009-11
Brittany Jack 2012-13

- 31 -

Janie Smithson 1975-76
Marlene Stevenson 1992-95
Katie Hancock 2008-11

RECORDS & HISTORY

ALL-TIME JERSEY NUMBERS

- 32 -

Tawanna Biddle	1975-76
Mary Hudgins	1976-79
Leah (Monteith) Goss	1994-98
Natasha Gamble	2002-05
Tamara Williams	2007-10
Alicia Mitcham	2011-12
Brittany Jack	2013-14

- 33 -

Willene Richardson	1975
Kathy Smith	1976-78
Cara Crosslin	1994-97
Joni Crenshaw	1998-01
Lauren Hill	2003-06
Daleisha Carn	2008
Jessica Merritt	2012
Sharin Rivers	2014-Present

- 34 -

Cindy Connors	1975
Mary Hudgins	1976-79
Kathy Och	1980
Terri Hillard	1981-84
DeeDee Davis	1984-87
Michelle Smith	1988-91
Nikki Prescott	1999
Leigh Papisan	2000-03
Navonda Moore	2004-07
Oceana Hamilton	2014-Present

- 35 -

Dorothy Snoddy	1975
Cindy Vordenbaum	1976-78
Carol Payne	1979
Debbie Bozeman	1980-82
Betty Bryant	1983, 85
Vickie Cox	1985-86
Kim Barrier	1987
Tracy Bowden	1988-91
Diamanté Martinez	2015-Present

- 40 -

Deborah Tipton	1981-82
Judith Lee	1983
Kendra Willis	1988-91
Ferris Peters	2000
Talisha Chandler	2007-08
Kaneisha Horn	2010-13

- 41 -

Jocelyn Shaw	2010
--------------	------

- 42 -

Hazel Hall	1978-81
Deborah Tipton	1981-82
Linda Burgess	1991-92
Kidada Holtzclaw	1995-98
Jennifer Vaughan	1999-00
Jamilah Johns	2001-03

- 43 -

Carol Smith	1982-86
Jackie Rasenberg	1987
Stacey Carden	1988
Amber Lacey	1996

- 44 -

Anne Cale	1978-81
Elisia Davis	1982
Cassandra Crumpton	1983-84
Cynthia McDougle	1985-87, 89
Kendra Willis	1988-91
Leslie Claybrook	1990-93
LaToya Caudle	1997-99

- 45 -

Glenda Boss	1978-81
Angie Shelton	1983-84
Terrie Howell	1985-86
Laura Vaughn	1988-91
LaNisha Cartwell	1999-02

- 50 -

Stacey Franklin	1989-92
Harriet Barnes	2005-07

- 52 -

Sylvia Akers	1981-82
DeDe Dubose	1983-86
Laura Vaughn	1988-91
Dee Merriweather	2003-06

- 53 -

Leslie Payne	1978-81
DeeDee Davis	1984-87
Jaqui Jones	1996-00

- 54 -

Yolanda Watkins	1993-97
-----------------	---------

- 55 -

Tamisha Hamilton	2004
------------------	------

ALL-TIME ASSISTANT COACHES

Name	Years
Ron Aldy	2003-05
Kelly Brooks	2002-03
Pat Charity	1997-2000
Jane Ellen Cook	1982
Joni Crenshaw ¹	2008-10
Kelly Curry	2014-Present
Leah Drury	2010-12
Ty Evans ¹	2007-12
Brittney Ezell	2000-05
Liz Foster	1979-80
Stacey Franklin	2008-10
Clarisse Garcia	2013
Tori Harrison	1988-89
Quentin Hillsman	2004-05
Kelly Holland	1983
Dottie Kelso	1989-93
Mike Kindred	1985-86
Lisa Leonard	1987-88
Cheryl Littlejohn	1995-97
Jeff Lovell	1996-97
Tim Miller	2013
Rick Moody	1982-84
C.C. Moorer	1997-2004
Robert Mosley	2010-12
Michael Murphy	1997-2002
Lois Myers	1984-85
Terry Nooner	2014-Present
Lisa Nuxol-Wilson	2005-2008
Tonya Tice Peoples	1996-97
Donnie Quinn	2013
Saudia Roundtree	2005-06
Sherrri (Blount) Smelser	1982-95
John Treloar	1979-80
Leigh Walker	1991-95
Melanie Walls	2005-2008
Shereka Wright	2014-Present

¹ - Associate Head Coach

SEC AWARDS

ALL-SEC

SEC COACH OF THE YEAR

1986 Lois Myers

FIRST TEAM

Year	Name	Class	Pos.
1982	Terri Hillard	Soph.	G
1983	Cassandra Crumpton	Jr.	F
1985	Carol Smith	Jr.	C
1986	Carol Smith	Sr.	C
1988	Tracey Rutledge	Jr.	G
1991	Linda Burgess	Jr.	F
1992	Linda Burgess	Sr.	F
1993	Niesa Johnson*	Soph.	G
1994	Niesa Johnson*	Jr.	G
	Yolanda Watkins	Soph.	C
1995	Niesa Johnson*	Sr.	G
1996	Shalonda Enis*	Jr.	F
1997	Dominique Canty	Soph.	G
	Shalonda Enis	Sr.	F
1998	Dominique Canty*	Jr.	G
1999	Dominique Canty*	Sr.	G
2011	Tierney Jenkins	Sr.	F

* - unanimous

SECOND TEAM

Year	Name	Class	Pos.
1988	Michelle Smith	Fr.	C
1989	Laura Heard	Jr.	F
1990	Laura Vaughn	Jr.	F
1993	Yolanda Watkins	Fr.	F/C
1994	Betsy Harris	Sr.	G
1995	Yolanda Watkins	Jr.	C
1997	Yolanda Watkins	Sr.	C
1998	Brittney Ezell	Sr.	G
	Tausha Mills	Sr.	C
2000	Shondra Johnson	Soph.	G
2001	Shondra Johnson	Jr.	G
2002	Shondra Johnson	Sr.	G
2004	Monique Bivins	Jr.	G
2005	Monique Bivins	Sr.	G
2006	Navonda Moore	Jr.	G

HONORABLE MENTION

Year	Name	Class	Pos.
1992	Niesa Johnson	Fr.	G

DEFENSIVE TEAM

Year	Name	Class	Pos.
2011	Tierney Jenkins	Sr.	F

SEC FRESHMAN OF THE YEAR

Year	Name	Pos.
1992	Niesa Johnson	G

SEC ALL-FRESHMAN

Year	Name	Pos.
1992	Niesa Johnson	G
1993	Yolanda Watkins	F/C
1996	Dominique Canty	G
2004	Kate Mastin	G
2008	Tierney Jenkins	F
2009	Ericka Russell	G
2011	Kaneisha Horn	F
2014	Ashley Williams	F

SECOND TEAM SEC ALL-FRESHMAN

Year	Name	Pos.
1988	Michelle Smith	C
1989	Amy Lannom	G
	Stacey Franklin	F

SEC TOURNAMENT MVP

Year	Name	Class	Pos.
1984	Cassandra Crumpton	Sr.	F
*1996	Dominique Canty	Fr.	G

* - First freshman SEC tournament MVP

SEC ALL-TOURNAMENT TEAM

Year	Name	Class	Pos.
1981	Mary Beasley	Soph.	C
	Leslie Payne	Soph.	C
1982	Terri Hillard	Soph.	G
1984	Cassandra Crumpton	Sr.	F
1993	Niesa Johnson	Soph.	G
1995	Niesa Johnson	Sr.	G
1996	Dominique Canty	Fr.	G
	Brittney Ezell	Soph.	G
1998	Dominique Canty	Jr.	G
1999	Dominique Canty	Sr.	G

SEC PLAYERS OF THE WEEK

Date	Name
Jan. 14, 1986	Sandra Rushing
Jan. 14, 1991	Linda Burgess
March 2, 1992	Linda Burgess
Feb. 15, 1993	Niesa Johnson
Jan. 8, 1996	Shalonda Enis
Feb. 17, 1997	Shalonda Enis
Feb. 9, 1998	Dominique Canty
Feb. 15, 1999	Dominique Canty
Dec. 23, 2002	Beth Vice
Nov. 15, 2011	Tierney Jenkins
Feb. 21, 2011	Ericka Russell
Nov. 19, 2012	Daisha Simmons
Dec. 23, 2013	Daisha Simmons

SEC FRESHMAN OF THE WEEK

Date	Name
Nov. 22, 2010	Jasmine Robinson
Nov. 29, 2010	Kaneisha Horn
Nov. 28, 2011	Aneesah Daniels
Jan. 27, 2014	Ashley Williams
Feb. 24, 2014	Ashley Williams



Ashley Williams

RECORDS & HISTORY

ALL-AMERICANS




1983

**CASSANDRA
CRUMPTON**

THIRD TEAM

American Women's Sports Federation



1992

**LINDA
BURGESS**

THIRD TEAM

Women's Basketball News Service

HONORABLE MENTION

Basketball Times



1992-95

**NIESA
JOHNSON**

FIRST TEAM

Kodak/WBCA (1994, 95)

Associated Press (1995)

U.S. Basketball Writers Association (1994, 95)

Basketball Times (1994)

SECOND TEAM

Women's Basketball News Service (1995)

HONORABLE MENTION

Basketball Times (1993)

FRESHMAN

Basketball Times (1992)

U.S. Basketball Writers Association (1992)

Women's Basketball News Service (1992)

ALL-AMERICANS



1996-97

**SHALONDA
ENIS**

FIRST TEAM

Kodak/WBCA (1996)
Women's Basketball News Service (1996)
U.S. Basketball Writers Association (1997)

SECOND TEAM

The Sporting News (1997)

THIRD TEAM

Associated Press (1996, 97)

HONORABLE MENTION

Kodak/WBCA (1997)



1996-99

**DOMINIQUE
CANTY**

FIRST TEAM

Associated Press (1999)
U.S. Basketball Writers Association (1998, 99)
Women's Basketball News Service (1999)
Women's Basketball Journal (1999)

SECOND TEAM

Women's Basketball News Service (1998)
Associated Press (1998)
Women's Basketball Journal (1998)

THIRD TEAM


U.S. Basketball Writers Association (1997)

HONORABLE MENTION

Kodak/WBCA (1997, 98, 99)
Associated Press (1997)

FRESHMAN

Women's Basketball News Service (1996)



1997

**LEAH
GOSS**

HONORABLE MENTION

Associated Press

RECORDS & HISTORY

MISCELLANEOUS AWARDS • POLL HISTORY

NAISMITH PLAYER OF THE YEAR

FINALISTS

1994	Niesa Johnson
1997	Shalonda Enis
1998	Dominique Canty
1999	Dominique Canty

PRESEASON NAISMITH CANDIDATES

1995	Niesa Johnson
1997	Shalonda Enis

USBWA FRESHMAN OF THE YEAR

1992	Niesa Johnson
------	---------------

BASKETBALL TIMES

NATIONAL FRESHMAN OF THE YEAR

1992	Niesa Johnson
------	---------------

WOMEN'S BASKETBALL

NEWS SERVICE

FRESHMAN OF THE YEAR

1992	Niesa Johnson
------	---------------

SPORTS ILLUSTRATED

NATIONAL PLAYER OF THE WEEK

Dec. 30, 1992	Niesa Johnson
---------------	---------------

ALABAMA AMATEUR

ATHLETE OF THE YEAR

1993	Niesa Johnson
------	---------------

USA BASKETBALL

JUNIOR NATIONAL TEAM

1992	Niesa Johnson
1993	Niesa Johnson

USA BASKETBALL

WOMEN'S NATIONAL TEAM

1994	Niesa Johnson
------	---------------

USA BASKETBALL

WORLD UNIVERSITY GAMES TEAM

1995	Niesa Johnson
------	---------------

BEFORE ALABAMA

WBCA JC/CC PLAYER OF THE YEAR

1995	Shalonda Enis
1996	Tausha Mills
1998	Kaunda Williams
1999	Boo Barnes

NAISMITH NATIONAL

PLAYER OF THE YEAR

1992	Yolanda Watkins
------	-----------------

USA TODAY

NATIONAL PLAYER OF THE YEAR

1992	Yolanda Watkins
------	-----------------

MCDONALD'S

HIGH SCHOOL ALL-AMERICAN

2010	Kaneisha Horn
------	---------------

WBCA HIGH SCHOOL ALL-AMERICAN

2010	Kaneisha Horn
------	---------------

GATORADE PLAYER OF THE YEAR

1991	Niesa Johnson (Mississippi)
1992	Yolanda Watkins (Alabama)
1996	Joni Crenshaw (Mississippi)
2006	Dedrea Magee (Mississippi)
2010	Kaneisha Horn (Alabama)

STATE PLAYER OF THE YEAR

1985	Julie Beaty (Alabama 3A)
1985	Tracey Rutledge (Georgia)
1991	Niesa Johnson (Mississippi)
1993	Shalonda Enis (Texas Class A)
1994	Latrish Jones (Alabama 6A)
1997	Boo Barnes (Alabama 6A)
2001	Kate Mastin (Alabama 5A)
2010	Kaneisha Horn (Alabama 4A)
	Shafontaye Myers (Alabama 1A)

ALABAMA IN THE FINAL NATIONAL RANKINGS

	AP	WBCA/ Coaches
1984	12	—
1992	18	17
1993	NR	25
1994	16	4
1995	13	13
1996	10	11
1997	8	11
1998	11	11
1999	22	25

HIGHEST REGULAR-SEASON RANKING

2 - *USA Today* (Nov. 12 and Nov. 18, 1996)
2 - Associated Press (Nov. 12, 1996)

NCAA TOURNAMENT AWARDS

FINAL FOUR ALL-TOURNAMENT TEAM

1994	Betsy Harris
------	--------------

REGIONAL MVP

Year	Name	Region
1994	Betsy Harris	Midwest

REGIONAL ALL-TOURNAMENT

Year	Name	Region
1994	Niesa Johnson	Midwest
	Yolanda Watkins	Midwest
1996	Shalonda Enis	West

ACADEMIC AWARDS AND HONORS

SEC ACADEMIC HONOR ROLL

1985	Sandra Rushing	Sr.	Physical Education
1986	Shelly Pyles	So.	Pre-Pharmacy
1987	Shelly Pyles	Jr.	Pre-Pharmacy
1988	Julie Beaty	So.	Business
	Shelly Pyles	Sr.	Pre-Pharmacy
1989	Julie Beaty	Jr.	Business
	Tracy Bowden	So.	Physical Therapy
1990	Julie Beaty	Sr.	Business
	Tracy Bowden	Jr.	Accounting
	Sissy Braden	Sr.	Education
1991	Tracy Bowden	Sr.	Education
	Leslie Claybrook	So.	Sports Management
	Stacey Franklin	Jr.	Education
	Laura Vaughn	Sr.	Education
	Kendra Willis	Sr.	Communications
1992	Leslie Claybrook	Jr.	English
	Stacey Franklin	Sr.	Elementary Education
1993	Leslie Claybrook	Sr.	English
1994	Niesa Johnson	Jr.	Special Education
	Carla Koonce	Jr.	Physical Education
	Sarah Smith	So.	Sports Management
	Madonna Thompson	Jr.	Speech Pathology
1995	Leah Monteith	Fr.	Elementary Education
	Sarah Smith	Jr.	Sports Management
	Marlene Stevenson	Sr.	Engineering
	Madonna Thompson	Sr.	Communication Disorders
	Tonya Tice	Jr.	Human Performance
1996	Cara Crosslin	Jr.	HPE/Pre-Physical Therapy
	Pam Duncan	Sr.	Communication Disorders
	Leah Monteith	So.	Elementary Education
	Jennifer Teeple	Jr.	Sports Management
1997	Pam Duncan	Jr.	Communication Disorders
	Leah Monteith	Jr.	Elementary Education
	Jennifer Teeple	Sr.	Sports Management
	Yolanda Watkins	Sr.	General Studies
1998	Reagan Croyle	Fr.	Pre-Major Studies
	Pam Duncan	Sr.	Elementary Education
	Leah Goss	Sr.	Elementary Education
	Kidada Holtzclaw	Sr.	Human Performance
1999	Kari Belcher	Jr.	Food & Nutrition
	Reagan Croyle	So.	Biology
2000	Kari Belcher	Sr.	Food & Nutrition
2002	Shun Hunter	Sr.	Management
	Leigh Papisan	Sr.	Public Relations
	Katie Sipe	Jr.	Education
2004	Leah Drury	So.	Sports Management
	Lauren Hill	So.	Biology
	Krystle Johnson	Jr.	Math
	Kate Mastin	So.	Pre-Business
	Dee Merriweather	Jr.	Health Studies
	Marverly Nettles	So.	Criminal Justice
	Katie Sipe	Jr.	Hospitality Management
2005	Leah Drury	Jr.	Sports Management
	Natasha Gramble	Sr.	Biology
	Lauren Hill	Jr.	Biology
	Chanel Johnson	Fr.	Pre-Pharmacy

	Krystle Johnson	Sr.	Math
	Kate Mastin	Jr.	Business
	Dee Merriweather	Jr.	Health Studies
	Marverly Nettles	Jr.	Criminal Justice
	Katie Sipe	Sr.	Hotel Management
2006	Camilla Blands	Fr.	Pre-Major Studies
	Leah Drury	Jr.	Sports Management
	Lauren Hill	Jr.	Biology
	Kate Mastin	Jr.	Business
	Dee Merriweather	Sr.	Health Studies
2007	Camilla Blands	So.	Pre-Major Studies
	Alyson Butler	Fr.	Exercise Science
	Leah Drury	Sr.	Sports Management
	Kate Mastin	Sr.	Business
	Navonda Moore	Sr.	Communications
	Courtney Strauthers	Fr.	Exercise Science
	Tamara Williams	Fr.	Health Studies
2008	Camilla Blands	Jr.	Psychology
	Alyson Butler	So.	Exercise Science
	Daliesha Carn	Fr.	Psychology
	Katie Hancock	Fr.	Business Management
	Varisia Raffington	Fr.	Accounting
	Courtney Strauthers	So.	Exercise Science
	Tamara Williams	So.	Health Studies
2009	Alyson Butler	Jr.	Exercise Science
	Ericka Russell	Fr.	Business Administration
	Tamara Williams	Jr.	Health Studies
2010	Alyson Butler	Sr.	Exercise Science
	Katie Hancock	Jr.	Business Management
	Ericka Russell	So.	Business Administration
	Courtney Strauthers	Sr.	Exercise Science
	Tamara Williams	Sr.	Health Studies
2011	Katie Hancock	Sr.	Marketing
	Erin Hogue	So.	General Health Sciences
	Kaneisha Horn	Fr.	Sports Medicine
	Ericka Russell	Jr.	Business Administration
2012	Khristin Bush	So.	Nursing
	Aneesah Daniels	Fr.	Management
2013	Emily Davis	Fr.	Elementary Education
	Nikki Hegstetter	Fr.	Advertising
	Briana Hutchen	So.	Communication Studies
	Khristin Lee	Jr.	Communication Studies
	Jasmine Steele	Fr.	Pre-Business
	Erika Waters	Jr.	General Health
2014	Emily Davis	So.	Elementary Education
	Oceana Hamilton	Fr.	Advertising
	Nikki Hegstetter	So.	Marketing
	Courtney Hunter	Fr.	Accounting
	Briana Hutchen	Jr.	Communication Studies
	Karyla Middlebrook	Fr.	Business
	Kara Rawls	Fr.	Human Development
	Ashley Williams	Fr.	Criminal Justice

RECORDS & HISTORY

ALL-TIME SERIES RESULTS

AIR FORCE 1-0

Dec. 30, 2011 W 80-45 Tuscaloosa, Ala.

AKRON 3-0

Dec. 18, 1996 W 89-44 Myrtle Beach, S.C.

Dec. 6, 1997 W 94-53 Tuscaloosa, Ala.

Dec. 5, 1999 W 82-62 Akron, Ohio

ALABAMA A&M 8-0

Dec. 11, 1999 W 76-51 Tuscaloosa, Ala.

Jan. 4, 2001 W 74-41 Tuscaloosa, Ala.

Dec. 21, 2004 W 71-62 Tuscaloosa, Ala.

Dec. 1, 2005 W 81-55 Tuscaloosa, Ala.

Dec. 17, 2007 W 62-57 Tuscaloosa, Ala.

Dec. 22, 2008 W 76-65 Tuscaloosa, Ala.

Dec. 20, 2010 W 67-62 Tuscaloosa, Ala.

Nov. 25, 2013 W 60-32 Tuscaloosa, Ala.

ALABAMA-HUNTSVILLE 6-0

Dec. 6, 1979 W 95-65 Tuscaloosa, Ala.

Jan. 14, 1980 W 104-72 Huntsville, Ala.

Jan. 22, 1981 W 80-61 Huntsville, Ala.

Feb. 5, 1981 W 87-53 Tuscaloosa, Ala.

Nov. 27, 1984 W 88-57 Huntsville, Ala.

Jan. 9, 1986 W 85-70 Huntsville, Ala.

ALABAMA STATE 14-3

Jan. 26, 1976 W 74-67 Tuscaloosa, Ala.

Feb. 2, 1976 L 76-66 Montgomery, Ala.

Dec. 15, 1979 W 85-79 Montgomery, Ala.

Dec. 2, 1980 W 94-44 Tuscaloosa, Ala.

Feb. 26, 1988 W 88-57 Tuscaloosa, Ala.

Jan. 17, 1991 W 99-71 Montgomery, Ala.

Feb. 13, 1991 W 105-74 Tuscaloosa, Ala.

Nov. 26, 1991 W 103-62 Tuscaloosa, Ala.

Feb. 6, 1992 W 85-66 Montgomery, Ala.

March 1, 1993 W 80-57 Montgomery, Ala.

Feb. 23, 1994 W 98-56 Tuscaloosa, Ala.

Jan. 31, 1996 W 105-42 Tuscaloosa, Ala.

Dec. 5, 2001 L 89-84 Montgomery, Ala.

Nov. 25, 2008 W 75-47 Tuscaloosa, Ala.

Dec. 4, 2009 L 72-67 Montgomery, Ala.

Dec. 1, 2010 W 80-31 Tuscaloosa, Ala.

Dec. 17, 2011 W 64-54 Montgomery, Ala.

ALCORN STATE 6-1

Feb. 3, 1986 W 71-58 Tuscaloosa, Ala.

Feb. 11, 1987 W 74-64 Lorman, Miss.

Feb. 10, 1988 W 82-63 Tuscaloosa, Ala.

Dec. 18, 1988 W 91-77 Tuscaloosa, Ala.

Jan. 25, 1989 L 86-71 Lorman, Miss.

Dec. 9, 1989 W 71-67 Murray, Ky.

Dec. 16, 1989 W 60-49 Tuscaloosa, Ala.

AMERICAN 1-0

Dec. 11, 1988 W 77-31 Huntington, W. Va.

APPALACHIAN STATE 3-0

Jan. 13, 1992 W 114-90 Boone, N.C.

Feb. 8, 1993 W 94-64 Tuscaloosa, Ala.

March 15, 1996 W 95-66 Tuscaloosa, Ala.

ARIZONA 1-0

Nov. 29, 1987 W 80-74^{20T} Bowling Green, Ky.

ARIZONA STATE 2-0

Dec. 28, 1988 W 84-67 Jamaica, N.Y.

Nov. 28, 1996 W 102-74 San Juan, Puerto Rico

ARKANSAS 14-18

Jan. 26, 1980 L 68-54 Fayetteville, Ark.

Jan. 17, 1981 W 70-65 Tuscaloosa, Ala.

Feb. 22, 1992 W 80-76 Fayetteville, Ark.

Feb. 20, 1993 W 66-56 Tuscaloosa, Ala.

Feb. 2, 1994 L 82-75 Fayetteville, Ark.

Dec. 6, 1994 W 93-79 Tuscaloosa, Ala.

March 4, 1995 W 86-72 Chattanooga, Tenn.

Jan. 4, 1996 W 92-85^{OT} Fayetteville, Ark.

Feb. 6, 1997 W 102-61 Tuscaloosa, Ala.

March 1, 1997 W 85-63 Chattanooga, Tenn.

Jan. 11, 1998 L 102-90^{OT} Fayetteville, Ark.

Feb. 18, 1999 L 77-73 Tuscaloosa, Ala.

Feb. 3, 2000 L 66-62 Fayetteville, Ark.

Feb. 1, 2001 W 74-69 Tuscaloosa, Ala.

Jan. 10, 2002 W 84-70 Fayetteville, Ark.

Feb. 2, 2002 L 72-70 Tuscaloosa, Ala.

Feb. 2, 2003 L 59-58 Tuscaloosa, Ala.

March 2, 2003 L 68-57 Fayetteville, Ark.

March 6, 2003 L 53-48 Little Rock, Ark.

Feb. 15, 2004 W 68-65 Tuscaloosa, Ala.

Feb. 10, 2005 L 83-68 Fayetteville, Ark.

Jan. 15, 2006 W 75-73 Tuscaloosa, Ala.

Jan. 18, 2007 L 71-63 Fayetteville, Ark.

Jan. 17, 2008 L 63-49 Tuscaloosa, Ala.

Feb. 22, 2009 L 74-69 Fayetteville, Ark.

Jan. 24, 2010 L 66-62^{OT} Tuscaloosa, Ala.

Feb. 21, 2010 W 69-58 Fayetteville, Ark.

Jan. 16, 2011 L 57-53 Tuscaloosa, Ala.

Feb. 27, 2011 W 92-79 Fayetteville, Ark.

Feb. 2, 2012 L 70-52 Fayetteville, Ark.

Feb. 10, 2013 L 80-91^{30T} Tuscaloosa, Ala.

Feb. 12, 2014 L 75-55 Fayetteville, Ark.

ARKANSAS-PINE BLUFF 2-0

Dec. 4, 2010 W 90-56 Tuscaloosa, Ala.

Nov. 17, 2013 W 79-60 Tuscaloosa, Ala.

ARKANSAS STATE 3-2

Dec. 19, 1985 W 87-68 Jonesboro, Ark.

Jan. 15, 1988 W 83-64 Tuscaloosa, Ala.

Dec. 8, 1989 W 84-65 Murray, Ky.

Nov. 13, 2007 L 73-56 Jonesboro, Ark.

Nov. 18, 2007 L 49-45 Tuscaloosa, Ala.

ARMY 0-1

Jan. 5, 1980 L 62-50 Miami, Fla.

ATHENS COLLEGE 2-0

Dec. 6, 1974 W 78-50 Athens, Ala.

Feb. 1, 1975 W 48-35 Tuscaloosa, Ala.

AUBURN 34-45

Feb. 14, 1975 L 93-71 Auburn, Ala.

Feb. 21, 1975 L 78-60 Auburn, Ala.

March 1, 1975 L 79-74 Tuscaloosa, Ala.

Nov. 17, 1975 L 76-54 Auburn, Ala.

March 1, 1976 W 71-62 Tuscaloosa, Ala.

March 10, 1976 W 90-74 Tuscaloosa, Ala.

Nov. 29, 1976 W 86-81 Tuscaloosa, Ala.

Dec. 16, 1976 W 65-59 Auburn, Ala.

Feb. 24, 1977 W 81-66 Tuscaloosa, Ala.

Nov. 30, 1977 W 67-50 Tuscaloosa, Ala.

Jan. 28, 1978 W 56-48 Auburn, Ala.

Jan. 4, 1979 W 86-67 Starkville, Miss.

Jan. 20, 1979 L 75-64 Auburn, Ala.

Feb. 17, 1979 W 62-55 Tuscaloosa, Ala.

Feb. 24, 1979 L 80-72 Troy, Ala.

Jan. 23, 1980 L 77-71 Auburn, Ala.

Jan. 12, 1981 W 66-65 Tuscaloosa, Ala.

Feb. 1, 1981 L 61-50 Baton Rouge, La.

Feb. 28, 1981 L 67-50 Troy, Ala.

Jan. 27, 1982 L 72-56 Auburn, Ala.

Feb. 22, 1982 L 63-59 Tuscaloosa, Ala.

Jan. 5, 1983 L 60-49 Auburn, Ala.

Feb. 9, 1983 L 79-63 Tuscaloosa, Ala.

Jan. 5, 1984 W 65-56 Auburn, Ala.

Feb. 9, 1984 W 64-60 Tuscaloosa, Ala.

Jan. 16, 1985 L 71-53 Auburn, Ala.

Feb. 18, 1985 W 84-67 Tuscaloosa, Ala.

Jan. 15, 1986 L 87-86^{OT} Tuscaloosa, Ala.

Feb. 21, 1987 L 78-60 Auburn, Ala.

March 5, 1987 L 89-61 Albany, Ga.

Jan. 27, 1988 L 88-57 Tuscaloosa, Ala.

Feb. 22, 1989 L 89-44 Auburn, Ala.

Feb. 21, 1990 W 71-68 Tuscaloosa, Ala.

Feb. 2, 1991 L 77-48 Auburn, Ala.

Feb. 12, 1992 W 72-69 Tuscaloosa, Ala.

Feb. 17, 1993 L 93-67 Auburn, Ala.

Feb. 16, 1994 W 84-71 Tuscaloosa, Ala.

Jan. 28, 1995 L 86-70 Auburn, Ala.

Jan. 24, 1996 W 69-67^{OT} Tuscaloosa, Ala.

Feb. 13, 1996 L 75-58 Auburn, Ala.

March 2, 1996 W 65-59 Chattanooga, Tenn.

Jan. 7, 1997 W 68-65 Auburn, Ala.

Feb. 11, 1997 W 89-57 Tuscaloosa, Ala.

Jan. 7, 1998 W 62-46 Tuscaloosa, Ala.

Feb. 11, 1998 W 62-45 Auburn, Ala.

Jan. 7, 1999 L 73-69 Auburn, Ala.

Feb. 11, 1999 W 72-57 Tuscaloosa, Ala.

Feb. 26, 1999 W 76-72 Chattanooga, Tenn.

Jan. 13, 2000 L 69-51 Auburn, Ala.

Feb. 13, 2000 L 69-59 Tuscaloosa, Ala.

Jan. 11, 2001 W 60-53 Tuscaloosa, Ala.

Feb. 11, 2001 W 61-60 Auburn, Ala.

March 1, 2001 W 59-55 Memphis, Tenn.

Jan. 24, 2002 W 78-70 Tuscaloosa, Ala.

Feb. 10, 2002 W 60-57 Auburn, Ala.

Jan. 19, 2003 L 65-61 Auburn, Ala.

Feb. 27, 2003 W 67-62 Tuscaloosa, Ala.

Jan. 22, 2004 L 70-61 Auburn, Ala.

Feb. 26, 2004 L 72-40 Tuscaloosa, Ala.

Jan. 23, 2005 L 59-43 Auburn, Ala.

Feb. 17, 2005 L 74-63 Tuscaloosa, Ala.

Jan. 8, 2006 W 68-54 Tuscaloosa, Ala.

Jan. 26, 2006 L 65-56 Auburn, Ala.

Jan. 7, 2007 L 63-58 Tuscaloosa, Ala.

Feb. 1, 2007 L 93-61 Auburn, Ala.

Jan. 27, 2008 L 62-48 Tuscaloosa, Ala.

Feb. 14, 2008 L 74-49 Auburn, Ala.

Jan. 22, 2009 L 84-66 Auburn, Ala.

Feb. 8, 2009 L 81-54 Tuscaloosa, Ala.

Jan. 14, 2010 L 74-62 Auburn, Ala.

Feb. 7, 2010 W 55-53 Tuscaloosa, Ala.

Jan. 2, 2011 L 66-55 Tuscaloosa, Ala.

Feb. 17, 2011 W 59-51 Auburn, Ala.

ALL-TIME SERIES RESULTS

Jan. 5, 2012	L	65-55	Tuscaloosa, Ala.
Feb. 23, 2012	L	81-40	Auburn, Ala.
Jan. 24, 2013	W	61-51	Tuscaloosa, Ala.
Feb. 17, 2013	L	53-70	Auburn, Ala.
Jan. 16, 2014	L	61-39	Tuscaloosa, Ala.
Feb. 27, 2014	L	70-65	Auburn, Ala.

AUBURN-MONTGOMERY 2-0			
Dec. 2, 1990	W	92-69	Tuscaloosa, Ala.
Dec. 15, 1990	W	78-57	Montgomery, Ala.

AUSTIN PEAY 3-0			
Dec. 17, 1991	W	97-80	Clarksville, Tenn.
Dec. 15, 1992	W	111-79	Tuscaloosa, Ala.
Dec. 20, 2008	W	63-53	Tuscaloosa, Ala.

BELHAVEN 2-0			
Nov. 24, 1980	W	97-54	Tuscaloosa, Ala.
Nov. 10, 1981	W	64-62	Jackson, Miss.

BALL STATE 1-0			
Dec. 30, 2008	W	81-75	Tuscaloosa, Ala.

BELMONT 5-3			
March 23, 1977	L	88-73	Amarillo, Texas
Jan. 6, 2000	W	84-58	Tuscaloosa, Ala.
Dec. 2, 2000	W	70-67	Nashville, Tenn.
Dec. 20, 2006	W	52-51	Tuscaloosa, Ala.
Nov. 28, 2007	L	75-58	Nashville, Tenn.
Dec. 29, 2008	W	54-49	Tuscaloosa, Ala.
Nov. 21, 2009	L	69-67 ^{OT}	Nashville, Tenn.
Dec. 18, 2010	W	64-46	Tuscaloosa, Ala.

BETHUNE-COOKMAN 2-0			
Dec. 18, 1995	W	94-35	Tuscaloosa, Ala.
Dec. 18, 2003	W	77-44	Orlando, Fla.

BIRMINGHAM-SOUTHERN 3-0			
Nov. 27, 2001	W	73-38	Birmingham, Ala.
Nov. 26, 2002	W	75-58	Tuscaloosa, Ala.
Dec. 18, 2006	W	83-66	Tuscaloosa, Ala.

BOSTON COLLEGE 2-1			
Dec. 6, 1985	W	78-69	Evanston, Ill.
Dec. 28, 1997	W	79-70 ^{OT}	Philadelphia, Pa.
Nov. 28, 2003	L	77-56	Fort Collins, Colo.

BUCKNELL 1-0			
Dec. 29, 2002	W	89-64	Jersey City, N.J.

BYU 1-0			
Dec. 21, 2002	W	70-59	Albuquerque, N.M.

CALIFORNIA 1-0			
Nov. 24, 2000	W	76-63	Chicago, Ill.

CAL STATE-BAKERSFIELD 1-0			
Nov. 28, 2009	W	87-79	San Luis Obispo, Calif.

CAL STATE-FULLERTON 0-1			
Dec. 8, 1984	L	65-64	Las Vegas, Nev.

CAL STATE-NORTHRIDGE 1-0			
Nov. 25, 2006	W	75-56	Moraga, Calif.

CARSON-NEWMAN 1-1			
Jan. 9, 1982	L	63-59	Jefferson City, Tenn.
Jan. 22, 1982	W	85-49	Tuscaloosa, Ala.

CENTENARY 1-0			
Nov. 14, 2008	W	64-55	Tuscaloosa, Ala.

CENTRAL ARKANSAS 1-1			
Nov. 14, 2010	W	87-76	Tuscaloosa, Ala.
Nov. 15, 2011	L	58-46	Conway, Ark.

CENTRAL MICHIGAN 1-0			
March 18, 1984	W	78-70	Mt. Pleasant, Mich.

CHARLESTON 1-0			
Jan. 8, 1982	W	71-68	Jefferson City, Tenn.

CHARLOTTE 1-1			
Feb. 18, 1997	L	69-67 ^{OT}	Charlotte, N.C.
Feb. 5, 1998	W	74-50	Tuscaloosa, Ala.

CHATTANOOGA 6-5			
Nov. 19, 1981	L	85-79	Chattanooga, Tenn.
Dec. 19, 1981	W	89-59	Birmingham, Ala.
Dec. 17, 1982	L	63-51	Tuscaloosa, Ala.
Jan. 3, 1985	W	92-64	Chattanooga, Tenn.
Dec. 31, 1986	W	81-69	Chattanooga, Tenn.
Nov. 24, 1989	W	86-59	Atlanta, Ga.
March 16, 2000	L	70-68	Chattanooga, Tenn.
Nov. 29, 2006	W	68-56	Tuscaloosa, Ala.
Dec. 15, 2007	L	62-34	Chattanooga, Tenn.
Dec. 8, 2012	L	58-72	Tuscaloosa, Ala.
Nov. 8, 2013	W	82-70	Chattanooga, Tenn.

CINCINNATI 2-0			
Dec. 6, 1991	W	100-80	Murfreesboro, Tenn.
Dec. 28, 2012	W	58-47	Honolulu, Hawai'i

CLEMSON 2-2			
Jan. 10, 1981	L	79-72	Tuscaloosa, Ala.
Feb. 1, 1986	W	88-69	Tuscaloosa, Ala.
Dec. 30, 1986	W	85-79	Clemson, S.C.
Dec. 19, 1992	L	79-68	Tuscaloosa, Ala.

COLORADO STATE 1-0			
Dec. 2, 1994	W	74-62	Irvine, Calif.

COLUMBIA 1-0			
Nov. 26, 2005	W	81-66	Seattle, Wash.

CONNECTICUT 0-2			
March 23, 1995	L	87-56	Storrs, Conn.
Dec. 8, 1995	L	81-67	Richmond, Va.

COPPIN STATE 2-0			
Dec. 3, 1993	W	98-31	Tuscaloosa, Ala.
Dec. 29, 2013	W	82-60	Charlottesville, Va.

CREIGHTON 1-0			
Dec. 20, 2000	W	66-56	Nassau, Bahamas

DELAWARE 0-1			
Dec. 29, 2004	L	67-59	Bethlehem, Pa.

DELAWARE STATE 1-0			
Dec. 7, 1990	W	96-44	Radford, Va.

DELTA STATE 3-2			
March 11, 1977	L	81-47	Cleveland, Miss.
March 9, 1978	L	74-61	Tallahassee, Fla.
Jan. 9, 1984	W	84-66	Cleveland, Miss.
Feb. 4, 1984	W	94-66	Tuscaloosa, Ala.
Dec. 4, 1993	W	91-71	Ruston, La.

DePAUL 3-1			
Jan. 14, 1983	W	82-66	Chicago, Ill.
Dec. 9, 1983	W	81-53	Tuscaloosa, Ala.
Nov. 30, 1991	L	91-86	Chicago, Ill.
Nov. 28, 1998	W	87-67	Chicago, Ill.

DRAKE 1-0			
Nov. 27, 1999	W	87-77	Cancun, Mexico

DUKE 1-1			
March 18, 1995	W	121-120 ^{4OT}	Tuscaloosa, Ala.
Nov. 17, 2013	L	92-57	Durham, N.C.

EAST CAROLINA 1-2			
Dec. 29, 1993	W	107-53	Orlando, Fla.
Dec. 8, 2002	L	81-72	Greenville, N.C.
Jan. 2, 2006	L	61-55	Tuscaloosa, Ala.

EAST TENNESSEE STATE 3-1			
Dec. 8, 1993	W	86-65	Johnson City, Tenn.
Jan. 3, 1995	W	102-64	Tuscaloosa, Ala.
Dec. 2, 1996	W	95-64	Johnson City, Tenn.
Jan. 2, 2008	L	73-62	Tuscaloosa, Ala.

EASTERN KENTUCKY 1-0			
March 17, 2002	W	99-77	Richmond, Ky.

EASTERN MICHIGAN 0-1			
Nov. 23, 2007	L	52-43	Freeport, Bahamas

EASTERN WASHINGTON 1-0			
Nov. 26, 1993	W	82-62	Des Moines, Iowa

EDINBORO 0-1			
Jan. 5, 1980	L	74-72	Miami, Fla.

ELON 1-0			
Dec. 18, 1998	W	74-49	Las Cruces, N.M.

FLAGLER 0-1			
March 7, 1975	L	66-65	Athens, Ala.

FLORIDA 29-25			
March 11, 1976	L	64-56	Cleveland, Miss.
Jan. 5, 1977	W	78-72	Gainesville, Fla.
Jan. 17, 1977	W	92-74	Tuscaloosa, Ala.
Jan. 30, 1978	W	70-56	Gainesville, Fla.
Feb. 13, 1978	W	73-56	Tuscaloosa, Ala.
March 4, 1978	L	80-71	Starkville, Miss.
Jan. 22, 1979	L	88-80	Gainesville, Fla.
Jan. 19, 1980	W	85-66	Pensacola, Fla.
Dec. 15, 1980	W	89-66	Tuscaloosa, Ala.
Jan. 29, 1981	W	67-54	Baton Rouge, La.
Feb. 14, 1981	W	95-63	Gainesville, Fla.
Jan. 16, 1982	W	59-58	Pensacola, Fla.

RECORDS & HISTORY

ALL-TIME SERIES RESULTS

Feb. 12, 1983	W	83-56	Pensacola, Fla.
March 3, 1983	W	69-53	Knoxville, Tenn.
Jan. 26, 1986	W	83-62	Tuscaloosa, Ala.
Feb. 28, 1986	W	71-57	Athens, Ga.
Feb. 28, 1987	W	87-65	Tuscaloosa, Ala.
Feb. 3, 1988	W	75-53	Gainesville, Fla.
Jan. 14, 1989	L	76-75	Gainesville, Fla.
Jan. 24, 1990	W	84-71	Tuscaloosa, Ala.
Feb. 9, 1991	L	93-90 ^{OT}	Gainesville, Fla.
March 1, 1991	W	95-75	Albany, Ga.
Jan. 4, 1992	L	103-101 ^{2OT}	Tuscaloosa, Ala.
Jan. 2, 1993	L	81-75	Gainesville, Fla.
March 6, 1993	W	88-73	Chattanooga, Tenn.
Jan. 16, 1994	L	80-75	Tuscaloosa, Ala.
Jan. 15, 1995	L	97-88	Gainesville, Fla.
Feb. 17, 1996	W	73-54	Tuscaloosa, Ala.
Feb. 16, 1997	W	86-81	Gainesville, Fla.
March 2, 1997	L	83-72	Chattanooga, Tenn.
Dec. 21, 1997	L	70-62	Gainesville, Fla.
Feb. 14, 1998	W	73-51	Tuscaloosa, Ala.
Feb. 28, 1998	W	74-61	Columbus, Ga.
Dec. 10, 1998	L	77-71	Tuscaloosa, Ala.
Feb. 15, 1999	W	75-73	Gainesville, Fla.
Feb. 27, 2000	L	84-60	Gainesville, Fla.
Feb. 25, 2001	L	74-62	Tuscaloosa, Ala.
Jan. 13, 2002	L	83-77	Gainesville, Fla.
Feb. 16, 2003	W	69-65	Tuscaloosa, Ala.
Jan. 29, 2004	L	76-69	Gainesville, Fla.
Feb. 6, 2005	W	77-66	Tuscaloosa, Ala.
March 3, 2005	W	62-58	Greenville, S.C.
Jan. 5, 2006	L	59-44	Gainesville, Fla.
Feb. 18, 2007	L	66-64	Tuscaloosa, Ala.
Jan. 13, 2008	L	80-65	Gainesville, Fla.
Feb. 5, 2009	L	92-71	Tuscaloosa, Ala.
Jan. 21, 2010	W	82-58	Tuscaloosa, Ala.
Feb. 28, 2010	W	66-61	Gainesville, Fla.
Jan. 27, 2011	L	70-64	Gainesville, Fla.
Feb. 13, 2011	W	64-59	Tuscaloosa, Ala.
Jan. 19, 2012	L	61-37	Gainesville, Fla.
Feb. 2, 2013	L	54-87	Gainesville, Fla.
Feb. 24, 2013	L	61-67	Tuscaloosa, Ala.
Jan. 30, 2014	L	75-67	Gainesville, Fla.

FLORIDA A&M		2-1	
Nov. 28, 1986	W	81-60	Atlanta, Ga.
Dec. 17, 2008	W	70-68 ^{OT}	Tuscaloosa, Ala.
Dec. 16, 2009	L	61-52	Tallahassee, Fla.

FLORIDA INTERNATIONAL		1-1	
Dec. 21, 2003	L	61-55	Miami, Fla.
Jan. 3, 2005	W	60-54	Tuscaloosa, Ala.

FLORIDA STATE		5-5	
Jan. 12, 1980	W	88-61	Tuscaloosa, Ala.
Nov. 28, 1980	L	77-76	Orlando, Fla.
Dec. 6, 1982	L	73-64	Tuscaloosa, Ala.
Feb. 16, 1982	W	64-61	Tallahassee, Fla.
Feb. 1, 1988	W	70-64	Tallahassee, Fla.
Jan. 30, 1989	W	70-68	Tuscaloosa, Ala.
Dec. 6, 1989	L	81-76	Tuscaloosa, Ala.
Jan. 16, 1991	L	88-65	Tallahassee, Fla.
Dec. 31, 1993	W	87-33	Orlando, Fla.
Nov. 26, 2010	L	68-61	Freeport, Bahamas

FREED-HARDEMAN		1-0	
Feb. 6, 1981	W	95-51	Tuscaloosa, Ala.

FURMAN		1-0	
Nov. 14, 1997	W	91-41	Tuscaloosa, Ala.

GEORGIA 10-36

Jan. 24, 1977	W	77-62	Athens, Ga.
Feb. 3, 1979	W	81-65	Tuscaloosa, Ala.
Jan. 9, 1981	W	72-61	Clemson, S.C.
Jan. 31, 1981	W	80-66	Baton Rouge, La.
March 5, 1984	L	74-65	Athens, Ga.
Feb. 5, 1986	L	73-69	Tuscaloosa, Ala.
March 1, 1986	L	88-71	Athens, Ga.
Nov. 30, 1986	L	78-59	Atlanta, Ga.
Feb. 1, 1987	L	77-55	Athens, Ga.
Jan. 7, 1988	L	84-67	Tuscaloosa, Ala.
Feb. 11, 1989	L	56-55	Athens, Ga.
Jan. 9, 1990	L	70-65	Tuscaloosa, Ala.
Feb. 20, 1991	L	83-47	Athens, Ga.
March 2, 1991	L	78-69	Albany, Ga.
Feb. 29, 1992	W	105-81	Tuscaloosa, Ala.
Feb. 28, 1993	W	67-50	Athens, Ga.
March 7, 1993	L	76-72	Chattanooga, Tenn.
Jan. 5, 1994	W	70-57	Tuscaloosa, Ala.
Jan. 18, 1995	L	91-67	Athens, Ga.
Jan. 18, 1996	L	89-83	Tuscaloosa, Ala.
Dec. 18, 1996	L	89-83	Tuscaloosa, Ala.
Jan. 15, 1997	W	68-64	Athens, Ga.
Feb. 8, 1998	W	90-77	Tuscaloosa, Ala.
Jan. 3, 1999	L	85-70	Athens, Ga.
Jan. 9, 2000	L	71-62	Tuscaloosa, Ala.
Feb. 24, 2000	L	72-37	Athens, Ga.
Jan. 7, 2001	L	96-41	Athens, Ga.
Feb. 22, 2001	L	71-48	Tuscaloosa, Ala.
Feb. 21, 2002	L	73-62	Athens, Ga.
Feb. 28, 2002	L	64-60	Nashville, Tenn.
Jan. 23, 2003	L	77-47	Tuscaloosa, Ala.
Feb. 1, 2004	L	71-68	Athens, Ga.
Feb. 3, 2005	L	72-63	Tuscaloosa, Ala.
Feb. 5, 2006	L	84-59	Athens, Ga.
Feb. 8, 2007	L	92-51	Tuscaloosa, Ala.
Jan. 20, 2008	L	71-53	Athens, Ga.
March 6, 2008	L	71-62	Nashville, Tenn.
Jan. 25, 2009	L	63-61	Tuscaloosa, Ala.
Jan. 3, 2010	L	52-44	Tuscaloosa, Ala.
Feb. 14, 2010	L	76-47	Athens, Ga.
March 4, 2010	L	73-66	Duluth, Ga.
Jan. 20, 2011	L	60-51	Tuscaloosa, Ala.
Feb. 6, 2011	L	81-54	Athens, Ga.
Feb. 5, 2012	L	81-66	Tuscaloosa, Ala.
Jan. 10, 2013	L	83-95	Tuscaloosa, Ala.
Jan. 31, 2013	L	59-65	Athens, Ga.
Jan. 26, 2014	W	69-66	Tuscaloosa, Ala.

GEORGIA SOUTHERN 7-1

Jan. 31, 1975	L	73-66	Tuscaloosa, Ala.
Jan. 11, 1989	W	73-54	Tuscaloosa, Ala.
March 17, 1993	W	102-70	Tuscaloosa, Ala.
Feb. 18, 1998	W	87-48	Statesboro, Ga.
Nov. 15, 1998	W	72-40	Tuscaloosa, Ala.
Dec. 22, 2005	W	76-71	Tuscaloosa, Ala.
Nov. 19, 2010	W	65-55	Statesboro, Ga.
Nov. 21, 2011	W	67-34	Tuscaloosa, Ala.

GEORGIA STATE 8-1

Dec. 19, 1977	W	68-58	Atlanta, Ga.
Feb. 14, 1979	L	92-84	Tuscaloosa, Ala.
Dec. 5, 1981	W	71-54	Tuscaloosa, Ala.
Jan. 4, 1982	W	75-68	Atlanta, Ga.
Dec. 4, 1982	W	94-67	Atlanta, Ga.
Jan. 7, 1984	W	95-83	Tuscaloosa, Ala.
Feb. 1, 1985	W	100-67	Tuscaloosa, Ala.
Nov. 25, 1989	W	102-70	Atlanta, Ga.
Dec. 21, 1990	W	62-21	Tuscaloosa, Ala.

GEORGIA TECH 3-0

Nov. 23, 1982	W	63-56	Tuscaloosa, Ala.
Nov. 30, 1983	W	79-47	Tuscaloosa, Ala.
Dec. 29, 1992	W	103-101 ^{OT}	Atlanta, Ga.

GRAMBLING STATE 5-0

Dec. 18, 1992	W	117-51	Tuscaloosa, Ala.
Dec. 4, 1993	W	81-50	Tuscaloosa, Ala.
Nov. 26, 1994	W	90-70	Tuscaloosa, Ala.
Dec. 27, 1996	W	70-67	Tuscaloosa, Ala.
March 12, 1999	W	80-68	Chapel Hill, N.C.

HAMPTON 2-0

Dec. 20, 2007	W	63-60 ^{OT}	Tuscaloosa, Ala.
Nov. 22, 2008	W	69-60	Hampton, Va.

HAWAI'I 1-0

Dec. 30, 2012	W	44-43	Honolulu, Hawai'i
---------------	---	-------	-------------------

HOUSTON 3-3

Dec. 2, 1989	L	71-51	Murfreesboro, Tenn.
Dec. 20, 1991	W	93-80	Tuscaloosa, Ala.
Jan. 4, 2003	L	68-62	Houston, Texas
Jan. 3, 2004	L	76-70	Tuscaloosa, Ala.
Nov. 13, 2012	W	83-74	Houston, Texas
Dec. 8, 2013	W	51-44	Tuscaloosa, Ala.

IDAHO STATE 1-0

Dec. 12, 1981	W	93-55	Columbia, Mo.
---------------	---	-------	---------------

ILLINOIS 2-1

Jan. 7, 1994	W	79-68	Champaign, Ill.
Jan. 10, 1995	W	84-47	Tuscaloosa, Ala.
Nov. 29, 2009	L	64-55	San Luis Obispo, Calif.

ILLINOIS-CHICAGO 3-0

Dec. 18, 1986	W	102-58	Tuscaloosa, Ala.
Nov. 25, 2000	W	73-43	Chicago, Ill.
Dec. 16, 2002	W	80-72	Tuscaloosa, Ala.

INDIANA 1-0

Nov. 30, 1997	W	77-70	Honolulu, Hawai'i
---------------	---	-------	-------------------

INDIANA STATE 0-1

March 24, 1977	L	84-75	Amarillo, Texas
----------------	---	-------	-----------------

IOWA 1-0

March 20, 1994	W	84-78	Tuscaloosa, Ala.
----------------	---	-------	------------------

IOWA STATE 1-1

Nov. 27, 1993	W	99-57	Des Moines, Iowa
Nov. 29, 1998	L	61-58	Honolulu, Hawai'i

ALL-TIME SERIES RESULTS

JACKSON STATE 7-0

Nov. 28, 1985	W	79-50	Tuscaloosa, Ala.
Dec. 18, 1985	W	80-68	Jackson, Miss.
Dec. 19, 1991	W	86-60	Tuscaloosa, Ala.
Dec. 9, 1995	W	92-62	Las Cruces, N.M.
Dec. 6, 1996	W	62-37	Tuscaloosa, Ala.
Jan. 27, 1997	W	78-44	Tuscaloosa, Ala.
Nov. 17, 2009	W	79-39	Tuscaloosa, Ala.

JACKSONVILLE STATE 8-0

Jan. 23, 1978	W	78-56	Tuscaloosa, Ala.
Feb. 8, 1990	W	69-63	Tuscaloosa, Ala.
Nov. 27, 1990	W	89-79	Tuscaloosa, Ala.
Dec. 18, 2001	W	72-53	Jacksonville, Ala.
Dec. 2, 2003	W	81-52	Tuscaloosa, Ala.
Dec. 22, 2007	W	63-54	Tuscaloosa, Ala.
Nov. 11, 2012	W	80-43	Tuscaloosa, Ala.
Dec. 17, 2013	W	75-62	Tuscaloosa, Ala.

JUDSON 6-2

Dec. 6, 1974	W	77-53	Athens, Ala.
Jan. 16, 1975	W	71-63	Tuscaloosa, Ala.
Jan. 30, 1975	L	63-57	Marion, Ala.
Feb. 22, 1975	L	61-29	Auburn, Ala.
Jan. 19, 1975	W	73-63	Tuscaloosa, Ala.
Feb. 16, 1976	W	84-73	Marion, Ala.
Feb. 19, 1977	W	95-43	Tuscaloosa, Ala.
Feb. 20, 1978	W	87-47	Marion, Ala.

KANSAS 1-1

Dec. 12, 2010	L	79-57	Lawrence, Kan.
Dec. 4, 2011	W	80-76	Tuscaloosa, Ala.

KANSAS STATE 1-1

Nov. 26, 1999	W	63-60	Cancun, Mexico
Dec. 18, 2004	L	71-52	Springfield, Mo.

KENTUCKY 17-24

Jan. 20, 1978	W	66-62	Lexington, Ky.
Jan. 13, 1979	W	83-70	Tuscaloosa, Ala.
Feb. 8, 1980	L	77-69	Knoxville, Tenn.
Feb. 26, 1982	L	82-76	Lexington, Ky.
Jan. 18, 1983	L	104-77	Tuscaloosa, Ala.
Dec. 20, 1983	W	78-49	Lexington, Ky.
Feb. 12, 1986	W	76-75	Tuscaloosa, Ala.
Feb. 7, 1987	L	89-80	Lexington, Ky.
Jan. 13, 1988	W	74-54	Tuscaloosa, Ala.
Feb. 17, 1989	L	89-84	Lexington, Ky.
Feb. 17, 1990	L	74-58	Tuscaloosa, Ala.
Jan. 24, 1991	W	72-65	Lexington, Ky.
Feb. 1, 1992	W	78-72	Tuscaloosa, Ala.
March 6, 1992	L	95-87	Albany, Ga.
Jan. 31, 1993	L	77-73	Lexington, Ky.
Feb. 13, 1994	W	96-82	Tuscaloosa, Ala.
Feb. 18, 1995	W	68-62	Lexington, Ky.
Jan. 20, 1996	W	66-51	Tuscaloosa, Ala.
Jan. 22, 1997	W	78-62	Cincinnati, Ohio
Jan. 24, 1998	W	62-56	Tuscaloosa, Ala.
Jan. 24, 1999	L	76-72	Lexington, Ky.
Jan. 27, 2000	W	68-67	Tuscaloosa, Ala.
March 2, 2000	L	67-63	Chattanooga, Tenn.
Jan. 25, 2001	L	71-64	Lexington, Ky.
Jan. 6, 2002	L	63-62	Tuscaloosa, Ala.
Jan. 27, 2002	W	61-58	Lexington, Ky.
Jan. 12, 2003	L	59-55	Lexington, Ky.

Feb. 23, 2003	L	73-71 ^{20T}	Tuscaloosa, Ala.
Feb. 22, 2004	L	62-59	Lexington, Ky.
Jan. 9, 2005	W	69-39	Tuscaloosa, Ala.
Feb. 26, 2006	L	80-60	Lexington, Ky.
Jan. 11, 2007	L	63-62	Tuscaloosa, Ala.
Feb. 17, 2008	L	64-44	Lexington, Ky.
Jan. 15, 2009	L	67-57	Tuscaloosa, Ala.
Jan. 17, 2010	L	88-63	Lexington, Ky.
Jan. 30, 2011	L	69-82	Tuscaloosa, Ala.
Jan. 29, 2012	L	82-68	Lexington, Ky.
Feb. 16, 2012	W	77-75	Tuscaloosa, Ala.
Jan. 6, 2013	L	70-87	Tuscaloosa, Ala.
Jan. 2, 2014	L	85-63	Tuscaloosa, Ala.
Jan. 23, 2014	W	57-55	Lexington, Ky.

LAMAR 2-1

Nov. 29, 1989	W	71-64	Beaumont, Texas
Dec. 20, 1990	L	72-62	Tuscaloosa, Ala.
Dec. 9, 1994	W	102-50	Arlington, Texas

LAMBUTH 1-0

Feb. 13, 1976	W	80-49	Jackson, Tenn.
---------------	---	-------	----------------

LIBERTY 1-0

Dec. 7, 2002	W	67-64	Greenville, N.C.
--------------	---	-------	------------------

LIPSCOMB 1-0

Jan. 24, 1986	W	78-50	Nashville, Tenn.
---------------	---	-------	------------------

LIVINGSTON 4-0

Dec. 3, 1981	W	72-63	Tuscaloosa, Ala.
Feb. 16, 1982	W	69-66	Livingston, Ala.
Dec. 3, 1986	W	81-70	Tuscaloosa, Ala.
Dec. 8, 1987	W	88-72	Livingston, Ala.

LONG BEACH STATE 1-0

Nov. 29, 2003	W	84-66	Fort Collins, Colo.
---------------	---	-------	---------------------

LIU BROOKLYN 1-0

Dec. 29, 2012	W	80-58	Honolulu, Hawai'i
---------------	---	-------	-------------------

LOUISIANA-MONROE 1-0

Nov. 29, 1991	W	118-86	Chicago, Ill.
---------------	---	--------	---------------

LSU 17-36

Jan. 8, 1977	L	81-80	Tuscaloosa, Ala.
Feb. 5, 1997	L	99-75	Baton Rouge, La.
Jan. 4, 1978	L	84-60	Tuscaloosa, Ala.
Nov. 18, 1978	L	105-57	Baton Rouge, La.
Feb. 16, 1980	W	79-58	Tuscaloosa, Ala.
Jan. 3, 1981	L	80-68	Baton Rouge, La.
Feb. 13, 1982	W	80-78	Tuscaloosa, Ala.
Feb. 20, 1982	L	76-64	Baton Rouge, La.
Jan. 22, 1983	L	77-73	Tuscaloosa, Ala.
Feb. 19, 1983	L	72-56	Baton Rouge, La.
Jan. 21, 1984	L	73-61	Baton Rouge, La.
Feb. 17, 1984	L	78-74	Tuscaloosa, Ala.
Jan. 19, 1985	L	83-76 ^{20T}	Tuscaloosa, Ala.
Feb. 6, 1985	L	87-76	Baton Rouge, La.
Feb. 8, 1986	L	83-82	Tuscaloosa, Ala.
Feb. 15, 1987	L	81-66	Baton Rouge, La.
Jan. 20, 1988	W	81-79 ^{OT}	Tuscaloosa, Ala.
Jan. 21, 1989	L	74-71	Baton Rouge, La.
Jan. 21, 1990	W	67-66	Tuscaloosa, Ala.
Feb. 16, 1991	L	78-66	Baton Rouge, La.

Jan. 18, 1992	W	80-72	Tuscaloosa, Ala.
Jan. 16, 1993	W	74-69	Baton Rouge, La.
March 5, 1993	W	106-86	Chattanooga, Tenn.
Jan. 30, 1994	W	91-74	Tuscaloosa, Ala.
Jan. 31, 1995	W	90-60	Baton Rouge, La.
Feb. 3, 1996	W	86-60	Tuscaloosa, Ala.
March 3, 1996	W	86-70	Chattanooga, Tenn.
Feb. 1, 1997	L	84-74	Baton Rouge, La.
Jan. 29, 1998	W	67-54	Baton Rouge, La.
Feb. 3, 1998	W	73-51	Tuscaloosa, Ala.
Jan. 28, 1999	W	71-66	Tuscaloosa, Ala.
Feb. 3, 1999	L	75-50	Baton Rouge, La.
Feb. 10, 2000	W	72-68	Tuscaloosa, Ala.
Feb. 8, 2001	L	74-58	Baton Rouge, La.
Feb. 24, 2002	W	82-73	Tuscaloosa, Ala.
Feb. 13, 2003	L	85-43	Baton Rouge, La.
Feb. 5, 2004	L	103-68	Tuscaloosa, Ala.
Jan. 16, 2005	L	76-51	Baton Rouge, La.
March 4, 2005	L	60-59	Greenville, S.C.
Jan. 19, 2006	L	79-43	Baton Rouge, La.
Feb. 23, 2006	L	86-61	Tuscaloosa, Ala.
Jan. 21, 2007	L	61-45	Tuscaloosa, Ala.
Feb. 25, 2007	L	70-27	Baton Rouge, La.
Feb. 7, 2008	L	89-53	Tuscaloosa, Ala.
Jan. 11, 2009	L	55-34	Baton Rouge, La.
Jan. 31, 2010	L	78-41	Tuscaloosa, Ala.
Jan. 9, 2011	L	72-43	Baton Rouge, La.
March 3, 2011	L	60-36	Nashville, Tenn.
Jan. 8, 2012	L	84-40	Baton Rouge, La.
Feb. 12, 2012	L	51-46	Tuscaloosa, Ala.
Feb. 28, 2013	L	42-76	Baton Rouge, La.
March 2, 2014	W	78-60	Tuscaloosa, Ala.
March 6, 2014	L	65-78	Duluth, Ga.

LOUISIANA TECH 2-11

Dec. 9, 1982	L	83-55	Ruston, La.
Feb. 9, 1985	L	76-51	Ruston, La.
Feb. 22, 1986	L	82-77	Tuscaloosa, Ala.
Jan. 29, 1990	L	66-49	Tuscaloosa, Ala.
Jan. 3, 1991	L	63-57	Ruston, La.
Dec. 5, 1993	L	93-72	Ruston, La.
Dec. 11, 1993	W	99-77	Tuscaloosa, Ala.
April 2, 1994	L	69-66	Richmond, Va.
Feb. 11, 1995	L	72-56	Ruston, La.
March 21, 1998	L	71-57	Lubbock, Texas
Dec. 16, 2006	L	66-57	Ruston, La.
Dec. 5, 2007	L	62-61	Tuscaloosa, Ala.
Nov. 26, 2011	W	67-59	St. Thomas, U.S.V.I.

LOUISVILLE 3-1

Dec. 18, 1983	W	71-55	Louisville, Ky.
Jan. 21, 1985	W	74-63	Tuscaloosa, Ala.
Nov. 23, 2001	W	90-89	Malibu, Calif.
Nov. 28, 2008	L	73-56	Reno, Nev.

LOYOLA-CHICAGO 2-0

Dec. 2, 1991	W	83-74	Chicago, Ill.
Feb. 3, 1993	W	107-64	Tuscaloosa, Ala.

LYNN 1-0

Dec. 7, 1996	W	85-44	Tuscaloosa, Ala.
--------------	---	-------	------------------

MAINE 1-1

Jan. 5, 1995	L	75-73	Orono, Maine
Nov. 25, 1995	W	79-43	Tuscaloosa, Ala.

RECORDS & HISTORY

RECORDS & HISTORY

ALL-TIME SERIES RESULTS

MARQUETTE	1-0
Dec. 8, 1985	W 66-40 Milwaukee, Wis.

MARSHALL	1-0
Nov. 28, 1997	W 91-62 Honolulu, Hawaii

MARYLAND	1-0
Dec. 22, 2001	W 71-56 Cancun, Mexico

MASSACHUSETTS	2-0
Dec. 29, 2000	W 74-62 Jersey City, N.J.
Dec. 29, 2001	W 66-65 Villanova, Penn.

McNEESE STATE	3-0
Dec. 2, 1988	W 82-54 Hattiesburg, Miss.
Dec. 4, 2006	W 84-55 Tuscaloosa, Ala.
Nov. 23, 2010	W 69-53 Tuscaloosa, Ala.

MEMPHIS	6-6
Jan. 10, 1976	W 61-57 Tuscaloosa, Ala.
Feb. 14, 1976	L 94-62 Memphis, Tenn.
Jan. 7, 1977	L 78-73 Tuscaloosa, Ala.
Nov. 28, 1977	L 101-65 Memphis, Tenn.
Feb. 19, 1979	W 72-69 Tuscaloosa, Ala.
Dec. 11, 1981	L 69-56 Columbia, Mo.
Dec. 1, 1982	L 74-69 Memphis, Tenn.
Jan. 11, 1984	W 88-67 Tuscaloosa, Ala.
Dec. 29, 1999	L 77-57 Memphis, Tenn.
Dec. 6, 2000	W 65-55 Tuscaloosa, Ala.
March 15, 2001	W 77-67 Tuscaloosa, Ala.
March 17, 2011	W 80-69 Memphis, Tenn.

MERCER	2-0
Jan. 21, 1993	W 91-69 Macon, Ga.
Jan. 18, 1994	W 101-46 Tuscaloosa, Ala.

MICHIGAN	2-0
Nov. 24, 2003	W 76-74 ^{OT} Ann Arbor, Mich.
Nov. 19, 2004	W 81-79 Tuscaloosa, Ala.

MICHIGAN STATE	1-2
Nov. 20, 1999	L 73-72 East Lansing, Mich.
Dec. 10, 2000	W 54-53 Tuscaloosa, Ala.
March 19, 2002	L 79-61 East Lansing, Mich.

MIDDLE TENNESSEE	7-2
Dec. 3, 1977	W 75-69 Murfreesboro, Tenn.
Dec. 4, 1978	W 90-84 Tuscaloosa, Ala.
Feb. 8, 1988	W 97-58 Tuscaloosa, Ala.
Dec. 7, 1991	W 101-69 Murfreesboro, Tenn.
Dec. 19, 1994	W 99-70 Tuscaloosa, Ala.
Dec. 17, 1995	W 68-53 Murfreesboro, Tenn.
Jan. 8, 2004	L 65-61 ^{OT} Murfreesboro, Tenn.
Nov. 22, 2004	W 80-66 Tuscaloosa, Ala.
Dec. 14, 2008	L 77-67 Murfreesboro, Tenn.

MIAMI (FLORIDA)	2-0
Jan. 4, 1980	W 73-61 Miami, Fla.
Dec. 29, 1996	W 75-43 Miami, Fla.

OLE MISS	21-33
Jan. 10, 1977	L 73-70 Tuscaloosa, Ala.
Feb. 7, 1977	L 76-55 Oxford, Miss.
Dec. 5, 1977	L 87-70 Tuscaloosa, Ala.
Feb. 15, 1978	L 53-46 Oxford, Miss.

March 3, 1978	L 73-71 Starkville, Miss.
Jan. 5, 1979	L 100-82 Starkville, Miss.
Feb. 2, 1980	L 72-70 Oxford, Miss.
Jan. 11, 1982	W 93-89 ^{2OT} Tuscaloosa, Ala.
Feb. 6, 1982	L 65-53 Oxford, Miss.
Jan. 24, 1983	L 76-68 Tuscaloosa, Ala.
Feb. 21, 1983	L 85-58 Oxford, Miss.
Jan. 23, 1984	L 60-52 Oxford, Miss.
Feb. 20, 1984	W 80-65 Tuscaloosa, Ala.
Jan. 12, 1985	L 76-60 Tuscaloosa, Ala.
Jan. 26, 1985	L 66-46 Oxford, Miss.
Jan. 29, 1986	L 76-69 Oxford, Miss.
Jan. 17, 1987	L 74-70 Tuscaloosa, Ala.
Feb. 24, 1988	W 87-86 Oxford, Miss.
March 4, 1988	L 76-66 Albany, Ga.
Jan. 7, 1989	L 73-58 Tuscaloosa, Ala.
Jan. 6, 1990	L 67-41 Oxford, Miss.
March 2, 1990	L 71-45 Albany, Ga.
Feb. 6, 1991	L 78-72 Tuscaloosa, Ala.
Feb. 15, 1992	L 72-59 Oxford, Miss.
Feb. 13, 1993	W 93-74 Tuscaloosa, Ala.
Feb. 26, 1994	W 76-64 Oxford, Miss.
March 4, 1994	W 86-84 ^{OT} Chattanooga, Tenn.
Feb. 27, 1995	W 84-78 Tuscaloosa, Ala.
Jan. 7, 1996	L 65-55 Oxford, Miss.
Jan. 5, 1997	W 88-60 Tuscaloosa, Ala.
Jan. 14, 1998	W 82-62 Oxford, Miss.
Jan. 14, 1999	W 78-51 Tuscaloosa, Ala.
Jan. 20, 2000	W 69-67 Oxford, Miss.
Jan. 30, 2000	W 69-67 Tuscaloosa, Ala.
Jan. 18, 2001	L 65-57 Tuscaloosa, Ala.
Jan. 28, 2001	W 67-64 Oxford, Miss.
Feb. 17, 2002	W 86-69 Tuscaloosa, Ala.
Jan. 26, 2003	W 81-70 Oxford, Miss.
Jan. 15, 2004	W 67-62 Tuscaloosa, Ala.
March 4, 2004	L 63-56 Nashville, Tenn.
Feb. 13, 2005	L 68-54 Oxford, Miss.
Feb. 9, 2006	L 77-67 Tuscaloosa, Ala.
Feb. 11, 2007	L 84-43 Oxford, Miss.
March 1, 2007	L 78-49 Duluth, Ga.
Feb. 3, 2008	L 76-47 Oxford, Miss.
Feb. 24, 2008	L 70-54 Tuscaloosa, Ala.
Jan. 18, 2009	L 73-43 Oxford, Miss.
Feb. 19, 2009	W 67-59 Tuscaloosa, Ala.
Jan. 6, 2010	L 70-56 Oxford, Miss.
Feb. 20, 2011	W 61-52 Tuscaloosa, Ala.
Jan. 15, 2012	L 69-55 Tuscaloosa, Ala.
Feb. 9, 2012	W 52-47 Oxford, Miss.
Jan. 13, 2013	W 83-75 Oxford, Miss.
Jan. 12, 2012	W 93-79 Tuscaloosa, Ala.

MISSISSIPPI COLLEGE	5-3
March 7, 1975	L 103-58 Athens, Ga.
Jan. 28, 1977	W 82-79 Tuscaloosa, Ala.
Feb. 4, 1977	L 97-90 Clinton, Miss.
March 4, 1981	L 76-72 Tuscaloosa, Ala.
Dec. 1, 1984	W 92-70 Tuscaloosa, Ala.
Jan. 28, 1985	W 96-71 Clinton, Miss.
Jan. 24, 1987	W 99-60 Tuscaloosa, Ala.
March 2, 1987	W 83-60 Clinton, Miss.

MISSISSIPPI STATE	36-16
Jan. 15, 1977	L 110-74 Starkville, Miss.
Feb. 12, 1977	W 88-66 Tuscaloosa, Ala.
Jan. 8, 1978	W 75-61 Tuscaloosa, Ala.

Feb. 4, 1978	W 60-56 Starkville, Miss.
Nov. 30, 1979	L 75-72 Ruston, La.
Jan. 14, 1981	L 75-69 Tuscaloosa, Ala.
Feb. 18, 1981	W 75-73 ^{2OT} Starkville, Miss.
Jan. 6, 1982	W 76-62 Starkville, Miss.
Feb. 3, 1982	W 87-65 Tuscaloosa, Ala.
Jan. 29, 1983	W 74-69 Starkville, Miss.
Feb. 26, 1983	W 69-58 Tuscaloosa, Ala.
Jan. 28, 1984	W 68-50 Tuscaloosa, Ala.
Feb. 25, 1984	W 69-61 Starkville, Miss.
Jan. 9, 1985	W 80-65 Starkville, Miss.
Jan. 24, 1985	W 87-61 Tuscaloosa, Ala.
Jan. 2, 1986	W 57-44 Starkville, Miss.
Feb. 4, 1987	W 77-54 Starkville, Miss.
March 4, 1987	W 88-76 Albany, Ga.
Feb. 13, 1988	W 77-73 Starkville, Miss.
Feb. 8, 1989	W 77-64 Tuscaloosa, Ala.
March 3, 1989	W 59-55 Albany, Ga.
Feb. 14, 1990	W 71-63 Starkville, Miss.
Jan. 23, 1991	W 69-57 Starkville, Miss.
Feb. 23, 1991	W 73-56 Tuscaloosa, Ala.
Feb. 8, 1992	W 69-66 Tuscaloosa, Ala.
Feb. 6, 1993	W 102-89 Starkville, Miss.
Feb. 19, 1994	W 68-55 Tuscaloosa, Ala.
Feb. 25, 1995	W 76-55 Starkville, Miss.
Jan. 13, 1996	W 97-64 Tuscaloosa, Ala.
Jan. 10, 1997	W 72-52 Starkville, Miss.
Jan. 18, 1998	W 85-69 Tuscaloosa, Ala.
Jan. 17, 1999	W 75-59 Starkville, Miss.
Jan. 23, 2000	L 85-65 Tuscaloosa, Ala.
Jan. 21, 2001	W 65-62 Starkville, Miss.
Feb. 7, 2002	W 92-86 Tuscaloosa, Ala.
Jan. 30, 2003	L 72-56 Starkville, Miss.
Jan. 25, 2004	L 65-57 Tuscaloosa, Ala.
Feb. 29, 2004	L 81-78 ^{OT} Starkville, Miss.
Jan. 13, 2005	L 84-77 Starkville, Miss.
Jan. 30, 2005	W 72-61 Tuscaloosa, Ala.
Feb. 12, 2006	W 61-59 Starkville, Miss.
Feb. 22, 2007	L 89-70 Tuscaloosa, Ala.
Jan. 31, 2008	L 72-59 Starkville, Miss.
March 1, 2009	L 67-49 Tuscaloosa, Ala.
Feb. 4, 2010	L 77-44 Starkville, Miss.
Feb 25, 2010	L 71-47 Tuscaloosa, Ala.
Feb. 3, 2011	W 66-61 Starkville, Miss.
Feb. 24, 2011	L 68-55 Tuscaloosa, Ala.
Jan. 12, 2012	L 66-61 Tuscaloosa, Ala.
Feb. 21, 2013	L 51-75 Starkville, Miss.
March 6, 2013	W 63-36 Duluth, Ga.
Feb. 20, 2014	W 72-64 Tuscaloosa, Ala.

MISSISSIPPI VALLEY STATE	2-0
Jan. 8, 1992	W 92-61 Itta Bena, Miss.
Feb. 24, 1992	W 110-51 Tuscaloosa, Ala.

MISSISSIPPI UNIVERSITY FOR WOMEN	2-0
Feb. 14, 1980	W 76-71 Tuscaloosa, Ala.
Feb. 3, 1981	W 75-62 Columbus, Miss.

MISSOURI	2-3
Jan. 7, 1981	L 69-67 Tuscaloosa, Ala.
March 13, 2002	W 68-67 Columbia, Mo.
Nov. 24, 2006	L 78-70 Moraga, Calif.
March 3, 2013	L 64-88 Tuscaloosa, Ala.
Feb. 9, 2014	W 59-56 Columbia, Mo.

ALL-TIME SERIES RESULTS

MISSOURI-KANSAS CITY 1-0
Dec. 20, 1999 W 84-69 Moraga, Calif.

MISSOURI STATE 1-0
Dec. 30, 1985 W 86-53 Tuscaloosa, Ala.

MONTEVALLO 5-0
Jan. 8, 1975 W 64-51 Montevallo, Ala.
Jan. 13, 1976 W 65-46 Montevallo, Ala.
Feb. 9, 1976 W 106-64 Tuscaloosa, Ala.
Dec. 11, 1977 W 77-31 Montevallo, Ala.
Dec. 19, 1987 W 86-62 Tuscaloosa, Ala.

MORGAN STATE 1-0
Dec. 8, 1990 W 77-42 Radford, Va.

MOUNT ST. MARY'S 1-0
March 16, 1995 W 82-55 Tuscaloosa, Ala.

NEBRASKA 0-2
Nov. 16, 1997 L 74-66 Lincoln, Neb.
Nov. 11, 2013 L 62-48 Lincoln, Neb.

NEVADA 2-0
Jan. 3, 1987 W 67-66 Reno, Nev.
Nov. 26, 2005 W 76-46 St. Thomas, U.S.V.I.

NEW MEXICO STATE 1-1
Dec. 31, 1987 L 102-81 Las Cruces, N.M.
Nov. 27, 1998 W 77-31 Chicago, Ill.

NEW ORLEANS 1-1
Jan. 15, 1990 W 67-57 Tuscaloosa, Ala.
Dec. 17, 1990 L 67-55 New Orleans, La.

NICHOLLS STATE 0-1
Nov. 12, 2011 L 72-51 Tuscaloosa, Ala.

NORTH ALABAMA 5-0
Feb. 3, 1975 W 80-52 Florence, Ala.
Feb. 21, 1975 W 52-51 Auburn, Ala.
Jan. 30, 1976 W 72-43 Tuscaloosa, Ala.
Jan. 10, 1986 W 85-54 Florence, Ala.
Dec. 15, 1988 W 98-59 Tuscaloosa, Ala.

NORTH CAROLINA 3-6
Jan. 21, 1978 W 77-72 Lexington, Ky.
Jan. 3, 1983 L 77-66 Tuscaloosa, Ala.
Dec. 3, 1983 W 81-69 Chapel Hill, N.C.
Dec. 10, 1988 L 75-71 Huntington, W.Va.
March 21, 1993 L 74-73^{OT} Chapel Hill, N.C.
Dec. 30, 1993 L 89-83 Orlando, Fla.
Dec. 20, 1996 W 88-74 Myrtle Beach, S.C.
Dec. 20, 1998 L 90-75 Myrtle Beach, S.C.
March 14, 1999 L 70-56 Chapel Hill, N.C.

N.C. STATE 3-1
Dec. 4, 1983 W 80-72 Chapel Hill, N.C.
March 17, 1996 W 88-68 Tuscaloosa, Ala.
Nov. 30, 1996 L 91-81 Puerto Rico
Nov. 17, 2010 W 95-84 Tuscaloosa, Ala.

NORTH DAKOTA STATE 1-1
Dec. 20, 2005 L 68-56 Fargo, N.D.
Dec. 30, 2006 W 78-53 Tuscaloosa, Ala.

NORTH GEORGIA 0-1
Feb. 7, 1975 L 70-57 Troy, Ala.

NORTHERN IOWA 1-0
Nov. 29, 2008 W 76-56 Reno, Nev.

NORTH TEXAS 1-1
Dec. 7, 2011 L 69-63 Denton, Texas
Nov. 19, 2012 W 88-83^{3OT} Tuscaloosa, Ala.

NORTHWESTERN 1-1
Dec. 7, 1985 L 66-58 Evanston, Ill.
March 20, 2011 W 72-70 Evanston, Ill.

NORTHWESTERN STATE 7-0
Dec. 10, 1982 W 74-67 Ruston, La.
Jan. 2, 1987 W 94-92 Reno, Nev.
Jan. 16, 1996 W 74-69 Natchitoches, La.
Jan. 20, 1998 W 74-68 Natchitoches, La.
Nov. 13, 1998 W 93-65 Tuscaloosa, Ala.
Dec. 6, 2009 W 61-56 Tuscaloosa, Ala.
Nov. 18, 2011 W 78-52 Tuscaloosa, Ala.

NOTRE DAME 3-1
Jan. 16, 1983 W 71-56 Notre Dame, Ind.
Feb. 13, 1985 W 67-62 Tuscaloosa, Ala.
Dec. 3, 1994 W 105-87 Irvine, Calif.
March 22, 1997 L 87-71 Columbia, S.C.

OKLAHOMA 1-0
Dec. 28, 1995 W 71-62 Nassau, Bahamas

OKLAHOMA STATE 0-1
Dec. 21, 2000 L 58-54^{OT} Nassau, Bahamas

OLD DOMINION 1-1
Dec. 5, 1998 W 79-68 Richmond, Va.
Nov. 24, 2011 L 77-76 St. Thomas, U.S.V.I.

ORAL ROBERTS 4-0
Feb. 20, 1992 W 100-75 Tuscaloosa, Ala.
Feb. 25, 1993 W 122-52 Tuscaloosa, Ala.
Jan. 2, 1997 W 70-65 Tuscaloosa, Ala.
Jan. 17, 1997 W 101-67 Tulsa, Okla.

OREGON 1-1
Nov. 29, 1979 L 94-73 Ruston, La.
Dec. 17, 1984 W 86-56 Portland, Ore.

OREGON STATE 1-1
Dec. 18, 1984 L 59-57 Portland, Ore.
March 13, 1994 W 96-86 Tuscaloosa, Ala.

PENN STATE 2-1
March 26, 1994 W 96-82 Austin, Texas
Dec. 19, 1996 W 68-47 Myrtle Beach, S.C.
Dec. 6, 1998 L 77-73 Richmond, Va.

PENSACOLA JUNIOR COLLEGE 1-0
Feb. 7, 1975 W 57-48 Troy, Ala.

PEPPERDINE 0-1
Nov. 24, 2001 L 81-79 Malibu, Calif.

PORTLAND 1-0
Dec. 16, 1984 W 90-72 Portland, Ore.

PRESBYTERIAN 2-0
Dec. 21, 2009 W 71-38 Tuscaloosa, Ala.
Dec. 19, 2011 W 65-47 Tuscaloosa, Ala.

PROVIDENCE 2-1
Dec. 2, 2001 L 78-75 Providence, R.I.
Dec. 3, 2002 W 72-56 Tuscaloosa, Ala.
Nov. 27, 2010 W 82-80^{3OT} Freeport, Bahamas

PUERTO RICO-MAYAGUEZ 1-0
Nov. 29, 1996 W 88-32 Mayaguez, Puerto Rico

QUEENS COLLEGE 1-0
Dec. 29, 1983 W 113-47 Flushing, N.Y.

RICHMOND 1-0
Dec. 3, 1995 W 85-57 Richmond, Va.

ST. FRANCIS 1-0
March 4, 1997 W 94-50 Miami, Fla.

ST. JOHN'S 1-2
Dec. 28, 1983 L 75-73 Flushing, N.Y.
Dec. 30, 1988 L 65-54 Jamaica, N.Y.
Nov. 19, 1999 W 77-50 East Lansing, Mich.

ST. JOSEPH'S 3-1
Dec. 5, 1987 W 80-69 Charlottesville, Va.
Dec. 30, 1992 W 71-64 Philadelphia, Pa.
March 16, 1997 W 61-52 Tuscaloosa, Ala.
Dec. 29, 1997 L 74-69^{OT} Philadelphia, Pa.

ST. MARY'S 3-1
Nov. 23, 1983 W 85-47 Moraga, Calif.
Dec. 21, 1999 W 61-59 Moraga, Calif.
Dec. 9, 2007 W 66-56 Tuscaloosa, Ala.
Nov. 29, 2013 L 86-76 Moraga, Calif.

ST. PETER'S 3-0
Dec. 30, 1998 W 65-56 Jersey City, N.J.
Dec. 31, 2000 W 86-77^{OT} Jersey City, N.J.
Dec. 30, 2002 W 62-57 Jersey City, N.J.

SAM HOUSTON STATE 1-0
Dec. 7, 2008 W 90-50 Tuscaloosa, Ala.

SAMFORD 7-2
Dec. 2, 1997 W 104-43 Tuscaloosa, Ala.
Nov. 19, 1998 W 96-52 Birmingham, Ala.
Nov. 23, 1999 W 88-51 Tuscaloosa, Ala.
Nov. 17, 2000 W 53-46 Birmingham, Ala.
Nov. 16, 2001 W 96-44 Tuscaloosa, Ala.
Nov. 22, 2002 W 68-46 Birmingham, Ala.
Nov. 10, 2006 W 62-53 Tuscaloosa, Ala.
Nov. 13, 2007 L 48-46 Birmingham, Ala.
Nov. 18, 2008 L 61-55 Tuscaloosa, Ala.

SAN DIEGO STATE 0-1
Dec. 28, 1994 L 79-76 Jamaica, N.Y.

SAN FRANCISCO 1-0
Nov. 24, 1990 W 76-61 Las Vegas, Nev.

RECORDS & HISTORY

RECORDS & HISTORY

ALL-TIME SERIES RESULTS

SANTA CLARA 2-0			
Dec. 29, 2003	W	77-65	Santa Clara, Calif.
Nov. 21, 2005	W	77-71	Tuscaloosa, Ala.

SAVANNAH STATE 2-0			
March 10, 1977	W	65-64	Cleveland, Miss.
Dec. 2, 2006	W	102-48	Tuscaloosa, Ala.

SETON HALL 1-0			
Nov. 25, 2011	W	62-56 ^{OT}	St. Thomas, U.S.V.I.

SOUTH ALABAMA 21-4			
Jan. 20, 1975	W	70-40	Mobile, Ala.
Feb. 11, 1975	W	79-58	Tuscaloosa, Ala.
Feb. 14, 1977	W	77-44	Tuscaloosa, Ala.
Feb. 21, 1977	W	90-58	Tuscaloosa, Ala.
Jan. 16, 1978	W	76-50	Mobile, Ala.
Feb. 6, 1978	W	91-50	Tuscaloosa, Ala.
Feb. 24, 1978	W	96-61	Jacksonville, Ala.
Nov. 20, 1978	W	66-46	Mobile, Ala.
Jan. 25, 1979	W	97-78	Tuscaloosa, Ala.
Jan. 28, 1980	L	72-56	Mobile, Ala.
Feb. 22, 1980	L	64-54	Cleveland, Miss.
Jan. 24, 1981	W	78-68	Tuscaloosa, Ala.
Feb. 27, 1981	W	69-56	Troy, Ala.
Dec. 7, 1981	W	79-48	Tuscaloosa, Ala.
Jan. 15, 1982	W	70-56	Mobile, Ala.
Jan. 12, 1983	W	81-56	Tuscaloosa, Ala.
Feb. 3, 1983	W	80-63	Mobile, Ala.
Jan. 18, 1993	W	94-65	Mobile, Ala.
Jan. 26, 1994	W	92-54	Tuscaloosa, Ala.
Dec. 1, 1998	W	96-55	Mobile, Ala.
Nov. 30, 1999	W	82-54	Tuscaloosa, Ala.
Nov. 28, 2000	W	53-46	Mobile, Ala.
Dec. 9, 2001	W	63-61	Tuscaloosa, Ala.
Dec. 18, 2002	L	79-57	Mobile, Ala.
Dec. 30, 2005	L	56-48	Mobile, Ala.

SOUTH CAROLINA 15-19			
Feb. 10, 1979	L	80-62	Columbia, S.C.
Jan. 30, 1980	L	58-47	Tuscaloosa, Ala.
Jan. 20, 1982	W	59-55	Tuscaloosa, Ala.
March 16, 1988	L	77-63	Columbia, S.C.
Jan. 11, 1992	W	80-74	Columbia, S.C.
Jan. 9, 1993	W	87-67	Tuscaloosa, Ala.
Jan. 22, 1994	W	94-77	Columbia, S.C.
Jan. 22, 1995	W	85-62	Tuscaloosa, Ala.
Feb. 22, 1996	W	75-68 ^{OT}	Columbia, S.C.
Feb. 9, 1997	W	87-38	Tuscaloosa, Ala.
Jan. 4, 1998	W	64-54	Columbia, S.C.
Feb. 27, 1998	W	92-72	Columbus, Ga.
Feb. 7, 1999	W	87-73	Tuscaloosa, Ala.
Feb. 25, 1999	W	82-71	Chattanooga, Tenn.
Feb. 17, 2000	W	69-67	Columbia, S.C.
Jan. 14, 2001	L	82-67	Tuscaloosa, Ala.
Feb. 14, 2002	L	69-54	Columbia, S.C.
Feb. 9, 2003	L	48-34	Tuscaloosa, Ala.
Jan. 11, 2004	W	74-71	Tuscaloosa, Ala.
Feb. 12, 2004	L	77-51	Columbia, S.C.
Jan. 20, 2005	W	75-62	Tuscaloosa, Ala.
Feb. 20, 2005	L	66-57	Columbia, S.C.
Jan. 22, 2006	L	68-47	Tuscaloosa, Ala.
Jan. 14, 2007	L	95-35	Columbia, S.C.
Jan. 10, 2008	W	65-54	Tuscaloosa, Ala.
Feb. 15, 2009	L	68-57	Columbia, S.C.

Jan. 10, 2010	L	80-68	Tuscaloosa, Ala.
Jan. 23, 2011	L	59-48	Columbia, S.C.
Jan. 1, 2012	L	68-42	Columbia, S.C.
Feb. 19, 2012	L	69-55	Tuscaloosa, Ala.
March 1, 2012	L	57-38	Nashville, Tenn.
Feb. 7, 2013	L	53-65	Tuscaloosa, Ala.
March 7, 2013	L	35-77	Duluth, Ga.
Jan. 19, 2014	L	77-51	Columbia, S.C.

SOUTH DAKOTA STATE 0-3			
Jan. 5, 2005	L	86-83	Tuscaloosa, Ala.
Dec. 18, 2005	L	78-69	Brookings, S.D.
Dec. 28, 2006	L	65-54	Tuscaloosa, Ala.

SOUTHEASTERN LOUISIANA 8-2			
Jan. 4, 1981	L	66-65	Hammond, La.
Jan. 2, 1990	L	62-61	Hammond, La.
Feb. 26, 1991	W	77-57	Tuscaloosa, Ala.
Dec. 10, 2005	W	59-54	Tuscaloosa, Ala.
Nov. 19, 2006	W	60-57	Tuscaloosa, Ala.
Jan. 5, 2008	W	61-51	Tuscaloosa, Ala.
Jan. 3, 2009	W	59-48	Hammond, La.
Nov. 24, 2010	W	68-55	Tuscaloosa, Ala.
Dec. 2, 2011	W	69-56	Tuscaloosa, Ala.
Nov. 25, 2012	W	97-62	Tuscaloosa, Ala.

SOUTHERN 3-0			
Jan. 5, 1985	W	85-60	Tuscaloosa, Ala.
Dec. 1, 1989	W	91-40	Houston, Texas
Dec. 29, 2005	W	66-51	Mobile, Ala.

SOUTHERN METHODIST 1-0			
Dec. 21, 2001	W	85-69	Cancun, Mexico

SOUTHERN MISSI 3-3			
Dec. 6, 1980	L	75-73	Hattiesburg, Miss.
Feb. 11, 1982	L	71-60	Tuscaloosa, Ala.
Dec. 20, 1987	W	88-76	Tuscaloosa, Ala.
Dec. 3, 1988	L	84-79	Hattiesburg, Miss.
Dec. 30, 2009	W	87-61	Tuscaloosa, Ala.
Dec. 28, 2010	W	88-78	Hattiesburg, Miss.

STANFORD 0-2			
March. 23, 1996	L	78-76 ^{OT}	Seattle, Wash.
Nov. 17, 1997	L	74-65	Palo Alto, Calif.

STEPHEN F. AUSTIN 4-1			
Feb. 8, 1985	W	78-57	Nacogdoches, Texas
Jan. 4, 1986	W	88-36	Tuscaloosa, Ala.
Dec. 6, 1986	W	75-68	Nacogdoches, Texas
Dec. 17, 1997	L	89-87	Las Cruces, N.M.
Nov. 30, 2002	W	69-56	San Antonio, Texas

STILLMAN 2-0			
Dec. 3, 1975	W	61-30	Tuscaloosa, Ala.
Jan. 12, 1976	W	80-55	Tuscaloosa, Ala.

TALLADEGA 4-6			
Jan. 14, 1975	L	90-66	Tuscaloosa, Ala.
Jan. 28, 1975	L	80-51	Talladega, Ala.
Jan. 24, 1976	L	107-55	Talladega, Ala.
Feb. 7, 1976	L	86-76	Tuscaloosa, Ala.
March 1, 1976	L	105-77	Troy, Ala.
Jan. 29, 1977	W	97-76	Tuscaloosa, Ala.
Feb. 18, 1977	L	72-69	Talladega, Ala.

Jan. 14, 1978	W	75-55	Tuscaloosa, Ala.
Feb. 18, 1978	W	57-48	Talladega, Ala.
Feb. 25, 1978	W	81-61	Jacksonville, Ala.

TENNESSEE 2-47			
Jan. 22, 1977	L	83-57	Knoxville, Tenn.
Feb. 11, 1978	L	72-53	Tuscaloosa, Ala.
Jan. 17, 1979	L	85-52	Knoxville, Tenn.
Jan. 10, 1980	L	88-68	Tuscaloosa, Ala.
Nov. 28, 1980	L	74-62	Orlando, Fla.
Jan. 30, 1981	W	77-71	Baton Rouge, La.
Feb. 8, 1981	L	68-54	Knoxville, Tenn.
March 4, 1983	L	91-73	Knoxville, Tenn.
March 3, 1984	W	85-66	Athens, Ga.
March 23, 1984	L	65-58	Knoxville, Tenn.
Jan. 18, 1986	L	89-71	Knoxville, Tenn.
Feb. 26, 1987	L	108-77	Tuscaloosa, Ala.
Jan. 23, 1988	L	97-70	Knoxville, Tenn.
Feb. 26, 1989	L	81-65	Tuscaloosa, Ala.
March 4, 1989	L	89-61	Albany, Ga.
Feb. 24, 1990	L	80-65	Knoxville, Tenn.
Jan. 9, 1991	L	86-61	Tuscaloosa, Ala.
Jan. 26, 1992	L	82-72	Knoxville, Tenn.
Jan. 23, 1993	L	86-74	Tuscaloosa, Ala.
Feb. 5, 1994	L	85-69	Knoxville, Tenn.
March 6, 1994	L	72-56	Chattanooga, Tenn.
Feb. 7, 1995	L	95-44	Tuscaloosa, Ala.
March 5, 1995	L	84-70	Chattanooga, Tenn.
Jan. 28, 1996	L	81-69	Knoxville, Tenn.
March 4, 1996	L	64-60	Chattanooga, Tenn.
Jan. 26, 1997	L	63-60	Tuscaloosa, Ala.
Feb. 1, 1998	L	73-68	Knoxville, Tenn.
March 1, 1998	L	67-63	Columbus, Ga.
Jan. 31, 1999	L	85-73	Tuscaloosa, Ala.
Feb. 27, 1999	L	80-69	Chattanooga, Tenn.
Feb. 6, 2000	L	65-47	Knoxville, Tenn.
Feb. 4, 2001	L	97-75	Tuscaloosa, Ala.
March 2, 2001	L	82-52	Memphis, Tenn.
Jan. 20, 2002	L	82-57	Knoxville, Tenn.
Jan. 16, 2003	L	88-45	Tuscaloosa, Ala.
Jan. 18, 2004	L	72-51	Knoxville, Tenn.
Feb. 27, 2005	L	94-81	Tuscaloosa, Ala.
Jan. 29, 2006	L	89-54	Knoxville, Tenn.
Feb. 19, 2006	L	82-65	Tuscaloosa, Ala.
Jan. 3, 2007	L	72-36	Knoxville, Tenn.
Jan. 28, 2007	L	80-51	Tuscaloosa, Ala.
Feb. 21, 2008	L	85-58	Tuscaloosa, Ala.
Feb. 12, 2009	L	80-61	Knoxville, Tenn.
March 5, 2009	L	68-49	North Little Rock, Ark.
Feb. 18, 2010	L	74-67	Tuscaloosa, Ala.
Jan. 6, 2011	L	110-45	Knoxville, Tenn.
Jan. 26, 2012	L	86-56	Tuscaloosa, Ala.
Jan. 20, 2013	L	69-96	Knoxville, Tenn.
Feb. 2, 2014	L	64-54	Tuscaloosa, Ala.

TENNESSEE STATE 7-0			
Nov. 19, 1984	W	91-46	Tuscaloosa, Ala.
Nov. 22, 1985	W	89-81	Nashville, Tenn.
Jan. 9, 1987	W	84-28	Tuscaloosa, Ala.
Nov. 27, 1987	W	103-56	Nashville, Tenn.
Nov. 29, 1988	W	107-43	Tuscaloosa, Ala.
March 4, 1995	W	94-60	Tuscaloosa, Ala.
Nov. 12, 2010	W	82-55	Tuscaloosa, Ala.

ALL-TIME SERIES RESULTS

TENNESSEE TECH 5-3

Dec. 17, 1988	L	66-57	Tuscaloosa, Ala.
Feb. 5, 1990	L	74-63	Cookeville, Tenn.
March 18, 1992	W	100-87	Tuscaloosa, Ala.
Dec. 15, 2003	W	83-61	Tuscaloosa, Ala.
Dec. 11, 2004	W	62-59	Cookeville, Tenn.
Nov. 17, 2006	W	71-56	Tuscaloosa, Ala.
Nov. 30, 2007	L	53-47	Cookeville, Tenn.
Nov. 13, 2009	W	73-68	Corpus Christi, Texas

TEXAS 0-2

Nov. 26, 1983	L	82-56	Austin, Texas
Dec. 7, 1984	L	85-53	Las Vegas, Nev.

TEXAS A&M 0-3

Jan. 3, 2013	L	52-91	College Station, Texas
Jan. 5, 2014	L	73-58	College Station, Texas
Feb. 16, 2014	L	71-46	Tuscaloosa, Ala.

TEXAS A&M-CORPUS CHRISTI 0-1

Nov. 14, 2010	L	96-90 ^{OT}	Corpus Christi, Texas
---------------	---	---------------------	-----------------------

TEXAS-ARLINGTON 1-0

Dec. 10, 1994	W	99-62	Arlington, Texas
---------------	---	-------	------------------

TCU 1-0

Dec. 29, 1998	W	92-71	Jersey City, N.J.
---------------	---	-------	-------------------

TEXAS PAN-AMERICAN 1-0

Nov. 26, 1988	W	88-29	Norman, Okla.
---------------	---	-------	---------------

TEXAS-SAN ANTONIO 3-0

Dec. 5, 1986	W	77-72	Nachogdoches, Texas
Nov. 29, 2002	W	61-55	San Antonio, Texas
Dec. 5, 2003	W	76-63	Tuscaloosa, Ala.

TEXAS TECH 1-2

Dec. 9, 1986	L	94-89 ^{20T}	Tuscaloosa, Ala.
Jan. 2, 1988	L	74-64	Lubbock, Texas
March 25, 1994	W	73-68	Austin, Texas

TOLEDO 0-1

March 22, 2011	L	74-59	Toledo, Ohio
----------------	---	-------	--------------

TROY 17-3

Dec. 7, 1974	W	79-64	Athens, Ala.
Jan. 17, 1975	L	74-71	Troy, Ala.
Feb. 8, 1975	L	82-81	Troy, Ala.
Feb. 17, 1975	W	74-61	Tuscaloosa, Ala.
Jan. 7, 1978	W	73-47	Troy, Ala.
Jan. 10, 1979	L	80-65	Tuscaloosa, Ala.
Nov. 27, 1979	W	90-72	Tuscaloosa, Ala.
Feb. 10, 1981	W	81-69	Troy, Ala.
Nov. 18, 1982	W	81-60	Tuscaloosa, Ala.
Jan. 26, 1983	W	78-57	Troy, Ala.
Nov. 28, 1983	W	68-47	Tuscaloosa, Ala.
Nov. 17, 1984	W	78-55	Tuscaloosa, Ala.
Jan. 30, 1985	W	76-68	Troy, Ala.
Dec. 14, 1985	W	70-47	Troy, Ala.
Dec. 13, 1986	W	85-64	Troy, Ala.
Jan. 12, 1994	W	119-43	Troy, Ala.
Feb. 28, 1994	W	101-66	Tuscaloosa, Ala.
Nov. 20, 2001	W	101-58	Tuscaloosa, Ala.
Dec. 15, 2012	W	80-71	Troy, Ala.
Dec. 20, 2013	W	113-105	Tuscaloosa, Ala.

TULANE 7-3

Dec. 10, 1982	W	66-58	Ruston, La.
Jan. 4, 1989	W	80-64	Tuscaloosa, Ala.
Jan. 22, 1989	W	69-67	New Orleans, La.
Jan. 3, 1990	W	71-63	New Orleans, La.
Nov. 22, 1991	W	81-58	New Orleans, La.
Jan. 26, 1993	W	90-74	Tuscaloosa, Ala.
Dec. 2, 1999	L	81-69	New Orleans, La.
Nov. 22, 2000	W	64-63	Tuscaloosa, Ala.
Dec. 9, 2006	L	83-68	New Orleans, La.
Nov. 10, 2007	L	64-56	Tuscaloosa, Ala.

TUSKEGEE 3-2

Feb. 1, 1975	W	62-58	Tuscaloosa, Ala.
Jan. 17, 1976	W	101-40	Tuscaloosa, Ala.
Nov. 14, 1977	L	83-80	Tuskegee, Ala.
Nov. 29, 1978	L	76-72	Tuscaloosa, Ala.
Nov. 30, 1990	W	106-41	Birmingham, Ala.

UAB 14-7

Dec. 18, 1978	L	86-82	Birmingham, Ala.
Jan. 27, 1979	W	95-89	Tuscaloosa, Ala.
Feb. 23, 1979	W	69-68 ^{OT}	Troy, Ala.
Dec. 8, 1979	W	75-65	Birmingham, Ala.
Jan. 17, 1980	L	72-69	Tuscaloosa, Ala.
Feb. 23, 1980	L	70-62	Cleveland, Miss.
Dec. 17, 1980	W	77-76	Birmingham, Ala.
Jan. 26, 1980	W	91-81	Tuscaloosa, Ala.
Nov. 24, 1981	L	74-71	Tuscaloosa, Ala.
Jan. 25, 1982	L	75-59	Birmingham, Ala.
Jan. 6, 1986	W	88-58	Birmingham, Ala.
Feb. 17, 1986	W	82-69	Tuscaloosa, Ala.
Nov. 29, 1986	W	76-49	Atlanta, Ga.
Jan. 29, 1987	W	79-58	Tuscaloosa, Ala.
Dec. 13, 1987	W	76-67	Birmingham, Ala.
Dec. 13, 1989	W	65-60	Tuscaloosa, Ala.
Jan. 7, 1991	W	84-70	Birmingham, Ala.
Dec. 13, 1998	W	97-80	Birmingham, Ala.
March 18, 2001	L	84-72	Birmingham, Ala.
Dec. 7, 2004	W	74-55	Tuscaloosa, Ala.
Dec. 6, 2005	L	70-62	Birmingham, Ala.

UCF 5-0

Feb 5, 1995	W	95-63	Tuscaloosa, Ala.
Nov. 24, 1995	W	87-58	Tuscaloosa, Ala.
Dec. 19, 2003	W	63-41	Orlando, Fla.
Dec. 3, 2008	W	67-53	Tuscaloosa, Ala.
Dec. 14, 2009	W	64-62	Orlando, Fla.

UCLA 1-0

March 15, 1998	W	75-74	Tuscaloosa, Ala.
----------------	---	-------	------------------

UNION 2-0

Feb. 15, 1988	W	84-78	Tuscaloosa, Ala.
Jan. 17, 1989	W	83-57	Jackson, Tenn.

UNC ASHEVILLE 1-0

Dec. 29, 1994	W	119-46	Jamaica, N.Y.
---------------	---	--------	---------------

UNC GREENSBORO 2-0

Dec. 21, 1995	W	89-62	Burlington, Vt.
March 13, 1998	W	94-46	Tuscaloosa, Ala.

UNLV 0-1

Nov. 23, 1990	L	80-62	Las Vegas, Nev.
---------------	---	-------	-----------------

UPPER IOWA 1-0

Jan. 3, 1980	W	77-41	Miami, Fla.
--------------	---	-------	-------------

VALDOSTA STATE 0-5

March 12, 1977	L	99-85	Cleveland, Miss.
Nov. 17, 1977	L	74-72	Valdosta, Ga.
Feb. 5, 1979	L	96-87	Tuscaloosa, Ala.
March 8, 1979	L	80-68	Auburn, Ala.
Jan. 7, 1980	L	74-65	Valdosta, Ga.

VANDERBILT 12-29

March 2, 1978	W	88-69	Starkville, Miss.
Jan. 6, 1979	W	88-66	Starkville, Miss.
Jan. 15, 1979	W	72-67	Tuscaloosa, Ala.
Feb. 12, 1979	L	82-74	Nashville, Tenn.
Feb. 7, 1980	W	69-53	Knoxville, Tenn.
Nov. 19, 1980	W	96-73	Tuscaloosa, Ala.
Jan. 16, 1984	L	84-74	Nashville, Tenn.
March 4, 1984	W	83-73	Athens, Ga.
Feb. 24, 1985	L	87-85 ^{OT}	Tuscaloosa, Ala.
Jan. 23, 1986	L	84-75	Nashville, Tenn.
Jan. 11, 1987	L	90-84	Tuscaloosa, Ala.
Feb. 18, 1988	L	71-65	Nashville, Tenn.
Feb. 4, 1989	L	91-79	Tuscaloosa, Ala.
Feb. 3, 1990	L	98-74	Nashville, Tenn.
Jan. 12, 1991	W	73-63	Tuscaloosa, Ala.
Dec. 15, 1991	L	94-51	Nashville, Tenn.
Dec. 13, 1992	L	87-70	Tuscaloosa, Ala.
Jan. 9, 1994	L	77-73	Nashville, Tenn.
Jan. 8, 1995	W	71-63	Tuscaloosa, Ala.
Feb. 19, 1996	L	73-59	Nashville, Tenn.
Feb. 23, 1997	W	70-60	Tuscaloosa, Ala.
Feb. 22, 1998	L	81-79	Nashville, Tenn.
Feb. 21, 1999	W	102-59	Tuscaloosa, Ala.
Feb. 20, 2000	L	68-63	Tuscaloosa, Ala.
Feb. 18, 2001	L	68-56	Nashville, Tenn.
Jan. 17, 2002	L	69-46	Tuscaloosa, Ala.
Feb. 6, 2003	L	80-69	Nashville, Tenn.
Feb. 8, 2004	W	81-68	Tuscaloosa, Ala.
Feb. 24, 2005	L	64-53	Nashville, Tenn.
Feb. 2, 2006	L	65-53	Tuscaloosa, Ala.
March 2, 2006	L	84-62	North Little Rock, Ark.
Feb. 4, 2007	L	91-51	Nashville, Tenn.
Feb. 10, 2008	L	92-47	Tuscaloosa, Ala.
March 2, 2008	L	83-54	Nashville, Tenn.
Jan. 8, 2009	L	85-76	Tuscaloosa, Ala.
Feb. 1, 2009	L	88-64	Nashville, Tenn.
Jan. 28, 2010	L	70-61	Nashville, Tenn.
Jan. 13, 2011	L	82-66	Tuscaloosa, Ala.
Feb. 26, 2012	L	67-54	Nashville, Tenn.
Jan. 27, 2013	L	58-67	Tuscaloosa, Ala.
Feb. 23, 2014	W	66-62	Nashville, Tenn.

VERMONT 1-0

Dec. 22, 1995	W	73-52	Burlington, Vt.
---------------	---	-------	-----------------

VILLANOVA 2-1

Dec. 29, 1989	L	74-69	Villanova, Pa.
Nov. 25, 1994	W	73-57	Tuscaloosa, Ala.
Dec. 30, 2001	W	70-61	Villanova, Pa.

VIRGINIA 1-2

Dec. 4, 1987	L	81-58	Charlottesville, Va.
Nov. 25, 2005	L	69-48	St. Thomas, U.S.V.I.
Dec. 21, 2012	W	73-70 ^{20T}	Tuscaloosa, Ala.

RECORDS & HISTORY

ALL-TIME SERIES RESULTS

VIRGINIA TECH		0-2	
Dec. 7, 2003	L	68-51	Tuscaloosa, Ala.
Dec. 4, 2004	L	72-59	Blacksburg, Va.

WASHINGTON		1-1	
Nov. 27, 2004	W	76-56	Seattle, Wash.
Nov. 18, 2005	L	56-52	Tuscaloosa, Ala.

WASHINGTON STATE		1-0	
Nov. 24, 2007	W	66-37	Freeport, Bahamas

WAYLAND BAPTIST		0-1	
March 22, 1977	L	89-59	Amarillo, Texas

WEST FLORIDA		2-0	
Nov. 17, 1983	W	84-56	Pensacola, Fla.
Dec. 3, 1984	W	78-32	Tuscaloosa, Ala.

WEST VIRGINIA		0-1	
Nov. 25, 1988	L	75-66	Hattiesburg, Miss.

WESTERN KENTUCKY		3-5	
Jan. 23, 1976	L	58-56	Tuscaloosa, Ala.
Jan. 31, 1977	L	75-73	Bowling Green, Ky.
Jan. 9, 1983	W	82-48	Tuscaloosa, Ala.
Jan. 14, 1984	L	69-66	Bowling Green, Ky.
Nov. 30, 1987	L	66-63	Bowling Green, Ky.
Dec. 28, 1989	W	75-68	Villanova, Pa.
March 21, 1992	L	98-68	Bowling Green, Ky.
Dec. 28, 1995	W	70-64	Nassau, Bahamas

WISCONSIN		1-1	
Dec. 1, 2012	L	50-69	Madison, Wis.
Nov. 21, 2013	W	70-62	Tuscaloosa, Ala.

WOFFORD		0-1	
Dec. 17, 2012	L	52-58	Tuscaloosa, Ala.

XAVIER		3-0	
Dec. 27, 1983	W	102-42	Flushing, N.Y.
Jan. 28, 1992	W	86-77	Cincinnati, Ohio
Jan. 5, 1993	W	95-76	Tuscaloosa, Ala.

YALE		1-0	
Dec. 30, 2004	W	78-60	Bethlehem, Pa.



YEAR-BY-YEAR RESULTS

1974-75

Record: 13-12

Coach: Stephanie Schleuder

Dec. 6	W	78-50	Athens !	A
Dec. 6	W	77-53	Judson !	N
Dec. 7	W	79-64	Troy !	N
Jan. 8	W	64-51	Montevallo	A
Jan. 14	L	90-66	Talladega	H
Jan. 16	W	71-63	Judson	H
Jan. 17	L	74-71	Troy	A
Jan. 20	W	70-40	South Alabama	A
Jan. 28	L	80-51	Talladega	A
Jan. 30	L	63-57	Judson	A
Feb. 1	W	48-35	Athens @	H
Feb. 1	W	62-58	Tuskegee @	H
Feb. 1	W	80-52	North Alabama	A
Feb. 3	L	70-57	North Alabama #	N
Feb. 3	W	57-48	Pensacola JC #	N
Feb. 7	L	82-81	Troy #	A
Feb. 8	W	79-58	South Alabama	H
Feb. 14	L	93-71	Auburn	A
Feb. 17	W	74-61	Troy	H
Feb. 21	W	52-51	North Alabama \$	N
Feb. 21	L	78-60	Auburn \$	A
Feb. 22	L	61-29	Judson \$	N
March 1	L	79-74	Auburn	H
March 7	L	66-65	Flagler %	N
March 7	L	103-58	Mississippi College %	N

! Athens Invitational (Athens, Ala.)

@ Alabama Invitational (Tuscaloosa, Ala.)

Troy State Invitational (Troy, Ala.)

\$ AIAW Championship (Auburn, Ala.)

% AIAW Region Championship (Athens, Ala.)

1975-76

Record: 13-9

Coach: Stephanie Schleuder

Nov. 17	L	76-54	Auburn	A
Dec. 3	W	61-30	Stillman	H
Jan. 10	W	61-57	Memphis	H
Jan. 12	W	80-55	Stillman	A
Jan. 13	W	65-46	Montevallo	A
Jan. 17	W	101-40	Tuskegee	H
Jan. 19	W	73-63	Judson	H
Jan. 23	L	58-56	Western Kentucky	H
Jan. 24	L	107-55	Talladega	A
Jan. 26	W	74-67	Alabama State	H
Jan. 30	W	72-43	North Alabama !	H
Jan. 31	L	73-66	Georgia Southern !	H
Feb. 2	L	76-66	Alabama State	A
Feb. 7	L	86-76	Talladega	H
Feb. 9	W	106-64	Montevallo	H
Feb. 13	W	80-49	Lambuth	A
Feb. 14	L	94-62	Memphis	A
Feb. 16	W	84-73	Judson	A
March 1	W	71-62	Auburn @	N
March 1	L	105-77	Talladega @	N
March 10	W	90-74	Auburn	H
March 11	L	64-56	Florida #	N

! Alabama Invitational (Tuscaloosa, Ala.)

@ AIAW Championship (Troy, Ala.)

AIAW Region Championship (Cleveland, Miss.)

1976-77

Record: 13-15

Coach: Stephanie Schleuder

Nov. 29	W	86-81	Auburn	H
Dec. 16	W	65-59	Auburn	A
Jan. 5	W	78-72	Florida	A
Jan. 7	L	78-73	Memphis	H
Jan. 8	L	81-80	LSU	H
Jan. 10	L	73-70	Ole Miss	H
Jan. 15	L	110-74	Mississippi State	A
Jan. 17	W	92-74	Florida	H
Jan. 22	L	83-57	Tennessee	A
Jan. 24	W	77-62	Georgia	A
Jan. 28	W	82-79	Mississippi College	H
Jan. 29	W	97-76	Talladega	H
Jan. 31	L	75-73	Western Kentucky	A
Feb. 4	L	97-90	Mississippi College	A
Feb. 5	L	99-75	LSU	A
Feb. 7	L	76-55	Ole Miss	A
Feb. 12	W	88-66	Mississippi State	H
Feb. 14	W	77-44	South Alabama	H
Feb. 18	L	72-69	Talladega	A
Feb. 19	W	95-43	Judson	H
Feb. 21	W	90-58	South Alabama	A
Feb. 24	W	81-66	Auburn !	H
March 10	W	65-64	Savannah State @	N
March 11	L	81-47	Delta State @	A
March 12	L	99-85	Valdosta State @	N
March 22	L	89-59	Wayland Baptist #	N
March 23	L	88-73	Belmont #	N
March 24	L	84-75	Indiana State #	N

! AIAW Championship (Tuscaloosa, Ala.)

@ AIAW Region Championship (Cleveland, Miss.)

NWIT (Amarillo, Texas)

1977-78

Record: 21-10

Coach: Ed Nixon

Nov. 14	L	83-80	Tuskegee	A
Nov. 17	L	74-72	Valdosta State	A
Nov. 28	L	101-65	Memphis	A
Nov. 30	W	67-50	Auburn	H
Dec. 3	W	75-69	Middle Tennessee	A
Dec. 5	L	87-70	Ole Miss	H
Dec. 11	W	77-31	Montevallo	A
Dec. 19	W	68-58	Georgia State	A
Jan. 4	L	84-60	LSU	H
Jan. 7	W	73-47	Troy	A
Jan. 8	W	75-61	Mississippi State	H
Jan. 14	W	75-55	Talladega	H
Jan. 16	W	76-50	South Alabama	A
Jan. 20	W	66-62	Kentucky !	A
Jan. 21	W	77-72	North Carolina !	N
Jan. 23	W	78-56	Jacksonville State	H
Jan. 28	W	56-48	Auburn	A
Jan. 30	W	70-56	Florida	A
Feb. 4	W	60-56	Mississippi State	A

Feb. 6	W	91-50	South Alabama	H
Feb. 11	L	72-53	Tennessee	H
Feb. 13	W	73-56	Florida	H
Feb. 15	L	53-46	Ole Miss	A
Feb. 18	W	57-48	Talladega	A
Feb. 20	W	87-47	Judson	A
Feb. 24	W	96-61	South Alabama @	N
Feb. 25	W	81-61	Talladega @	N
March 2	W	88-69	Vanderbilt #	N
March 3	L	73-71	Mississippi #	N
March 4	L	80-71	Florida #	N
March 9	L	74-61	Delta State \$	N

! Kentucky Invitational (Lexington, Ky.)

@ AIAW Championship (Jacksonville, Ala.)

Lady Bulldog Classic (Starkville, Miss.)

\$ AIAW Region III Championship (Tallahassee, Fla.)

1978-79

Record: 13-13

Coach: Ed Nixon

Nov. 18	L	105-57	LSU	A
Nov. 20	W	66-46	South Alabama	A
Nov. 29	L	76-72	Tuskegee	H
Dec. 4	W	90-84	Middle Tennessee	H
Dec. 18	L	86-82	UAB	A
Jan. 4	W	86-67	Auburn !	N
Jan. 5	L	100-82	Ole Miss !	N
Jan. 6	W	88-66	Vanderbilt !	N
Jan. 10	L	80-65	Troy	H
Jan. 13	W	83-70	Kentucky	H
Jan. 15	W	72-67	Vanderbilt	H
Jan. 17	L	85-52	Tennessee	A
Jan. 20	L	75-64	Auburn	A
Jan. 22	L	88-80	Florida	A
Jan. 25	W	97-78	South Alabama	H
Jan. 27	W	95-89	UAB	H
Feb. 3	W	81-65	Georgia	H
Feb. 5	L	96-87	Valdosta State	H
Feb. 10	L	80-62	South Carolina	A
Feb. 12	L	82-74	Vanderbilt	A
Feb. 14	L	92-84	Georgia State	H
Feb. 17	W	62-55	Auburn	H
Feb. 19	W	72-69	Memphis	H
Feb. 23	W	69-68	UAB ^{OT} @	N
Feb. 24	W	80-72	Auburn @	N
March 8	L	80-68	Valdosta State #	N

! Lady Bulldog Classic (Starkville, Miss.)

@ AIAW Championship (Troy, Ala.)

AIAW Region III Championship (Auburn, Ala.)

1979-80

Record: 12-15

Coach: Ed Nixon

Nov. 27	W	90-72	Troy	H
Nov. 29	L	94-73	Oregon !	N
Nov. 30	L	75-72	Mississippi State !	N
Dec. 6	W	95-65	Alabama-Huntsville	H
Dec. 8	W	75-65	UAB	A
Dec. 15	W	85-79	Alabama State	A
Jan. 3	W	77-41	Upper Iowa @	N

RECORDS & HISTORY

RECORDS & HISTORY

YEAR-BY-YEAR RESULTS

Jan. 4	W	73-61	Miami @	A
Jan. 5	L	74-72	Edinboro @	N
Jan. 5	L	62-50	Army @	N
Jan. 7	L	74-65	Valdosta State	A
Jan. 10	L	88-68	Tennessee	H
Jan. 12	W	88-61	Florida State	H
Jan. 14	W	104-72	Alabama-Huntsville	A
Jan. 17	L	72-69	UAB	H
Jan. 19	W	85-66	Florida	N
Jan. 23	L	77-71	Auburn	A
Jan. 26	L	68-54	Arkansas	A
Jan. 28	L	72-56	South Alabama	A
Jan. 30	L	58-47	South Carolina	H
Feb. 2	L	72-70	Ole Miss	A
Feb. 7	W	69-53	Vanderbilt #	N
Feb. 8	L	77-69	Kentucky #	N
Feb. 14	W	76-71	Miss. Univ. for Women	H
Feb. 16	W	79-58	LSU	H
Feb. 22	L	64-54	South Alabama \$	N
Feb. 23	L	70-62	UAB \$	N

! Louisiana Tech Invitational (Ruston, La.)
 @ Miami Jamboree (Miami, Fla.)
 # SEC Division Championship (Knoxville, Tenn.)
 \$ AIAIW Championship (Cleveland, Miss.)

1980-81

Record: 21-12
 Coach: Ann Cronic

Nov. 19	W	96-73	Vanderbilt	H
Nov. 24	W	97-54	Belhaven	H
Nov. 28	L	74-62	Tennessee !	N
Nov. 28	L	77-76	Florida State !	N
Dec. 2	W	94-44	Alabama State	H
Dec. 6	L	75-73	Southern Miss	A
Dec. 15	W	89-66	Florida	H
Dec. 17	W	77-76	UAB	A
Jan. 3	L	80-68	LSU	A
Jan. 4	L	66-65	Southeastern Louisiana	A
Jan. 7	L	69-67	Missouri	H
Jan. 9	W	72-61	Georgia @	N
Jan. 10	L	79-72	Clemson @	H
Jan. 12	W	66-65	Auburn	H
Jan. 14	L	75-69	Mississippi State	H
Jan. 17	W	70-65	Arkansas	H
Jan. 22	W	80-61	Alabama-Huntsville	A
Jan. 24	W	78-68	South Alabama	H
Jan. 26	W	91-81	UAB	H
Jan. 29	W	67-54	Florida #	N
Jan. 30	W	77-71	Tennessee #	N
Jan. 31	W	80-66	Georgia #	N
Feb. 1	L	61-50	Auburn #	N
Feb. 3	W	75-62	Miss. Univ. for Women	A
Feb. 5	W	87-53	Alabama-Huntsville	H
Feb. 6	W	95-51	Freed-Hardeman	H
Feb. 8	L	68-54	Tennessee	A
Feb. 10	W	81-69	Troy	A
Feb. 14	W	95-63	Florida	N
Feb. 18	W	75-73	Mississippi State ^{20T}	A
Feb. 27	W	69-56	South Alabama \$	N
Feb. 28	L	67-50	Auburn \$	N
March 4	L	76-72	Mississippi College %	H

! Lady Sunshine Tournament (Orlando, Fla.)
 @ Lady Tiger Invitational (Clemson, S.C.)
 # SEC Championship (Baton Rouge, La.)
 \$ AIAIW Championship (Troy, Ala.)
 % AIAW Region III Championship (Tuscaloosa, Ala.)

1981-82

Record: 17-11
 Coach: Ken Weeks

Nov. 10	W	64-62	Belhaven	A
Nov. 19	L	85-79	Chattanooga	A
Nov. 24	L	74-71	UAB	H
Dec. 3	W	72-63	Livingston	H
Dec. 5	W	71-54	Georgia State	H
Dec. 7	W	79-48	South Alabama	H
Dec. 11	L	69-56	Memphis !	N
Dec. 12	W	93-55	Idaho State !	N
Dec. 18	W	89-59	Chattanooga	N
Jan. 4	W	75-68	Georgia State	A
Jan. 6	W	76-62	Mississippi State	A
Jan. 8	W	71-68	Charleston @	N
Jan. 9	L	63-59	Carson-Newman @	A
Jan. 11	W	93-89	Ole Miss ^{20T}	H
Jan. 15	W	70-56	South Alabama	A
Jan. 16	W	59-58	Florida	N
Jan. 20	W	59-55	South Carolina	H
Jan. 22	W	85-49	Carson-Newman	H
Jan. 25	L	75-59	UAB	A
Jan. 27	L	72-56	Auburn	A
Feb. 3	W	87-65	Mississippi State	H
Feb. 6	L	65-53	Ole Miss	A
Feb. 11	L	71-60	Southern Miss	H
Feb. 13	W	80-78	LSU	H
Feb. 16	W	69-66	Livingston	A
Feb. 20	L	76-64	LSU	A
Feb. 22	L	63-59	Auburn	H
Feb. 26	L	82-76	Kentucky #	A

! Mid America Classic (Columbia, Mo.)
 @ Rotary Classic (Jefferson City, Tenn.)
 # SEC Championships (Lexington, Ky.)

1982-83

Record: 16-13 (2-6 SEC/Fourth-West)
 Coach: Ken Weeks

Nov. 18	W	81-60	Troy	H
Nov. 23	W	63-56	Georgia Tech	H
Dec. 1	L	74-69	Memphis	A
Dec. 4	W	94-67	Georgia State	A
Dec. 6	L	73-64	Florida State	H
Dec. 9	L	83-55	Louisiana Tech !	A
Dec. 10	W	66-58	Tulane !	N
Dec. 10	W	74-67	Northwestern State !	N
Dec. 17	L	63-51	Chattanooga	H
Jan. 3	L	77-66	North Carolina	H
Jan. 5	L	60-49	Auburn	A
Jan. 9	W	82-48	Western Kentucky	H
Jan. 12	W	81-56	South Alabama	H
Jan. 14	W	82-66	DePaul	A
Jan. 16	W	71-56	Notre Dame	A
Jan. 18	L	104-77	Kentucky *	H

Jan. 22	L	77-73	LSU *	H
Jan. 24	L	76-68	Ole Miss *	H
Jan. 26	W	78-57	Troy	A
Jan. 29	W	74-69	Mississippi State *	A
Feb. 3	W	80-63	South Alabama	A
Feb. 9	L	79-63	Auburn *	H
Feb. 12	W	83-56	Florida	N
Feb. 16	W	64-61	Florida State	A
Feb. 19	L	72-56	LSU *	A
Feb. 21	L	85-58	Ole Miss *	A
Feb. 26	W	69-58	Mississippi State *	H
March 3	W	69-53	Florida @	N
March 4	L	91-73	Tennessee @	A

! Lady Techster Dial Classic (Ruston, La.)
 * Southeastern Conference game
 @ SEC Championship (Knoxville, Tenn.)

1983-84

Record: 23-9 (5-3 SEC/Third-West)
 NCAA MIDEAST REGIONAL
 Coach: Ken Weeks

Nov. 17	W	84-56	West Florida	A
Nov. 23	W	85-47	St. Mary's	A
Nov. 26	L	82-56	Texas	A
Nov. 28	W	68-47	Troy	H
Nov. 30	W	79-47	Georgia Tech	H
Dec. 3	W	81-69	North Carolina	A
Dec. 4	W	80-72	N.C. State	N
Dec. 9	W	81-53	DePaul	H
Dec. 18	W	71-55	Louisville	A
Dec. 20	W	78-49	Kentucky	A
Dec. 27	W	102-42	Xavier !	N
Dec. 28	L	75-73	St. John's !	N
Dec. 29	W	113-47	Queens !	A
Jan. 5	W	65-56	Auburn	A
Jan. 7	W	95-83	Georgia State	H
Jan. 9	W	84-66	Delta State	A
Jan. 11	W	88-67	Memphis	H
Jan. 14	L	69-66	Western Kentucky	A
Jan. 16	L	84-74	Vanderbilt	A
Jan. 21	L	73-61	LSU	A
Jan. 23	L	60-52	Ole Miss	A
Jan. 28	W	68-50	Mississippi State	H
Feb. 4	W	94-66	Delta State	H
Feb. 9	W	64-60	Auburn	H
Feb. 17	L	78-74	LSU	H
Feb. 20	W	80-65	Ole Miss	H
Feb. 25	W	69-61	Mississippi State	A
March 3	W	85-66	Tennessee @	N
March 4	W	83-73	Vanderbilt @	N
March 5	L	74-65	Georgia @	A
March 18	W	78-70	Central Michigan #	A
March 23	L	65-58	Tennessee \$	A

! Queens Holiday Classic (Flushing, N.Y.)
 * Southeastern Conference game
 @ SEC Championship (Athens, Ga.)
 # NCAA First Round (Mt. Pleasant, Mich.)
 \$ NCAA Mideast Regional (Knoxville, Tenn.)

YEAR-BY-YEAR RESULTS

1984-85

Record: 18-10 (3-5 SEC/Fourth-West)

Coach: Ken Weeks

Nov. 17	W	78-55	Troy	H
Nov. 19	W	91-46	Tennessee State	H
Nov. 27	W	88-57	Alabama-Huntsville	A
Dec. 1	W	92-70	Mississippi College	H
Dec. 3	W	78-32	West Florida	H
Dec. 7	L	85-53	Texas !	N
Dec. 8	L	65-64	Cal State-Fullerton !	N
Dec. 16	W	90-72	Portland @	N
Dec. 17	W	86-56	Oregon @	N
Dec. 18	L	59-57	Oregon State @	N
Jan. 3	W	92-64	Chattanooga	A
Jan. 5	W	85-60	Southern University	H
Jan. 9	W	80-65	Mississippi State *	A
Jan. 12	L	76-60	Ole Miss *	H
Jan. 16	L	71-53	Auburn *	A
Jan. 19	L	83-76	LSU ^{20T} *	H
Jan. 21	W	74-63	Louisville	H
Jan. 24	W	87-61	Mississippi State *	H
Jan. 26	L	66-46	Ole Miss *	A
Jan. 28	W	96-71	Mississippi College	A
Jan. 30	W	76-68	Troy	A
Feb. 1	W	100-67	Georgia State	H
Feb. 6	L	87-76	LSU *	A
Feb. 8	W	76-57	Stephen F. Austin	A
Feb. 9	L	76-51	Louisiana Tech	A
Feb. 13	W	67-62	Notre Dame	H
Feb. 18	W	84-67	Auburn *	H
Feb. 24	L	87-85	Vanderbilt ^{OT} #	H

! 7-Up Desert Classic (Las Vegas, Nev.)

@ Giusti Tournament of Champions (Portland, Ore.)

* Southeastern Conference

SEC Western Division Playoffs

1985-86

Record: 20-9 (3-6 SEC/Eighth)

Coach: Lois Myers

Nov. 22	W	89-81	Tennessee State	A
Nov. 25	W	79-50	Jackson State	H
Dec. 6	W	78-69	Boston College !	N
Dec. 7	L	66-58	Northwestern !	A
Dec. 8	W	66-40	Marquette	A
Dec. 14	W	70-47	Troy	A
Dec. 18	W	80-68	Jackson State	A
Dec. 19	W	87-68	Arkansas State	A
Dec. 30	W	86-53	Missouri State	H
Jan. 2	W	57-44	Mississippi State *	A
Jan. 4	W	88-36	Stephen F. Austin	H
Jan. 6	W	88-58	UAB	A
Jan. 9	W	85-70	Alabama-Huntsville	A
Jan. 10	W	85-54	North Alabama	A
Jan. 15	L	87-86	Auburn ^{OT} *	H
Jan. 18	L	89-71	Tennessee *	A
Jan. 23	L	84-75	Vanderbilt @ *	A
Jan. 24	W	78-50	Lipscomb	A
Jan. 26	W	83-62	Florida *	H
Jan. 29	L	76-69	Ole Miss *	A
Feb. 1	W	88-69	Clemson	H

Feb. 3	W	71-58	Alcorn State	H
Feb. 5	L	73-69	Georgia *	H
Feb. 8	L	83-82	LSU *	H
Feb. 12	W	76-75	Kentucky *	H
Feb. 17	W	82-69	UAB	H
Feb. 22	L	82-77	Louisiana Tech	H
Feb. 28	W	71-57	Florida #	N
March 1	L	88-71	Georgia #	A

! Northwestern Classic (Evanston, Ill.)

@ Held at Aquinas JC (Nashville, Tenn.)

* Southeastern Conference

SEC Tournament (Athens, Ga.)

1986-87

Record: 19-10 (2-7 SEC/Eighth)

Coach: Lois Myers

Nov. 28	W	81-60	Florida A&M !	N
Nov. 29	W	76-49	UAB !	N
Nov. 30	L	78-59	Georgia !	N
Dec. 3	W	81-70	Livingston	H
Dec. 5	W	77-72	Texas-San Antonio @	N
Dec. 6	W	75-68	Stephen F. Austin @	A
Dec. 9	L	94-89	Texas Tech ^{20T}	H
Dec. 13	W	85-64	Troy	A
Dec. 18	W	102-58	Illinois-Chicago	H
Dec. 30	W	85-79	Clemson	A
Dec. 31	W	81-69	Chattanooga	A
Jan. 2	W	94-92	Northwestern State #	N
Jan. 3	W	67-66	Nevada #	N
Jan. 9	W	84-28	Tennessee State	H
Jan. 11	L	90-84	Vanderbilt *	H
Jan. 17	L	74-70	Ole Miss *	H
Jan. 24	W	99-60	Mississippi College	H
Jan. 29	W	79-58	UAB	H
Feb. 1	L	77-55	Georgia *	A
Feb. 4	W	77-54	Mississippi State *	H
Feb. 7	L	89-80	Kentucky *	A
Feb. 11	W	74-64	Alcorn State	A
Feb. 15	L	81-66	LSU *	A
Feb. 21	L	78-60	Auburn *	A
Feb. 26	L	108-77	Tennessee *	H
Feb. 28	W	87-65	Florida *	H
March 2	W	83-60	Mississippi College	A
March 4	W	88-76	Mississippi State %	N
March 5	L	89-61	Auburn %	N

! Southern Invitational (Atlanta, Ga.)

@ Ladyjack Dial Classic (Nacogdoches, Texas)

Nevada-Reno Wolfpack Classic (Reno, Nev.)

* Southeastern Conference game

% SEC Tournament (Albany, Ga.)

1987-88

Record: 18-10 (5-4 SEC/Sixth)

NCAA MIDWEST REGIONAL

Coach: Lois Myers

Nov. 27	W	103-56	Tennessee State	A
Nov. 29	W	80-74	Arizona ^{20T} !	N
Nov. 30	L	66-63	Western Kentucky !	N
Dec. 4	L	81-58	Virginia @	N
Dec. 5	W	80-69	St. Joseph's @	N

Dec. 8	W	88-72	Livingston	A
Dec. 13	W	76-67	UAB	A
Dec. 19	W	86-62	Montevallo	H
Dec. 20	W	88-76	Southern Miss	H
Dec. 31	L	102-81	New Mexico State	A
Jan. 2	L	74-64	Texas Tech	A
Jan. 7	L	84-67	Georgia *	H
Jan. 13	W	74-54	Kentucky *	H
Jan. 15	W	83-64	Arkansas State	H
Jan. 20	W	81-79	LSU ^{OT} *	H
Jan. 23	L	97-70	Tennessee *	A
Jan. 27	L	88-57	Auburn *	H
Feb. 1	W	70-64	Florida State	A
Feb. 3	W	75-53	Florida *	A
Feb. 8	W	97-58	Middle Tennessee	H
Feb. 10	W	82-63	Alcorn State	H
Feb. 13	W	77-73	Mississippi State *	A
Feb. 15	W	84-78	Union	H
Feb. 18	L	71-65	Vanderbilt *	A
Feb. 24	W	87-86	Ole Miss *	A
Feb. 26	W	88-57	Alabama State	H
March 4	L	76-66	Ole Miss #	N
March 16	L	77-63	South Carolina \$	A

! Bowling Green Bank Invite (Bowling Green, Ky.)

@ Investor's Classic (Charlottesville, Va.)

* Southeastern Conference

SEC Tournament (Albany, Ga.)

\$ NCAA Tournament, First Round (Columbia, S.C.)

1988-89

Record: 14-15 (1-8 SEC/10th)

Coach: Lois Myers

Nov. 13	W	60-59	Sweden (Exh.)	H
Nov. 25	L	75-66	West Virginia !	N
Nov. 26	W	88-29	Texas Pan-American !	N
Nov. 29	W	107-43	Tennessee State	H
Dec. 2	W	82-54	McNeese State @	N
Dec. 3	L	84-79	Southern Miss @	A
Dec. 10	L	75-71	North Carolina #	N
Dec. 11	W	77-31	American #	N
Dec. 15	W	98-59	North Alabama	H
Dec. 17	L	66-57	Tennessee Tech	H
Dec. 18	W	91-77	Alcorn State	H
Dec. 29	W	84-67	Arizona State \$	N
Dec. 30	L	65-54	St. John's \$	A
Jan. 4	W	80-64	Tulane	H
Jan. 7	L	73-58	Ole Miss *	H
Jan. 11	W	73-54	Georgia Southern	H
Jan. 14	L	76-75	Florida *	A
Jan. 17	W	83-57	Union	A
Jan. 21	L	74-71	LSU *	A
Jan. 22	W	69-67	Tulane	A
Jan. 25	L	86-71	Alcorn State	A
Jan. 30	W	70-68	Florida State	H
Feb. 4	L	91-79	Vanderbilt *	H
Feb. 8	W	77-64	Mississippi State *	H
Feb. 11	L	56-55	Georgia *	A
Feb. 17	L	89-84	Kentucky *	A
Feb. 22	L	89-44	Auburn *	A
Feb. 26	L	81-65	Tennessee *	H
March 3	W	59-55	Mississippi State %	N

RECORDS & HISTORY

RECORDS & HISTORY

YEAR-BY-YEAR RESULTS

March 4 L 89-61 Tennessee % N

! Reser-Sooner Classic (Norman, Okla.)
 @ Lady Golden Eagle Classic (Hattiesburg, Miss.)
 # Lady Herd Classic (Huntington, W. Va.)
 \$ Very Rev. Cahill C.M. Tourn. (Jamaica, N.Y.)
 * Southeastern Conference game
 % SEC Tournament (Albany, Ga.)

1989-90

Record: 16-12 (4-5 SEC/Seventh)
 Coach: Rick Moody

Nov. 24	W	86-59	Chattanooga !	N
Nov. 25	W	102-70	Georgia State !	A
Nov. 29	W	71-64	Lamar	A
Dec. 1	W	91-40	Southern @	N
Dec. 2	L	71-51	Houston @	A
Dec. 6	L	81-76	Florida State	H
Dec. 8	W	84-65	Arkansas State #	N
Dec. 9	W	71-67	Alcorn State #	N
Dec. 13	W	65-60	UAB	H
Dec. 16	W	60-49	Alcorn State	H
Dec. 28	W	75-68	Western Kentucky \$	N
Dec. 29	L	74-69	Villanova \$	A
Jan. 2	L	62-61	Southeast Louisiana	A
Jan. 3	W	71-63	Tulane	A
Jan. 6	L	67-41	Ole Miss *	A
Jan. 9	L	70-65	Georgia *	H
Jan. 15	W	67-57	New Orleans	H
Jan. 21	W	67-66	LSU *	H
Jan. 24	W	84-71	Florida *	H
Jan. 29	L	66-49	Louisiana Tech	H
Feb. 3	L	98-74	Vanderbilt *	A
Feb. 5	L	74-63	Tennessee Tech	A
Feb. 8	W	69-63	Jacksonville State	H
Feb. 14	W	71-63	Mississippi State *	A
Feb. 17	L	74-58	Kentucky *	H
Feb. 21	W	71-68	Auburn *	H
Feb. 24	L	80-65	Tennessee *	A
March 2	L	71-45	Ole Miss %	N

! Southern Invitational (Atlanta, Ga.)
 @ Lady Cougar (Houston, Texas)
 # Hawaiian Tropic/Shoney's Classic (Murray, Ky.)
 \$ Havoline Wildcat Christmas Classic (Villanova, Pa.)
 * Southeastern Conference
 % SEC Tournament (Albany, Ga.)

1990-91

Record: 17-12 (3-6 SEC/Ninth)
 Coach: Rick Moody

Nov. 8	L	72-68	Sweden (Exh.)	H
Nov. 23	L	80-62	UNLV	A
Nov. 24	W	76-61	San Francisco !	N
Nov. 27	W	89-79	Jacksonville State	H
Nov. 30	W	106-41	Tuskegee @	N
Dec. 2	W	92-69	Auburn-Montgomery	H
Dec. 7	W	96-44	Delaware State #	N
Dec. 8	W	77-42	Morgan State #	N
Dec. 15	W	78-57	Auburn-Montgomery	A
Dec. 17	L	67-55	New Orleans	A
Dec. 20	L	72-62	Lamar \$	H

Dec. 21	W	62-21	Georgia State \$	H
Jan. 3	L	63-57	Louisiana Tech	A
Jan. 7	W	84-70	UAB	A
Jan. 9	L	86-61	Tennessee *	H
Jan. 12	W	73-63	Vanderbilt *	H
Jan. 16	L	88-65	Florida State	A
Jan. 17	W	99-71	Alabama State	A
Jan. 23	W	69-57	Mississippi State *	A
Jan. 24	W	72-65	Kentucky *	A
Feb. 2	L	77-48	Auburn *	A
Feb. 6	L	78-72	Ole Miss *	H
Feb. 9	L	93-90	Florida *	A
Feb. 13	W	105-74	Alabama State	H
Feb. 16	L	78-66	LSU *	A
Feb. 20	L	83-47	Georgia *	A
Feb. 23	W	73-56	Mississippi State *	H
Feb. 26	W	77-57	Southeastern Louisiana	H
March 1	W	95-75	Florida %	N
March 2	L	78-69	Georgia %	N

! UNLV 7-Up Desert Classic (Las Vegas, Nev.)
 @ Birmingham Civic Center (Birmingham, Ala.)
 # Radford Invitational (Radford, Va.)
 \$ Shoney's Classic (Tuscaloosa, Ala.)
 * Southeastern Conference
 % SEC Tournament (Albany, Ga.)

1991-92

Record: 23-7 (7-4 SEC/Third)
 NCAA MIDEAST REGIONAL (Second Round)
 Coach: Rick Moody

Nov. 22	W	81-58	Tulane	A
Nov. 26	W	103-62	Alabama State	H
Nov. 29	W	118-86	Louisiana-Monroe !	N
Nov. 30	L	91-86	DePaul !	A
Dec. 2	W	83-74	Loyola-Chicago	A
Dec. 6	W	100-80	Cincinnati @	N
Dec. 7	W	101-69	Middle Tennessee @	A
Dec. 15	L	94-51	Vanderbilt *	A
Dec. 17	W	97-80	Austin Peay State	A
Dec. 19	W	86-60	Jackson State #	H
Dec. 20	W	93-80	Houston #	H
Jan. 4	L	103-101	Florida *	H
Jan. 8	W	92-61	Mississippi Valley State	A
Jan. 11	W	80-74	South Carolina *	A
Jan. 13	W	114-90	Appalachian State	A
Jan. 18	W	80-72	LSU *	H
Jan. 26	L	82-72	Tennessee *	A
Jan. 28	W	86-77	Xavier	A
Feb. 1	W	78-72	Kentucky *	H
Feb. 6	W	85-66	Alabama State	A
Feb. 8	W	69-66	Mississippi State *	H
Feb. 12	W	72-69	Auburn *	H
Feb. 15	L	72-59	Ole Miss *	A
Feb. 20	W	100-75	Oral Roberts	H
Feb. 22	W	80-76	Arkansas *	A
Feb. 24	W	110-51	Mississippi Valley State	H
Feb. 29	W	105-81	Georgia *	H
March 6	L	95-87	Kentucky \$	N
March 18	W	100-87	Tennessee Tech %	H
March 21	L	98-68	Western Kentucky ^	A

! DePaul Coopers & Lybrand Classic (Chicago, Ill.)

@ MTSU Garden Plaza Classic (Murfreesboro, Tenn.)
 # Alabama Shoney's Inn Classic (Tuscaloosa, Ala.)
 * Southeastern Conference
 \$ SEC Tournament (Albany, Ga.)
 % NCAA Mideast Subregional (Tuscaloosa, Ala.)
 ^ NCAA Mideast Subregional (Bowling Green, Ky.)

1992-93

Record: 22-9 (6-5 SEC/Fifth)
 NCAA MIDEAST REGIONAL (Second Round)
 Coach: Rick Moody

Dec. 1	L	92-76	Athletes in Action (Exh.)	H
Dec. 4	W	91-71	Delta State !	N
Dec. 5	L	93-72	Louisiana Tech !	A
Dec. 13	L	87-70	Vanderbilt *	H
Dec. 15	W	111-79	Austin Peay	H
Dec. 18	W	117-51	Grambling State @	H
Dec. 19	L	79-68	Clemson @	H
Dec. 29	W	103-101	Georgia Tech ^{OT} #	N
Dec. 30	W	71-64	St. Joseph's #	A
Jan. 2	L	81-75	Florida *	A
Jan. 5	W	95-76	Xavier (Ohio)	H
Jan. 9	W	82-67	South Carolina *	H
Jan. 16	W	74-69	LSU *	A
Jan. 18	W	94-65	South Alabama	A
Jan. 21	W	91-69	Mercer	A
Jan. 23	L	86-74	Tennessee *	H
Jan. 26	W	90-74	Tulane	H
Jan. 31	L	77-73	Kentucky *	A
Feb. 3	W	107-64	Loyola-Chicago	H
Feb. 6	W	102-89	Mississippi State *	A
Feb. 8	W	94-64	Appalachian State	H
Feb. 13	W	93-74	Ole Miss *	H
Feb. 17	L	93-67	Auburn *	A
Feb. 20	W	66-56	Arkansas *	H
Feb. 25	W	122-52	Oral Roberts	H
Feb. 28	W	67-50	Georgia *	A
March 1	W	80-57	Alabama State	A
March 5	W	106-86	LSU %	N
March 6	W	88-73	Florida %	N
March 7	L	76-72	Georgia %	N
March 17	W	102-70	Georgia Southern ^	H
March 21	L	74-73 ^{OT}	North Carolina &	A

! Louisiana Tech Dial Classic (Ruston, La.)
 @ Alabama's Shoney's Classic (Tuscaloosa, Ala.)
 # St. Joseph's Texaco/Hawk Classic (Philadelphia, Pa.)
 * Southeastern Conference
 % SEC Tournament (Chattanooga, Tenn.)
 ^ NCAA Mideast Subregional (Tuscaloosa, Ala.)
 & NCAA Mideast Subregional (Chapel Hill, N.C.)

1993-94

Record: 26-7 (7-4 SEC/Fourth)
 NCAA MIDWEST REGIONAL (Final Four)
 Coach: Rick Moody

Nov. 17	W	69-63	Levski-Totel (Exh.)	H
Nov. 24	W	91-87	Athletes in Action (Exh.)	H
Nov. 26	W	82-62	Eastern Washington !	N
Nov. 27	W	99-57	Iowa State !	A
Dec. 3	W	98-31	Coppin State @	H
Dec. 4	W	81-50	Grambling State @	H

YEAR-BY-YEAR RESULTS

Dec. 8	W	86-65	East Tennessee State	A
Dec. 11	W	99-77	Louisiana Tech	H
Dec. 29	W	107-53	Eastern Carolina #	N
Dec. 30	L	89-83	North Carolina #	N
Dec. 31	W	87-33	Florida State #	N
Jan. 5	W	70-57	Georgia *	H
Jan. 7	W	79-68	Illinois	A
Jan. 9	L	77-73	Vanderbilt *	A
Jan. 12	W	119-43	Troy	A
Jan. 16	L	80-75	Florida *	H
Jan. 18	W	101-46	Mercer	H
Jan. 22	W	94-77	South Carolina *	A
Jan. 26	W	92-54	South Alabama	H
Jan. 30	W	91-74	LSU *	H
Feb. 2	L	82-75	Arkansas *	A
Feb. 5	L	85-69	Tennessee *	A
Feb. 13	W	96-82	Kentucky *	H
Feb. 16	W	84-71	Auburn *	H
Feb. 19	W	68-55	Mississippi State *	H
Feb. 23	W	98-56	Alabama State	H
Feb. 26	W	76-64	Ole Miss *	A
Feb. 28	W	101-66	Troy	H
March 4	W	86-84	Ole Miss ^{OT} §	N
March 6	L	72-56	Tennessee §	N
March 13	W	96-86	Oregon State %	H
March 20	W	84-78	Iowa %	A
March 25	W	73-68	Texas Tech ^	N
March 26	W	96-82	Penn State ^	N
April 2	L	69-66	Louisiana Tech &	N

! Iowa State Cyclone Classic (Des Moines, Iowa)
 @ Alabama's Shoney's Classic (Tuscaloosa, Ala.)
 # UCF Holiday Classic (Orlando, Fla.)
 * Southeastern Conference
 § SEC Tournament (Chattanooga, Tenn.)
 % NCAA Midwest Subregional (Tuscaloosa, Ala.)
 ^ Midwest Regional (Austin, Texas)
 & NCAA Final Four (Richmond, Va.)

1994-95

Record: 22-9 (7-4 SEC/T-Fourth)
NCAA EAST REGIONAL (Sweet 16)
Coach: Rick Moody

Nov. 12	W	103-91	Uralmash, Russia (Exh.)	H
Nov. 22	W	67-42	Athletes in Action (Exh.)	H
Nov. 25	W	73-57	Villanova !	H
Nov. 26	W	90-70	Grambling State !	H
Dec. 2	W	74-62	Colorado State @	N
Dec. 3	W	105-87	Notre Dame @	N
Dec. 6	W	93-79	Arkansas *	H
Dec. 9	W	102-50	Lamar #	N
Dec. 10	W	99-62	Texas-Arlington #	A
Dec. 19	W	99-70	Middle Tennessee	H
Dec. 28	L	79-76	San Diego State §	N
Dec. 29	W	119-46	UNC-Asheville §	N
Jan. 3	W	102-64	East Tennessee State	H
Jan. 5	L	75-73	Maine	A
Jan. 8	W	71-63	Vanderbilt *	H
Jan. 10	W	84-47	Illinois	H
Jan. 15	L	97-88	Florida *	A
Jan. 18	L	91-67	Georgia *	A
Jan. 22	W	85-62	South Carolina *	H
Jan. 28	L	86-70	Auburn *	A

Jan. 31	W	90-60	LSU *	A
Feb. 5	W	95-63	Central Florida	H
Feb. 7	L	95-44	Tennessee *	H
Feb. 11	L	72-56	Louisiana Tech	A
Feb. 18	W	68-62	Kentucky *	A
Feb. 25	W	76-55	Mississippi State *	A
Feb. 27	W	84-78	Mississippi *	H
March 1	W	94-60	Tennessee State	H
March 4	W	86-72	Arkansas %	N
March 5	L	84-70	Tennessee %	N
March 16	W	82-55	Mt. St. Mary's ^	H
March 18	W	121-120	Duke ^{4OT} ^	H
March 23	L	87-56	Connecticut &	A

! UA/Sheraton Capstone Inn Classic (Tuscaloosa, Ala.)
 @ UC-Irvine Newport Marriott Classic (Irvine, Calif.)
 # UT-Arlington Country Suites Classic (Arlington, Texas)
 § St. Joseph's Redman Christmas Inv. (Jamaica, N.Y.)
 * Southeastern Conference
 % SEC Tournament (Chattanooga, Tenn.)
 ^ NCAA East Subregional (Tuscaloosa, Ala.)
 & NCAA East Regional (Storrs, Conn.)

1995-96

Record: 24-8 (7-4 SEC/Third)
NCAA WEST REGIONAL (Sweet 16)
Coach: Rick Moody

Nov. 13	W	94-36	Victoria All-Stars (Exh.)	H
Nov. 17	W	84-80	Athletes in Action (Exh.)	H
Nov. 24	W	87-58	Central Florida !	H
Nov. 25	W	79-43	Maine !	H
Dec. 2	W	95-64	East Tennessee State	A
Dec. 3	W	85-57	Richmond @	A
Dec. 8	L	81-67	Connecticut @	N
Dec. 9	W	92-62	Jackson State #	N
Dec. 17	W	68-53	Middle Tennessee #	A
Dec. 18	L	89-83	Georgia *	H
Dec. 18	W	94-35	Bethune Cookman	H
Dec. 21	W	89-62	UNC Greensboro §	N
Dec. 22	W	73-52	Vermont §	A
Dec. 28	W	71-62	Oklahoma %	N
Dec. 28	W	70-64	Western Kentucky %	N
Jan. 4	W	92-85	Arkansas ^{OT} *	A
Jan. 7	L	65-55	Mississippi *	A
Jan. 13	W	97-64	Mississippi State *	H
Jan. 16	W	74-69	Northwestern State	A
Jan. 20	W	66-51	Kentucky *	H
Jan. 24	W	69-67	Auburn *	H
Jan. 28	L	81-69	Tennessee *	A
Jan. 31	W	105-42	Alabama State	H
Feb. 3	W	86-60	LSU *	H
Feb. 13	L	75-58	Auburn *	A
Feb. 17	W	73-54	Florida *	H
Feb. 19	L	73-59	Vanderbilt *	A
Feb. 22	W	75-68	South Carolina ^{OT} *	A
March 2	W	65-59	Auburn ^	N
March 3	W	86-70	LSU ^	N
March 4	L	64-60	Tennessee ^	N
March 15	W	95-66	Appalachian State &	H
March 17	W	88-68	N.C. State &	H
March 23	L	78-76	Stanford ^{OT} +	N

! UA Sheraton Capstone Inn Classic (Tuscaloosa, Ala.)

@ Richmond's Central Fidelity Inv. (Richmond, Va.)
 # Garden Plaza/Lady Raider Classic (Murfreesboro, Tenn.)
 § Vermont's Howard Bank Classic (Burlington, Vt.)
 % Junkanoo Shootout (Nassau, Bahamas)
 * Southeastern Conference
 ^ SEC Tournament (Chattanooga, Tenn.)
 & NCAA West Subregional (Tuscaloosa, Ala.)
 + NCAA West Regional (Seattle, Wash.)

1996-97

Record: 25-7 (10-2 SEC/Second)
NCAA EAST REGIONAL (Sweet 16)
Coach: Rick Moody

Nov. 14	W	116-45	Byelorussia (Exh.)	H
Nov. 17	L	74-65	Stanford	A
Nov. 21	W	71-53	Athletes in Action (Exh.)	H
Nov. 28	W	102-74	Arizona State !	N
Nov. 29	W	88-32	Puerto Rico-Mayaguez !	A
Nov. 30	L	91-81	North Carolina State !	N
Dec. 6	W	62-37	Jackson State @	H
Dec. 7	W	85-44	Lynn @	H
Dec. 18	W	89-44	Akron #	N
Dec. 19	W	68-47	Penn State #	N
Dec. 20	W	88-74	North Carolina #	N
Dec. 27	W	70-67	Grambling State §	N
Dec. 29	W	73-43	Miami §	A
Jan. 2	W	70-65	Oral Roberts	H
Jan. 5	W	88-60	Ole Miss *	H
Jan. 7	W	68-65	Auburn *	A
Jan. 10	W	72-52	Mississippi State *	A
Jan. 15	W	68-64	Georgia *	A
Jan. 17	W	101-67	Oral Roberts	A
Jan. 22	W	78-62	Kentucky % *	N
Jan. 26	L	63-60	Tennessee *	H
Jan. 27	W	78-44	Jackson State	H
Feb. 1	L	84-74	LSU *	A
Feb. 6	W	102-61	Arkansas *	H
Feb. 9	W	87-38	South Carolina *	H
Feb. 11	W	89-57	Auburn *	H
Feb. 16	W	86-81	Florida *	A
Feb. 18	L	69-67	UNC-Charlotte ^{OT}	A
Feb. 23	W	70-60	Vanderbilt *	H
March 1	W	85-63	Arkansas ^	N
March 2	L	83-72	Florida ^	N
March 4	W	94-50	Saint Francis &	H
March 16	W	61-52	St. Joseph's &	H
March 22	L	87-71	Notre Dame +	N

! San Juan Shootout (San Juan, Puerto Rico)
 @ Alabama Sheraton Capstone Inn Classic (Tuscaloosa, Ala.)
 # CellularOne Beach Classic (Myrtle Beach, S.C.)
 § Miami's Holiday Classic (Miami, Fla.)
 % Cincinnati, Ohio
 * Southeastern Conference
 ^ SEC Tournament (Chattanooga, Tenn.)
 & NCAA East Subregional (Tuscaloosa, Ala.)
 + NCAA East Regional (Columbia, S.C.)

RECORDS & HISTORY

YEAR-BY-YEAR RESULTS

1997-98

Record: 24-10 (10-4 SEC/T-Second)
NCAA MIDWEST REGIONAL (Sweet 16)
Coach: Rick Moody

Nov. 5	W	82-55	Baltic All-Stars (Exh.)	H
Nov. 10	W	88-68	B.C. Shelen (Exh.)	H
Nov. 14	W	91-41	Furman !	H
Nov. 16	L	74-66	Nebraska !	A
Nov. 28	W	91-62	Marshall @	N
Nov. 29	L	61-58	Iowa State @	N
Nov. 30	W	77-70	Indiana @	N
Dec. 2	W	104-43	Samford	H
Dec. 6	W	94-53	Akron	H
Dec. 17	L	89-87	Stephen F. Austin #	N
Dec. 18	W	74-49	Elon #	N
Dec. 21	L	70-62	Florida *	A
Dec. 28	W	79-70	Boston College ^{OT} §	N
Dec. 29	L	74-69	St. Joseph's ^{OT} §	A
Jan. 4	W	82-62	South Carolina *	A
Jan. 7	W	62-46	Auburn *	H
Jan. 11	L	102-92	Arkansas ^{OT} *	A
Jan. 14	W	82-62	Ole Miss *	A
Jan. 18	W	85-69	Mississippi State *	H
Jan. 20	W	74-68	Northwestern State	A
Jan. 24	W	62-56	Kentucky *	H
Jan. 29	W	67-54	LSU *	A
Feb. 1	L	73-66	Tennessee *	A
Feb. 3	W	73-51	LSU *	H
Feb. 5	W	74-50	UNC-Charlotte	H
Feb. 8	W	90-77	Georgia *	H
Feb. 11	W	62-45	Auburn *	A
Feb. 14	W	73-51	Florida *	H
Feb. 18	W	87-48	Georgia Southern	A
Feb. 22	L	81-79	Vanderbilt *	A
Feb. 27	W	92-72	South Carolina %	N
Feb. 28	W	74-61	Florida %	N
March 1	L	67-63	Tennessee %	N
March 13	W	94-46	UNC Greensboro ^	H
March 15	W	75-74	UCLA ^	H
March 21	L	71-57	Louisiana Tech &	N

! Preseason WNIT

@ Rainbow Wahine Invitational (Honolulu, Hawai'i)

L'eggs Classic (Las Cruces, N.M.)

§ Corestates Hawk Classic (Philadelphia, Pa.)

* Southeastern Conference

% SEC Tournament (Columbus, Ga.)

^ NCAA Midwest Subregional (Tuscaloosa, Ala.)

& NCAA Midwest Regional (Lubbock, Texas)

1998-99

Record: 20-11 (7-7 SEC/T-Fifth)
NCAA MIDWEST REGIONAL (Second Round)
Coach: Rick Moody

Nov. 6	W	107-78	Miss. All-Stars (Exh.)	H
Nov. 10	W	79-66	Athletes in Action (Exh.)	H
Nov. 13	W	93-65	Northwestern State	H
Nov. 15	W	72-40	Georgia Southern	H
Nov. 19	W	96-52	Samford	A
Nov. 27	W	77-31	New Mexico State !	N
Nov. 28	W	87-67	DePaul !	A
Dec. 1	W	96-55	South Alabama	A

Dec. 5	W	79-68	Old Dominion @	N
Dec. 6	L	77-73	Penn State @	N
Dec. 10	L	77-71	Florida *	H
Dec. 13	W	97-80	UAB #	N
Dec. 20	L	90-75	North Carolina §	N
Dec. 29	W	92-71	TCU %	N
Dec. 30	W	65-56	St. Peter's %	A
Jan. 3	L	85-70	Georgia *	A
Jan. 7	L	73-69	Auburn *	A
Jan. 14	W	78-51	Ole Miss *	H
Jan. 17	W	75-59	Mississippi State *	A
Jan. 24	L	76-72	Kentucky *	A
Jan. 28	W	71-66	LSU *	H
Jan. 31	L	85-73	Tennessee *	H
Feb. 3	L	75-50	LSU *	A
Feb. 7	W	87-73	South Carolina *	H
Feb. 11	W	72-57	Auburn *	H
Feb. 15	W	75-73	Florida *	A
Feb. 18	L	77-73	Arkansas *	H
Feb. 21	W	102-59	Vanderbilt *	H
Feb. 25	W	82-71	South Carolina ^	N
Feb. 26	W	76-72	Auburn ^	N
Feb. 27	L	80-69	Tennessee ^	N
March 12	W	80-68	Grambling State &	N
March 14	L	70-56	North Carolina &	A

! Moran Realty Classic (Chicago, Ill.)

@ Wachovia Women's Invitational (Richmond, Va.)

Hardwood Classic (Birmingham, Ala.)

§ ACC-SEC Challenge (Myrtle Beach, S.C.)

% St. Peter's Holiday Classic (Jersey City, N.J.)

* Southeastern Conference

^ SEC Tournament (Chattanooga, Tenn.)

& NCAA Midwest Subregional (Chapel Hill, N.C.)

1999-2000

Record: 15-14 (5-9 SEC/T-Eighth)
WNIT (First Round)
Coach: Rick Moody

Nov. 2	W	94-82	Miss. All-Stars (Exh.)	H
Nov. 10	W	76-67	Slovan Bratislava (Exh.)	H
Nov. 19	W	77-50	St. John's !	N
Nov. 20	L	73-72	Michigan State !	A
Nov. 23	W	88-51	Samford	H
Nov. 26	W	63-60	Kansas State @	N
Nov. 27	W	87-77	Drake @	N
Nov. 30	W	82-54	South Alabama	H
Dec. 2	L	81-69	Tulane	A
Dec. 5	W	82-62	Akron	A
Dec. 11	W	76-51	Alabama A&M	H
Dec. 20	W	84-69	Missouri-Kansas City #	N
Dec. 21	W	61-59	St. Mary's #	A
Dec. 29	L	77-57	Memphis	A
Jan. 6	W	84-58	Belmont	H
Jan. 9	L	71-62	Georgia *	H
Jan. 13	L	69-51	Auburn *	A
Jan. 20	W	69-67	Ole Miss *	A
Jan. 23	L	85-65	Mississippi State *	H
Jan. 27	W	68-67	Kentucky *	H
Jan. 30	W	69-67	Ole Miss *	H
Feb. 3	L	66-62	Arkansas *	A
Feb. 6	L	65-47	Tennessee *	A
Feb. 10	W	72-68	LSU *	H

Feb. 13	L	69-59	Auburn *	H
Feb. 17	W	69-67	South Carolina *	A
Feb. 20	L	68-63	Vanderbilt *	H
Feb. 24	L	72-37	Georgia *	A
Feb. 27	L	84-60	Florida *	A
March 2	L	67-63	Kentucky §	N
March 16	L	70-68	Chattanooga %	A

! Felpausch/MSU Holiday Classic (East Lansing, Mich.)

@ Torneo Cancun de Basquetbol (Cancun, Mexico)

St. Mary's Christmas Classic (Moraga, Calif.)

* Southeastern Conference

§ SEC Tournament (Chattanooga, Tenn.)

% WNIT

2000-01

Record: 19-12 (5-9 SEC/T-Eighth)
WNIT (Second Round)
Coach: Rick Moody

Nov. 17	W	66-42	Samford	A
Nov. 22	W	64-63	Tulane	H
Nov. 24	W	76-63	California !	N
Nov. 25	W	73-43	Illinois-Chicago !	A
Nov. 28	W	53-46	South Alabama	A
Dec. 2	W	70-67	Belmont	A
Dec. 6	W	65-55	Memphis	H
Dec. 10	W	54-53	Michigan State	H
Dec. 20	W	66-56	Creighton @	N
Dec. 21	L	58-54	Oklahoma State ^{OT} @	N
Dec. 29	W	74-62	Massachusetts #	N
Dec. 31	W	86-77	St. Peter's ^{OT} #	A
Jan. 4	W	74-41	Alabama A&M	H
Jan. 7	L	96-41	Georgia *	A
Jan. 11	W	60-53	Auburn *	H
Jan. 14	L	82-67	South Carolina *	H
Jan. 18	L	65-57	Ole Miss *	H
Jan. 21	W	65-62	Mississippi State *	A
Jan. 25	L	71-64	Kentucky *	A
Jan. 28	W	67-64	Ole Miss *	A
Feb. 1	W	74-69	Arkansas *	H
Feb. 4	L	97-75	Tennessee *	H
Feb. 8	L	74-58	LSU *	A
Feb. 11	W	61-60	Auburn *	A
Feb. 18	L	68-56	Vanderbilt *	A
Feb. 22	L	71-48	Georgia *	H
Feb. 25	L	74-62	Florida *	H
March 1	W	59-55	Auburn §	N
March 2	L	82-52	Tennessee §	N
March 15	W	77-67	Memphis %	H
March 18	L	84-72	UAB %	A

! UIC Thanksgiving Tournament (Chicago, Ill.)

@ SunSplash Shootout (Nassau, Bahamas)

St. Peter's Holiday Classic (Jersey City, N.J.)

* Southeastern Conference

§ SEC Tournament (Memphis, Tenn.)

% WNIT

YEAR-BY-YEAR RESULTS

2001-02

Record: 19-12 (7-7 SEC/T-Seventh)

WNIT (Quarterfinals)

Coach: Rick Moody

Nov. 5	W	84-77	Basketball Travelers (Exh.)	H
Nov. 11	L	109-101	Sports International (Exh.)	H
Nov. 16	W	96-44	Samford	H
Nov. 20	W	101-58	Troy	H
Nov. 23	W	90-89	Louisville !	N
Nov. 24	L	81-79	Pepperdine !	A
Nov. 27	W	73-38	Birmingham-Southern	A
Dec. 2	L	78-75	Providence	A
Dec. 5	L	89-84	Alabama State	A
Dec. 9	W	63-61	South Alabama	H
Dec. 18	W	72-53	Jacksonville State	A
Dec. 21	W	85-69	SMU @	N
Dec. 22	W	71-56	Maryland @	N
Dec. 29	W	66-65	UMass #	N
Dec. 30	W	70-61	Villanova #	A
Jan. 6	L	63-62	Kentucky *	H
Jan. 10	W	84-70	Arkansas *	A
Jan. 13	L	83-77	Florida *	A
Jan. 17	L	69-46	Vanderbilt *	H
Jan. 20	L	82-57	Tennessee *	A
Jan. 24	W	78-70	Auburn *	H
Jan. 27	W	61-58	Kentucky *	A
Feb. 3	L	72-70	Arkansas *	H
Feb. 7	W	92-86	Mississippi State *	H
Feb. 10	W	60-57	Auburn *	A
Feb. 14	L	69-54	South Carolina *	A
Feb. 17	W	86-69	Ole Miss *	H
Feb. 21	L	73-62	Georgia *	A
Feb. 24	W	82-73	LSU *	H
Feb. 28	L	64-60	Georgia \$	N
March 13	W	68-67	Missouri ^	A
March 17	W	99-77	Eastern Kentucky ^	A
March 19	L	79-61	Michigan State ^	A

! Pepperdine Thanksgiving Classic (Malibu, Calif.)

@ Torneo Cancun de Basquetbol (Cancun, Mexico)

PNC Wildcat Classic (Villanova, Penn.)

* Southeastern Conference

\$ SEC Tournament (Nashville, Tenn.)

^ WNIT

2002-03

Record: 13-15 (3-11 SEC/10th)

Coach: Rick Moody

Nov. 12	L	78-72	Premier Players (Exh.)	H
Nov. 17	W	102-50	Berry (Exh.)	H
Nov. 22	W	68-46	Samford	A
Nov. 26	W	75-58	Birmingham-Southern	H
Nov. 29	W	61-56	UT-San Antonio !	A
Nov. 30	W	69-56	Stephen F. Austin !	N
Dec. 3	W	72-56	Providence	H
Dec. 7	W	67-64	Liberty @	N
Dec. 8	L	81-72	East Carolina @	A
Dec. 16	W	80-72	Illinois-Chicago	H
Dec. 18	L	79-57	South Alabama	A
Dec. 21	W	70-59	BYU #	N
Dec. 29	W	89-64	Bucknell \$	N
Dec. 30	W	62-57	St. Peter's \$	A

Jan. 4	L	68-62	Houston	A
Jan. 12	L	59-55	Kentucky *	A
Jan. 16	L	88-45	Tennessee *	H
Jan. 19	L	65-61	Auburn *	A
Jan. 23	L	77-47	Georgia *	H
Jan. 26	W	81-70	Ole Miss *	A
Jan. 30	L	72-56	Mississippi State *	A
Feb. 2	L	59-58	Arkansas *	H
Feb. 6	L	80-69	Vanderbilt *	A
Feb. 9	L	48-34	South Carolina *	H
Feb. 13	L	85-43	LSU *	A
Feb. 16	W	69-65	Florida *	H
Feb. 23	L	73-71	Kentucky ^{2OT} *	H
Feb. 27	W	67-62	Auburn *	H
March 2	L	68-57	Arkansas *	A
March 6	L	53-48	Arkansas %	N

! Hampton Inn Six Flags/UTSA Classic (San Antonio, Texas)

@ US Cellular Invitational (Greenville, N.C.)

Triple Crown Sports Classic (Albuquerque, N.M.)

\$ St. Peter's Holiday Classic (Jersey City, N.J.)

* Southeastern Conference

% SEC Tournament (Little Rock, Ark.)

2003-04

Record: 12-16 (4-10 SEC/10th)

Coach: Rick Moody

Nov. 9	W	98-66	Berry (Exh.)	H
Nov. 18	L	71-60	Premier Players (Exh.)	H
Nov. 24	W	76-74	Michigan ^{OT}	A
Nov. 28	L	77-56	Boston College !	A
Nov. 29	W	84-66	Long Beach State !	A
Dec. 2	W	81-52	Jacksonville State	H
Dec. 5	W	76-63	Texas-San Antonio	H
Dec. 7	L	68-51	Virginia Tech	H
Dec. 15	W	83-61	Tennessee Tech	H
Dec. 18	W	77-44	Bethune-Cookman @	N
Dec. 19	W	63-41	Central Florida @	A
Dec. 21	L	61-55	Florida International	A
Dec. 29	W	77-55	Santa Clara	A
Jan. 3	L	76-70	Houston	H
Jan. 8	L	65-61	Middle Tennessee ^{OT}	A
Jan. 11	W	74-71	South Carolina *	H
Jan. 15	W	67-62	Ole Miss *	H
Jan. 18	L	72-51	Tennessee *	A
Jan. 22	L	70-61	Auburn *	A
Jan. 25	L	65-57	Mississippi State *	H
Jan. 29	L	76-69	Florida *	A
Feb. 1	L	71-68	Georgia *	A
Feb. 5	L	103-68	LSU *	H
Feb. 8	W	81-68	Vanderbilt *	H
Feb. 12	L	77-51	South Carolina *	A
Feb. 15	W	68-65	Arkansas *	H
Feb. 22	L	62-59	Kentucky *	A
Feb. 26	L	72-40	Auburn *	H
Feb. 29	L	81-78	Mississippi State ^{OT} *	A
March 4	L	63-56	Ole Miss #	N

! Coors Rocky Mountain Invitational (Fort Collins, Colo.)

@ UCF Classic (Orlando, Fla.)

* Southeastern Conference

SEC Tournament (Nashville, Tenn.)

2004-05

Record: 14-15 (4-10 SEC/Ninth)

Coach: Rick Moody

Nov. 9	W	93-75	EA Sports (Exh.)	H
Nov. 19	W	81-79	Michigan ^{OT}	H
Nov. 22	W	80-66	Middle Tennessee	H
Nov. 26	W	81-66	Columbia !	A
Nov. 27	W	76-56	Washington !	A
Dec. 4	L	72-59	Virginia Tech	A
Dec. 7	W	74-55	UAB	H
Dec. 11	W	62-59	Tennessee Tech	A
Dec. 18	L	71-52	Kansas State @	A
Dec. 21	W	71-62	Alabama A&M	H
Dec. 29	L	67-59	Deleware #	A
Dec. 30	W	78-60	Yale #	A
Jan. 3	W	60-54	Florida International	H
Jan. 5	L	86-83	South Dakota State	H
Jan. 9	W	69-39	Kentucky *	H
Jan. 13	L	84-77	Mississippi State *	A
Jan. 16	L	76-51	LSU *	A
Jan. 20	W	75-62	South Carolina *	H
Jan. 23	L	59-43	Auburn *	A
Jan. 30	W	72-61	Mississippi State *	H
Feb. 3	L	72-63	Georgia *	H
Feb. 6	W	77-66	Florida *	H
Feb. 10	L	83-68	Arkansas *	A
Feb. 13	L	68-54	Ole Miss *	A
Feb. 17	L	74-63	Auburn *	H
Feb. 20	L	66-57	South Carolina *	A
Feb. 24	L	64-53	Vanderbilt *	A
Feb. 27	L	94-81	Tennessee *	H
March 3	W	62-58	Florida \$	N
March 4	L	60-59	LSU \$	N

! Seattle Times Classic (Seattle, Wash.)

@ Triple Crown Sports Classic (Springfield, Mo.)

Christmas City Classic (Bethlehem, Pa.)

* Southeastern Conference

\$ SEC Tournament (Greenville, S.C.)

2005-06

Record: 9-19 (3-11 SEC/11th)

Coach: Stephany Smith

Nov. 5	W	69-46	West Alabama (Exh.)	H
Nov. 11	W	76-57	Henderson State (Exh.)	H
Nov. 18	L	56-52	Washington	H
Nov. 21	W	77-71	Santa Clara	H
Nov. 25	L	69-48	Virginia !	N
Nov. 26	W	76-46	Nevada !	N
Dec. 1	W	81-55	Alabama A&M	H
Dec. 6	L	70-62	UAB	A
Dec. 10	W	59-54	Southeastern Louisiana	H
Dec. 18	L	78-69	South Dakota State	A
Dec. 20	L	68-56	North Dakota State	A
Dec. 22	W	76-71	Georgia Southern	H
Dec. 29	W	66-51	Southern @	N
Dec. 30	L	56-48	South Alabama @	A
Jan. 2	L	61-55	East Carolina	H
Jan. 5	L	59-44	Florida *	A
Jan. 8	W	68-54	Auburn *	H
Jan. 15	W	75-73	Arkansas *	H

RECORDS & HISTORY

RECORDS & HISTORY

YEAR-BY-YEAR RESULTS

Jan. 19	L	79-43	LSU *	A
Jan. 22	L	68-47	South Carolina *	H
Jan. 26	L	65-56	Auburn *	A
Jan. 29	L	89-54	Tennessee *	A
Feb. 2	L	65-53	Vanderbilt *	H
Feb. 5	L	84-59	Georgia *	A
Feb. 9	L	77-67	Ole Miss *	H
Feb. 12	W	61-59	Mississippi State *	A
Feb. 19	L	82-65	Tennessee *	H
Feb. 23	L	86-61	LSU *	H
Feb. 26	L	80-60	Kentucky *	A
March 2	L	84-62	Vanderbilt #	N

! Paradise Jam (St. Thomas, U.S. Virgin Islands)

@ South Alabama Classic (Mobile, Ala.)

* Southeastern Conference

SEC Tournament (North Little Rock, Ark.)

2006-07

Record: 10-20 (0-14 SEC/12th)

Coach: Stephany Smith

Oct. 31	W	81-50	West Alabama (Exh.)	H
Nov. 5	L	66-59	Delta State (Exh.)	H
Nov. 10	W	62-53	Samford	H
Nov. 13	L	73-56	Arkansas State	A
Nov. 17	W	71-56	Tennessee Tech	H
Nov. 19	W	60-57	Southeastern Louisiana	H
Nov. 24	L	78-70	Missouri !	A
Nov. 25	W	75-56	Cal State Northridge !	A
Nov. 29	W	68-56	Chattanooga	H
Dec. 2	W	102-48	Savannah State	H
Dec. 4	W	84-55	McNeese State	H
Dec. 9	L	83-68	Tulane	A
Dec. 16	L	66-57	Louisiana Tech	A
Dec. 18	W	83-66	Birmingham-Southern	H
Dec. 20	W	52-51	Belmont	H
Dec. 28	L	65-54	South Dakota State	H
Dec. 30	W	78-53	North Dakota State	H
Jan. 3	L	72-36	Tennessee *	A
Jan. 7	L	63-58	Auburn *	H
Jan. 11	L	63-62	Kentucky *	H
Jan. 14	L	95-35	South Carolina *	A
Jan. 18	L	71-63	Arkansas *	A
Jan. 21	L	61-45	LSU *	H
Jan. 28	L	80-51	Tennessee *	H
Feb. 1	L	93-61	Auburn *	A
Feb. 4	L	91-51	Vanderbilt *	A
Feb. 8	L	92-51	Georgia *	H
Feb. 11	L	84-43	Ole Miss *	A
Feb. 18	L	66-64	Florida *	H
Feb. 22	L	89-70	Mississippi State *	H
Feb. 25	L	70-27	LSU *	A
March 1	L	78-49	Ole Miss @	N

! St. Mary's Tournament (Moraga, Calif.)

* Southeastern Conference

@ SEC Tournament (Duluth, Ga.)

2007-08

Record: 8-22 (1-13 SEC/12th)

Coach: Stephany Smith

Oct. 31	W	80-53	West Alabama (Exh.)	H
Nov. 4	W	67-44	Mississippi College (Exh.)	H
Nov. 10	L	64-56	Tulane	H
Nov. 13	L	48-46	Samford	A
Nov. 18	L	49-45	Arkansas State	H
Nov. 23	L	52-43	Eastern Michigan !	N
Nov. 24	W	66-37	Washington State !	N
Nov. 28	L	75-58	Belmont	A
Nov. 30	W	53-47	Tennessee Tech	A
Dec. 5	L	62-61	Louisiana Tech	H
Dec. 9	W	66-56	St. Mary's	H
Dec. 15	L	62-34	Chattanooga	A
Dec. 17	W	62-57	Alabama A&M	H
Dec. 20	W	63-60	Hampton ^{OT}	H
Dec. 22	W	63-54	Jacksonville State	H
Jan. 2	L	73-62	East Tennessee State	H
Jan. 5	W	61-51	Southeastern Louisiana	H
Jan. 10	W	65-54	South Carolina *	H
Jan. 13	L	80-65	Florida *	A
Jan. 17	L	63-49	Arkansas *	H
Jan. 20	L	71-53	Georgia *	A
Jan. 27	L	62-48	Auburn *	H
Jan. 31	L	72-59	Mississippi State *	A
Feb. 3	L	76-47	Ole Miss *	A
Feb. 7	L	89-53	LSU *	H
Feb. 10	L	92-47	Vanderbilt *	H
Feb. 14	L	74-49	Auburn *	A
Feb. 17	L	64-44	Kentucky *	A
Feb. 21	L	85-58	Tennessee *	H
Feb. 24	L	70-54	Ole Miss *	H
March 2	L	83-54	Vanderbilt *	A
March 6	L	71-62	Georgia @	N

! Junkanoo Jam (Freeport, Bahamas)

* Southeastern Conference

@ SEC Tournament (Nashville, Tenn.)

2008-09

Record: 13-17 (1-13 SEC/12th)

Coach: Wendell Hudson

Nov. 7	W	76-49	West Alabama (Exh.)	H
Nov. 14	W	64-55	Centenary	H
Nov. 18	L	61-55	Samford	H
Nov. 22	W	69-60	Hampton	A
Nov. 25	W	75-47	Alabama State	H
Nov. 28	L	73-56	Louisville !	N
Nov. 29	W	76-56	Northern Iowa !	N
Dec. 3	W	67-53	Central Florida	H
Dec. 7	W	90-50	Sam Houston State	H
Dec. 14	L	77-67	Middle Tennessee	A
Dec. 17	W	70-68	Florida A&M ^{OT}	H
Dec. 20	W	63-53	Austin Peay	H
Dec. 22	W	76-65	Alabama A&M	H
Dec. 29	W	54-49	Belmont @	H
Dec. 30	W	81-75	Ball State @	H
Jan. 3	W	59-48	Southeastern Louisiana	A
Jan. 8	L	85-76	Vanderbilt *	H
Jan. 11	L	55-34	LSU *	A

Jan. 15	L	67-57	Kentucky *	H
Jan. 18	L	73-43	Ole Miss *	A
Jan. 22	L	84-66	Auburn *	A
Jan. 25	L	63-61	Georgia *	H
Feb. 1	L	88-64	Vanderbilt *	A
Feb. 5	L	92-71	Florida *	H
Feb. 8	L	81-54	Auburn *	H
Feb. 12	L	80-61	Tennessee *	A
Feb. 15	L	68-57	South Carolina *	A
Feb. 19	W	67-59	Ole Miss *	H
Feb. 22	L	74-69	Arkansas *	A
March 1	L	67-49	Mississippi State *	H
March 5	L	68-49	Tennessee #	N#

! Nugget Classic (Reno, Nev.)

@ Crimson Tide Holiday Classic (Tuscaloosa, Ala.)

* Southeastern Conference

SEC Tournament (North Little Rock, Ark.)

2009-10

Record: 12-18 (4-12 SEC/11th)

Coach: Wendell Hudson

Nov. 4	L	68-67	North Alabama (Exh.)	H
Nov. 13	W	73-68	Tennessee Tech !	N
Nov. 14	L	96-90	Texas A&M C.C. ^{OT} !	A
Nov. 17	W	79-39	Jackson State	H
Nov. 21	L	69-67	Belmont ^{OT}	A
Nov. 24	W	68-55	Southeastern La.	H
Nov. 28	W	87-79	Cal State Bakersfield @	N
Nov. 29	L	64-55	Illinois @	N
Dec. 4	L	72-67	Alabama State	A
Dec. 6	W	61-56	Northwestern State	H
Dec. 14	W	64-62	UCF	A
Dec. 16	L	61-52	Florida A&M	A
Dec. 21	W	71-38	Presbyterian	H
Dec. 30	W	87-61	Southern Miss	H
Jan. 3	L	52-44	Georgia *	H
Jan. 6	L	70-56	Ole Miss *	A
Jan. 10	L	80-68	South Carolina *	H
Jan. 14	L	74-62	Auburn *	A
Jan. 17	L	88-63	Kentucky *	A
Jan. 21	W	82-58	Florida *	H
Jan. 24	L	66-62	Arkansas ^{OT} *	H
Jan. 28	L	70-61	Vanderbilt *	A
Jan. 31	L	78-41	LSU *	H
Feb. 4	L	77-44	Mississippi State *	A
Feb. 7	W	55-53	Auburn *	H
Feb. 14	L	76-47	Georgia *	A
Feb. 18	L	74-67	Tennessee *	H
Feb. 21	W	69-58	Arkansas *	A
Feb. 25	L	71-47	Mississippi State *	H
Feb. 28	W	66-61	Florida *	A
March 4	L	73-66	Georgia #	N

! Emerald Beach Tip-Off (Corpus Christi, Texas)

@ Holiday Beach Classic (San Luis Obispo, Calif.)

* Southeastern Conference

SEC Tournament (Duluth, Ga.)

YEAR-BY-YEAR RESULTS

2010-11

Record: 18-15 (5-11 SEC/10th)
WNIT (Round of 16)
Coach: Wendell Hudson

Nov. 6	W	103-58	UAH (Exh.)	H
Nov. 12	W	82-55	Tennessee State	H
Nov. 14	W	87-76	Central Arkansas	H
Nov. 17	W	95-84	N.C. State	H
Nov. 19	W	65-55	Georgia State	A
Nov. 23	W	69-53	McNeese State	H
Nov. 26	L	68-61	Florida State !	N
Nov. 27	W	82-80	Providence ^{30T} !	N
Dec. 1	W	80-31	Alabama State	H
Dec. 4	W	90-56	Arkansas-Pine Bluff	H
Dec. 12	L	79-57	Kansas	A
Dec. 18	W	64-46	Belmont	H
Dec. 20	W	67-62	Alabama A&M	H
Dec. 28	W	88-78	Southern Miss	A
Jan. 2	L	66-55	Auburn *	H
Jan. 6	L	110-45	Tennessee *	A
Jan. 9	L	72-43	LSU *	A
Jan. 13	L	82-66	Vanderbilt *	H
Jan. 16	L	57-53	Arkansas *	H
Jan. 20	L	60-51	Georgia *	H
Jan. 23	L	59-48	South Carolina *	A
Jan. 27	L	70-64	Florida *	A
Jan. 30	L	82-69	Kentucky *	H
Feb. 3	W	66-61	Mississippi State *	A
Feb. 6	L	81-54	Georgia *	A
Feb. 13	W	64-59	Florida *^	H
Feb. 17	W	59-51	Auburn *	A
Feb. 20	W	61-52	Ole Miss *	H
Feb. 24	L	68-55	Mississippi State *	H
Feb. 27	W	92-79	Arkansas *	A
March 3	L	60-36	LSU #	N
March 17	W	80-69	Memphis %	A
March 20	W	72-70	Northwestern %	A
March 22	L	74-59	Toledo %	A

! Junkanoo Jam (Freeport, Bahamas)
* Southeastern Conference
^ Reopening of Foster Auditorium
SEC Tournament (Nashville, Tenn.)
% WNIT

2011-12

Record: 12-19 (2-14 SEC/11th)
Coach: Wendell Hudson

Nov. 6	W	81-27	Auburn-Montgomery (Exh.)	H
Nov. 12	W	72-51	Nicholls State	H
Nov. 15	L	58-46	Central Arkansas	A
Nov. 18	W	78-52	Northwestern State	H
Nov. 21	W	67-34	Georgia Southern	H
Nov. 24	L	77-76	Old Dominion !	N
Nov. 25	W	62-56	Seton Hall ^{OT} !	N
Nov. 26	W	67-59	Louisiana Tech !	N
Dec. 2	W	69-56	Southern Louisiana	H
Dec. 4	W	80-76	Kansas	H
Dec. 7	L	69-63	North Texas	A
Dec. 11	L	79-57	North Carolina State	A
Dec. 17	W	64-54	Alabama State	A

Dec. 19	W	65-47	Presbyterian	H
Dec. 30	W	80-45	Air Force	H
Jan. 1	L	68-42	South Carolina *	A
Jan. 5	L	65-55	Auburn *	H
Jan. 8	L	84-40	LSU *	A
Jan. 12	L	66-61	Mississippi State *	H
Jan. 15	L	69-55	Ole Miss *	H
Jan. 19	L	61-37	Florida *	A
Jan. 26	L	86-56	Tennessee *	H
Jan. 29	L	82-68	Kentucky *	A
Feb. 2	L	70-52	Arkansas *	A
Feb. 5	L	81-66	Georgia *	H
Feb. 9	W	52-47	Ole Miss *	A
Feb. 12	L	51-46	LSU *	H
Feb. 16	W	77-75	Kentucky *	H
Feb. 19	L	69-55	South Carolina *	H
Feb. 23	L	81-40	Auburn *	A
Feb. 26	L	67-54	Vanderbilt *	A
March 1	L	57-38	South Carolina #	N

! Paradise Jam (St. Thomas, U.S. Virgin Islands)
* Southeastern Conference
SEC Tournament (Nashville, Tenn.)

2012-13

Record: 13-18 (2-14 SEC/13th)
Coach: Wendell Hudson

Nov. 5	W	94-39	Stillman (Exh.)	H
Nov. 11	W	80-43	Jacksonville State	H
Nov. 13	W	83-74	Houston	H
Nov. 17	W	79-60	Arkansas-Pine Bluff	H
Nov. 19	W	88-83	North Texas ^{30T}	H
Nov. 25	W	97-62	Southeastern Louisiana	H
Dec. 1	L	69-50	Wisconsin	A
Dec. 8	L	72-58	Chattanooga	H
Dec. 15	W	80-71	Troy	A
Dec. 17	L	58-52	Wofford	H
Dec. 21	W	73-70	Virginia ^{20T}	H
Dec. 28	W	58-47	Cincinnati !	N
Dec. 29	W	80-58	LIU Brooklyn	N
Dec. 30	W	44-43	Hawai'i	N
Jan. 3	L	91-52	Texas A&M *	A
Jan. 6	L	87-70	Kentucky *	H
Jan. 10	L	95-83	Georgia *	H
Jan. 13	W	83-75	Ole Miss *	A
Jan. 20	L	96-69	Tennessee *	A
Jan. 24	W	61-51	Auburn *	H
Jan. 27	L	67-58	Vanderbilt *	H
Jan. 31	L	65-59	Georgia *	A
Feb. 3	L	87-54	Florida *	A
Feb. 6	L	65-53	South Carolina *	H
Feb. 10	L	91-80	Arkansas * ^{30T}	H
Feb. 17	L	70-53	Auburn *	A
Feb. 21	L	75-51	Mississippi State *	A
Feb. 24	L	67-61	Florida *	H
Feb. 28	L	76-42	LSU *	A
March 3	L	88-64	Missouri *	H
March 6	W	63-36	Mississippi State #	N
March 7	L	77-35	South Carolina #	N

! Rainbow Wahine Invitational (Honolulu, Hawai'i)
* Southeastern Conference
SEC Tournament (Duluth, Ga.)

2013-14

Record: 14-16 (7-9 SEC/T-Sixth)
Coach: Kristy Curry

Nov. 4	W	73-31	West Alabama (Exh.)	H
Nov. 8	L	82-70	Tennessee-Chattanooga	A
Nov. 11	L	62-48	Nebraska	A
Nov. 17	L	92-57	Duke	A
Nov. 21	W	70-62	Wisconsin	H
Nov. 25	W	60-32	Alabama A&M	H
Nov. 29	L	86-76	Saint Mary's !	N
Nov. 30	W	69-54	Cal State Fullerton !	N
Dec. 4	L	75-57	Tennessee-Martin	H
Dec. 8	W	51-44	Houston	H
Dec. 17	W	75-62	Jacksonville	H
Dec. 20	W	113-105	Troy ^{OT}	H
Dec. 28	L	79-59	Princeton @	N
Dec. 29	W	82-60	Coppin State @	N
Jan. 2	L	85-63	Kentucky *	H
Jan. 5	L	73-58	Texas A&M *	A
Jan. 12	W	93-79	Ole Miss *	H
Jan. 16	L	61-39	Auburn *	H
Jan. 19	L	77-51	South Carolina *	A
Jan. 23	W	57-55	Kentucky *	A
Jan. 26	W	69-66	Georgia *	H
Jan. 30	L	75-67	Florida *	A
Feb. 2	L	64-54	Tennessee *	H
Feb. 9	W	59-56	Missouri *	A
Feb. 13	L	75-55	Arkansas *	A
Feb. 16	L	71-46	Texas A&M *	H
Feb. 20	W	72-64	Mississippi State ^{OT} *	H
Feb. 23	W	66-62	Vanderbilt *	A
Feb. 27	L	70-65	Auburn *	A
March 2	W	78-60	LSU *	H
March 6	L	78-65	LSU #	N

! Hilton Concord Thanksgiving Classic (Moraga, Calif.)
@ Cavalier Classic (Charlottesville, Va.)
* Southeastern Conference
SEC Tournament (Duluth, Ga.)

RECORDS & HISTORY

ALL-TIME SEC TOURNAMENT RESULTS

1980 (1-1)

Feb. 7, 1980	W	69-53	Vanderbilt	Knoxville, Tenn.	First Round
Feb. 8, 1980	L	77-69	Kentucky	Knoxville, Tenn.	Second Round

1981 (3-1)

Jan. 29, 1981	W	67-54	Florida	Baton Rouge, La.	First Round
Jan. 30, 1981	W	77-71	Tennessee	Baton Rouge, La.	Second Round
Jan. 31, 1981	W	80-66	Georgia	Baton Rouge, La.	Semifinal
Feb. 1, 1981	L	61-50	Auburn	Baton Rouge, La.	Final

1982 (0-1)

Feb. 26, 1982	L	82-76	Kentucky	Lexington, Ky.	First Round
---------------	---	-------	----------	----------------	-------------

1983 (1-1)

March 3, 1983	W	69-53	Florida	Knoxville, Tenn.	First Round
March 4, 1983	L	91-73	Tennessee	Knoxville, Tenn.	Second Round

1984 (2-1)

March 3, 1984	W	85-66	Tennessee	Athens, Ga.	Second Round
March 4, 1984	W	83-73	Vanderbilt	Athens, Ga.	Semifinal
March 5, 1984	L	74-65	Georgia	Athens, Ga.	Final

1985 (0-1)

Feb. 24, 1985	L	87-85	Vanderbilt	Oxford, Miss.	First Round
---------------	---	-------	------------	---------------	-------------

1986 (1-1)

Feb. 28, 1986	W	71-57	Florida	Athens, Ga.	First Round
March 1, 1986	L	88-71	Georgia	Athens, Ga.	Second Round

1987 (1-1)

March 4, 1987	W	88-76	Mississippi State	Albany, Ga.	First Round
March 5, 1987	L	89-61	Auburn	Albany, Ga.	Second Round

1988 (0-1)

March 4, 1988	L	76-66	Ole Miss	Albany, Ga.	Second Round
---------------	---	-------	----------	-------------	--------------

1989 (1-1)

March 3, 1989	W	59-55	Mississippi State	Albany, Ga.	First Round
March 4, 1989	L	89-61	Tennessee	Albany, Ga.	Second Round

1990 (0-1)

March 2, 1990	L	71-45	Ole Miss	Albany, Ga.	First Round
---------------	---	-------	----------	-------------	-------------

1991 (1-1)

March 1, 1991	W	95-75	Florida	Albany, Ga.	First Round
March 2, 1991	L	78-69	Georgia	Albany, Ga.	Second Round

1992 (0-1)

March 6, 1992	L	95-87	Kentucky	Albany, Ga.	Second Round
---------------	---	-------	----------	-------------	--------------

1993 (2-1)

March 5, 1993	W	106-86	LSU	Chattanooga, Tenn.	First Round
March 6, 1993	W	88-73	Florida	Chattanooga, Tenn.	Second Round
March 7, 1993	L	76-72	Georgia	Chattanooga, Tenn.	Semifinal

1994 (1-1)

March 4, 1994	W	86-84 OT	Ole Miss	Chattanooga, Tenn.	Second Round
March 6, 1994	L	72-56	Tennessee	Chattanooga, Tenn.	Semifinal

1995 (1-1)

March 4, 1995	W	86-72	Arkansas	Chattanooga, Tenn.	Second Round
March 5, 1995	L	84-70	Tennessee	Chattanooga, Tenn.	Semifinal

1996 (2-1)

March 2, 1996	W	65-59	Auburn	Chattanooga, Tenn.	Second Round
March 3, 1996	W	86-70	LSU	Chattanooga, Tenn.	Semifinal
March 4, 1996	L	64-60	Tennessee	Chattanooga, Tenn.	Final

1997 (1-1)

March 1, 1997	W	85-63	Arkansas	Chattanooga, Tenn.	Second Round
March 2, 1997	L	83-72	Florida	Chattanooga, Tenn.	Semifinal

1998 (2-1)

Feb. 27, 1998	W	92-72	South Carolina	Columbus, Ga.	Second Round
Feb. 28, 1998	W	74-61	Florida	Columbus, Ga.	Semifinal
March 1, 1998	L	67-63	Tennessee	Columbus, Ga.	Final

ALL-TIME SEC TOURNAMENT RESULTS

1999 (2-1)

Feb. 25, 1999	W	82-71	South Carolina	Chattanooga, Tenn.	First Round
Feb. 26, 1999	W	76-72	Auburn	Chattanooga, Tenn.	Second Round
Feb. 27, 1999	L	80-69	Tennessee	Chattanooga, Tenn.	Semifinal

2000 (0-1)

March 2, 2000	L	67-63	Kentucky	Chattanooga, Tenn.	First Round
---------------	---	-------	----------	--------------------	-------------

2001 (1-1)

March 1, 2001	W	59-55	Auburn	Memphis, Tenn.	First Round
March 2, 2001	L	82-52	Tennessee	Memphis, Tenn.	Second Round

2002 (0-1)

Feb. 28, 2002	L	64-60	Georgia	Nashville, Tenn.	First Round
---------------	---	-------	---------	------------------	-------------

2003 (0-1)

March 6, 2003	L	53-48	Arkansas	North Little Rock, Ark.	First Round
---------------	---	-------	----------	-------------------------	-------------

2004 (0-1)

March 4, 2004	L	63-56	Mississippi	Nashville, Tenn.	First Round
---------------	---	-------	-------------	------------------	-------------

2005 (1-1)

March 3, 2005	W	62-58	Florida	Greenville, S.C.	First Round
March 4, 2005	L	60-59	LSU	Greenville, S.C.	Second Round

2006 (0-1)

March 2, 2006	L	84-62	Vanderbilt	North Little Rock, Ark.	First Round
---------------	---	-------	------------	-------------------------	-------------

2007 (0-1)

March 1, 2007	L	78-49	Ole Miss	Duluth, Ga.	First Round
---------------	---	-------	----------	-------------	-------------

2008 (0-1)

March 6, 2008	L	71-62	Georgia	Nashville, Tenn.	First Round
---------------	---	-------	---------	------------------	-------------

2009 (0-1)

March 5, 2009	L	68-49	Tennessee	North Little Rock, Ark.	First Round
---------------	---	-------	-----------	-------------------------	-------------

2010 (0-1)

March 4, 2010	L	73-66	Georgia	Duluth, Ga.	First Round
---------------	---	-------	---------	-------------	-------------

2011 (0-1)

March 3, 2011	L	60-36	LSU	Nashville, Tenn.	First Round
---------------	---	-------	-----	------------------	-------------

2012 (0-1)

March 1, 2012	L	57-38	South Carolina	Nashville, Tenn.	First Round
---------------	---	-------	----------------	------------------	-------------

2013 (1-1)

March 6, 2013	W	63-36	Mississippi State	Duluth, Ga.	First Round
March 7, 2013	L	77-35	South Carolina	Duluth, Ga.	Second Round

2014 (0-1)

March 6, 2014	L	78-65	LSU	Duluth, Ga.	First Round
---------------	---	-------	-----	-------------	-------------

RECORD VERSUS OPPONENTS IN SEC TOURNAMENT

Arkansas	2-1
Auburn	3-2
Florida	7-1
Georgia	1-7
Kentucky	0-4
LSU	2-3
Ole Miss	1-4
Mississippi State	3-0
Missouri	0-0
South Carolina	2-2
Tennessee	2-9
Texas A&M	0-0
Vanderbilt	2-2

SEC Tournament Overall Record: 25-35

ALL-TIME SEC TOURNAMENT RESULTS

Team	Won	Lost	Pct.	Titles
Tennessee	73	18	.802	17
Texas A&M	4	1	.800	1
Vanderbilt	45	29	.608	6
Georgia	43	31	.581	4
Auburn	35	31	.530	4
LSU	33	33	.500	3
Kentucky	29	36	.446	1
Ole Miss	26	34	.433	0
ALABAMA	25	35	.416	0
Florida	19	34	.358	0
Arkansas	10	23	.303	0
Mississippi State	15	35	.300	0
South Carolina	8	23	.258	0
Missouri	0	2	.000	0

RECORDS & HISTORY

ALL-TIME NATIONAL POSTSEASON RESULTS

1977 (0-3)

March 22, 1977	L	89-59	Wayland Baptist	Amarillo, Texas	NWIT
March 23, 1977	L	88-73	Belmont	Amarillo, Texas	NWIT
March 24, 1977	L	84-75	Indiana State	Amarillo, Texas	NWIT

1984 (1-1)

Midwest Region

March 18, 1984	W	78-70	Central Michigan	Mt. Pleasant, Mich.	NCAA First Round
March 23, 1984	L	65-58	Tennessee	Knoxville, Tenn.	NCAA Second Round

1988 (0-1)

Midwest Region

March 16, 1988	L	77-63	South Carolina	Columbia, S.C.	NCAA First Round
----------------	---	-------	----------------	----------------	------------------

1992 (1-1)

Midwest Region

March 18, 1992	W	100-87	Tennessee Tech	Tuscaloosa, Ala.	NCAA First Round
March 21, 1992	L	98-68	Western Kentucky	Bowling Green, Ky.	NCAA Second Round

1993 (1-1)

Midwest Region

March 17, 1993	W	102-70	Georgia Southern	Tuscaloosa, Ala.	NCAA First Round
March 21, 1993	L	74-73 OT	North Carolina	Chapel Hill, N.C.	NCAA Second Round

1994 (4-1)

Midwest Region

March 13, 1994	W	96-86	Oregon State	Tuscaloosa, Ala.	NCAA First Round
March 20, 1994	W	84-78	Iowa	Iowa City, Iowa	NCAA Second Round
March 25, 1994	W	73-68	Texas Tech	Austin, Texas	NCAA Sweet 16
March 26, 1994	W	96-82	Penn State	Austin, Texas	NCAA Elite Eight
April 2, 1994	L	69-66	Louisiana Tech	Richmond, Va.	NCAA Final Four

1995 (2-1)

East Region

March 16, 1995	W	82-55	Mount St. Mary's	Tuscaloosa, Ala.	NCAA First Round
March 18, 1995	W	121-120 4OT	No. 20 Duke	Tuscaloosa, Ala.	NCAA Second Round
March 23, 1995	L	87-56	No. 1 Connecticut	Storrs, Conn.	NCAA Sweet 16

1996 (2-1)

West Region

March 15, 1996	W	95-66	Appalachian State	Tuscaloosa, Ala.	NCAA First Round
March 17, 1996	W	88-68	No. 23 N.C. State	Tuscaloosa, Ala.	NCAA Second Round
March 23, 1996	L	78-76 OT	No. 3 Stanford	Seattle, Wash.	NCAA Sweet 16

1997 (2-1)

East Region

March 4, 1997	W	94-50	Saint Francis	Tuscaloosa, Ala.	NCAA First Round
March 16, 1997	W	61-52	St. Joseph's	Tuscaloosa, Ala.	NCAA Second Round
March 22, 1997	L	87-71	No. 15 Notre Dame	Columbia, S.C.	NCAA Sweet 16

1998 (2-1)

Midwest Region

March 13, 1998	W	94-46	UNC Greensboro	Tuscaloosa, Ala.	NCAA First Round
March 15, 1998	W	75-74	No. 25 UCLA	Tuscaloosa, Ala.	NCAA Second Round
March 21, 1998	L	71-57	No. 4 Louisiana Tech	Lubbock, Texas	NCAA Sweet 16

1999 (1-1)

Midwest Region

March 12, 1999	W	80-68	Grambling State	Chapel Hill, N.C.	NCAA First Round
March 14, 1999	L	70-56	No. 11 North Carolina	Chapel Hill, N.C.	NCAA Second Round

2000 (0-1)

March 16, 2000	L	70-68	Chattanooga	Chattanooga, Tenn.	WNIT First Round
----------------	---	-------	-------------	--------------------	------------------

2001 (1-1)

March 15, 2001	W	77-67	Memphis	Tuscaloosa, Ala.	WNIT First Round
March 18, 2001	L	84-72	UAB	Birmingham, Ala.	WNIT Second Round

ALL-TIME NATIONAL POSTSEASON RESULTS

2002 (2-1)

March 13, 2002	W	68-67	Missouri	Columbia, Mo.	WNIT First Round
March 17, 2002	W	99-77	Eastern Kentucky	Richmond, Ky.	WNIT Second Round
March 19, 2002	L	79-61	Michigan State	East Lansing, Mich.	WNIT Quarterfinals

2011 (2-1)

March 17, 2011	W	80-69	Memphis	Memphis, Tenn.	WNIT First Round
March 20, 2011	W	72-70	Northwestern	Evanston, Ill.	WNIT Second Round
March 22, 2011	L	74-59	Toledo	Toledo, Ohio	WNIT Round of 16

NCAA Overall Record: 16-10

WNIT Overall Record: 5-4

NWIT Overall Record: 0-3



Alabama advanced to the Women's National Invitation Tournament Round of 16 in 2011 with wins over Memphis and Northwestern.

RECORDS & HISTORY

WNBA



LINDA BURGESS

Los Angeles Sparks (1997)
Sacramento Monarchs (1998-2000)



DOMINIQUE CANTY

Detroit Shock (1999-2002)
Houston Comets (2003-06)
Chicago Sky (2007-11)
Washington Mystics (2012)



CASSANDRA CRUMPTON MOORER

New York Liberty (1997-98)



SHALONDA ENIS

Washington Mystics (1999)
Charlotte Sting (2000-03)

WNBA



NIESA JOHNSON

Charlotte Sting (1999-2000)



TAUSHA MILLS

Washington Mystics (2000-02)
San Antonio Silver Stars (2003)
Detroit Shock (2007)



NAVONDA MOORE

Minnesota Lynx (2007-08)



RECORDS & HISTORY

TV/RADIO ROSTER



1

6-0 • Freshman F

QUANETRIA BOLTON

Anniston, Ala.
(Anniston HS)



3

6-1 • Junior G

KHADIJAH CARTER

Goodrich, Texas
(Jacksonville College)



5

5-9 • Sophomore G

BREANNA HAYDEN

Dallas, Texas
(Baylor)



11

6-0 • Freshman G

HANNAH COOK

Ozark, Mo.
(Ozark HS)



13

6-2 • Junior F

NIKKI HEGSTETTER

Kennesaw, Ga.
(Harrison HS)



15

5-8 • Freshman G

MEOSHONTI KNIGHT

Morgan City, La.
(Central Catholic)



20

6-0 • Sophomore F

ASHLEY WILLIAMS

Covington, Ga.
(Alcovy HS)



22

5-7 • RS Freshman G

KARYLA MIDDLEBROOK

Blue Springs, Mo.
(Blue Springs HS)



25

6-1 • Senior F

BRIANA HUTCHEN

Baltimore, Md.
(Rutgers)



33

5-3 • Senior G

SHARIN RIVERS

Huntsville, Ala.
(Shelton State)



34

6-4 • Sophomore F/C

OCEANA HAMILTON

Mississauga, Ontario
(St. Edmund Campion)



35

6-3 • Freshman F

DIAMANTÉ MARTINEZ

New Orleans, La.
(Edna Karr HS)



KRISTY CURRY

Head Coach 2nd Season

NORTHEAST LOUISIANA, 1988



KELLY CURRY

Assist. Coach 2nd Season

TEXAS A&M, 1990



SHEREKA WRIGHT

Assist. Coach 2nd Season

PURDUE, 2004



TERRY NOONER

Assist. Coach 2nd Season

KANSAS, 2000



GRANT FAUSSET

Dir. Operations 2nd Season

PURDUE, 2004



LINDSEY HICKS

Video Coord. 2nd Season

PURDUE, 2004

TV/RADIO ROSTER



KARYLA MIDDLEBROOK
REDSHIRT FRESHMAN



QUANETRIA BOLTON
FRESHMAN



DIAMANTE MARTINEZ
FRESHMAN



HANNAH COOK
FRESHMAN



MEOSHONTI KNIGHT
FRESHMAN

OCEANA HAMILTON
SOPHOMORE

NIKKI HEGSTETTER
JUNIOR

ASHLEY WILLIAMS
SOPHOMORE

KHADIJAH CARTER
JUNIOR

BREANNA HAYDEN
SOPHOMORE

