

SHAYONTAE MYERS

DAISHA SIMMONS

HEAD COACH KRISTY CURRY

2013-14 ALABAMA  
WOMEN'S BASKETBALL  
MEDIA GUIDE





VIDEO COORDINATOR  
**LINDSEY HICKS**

ASSISTANT COACH  
**TERRY NOONER**

HEAD COACH  
**KRISTY CURRY**

ASSISTANT COACH  
**KELLY CURRY**

ASSISTANT COACH / RECRUITING  
**SHEREKA WRIGHT**

DIRECTOR OF OPERATIONS  
**GRANT FAUSSET**

**A**  
TM

**TRUST  
LOYALTY  
TRUTHFULNESS  
COMMITMENT  
RESPONSIBILITY  
DISCIPLINE  
DEDICATION  
RESPECT**



# INTRODUCTION

## TABLE OF CONTENTS

### INTRODUCTION

Roster	1
Athletics Communications Staff	1
Quick Facts	2
Schedule	2
Media Information	3
Foster Auditorium	4
Southeastern Conference	5
The University	6-7
Mal Moore/Senior Support Staff	8
President Dr. Judy Bonner	9

### OUTLOOK

Preview	10-11
Opponents	12-15

### THE TEAM

Player Profiles	16-39
Coaching Staff	40-45
Support Staff	46-47

### YEAR IN REVIEW

2011-12 Review	48-62
----------------	-------

### RECORDS AND HISTORY

Year-by-Year Team Statistics	63
Team Scoring Records	64
Individual Scoring Records	65
Field Goal Records	66-67
Free Throw Records	68
1,000 Point Club	69-73
Rebound Records	74
Assist Records	75
Steals, Blocks and Games Records	76
vs. AP Top 25; 100-plus Point Games	77
Home Game Records	78
Coaching Records	79
All-Time Roster	80-81
All-Time Jersey Numbers	82-83
Assistant Coaches	83
All-Americans	84-85
SEC Awards	86
Miscellaneous Awards	87
Academic Awards	88-89
Series Results	90-97
Year-by-Year Results	98-105
Conference Series Records	106-107
SEC Tournament Results	108-109
Postseason Results	110-111
Radio/Television Chart	112

## UNIVERSITY INFORMATION

Location . . . . . Tuscaloosa, Ala.  
 Enrollment . . . . . 34,852  
 Founded . . . . . April 12, 1831  
 Nickname . . . . . Crimson Tide  
 Colors . . . . . Crimson and White  
 Conference . . . . . Southeastern  
 President . . . . . Dr. Judy Bonner  
 Athletics Director . . . . . Bill Battle  
 Senior Women's Administrator . . . Marie Robbins  
 Faculty Representative . . . . . Dr. Kevin Whitaker  
 Facility . . . . . Foster Auditorium  
 Capacity . . . . . 3,800

## TEAM INFORMATION

2012-13 Overall Record . . . . . 13-18  
 2012-13 SEC Record . . . . . 2-14  
 Starters R/L . . . . . 2/3  
 Letterwinners R/L . . . . . 6/7  
 Newcomers . . . . . 8  
 All-Time Record . . . . . 658-498 (.569)  
 All-Time SEC Record . . . . . 134-243 (.355)  
 All-Time Home Record . . . . . 315-151 (.676)  
 First Season . . . . . 1974  
 NCAA Appearances . . . . . 10 (1984, 1988, 1992-99)  
 WNIT Appearances . . . . . 4 (2000-02, 2011)

## COACHING STAFF

Head Coach . . . . . Kristy Curry  
 Alma Mater . . . . . Northeast Louisiana, 1988  
 Record at Alabama . . . . . 0-0  
 Overall Record . . . . . 309-149 (.675)  
 SEC Record . . . . . 0-0  
 Season at Alabama . . . . . First  
 Assistant Coach . . . . . Kelly Curry  
 Alma Mater . . . . . Texas A&M, 1990  
 Season at Alabama . . . . . First  
 Assistant Coach . . . . . Shereka Wright  
 Alma Mater . . . . . Purdue, 2004  
 Season at Alabama . . . . . First  
 Assistant Coach . . . . . Terry Nooner  
 Alma Mater . . . . . Kansas, 2000  
 Season at Alabama . . . . . First  
 Director of Operations . . . . . Grant Fausset  
 Alma Mater . . . . . Purdue, 2004  
 Season at Alabama . . . . . First  
 Video Coordinator . . . . . Lindsey Hicks  
 Alma Mater . . . . . Purdue, 2004  
 Season at Alabama . . . . . First

## ATHLETICS COMMUNICATIONS STAFF



**DOUG WALKER**  
 Associate Athletic Director  
 for Athletics Communications  
 Office: (205) 348-7245  
 e-mail: dwalker@ia.ua.edu



**JEFF PURINTON**  
 Associate Athletic Director for  
 Football Communications  
 Office: (205) 348-3631  
 e-mail: jpurinton@ia.ua.edu



**RICH DAVI**  
 Director of  
 Athletics Communications  
 Office: (205) 348-3550  
 e-mail: rdavi@ia.ua.edu



**AARON JORDAN**  
 Associate Director of  
 Athletics Communications  
 Office: (205) 348-5041  
 e-mail: ajordan@ia.ua.edu



**JOSH MAXSON**  
 Associate Director of  
 Athletics Communications  
 Office: (205) 348-7496  
 e-mail: jmaxson@ia.ua.edu



**ROOTS WOODRUFF**  
 Associate Director of  
 Athletics Communications  
 Office: (205) 348-2088  
 e-mail: rwoodruff@ia.ua.edu



**JESSICA PARÉ  
 (WBB CONTACT)**  
 Assistant Director of  
 Athletics Communications  
 Office: (205) 348-3673  
 Cell: (205) 394-5985  
 e-mail: jpare@ia.ua.edu

## CREDITS

The 2013-14 University of Alabama women's basketball media guide was produced by the staff of the Alabama Athletics Communications Office. The publication was written and edited by Jessica Paré and designed by EBSCO Media. Photography by Alabama Athletics Director of Photography Kent Gidley and his assistants. Special thanks to the Crimson Tide coaching staff, Brent Hollingsworth for the cover design, Pete LaFleur for editorial assistance and the staff of the SEC office. Copyright 2013 by the Board of Trustees of The University of Alabama. "Roll Tide," "Crimson Tide," "Bama" and the primary and secondary logos are registered trademarks of The University of Alabama.

2013-14 ALABAMA ROSTER

NUMERICAL

No.	Name	Pos.	Ht.	Year	Hometown (Previous School)
0	Daisha Simmons	G	5-10	Jr.	Jersey City, N.J. (Rutgers)
1	Jasmine Steele	G	5-1	R-Fr.	Midfield, Ala. (Midfield HS)
2	Courtney Hunter	G	5-9	Fr.	Hoover, Ala. (Hoover HS)
3	Khadijah Carter	F	6-1	So.	Goodrich, Texas (Jacksonville College)
4	Emily Davis	G	6-1	So.	Enterprise, Ala. (Enterprise HS)
12	Shafontaye Myers	G	5-8	Sr.	Newbern, Ala. (Sunshine HS)
13	Nikki Hegstetter	F	6-2	So.	Kennesaw, Ga. (Harrison HS)
14	Brooksie McGraw	C	6-3	Fr.	Gainesville, Fla. (P. K. Yonge HS)
20	Ashley Williams	F	6-0	Fr.	Covington, Ga. (Alcovy HS)
22	Karyla Middlebrook	G	5-7	Fr.	Blue Springs, Mo. (Blue Springs HS)
23	Kara Rawls	F	6-0	Fr.	Hoover, Ala. (Hoover HS)
25	Briana Hutchen	F	6-1	Jr.	Baltimore, Md. (Rutgers)
32	Brittany Jack	F	6-0	Jr.	Suwanee, Ga. (Samford)
33	Sharin Rivers	G	5-3	Jr.	Huntsville, Ala. (Shelton State)
34	Oceana Hamilton	F/C	6-4	Fr.	Mississauga, Ontario, Canada

ALPHABETICAL

No.	Name	Pos.	Ht.	Year	Hometown (Previous School)
3	Khadijah Carter	F	6-1	So.	Goodrich, Texas (Jacksonville College)
4	Emily Davis	G	6-1	So.	Enterprise, Ala. (Enterprise HS)
34	Oceana Hamilton	F/C	6-4	Fr.	Mississauga, Ontario, Canada
13	Nikki Hegstetter	F	6-2	So.	Kennesaw, Ga. (Harrison HS)
2	Courtney Hunter	G	5-9	Fr.	Hoover, Ala. (Hoover HS)
25	Briana Hutchen	F	6-1	Jr.	Baltimore, Md. (Rutgers)
32	Brittany Jack	F	6-0	Jr.	Suwanee, Ga. (Samford)
14	Brooksie McGraw	C	6-3	Fr.	Gainesville, Fla. (P. K. Yonge HS)
22	Karyla Middlebrook	G	5-7	Fr.	Blue Springs, Mo. (Blue Springs HS)
12	Shafontaye Myers	G	5-8	Sr.	Newbern, Ala. (Sunshine HS)
23	Kara Rawls	F	6-0	Fr.	Hoover, Ala. (Hoover HS)
33	Sharin Rivers	G	5-3	Jr.	Huntsville, Ala. (Shelton State)
0	Daisha Simmons	G	5-10	Jr.	Jersey City, N.J. (Rutgers)
1	Jasmine Steele	G	5-1	R-Fr.	Midfield, Ala. (Midfield HS)
20	Ashley Williams	F	6-0	Fr.	Covington, Ga. (Alcovy HS)

INSIDE THE ROSTER

Returning Letterwinners (6)

Emily Davis  
 Nikki Hegstetter  
 Briana Hutchen  
 Brittany Jack  
 Shafontaye Myers  
 Daisha Simmons

Redshirts (1)

Jasmine Steele

Returning Starters (2)

Shafontaye Myers  
 Daisha Simmons

Newcomers (8)

Khadijah Carter  
 Oceana Hamilton  
 Courtney Hunter  
 Brooksie McGraw  
 Karyla Middlebrook  
 Kara Rawls  
 Sharin Rivers  
 Ashley Williams

Senior (1)

Shafontaye Myers

Juniors (4)

Briana Hutchen  
 Brittany Jack  
 Sharin Rivers  
 Daisha Simmons

Sophomores (3)

Khadijah Carter  
 Emily Davis  
 Nikki Hegstetter

Freshmen (7)

Oceana Hamilton  
 Courtney Hunter  
 Brooksie McGraw  
 Karyla Middlebrook  
 Kara Rawls  
 Jasmine Steele  
 Ashley Williams

PRONUNCIATIONS

Daisha Simmons	DAY-sha
Shafontaye Myers	sha-FON-tay
Karyla Middlebrook	kuh-RYE-luh
Kara Rawls	CAR-uh
Sharin Rivers	SHAY-rin
Oceana Hamilton	oh-she-ANNE-uh

# INTRODUCTION

## 2013-14 SCHEDULE

Date	Opponent	Location	Time	TV
Nov. 4	West Alabama (Exh.)	Tuscaloosa, Ala.	7 p.m.	
Nov. 8	at Chattanooga	Chattanooga, Tenn.	6:30 p.m.	
Nov. 11	at Nebraska	Lincoln, Neb.	7:05 p.m.	
Nov. 17	at Duke	Durham, N.C.	1 p.m.	
Nov. 21	Wisconsin	Tuscaloosa, Ala.	7 p.m.	
Nov. 25	Alabama A&M	Tuscaloosa, Ala.	7 p.m.	
Nov. 29	at St. Mary's!	Moraga, Calif.	4 p.m.	
Nov. 30	vs. Cal State Fullerton!	Moraga, Calif.	2 p.m.	
Dec. 4	UT Martin	Tuscaloosa, Ala.	7 p.m.	
Dec. 8	Houston	Tuscaloosa, Ala.	2 p.m.	
Dec. 17	Jacksonville	Tuscaloosa, Ala.	11 a.m.	
Dec. 20	Troy	Tuscaloosa, Ala.	7 p.m.	
Dec. 28	vs. Princeton	Charlottesville, Va.	11 a.m.	
Dec. 29	at Virginia/vs. Coppin State	Charlottesville, Va.	11 a.m./1:30 p.m.	
Jan. 2	Kentucky*	Tuscaloosa, Ala.	6 p.m.	
Jan. 5	at Texas A&M*	College Station, Texas	2 p.m.	
Jan. 12	Ole Miss*	Tuscaloosa, Ala.	2 p.m.	
Jan. 16	Auburn *	Tuscaloosa, Ala.	7 p.m.	
Jan. 19	at South Carolina*	Columbia, S.C.	2 p.m.	
Jan. 23	at Kentucky*	Lexington, Ky.	6 p.m.	
Jan. 26	Georgia*	Tuscaloosa, Ala.	2 p.m.	CSS
Jan. 30	at Florida*	Gainesville, Fla.	6 p.m.	
Feb. 2	Tennessee*	Tuscaloosa, Ala.	3:30 p.m.	ESPNU
Feb. 9	at Missouri*	Columbia, Mo.	2 p.m.	
Feb. 13	at Arkansas*	Fayetteville, Ark.	7 p.m.	
Feb. 16	Texas A&M*	Tuscaloosa, Ala.	Noon	SportSouth
Feb. 20	Mississippi State*	Tuscaloosa, Ala.	7 p.m.	
Feb. 23	at Vanderbilt*	Nashville, Tenn.	3 p.m.	CSS
Feb. 27	at Auburn*	Auburn, Ala.	6 p.m.	
March 2	LSU*	Tuscaloosa, Ala.	1 p.m.	SEC TV
March 5-9	SEC Championship	Duluth, Ga.	TBD	

! Hilton Concord Thanksgiving Classic (Moraga, Calif.)

# Cavalier Classic (Charlottesville, Va.)

\* Southeastern Conference game

All times listed in central and subject to change

**MEDIA INFORMATION****ATHLETICS COMMUNICATIONS OFFICE**

The Alabama Athletics Communications Office is located on the ground level of Coleman Coliseum.

Phone: (205) 348-6084

Fax: (205) 348-8841

**MAILING ADDRESS**

Alabama Athletics Communications  
PO Box 870391  
Tuscaloosa, AL 35487

**OVERNIGHT SHIPPING**

Alabama Athletics Communications  
Coleman Coliseum – Room 170  
323 Bryant Drive  
Tuscaloosa, AL 35401

**MEDIA CREDENTIALS**

Credentials are required for access on the floor at all University of Alabama home women's basketball games. Media credential requests should be sent in writing on company letterhead to the Alabama athletics communications office. Placecards on press row identify media seating. Credentials may be picked up at the media will call table in Foster Auditorium.

Photographer credential requests should also be made in writing, on company letterhead. The photo area includes both ends of the court.

Media must notify the the athletics communications office within 48 hours if planning to attend the game for parking purposes. Media cannot be added to the parking list inside the 48-hour window and will have to find parking on their own.

**INTERVIEWS**

Alabama head coach Kristy Curry and student-athletes are available for interviews in person or, with prior arrangement, by telephone. Alabama practices are in Foster Auditorium. Practices are closed to the media, unless prior arrangements have been made. Curry and student-athletes can be made available following the completion of practice, depending upon class schedules, travel or other plans. Media wishing to attend practice should contact the athletics communications at least one day in advance. Practice plans can be obtained through the athletics communications office.

On game day, only postgame interviews are allowed. Please arrange all interviews through the athletics communications staff.

**RADIO BROADCASTS**

Visiting teams wishing to broadcast games from Foster Auditorium are provided access to one phone line. Calls are charged to the visiting radio network. Should an additional

line be required, broadcasters must arrange their own hookup through the University of Alabama Telecommunications Office at (205) 348-6300. Visiting radio broadcasters must call in advance or have their media relations office notify Alabama that they will be broadcasting the game and will require credentials. Alabama provides a monitor that is hooked up to the computer stats program, providing electronic media up-to-the-second stats.

**GAME SERVICES**

Complete team and individual statistics (box score), quotes and a running play-by-play are provided to the media who cover the Crimson Tide at home. Copies of stats, game notes, media guides and roster sheets are available in the media alcove, located on the upper level. Complete books, which include the box and play-by-play, will be brought to the media alcove/postgame interview room promptly following the game's conclusion. Brief quotes from Kristy Curry and the visiting coach, as well as some of Alabama's student-athletes, are included in the postgame package. At home games, with five minutes remaining, a member of the Athletics Communications staff will collect postgame interview requests. Approximately 10 minutes after the game ends, the two head coaches and the players requested will come to the interview room adjacent to press row in Coleman Coliseum or the upstairs media room in Foster Auditorium.

Ample electrical outlets and phone jacks are available in the workroom in Foster Auditorium. Media wishing to install a private phone line must do so several weeks in advance by calling University Telecommunications Office (205) 348-6300.

**INTERNET**

Information about The University of Alabama athletics can be found online at RollTide.com. Site offerings include rosters, schedules, results, stats, boxscores and biographical information. Some photos also are available on the site. Members of the media can access high-resolution photos of Tide student-athletes and teams via the Crimson Tide Digital Media platform (CrimsonTideMedia.com), which also provides access to a centralized location for helpful information on covering the Tide and credential requests.

From the web site, Tide fans can find a link to listen to Alabama games live via the internet and follow home game action via live stats.

Wireless internet is available throughout Foster Auditorium.

**VIDEO FOOTAGE/SATELLITE FEEDS**

The University of Alabama, through Crimson Tide Sports Marketing and the Crimson Tide Sports Network, offers a weekly 15-minute satellite feed consisting of interviews with coaches and athletes, taped highlights and a narrated taped package. The package is offered September through May. During the season, the women's basketball team is included in this package. For its key home games, Alabama may offer a feed following the game that night.

Please call Tom Roberts at CTSM (205) 348-9610, for more details including the time and coordinates, if interested in taking the feed. To obtain video footage of the team, please contact CTSM at the above number.

**SOCIAL MEDIA**

In addition to RollTide.com, news, video and features on the Alabama women's basketball team can be found on Facebook, Twitter, Instagram and YouTube by searching for AlabamaWBB.

**SEC VIDEO FEEDS/TELEVISION**

Participating news affiliates also can select individual clips to insert directly into online stories. Television stations have access to an FTP account to run content on-air. The SEC Affiliate Network is managed through XOS Digital. To join, please request a participation form from the program's director, Anna Marie Neri, at aneri@xosdigital.com or at 407.670.5049.

**RADIO NETWORK**

Alabama women's basketball can be heard on the radio by tuning into one of the 15 stations state-wide as part of the Crimson Tide Sports Network (CTSN). Mick Gillispie will provide the play-by-play for the seventh consecutive season.



# FOSTER AUDITORIUM

The University of Alabama Athletics Department renovated and expanded Foster Auditorium to create a new home for the Crimson Tide's volleyball and women's basketball programs, beginning in 2011. The remodel of Foster included refurbishing the arena portion of the building with new seating, both on the floor level and the second level that overlooks the court, creating an impressive competitive atmosphere for both sports.

The restoration of the venerable three-story building was completed in January of 2011, in time for the women's basketball game between Alabama and Florida on Feb. 13, 2011, when the Tide defeated the Gators 64-59.

The renovation also included suites for both programs to house locker rooms, team areas, meeting and video rooms and coaches offices. A weight room and athletics training facilities also were included in the project.

Originally built in 1939, Foster Auditorium was named in 1942 for Richard Clarke Foster, president of the University of Alabama from 1937-41. It was the largest and most expensive of 14 buildings added to campus between 1936 and 1939 using funds from the Public Works Administration.

In its original capacity, Foster served as home for intramural sports, graduations, concerts, lectures and campus meetings. It also served as the home of several varsity athletic programs over the years, including men's basketball from 1939-68, women's volleyball from 1974-81 and 1989-95, women's basketball, which played selected games in Foster, from 1975-81, and gymnastics from 1975-84.

Additionally, the women's athletic program, including coaches and administrative offices, was located in Foster during the 1970s through the early 1980s.

The volleyball program, which began in 1974, practiced and competed in Foster for 15 seasons (1974-81 and 1988-95). The volleyball program was the last team to leave Foster, moving to Coleman Coliseum beginning with the 1996 season. After

playing four seasons (1996-99) on the main Coleman Coliseum floor, volleyball competed in the Coleman Auxiliary Volleyball Extension (CAVE) for 11 seasons (2000-10), before returning to Foster Auditorium in 2011.

Women's basketball played 35 games in Foster from 1975-81, splitting time between Foster Auditorium and the main floor of Coleman Coliseum, until permanently moving to Coleman Coliseum from 1981-2011. Following the completion of the renovation, women's basketball played its final three home games of the 2010-11 season in Foster before its first complete season in the building during the 2011-12 campaign.





## THE SOUTHEASTERN CONFERENCE

With eight national championships, ten runner-up finishes, a nation-leading 34 Final Four appearances and 112 first-team All-America honors, the Southeastern Conference stands firmly as the nation's premier intercollegiate women's basketball conference.



- The SEC has posted impressive non-conference records in the last decade. The SEC compiled a 166-52 (.765) non-conference record during the 2012-13 season.
- Since the 1990 season, the SEC has compiled a 3295-983 (.770) record against other conferences. The league has recorded 150+ wins during nine seasons and has never recorded a non-conference winning percentage below .723.
- SEC teams have earned appearances in 25 of 31 NCAA Final Fours, an accomplishment unmatched by any other league.
- Overall, SEC squads have filled 34 of the 128 Final Four berths, including having two Final Four teams in 1988 (Auburn, Tennessee), 1989 (Auburn, Tennessee), 1995 (Georgia, Tennessee), 1996 (Georgia, Tennessee), 1998 (Arkansas, Tennessee), 2004 (LSU, Tennessee), 2005 (LSU, Tennessee), 2007 (LSU, Tennessee) and 2008 (LSU, Tennessee).
- SEC teams have made 18 appearances in a nation-high 16 NCAA Championship games, winning eight NCAA Championships (Tennessee: 1987, 1989, 1991, 1996, 1997, 1998, 2007 and 2008).
- The league also had the distinction of providing both national finalists twice in its history in 1996 (Tennessee 83, Georgia 65) and in 1989 (Tennessee 76, Auburn 60).
- SEC teams have won 361 NCAA Tournament games against 187 losses (.659) for an average of 11.3 NCAA wins per year.
- In addition, all 14 current members have appeared in the NCAA Tournament.
- The SEC has paced the pack in NCAA tournament bids 22 times in its 32-year history.
- Until 2004, the SEC was the only conference to ever have eight teams receive NCAA bids. The league has achieved this feat three times, in 1999, 2002 and 2012.
- The SEC was also the first league to ever have seven teams invited to the NCAA Tournament and earned this honor a leading nine times (1986, 1991, 1995, 1996, 1997, 2003, 2004, 2009 & 2013).
- The SEC is one of a handful of leagues to have won three national tournament titles with eight NCAA, two WNIT and three NWIT. Along with the eight NCAA championships won by Tennessee, Arkansas (1999) and Auburn (2003) captured the current Women's NIT titles. But the first-ever SEC national title belongs to Georgia,

- winners of the 1981 NWIT which predates the current NCAA tournament. LSU (1985) and Kentucky (1990) also won NWIT titles. Both Arkansas (1987) and South Carolina (1979) won the WNIT as members of their previous conferences.
- In 2003, Auburn won the WNIT title with wins over South Alabama, Florida State, Richmond, Creighton and Baylor. In 1999, the Arkansas Lady Razorbacks defeated Wisconsin 76-64 to claim the SEC's first WNIT championship.
- In 1981, Georgia defeated Pittsburg, California and Arizona State (in OT) to capture the NWIT Championship, the first national championship of any kind for the SEC in women's basketball.
- The SEC has had 60 student-athletes named as a First-Team All-America selection. Those 60 have been named a total of 87 times since the 1982-83 season (first year of SEC sponsorship).
- All-Americans were first named in women's basketball in 1975. Since that time, league schools have had 68 players named first-team a total of 112 times.
- The league has had six Honda Sports Awards winners in Katrina McClain, Georgia (1987); Bridgette Gordon, Tennessee (1989); Chamique Holdsclaw, Tennessee (1997 and 1998); and Candace Parker, Tennessee (2007 and 2008).
- Tennessee's Chamique Holdsclaw was named the winner of the Honda-Broderick Cup, as the Collegiate Woman Athlete of the Year, in 1998.
- Seven Naismith Player of the Year winners have come from the SEC. They include Saudia Roundtree, Georgia (1996), Chamique Holdsclaw, Tennessee (1998 and 1999), Tamika Catchings, Tennessee (2000), Seimone Augustus, LSU (2005 and 2006) and Candace Parker, Tennessee (2008).
- SEC teams have provided 140 All-Region performers, including 28 Most Outstanding Players.
- Over the past 32 years, 38 Final Four All-Tournament Team members have come from SEC schools.
- In 1996, the entire all-tournament team was made up of SEC players.
- Nine NCAA Post-Graduate Scholarship winners and 29 Academic All-Americans hail from the SEC.

## BY THE NUMBERS

### NCAA APPEARANCES

SEC	195
ACC	149
Big Ten	134
Big East	133
Pac-12	108
Big 12	105
Atlantic 10	76
Sun Belt	50
Conference USA	48
Missouri Valley	42

### NCAA TITLES

Big East	9
SEC	8
Big 12	3
ACC	2
Pac-12	2
Sun Belt	1
Big Ten	1
Independents	1

### NCAA TOURNAMENT WINS

SEC	361
Big East	226
ACC	216
Big Ten	154
Big 12	153
Pac-12	139
Sun Belt	65
Atlantic 10	60
Independents	32

### FINAL FOUR APPEARANCES

SEC	34
Big East	23
ACC	14
Pac-12	12
Big 12	8
Sun Belt	8
Big Ten	8
Independents	6
Colonial	1

# PRESIDENT

# DR. JUDY L. BONNER

Dr. Judith L. Bonner was named the 28th president of The University of Alabama on November 1, 2012. Founded in 1831, the University is the state's flagship and a student-centered comprehensive research university.

Dr. Bonner served as interim president from March 5 until August 31, 2012. She was promoted to executive vice president and provost on April 1, 2006, after serving as provost and vice president for Academic Affairs since March 2003. During the decade she served as provost, the University underwent transformational change growing from 19,000 students in 2003 to more than 33,600 in 2012. Each year, the academic strength of the student body and the faculty exceeded the record set the previous year. Alabama's athletics programs likewise have excelled in recent years with four teams winning national championships in 2011-12.

Dr. Bonner joined the faculty at The University of Alabama in 1981 as associate professor and head of the department of human nutrition and hospitality. She served as assistant academic vice president from 1985-1990 and as special assistant to the president from 1989-91. Promoted to professor in 1988, she was named dean of the College of Human Environmental Sciences in 1989 and held that position until 2003. Prior to coming to UA, she held faculty appointments in the department of pediatrics at UAB and the department of medical dietetics at The Ohio State University.

Dr. Bonner earned her bachelor's and master's degrees from The University of Alabama and her Ph.D. from The Ohio State University, all in nutrition. Her research, focused on nutritional needs of chronically ill children and on eating disorders, has resulted in numerous publications.

Dr. Bonner is an active member of civic, scientific and professional organizations. Among other awards and honors, her accolades include the Distinguished Alumni Award from The Ohio State University, the AHEA Leader Award and the award for Outstanding Dietitian for the state of Alabama.



# TOP RANKED UNIVERSITY



- The University of Alabama ranks first among public universities nationwide in the enrollment of National Merit Scholars for 2012-2013 with 241 scholars in the fall 2012 freshman class. The ranking also places UA fourth among all universities. Only the University of Chicago, Harvard and the University of Southern California enrolled more National Merit Scholars last fall.



- Ranked among the top 50 public universities in the nation in U.S. News and World Report's annual college rankings for more than a decade, UA ranked 32nd among public universities in the 2013 rankings. UA's latest college rankings include:

- The School of Law is ranked 21st among all law schools in the nation, Spring 2013.

- The School of Library and Information Studies is ranked 18th nationally, Spring 2013

- The MBA program is ranked 58th among all MBA programs, Spring 2013

- University of Alabama students continue to win prestigious national awards. Three UA students were named Goldwater Scholars and one was named a Truman Scholar in 2012, bringing UA's totals for the last 25 years to 37 Goldwater Scholars and eight Truman Scholars. The University of Alabama has produced a total of 15 Rhodes Scholars and numerous Hollings Scholars.



- The UALibraries rank 56th out of 115 U.S. and Canadian university libraries qualifying for membership in the prestigious Association of Research Libraries and 32nd among public university libraries. UA has made dramatic improvement in the rankings, moving up from 102nd overall and 64th among public university libraries in the last 10 years.

- Enrollment at The University of Alabama reached a record high of 33,602 for fall 2012. The entering freshman class, at 6,397 students, is the largest in UA history and includes 1,725 students who had a 4.0 or higher high school grade point average.

# BILL BATTLE

## DIRECTOR OF ATHLETICS



William R. "Bill" Battle was named Director of Athletics at The University of Alabama on Friday, March 22, 2013, succeeding Mal Moore who had held the position since November, 1999. Battle joined the Crimson Tide after a career as a college football coach and entrepreneur that consistently was hallmarked by innovation and foresight.

A native of Birmingham, Ala., Battle attended The University of Alabama on a football scholarship and enjoyed a successful playing career as a three-year starter at end for the Crimson Tide under legendary head coach Paul "Bear" Bryant from 1960-62. Battle was a member of Bryant's first national championship team at Alabama in 1961. Generally regarded as the team's best end throughout his playing career, he came to Tuscaloosa after starring in three sports at Birmingham's West End High School.

An excellent student, Battle holds a bachelor's degree from The University of Alabama and a master's degree from The University of Oklahoma. He was an Academic All-SEC selection as a senior in 1962 and was selected to play in the Senior Bowl all-star game in Mobile, Ala., in January of 1963. Battle was named first team tight end and second team defensive end on The University of Alabama All Decade Team of the 1960s.

Battle entered the coaching profession as a graduate assistant at The University of Oklahoma in 1963 under famed head coach Bud Wilkinson. In 1964 and 1965, he served as an assistant coach at the United States Military Academy while serving a two-year military tour. In 1966, he moved on to the University of Tennessee, where he served as an assistant coach under head coach Doug Dickey for four seasons (1966-69) until he was named head coach of the Volunteers in 1970. When he was named head coach, Battle was the youngest head coach in college football at the age of 28.

During his seven-year tenure as the Tennessee head coach (1970-76), Battle's teams went 59-22-2, finished three seasons ranked in the nation's top 10 among five top-20 finishes and won four out of five bowl games. Battle's Tennessee teams won 11 games once (1970) and at least 10 games in three different seasons (1970, 1971 and 1972). His first Tennessee team finished the season ranked fourth in both national polls. The 1971 team finished ninth in both national polls while his 1972 Tennessee squad had a final ranking of eighth by the Associated Press and 11th in the coaches' poll.

Battle began a career in the private sector after his coaching career ended. He held various positions within Circle S Industries in Selma, Ala., and served as president of two different companies, as well as vice chairman of the Circle S Holding Company board. During his six years at Circle S, the organization grew from two companies earning \$12 million in annual sales to 10 companies earning \$60 million.

Battle founded The Collegiate Licensing Company (CLC) in 1981, and he served as president and chief executive officer (CEO) until 2002. He also served as chairman of the board of Licensing Partners International (LPI), which was created in 2001 to represent the licensing interests of non-collegiate sports properties, as well as corporate and entertainment properties.

A 1981 inductee into the Alabama Sports Hall of Fame, Battle was inducted as the first member in the charter class of the National Collegiate Licensing Association Hall of Fame in 2000. He received the 2005 Paul W. Bryant Alumni Athlete Award at The University of Alabama and was inducted into the International Licensing Industry Merchandisers Association (LIMA) Hall of Fame in 2008.

Battle received a National Football Foundation award in December 2008 for Outstanding Contributions to Amateur Football. In June 2010, he was inducted into the National Association of Collegiate Marketing Administrators' (NACMA) Hall of Fame and later was inducted into the Tennessee Sports Hall of Fame, receiving its Lifetime Achievement Award in 2011. Battle currently serves on the boards of the Bank of North Georgia, the Bryant-Jordan Student-Athlete Foundation, The University of Alabama A-Club Educational & Charitable Foundation, the Crimson Tide Foundation, and the National Football Foundation.

Battle's wife Mary is a summa cum laude graduate of the University of Texas School of Nursing, with a Bachelor of Science degree in nursing. She earned a Masters of Science in healthcare administration from the University of Alabama-Birmingham. Mary currently serves on the board of WellStar Health Systems of Atlanta, Ga., where she also serves on the WellStar's Foundation Board, in addition to serving as chairperson of WellStar's Major Gifts Committee. A member of the Arthritis Foundation of Birmingham, she is active in fundraising for research of rheumatoid arthritis.

The Battles have been active in fundraising for UAB's Department of Rheumatology and the school's Stem Cell Institute. In their leisure time, the Battles enjoy life on their ranch in Georgia. Mary is an avid equestrian while Bill enjoys working on various projects around the ranch.



**SHANE LYONS**  
DEPUTY ATHLETICS  
DIRECTOR / COO

**FINUS GASTON**  
EXECUTIVE ASSOCIATE A.D.  
CHIEF FINANCIAL OFFICER

**KEVIN ALMOND**  
SENIOR ASSOCIATE A.D.  
SUPPORT SERVICES

**MILTON OVERTON**  
SENIOR ASSOCIATE A.D.  
TECHNOLOGY ADVANCEMENT

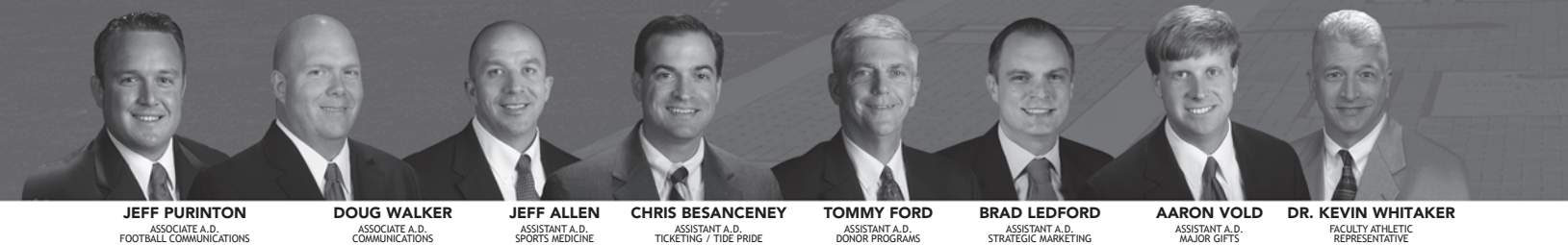
**RONNY ROBERTSON**  
SENIOR ASSOCIATE A.D.  
DEVELOPMENT

**MARIE ROBBINS**  
ASSOCIATE A.D.  
SENIOR WOMAN ADMINISTRATOR

**JONATHAN BOWLING**  
ASSOCIATE A.D.  
COMPLIANCE

**JON DEVER**  
ASSOCIATE A.D.  
STUDENT SERVICES

**CAROL PARK**  
ASSOCIATE A.D.  
BUSINESS



**JEFF PURINTON**  
ASSOCIATE A.D.  
FOOTBALL COMMUNICATIONS

**DOUG WALKER**  
ASSOCIATE A.D.  
COMMUNICATIONS

**JEFF ALLEN**  
ASSISTANT A.D.  
SPORTS MEDICINE

**CHRIS BESACENEY**  
ASSISTANT A.D.  
TICKETING / TIDE PRIDE

**TOMMY FORD**  
ASSISTANT A.D.  
DONOR PROGRAMS

**BRAD LEDFORD**  
ASSISTANT A.D.  
STRATEGIC MARKETING

**AARON VOLD**  
ASSISTANT A.D.  
MAJOR GIFTS

**DR. KEVIN WHITAKER**  
FACULTY ATHLETIC  
REPRESENTATIVE

# ON CAMPUS



Life on The University of Alabama campus is defined by opportunities. If you want to get involved, join one of more than 350 student organizations, help plan concerts and speaker series, participate in intramural teams or run for student government.

If you enjoy the arts, you can take advantage of a rich and varied schedule of musical, dance and theatre performances, art galleries and exhibitions, lectures and readings by writers, poets and experts on every topic imaginable. You can enrich your knowledge of the state and University's history by visiting one of UA's fine museums, which house countless historical artifacts and offer hands-on exploration opportunities.

From the architecture on campus to the landscaping, The University of Alabama campus is one of the most beautiful places in the state of Alabama.



The Ferguson Center was completed in 1973. Plans at the time called for the building to be constructed over Woods Hall, but it was built slightly to the north thanks to a student campaign to save the art building.

The Ferguson Center Game Room located on the first floor is the perfect place to unwind, test your skill at a video game, play a friendly game of pool or ping-pong, or enter a campus tournament. With seven pool tables, video games, a ping-pong table, computer gaming and televisions, the Game Room offers a fun escape from the daily pressures of college life.

The University of Alabama offers a complete educational, cultural and social experience. Whatever your interests, you'll find a group, an organization, an activity or a program that will appeal to you at UA.



The newly expanded Student Recreation Center offers first-class recreation facilities for students, faculty and staff. It includes two multi-use gyms, nine multi-purpose courts, weight machines, 1/8-mile jogging track, extensive cardio area, locker rooms, indoor swimming pool, dry and steam saunas, 12 lighted tennis courts, four aerobics rooms, eight racquetball courts and a squash court—together encompassing more than 200,000 square feet. The facility's outdoor aquatic area, which opened in the summer of 2003, features a lazy river, lap swim, large water-park-type slide and plenty of deck space.

## SEASON OUTLOOK

It was the opening day of classes for the fall semester, and the pace of everything surrounding Kristy Curry picked up, although she had essentially been in overdrive since May.

That's when the 14-year coaching veteran agreed to take over women's basketball coach at the University of Alabama, and started looking for ways to take the program to the top tier of the Southeastern Conference, if not entire NCAA. Since then there had been the recruiting rush, hiring a new staff and relocating, but it was on this particular day she got everyone in the same room together for the first time.

"There's a lot more traffic," she joked while taking time out for lunch. "On a serious note, it's great. It's good to good started.

"We need to move forward, and move fast."

Thus, the new manta of the Crimson Tide, as Curry's orientation had concluded and the real business of getting ready for the 2013-14 season began.

However, to Alabama fans, the new full roster may look as different as the Capstone initially did to Curry, who had previously coached at Purdue and Texas Tech, but originally hails from Louisiana.

The only returning senior is 5-foot-8 guard Shafontaye Myers, who was second in team scoring last season by averaging 10.7 points, and was second in SEC in 3-pointers (2.58 per game).



Shafontaye Myers was second in the Southeastern Conference and 37th in the nation a season ago in three-point field goals with an average of 2.58 made per game.

The only other starter who's back is junior guard Daisha Simmons, the 5-10 former Rutgers transfer who led the Tide in scoring (12.4 points), assists (3.8), and steals (66), was second in blocks (20), and third in rebounds (4.6).

That only added to Curry's enormous challenges in recruiting as she not only needed to start getting a foothold for future classes, but an immediate influx of talent and size even though National Signing Day was well in the rear-view mirror.

"In our sport, they're committing when they're 14, 15 years old, so we've had to play catch-up," Curry said.

"We want to feature our home state and surrounding states, but you go from there and we'll go wherever we need to go. We feel like because of the academics and the institution we can recruit on a national scale. To be successful in this league, and really in any BCS league, you have to recruit nationally. We want to see what's out there, but have the best from home."

Nevertheless, Curry landed two additions in June with Khadijah Carter and Karyla Middlebrook.

Carter transferred from Jacksonville College in Texas, where she was a junior college All-American and named the Region XIV Freshman of the Year after averaging 18.5 points and 10.2 rebounds. She's a 6-1 post player who can also hit 3-point shots, making 40 percent. Previously, during her senior year at Goodrich High School in Texas, Carter scored more than 1,000 points and averaged 34.6 points per game.

Middlebrook is a 5-7 point guard from Blue Springs, Mo., who was ranked as the No. 22 point guard and No. 81 overall talent in the 2013 class by ESPN.

But then in the August, when the football team was already well into training camp, the Crimson Tide got another boost when Canadian Oceana Hamilton visited the campus and decided to sign on with Alabama.

The 6-4 forward/center from Mississauga, Ontario, helped lead St. Edmund Campion to three consecutive Region of Peel Secondary School Athletic Association titles, while earning tournament MVP honors in 2012.

Hamilton is already the biggest player on the Crimson Tide.


"She brings great size and skill to our frontline," Curry said at the time. "We are fortunate to sign someone of her caliber so late. She will make an immediate impact in all aspects as we move the program forward."

Meanwhile, those three joined the program's already large signing class of guard Courtney Hunter and forward Kara Rawls from Hoover, center Brooksie McGraw from Gainesville, Fla., forward Ashley Williams from Covington, Ga., and point guard Sharin Rivers from Huntsville, who spent the past two seasons at nearby Shelton State.

Yeah, the traffic at Foster Auditorium, where the Crimson Tide will practice and play again this season, has been frantic as well.

"Just the wow factor of how incredible a place this is, number one to raise a family, and just the resources of the university," Curry said of her initial feelings of the Capstone, which has not changed since first arriving. But she wants opponents to experience something else: "We want people dreading coming to Tuscaloosa to play."

"There's no reason in the world that women's basketball can't be as successful as Alabama gymnastics, tennis and golf."



Daisha Simmons led the Crimson Tide in scoring (12.4 ppg), assists (3.8 apg) and steals (2.1 spg) throughout the 2012-13 season.

2013 OUTLOOK



# 2013-14 OPPONENTS

## CHATTANOOGA

Nov. 8, 2013 • Chattanooga, Tenn.

### GENERAL INFORMATION

Location	Chattanooga, Tenn.
Founded	1886
Enrollment	11,438
Nickname	Lady Mocs
Colors	Navy, Old Gold and Silver
Conference	Southern
Chancellor	Dr. Steve Angle
Athletic Director	David Blackburn
Arena	McKenzie Arena (10,928)

### TEAM INFORMATION

Head Coach	Jim Foster
Record at School	First Season
Career Record	783-307 (35 years)
Assistant Coach	Katie Burrows
	Brittany Johnson
	John McCray
2012-13 Record	29-4
SoCon Record	19-1
Series Record	Series tied 5-5
Last Meeting	Dec. 8, 2012
	Chattanooga 72, Alabama 58

### MEDIA RELATIONS

Basketball Contact	Anne Wehunt
Office	423.425.4618
E-mail	Anne-Wehunt@utc.edu
Web Site	GoMocs.com

## ALABAMA A&M

Nov. 25, 2013 • Tuscaloosa, Ala.

### GENERAL INFORMATION

Location	Huntsville, Ala.
Founded	1875
Enrollment	6,000
Nickname	Bulldogs
Colors	Maroon and White
Conference	Southwestern Athletic
President	Dr. Andrew Hugine, Jr.
Athletic Director	Betty Austin
Arena	T.M. Elmore Gym (6,000)

### TEAM INFORMATION

Head Coach	Semeka Randall
Record at School	First Season
Career Record	50-103 (6 years)
Assistant Coaches	Terry Palmer
	Elaine Powell
2012-13 Record	9-20
SWAC Record	8-10
Series Record	Alabama leads 7-0
Last Meeting	Dec. 20, 2010
	Alabama 67, Alabama A&M 62

### MEDIA RELATIONS

Basketball Contact	Brandon Willis
Office	256.372.4005
E-mail	aamusportsinfo@yahoo.com
Web Site	aamusports.com

## NEBRASKA

Nov. 11, 2013 • Lincoln, Neb.

### GENERAL INFORMATION

Location	Lincoln, Neb.
Founded	1869
Enrollment	24,610
Nickname	Huskers
Colors	Scarlet and Cream
Conference	Big Ten
Chancellor	Harvey S. Perlman, J.D.
Athletic Director	Shawn Eichorst, J.D.
Arena	Pinnacle Bank Arena (15,107)

### TEAM INFORMATION

Head Coach	Connie Yori
Record at School	215-135 (12 years)
Career Record	410-275 (23 years)
Assistant Coaches	Sunny Smallwood
	Shimmy Gray-Miller
	Dayna Finch
2012-13 Record	25-9
Big 12 Record	12-4
Series Record	Nebraska leads 0-1
Last Meeting	Nov. 16, 1997
	Nebraska 74, Alabama 66

### MEDIA RELATIONS

Basketball Contact	Jeff Griesch
Office	402.472.7775
E-mail	jgriesch@huskers.com
Web Site	Huskers.com

## SAINT MARY'S

Nov. 29, 2013 • Moraga, Calif.

### GENERAL INFORMATION

Location	Moraga, Calif.
Founded	1863
Enrollment	3,840
Nickname	Gaels
Colors	Navy, Red and Silver
Conference	West Coast
President	Dr. James Donahue
Athletic Director	Mark Orr
Arena	McKeon Pavilion (5,000)

### TEAM INFORMATION

Head Coach	Paul Thomas
Record at School	127-95 (8 years)
Career Record	360-253 (20 years)
Assistant Coaches	Allyson Fasnacht
	Lisa O'Meara
	Tracy Sanders
2012-13 Record	23-11
WCC Record	11-5
Series Record	Alabama leads 3-0
Last Meeting	Dec. 9, 2007
	Alabama 66, Saint Mary's 56

### MEDIA RELATIONS

Basketball Contact	Mark Oshidari
Office	925.631.8722
E-mail	mko2@stmarys-ca.edu
Web Site	SMCGaels.com

## DUKE

Nov. 17, 2013 • Durham, N.C.

### GENERAL INFORMATION

Location	Durham, N.C.
Founded	1838
Enrollment	6,526
Nickname	Blue Devils
Colors	Duke Blue and White
Conference	Atlantic Coast
President	Dr. Richard Brodhead
Athletic Director	Kevin White
Arena	Cameron Indoor Stadium (9,314)

### TEAM INFORMATION

Head Coach	Joanna McCallie
Record at School	174-35 (6 years)
Career Record	490-183 (21 years)
Assistant Coaches	Al Brown
	Candice Jackson
	Hernando Planells
2012-13 Record	33-3
ACC Record	17-1
Series Record	Alabama leads 1-0
Last Meeting	March 18, 1995
	Alabama 121, Duke 120 (4OT)

### MEDIA RELATIONS

Basketball Contact	Lindy Brown
Office	919.684.2664
E-mail	lbrown@duaa.duke.edu
Web Site	GoDuke.com

## CAL STATE FULLERTON

Nov. 30, 2013 • Moraga, Calif.

### GENERAL INFORMATION

Location	Fullerton, Calif.
Founded	1957
Enrollment	34,168
Nickname	Titans
Colors	White, Blue and Orange
Conference	Big West
President	Dr. Mildred Garcia
Athletic Director	Jim Donovan
Arena	Titan Gym (4,000)

### TEAM INFORMATION

Head Coach	Daron Park
Record at School	First Season
Career Record	33-4 (2 years)
Assistant Coaches	Tammi Reiss
	Taja Edwards
	Steven Fennelly
2012-13 Record	11-22
Big West Record	5-13
Series Record	Cal State Fullerton leads 0-1
Last Meeting	Dec. 8, 1984
	Cal State Fullerton 65, Alabama 64

### MEDIA RELATIONS

Basketball Contact	Derrick Fazendin
Office	657.278.6360
E-mail	dfazendin@fullerton.edu
Web Site	FullertonTitans.com

## WISCONSIN

Nov. 21, 2013 • Tuscaloosa, Ala.

### GENERAL INFORMATION

Location	Madison, Wis.
Founded	1848
Enrollment	42,820
Nickname	Badgers
Colors	Cardinal and White
Conference	Big Ten
Interim Chancellor	David Ward
Athletic Director	Barry Alvarez
Arena	Kohl Center (17,142)

### TEAM INFORMATION

Head Coach	Bobbie Kelsey
Record at School	21-38 (2 years)
Career Record	21-38 (2 years)
Assistant Coaches	Jayme Callahan
	Stacy Cantley
	Alyshah Bond
2012-13 Record	12-19
SoCon Record	3-13
Series Record	Wisconsin leads 0-1
Last Meeting	Dec. 1, 2012
	Wisconsin 69, Alabama 50

### MEDIA RELATIONS

Basketball Contact	Diana Nordstrom
Office	608.262.9024
E-mail	dkn@athletics.wisc.edu
Web Site	UWBadgers.com

## UT MARTIN

Dec. 4, 2013 • Tuscaloosa, Ala.

### GENERAL INFORMATION

Location	Martin, Tenn.
Founded	1900
Enrollment	8,400
Nickname	Skyhawks
Colors	Navy Blue and Orange
Conference	Ohio Valley
Chancellor	Dr. Tom Rakes
Athletic Director	Phil Dane
Arena	Skyhawk Aren (7,000)

### TEAM INFORMATION

Head Coach	Kevin McMillan
Record at School	74-54 (5 years)
Career Record	74-54 (5 years)
Assistant Coaches	Brian Haskins
	David Russell
	Alecia Weatherly
2012-13 Record	19-15
Ohio Valley Record	11-5
Series Record	First Meeting
Last Meeting	N/A

### MEDIA RELATIONS

Basketball Contact	Joe Lofaro
Office	731.881.7632
E-mail	jlofaro@utm.edu
Web Site	UTMsports.com



## HOUSTON

Dec. 8, 2013 • Tuscaloosa, Ala.

### GENERAL INFORMATION

Location	Houston, Texas
Founded	1927
Enrollment	39,820
Nickname	Cougars
Colors	Scarlet and White
Conference	American Athletic Conference
President	Dr. Renu Khator
Athletic Director	Mack Rhoades
Arena	Hofheinz Pavilion (8,479)

### TEAM INFORMATION

Head Coach	Todd Buchanan
Record at School	42-49 (3 years)
Career Record	141-153 (10 years)
Assistant Coach	Wade Scott
	Ravon Simmons
	Leah Foster
2012-13 Record	13-17
Conference USA Record	7-9
Series Record	Houston leads 2-3
Last Meeting	Nov. 13, 2012
	Alabama 83, Houston 74

### MEDIA RELATIONS

Basketball Contact	Derrick Fazendin
Office	713.143.9391
E-mail	dfazendin@central.ua.edu
Web Site	UHCougars.com

## VIRGINIA

Dec. 29, 2013 • Charlottesville, Va.

### GENERAL INFORMATION

Location	Charlottesville, Va.
Founded	1819
Enrollment	21,106
Nickname	Cavaliers
Colors	Orange and Navy Blue
Conference	Atlantic Coast
President	Dr. Teresa A. Sullivan
Athletic Director	Craig Littlepage
Arena	John Paul Jones Arena (14,593)

### TEAM INFORMATION

Head Coach	Joanne Boyle
Record at School	41-25 (2 years)
Career Record	270-129 (11 years)
Assistant Coaches	Cory McNeill
	Kim McNeill
	La'Keshia Frett Meredith
2012-13 Record	16-14
ACC Record	8-10
Series Record	Virginia leads 1-2
Last Meeting	Dec. 21, 2012
	Alabama 73, Virginia 70 (2OT)

### MEDIA RELATIONS

Basketball Contact	Melissa Dudek
Office	434.982.5534
E-mail	mdudek@virginia.edu
Web Site	VirginiaSports.com

## JACKSONVILLE

Dec. 17, 2013 • Tuscaloosa, Ala.

### GENERAL INFORMATION

Location	Jacksonville, Fla.
Founded	1934
Enrollment	3,936
Nickname	Dolphins
Colors	Green and Gold
Conference	Atlantic Sun
President	Tim Cost
Athletic Director	Brad Edwards
Arena	Swisher Gym (1,500)
	Veterans Memorial Arena (5,191)

### TEAM INFORMATION

Head Coach	Yolett McPhee-McCuin
Record at School	First Season
Career Record	First Season
Assistant Coaches	Darnell Haney
	Camille Collier
2012-13 Record	11-19
ASC Record	7-11
Series Record	First Meeting
Last Meeting	N/A

### MEDIA RELATIONS

Basketball Contact	Todd Vatter
Office	904.256.7402
E-mail	tvatter@ju.edu
Web Site	JUDolphins.com

## COPPIN STATE

Dec. 29, 2013 • Charlottesville, Va.

### GENERAL INFORMATION

Location	Baltimore, Md.
Founded	1900
Enrollment	3,800
Nickname	Eagles
Colors	Blue and Gold
Conference	Mid-Eastern Athletic
President	Dr. Reginald S. Avery
Athletic Director	Derrick Ramsey
Arena	Physical Education Complex (4,100)

### TEAM INFORMATION

Head Coach	Derek Brown
Record at School	229-185 (14 years)
Career Record	229-185 (14 years)
Associate Head Coach	Billie Wilson
Assistant Coach	Sidney Raikes
2012-13 Record	16-16
MEAC Record	10-6
Series Record	Alabama leads 1-0
Last Meeting	Dec. 3, 1993
	Alabama 98, Coppin State 31

### MEDIA RELATIONS

Basketball Contact	Roger McAfee
Office	410.951.3729
E-mail	rmcafee@coppin.edu
Web Site	CoppinStateSports.com

## TROY

Dec. 20, 2013 • Tuscaloosa, Ala.

### GENERAL INFORMATION

Location	Troy, Ala.
Founded	1887
Enrollment	30,564
Nickname	Trojans
Colors	Black, Cardinal and Silver
Conference	Sun Belt
Chancellor	Dr. Jack Hawkins, Jr.
Athletic Director	John Hartwell
Arena	Trojan Arena (5,200)

### TEAM INFORMATION

Head Coach	Chanda Rigby
Record at School	7-24 (1 year)
Career Record	236-123 (13 years)
Assistant Coaches	Jennifer Graf
	Courtney Simmons
	Mike Ryan
2012-13 Record	7-24
Sun Belt Record	3-17
Series Record	Alabama leads 15-3
Last Meeting	Nov. 20, 2001
	Alabama 101, Troy 58

### MEDIA RELATIONS

Basketball Contact	Matt Mays
Office	334.670.5655
E-mail	mtmays@troy.edu
Web Site	TroyTrojans.com

## KENTUCKY

Jan. 2, 2014 • Tuscaloosa, Ala.  
Jan. 23, 2014 • Lexington, Ky.

### GENERAL INFORMATION

Location	Lexington, Ky.
Founded	1865
Enrollment	28,935
Nickname	Wildcats
Colors	Blue and White
Conference	Southeastern
President	Dr. Eli Capilouto
Athletic Director	Mitch Barnhart
Arena	Memorial Coliseum (8,000)

### TEAM INFORMATION

Head Coach	Matthew Mitchell
Record at School	144-62 (6 years)
Career Record	174-91 (8 years)
Associate Coaches	Jeff House
	Shalon Pillow
	Danielle Santos
2012-13 Record	30-6
SEC Record	13-3
Series Record	Kentucky leads 16-23
Last Meeting	Jan. 6, 2013
	Kentucky 87, Alabama 70

### MEDIA RELATIONS

Basketball Contact	Susan Lax
Office	859.257.3838
E-mail	slax0@email.uky.edu
Web Site	UKathletics.com

## PRINCETON

Dec. 28, 2013 • Charlottesville, Va.

### GENERAL INFORMATION

Location	Princeton, N.J.
Founded	1746
Enrollment	8,081
Nickname	Tigers
Colors	Orange and Black
Conference	The Ivy League
President	Christopher Eisgruber, J.D.
Athletic Director	Gary Walters
Arena	Jadwin Gymnasium (6,854)

### TEAM INFORMATION

Head Coach	Courtney Banghart
Record at School	117-66 (5 years)
Career Record	117-66 (5 years)
Assistant Coaches	Milena Flores
	Megan Griffith
2012-13 Record	22-7
Ivy League Record	13-1
Series Record	First Meeting
Last Meeting	N/A

### MEDIA RELATIONS

Basketball Contact	Diana Chamorro
Office	609.258.2630
E-mail	dcham@princeton.edu
Web Site	GoPrincetonTigers.com

## TEXAS A&M

Jan. 5, 2014 • College Station, Texas  
Feb. 16, 2014 • Tuscaloosa, Ala.

### GENERAL INFORMATION

Location	College Station, Texas
Founded	1872
Enrollment	53,337
Nickname	Aggies
Colors	Maroon and White
Conference	Southeastern
President	Dr. R. Bowen Loftin
Athletic Director	Eric Hyman
Arena	Reed Arena (12,989)

### TEAM INFORMATION

Head Coach	Gary Blair
Record at School	237-100 (10 years)
Career Record	645-263 (28 years)
Associate Head Coach	Kelly Bond-White
Assistant Coaches	Bob Starkey
	Amy Wright
2012-13 Record	25-10
SEC Record	11-5
Series Record	Texas A&M leads 1-0
Last Meeting	Jan. 3, 2013
	Texas A&M 91, Alabama 52

### MEDIA RELATIONS

Basketball Contact	David Waxman
Office	979.862.5423
E-mail	dwaxman@athletics.tamu.edu
Web Site	AggieAthletics.com

# 2013-14 OPPONENTS

## OLE MISS

Jan. 12, 2014 • Tuscaloosa, Ala.

### GENERAL INFORMATION

Location	Oxford, Miss.
Founded	1848
Enrollment	21,528
Nickname	Rebels
Colors	Cardinal Red and Navy Blue
Conference	Southeastern
Chancellor	Dr. Daniel Jones
Athletic Director	Ross Bjork
Arena	C.M. Tad Smith Coliseum (9,061)

### TEAM INFORMATION

Head Coach	Matt Insell
Record at School	First Season
Career Record	First Season
Assistant Coaches	Alex Simmons Tai Dillard Todd Schaefer
2012-13 Record	9-20
SEC Record	2-14
Series Record	Mississippi leads 20-33
Last Meeting	Jan. 13, 2013 Alabama 83, Mississippi 75

### MEDIA RELATIONS

Basketball Contact	Jessica Poole
Office	662.915.7896
E-mail	jepoole1@olemiss.edu
Web Site	olemissports.com

## FLORIDA

Jan. 30, 2014 • Gainesville, Fla.

### GENERAL INFORMATION

Location	Gainesville, Fla.
Founded	1853
Enrollment	49,785
Nickname	Gators
Colors	Orange and Blue
Conference	Southeastern
President	Dr. J. Bernard Machen
Athletic Director	Jeremy Foley
Arena	Stephen C. O'Connell Center (11,373)

### TEAM INFORMATION

Head Coach	Amanda Butler
Record at School	120-82 (7 years)
Career Record	160-104 (9 years)
Assistant Coaches	Angela Crosby David Lowery Murriel Page
2012-13 Record	22-15
SEC Record	6-10
Series Record	Alabama leads 29-24
Last Meeting	Feb. 24, 2013 Florida 67, Alabama 61

### MEDIA RELATIONS

Basketball Contact	Kathy Cafazzo
Office	352.375.4683, ext. 6133
E-mail	kathyc@gators.ufl.edu
Web Site	GatorZone.com

## AUBURN

Jan. 16, 2014 • Tuscaloosa, Ala.  
Feb. 27, 2014 • Auburn, Ala.

### GENERAL INFORMATION

Location	Auburn, Ala.
Founded	1856
Enrollment	25,134
Nickname	Tigers
Colors	Burnt Orange and Navy Blue
Conference	Southeastern
President	Dr. Jay Gogue
Athletic Director	Jay Jacobs
Arena	Auburn Arena (9,121)

### TEAM INFORMATION

Head Coach	Terri Williams-FLOURNOY
Record at School	19-15 (1 year)
Career Record	162-119 (9 years)
Assistant Coaches	Ty Evans Caroline McCombs Adrian Walters
2012-13 Record	19-15
SEC Record	5-11
Series Record	Auburn leads 34-43
Last Meeting	Feb. 14, 2013 Auburn 70, Alabama 53

### MEDIA RELATIONS

Basketball Contact	Matt Crouch
Office	334.844.9800
E-mail	mcrouch@auburn.edu
Web Site	AuburnTigers.com

## TENNESSEE

Feb. 2, 2014 • Tuscaloosa, Ala.

### GENERAL INFORMATION

Location	Knoxville, Tenn.
Founded	1794
Enrollment	27,018
Nickname	Lady Volunteers
Colors	Orange and White
Conference	Southeastern
President	Dr. Joe DiPietro
Athletic Director	Dave Hart
Arena	Thompson-Boling Arena (21,678)

### TEAM INFORMATION

Head Coach	Holly Warlick
Record at School	27-8 (1 year)
Career Record	27-8 (1 year)
Head Coach Emeritus	Pat Summitt
Assistant Coaches	Kyra Elzy Dean Lockwood Jollette Law
2012-13 Record	27-8
SEC Record	14-2
Series Record	Tennessee leads 2-46
Last Meeting	Jan. 20, 2013 Tennessee 96, Alabama 69

### MEDIA RELATIONS

Basketball Contact	Eric Trainer
Office	865.974.8173
E-mail	etrainer@utk.edu
Web Site	UTSports.com

## SOUTH CAROLINA

Jan. 19, 2014 • Columbia, S.C.

### GENERAL INFORMATION

Location	Columbia, S.C.
Founded	1801
Enrollment	31,288
Nickname	Gamecocks
Colors	Garnet and Black
Conference	Southeastern
President	Dr. Harris Pastides
Athletic Director	Ray Tanner
Arena	Colonial Life Arena (18,000)

### TEAM INFORMATION

Head Coach	Dawn Staley
Record at School	92-66 (5 years)
Career Record	264-146 (13 seasons)
Assistant Coaches	Lisa Boyer Nikki McCray Darius Taylor
2012-13 Record	25-8
SEC Record	11-5
Series Record	South Carolina leads 15-18
Last Meeting	March 7, 2013 South Carolina 77, Alabama 35

### MEDIA RELATIONS

Basketball Contact	Diana Koval
Office	803.777.7977
E-mail	dkoval@mailbox.sc.edu
Web Site	GamecocksOnline.com

## MISSOURI

Feb. 9, 2014 • Columbia, Mo.

### GENERAL INFORMATION

Location	Columbia, Mo.
Founded	1839
Enrollment	34,748
Nickname	Tigers
Colors	Old Gold and Black
Conference	Southeastern
President	Timothy M. Wolfe
Athletic Director	Mike Alden
Arena	Mizzou Arena (15,061)

### TEAM INFORMATION

Head Coach	Robin Pingeton
Record at School	43-51 (3 years)
Career Record	379-208 (18 years)
Assistant Coaches	Willie Cox Jenny Putnam TBA
2012-13 Record	17-15
SEC Record	6-10
Series Record	Missouri leads 1-3
Last Meeting	March 3, 2013 Missouri 88, Alabama 64

### MEDIA RELATIONS

Basketball Contact	Jennifer Dewar
Office	573.884.9486
E-mail	dewarj@missouri.edu
Web Site	MUTigers.com

## GEORGIA

Jan. 26, 2014 • Tuscaloosa, Ala.

### GENERAL INFORMATION

Location	Athens, Ga.
Founded	1785
Enrollment	34,475
Nickname	Lady Bulldogs
Colors	Red and Black
Conference	Southeastern
President	Jere W. Morehead, J.D.
Athletic Director	Greg McGarity
Arena	Stegeman Coliseum (10,523)

### TEAM INFORMATION

Head Coach	Andy Landers
Record at School	823-275 (34 years)
Career Record	905-296 (38 years)
Associate Head Coach	Joni Crenshaw
Assistant Coaches	Angie Johnson Robert Mosley
2012-13 Record	28-7
SEC Record	12-4
Series Record	Georgia leads 9-36
Last Meeting	Jan. 31, 2013 Georgia 65, Alabama 59

### MEDIA RELATIONS

Basketball Contact	Mike Mobley
Office	706.542.1621
E-mail	mmobley@sports.uga.edu
Web Site	GeorgiaDogs.com

## ARKANSAS

Feb. 13, 2014 • Fayetteville, Ark.

### GENERAL INFORMATION

Location	Fayetteville, Ark.
Founded	1871
Enrollment	20,424
Nickname	Razorbacks
Colors	Maroon and White
Conference	Southeastern
President	Dr. G. David Gearhart
Athletic Director	Jeff Long
Arena	Bud Walton Arena (19,200)

### TEAM INFORMATION

Head Coach	Tom Collen
Record at School	113-79 (6 years)
Career Record	330-149 (15 years)
Assistant Coaches	Nicki Collen Tari Cummings Amber Shirey
2012-13 Record	20-13
SEC Record	6-10
Series Record	Arkansas leads 14-17
Last Meeting	Feb. 10, 2013 Arkansas 91, Alabama 80 (3OT)

### MEDIA RELATIONS

Basketball Contact	Jeri Thorpe
Office	479.575.5037
E-mail	jthorpe@uark.edu
Web Site	ArkansasRazorbacks.com

## MISSISSIPPI STATE

Feb. 20, 2014 • Tuscaloosa, Ala.

### GENERAL INFORMATION

Location	Starkville, Miss.
Founded	1878
Enrollment	20,365
Nickname	Bulldogs
Colors	Maroon and White
Conference	Southeastern
President	Dr. Mark E. Keenum
Athletic Director	Scott Stricklin
Arena	Humphrey Coliseum (10,575)

### TEAM INFORMATION

Head Coach	Vic Schaefer
Record at School	13-17 (1 year)
Career Record	93-127 (7 years)
Associate Head Coach	Johnnie Harris
Assistant Coaches	Aqua Franklin Brittany Hudson
2012-13 Record	13-17
SEC Record	5-11
Series Record	Mississippi State leads 35-16
Last Meeting	March 6, 2013 Alabama 63, Mississippi State 36

### MEDIA RELATIONS

Basketball Contact	Brock Turnipseed
Office	662.325.7556
E-mail	bturnipseed@athletics.msstate.edu
Web Site	HailState.net

## VANDERBILT

Feb. 23, 2014 • Nashville, Tenn.

### GENERAL INFORMATION

Location	Nashville, Tenn.
Founded	1873
Enrollment	12,745
Nickname	Commodores
Colors	Black and Old Gold
Conference	Southeastern
Chancellor	Nicholas S. Zeppos
Athletic Director	David Williams II
Arena	Memorial Gymnasium (14,326)

### TEAM INFORMATION

Head Coach	Melanie Balcomb
Record at School	259-106 (11 years)
Career Record	422-210 (18 years)
Associate Head Coach	Tom Garrick
Assistant Coaches	Kim Rosamond Ashley Earley
2012-13 Record	21-12
SEC Record	9-7
Series Record	Vanderbilt leads 11-29
Last Meeting	Jan. 27, 2013 Vanderbilt 67, Alabama 58

### MEDIA RELATIONS

Basketball Contact	David Dawson
Office	615.343.5823
E-mail	david.dawson@vanderbilt.edu
Web Site	VUCommodores.com

## LSU

March 2, 2014 • Tuscaloosa, Ala.

### GENERAL INFORMATION

Location	Baton Rouge, La.
Founded	1860
Enrollment	29,549
Nickname	Lady Tigers
Colors	Purple and Gold
Conference	Southeastern
President	Dr. F. King Alexander
Athletic Director	Joe Alleva
Arena	Pete Maravich Assembly Center (13,215)

### TEAM INFORMATION

Head Coach	Nikki Caldwell
Record at School	45-33 (2 years)
Career Record	117-49 (5 years)
Assistant Coaches	Tasha Butts Angel Elderkin Tony Perotti
2012-13 Record	22-12
SEC Record	10-6
Series Record	LSU leads 16-35
Last Meeting	Feb. 28, 2013 LSU 76, Alabama 42

### MEDIA RELATIONS

Basketball Contact	Bill Martin
Office	225.270.1665
E-mail	wmart4@lsu.edu
Web Site	LSUsports.net



## COACHES AND STAFF



**KRISTY CURRY**

Head Coach

First Season

NORTHEAST LOUISIANA, 1988



COACHES/STAFF

Hardworking, energetic, aggressive and disciplined all are words that can be used to describe Alabama head women's basketball coach Kristy Curry, who enters her first season with the Crimson Tide in 2013-14 after having spent the previous seven seasons at the helm of the Texas Tech Lady Raider basketball program. Curry earlier spent seven seasons as head coach at Purdue, highlighted by the Boilermakers' 2000-01 NCAA runner-up season.

"From the moment our staff took the job, the team's passion, enthusiasm and commitment has been tremendous," says Curry. "That's all you can ask for. We plan to win every game we play. If you accept anything less than that, you're going to get it. There's no doubt we have a lot of work to do, but we are not going to shy away from that. We are going to work relentlessly to be the best we can in that moment, that day and that time."

Curry compiled a record of 130-98 at Texas Tech and owns a career record of 309-149 in 14 total seasons. She guided the Lady Raiders to a 21-11 record in 2012-13 and an appearance in the NCAA Tournament for the second time in three years.

While in Lubbock and West Lafayette, Curry coached several all-conference, all-academic and All-America players over the span of 14 successful seasons. Senior guards Monique Smalls, Casey Morris and Chynna Brown picked up All-Big 12 Conference Team honors in 2012-13, led by Brown as a first team selection. Tech was the only Big 12 team to have all three starting backcourt members named to the all-conference team.

In addition to her time on the court, Curry has spent time off the court contributing on several national and regional committees. She currently is serving on the NCAA Women's Basketball Issues Committee and is a member of the Women's Basketball Coaches Association,

serving on the Defensive Player of the Year Award committee.

After establishing herself as one of the most successful women's basketball coaches in Purdue history, Curry took over the reigns of the tradition-rich program at Texas Tech on March 30, 2006.

On Nov. 23, 2007, Curry added another milestone to her resume as she captured her 200th career win in a 78-56 victory over Kennesaw State during the Basketball Travelers Classic in Lubbock. That 2007-08 season also saw the Lady Raiders return to postseason play, as they competed in the Postseason WNIT.

In her first stint as a head coach, Curry was hired at Purdue in April of 1999, becoming the first women's basketball coach in NCAA history to inherit a national championship-winning team. She led her first squad to four-straight wins in the 1999-2000 season, extending Purdue's school-record win streak to 34 consecutive games, a mark that ranks sixth in NCAA history.

In her seven years at the helm of the Boilermakers, Curry compiled a record of 179-51 (.778) and was 86-26 (.768) in Big Ten Conference games. Curry's teams won two Big Ten regular-season (2001, '02) and three Big Ten Tournament (2000, '03, '04) championships. She also guided her teams to seven NCAA Tournament appearances, including the Final Four and championship game in 2001. Curry became only the second coach in NCAA history to guide her team to the NCAA championship game in her second year as a head coach.

In her fourth season at Purdue, Curry collected her 100th career coaching win with a 74-48 victory against Indiana on Feb. 27, 2003. Curry needed only 126 games to reach that milestone, getting there faster than any coach in Purdue history. Curry also recorded her 100th victory quicker than coaching icons such as

Pat Summitt of Tennessee, Geno Auriemma of Connecticut, Tara VanDerveer of Stanford and Jody Conradt of Texas.

Not only did Curry have successful teams, but she also had coached some very successful student-athletes in West Lafayette. Under Curry's leadership at Purdue, Katie Douglas became the third player in Big Ten history, and the first Purdue player, to earn two Kodak All-America honors (2000, 2001). Douglas was the 2000 and 2001 Big Ten Player of the Year and was named the 2001 Big Ten Female Athlete of the Year. A two-time All-Big Ten pick, Douglas is one of six Purdue players from the Curry era to earn first team all-conference honors.

Shereka Wright, an assistant on Curry's staff at Texas Tech and now an assistant at Alabama, was the 2000 *USA TODAY* and Gatorade High School Player of the Year out of Copperas Cove, Texas, and finished her four-year career under Curry as Purdue's second all-time leading scorer. Following her senior season, in which she led the Big Ten in scoring during conference games, Wright earned first-team honors on the inaugural Wooden Women's All-America Team. Lubbock native Erika Valek, a four-year starting point guard for the Boilermakers, capped her career by receiving the 2004 Frances Pomeroy Naismith Award as the nation's top player under 5-foot-8.

The on-court success of Curry's teams has carried over into the classroom as well. In seven years at Texas Tech, her student-athletes received Academic All-Big 12 honors 13 times and were named to the CoSIDA Academic All-District team five times. Curry's student-athletes received Academic All-Big Ten distinction 24 times during her career at Purdue. Every Boilermaker who finished her playing career at Purdue during Curry's tenure went on to graduate.

"Your books have to come before your basketball," says Curry. "Every player who has finished her eligibility in my 14 years has graduated in four years. That is probably the proudest stat for me. We can talk about all the wins, the NCAA tournaments, the Final Four, but the most important thing is that they graduate and impact the world in a better way."

Curry began coaching in her home state of Louisiana, as she started at the prep level as a head coach at Weston (1988-90) and Mansfield (1990-91) high schools. From there, Curry quickly moved to the college ranks as an assistant at Tulane for two seasons (1991-93). She then spent a year at Stephen F. Austin (1993-94) before moving on to Texas A&M for the next two seasons (1994-96).

Curry later returned to the state of Louisiana to be an assistant coach at Louisiana Tech for Hall of Famer Leon Barmore, during three seasons from 1996-99. In 1996-97, Louisiana Tech went 31-4 and advanced to the NCAA Sweet 16. The Lady Techsters then posted another 31-4 record in 1997-98 and finished as the NCAA runner-up. In Curry's final season in Ruston, Louisiana Tech went 30-3 and advanced to the NCAA Final Four.

Off the court, Curry has placed a high priority on giving back to the community. She has been heavily involved with several organizations, including: the American Cancer Society Coaches vs. Cancer, Joe Arrington Cancer Center, Junior League, of Lubbock, Salvation Army, South Plains Food Bank, Women's Protective Services, Komen for the Cure, Ronald McDonald House, UMC Children's Center, AMBUC's of Lubbock, Shoes for Orphan Souls, Toys for Tots, United Way, Girl Scouts and Habitat for Humanity.

A highly sought-after guest speaker, Curry was a keynote speaker for the *Lubbock Avalanche-Journal's* "A Time for Women" event and has been a spokeswoman for the Muscular Dystrophy Association's "Aisles of Smiles." Curry also has made personal appearances for numerous fundraising events and has recorded several public service announcements.

A native of Olla, La., Curry graduated from LaSalle High School and then went on to earn her bachelor of science degree in health and physical education at Northeast Louisiana in 1988. She earned a master's degree in education at Stephen F. Austin in 1994.

Curry and her husband Kelly have two daughters, Kelsey and Kendall.



# COACHES AND STAFF

## RECORD VS. OPPONENTS

Alcorn State	1-0	Houston	5-2	North Carolina	0-1	Stanford	1-1
American	1-0	Houston Baptist	1-0	North Dakota	1-0	SW Missouri State	1-0
Arizona State	2-1	Idaho	1-0	North Texas	2-0	TCU	3-1
Arkansas	2-1	Idaho State	2-0	Northeastern	1-0	Tennessee	0-3
Arkansas – Pine Bluff	1-0	Illinois	13-1	Northern Colorado	1-0	Texas	8-9
Arkansas State	1-0	Indiana	13-2	Northwestern	10-0	Texas A&M	2-10
Austin Peay	1-0	Indiana State	1-0	Northwestern State	1-0	Texas A&M – Corpus Christi	1-0
Baylor	1-14	Iowa	9-5	Notre Dame	6-3	Texas – Arlington	4-0
Boston College	2-0	Iowa State	2-7	Ohio State	10-6	Texas – San Antonio	2-0
Butler	1-0	IPFW	3-0	Oklahoma	1-16	Texas State	4-0
California	1-1	Kansas	7-2	Oklahoma State	9-8	Texas Tech	1-0
Centenary	1-0	Kansas State	5-6	Old Dominion	0-1	Tulane	4-1
Central Arkansas	1-0	Kennesaw State	1-0	Oral Roberts	2-0	UC Santa Barbara	4-1
Charleston Southern	1-0	Kentucky	2-0	Oregon State	1-0	UCF	2-0
Colorado	3-2	Lamar	3-0	Pacific	1-0	UCLA	5-1
Colorado State	1-0	Lipscomb	1-0	Penn State	8-8	UMKC	1-0
Connecticut	0-1	LSU	2-1	Pittsburgh	1-0	UNLV	2-0
CSU Bakersfield	1-0	Louisiana – Monroe	1-0	Prairie View A&M	2-0	UW-Milwaukee	2-0
Dartmouth	1-0	Louisiana Tech	0-2	Sacramento State	1-0	Wake Forest	1-0
Dayton	1-0	Mercer	1-0	Saint Francis	1-0	Washington State	2-0
Denver	1-0	Michigan	15-1	Sam Houston State	3-0	West Virginia	2-0
DePaul	3-1	Michigan State	7-4	Samford	1-0	Western Kentucky	2-0
Duke	0-2	Minnesota	8-5	San Diego	1-1	Western Michigan	4-0
Eastern Illinois	2-0	Mississippi State	1-0	San Francisco	1-0	Wisconsin	11-1
Eastern Michigan	1-0	Mississippi Valley State	1-0	Savannah State	3-0	Wyoming	0-1
Florida	1-0	Missouri	5-2	SMU	1-1	Valparaiso	6-0
Fresno State	0-1	Missouri State	1-0	South Carolina	2-0	Vanderbilt	2-0
Furman	1-0	Montana State	1-0	South Dakota State	1-0	Villanova	1-0
George Washington	0-1	Nebraska	2-3	South Florida	0-2	Virginia Tech	1-0
Georgetown	1-0	New Mexico	4-2	Southern Miss	2-0	Xavier	1-0
Georgia	0-1	New Orleans	1-0	Southern Utah	1-0		
Hawai'i	0-1	Nicholls State	1-0	St. John's	0-1		

COACHES/STAFF





Kelly Curry is entering his first season with the Crimson Tide women's basketball team in 2013-14 after spending the previous seven seasons at Texas Tech.

While at Tech, Curry was the defensive coordinator of the staff and also was responsible for working with post players, scheduling, recruiting and scouting. Throughout his tenure, the Lady Raiders made five postseason appearances and had three seasons with 20-plus wins.

Prior to his seven-year stint in Lubbock, Curry spent seven seasons at Purdue, where he also coached the post players and was heavily involved in recruiting and scheduling. The Boilermakers advanced to the NCAA tournament in each of those years, making the national championship game in 2001. Purdue won three Big Ten Tournament Championships (2000, '03, '04) and two Big Ten regular-season titles (2001, '02) during his time West Lafayette.

Curry began his coaching career at Louisiana Tech in 1998, spending one season on the sidelines under Hall of Famer Leon Barmore. That year, the Lady Techsters posted a 30-3 record and reached the NCAA Final Four.

Curry graduated from Texas A&M with a bachelor's degree in business administration in 1990 and received his teaching certification in 1993 from Stephen F. Austin. He and his wife Kristy have two daughters, Kelsey and Kendall.



## COACHES AND STAFF



**TERRY  
NOONER**

Assistant Coach

First Season

KANSAS, 2000

Terry Nooner, a former guard and team captain for the Kansas men's basketball team from 1997-2000, enters his first season with the Crimson Tide in 2013-14 after spending the previous season at his alma mater as an assistant coach with the 2012-13 KU women's team.

Nooner helped the Jayhawks compile one of the most successful seasons in program history as Kansas finished with a 20-14 overall record in 2012-13 while advancing to the fourth NCAA Sweet 16 in KU women's basketball history and its first in back-to-back seasons. He returned to Lawrence after serving as an assistant for one year at Southern Illinois.

Prior to joining the collegiate ranks, Nooner coached high school and AAU basketball for seven years in the Kansas City area. He also served from 2007-11 as president of KC Pro Am Inc., a non-profit organization that provides basketball instruction and worked at the Jewish Community Center of Greater Kansas City as a personal basketball instructor from 2006-11. Nooner's past clients include Chauncey Billups of the L.A. Clippers, and former NBA players Tyronn Lue and Billy Thomas, in addition to several college players.

Nooner earned two degrees from Kansas, including a bachelor's degree in African and African American studies, in 2000, and a master's degree in sports administration that he completed two years later.

He and his wife Tracy have one daughter Tarynn.







Shereka Wright, a former standout at Purdue and member of the WNBA, enters her first season at Alabama in 2013-14 as an assistant coach and recruiting coordinator on Kristy Curry's staff.

Wright, who began her coaching career at Texas Tech, was responsible for the perimeter players, recruiting, scouting, academics and equipment in Lubbock.

Prior to coaching, Wright spent two seasons in the WNBA, averaging 3.1 points and 1.6 rebounds for the Phoenix Mercury, but she missed all of the 2006 season after suffering a torn Achilles tendon during training camp.

The Detroit Shock made Wright the 13th overall pick in the 2004 WNBA Draft, following her stellar collegiate playing career under Curry at Purdue. Wright was the third player in program history to be named First Team All-Big Ten on three occasions and also was named honorable mention Kodak All-America as well as a finalist for the Wade Trophy, Naismith Award and Wooden Award. As a freshman in 2001, Wright was named to the NCAA Final Four All-Tournament Team.

Throughout her four-year career, the Boilermakers appeared in four NCAA tournaments, advancing to the national championship game in 2001, the Elite Eight in 2003 and the Sweet 16 in 2004. She helped Purdue win two Big Ten regular-season titles (2001, '02) and a pair of Big Ten Tournament crowns (2003, '04).

Wright graduated from Purdue in 2004 with a bachelor's degree in health and fitness.



## COACHES AND STAFF



**GRANT  
FAUSSET**

Director of Operations First Season

PURDUE, 2004

Grant Fausset, who has overseen the daily organization of Kristy Curry's programs for the past six seasons, enters his first year at Alabama in 2013-14 after spending the previous seven seasons at Texas Tech. Prior to his position in operations, he served as the Red Raiders' video coordinator for one season.

This will be Fausset's second stint in the state of Alabama, as he spent one year as video coordinator at Auburn after serving in a similar capacity at Purdue under Curry. Fausset also has

experience working in the WNBA, serving as the equipment manager for the Seattle Storm in 2004.

Fausset graduated from Purdue in 2004 with a bachelor's degree in agricultural communications and a minor in communications. During his undergraduate years, he spent one year as a practice player before taking over the managerial role his last two years.

He and his wife Lindsey have a daughter Bellamy and a son Tress



**LINDSEY  
HICKS**

Video Coordinator First Season

PURDUE, 2004

Former collegiate and professional basketball player Lindsey Hicks enters her first season with the Tide women's basketball program in 2013-14 as the video coordinator on Kristy Curry's staff.



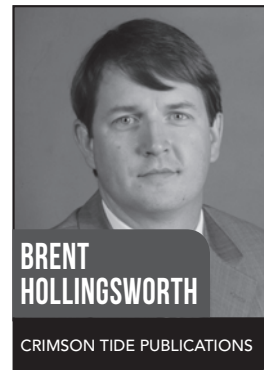

Hicks, who was a member of Purdue's No. 1-ranked recruiting class in 2000, won three Big Ten titles playing under Curry and was team captain her senior year in 2003-04. Following graduation, Hicks went on to play overseas, where she enjoyed a successful six-

year career in Finland, Denmark, Sweden and Switzerland. She was named MVP of the Danish League, helped her team win the Finnish Cup Championship and served as team captain of her Swedish teams three years in a row.

After hanging up her playing shoes in 2010, Hicks went on to become an assistant women's basketball coach at Morehead State University, where she spent two seasons. While in Morehead, she assisted with recruiting, scouting, post-player development and game planning, along with the video editing, team academics and travel. Since 2012, Hicks has spent time working as a sales and marketing manager and also has experience serving as a personal trainer.



# MANAGERS AND SUPPORT STAFF



COACHES/STAFF

# PLAYER PROFILES

4

6-1 • Sophomore

G

## EMILY DAVIS

Enterprise, Ala. (Enterprise HS)

### CAREER HIGHS

Points	4 vs. Southeastern Louisiana (11/25/12)
Rebounds	2 vs. Jacksonville State (11/11/12)
FG Made	2 vs. Southeastern Louisiana (11/25/12)
FG Att.	3 - 3X, last at LSU (2/28/13)
3PT FG Made	
3PT FG Att.	1 - 2X vs. LIU Brooklyn (12/29/12)
FT Made	
FT Att.	
Assists	1 - 3X, last vs. Mississippi State (3/6/13)
Steals	2 vs. Missouri (3/3/13)
Blocks	1 vs. LIU Brooklyn (12/29/12)
Minutes	11 - 2X, last at LSU (2/28/13)

### SEC HIGHS

Points	2 - 2X, last at LSU (2/28/13)
Rebounds	1 - 2X, last at Florida (2/3/13)
FG Made	1 - 2X, last at LSU (2/28/13)
FG Att.	3 at LSU (2/28/13)
3PT FG Made	
3PT FG Att.	
FT Made	
FT Att.	
Assists	1 at Tennessee (1/20/13)
Steals	2 vs. Missouri (3/3/13)
Blocks	
Minutes	11 at LSU (2/28/13)

### 2012-13 SEASON HIGHS

Points	4 vs. Southeastern Louisiana (11/25/12)
Rebounds	2 vs. Jacksonville State (11/11/12)
FG Made	2 vs. Southeastern Louisiana (11/25/12)
FG Att.	3 - 3X, last at LSU (2/28/13)
3PT FG Made	
3PT FG Att.	1 - 2X vs. LIU Brooklyn (12/29/12)
FT Made	
FT Att.	
Assists	1 - 3X, last vs. Mississippi State (3/6/13)
Steals	2 vs. Missouri (3/3/13)
Blocks	1 vs. LIU Brooklyn (12/29/12)
Minutes	11 - 2X, last at LSU (2/28/13)



### 2012-13 (FRESHMAN)

Appeared in 10 games, including two in the Southeastern Conference tournament, during her first season at the Capstone ... had two steals against Missouri ... recorded two points and one steal at LSU ... had one rebound in three minutes against Florida ... collected two points, one rebound and one assist in four minutes against Tennessee ... played nine minutes against LIU Brooklyn, recording one rebound and one block against the Blackbirds ... added four points and one assist in seven minutes off the bench against Southeastern Louisiana ... scored two points and grabbed one rebound during win over North Texas ... made her collegiate debut Tide's season opener against Jacksonville State, collecting two points, two rebounds and one assist in 11 minutes of action.

### HIGH SCHOOL

Two-Time ASWA 6A All-State honorable mention (2011, 2012) ... 2011 Central Region All-Tournament Team ... 2011 AHSAA South Basketball Team member ... 2011 AHSAA Class 6A Area 3 All-Tournament Team ... Two-time Dothan Eagle Basketball Super 12 Team selection (2011, 2012) ... averaged 16.5 points, 3.2 rebounds, 3.2 blocks, 3.2 assists and 1.6 steals per game during the 2011-12 season ... four-year starter for Enterprise High School ... led the Wildcats to the South Central Regional for the first time in program history as a junior ... helped collect a school record 28 wins during the 2010-11 season ... also played volleyball and soccer ... 2012 Dothan Eagle Super 12 volleyball team member ... named the 2011 Class 6A Regional MVP as she finished with 20 kills, six blocks, 18 digs and two aces in the championship match ... helped Enterprise advance to the 2011 6A state volleyball tournament for the first time in six years.

### PERSONAL INFORMATION

Born Sept. 9, 1993 ... daughter of Brian and Anne Davis ... has three brothers, Joe, Zack and Matt, and one sister, Meghan ... is a triplet with Zack and Matt ... majoring in elementary education.

DAVIS' GAME-BY-GAME STATS

2012-13

Opponent	Date	Min	FG-FGA	3FG-FGA	FT-FTA	Off-Def-Tot	PF	A	TO	Blk	Stl	Pts
JACKSONVILLE ST	11/11	11	1-3	0-0	0-0	2-0-2	2	1	0	0	0	2
NORTH TEXAS	11/19	3	1-1	0-0	0-0	0-1-1	0	0	0	0	0	2
SOUTHEASTERN LA.	11/25	7	2-3	0-1	0-0	0-0-0	0	1	0	0	0	4
vs. LIU Brooklyn	12/29	9	0-3	0-1	0-0	0-1-1	0	0	0	1	0	0
at Tennessee	1/20	4	1-1	0-0	0-0	0-1-1	0	1	0	0	0	2
at Florida	2/3	3	0-1	0-0	0-0	1-0-1	0	0	0	0	0	0
at LSU	2/28	11	1-3	0-0	0-0	0-0-0	0	0	0	0	1	2
MISSOURI	3/3	9	0-0	0-0	0-0	0-0-0	0	0	0	0	2	0
vs. Mississippi State	3/6	3	0-0	0-0	0-0	0-0-0	0	1	0	0	0	0
vs. South Carolina	3/7	4	0-0	0-0	0-0	0-0-0	0	0	0	0	0	0
<b>TOTALS</b>		<b>64</b>	<b>6-15</b>	<b>0-2</b>	<b>0-0</b>	<b>3-3-6</b>	<b>2</b>	<b>4</b>	<b>0</b>	<b>1</b>	<b>3</b>	<b>12</b>



PROFILES

CAREER STATS

Year	GP	GS	Min	Avg	FG	FGA	Pct	3FG	3FGA	Pct	FT	FTA	Pct	Off	Def	Tot	Avg	PF	FO	A	TO	Blk	Stl	Pts	Avg
2012-13	10	0	64	6.4	6	15	.400	0	2	.000	0	0	.000	3	3	6	0.6	2	0	4	0	1	3	12	1.2

# PLAYER PROFILES



13

6-2 • Sophomore

F

## NIKKI HEGSTETTER

Kennesaw, Ga. (Harrison HS)

### CAREER HIGHS

Points	8 vs. South Carolina (3/7/13)
Rebounds	7 vs. South Carolina (3/7/13)
FG Made	4 vs. South Carolina (3/7/13)
FG Att.	11 vs. South Carolina (3/7/13)
3PT FG Made	
3PT FG Att.	3 vs. Chattanooga (12/8/12)
FT Made	3 - 2X, last at Florida (2/3/13)
FT Att.	4 - 3X, last at Florida (2/3/13)
Assists	2 - 2X, last vs. LIU Brooklyn (12/29/12)
Steals	2 vs. Jacksonville State (11/11/12)
Blocks	2 - 2X, last vs. Missouri (3/3/13)
Minutes	37 vs. North Texas (11/19/12)

### SEC HIGHS

Points	6 - 3X, last vs. Missouri (3/3/13)
Rebounds	6 - 2X, last vs. Missouri (3/3/13)
FG Made	3 - 2X, last vs. Missouri (3/3/13)
FG Att.	10 vs. Missouri (3/3/13)
3PT FG Made	
3PT FG Att.	1 at LSU (2/28/13)
FT Made	3 at Florida (2/3/13)
FT Att.	4 at Florida (2/3/13)
Assists	1 - 3X vs. Missouri (3/3/13)
Steals	1 - 2X, last vs. Arkansas (2/10/13)
Blocks	1 - 3X, last vs. Missouri (3/3/13)
Minutes	31 vs. Missouri (3/3/13)

### 2012-13 SEASON HIGHS

Points	8 vs. South Carolina (3/7/13)
Rebounds	7 vs. South Carolina (3/7/13)
FG Made	4 vs. South Carolina (3/7/13)
FG Att.	11 vs. South Carolina (3/7/13)
3PT FG Made	
3PT FG Att.	3 vs. Chattanooga (12/8/12)
FT Made	3 - 2X, last at Florida (2/3/13)
FT Att.	4 - 3X, last at Florida (2/3/13)
Assists	2 - 2X, last vs. LIU Brooklyn (12/29/12)
Steals	2 vs. Jacksonville State (11/11/12)
Blocks	2 - 2X, last vs. Missouri (3/3/13)
Minutes	37 vs. North Texas (11/19/12)



### 2012-13 (FRESHMAN)

Appeared in all but two games during her first collegiate season ... started the final five games, and six overall ... averaged 2.6 points and 2.6 rebounds per game ... played 34 minutes and finished with eight points and seven rebounds, all of which were season highs, against South Carolina in the SEC tournament ... earlier had six points, a game-high six rebounds, one assist and two blocks in regular-season finale against Missouri ... chipped in six points and six rebounds in 29 minutes against Florida ... collected four points and two rebounds against Auburn ... started for the first time in her collegiate career against Arkansas, recording four points, three rebounds and one steal in three-OT thriller ... had five points, five rebounds and one block in 23 minutes against Florida ... scored a season-high six points in addition to registering five rebounds, one assist and one steal at Georgia ... collected four points and one rebound in 12 minutes at Tennessee ... recorded six rebounds, two points and one steal in 19 minutes during win vs. Hawai'i ... had four points, two assists and one rebound in 17 minutes off the bench to help beat LIU Brooklyn ... posted three rebounds and one point in win at Troy ... contributed two rebounds, one block and one steal in 10 minutes of play vs. Chattanooga ... tallied four points, four rebounds and had two blocks to help beat North Texas ... chipped in five points, five rebounds and one steal in win over Arkansas-Pine Bluff ... had three rebounds and two points in 12 minutes of play in victory against Houston ... collected three points, three rebounds, two steals, one assist and one block in season-opening win vs. Jacksonville State.

### HIGH SCHOOL

2012 all-state second team honoree ... 2012 Atlanta Journal Constitution first team all-metro selection ... 2012 Cobb County Tip Off Club first team member ... 2011 Atlanta Journal Constitution second team all-metro ... 2011 first team all-region ... one of 30 girls named to

the 2011 Atlanta Tipoff Club preseason watch list ... helped Harrison High School reach the second round of the 2012 state playoffs for the first time in school history ... became the first girl in Harrison High School history to surpass the 1,000-point and 1,000-rebound mark in her high school career ... started all four years of high school ... averaged a double-double in each of her four seasons ... named varsity MVP in all four years ... had a triple-double game with 28 points, 15 rebounds and 11 steals in addition to five assists during her junior season ... averaged 20.1 points, 14.1 rebounds and 3.1 blocks per contest as a senior ... member of the National Honor Society, Mu Alpha Theta and Art Club.

### PERSONAL INFORMATION

Born Oct. 3, 1993 ... daughter of Tom and Theresa Hegstetter ... has a brother Grant and a sister Emily ... majoring in marketing.

PROFILES

HEGSTETTER'S GAME-BY-GAME STATS

2012-13

Opponent	Date	Min	FG-FGA	3FG-FGA	FT-FTA	Off-Def-Tot	PF	A	TO	Blk	Stl	Pts
JACKSONVILLE ST.	11/11	13	1-6	0-1	1-2	2-1-3	1	1	1	1	2	3
at Houston	11/13	12	0-2	0-1	2-4	1-2-3	2	0	2	0	0	2
ARK.-PINE BLUFF	11/17	11	1-3	0-1	3-4	2-3-5	2	0	1	0	1	5
NORTH TEXAS	11/19	37	1-7	0-0	2-2	2-2-4	3	0	0	2	0	4
SOUTHEASTERN LA.	11/25	8	0-1	0-0	0-0	0-0-0	0	1	2	0	0	0
at Wisconsin	12/1	7	0-0	0-0	0-0	0-1-1	1	0	1	0	0	0
CHATTANOOGA	12/8	10	0-3	0-3	0-0	1-1-2	0	0	0	1	1	0
at Troy	12/15	3	0-1	0-0	1-2	3-0-3	0	0	0	0	0	1
WOFFORD	12/17	10	0-1	0-1	0-0	0-1-1	0	0	1	1	0	0
VIRGINIA	12/21	11	0-1	0-0	0-0	1-2-3	0	2	2	0	0	0
vs. Cincinnati	12/28	5	0-0	0-0	0-0	1-0-1	0	2	0	0	0	0
vs. LIU Brooklyn	12/29	17	2-4	0-0	0-0	1-0-1	2	2	1	0	0	4
at Hawai'i	12/30	19	1-2	0-0	0-0	1-5-6	3	0	1	0	1	2
at Texas A&M	1/3	16	1-6	0-0	0-0	0-0-0	3	0	2	0	0	2
KENTUCKY	1/6	6	0-0	0-0	0-0	0-0-0	1	1	0	0	0	0
GEORGIA	1/10	9	0-0	0-0	0-2	0-0-0	1	0	0	0	0	0
at Ole Miss	1/13	1	0-0	0-0	0-0	0-0-0	1	0	0	0	0	0
at Tennessee	1/20	12	2-3	0-0	0-0	1-0-1	1	0	0	0	0	4
at Georgia	1/31	23	2-4	0-0	2-2	2-3-5	1	1	1	0	1	6
at Florida	2/3	23	1-3	0-0	3-4	2-3-5	2	0	0	1	0	5
SOUTH CAROLINA	2/7	18	0-1	0-1	0-0	1-0-1	4	0	0	0	0	0
ARKANSAS	2/10	19	2-8	0-0	0-0	1-2-3	1	0	6	0	1	4
at Auburn	2/17	21	2-4	0-0	0-2	1-1-2	1	0	1	0	0	4
at Mississippi State	2/21	14	1-4	0-0	0-0	2-0-2	1	0	2	0	0	2
FLORIDA	2/24	29	3-8	0-0	0-0	4-2-6	3	0	1	0	0	6
at LSU	2/28	30	2-8	0-1	0-0	1-2-3	4	0	3	1	0	4
MISSOURI	3/3	31	3-10	0-0	0-0	4-2-6	1	1	0	2	0	6
vs. Mississippi State	3/6	30	1-4	0-0	2-2	0-0-0	3	1	1	0	1	4
vs. South Carolina	3/7	34	4-11	0-1	0-0	7-0-7	4	0	2	0	1	8
<b>TOTALS</b>		<b>479</b>	<b>30-105</b>	<b>0-10</b>	<b>16-26</b>	<b>41-33-74</b>	<b>46</b>	<b>12</b>	<b>31</b>	<b>9</b>	<b>9</b>	<b>76</b>



PROFILES

CAREER STATS

Year	GP	GS	Min	Avg	FG	FGA	Pct	3FG	3FGA	Pct	FT	FTA	Pct	Off	Def	Tot	Avg	PF	FO	A	TO	Blk	Stl	Pts	Avg
2012-13	29	6	479	16.5	30	105	.286	0	10	.000	16	26	.615	41	33	74	2.6	46	0	12	31	9	9	76	2.6

# PLAYER PROFILES



25

6-1 • Junior

F

## BRIANA HUTCHEN

Baltimore, Md. (Rutgers)

### CAREER HIGHS

Points	10 vs. Virginia (12/21/12)
Rebounds	9 - 2X, last vs. Mississippi State (3/6/13)
FG Made	4 - 2X, last vs. Virginia (12/21/12)
FG Att.	7 at Mississippi State (2/21/13)
3PT FG Made	
3PT FG Att.	
FT Made	2 - 5X, last vs. Mississippi State (3/6/13)
FT Att.	4 - 3X, last at LSU (2/28/13)
Assists	3 vs. Missouri (3/3/13)
Steals	3 vs. Florida (2/24/13)
Blocks	2 vs. Florida (2/24/13)
Minutes	25 vs. Virginia (12/21/12)

### SEC HIGHS

Points	6 - 3X, last vs. Florida (2/24/13)
Rebounds	6 at LSU (2/28/13)
FG Made	3 - 3X, last vs. Florida (2/24/13)
FG Att.	7 at Mississippi State (2/21/13)
3PT FG Made	
3PT FG Att.	
FT Made	2 - 2X, last vs. Arkansas (2/10/13)
FT Att.	4 - 2X, last at LSU (2/28/13)
Assists	3 vs. Missouri (3/3/13)
Steals	3 vs. Florida (2/24/13)
Blocks	2 vs. Florida (2/24/13)
Minutes	19 vs. Florida (2/24/13)

### 2012-13 SEASON HIGHS

Points	10 vs. Virginia (12/21/12)
Rebounds	9 - 2X, last vs. Mississippi State (3/6/13)
FG Made	4 - 2X, last vs. Virginia (12/21/12)
FG Att.	7 at Mississippi State (2/21/13)
3PT FG Made	
3PT FG Att.	
FT Made	2 - 5X, last vs. Mississippi State (3/6/13)
FT Att.	4 - 3X, last at LSU (2/28/13)
Assists	3 vs. Missouri (3/3/13)
Steals	3 vs. Florida (2/24/13)
Blocks	2 vs. Florida (2/24/13)
Minutes	25 vs. Virginia (12/21/12)



### 2012-13 (SOPHOMORE)

Named to the SEC Academic Honor Roll ... played in 29 of the Tide's 31 games, with six starts ... averaged 3.1 rebounds and 2.7 points per game ... had two points and two rebounds in the SEC Tournament against South Carolina ... contributed nine rebounds and two points in the Southeastern Conference tournament win over Mississippi State ... recorded two points, two rebounds, three assists and one steal in 15 minutes against Missouri ... totaled four points, six rebounds and two steals at LSU ... had six points, five rebounds, two blocks and three steals in home game against Florida ... recorded six points and four rebounds in 11 minutes at Mississippi State ... collected three points and one steal at Auburn ... had six points, three rebounds, one block and two steals in 10 minutes at Florida ... registered two points, two rebounds and one block in six minutes against Vanderbilt ... recorded three points and four rebounds in 16 minutes against Tennessee ... collected two points and three rebounds in five minutes during win at Mississippi ... chipped in two points, two rebounds and one assist vs. Kentucky ... recorded four rebounds and two points at Texas A&M ... had four points and three rebounds in nine minutes to help beat Cincinnati ... scored a season-high 10 points and added three rebounds and two steals in the double-overtime victory over Virginia ... contributed four rebounds, two points and two steals against Chattanooga ... recorded three rebounds, one assist and two steals at Wisconsin ... registered eight points, six rebounds and one steal in win vs. Southeastern Louisiana ... collected three points, three rebounds and one steal in victory over Arkansas-Pine Bluff ... had a season-high nine rebounds as well as one assist and one block in win at Houston ... recorded three rebounds, two points and one steal in 10 minutes during season-opening win vs. Jacksonville State.

### 2011-12 (REDSHIRT)

Sat out the season after transferring from Rutgers.

### 2010-11 (AT RUTGERS)

Made her collegiate debut in the season opener versus California ... tallied the first points of her collegiate career against North Carolina A&T, with six points and six rebounds in only eight minutes ... appeared in 28 games as a freshman, logging 181 minutes ... saw action in all but three games in her first season ... scored four points and collected five rebounds against UConn.

### HIGH SCHOOL

Named the *Baltimore Sun* Girls Basketball Player of the Year in 2010 ... averaged 17 points and 15 rebounds per game ... helped lead the Panthers to a 25-3 record ... earned a share of the MVP trophy at the Capital Classic, a high school basketball all-star game following senior season that showcases the best talent in the Washington, D.C./Maryland and Virginia areas ... played with the Maryland Comets club program.

### PERSONAL INFORMATION

Born Nov. 12, 1992 ... daughter of Tim and Gay Hutchen ... has two brothers, TJ and Charles (deceased) ... majoring in communication studies.



HUTCHEN'S GAME-BY-GAME STATS

2012-13

Opponent	Date	Min	FG-FGA	3FG-FGA	FT-FTA	Off-Def-Tot	PF	A	TO	Blk	Stl	Pts
JACKSONVILLE ST.	11/11	10	1-2	0-0	0-2	1-1-2	1	0	3	0	1	2
at Houston	11/13	17	0-6	0-0	0-0	5-4-9	3	1	1	1	0	0
ARK.-PINE BLUFF	11/17	7	1-2	0-0	1-2	2-1-3	0	0	2	0	1	3
SOUTHEASTERN LA.	11/25	18	4-4	0-0	0-0	1-5-6	2	0	0	0	1	8
at Wisconsin	12/1	10	0-2	0-0	0-0	2-1-3	1	1	0	0	2	0
CHATTANOOGA	12/8	10	0-1	0-0	2-2	3-1-4	2	0	1	0	2	2
at Troy	12/15	2	0-0	0-0	0-0	0-0-0	0	0	0	0	0	0
WOFFORD	12/17	4	0-1	0-0	0-0	0-1-1	0	0	1	0	0	0
VIRGINIA	12/21	25	4-5	0-0	2-4	1-2-3	2	0	0	0	2	10
vs. Cincinnati	12/28	9	2-4	0-0	0-0	1-2-3	0	0	0	0	0	4
vs. LIU Brooklyn	12/29	3	0-1	0-0	0-0	0-0-0	1	0	0	0	0	0
at Hawai'i	12/30	4	0-2	0-0	0-0	0-1-1	1	0	0	0	1	0
at Texas A&M	1/3	12	1-4	0-0	0-0	2-2-4	0	0	0	0	0	2
KENTUCKY	1/6	9	1-2	0-0	0-0	0-2-2	2	1	0	0	0	2
GEORGIA	1/10	4	1-3	0-0	0-0	1-2-3	0	0	0	0	0	2
at Ole Miss	1/13	5	0-1	0-0	2-4	1-2-3	1	0	0	0	0	2
at Tennessee	1/20	16	1-4	0-0	1-2	1-3-4	3	0	0	0	0	3
AUBURN	1/24	3	0-0	0-0	0-0	0-0-0	1	0	0	0	0	0
VANDERBILT	1/27	6	1-3	0-0	0-0	1-1-2	1	0	1	0	1	2
at Florida	2/3	10	3-4	0-0	0-0	0-3-3	0	0	1	1	2	6
SOUTH CAROLINA	2/7	18	1-3	0-0	0-0	1-1-2	3	0	0	1	0	2
ARKANSAS	2/10	13	0-0	0-0	2-2	0-2-2	1	0	2	0	0	2
at Auburn	2/17	8	1-3	0-0	1-2	0-0-0	1	0	0	0	1	3
at Mississippi State	2/21	11	3-7	0-0	0-1	1-3-4	3	0	1	0	0	6
FLORIDA	2/24	19	3-5	0-0	0-0	3-2-5	1	0	1	2	3	6
at LSU	2/28	18	2-5	0-0	0-4	2-4-6	4	0	2	0	2	4
MISSOURI	3/3	15	1-3	0-0	0-0	1-1-2	3	3	0	0	1	2
vs. Mississippi State	3/6	19	0-4	0-0	2-2	2-7-9	1	0	2	0	0	2
vs. South Carolina	3/7	13	1-3	0-0	0-2	2-1-3	2	0	1	0	0	2
<b>TOTALS</b>		<b>318</b>	<b>32-84</b>	<b>0-0</b>	<b>13-29</b>	<b>34-55-89</b>	<b>40</b>	<b>6</b>	<b>18</b>	<b>6</b>	<b>19</b>	<b>77</b>



PROFILES

CAREER STATS

Year	GP	GS	Min	Avg	FG	FGA	Pct	3FG	3FGA	Pct	FT	FTA	Pct	Off	Def	Tot	Avg	PF	FO	A	TO	Blk	Stl	Pts	Avg
2012-13	29	6	318	11.0	32	84	.381	0	0	.000	13	29	.448	34	55	89	3.1	40	0	6	18	6	19	77	2.7



32

6-0 • Junior

F

**BRITTANY JACK**

Suwanee, Ga. (Samford)

**CAREER HIGHS**

Points	8 vs. Southeastern Louisiana (11/25/12)
Rebounds	5 vs. Arkansas-Pine Bluff (11/17/12)
FG Made	4 vs. Southeastern Louisiana (11/25/12)
FG Att.	7 vs. Southeastern Louisiana (11/25/12)
3PT FG Made	2 - 3X last vs. Missouri (3/3/13)
3PT FG Att.	6 at Tennessee (1/20/13)
FT Made	2 vs. Arkansas-Pine Bluff (11/17/12)
FT Att.	6 vs. Arkansas-Pine Bluff (11/17/12)
Assists	1 - 4X, last vs. Missouri (3/3/13)
Steals	2 vs. Arkansas (2/10/13)
Blocks	1 - 2X, last vs. Missouri (3/3/13)
Minutes	18 - 2X, last vs. South Carolina (3/7/13)

**SEC HIGHS**

Points	6 - 2X, last vs. Missouri (3/3/13)
Rebounds	2 - 2X, last at Mississippi State (2/21/13)
FG Made	2 - 4X, last vs. Missouri (3/3/13)
FG Att.	6 at Tennessee (1/20/13)
3PT FG Made	2 - 2X, last vs. Missouri (3/3/13)
3PT FG Att.	6 at Tennessee (1/20/13)
FT Made	1 vs. Arkansas (2/10/13)
FT Att.	2 vs. Arkansas (2/10/13)
Assists	1 - 3X, last vs. Missouri (3/3/13)
Steals	2 vs. Arkansas (2/10/13)
Blocks	1 - 2X, last vs. Missouri (3/3/13)
Minutes	18 vs. Arkansas (2/10/13)

**2012-13 SEASON HIGHS**

Points	8 vs. Southeastern Louisiana (11/25/12)
Rebounds	5 vs. Arkansas-Pine Bluff (11/17/12)
FG Made	4 vs. Southeastern Louisiana (11/25/12)
FG Att.	7 vs. Southeastern Louisiana (11/25/12)
3PT FG Made	2 - 3X last vs. Missouri (3/3/13)
3PT FG Att.	6 at Tennessee (1/20/13)
FT Made	2 vs. Arkansas-Pine Bluff (11/17/12)
FT Att.	6 vs. Arkansas-Pine Bluff (11/17/12)
Assists	1 - 4X, last vs. Missouri (3/3/13)
Steals	2 vs. Arkansas (2/10/13)
Blocks	1 - 2X, last vs. Missouri (3/3/13)
Minutes	18 - 2X, last vs. South Carolina (3/7/13)



**2012-13 (SOPHOMORE)**

Appeared in 30 of Alabama's 31 games, making one start ... averaged 2.5 points per game for the Tide ... registered six points, one assist and one block in 10 minutes in final regular season game against Missouri ... collected five points and two rebounds at Auburn ... recorded three points and one assist in four minutes against Vanderbilt ... had six points in 16 minutes against Tennessee ... collected two points and one rebound in six minutes at Mississippi ... her six points and four rebounds in 11 minutes off the bench helped beat LIU Brooklyn ... chipped in three points at Troy ... had two points and two rebounds vs. Chattanooga ... posted three points, one rebound and one steal at Wisconsin ... tallied a season-high eight points, two rebounds and one assist in win against Southeastern Louisiana ... had one point and one rebound in 13 minutes in her first start, a three-OT win vs. North Texas ... recorded five rebounds and four points in 11 minutes against Arkansas-Pine Bluff ... played 14 minutes in season-opening win vs. Jacksonville State, finishing with three points and two rebounds.

**2011-12 (REDSHIRT)**

Sat out the season after transferring from Samford.

**2010-11 (AT SAMFORD)**

Averaged 12.6 minutes as a freshman ... shot 46.7 percent from the floor ... was a 70.0 percent free throw shooter ... had her first of two collegiate starts vs. Elon ... led the team with seven rebounds against Davidson ... competed in 25 games as a freshman ... was 2-for-3 from the 3-point line against UNC Greensboro ... had a season-high 10 points while playing a season-best 28 minutes versus Central Connecticut ... played 15-plus minutes nine times ... had six points against Western Carolina in the SoCon Tournament quarterfinals.

**HIGH SCHOOL**

Two-time all-county and all-region selection ... named team MVP as a junior and senior ... averaged 14.2 points and 7.8 rebounds per game ... four-year varsity starter ... played at every position except center as a senior.

**PERSONAL INFORMATION**

Born July 1, 1992 ... daughter of Roland, Sr. and Dell Jack ... has two brothers, Roland, Jr. and Brandon ... majoring in American studies.

PROFILES

JACK'S GAME-BY-GAME STATS

2012-13

Opponent	Date	Min	FG-FGA	3FG-FGA	FT-FTA	Off-Def-Tot	PF	A	TO	Blk	Stl	Pts
JACKSONVILLE ST.	11/11	14	1-3	1-2	0-0	1-1-2	3	0	1	0	0	3
at Houston	11/13	5	0-1	0-1	0-0	0-0-0	0	0	1	0	0	0
ARK.-PINE BLUFF	11/17	11	1-5	0-3	2-6	4-1-5	1	0	0	0	0	4
NORTH TEXAS	11/19	13	0-1	0-1	1-2	1-0-1	2	0	1	0	0	1
SOUTHEASTERN LA.	11/25	17	4-7	0-1	0-0	1-1-2	0	1	0	0	0	8
at Wisconsin	12/1	8	1-5	1-5	0-0	0-1-1	0	0	0	0	1	3
CHATTANOOGA	12/8	9	1-4	0-2	0-0	0-2-2	0	0	0	0	0	2
at Troy	12/15	6	1-3	1-1	0-0	0-0-0	0	0	0	0	0	3
WOFFORD	12/17	7	0-2	0-0	0-0	1-1-2	1	0	0	0	0	0
VIRGINIA	12/21	3	0-1	0-0	0-0	0-0-0	0	0	0	0	0	0
vs. Cincinnati	12/28	4	1-1	0-0	0-0	0-0-0	0	0	0	0	0	2
vs. LIU Brooklyn	12/29	11	2-4	2-4	0-0	1-3-4	2	0	0	0	0	6
at Hawai'i	12/30	6	0-2	0-2	0-0	0-0-0	0	0	0	0	0	0
at Texas A&M	1/3	10	1-3	1-1	0-0	0-0-0	1	0	0	1	0	3
KENTUCKY	1/6	3	0-0	0-0	0-0	0-0-0	1	0	0	0	0	0
GEORGIA	1/10	14	1-5	0-3	0-0	1-0-1	1	0	0	0	1	2
at Ole Miss	1/13	6	1-2	0-1	0-0	0-1-1	2	0	0	0	0	2
at Tennessee	1/20	16	2-6	2-6	0-0	0-0-0	1	0	0	0	0	6
AUBURN	1/24	1	0-0	0-0	0-0	0-0-0	0	0	0	0	0	0
VANDERBILT	1/27	4	1-1	1-1	0-0	0-0-0	0	1	0	0	0	3
at Georgia	1/31	8	2-5	1-4	0-0	0-0-0	0	0	3	0	0	5
at Florida	2/3	12	1-4	0-2	0-0	1-0-1	3	1	1	0	0	2
SOUTH CAROLINA	2/7	10	0-3	0-2	0-0	1-0-1	0	0	0	0	0	0
ARKANSAS	2/10	18	0-5	0-3	1-2	0-0-0	1	0	0	0	2	1
at Auburn	2/17	14	2-5	1-4	0-0	0-2-2	0	0	2	0	0	5
at Mississippi State	2/21	12	0-3	0-1	0-0	2-0-2	0	0	0	0	0	0
at LSU	2/28	10	1-4	0-3	0-0	0-0-0	0	0	1	0	0	2
MISSOURI	3/3	10	2-5	2-4	0-0	0-0-0	1	1	0	1	0	6
vs. Mississippi State	3/6	7	1-2	1-2	0-0	0-1-1	0	0	1	0	1	3
vs. South Carolina	3/7	18	1-6	0-4	0-0	0-1-1	0	0	0	0	0	2
<b>TOTALS</b>		<b>287</b>	<b>28-98</b>	<b>14-63</b>	<b>4-10</b>	<b>14-15-29</b>	<b>20</b>	<b>4</b>	<b>11</b>	<b>2</b>	<b>5</b>	<b>74</b>



PROFILES

CAREER STATS

Year	GP	GS	Min	Avg	FG	FGA	Pct	3FG	3FGA	Pct	FT	FTA	Pct	Off	Def	Tot	Avg	PF	FO	A	TO	Blk	Stl	Pts	Avg
2012-13	30	1	287	9.6	28	98	.286	14	63	.222	4	10	.400	14	15	29	1.0	20	0	4	11	2	5	74	2.5

# PLAYER PROFILES



12

5-8 • Junior

Guard

## SHAFONTAYE MYERS

Newbern, Ala./Sunshine HS

### CAREER HIGHS

Points	23 vs. Auburn (1/24/13)
Rebounds	7 - 2X, last at Troy (12/15/12)
FG Made	8 - 2X, last vs. Auburn (1/24/13)
FG Att.	28 vs. North Texas (11/19/12)
3PT FG Made	7 vs. Auburn (1/24/13)
3PT FG Att.	21 vs. North Texas (11/19/12)
FT Made	8 at Arkansas (2/27/11)
FT Att.	10 at Alabama State (12/17/11)
Assists	4 - 3X, last vs. Auburn (1/5/12)
Steals	6 at Houston (11/13/12)
Blocks	1 - 4X, last at Auburn (2/17/13)
Minutes	45 vs. North Texas (11/19/12)

### SEC HIGHS

Points	23 vs. Auburn (1/24/13)
Rebounds	5 - 2X, last vs. Auburn (1/24/13)
FG Made	8 vs. Auburn (1/24/13)
FG Att.	20 vs. Auburn (1/24/13)
3PT FG Made	7 vs. Auburn (1/24/13)
3PT FG Att.	15 vs. Auburn (1/24/13)
FT Made	8 at Arkansas (2/27/11)
FT Att.	9 at Arkansas (2/27/11)
Assists	4 - 2X, last vs. Auburn (1/5/12)
Steals	4 - 2X, last vs. South Carolina (2/19/12)
Blocks	1 - 2X, last at Auburn (2/17/13)
Minutes	44 vs. Arkansas (2/10/13)

### 2012-13 SEASON HIGHS

Points	23 vs. Auburn (1/24/13)
Rebounds	7 at Troy (12/15/12)
FG Made	8 - 2X, last vs. Auburn (1/24/13)
FG Att.	28 vs. North Texas (11/19/12)
3PT FG Made	7 vs. Auburn (1/24/13)
3PT FG Att.	21 vs. North Texas (11/19/12)
FT Made	4 vs. Vanderbilt (1/27/13)
FT Att.	4 - 2X, last vs. Vanderbilt (1/27/13)
Assists	3 - 3X, last vs. Missouri (3/3/13)
Steals	6 at Houston (11/13/12)
Blocks	1 - 4X, last at Auburn (2/17/13)
Minutes	45 vs. North Texas (11/19/12)



### 2012-13 (JUNIOR)

Named MVP of the Bank of Hawai'i Rainbow Wahine Invitational ... second on the team in scoring with an average of 10.7 points per game ... second in the Southeastern Conference and 37th in the nation in three-point field goals made per game, with an average of 2.58 ... led the Tide in scoring five times ... collected eight points, three rebounds, three assists and one steal in regular-season finale against Missouri ... had a team high of 15 points, plus four rebounds and one steal in home game against Florida ... collected five points, two rebounds and one block at Auburn ... totaled 11 points, four rebounds and one steal against Arkansas ... scored 11 points vs. South Carolina, with nine coming from three-point range ... had five points and two steals at Florida ... led the Tide with 12 points at Georgia ... recorded 13 points, three rebounds and three steals against Vanderbilt ... scored a career-high 23 points, including 21 from three-point range, in addition to five rebounds and one block in the home win over Auburn ... posted 12 points, two steals and two rebounds against Tennessee ... collected 14 points, two rebounds and one steal at Mississippi ... chipped in 14 points and two steals in home game against Georgia ... contributed 17 points, two rebounds and one steal vs. Kentucky ... scored Alabama's first eight points from the floor, including back-to-back three pointers, in win over Hawai'i ... went on to finish with 10 points, two rebounds and one steal against the Rainbow Wahine ... led the Tide with 14 points while adding four rebounds and one assist in 22 minutes off the bench to help beat LIU Brooklyn ... recorded 14 points, including a three-pointer to send the game into second overtime, in win over Virginia ... turned in 15 points, seven rebounds, three assists and three steals in win at Troy ... had 12 points, three rebounds, two steals and one assist in 27 minutes off the bench against Chattanooga ... posted five points and one steal at Wisconsin ... chipped in seven points, one assist and one steal in win vs. Southeastern Louisiana ... scored 22 points and five rebounds during win over North Texas ... contributed 11 points, three rebounds, two steals and one assist to win against Arkansas-Pine Bluff ... recorded back-to-back 19-point games in wins over Jacksonville State and Houston ... hit five three-pointers and grabbed a career-best six steals at Houston ... in addition to her 19 points, added three steals, three assists and three rebounds in season opener against Jacksonville State.

### 2011-12 (SOPHOMORE)

Started two games at the point guard position ... averaged 5.7 points, 2.9 rebounds, 1.3 assists and a team-best 1.7 steals in 22.2 minutes per game ... led Alabama in scoring three times ... tied for the most three-pointers scored during the season with 26 ... tied a career high with four steals, in addition to four rebounds, three points and one assist in home game against South Carolina ... chipped in seven points, three rebounds, three assists and one steal in win over No. 7 Kentucky ... sidelined four games after suffering a concussion in practice following the Auburn game ... recorded eight points and four rebounds in the win at Mississippi ... tied a career high with 16 points while adding three steals, one assist and one rebound against No. 20 Georgia ... recorded four points, two steals, one rebound and one assist at Arkansas ... led Alabama in scoring with 13 points in addition to four assists, four steals and two rebounds against Auburn ... made her first career start at South Carolina and finished with four

points, three rebounds, three steals and a pair of assists ... registered nine points, a career-high seven rebounds, three assists and a pair of steals in win over Air Force ... added five rebounds, three points, two assists and a pair of steals against Presbyterian ... had a career-high 16 points, five rebounds, four steals and a pair of assists in win at Alabama State ... contributed three steals and one assist in victory against Louisiana Tech ... added three points in win over Seton Hall ... had three steals, one assist and one rebound against Old Dominion ... recorded eight points, six rebounds, two steals and one assist in win against Georgia Southern ... collected a career-best four steals in a career-high 29 minutes in win over Northwestern State ... played in 15 minutes of season opener against Nicholls State, finishing with five points, four rebounds and one steal.

### 2010-11 (FRESHMAN)

Went 8-for-9 from the free throw line at Arkansas, tying her season high with 13 points ... tacked on nine points, two rebounds and one assist in 15 minutes at South Carolina ... recorded five points, five rebounds and four assists against Vanderbilt ... had nine points, all from three-point range, in her SEC debut versus Auburn ... collected a season-high three steals in win over Belmont ... saw 17 minutes of action against Alabama State, with a season-high 13 points, four rebounds, two assists and two steals ... added six points, all from three-point range, and one rebound in win over Central Arkansas ... had eight points, one steal and one rebound in her collegiate debut vs. Tennessee State ... averaged 4.6 points and 1.1 rebounds per game.

### HIGH SCHOOL

Ranked 13th in the nation in scoring in 2010 with a 29.2 point scoring average according to MaxPreps.com ... received the Alabama Sports Writers Association Class 1A Player of the Year award ... named to the *Tuscaloosa News Super 5* ... made the all-regional tournament team five times as a standout guard for Sunshine High School ... selected as the 2010 Area 6 Tournament MVP... named 2010 Central Regional MVP... a 2009 and 2010 first-team all-state selection ... member of the Hale County Tournament all-star team four consecutive years ... named to the Class 1A Southwest Regional all-tournament team in 2005 and 2006 ... member of the Class 1A Central Regional all-tournament team in 2007 ... earned the Area 6 MVP award in 2007 ... named Class 1A Area 5 Tournament MVP in 2008 and 2009 ... selected as the Class 1A Central Regional Tournament MVP 2008 and 2009 ... named to the Class 1A second team by the Alabama Sports Writers Association for the 2006-07 season ... 2007, 2008 and 2009 West Alabama All-Star Super Five honoree ... state player of the year finalist in 2008 and 2009 ... named to the Class 1A Final Four all-tournament team in 2009 ... compiled 3,169 career points over varsity career ... led Sunshine High School with 29.2 points, 6.4 steals and 2.7 assists per game her senior year ... scored 30-plus points 13 times throughout the 2009-10 season and reached the 40-point mark twice ... averaged 31.1 points and 10.5 rebounds per game her junior year ... played club basketball for the Alabama Twisters.

### PERSONAL INFORMATION

Born June 6, 1992 ... daughter of Joseph Carlisle Jr. and Barbara Myers ... has one brother, Devonte and one sister, Shantel ... majoring in general health.

MYERS' GAME-BY-GAME STATS

2010-11

Opponent	Date	Min	FG-FGA	3FG-FGA	FT-FTA	Off-Def-Tot	PF	A	TO	Blk	Stl	Pts
TENNESSEE STATE	11/12	8	3-6	2-5	0-0	0-1-1	1	0	2	0	1	8
CENTRAL ARK.	11/14	12	2-5	2-5	0-0	0-1-1	2	0	0	0	0	6
ALABAMA STATE	12/11	17	5-8	1-3	2-2	0-4-4	3	2	1	0	2	13
ARK. PINE BLUFF	12/4	15	3-6	1-3	2-2	2-1-3	2	2	3	0	2	9
at Kansas	12/12	10	0-5	0-5	0-0	0-0-0	3	1	0	0	0	0
BELMONT	12/18	21	2-6	1-5	0-0	0-1-1	0	2	0	0	3	5
ALABAMA A&M	12/20	5	0-2	0-1	0-0	1-0-1	2	0	0	0	0	0
AUBURN	1/2	9	3-7	3-7	0-0	0-1-1	1	0	0	0	0	9
at Tennessee	1/6	14	1-10	1-8	0-0	0-0-0	1	0	1	0	0	3
VANDERBILT	1/13	27	2-10	1-4	0-2	2-3-5	2	4	1	0	0	5
ARKANSAS	1/16	20	2-6	0-4	2-2	0-3-3	4	0	4	0	0	6
GEORGIA	1/20	14	2-10	1-8	0-0	2-0-2	2	1	1	0	0	5
at South Carolina	1/23	15	3-9	2-5	1-1	0-2-2	1	1	1	0	0	9
at Florida	1/27	4	0-1	0-0	0-0	0-0-0	0	1	0	0	0	0
KENTUCKY	1/30	2	0-0	0-0	0-0	0-0-0	0	0	1	0	0	0
at Mississippi State	2/3	3	0-0	0-0	1-2	0-1-1	0	0	0	0	0	1
at Georgia	2/6	3	2-4	1-3	0-0	0-0-0	0	0	0	0	1	5
FLORIDA	2/13	10	1-2	1-1	0-0	0-1-1	1	0	1	0	0	3
at Auburn	2/17	2	0-1	0-1	0-0	0-0-0	0	0	0	0	0	0
MISSISSIPPI STATE	2/24	12	2-7	1-5	1-2	0-0-0	2	2	0	0	1	6
at Arkansas	2/27	10	2-2	1-1	8-9	0-0-0	1	1	0	0	1	13
vs. LSU	3/3	14	2-7	2-7	0-0	0-1-1	1	0	2	0	0	6
at Memphis	3/17	8	1-2	0-1	0-2	0-0-0	1	0	1	0	0	2
at Northwestern	3/20	3	1-2	0-1	0-0	0-0-0	2	0	0	0	0	2
at Toledo	3/22	3	0-2	0-2	0-0	0-1-1	1	0	1	0	0	0
<b>TOTALS</b>		<b>261</b>	<b>39-120</b>	<b>21-85</b>	<b>17-24</b>	<b>7-21-28</b>	<b>33</b>	<b>17</b>	<b>20</b>	<b>0</b>	<b>11</b>	<b>116</b>

2011-12

Opponent	Date	Min	FG-FGA	3FG-FGA	FT-FTA	Off-Def-Tot	PF	A	TO	Blk	Stl	Pts
NICHOLLS STATE	11/12	15	2-5	0-2	1-2	0-4-4	1	0	3	0	1	5
at Central Arkansas	11/15	9	0-3	0-1	0-0	0-1-1	1	0	1	0	0	0
NW STATE	11/18	29	1-3	1-1	2-2	1-2-3	2	2	3	0	4	5
GA SOUTHERN	11/21	27	3-11	2-9	0-0	1-5-6	0	1	0	0	2	8
vs. Old Dominion	11/24	21	0-8	0-2	0-0	0-1-1	3	1	3	0	3	0
vs. Seton Hall	11/25	9	1-2	1-1	0-2	0-0-0	1	0	0	0	0	3
vs. Louisiana Tech	11/26	10	0-0	0-0	0-0	0-0-0	1	1	0	0	0	0
SOUTHEASTERN LA	12/2	12	1-8	0-4	0-0	1-2-3	1	0	1	0	1	2
KANSAS	12/4	14	2-4	1-2	0-0	0-1-1	1	1	1	0	0	5
at North Texas	12/7	26	4-10	1-4	0-0	2-2-4	2	4	0	0	1	9
at N.C. State	12/11	22	4-10	1-2	2-2	2-2-4	2	2	2	0	1	11
at Alabama State	12/17	33	4-6	1-2	7-10	2-3-5	1	2	1	0	4	16
PRESBYTERIAN	12/19	27	1-3	1-3	0-0	0-5-5	3	2	2	0	2	3
AIR FORCE	12/30	23	3-10	3-8	0-0	2-5-7	1	3	2	0	2	9
at South Carolina	1/1	28	2-7	0-1	0-0	0-3-3	3	2	1	0	3	4
AUBURN	1/5	32	6-15	1-5	0-0	0-2-2	2	4	0	0	4	13
TENNESSEE	1/26	13	1-7	1-6	0-0	0-2-2	1	1	1	0	0	3
at Kentucky	1/29	17	0-4	0-2	0-0	1-2-3	1	0	3	0	1	0
at Arkansas	2/2	20	1-7	1-4	1-2	1-0-1	0	1	3	0	2	4
Georgia	2/5	28	6-16	4-14	0-0	0-1-1	1	1	1	0	3	16
at Mississippi	2/9	17	2-3	2-3	2-2	2-2-4	1	0	2	0	0	8
LSU	2/12	31	4-16	2-10	0-0	0-3-3	1	1	3	0	1	10
Kentucky	2/16	29	3-6	0-1	1-2	0-2-2	2	3	3	0	1	7
SOUTH CAROLINA	2/19	26	1-10	1-7	0-0	2-2-4	1	1	2	0	4	3
at Auburn	2/23	24	1-4	1-3	0-0	0-3-3	2	0	2	0	0	3
at Vanderbilt	2/26	27	2-9	1-8	1-2	0-2-2	1	1	2	0	2	6
vs. South Carolina	3/1	30	1-9	0-4	0-0	0-3-3	4	0	1	0	1	2
<b>TOTALS</b>		<b>599</b>	<b>56-196</b>	<b>26-109</b>	<b>17-26</b>	<b>17-60-77</b>	<b>40</b>	<b>34</b>	<b>43</b>	<b>0</b>	<b>46</b>	<b>155</b>

2012-13

Opponent	Date	Min	FG-FGA	3FG-FGA	FT-FTA	Off-Def-Tot	PF	A	TO	Blk	Stl	Pts
JACKSONVILLE ST.	11/11	17	7-15	3-9	2-4	1-2-3	1	3	2	0	3	19
at Houston	11/13	30	6-17	5-14	2-3	2-2-4	3	1	1	0	6	19
ARK. PINE BLUFF	11/17	28	4-20	3-16	0-0	0-3-3	3	1	1	0	2	11
NORTH TEXAS	11/19	45	8-28	6-21	0-2	2-3-5	3	1	1	0	0	22
SOUTHEASTERN LA.	11/25	13	2-6	1-4	2-2	0-0-0	2	1	0	0	1	7
at Wisconsin	12/1	22	2-12	1-10	0-0	0-0-0	0	0	0	0	1	5
CHATTANOOGA	12/8	27	4-14	2-7	2-2	1-2-3	0	1	0	0	2	12
at Troy	12/15	24	6-19	3-15	0-0	0-7-7	1	3	1	0	3	15
WOFFORD	12/17	23	0-6	0-5	0-0	0-3-3	3	0	0	1	0	0
VIRGINIA	12/21	29	4-13	4-11	2-2	0-2-2	1	2	1	0	3	14
vs. Cincinnati	12/28	23	1-5	1-4	1-2	1-1-2	2	1	0	1	1	4
vs. LIU Brooklyn	12/29	22	5-11	4-10	0-0	1-3-4	2	1	0	0	0	14
at Hawai'i	12/30	23	4-12	2-7	0-0	0-2-2	1	0	0	0	1	10
at Texas A&M	1/3	11	0-2	0-1	0-0	0-0-0	0	0	0	0	1	0
KENTUCKY	1/6	26	6-13	4-10	1-2	0-2-2	4	0	2	0	1	17
GEORGIA	1/10	32	5-8	4-5	0-0	0-0-0	2	0	3	0	2	14
at Ole Miss	1/13	30	5-8	4-5	0-0	0-2-2	3	0	0	0	1	14
at Tennessee	1/20	24	4-13	4-10	0-0	0-2-2	0	0	0	0	2	12
AUBURN	1/24	32	8-20	7-15	0-0	2-3-5	2	0	0	1	0	23
VANDERBILT	1/27	36	4-15	1-8	4-4	0-3-3	2	0	1	0	3	13
at Georgia	1/31	32	3-14	3-14	3-3	0-2-2	3	0	1	0	0	12
at Florida	2/3	25	2-16	1-11	0-0	0-0-0	1	0	1	0	2	5
SOUTH CAROLINA	2/7	35	4-7	3-6	0-1	0-2-2	0	1	1	0	0	11
ARKANSAS	2/10	44	4-8	3-7	0-0	0-4-4	3	0	1	0	1	11
at Auburn	2/17	22	2-12	1-9	0-0	1-1-2	3	0	2	1	0	5
at Mississippi State	2/21	24	3-6	3-6	0-0	0-0-0	1	0	0	0	0	9

FLORIDA	2/24	26	6-15	3-12	0-0	1-3-4	0	0	1	0	1	15
at LSU	2/28	24	1-11	1-10	0-0	0-2-2	4	2	2	0	0	3
MISSOURI	3/3	27	3-12	2-10	0-0	1-2-3	0	3	2	0	1	8
vs. Mississippi State	3/6	19	2-13	0-9	2-2	1-1-2	0	0	1	0	3	6
vs. South Carolina	3/7	24	1-7	1-6	0-0	0-1-1	0	0	1	0	0	3
<b>TOTALS</b>		<b>819</b>	<b>116-378</b>	<b>80-287</b>	<b>21-29</b>	<b>14-60-74</b>	<b>50</b>	<b>21</b>	<b>26</b>	<b>4</b>	<b>41</b>	<b>333</b>



PROFILES

CAREER STATS

Year	GP	GS	Min	Avg	FG	FGA	Pct	3FG	3FGA	Pct	FT	FTA	Pct	Off	Def	Tot	Avg	PF	FO	A	TO	Blk	Stl	Pts	Avg
2010-11	25	0	261	10.4	39	120	.325	21	85	.247	17	24	.708	7	21	28	1.1	33	0	17	20	0	11	116	4.6
2011-12	27	5	599	22.2	56	196	.286	26	109	.239	17	26	.654	17	60	77	2.9	40	0	34	43	0	46	155	5.7
2012-13	31	13	819	26.4	116	378	.308	80	287	.279	21	29	.724	14	60	74	2.4	50	0	21	26	4	41	333	10.7
<b>TOTAL</b>	<b>83</b>	<b>15</b>	<b>1679</b>	<b>20.2</b>	<b>211</b>	<b>694</b>	<b>.304</b>	<b>127</b>	<b>481</b>	<b>.264</b>	<b>55</b>	<b>79</b>	<b>.696</b>	<b>38</b>	<b>141</b>	<b>179</b>	<b>2.2</b>	<b>123</b>	<b>0</b>	<b>72</b>	<b>89</b>	<b>4</b>	<b>98</b>	<b>604</b>	<b>7.3</b>



0

5-10 • Junior

G

## DAISHA SIMMONS

Jersey City, N.J. (Rutgers)

### CAREER HIGHS

Points	22 - 2X, last vs. Virginia (12/21/12)
Rebounds	11 vs. North Texas (11/19/12)
FG Made	8 - 4X last vs. Arkansas (2/10/13)
FG Att.	21 vs. Virginia (12/21/12)
3PT FG Made	4 at Houston (11/13/12)
3PT FG Att.	9 vs. Virginia (12/21/12)
FT Made	6 at Houston (11/13/12)
FT Att.	10 vs. Auburn (1/24/13)
Assists	8 - 3X, last vs. Georgia (1/10/13)
Steals	7 vs. Arkansas-Pine Bluff (11/17/12)
Blocks	3 - 2X, last vs. LIU Brooklyn (12/29/12)
Minutes	53 vs. North Texas (11/19/12)

### SEC HIGHS

Points	21 vs. Arkansas (2/10/13)
Rebounds	10 vs. Mississippi State (3/6/13)
FG Made	8 - 3X last vs. Arkansas (2/10/13)
FG Att.	18 at Tennessee (1/20/13)
3PT FG Made	3 - 2X, last vs. Missouri (3/3/13)
3PT FG Att.	7 at Auburn (2/17/13)
FT Made	4 - 4X, last vs. Arkansas (2/10/13)
FT Att.	10 vs. Auburn (1/24/13)
Assists	8 vs. Georgia (1/10/13)
Steals	4 vs. Auburn (2/17/13)
Blocks	2 vs. Missouri (3/3/13)
Minutes	40 at Georgia (1/31/13)

### 2012-13 SEASON HIGHS

Points	22 - 2X, last vs. Virginia (12/21/12)
Rebounds	11 vs. North Texas (11/19/12)
FG Made	8 - 4X last vs. Arkansas (2/10/13)
FG Att.	21 vs. Virginia (12/21/12)
3PT FG Made	4 at Houston (11/13/12)
3PT FG Att.	9 vs. Virginia (12/21/12)
FT Made	6 at Houston (11/13/12)
FT Att.	10 vs. Auburn (1/24/13)
Assists	8 - 3X, last vs. Georgia (1/10/13)
Steals	7 vs. Arkansas-Pine Bluff (11/17/12)
Blocks	3 - 2X, last vs. LIU Brooklyn (12/29/12)
Minutes	53 vs. North Texas (11/19/12)



### 2012-13 (SOPHOMORE)

Ranked nationally in assists per game (151st - 3.8), steals per game (166th - 2.13) and assist-to-turnover ratio (216th - 1.08) ... among the top 20 in the Southeastern Conference in scoring (17th - 12.4), assists (11th - 3.8), steals (8th - 2.1), three-point field goals made (15th - 1.3), assist-to-turnover ratio (11th - 1.1) and minutes played (6th - 33.5) ... finished as the team leader in points, assists and steals and was second in blocks ... started in 30 of Alabama's 31 games ... led the team in scoring 13 times and in rebounding six times ... named SEC Player of the Week on Nov. 19 ... had 10 points, two assists and five rebounds in SEC Tournament game against South Carolina ... notched her second double-double of the year in win against Mississippi State, with 13 points and 10 rebounds ... led team with 17 points, three rebounds, three assists, two blocks and one steal against Missouri ... scored 10 points and added three rebounds and three assists at LSU ... had five rebounds, seven assists and two steals in home game against Florida ... collected 19 points, six rebounds, two assists, one block and four steals at Auburn ... led all scorers with 21 points in addition to nine rebounds, five assists and two steals against Arkansas ... scored a game-high 18 points against South Carolina ... had nine points, two rebounds, two assists and two steals at Florida ... chipped in 10 points, four rebounds, one assist, one block and one steal at Georgia ... recorded 15 points, five rebounds, five assists and three steals against Vanderbilt ... had 11 points, seven rebounds, four assists and two steals in the home win over Auburn ... led team with 19 points, including 12 in the first seven minutes, along with six rebounds, three assists, and one steal against Tennessee ... collected 11 points, six rebounds, six assists and two steals at Mississippi ... led team with 19 points in addition to eight assists and six rebounds in home game against Georgia ... scored nine points and added five rebounds, five assists and one steal vs. Kentucky ... had 12 points, four assists, two rebounds, two steals and a block at Texas A&M ... contributed six points, five rebounds, eight assists, three blocks and two steals in win vs. LIU Brooklyn ... recorded seven points, two assists, two steals and one rebound to help beat Cincinnati ... led Alabama in its double-overtime victory against Virginia with 22 points, seven rebounds, five assists and five steals ... recorded 15 points, nine rebounds, five assists and two steals in win at Troy ... chipped in 20 points, six assists, five steals, three rebounds and one block against Chattanooga ... totaled

16 points, six rebounds, two assists and one steal at Wisconsin ... contributed 10 points, eight assists, five steals, two blocks and two rebounds in win against Southeastern Louisiana ... earned her first double-double tallying 14 points and 11 rebounds, in addition to three blocks and seven assists in win vs. North Texas ... registered 10 points, seven steals, five rebounds, five assists and two blocks in win over Arkansas-Pine Bluff ... led the Tide with 22 points in addition to four rebounds, three steals, one assist and one block in the win at Houston ... went 6-for-6 from the free throw line versus the Cougars ... recorded four points, four rebounds, three steals and two assists in her Alabama debut vs. Jacksonville State, a season-opening win.

### 2011-12 (REDSHIRT)

Sat out the season after transferring from Rutgers.

### 2010-11 (AT RUTGERS)

Made her first career start in a home win over Syracuse ... tallied season highs across the board in win over North Carolina A&T ... competed in all but one game ... scored in all but seven games she played in ... averaged 2.4 points and 2.4 rebounds per game ... started in four games as a freshman ... chipped in 37 rebounds in conference action ... played 589 total minutes.

### HIGH SCHOOL

Somerset County (N.J.) all-time leading girls scorer with 2,488 points while starring for Gill St. Bernard's ... registered one quadruple-double, eight triple-doubles and six double-doubles her senior year ... three-time *Courier Post* Player of the Year ... averaged 21.5 points and 8.4 assists her senior season ... ranked 15th in the state of New Jersey ... shot 56 percent from the floor while scoring in double figures in 28 of 29 games ... two-time Somerset County Tournament champion its and MVP ... led the Knights to their first NJSIAA sectional title ... earned *Newark Star-Ledger* Player of the Year honors in 2010 ... rated the nation's 11th-best shooting guard by ESPN's HoopGurlz ... played with club team Ring City coached by former NBA player Ron Harper.

### PERSONAL INFORMATION

Born Jan. 13, 1991 ... daughter of Christena Simmons ... has four brothers, Chaz, Ronnell, Frank, and Kenneth, and four sisters, Nakita, Shayla, Charisma and Naquell ... majoring in management.

SIMMONS' GAME-BY-GAME STATS

2012-13

Opponent	Date	Min	FG-FGA	3FG-FGA	FT-FTA	Off-Def-Tot	PF	A	TO	Blk	Stl	Pts
JACKSONVILLE ST.	11/11	20	2-9	0-2	0-0	1-3-4	2	2	0	0	3	4
at Houston	11/13	28	6-15	4-6	6-6	3-1-4	3	1	2	1	3	22
ARK.-PINE BLUFF	11/17	30	3-7	1-2	3-4	3-2-5	1	5	3	2	7	10
NORTH TEXAS	11/19	53	4-16	1-8	5-8	3-8-11	4	7	6	3	4	14
SOUTHEASTERN LA.	11/25	28	4-10	0-1	2-2	1-1-2	2	8	3	2	5	10
at Wisconsin	12/1	35	4-17	3-8	5-9	5-1-6	3	2	6	0	1	16
CHATTANOOGA	12/8	38	8-19	2-5	2-4	2-1-3	2	6	3	1	5	20
at Troy	12/15	39	5-14	1-4	4-5	4-5-9	2	5	1	0	2	15
WOFFORD	12/17	25	2-7	0-0	0-0	1-1-2	5	0	3	1	2	4
VIRGINIA	12/21	42	7-21	3-9	5-8	3-4-7	3	5	3	0	5	22
vs. Cincinnati	12/28	26	3-7	0-2	1-2	0-1-1	4	2	4	0	2	7
vs. LIU Brooklyn	12/29	26	2-5	1-2	1-2	0-5-5	2	8	5	3	2	6
at Hawai'i	12/30	26	1-10	1-5	1-2	0-2-2	2	0	2	0	1	4
at Texas A&M	1/3	35	5-12	1-5	1-1	1-1-2	4	4	3	1	2	12
KENTUCKY	1/6	39	4-9	1-3	0-0	1-4-5	2	5	4	0	1	9
GEORGIA	1/10	36	8-16	1-1	2-3	3-3-6	2	8	8	0	0	19
at Ole Miss	1/13	37	3-10	1-4	4-4	1-2-3	3	6	3	0	2	11
at Tennessee	1/20	31	8-18	2-6	1-2	1-5-6	4	3	4	0	1	19
AUBURN	1/24	38	3-11	1-4	4-10	2-5-7	3	4	5	0	2	11
VANDERBILT	1/27	38	5-12	1-2	4-6	3-2-5	3	5	3	0	3	15
at Georgia	1/31	40	3-12	1-6	3-4	1-3-4	1	1	6	1	1	10
at Florida	2/3	32	3-12	2-4	1-2	1-1-2	3	2	2	0	2	9
SOUTH CAROLINA	2/7	34	7-14	2-3	2-2	0-2-2	3	2	2	0	1	18
ARKANSAS	2/10	38	8-16	1-1	4-7	4-5-9	4	5	6	0	2	21
at Auburn	2/17	37	7-14	3-7	2-4	2-4-6	4	2	0	1	4	19
at Mississippi State	2/21	28	3-10	1-4	0-0	0-0-0	4	2	6	0	0	7
FLORIDA	2/24	31	0-8	0-4	0-0	1-4-5	2	7	3	0	2	0
at LSU	2/28	27	3-9	1-6	3-4	0-3-3	1	3	4	0	0	10
MISSOURI	3/3	36	7-14	3-6	0-0	0-3-3	2	3	2	2	1	17
vs. Mississippi State	3/6	37	4-13	1-4	4-5	4-6-10	2	2	4	2	0	13
vs. South Carolina	3/7	28	3-7	1-3	3-4	1-4-5	3	2	2	0	0	10
<b>TOTALS</b>		<b>1038</b>	<b>135-374</b>	<b>41-127</b>	<b>73-110</b>	<b>52-92-144</b>	<b>85</b>	<b>117</b>	<b>108</b>	<b>20</b>	<b>66</b>	<b>384</b>



PROFILES

CAREER STATS

Year	GP	GS	Min	Avg	FG	FGA	Pct	3FG	3FGA	Pct	FT	FTA	Pct	Off	Def	Tot	Avg	PF	FO	A	TO	Blk	Stl	Pts	Avg
2012-13	31	30	1038	33.5	135	374	.361	41	127	.323	73	110	.664	52	92	144	4.6	85	1	117	108	20	66	384	12.4

## PLAYER PROFILES



3

6-1 • Sophomore

F

### KHADIJAH CARTER

Goodrich, Texas (Jacksonville College)

#### 2012-13 (JACKSONVILLE COLLEGE)

NJCAA First Team All-America ... Region XIV Freshman of the Year ... also named to the NJCAA All-Region and Region XIV All-Tournament teams ... averaged 18.5 points and 10.2 rebounds as a freshman ... shot 40.0 percent from behind the arc ... led the Lady Jaguars with 27 blocked shots ... scored a season high 31 points in addition to grabbing 14 rebounds against Hill College ... recorded double figures in all but one game ... racked up 12 double-doubles.

#### HIGH SCHOOL


2012 PARADE High School All-American ... averaged 34.6 points per game in her senior year ... scored over 1,000 in her senior season ... surpassed 40 points in 11 games ... shot 60.7 percent from the field ... three-time all-state selection by the Texas Girls Coaches Association ... Offensive MVP of her district ... named the ESPN Rise Regional Girls Basketball Player of the Week on Feb. 17, 2010, after posting double-doubles in back-to-back games with 43 points and 14 rebounds and then 49 points and 13 rebounds.

#### PERSONAL

Born June 20, 1994 ... daughter of Jullie Harrell and Joseph Bogany ... has a sister, Veronica ... majoring in exercise science.







34

6-4 • Freshman

F/C

**OCEANA HAMILTON**

Mississauga, Ontario (St. Edmund Campion)

**HIGH SCHOOL**

Helped St. Edmund Campion win three straight Region of Peel Secondary Schools Athletic Association (ROPSSAA) championship titles ... ROPSSAA Tournament Most Valuable Player ... member of the silver medal-winning team at the Ontario Federation of School Athletic Association championship ... scored double-figure points in each game at that tournament ... played club basketball for the Blues JUEL team ... 2013 Juel Senior All-Star Team ... played a significant role in helping Blues JUEL place second at the Boo Williams Tournament in April 2013 ... averaged 13.8 points, 8.6 rebounds and 2.5 blocks per game ... ranked sixth in the league in field goal percentage, hitting 46.7 percent from the floor.

**PERSONAL INFORMATION**

Born Oct. 13, 1994 ... daughter of Pauline and Danney Hamilton ... has two sisters, Savanna and Asia, and a brother, Daniel ... majoring in advertising.



PROFILES

## PLAYER PROFILES



2

5-9 • Freshman

G

### COURTNEY HUNTER

Hoover, Ala. (Hoover HS)

#### HIGH SCHOOL

Ranked nation's 35th overall guard in 2013 class by ESPN.com ... helped Hoover High School advance to four straight Alabama High School Athletic Association (AHSAA) Class 6A championship games, winning titles in 2010, 2012 and 2013 ... one of 10 named to AL.com's A-List for girls basketball ... averaged 7.5 points, 3.1 rebounds and 2.0 assists per game in her senior season ... also added 40 steals for the Lady Bucs ... high school teammate of Crimson Tide classmate Kara Rawls.

#### PERSONAL

Born Jan. 26, 1995 ... daughter of Bryonda Williams and Rickey Hunter ... has two brothers, Rickney and Rickey ... majoring in business.





6-3 • Freshman

**BROOKSIE MCGRAW**

Gainesville, Fla. (P. K. Yonge HS)

**HIGH SCHOOL**

Ranked 28th overall post in her class by ESPN.com ... named the *Gainesville Sun* Small School Player of the Year for 2013 ... helped the P.K. Yonge High School program reach its eighth straight regional final ... averaged 13.9 points, 9.6 rebounds and 1.6 blocks per game as a senior with the Blue Wave ... recorded 14 double-doubles and scored double figures in 22 of 28 games during the 2012-13 season ... named WCJB-TV's Scholar-Athlete of the Week on Feb. 8, 2013 ... also was active off the court, serving as student body president ... elected P.K. Yonge's homecoming queen in the fall of 2012.

**PERSONAL**

Born Feb. 16, 1995 ... daughter of Dyonne Mark McGraw ... has a brother, Mark and a sister, Mya ... majoring in business.



PROFILES

## PLAYER PROFILES



22

5-7 • Freshman

G

**KARYLA MIDDLEBROOK**

Blue Springs, Mo. (Blue Springs HS)

### HIGH SCHOOL

Ranked 81st overall in her class by ESPN.com ... also rated the nation's No. 22 point guard by ESPN.com ... 2012 and 2013 Missouri Sports Writers Association All-State selection ... 2013 Missouri Coaches Association All-State honoree ... 2013 Missouri All-Star ... 2013 USA TODAY All-State Team for Missouri ... three-time all-conference and all-district selection ... led Blue Springs High School to the state Final Four for three straight years ... BSHS finished third in the state during her senior season in 2013 ... averaged 12-plus points and four assists as a senior ... selected as a finalist for the DiRenna Award, presented annually to the top player in the Kansas City Metro area ... graduated magna cum laude.

### PERSONAL

Born Nov. 4, 1994 ... daughter of Melanie and Reggie Middlebrook ... has two sisters, Shawnte and Brittany ... majoring in business.





23

6-0 • Freshman

**KARA RAWLS**

Hoover, Ala. (Hoover HS)

**HIGH SCHOOL**

Ranked the No. 20 wing in her class by ESPN.com ... helped Hoover High School win back-to-back Alabama High School Athletic Association (AHSAA) Class 6A championships ... one of 10 named to AL.com's A-List for girls basketball ... named to the 2013 AHSAA 6A All-Tournament Team ... scored 11 points in the 2013 Class 6A Championship game ... selected as a *Birmingham News* High Five performer on Jan. 8, 2013, after scoring 26 points and grabbing 13 rebounds in win over Hueytown ... averaged 7.9 points, 6.4 rebounds and 1.0 block per game as a senior ... shot 45 percent from the field during the 2012-13 season ... high school teammate of Crimson Tide classmate Courtney Hunter ... played for Ellwood Christian her first two years of high school.

**PERSONAL**

Born June 16, 1995 ... daughter of Marilyn and Carl Rawls ... has a sister, Nicole, and two brothers, Bryant and Kendrick ...majoring in human development.



PROFILES

## PLAYER PROFILES



33

5-3 • Junior

G

### SHARIN RIVERS

Huntsville, Ala. (Shelton State)

#### 2011-13 (SHELTON STATE COMMUNITY COLLEGE)

Helped Shelton State advance to the quarterfinals of the 2013 National Junior College Athletic Association Division I Women's Basketball Tournament, after winning the Alabama Community College Conference title ... her team finished the 2012-13 season with a 33-1 record ... Second Team All-ACCC as a sophomore ... ranked No. 2 in the NJCAA in assist/turnover ratio at 3.4 ... averaged 9.2 points, 5.3 assists and 3.0 rebounds per game as a sophomore in 2012-13 ... guided the Buccaneers to a 28-2 overall record as a freshman, reaching the NJCAA national tournament ... averaged 8.0 points, 4.0 assists and 2.0 steals in 2011-12.

#### HIGH SCHOOL

Four year starter for Sparkman High School ... Alabama High School Athletic Association Class 6A First Team All-State selection as a senior ... led the Senators to the 2011 state regional finals ... member of the 2011 Alabama All-Star Basketball Team ... named to the *Huntsville Times* Elite Girls Basketball Team in 2011 ... selected as an AHSAA Class 6A Honorable Mention All-State honoree as a junior.

#### PERSONAL

Born March 26, 1993 ... daughter of Sharon and Robert Rivers ... has a brother, Jusmon ... majoring in exercise science.





1

5-1 • R-Freshman

G

**JASMINE STEELE**

Midfield, Ala. (Midfield HS)

**2012-13 (REDSHIRT)**

Redshirted the season after having knee surgery ... played eight minutes in season opener vs. Jacksonville State, recording four points, one rebound and one steal against the Gamecocks.

**HIGH SCHOOL**

2012 Alabama girls all-star team ... 2012 Class 4A player of the year finalist ... two-time Alabama Sports Writers Association 4A first team selection (2011 and 2012) ... 2010 ASWA 4A second team honoree ... earned a spot on the 2011 4A all-tournament team as a junior ... named the 2011 *Birmingham News* Metro Girls Player of the Year ... member of the 2011 all-metro first team ... named 2010 4A state tournament MVP as a sophomore ... led Midfield High School to three straight Class 4A state championships and four straight appearances in the title game ... averaged 20.3 points, 12.5 rebounds, 7.9 steals and 5.2 assists per game as a senior.

**PERSONAL INFORMATION**

Born Feb. 16, 1993 ... daughter of Jennifer Steele ... has one brother, Calvin ... majoring in business.



PROFILES

## PLAYER PROFILES



20

6-0 • Freshman

F

### ASHLEY WILLIAMS

Covington, Ga. (Alcovy HS)

#### HIGH SCHOOL

No. 51 forward in the 2013 class according to ESPN.com ... named to the 2013 Georgia Sportswriters All-State Second Team ... surpassed the 1,000-point and 1,000-rebound milestones in high school career ... Atlanta Tipoff Club All-Metro Atlanta Honorable Mention selection ... led Alcovy High School to the Class AAAA final four as a junior ... averaged 16.0 points and 16.0 rebounds as a junior ... did not begin playing basketball until 2008.

#### PERSONAL

Born Jan. 4, 1995 ... daughter of Coletta and Charlie Williams ... has a brother, Quinten ... majoring in criminal justice.





## DOUBLE-FIGURE SCORING/REBOUNDING

## DOUBLE-FIGURE SCORING

	Season	Career
Daisha Simmons	22	22
Shafontaye Myers	19	27
Jasmine Robinson	15	42
Kaneisha Horn	13	23
Meghan Perkins	13	24
Alicia Mitcham	7	11
Celiscia Farmer	1	7
Briana Hutchen	1	1
Jessica Merritt	0	7
Khristin Lee	0	5

## DOUBLE-FIGURE REBOUNDS

	Season	Career
Kaneisha Horn	4	6
Alicia Mitcham	3	4
Meghan Perkins	2	4
Jasmine Robinson	2	2
Daisha Simmons	2	2

## DOUBLE-DOUBLES

Kaneisha Horn: 5 career, 4 this season  
 1/31/13 at Georgia (10 pts./10 rebs.)  
 1/20/13 at Tennessee (14 pts./10 rebs.)  
 11/19/12 vs. North Texas (15 pts./11 rebs.)  
 11/13/12 at Houston (11 pts./12 rebs.)  
 2/3/11 at Mississippi State (11 pts./12 rebs.)

Jasmine Robinson: 1 career, 1 this season  
 11/19/12 vs. North Texas (26 pts./13 rebs.)

Daisha Simmons: 2 career, 2 this season  
 3/6/13 vs. Mississippi State (13 pts./10 rebs.)  
 11/19/12 vs. North Texas (14 pts./11 rebs.)

Meghan Perkins: 1 career  
 12/30/11 vs. Air Force (19 pts./10 rebs.)

## 2012-13 ALABAMA SUPERLATIVES

## GAME

Most points scored	97 vs. Southeastern Louisiana (Nov. 25, 2012)
Fewest points scored	35 vs. South Carolina (March 7, 2013)
Most points allowed	96 by Tennessee (Jan. 20, 2013)
Fewest points allowed	36 by Mississippi State (March 6, 2013)
Best FG percentage	.527 (39-74) vs. Southeastern Louisiana (Nov. 25, 2012)
Worst FG percentage	.227 (17-75) at Wisconsin (Dec. 1, 2012)
Best FG percentage by opponent	.583 (35-60) by Florida (Feb. 3, 2013)
Worst FG percentage by opponent	.226 (14-62) by Mississippi State (March 6, 2013)
Most rebounds	59 (32-27) at Houston (Nov. 13, 2012)
Fewest Rebounds	25 (10-15) at Texas A&M (Jan. 3, 2013)
Most rebounds by opponent	65 (12-53) by North Texas (Nov. 19, 2012)
Fewest rebounds by opponent	34 (13-21) vs. Southeastern Louisiana (Nov. 25, 2012)

## FIRST HALF

Most points scored	51 vs. Southeastern Louisiana (Nov. 25, 2012)
Fewest points scored	17 at Wisconsin (Dec. 1, 2012)
Most points allowed	49 by Tennessee (Jan. 20, 2013)
Fewest points allowed	16 vs. Jacksonville State (Nov. 11, 2012)
Best FG percentage	.514 (19-37) vs. LIU Brooklyn (Dec. 29, 2012)
Worst FG percentage	.148 (4-27) at Hawai'i (Dec. 30, 2012)
Best FG percentage by opponent	.629 (22-35) at Tennessee (Jan. 13, 2013)
Worst FG percentage by opponent	.200 (6-30) by Mississippi State (March 6, 2013)
Most rebounds	32 (15-17) at Mississippi (Jan. 13, 2013)
Fewest Rebounds	9 (1-8) at Texas A&M (Jan. 3, 2013)
Most rebounds by opponent	33 (13-20) by Kentucky (Jan. 6, 2013)
Fewest rebounds by opponent	16 (2-14) by Arkansas (Feb. 10, 2013)

## SECOND HALF

Most points scored	46 vs. Georgia (Jan. 10, 2013)
	46 vs. Southeastern Louisiana (Nov. 25, 2012)
	46 vs. Jacksonville State (Nov. 11, 2012)
Fewest points scored	17 vs. South Carolina (March 7, 2013)
Most points allowed	53 by Georgia (Jan. 10, 2013)
Fewest points allowed	19 by Mississippi State (March 6, 2013)
Best FG percentage	.583 (14-24) vs. Kentucky (Jan. 6, 2013)
Worst FG percentage	.222 (6-27) vs. South Carolina (March 7, 2013)
Best FG percentage by opponent	.613 (19-31) by South Carolina (March 7, 2013)
Worst FG percentage by opponent	.240 (6-25) by Hawai'i (Dec. 30, 2012)
Most rebounds	32 (16-16) at Houston (Nov. 13, 2012)
Fewest Rebounds	10 (2-8) at Mississippi (Jan. 13, 2013)
Most rebounds by opponent	34 (10-24) by Chattanooga (Dec. 8, 2012)
Fewest Rebounds by opponent	12 (5-7) by Southeastern Louisiana (Nov. 25, 2012)

## MISCELLANEOUS

Largest margin of victory	37 (80-43) vs. Jacksonville State (Nov. 11, 2012)
Smallest margin of victory	1 (44-43) at Hawai'i (Dec. 30, 2012)
Largest margin in a loss	42 (77-35) vs. South Carolina (March 7, 2013)
Smallest margin in a loss	6 (61-67) vs. Florida (Feb. 24, 2013)
	6 (59-65) at Georgia (Jan. 31, 2013)
	6 (58-52) vs. Wofford (Dec. 17, 2012)
Largest lead at halftime	28 (51-23) vs. Southeastern Louisiana (Nov. 25, 2012)
Largest deficit at halftime	22 (46-24) at Texas A&M (Jan. 3, 2013)
Largest rebounding margin	6 (48-42) vs. Arkansas-Pine Bluff (Nov. 17, 2012)
Smallest rebounding margin	0 (49-49) vs. Jacksonville State (Nov. 11, 2012)
Largest rebounding margin for an opponent	29 (53-24) by South Carolina (Feb. 7, 2013)

# 2012-13 REVIEW

## PLAYER GAME-BY-GAME (POINTS-REBOUNDS-ASSISTS)

Opponent	0	1	3	4	10	11	12	13	15	25	30	40
	Simmons	Steele	Robinson	Davis	Perkins	Merritt	Myers	Hegstetter	Waters	Hutchen	Jack	Horn
Jacksonville St.	4-4-2	4-1-0	9-1-1	2-2-1	14-5-1	4-2-0	19-3-3	3-3-1	0-0-0	2-3-0	3-2-0	5-1-1
at Houston	22-4-1	INJ	13-7-0	DNP	7-4-3	4-1-1	19-4-1	2-3-0	DNP	0-9-1	0-0-0	11-12-1
Ark.-Pine Bluff	10-5-5	INJ	14-5-1	DNP	14-4-4	3-1-0	11-3-1	5-5-0	DNP	3-3-0	4-5-0	12-3-1
North Texas	14-11-7	INJ	26-13-1	2-1-0	4-5-0	0-2-1	22-5-1	4-4-0	DNP	DNP	1-1-0	15-11-2
Southeastern La.	10-2-8	INJ	14-0-1	4-0-1	13-8-5	6-1-0	7-0-1	0-0-1	0-0-1	8-6-0	8-2-1	13-7-3
at Wisconsin	16-6-2	INJ	3-4-0	DNP	17-5-3	0-1-0	5-0-0	0-1-0	DNP	0-3-1	3-1-0	2-3-0
Chattanooga	20-3-6	INJ	5-4-1	DNP	2-5-0	0-0-0	12-3-1	0-2-0	DNP	2-4-0	2-2-0	4-3-1
at Troy	15-7-3	DNP	25-2-0	DNP	6-10-2	4-5-0	15-7-3	1-3-0	DNP	0-0-0	3-0-0	2-2-1
Wofford	4-2-0	DNP	8-2-2	DNP	18-2-0	6-2-3	0-3-0	0-1-0	0-0-0	0-1-0	0-2-0	4-8-1
Virginia	22-7-5	DNP	3-1-0	DNP	10-7-3	2-3-1	14-2-2	0-3-2	DNP	10-3-0	0-0-0	0-0-1
vs. Cincinnati	7-1-2	DNP	12-4-0	DNP	6-2-0	0-2-0	4-2-1	0-1-2	0-2-0	4-3-0	2-0-0	12-9-3
vs. LIU Brooklyn	6-5-8	DNP	7-4-4	0-1-0	8-2-2	5-1-0	14-4-1	4-1-2	2-1-0	0-0-0	6-4-0	5-3-1
at Hawai'i	4-2-0	DNP	13-2-0	DNP	1-3-0	2-0-1	10-2-0	2-6-0	0-1-1	0-1-0	0-0-0	7-8-2
at Texas A&M	12-2-4	DNP	6-3-2	DNP	8-5-1	2-0-0	0-0-0	2-0-0	2-0-0	2-4-0	3-0-0	8-4-0
Kentucky	9-5-5	DNP	3-4-3	DNP	18-6-1	1-2-0	17-2-0	0-0-1	DNP	2-2-1	0-0-0	10-3-2
Georgia	19-6-8	DNP	14-2-2	DNP	6-3-0	9-2-1	14-0-0	0-0-0	DNP	2-3-0	2-1-0	17-6-0
at Mississippi	11-3-6	DNP	10-6-2	DNP	15-7-7	0-1-0	14-2-0	0-0-0	0-2-0	2-3-0	2-1-0	17-6-6
at Tennessee	19-6-3	DNP	5-3-2	2-1-1	2-0-2	2-2-2	12-2-0	4-1-0	0-1-0	3-4-0	6-0-0	14-10-3
Auburn	11-7-4	DNP	13-3-5	DNP	11-9-2	DNP	23-5-0	DNP	DNP	0-0-0	0-0-0	1-4-0
Vanderbilt	15-5-5	DNP	9-1-0	DNP	6-9-0	DNP	13-3-0	DNP	DNP	2-2-0	3-0-1	5-4-1
at Georgia	10-4-1	DNP	10-5-3	DNP	6-9-4	0-0-1	12-2-0	6-5-1	DNP	DNP	5-0-0	10-10-2
at Florida	9-2-2	DNP	1-4-1	0-1-0	10-6-1	0-1-0	5-0-0	5-5-0	DNP	6-3-0	2-1-1	14-3-1
South Carolina	18-2-2	DNP	11-4-0	DNP	2-2-0	2-1-0	11-2-1	0-1-0	DNP	2-2-0	0-1-0	4-4-1
Arkansas	21-9-5	DNP	14-4-1	DNP	4-9-4	0-3-2	11-4-0	4-3-0	DNP	2-2-0	1-0-0	19-6-1
at Auburn	19-6-2	DNP	3-4-1	DNP	11-3-3	DNP	5-2-0	4-2-0	DNP	3-0-0	5-2-0	0-5-3
at Mississippi State	7-0-2	DNP	5-3-4	DNP	2-10-3	0-2-0	9-0-0	2-2-0	DNP	6-4-0	0-2-0	16-8-0
Florida	0-5-7	DNP	11-2-2	DNP	14-5-5	DNP	15-4-0	6-6-0	DNP	6-5-0	DNP	9-6-3
at LSU	10-3-3	DNP	4-7-4	2-0-0	INJ	4-2-0	3-2-2	4-3-0	DNP	4-6-0	2-0-0	9-6-2
Missouri	17-3-3	DNP	11-5-0	0-0-0	6-4-2	8-5-1	8-3-3	6-6-1	DNP	2-2-3	6-0-1	0-2-0
vs. Mississippi State	13-10-2	DNP	9-10-0	0-0-1	17-5-1	0-0-0	6-2-0	4-0-1	2-0-0	2-9-0	3-1-0	7-5-1
vs. South Carolina	10-5-2	DNP	2-2-3	0-0-0	0-1-0	0-2-0	3-1-0	8-7-0	2-1-0	2-3-0	2-1-0	6-5-0

## POINT PRODUCTION

Opponent	Back Court	Front Court	Starters	Reserves	Seniors	Juniors	Sophomores	Freshmen
Jacksonville St.	61	19	34	46	26	31	14	9
at Houston	65	18	53	30	16	32	33	2
Ark.-Pine Bluff	53	26	53	26	19	26	29	5
North Texas	68	20	56	32	4	48	30	6
Southeastern La.	57	40	58	39	33	21	39	4
at Wisconsin	43	7	38	12	21	8	21	0
Chattanooga	39	19	33	25	13	17	28	0
at Troy	67	13	52	28	19	40	20	1
Wofford	36	16	40	12	36	8	12	0
Virginia	55	18	37	36	24	17	32	0
Cincinnati	29	29	37	21	17	16	25	0
LIU Brooklyn	55	25	36	44	36	23	17	4
at Hawai'i	34	10	26	18	8	23	11	2
at Texas A&M	30	22	41	11	17	8	25	2
Kentucky	48	22	50	20	29	20	21	0
Georgia	62	21	70	13	15	28	40	0
at Mississippi	50	33	67	16	27	24	32	0
at Tennessee	42	27	52	17	4	17	42	6
Auburn	58	3	59	2	13	36	12	0
Vanderbilt	44	14	48	10	11	22	25	0
at Georgia	38	21	48	11	6	22	25	6
at Florida	25	29	39	15	12	6	31	5
South Carolina	44	9	46	7	7	22	24	0
Arkansas	50	30	37	43	8	25	43	4
at Auburn	38	15	41	12	14	8	27	4
at Mississippi State	23	28	27	24	6	14	29	2
Florida	40	21	40	21	14	26	15	6
at LSU	21	21	30	12	4	7	25	6
Missouri	50	14	40	24	14	19	25	6
vs. Mississippi State	47	16	50	13	17	17	25	4
vs. South Carolina	17	18	26	9	0	7	20	8
<b>TOTALS</b>	<b>1389</b>	<b>604</b>	<b>1364</b>	<b>649</b>	<b>507</b>	<b>638</b>	<b>796</b>	<b>92</b>

## GAME-BY-GAME HIGHS

Opponent	Result	Points	Rebounds	Assists	Steals	Blocked Shots
Jacksonville St.	W, 80-43	19, Shafontaye Myers	9, Alicia Mitcham	3, Shafontaye Myers	4, Meghan Perkins	1, Nikki Hegstetter
at Houston	W, 83-74	22, Daisha Simmons	12, Kaneisha Horn	3, Meghan Perkins	6, Shafontaye Myers	3, Meghan Perkins
Ark.-Pine Bluff	W, 79-60	14, two	5, two	5, Daisha Simmons	7, Daisha Simmons	2, Daisha Simmons
North Texas	W, 88-83 <sup>30T</sup>	26, Jasmine Robinson	13, Jasmine Robinson	7, Daisha Simmons	5, Jasmine Robinson	3, Daisha Simmons
Southeastern La.	W, 97-62	14, Jasmine Robinson	8, Meghan Perkins	8, Daisha Simmons	7, Meghan Perkins	2, Daisha Simmons
at Wisconsin	L, 50-69	17, Meghan Perkins	6, two	3, Meghan Perkins	4, Meghan Perkins	3, Meghan Perkins
Chattanooga	L, 58-72	20, Daisha Simmons	10, Alicia Mitcham	6, Daisha Simmons	5, Daisha Simmons	1, four
at Troy	W, 80-71	25, Jasmine Robinson	10, Meghan Perkins	5, Daisha Simmons	4, two	1, three
Wofford	L, 52-58	18, Meghan Perkins	8, Kaneisha Horn	3, Jessica Merritt	6, Jessica Merritt	1, seven
Virginia	W, 73-70 <sup>20T</sup>	22, Daisha Simmons	7, two	5, Daisha Simmons	5, Daisha Simmons	5, Meghan Perkins
vs. Cincinnati	W, 58-47	12, two	9, Kaneisha Horn	3, Kaneisha Horn	2, two	2, Meghan Perkins
vs. LIU Brooklyn	W, 80-58	14, Shafontaye Myers	7, Celiscia Farmer	8, Daisha Simmons	2, Daisha Simmons	3, Daisha Simmons
at Hawai'i	W, 44-43	13, Jasmine Robinson	8, Kaneisha Horn	2, Kaneisha Horn	3, Jasmine Robinson	2, Alicia Mitcham
at Texas A&M	L, 52-91	12, Daisha Simmons	5, Meghan Perkins	4, Daisha Simmons	2, two	2, Kaneisha Horn
Kentucky	L, 70-87	18, Meghan Perkins	6, Meghan Perkins	5, Daisha Simmons	1, five	2, Meghan Perkins
Georgia	L, 83-95	19, Daisha Simmons	6, two	8, Daisha Simmons	2, three	2, Meghan Perkins
Mississippi	W, 83-75	17, Kaneisha Horn	7, Meghan Perkins	7, Meghan Perkins	4, Meghan Perkins	1, Meghan Perkins
at Tennessee	L, 69-96	19, Daisha Simmons	10, Kaneisha Horn	3, two	2, Shafontaye Myers	none
Auburn	W, 61-51	23, Shafontaye Myers	12, Alicia Mitcham	5, Jasmine Robinson	2, two	2, Meghan Perkins
Vanderbilt	L, 58-67	15, Daisha Simmons	9, Meghan Perkins	5, Daisha Simmons	3, three	2, Celiscia Farmer
at Georgia	L, 59-65	12, Shafontaye Myers	10, Kaneisha Horn	4, Meghan Perkins	4, Jasmine Robinson	1, Daisha Simmons
at Florida	L, 54-87	14, Kaneisha Horn	6, Meghan Perkins	2, Daisha Simmons	2, four	1, three
South Carolina	L, 53-65	18, Daisha Simmons	4, two	3, Alicia Mitcham	1, three	1, two
Arkansas	L, 80-91 <sup>30T</sup>	21, Daisha Simmons	10, Alicia Mitcham	5, Daisha Simmons	3, Jasmine Robinson	2, Meghan Perkins
at Auburn	L, 53-70	19, Daisha Simmons	6, Daisha Simmons	3, two	4, Daisha Simmons	1, three
at Mississippi State	L, 51-75	16, Kaneisha Horn	10, Meghan Perkins	4, Jasmine Robinson	4, Jessica Merritt	4, Meghan Perkins
Florida	L, 61-67	15, Shafontaye Myers	6, two	7, Daisha Simmons	3, Briana Hutchen	2, two
at LSU	L, 42-76	10, Daisha Simmons	7, Jasmine Robinson	4, Jasmine Robinson	2, two	1, two
Missouri	L, 64-88	17, Daisha Simmons	6, Nikki Hegstetter	3, three	2, Emily Davis	2, two
vs. Mississippi State	W, 63-36	17, Meghan Perkins	10, two	2, Daisha Simmons	5, Jasmine Robinson	2, Daisha Simmons
vs. South Carolina	L, 35-77	10, Daisha Simmons	7, Nikki Hegstetter	3, Jasmine Robinson	1, Nikki Hegstetter	none

## MISCELLANEOUS STATS (ALABAMA-OPPONENT)

Opponent	Largest Lead	Largest Deficit	Lead Changes	Ties	Largest Run	Pts. in the Paint	Pts. off TOs	2nd Chance	Fast Break
Jacksonville St.	38 (2nd-4:26)	None	0	0	15-3	33-12	33-10	15-9	17-2
at Houston	11 (2nd-0:13)	1 (1st-9:40)	2	1	18-7	22-38	21-10	25-22	0-4
Ark.-Pine Bluff	19 (2nd-1:15)	None	0	0	16-6	24-24	41-9	18-8	14-12
North Texas	15 (1st-11:01)	2 (2OT-1:16)	6	7	21-6	35-36	19-21	26-10	9-12
Southeastern La.	38 (2nd-0:31)	2 (1st-18:47)	1	1	17-2	50-20	34-11	17-15	20-12
at Wisconsin	None	30 (2nd-14:01)	0	0	10-0	20-28	26-14	12-8	2-8
Chattanooga	None	17 (2nd-18:47)	0	3	16-6	28-22	19-19	13-12	8-4
at Troy	12 (2nd-0:34)	3 (1st-0:32)	9	8	11-5	36-42	18-9	16-10	10-6
Wofford	9 (1st-7:32)	10 (2nd-12:55)	4	2	8-0	36-22	24-21	7-10	12-4
Virginia	7 (1st-5:16)	7 (1st-16:25)	9	10	13-4	22-26	21-20	13-21	8-4
vs. Cincinnati	11 (2nd-1:00)	4 (1st-18:24)	5	5	7-0	28-22	18-10	9-8	2-2
vs. LIU Brooklyn	28 (2nd-7:42)	2 (1st-18:26)	2	3	13-2	32-32	20-15	15-16	4-4
at Hawai'i	3 (1st-2:10)	6 (1st-10:12)	7	8	8-0	18-16	17-9	11-9	2-0
at Texas A&M	4 (1st-17:58)	39 (2nd-3:04)	5	0	5-0	16-48	10-17	6-21	4-24
Kentucky	2 (1st-19:25)	22 (2nd-1:16)	3	3	15-7	28-26	13-10	14-25	6-2
Georgia	3 (1st-9:27)	19 (2nd-7:57)	10	3	12-3	30-48	17-17	11-8	12-18
at Mississippi	15 (1st-5:51)	None	0	0	10-2	40-34	9-16	15-14	6-10
at Tennessee	3 (1st-14:45)	33 (2nd-3:53)	2	4	6-0	32-50	17-18	14-15	13-16
Auburn	19 (2nd-5:34)	5 (1st-12:59)	2	1	20-4	20-28	14-11	8-9	10-6
Vanderbilt	2 (1st-17:46)	11 (2nd-2:27)	11	13	8-0	30-30	33-11	8-17	2-6
at Georgia	1 (1st-16:08)	17 (2nd-10:59)	2	0	21-8	20-24	14-20	8-13	2-6
at Florida	1 (1st-19:38)	34 (3rd-1:28)	1	0	7-1	18-44	11-17	10-12	2-15
South Carolina	None	20 (2nd-7:47)	0	0	11-4	22-42	10-18	10-28	6-4
Arkansas	8 (1st-14:11)	11 (3OT-0:15)	8	9	10-4	28-32	25-23	9-14	12-8
at Auburn	None	28 (2nd-18:10)	0	0	12-6	14-28	13-20	11-12	0-10
at Mississippi State	None	27 (2nd-0:42)	0	1	8-0	18-38	12-19	13-28	6-6
Florida	13 (2nd-11:16)	7 (1st-11:42)	4	4	20-6	30-28	22-9	12-15	8-8
at LSU	None	36 (2nd-0:37)	0	0	12-4	22-28	6-21	4-21	0-2
Missouri	3 (1st-18:24)	32 (2nd-3:32)	5	3	7-0	12-26	14-15	9-19	6-10
vs. Mississippi State	29 (2nd-0:21)	2 (1st-16:30)	3	1	28-9	30-12	12-2	8-4	6-0
vs. South Carolina	3 (1st-16:11)	42 (2nd-0:09)	3	3	4-0	14-40	8-13	9-19	0-6
<b>TOTALS</b>	---	---	---	---	---	<b>808-926</b>	<b>471-455</b>	<b>376-452</b>	<b>209-221</b>

# 2012-13 REVIEW

## STARTING LINEUPS

Opponent	Result	GUARD	GUARD	GUARD	GUARD/FORWARD	FORWARD
Jacksonville St.	W, 80-43	Daisha Simmons	Jasmine Robinson	Meghan Perkins	Briana Hutchen	Kaneisha Horn
at Houston	W, 83-74	Daisha Simmons	Jasmine Robinson	Meghan Perkins	Briana Hutchen	Kaneisha Horn
Ark.-Pine Bluff	W, 79-60	Daisha Simmons	Jasmine Robinson	Meghan Perkins	Briana Hutchen	Kaneisha Horn
North Texas	W, 88-83 <sup>30T</sup>	Daisha Simmons	Shafontaye Myers	Meghan Perkins	Brittany Jack	Kaneisha Horn
Southeastern La.	W, 97-62	Daisha Simmons	Jasmine Robinson	Meghan Perkins	Briana Hutchen	Kaneisha Horn
at Wisconsin	L, 50-69	Daisha Simmons	Jasmine Robinson	Meghan Perkins	Briana Hutchen	Kaneisha Horn
Chattanooga	L, 58-72	Daisha Simmons	Jasmine Robinson	Meghan Perkins	Briana Hutchen	Kaneisha Horn
at Troy	W, 80-71	Daisha Simmons	Jasmine Robinson	Meghan Perkins	Jessica Merritt	Kaneisha Horn
Wofford	L, 52-58	Daisha Simmons	Jasmine Robinson	Meghan Perkins	Jessica Merritt	Kaneisha Horn
Virginia	W, 73-70 <sup>20T</sup>	Daisha Simmons	Jasmine Robinson	Meghan Perkins	Jessica Merritt	Kaneisha Horn
vs. Cincinnati	W, 58-47	Daisha Simmons	Jasmine Robinson	Meghan Perkins	Jessica Merritt	Kaneisha Horn
vs. LIU Brooklyn	W, 80-58	Daisha Simmons	Jasmine Robinson	Meghan Perkins	Alicia Mitcham	Kaneisha Horn
at Hawai'i	W, 44-43	Daisha Simmons	Jasmine Robinson	Meghan Perkins	Alicia Mitcham	Kaneisha Horn
at Texas A&M	L, 52-91	Daisha Simmons	Jasmine Robinson	Meghan Perkins	Alicia Mitcham	Kaneisha Horn
Kentucky	L, 70-87	Daisha Simmons	Jasmine Robinson	Meghan Perkins	Alicia Mitcham	Kaneisha Horn
Georgia	L, 83-95	Daisha Simmons	Jasmine Robinson	Meghan Perkins	Shafontaye Myers	Kaneisha Horn
at Mississippi	W, 83-75	Daisha Simmons	Jasmine Robinson	Meghan Perkins	Shafontaye Myers	Kaneisha Horn
at Tennessee	L, 69-96	Daisha Simmons	Jasmine Robinson	Meghan Perkins	Shafontaye Myers	Kaneisha Horn
Auburn	W, 61-51	Daisha Simmons	Jasmine Robinson	Meghan Perkins	Shafontaye Myers	Kaneisha Horn
Vanderbilt	L, 58-67	Daisha Simmons	Jasmine Robinson	Meghan Perkins	Shafontaye Myers	Kaneisha Horn
at Georgia	L, 59-65	Daisha Simmons	Jasmine Robinson	Meghan Perkins	Shafontaye Myers	Kaneisha Horn
at Florida	L, 54-87	Daisha Simmons	Jasmine Robinson	Meghan Perkins	Shafontaye Myers	Kaneisha Horn
South Carolina	L, 53-65	Daisha Simmons	Jasmine Robinson	Meghan Perkins	Shafontaye Myers	Kaneisha Horn
Arkansas	L, 80-91 <sup>30T</sup>	Meghan Perkins	Jasmine Robinson	Shafontaye Myers	Alicia Mitcham	Nikki Hegstetter
at Auburn	L, 53-70	Daisha Simmons	Jasmine Robinson	Shafontaye Myers	Meghan Perkins	Alicia Mitcham
at Mississippi State	L, 51-75	Daisha Simmons	Jasmine Robinson	Shafontaye Myers	Meghan Perkins	Alicia Mitcham
Florida	L, 61-67	Daisha Simmons	Jasmine Robinson	Meghan Perkins	Nikki Hegstetter	Kaneisha Horn
at LSU	L, 42-76	Daisha Simmons	Jasmine Robinson	Shafontaye Myers	Nikki Hegstetter	Kaneisha Horn
Missouri	L, 64-88	Daisha Simmons	Jasmine Robinson	Meghan Perkins	Nikki Hegstetter	Kaneisha Horn
vs. Mississippi State	W, 63-36	Daisha Simmons	Jasmine Robinson	Meghan Perkins	Nikki Hegstetter	Kaneisha Horn
vs. South Carolina	L, 35-77	Daisha Simmons	Jasmine Robinson	Meghan Perkins	Nikki Hegstetter	Kaneisha Horn

## 2012-13 OVERALL GAME STATISTICS

Record: 13-18 • Home: 6-9 • Away: 4-8 • Neutral: 3-1

No.	Name	GP-GS	Min/Avg	FG-FGA	Pct	3FG-3FGA	Pct	FT-FTA	Pct	Off	Def	Tot	Avg	PF-FO	A	TO	Blk	Stl	Pts/Avg
00	Simmons, Daisha	31-30	1038/33.5	135-374	.361	41-127	.323	73-110	.664	52	92	144	4.6	85-1	117	108	20	66	384/12.4
12	Myers, Shafontaye	31-13	819/26.4	116-378	.307	80-287	.279	21-29	.724	14	60	74	2.4	50-0	21	26	4	41	333/10.7
03	Robinson, Jasmine	31-30	897/28.9	102-285	.358	21-80	.263	68-128	.531	48	73	121	3.9	60-1	46	69	4	49	293/9.5
10	Perkins, Meghan	30-30	745/24.8	94-230	.409	5-23	.217	63-91	.692	73	82	155	5.2	85-4	60	71	38	56	256/8.5
40	Horn, Kaneisha	31-28	747/24.1	92-302	.305	6-39	.154	68-104	.654	39	128	167	5.4	98-4	44	86	10	38	258/8.3
32	Mitcham, Alicia	23-7	496/21.6	49-127	.386	0-6	.000	39-65	.600	52	68	120	5.2	29-0	14	28	13	16	137/6.0
01	Steele, Jasmine	1-0	8/8.0	0-5	.000	0-3	.000	4-6	.667	1	0	1	1.0	0-0	0	0	0	1	4/4.0
25	Hutchen, Briana	29-6	318/11.0	32-84	.381	0-0	.000	13-29	.448	34	55	89	3.1	40-0	6	18	6	19	77/2.7
13	Hegstetter, Nikki	29-6	479/16.5	30-105	.286	0-10	.000	16-26	.615	41	33	74	2.6	46-0	12	31	9	9	76/2.6
30	Jack, Brittany	30-1	287/9.6	28-98	.286	14-63	.222	4-10	.400	14	15	29	1.0	20-0	4	11	2	5	74/2.5
11	Merritt, Jessica	27-4	278/10.3	25-77	.325	3-17	.176	13-17	.765	20	24	44	1.6	24-0	13	19	3	25	66/2.4
05	Farmer, Celiscia	18-0	146/8.1	13-43	.302	1-8	.125	4-6	.667	21	24	45	2.5	16-0	5	12	5	4	31/1.7
22	Lee, Khristin	3-0	18/6.0	1-5	.200	0-0	.000	2-4	.500	4	0	4	1.3	8-0	4	3	0	2	4/1.3
04	Davis, Emily	10-0	64/6.4	6-15	.400	0-2	.000	0-0	.000	3	3	6	0.6	2-0	4	0	1	3	12/1.2
15	Waters, Erika	11-0	59/5.4	1-6	.167	0-2	.000	6-7	.857	4	4	8	0.7	4-0	2	3	0	0	8/0.7
TM	TEAM									73	75	148	4.8			5			
	<b>Total</b>	<b>31</b>		<b>724-2134</b>	<b>.339</b>	<b>171-667</b>	<b>.256</b>	<b>394-632</b>	<b>.623</b>	<b>493</b>	<b>736</b>	<b>1229</b>	<b>39.6</b>	<b>567-10</b>	<b>352</b>	<b>490</b>	<b>115</b>	<b>334</b>	<b>2013/64.9</b>
	<b>Opponents</b>	<b>31</b>		<b>785-1936</b>	<b>.405</b>	<b>122-458</b>	<b>.266</b>	<b>477-668</b>	<b>.714</b>	<b>509</b>	<b>1034</b>	<b>1543</b>	<b>49.8</b>	<b>586-17</b>	<b>414</b>	<b>678</b>	<b>122</b>	<b>242</b>	<b>2169/70.0</b>
	<b>Score by Period</b>	<b>First</b>	<b>Second</b>	<b>OT1</b>	<b>OT2</b>	<b>OT3</b>	<b>Total</b>												
	Alabama	910	1039	28	24	12	2013												
	Opponents	980	1122	28	21	18	2169												

2012-13 REVIEW

**2012-13 SOUTHEASTERN CONFERENCE GAME STATISTICS**

Record: 2-14 • Home: 1-7 • Away: 1-7

No.	Name	GP-GS	Min/Avg	FG-FGA	Pct	3FG-3FGA	Pct	FT-FTA	Pct	Off	Def	Tot	Avg	PF-FO	A	TO	Blk	Stl	Pts/Avg
00	Simmons, Daisha	16-15	557/34.8	77-197	.391	22-66	.333	31-49	.633	21	47	68	4.3	45-0	62	61	5	24	207/12.9
12	Myers, Shafontaye	16-12	450/28.1	60-180	.333	44-139	.317	8-10	.800	5	28	33	2.1	28-0	6	17	2	15	172/10.8
40	Horn, Kaneisha	16-13	398/24.9	57-162	.352	5-21	.238	34-48	.708	14	73	87	5.4	55-3	25	47	6	18	153/9.6
03	Robinson, Jasmine	16-16	479/29.9	47-138	.341	9-44	.205	27-52	.519	17	43	60	3.8	36-1	32	44	0	20	130/8.1
10	Perkins, Meghan	15-15	392/26.1	41-118	.347	5-19	.263	34-48	.708	43	44	87	5.8	45-3	35	37	19	21	121/8.1
32	Mitcham, Alicia	11-5	236/21.5	16-51	.314	0-2	.000	19-27	.704	21	32	53	4.8	11-0	11	10	5	6	51/4.6
13	Hegstetter, Nikki	14-4	252/18.0	19-59	.322	0-2	.000	5-10	.500	19	15	34	2.4	25-0	3	16	4	2	43/3.1
25	Hutchen, Briana	15-0	167/11.1	19-47	.404	0-0	.000	6-15	.400	14	28	42	2.8	24-0	4	7	5	9	44/2.9
30	Jack, Brittany	15-0	148/9.9	14-51	.275	8-35	.229	1-2	.500	5	3	8	0.5	11-0	3	7	2	3	37/2.5
11	Merritt, Jessica	12-0	117/9.8	10-30	.333	2-9	.222	6-9	.667	8	13	21	1.8	8-0	7	6	2	8	28/2.3
04	Davis, Emily	4-0	27/6.8	2-5	.400	0-0	.000	0-0	.000	1	1	2	0.5	0-0	1	0	0	3	4/1.0
15	Waters, Erika	3-0	9/3.0	0-1	.000	0-1	.000	2-2	1.00	1	2	3	1.0	0-0	0	0	0	0	2/0.7
05	Farmer, Celiscia	6-0	43/7.2	0-12	.000	0-3	.000	1-2	.500	3	7	10	1.7	1-0	0	6	3	2	1/0.2
TM	TEAM									32	36	68	4.3			3			
	Total	16		362-1051	.344	95-341	.279	174-274	.635	204	372	576	36.0	289-7	189	261	53	131	993/62.1
	Opponents	16		457-1044	.438	69-244	.283	263-359	.733	262	531	793	49.6	271-6	256	294	63	132	1246/77.9

Score by Period	First	Second	OT1	OT2	OT3	Total
Alabama	451	520	10	8	4	993
Opponents	580	633	10	8	15	1246

**2012-13 NON-CONFERENCE GAME STATISTICS**

Record: 11-4 • Home: 5-2 • Away: 3-1 • Neutral 3-1

No.	Name	GP-GS	Min/Avg	FG-FGA	Pct	3FG-3FGA	Pct	FT-FTA	Pct	Off	Def	Tot	Avg	PF-FO	A	TO	Blk	Stl	Pts/Avg
00	Simmons, Daisha	15-15	481/32.1	58-177	.328	19-61	.311	42-61	.689	31	45	76	5.1	40-1	55	47	15	42	177/11.8
03	Robinson, Jasmine	15-14	418/27.9	55-147	.374	12-36	.333	41-76	.539	31	30	61	4.1	24-0	14	25	4	29	163/10.9
12	Myers, Shafontaye	15-1	369/24.6	56-198	.283	36-148	.243	13-19	.684	9	32	41	2.7	22-0	15	9	2	26	161/10.7
10	Perkins, Meghan	15-15	353/23.5	53-112	.473	0-4	.000	29-43	.674	30	38	68	4.5	40-1	25	34	19	35	135/9.0
32	Mitcham, Alicia	12-2	260/21.7	33-76	.434	0-4	.000	20-38	.526	31	36	67	5.6	18-0	3	18	8	10	86/7.2
40	Horn, Kaneisha	15-15	349/23.3	35-140	.250	1-18	.056	34-56	.607	25	55	80	5.3	43-1	19	39	4	20	105/7.0
01	Steele, Jasmine	1-0	8/8.0	0-5	.000	0-3	.000	4-6	.667	1	0	1	1.0	0-0	0	0	0	1	4/4.0
11	Merritt, Jessica	15-4	161/10.7	15-47	.319	1-8	.125	7-8	.875	12	11	23	1.5	16-0	6	13	1	17	38/2.5
05	Farmer, Celiscia	12-0	103/8.6	13-31	.419	1-5	.200	3-4	.750	18	17	35	2.9	15-0	5	6	2	2	30/2.5
30	Jack, Brittany	15-1	139/9.3	14-47	.298	6-28	.214	3-8	.375	9	12	21	1.4	9-0	1	4	0	2	37/2.5
25	Hutchen, Briana	14-6	151/10.8	13-37	.351	0-0	.000	7-14	.500	20	27	47	3.4	16-0	2	11	1	10	33/2.4
13	Hegstetter, Nikki	15-2	227/15.1	11-46	.239	0-8	.000	11-16	.688	22	18	40	2.7	21-0	9	15	5	7	33/2.2
22	Lee, Khristin	3-0	18/6.0	1-5	.200	0-0	.000	2-4	.500	4	0	4	1.3	8-0	4	3	0	2	4/1.3
04	Davis, Emily	6-0	37/6.2	4-10	.400	0-2	.000	0-0	.000	2	2	4	0.7	2-0	3	0	1	0	8/1.3
15	Waters, Erika	8-0	50/6.3	1-5	.200	0-1	.000	4-5	.800	3	2	5	0.6	4-0	2	3	0	0	6/0.8
TM	TEAM									41	39	80	5.3			2			
	Total	15		362-1083	.334	76-326	.233	220-358	.615	289	364	653	43.5	278-3	163	229	62	203	1020/68.0
	Opponents	15		328-892	.368	53-214	.248	214-309	.693	247	503	750	50.0	315-11	158	384	59	110	923/61.5

Score by Period	First	Second	OT1	OT2	OT3	Total
Alabama	459	519	18	16	8	1020
Opponents	400	489	18	13	3	923

**2012-13 HOME GAME STATISTICS**

Record: 6-9

No.	Name	GP-GS	Min/Avg	FG-FGA	Pct	3FG-3FGA	Pct	FT-FTA	Pct	Off	Def	Tot	Avg	PF-FO	A	TO	Blk	Stl	Pts/Avg
12	Myers, Shafontaye	15-6	440/29.3	69-200	.345	46-146	.315	13-19	.684	8	34	42	2.8	26-0	13	16	2	20	197/13.1
00	Simmons, Daisha	15-14	526/35.1	72-189	.381	17-51	.333	33-54	.611	28	48	76	5.1	40-1	72	54	11	43	194/12.9
03	Robinson, Jasmine	15-14	434/28.9	57-147	.388	12-43	.279	39-72	.542	24	27	51	3.4	30-1	20	27	1	22	165/11.0
10	Perkins, Meghan	15-15	412/27.5	47-116	.405	3-12	.250	43-60	.717	36	47	83	5.5	36-1	28	43	20	31	140/9.3
40	Horn, Kaneisha	15-14	345/23.0	46-141	.326	4-20	.200	22-42	.524	20	48	68	4.5	52-3	18	42	3	22	118/7.9
32	Mitcham, Alicia	11-2	260/23.6	26-71	.366	0-2	.000	21-36	.583	29	38	67	6.1	14-0	9	17	6	11	73/6.6
01	Steele, Jasmine	1-0	8/8.0	0-5	.000	0-3	.000	4-6	.667	1	0	1	1.0	0-0	0	0	0	1	4/4.0
11	Merritt, Jessica	12-2	137/11.4	15-41	.366	2-6	.333	11-15	.733	7	17	24	2.0	10-0	8	12	1	12	43/3.6
25	Hutchen, Briana	14-4	161/11.5	18-34	.529	0-0	.000	7-12	.583	15	22	37	2.6	19-0	4	10	4	11	43/3.1
13	Hegstetter, Nikki	13-3	212/16.3	11-49	.224	0-7	.000	6-10	.600	18	16	34	2.6	17-0	6	14	7	5	28/2.2
30	Jack, Brittany	14-1	134/9.6	11-42	.262	4-22	.182	4-10	.400	10	6	16	1.1	11-0	3	2	1	3	30/2.1
22	Lee, Khristin	2-0	10/5.0	1-4	.250	0-0	.000	2-4	.500	3	0	3	1.5	5-0	3	1	0	2	4/2.0
04	Davis, Emily	4-0	30/7.5	4-7	.571	0-1	.000	0-0	.000	2	1	3	0.8	2-0	2	0	0	2	8/2.0
05	Farmer, Celiscia	9-0	82/9.1	4-20	.200	1-6	.167	1-3	.333	10	16	26	2.9	5-0	5	8	3	4	10/1.1
15	Waters, Erika	3-0	8/2.7	0-0	.000	0-0	.000	0-0	.000	0	0	0	0.0	0-0	1	0	0	0	0/0.0
TM	TEAM									35	38	73	4.9			2			
	Total	15		381-1066	.357	89-319	.279	206-343	.601	246	358	604	40.3	267-6	192	248	59	189	1057/70.5
	Opponents	15		381-940	.405	73-261	.280	224-305	.734	240	513	753	50.2	307-14	184	381	46	121	1059/70.6

Score by Period	First	Second	OT1	OT2	OT3	Total
Alabama	475	518	28	24	12	1057
Opponents	452	540	28	21	18	1059

# 2012-13 REVIEW

## 2012-13 AWAY GAME STATISTICS

Record: 4-8

No.	Name	GP-GS	Min/Avg	FG-FGA	Pct	3FG-3FGA	Pct	FT-FTA	Pct	Off	Def	Tot	Avg	PF-FO	A	TO	Blk	Stl	Pts/Avg
00	Simmons, Daisha	12-12	395/32.9	51-153	.333	21-65	.323	31-43	.721	19	28	47	3.9	34-0	31	39	4	19	154/12.8
40	Horn, Kaneisha	12-10	296/24.7	35-124	.282	2-16	.125	38-49	.776	16	61	77	6.4	34-0	21	33	7	13	110/9.2
12	Myers, Shafontaye	12-7	291/24.3	38-142	.268	28-112	.250	5-6	.833	3	20	23	1.9	20-0	6	8	1	17	109/9.1
03	Robinson, Jasmine	12-12	348/29.0	33-100	.330	6-28	.214	26-45	.578	18	32	50	4.2	25-0	19	38	2	21	98/8.2
10	Perkins, Meghan	11-11	265/24.1	33-92	.359	2-10	.200	17-25	.680	33	29	62	5.6	41-3	29	24	14	20	85/7.7
32	Mitcham, Alicia	10-4	190/19.0	16-43	.372	0-2	.000	11-20	.550	22	25	47	4.7	10-0	5	10	4	5	43/4.3
13	Hegstetter, Nikki	12-1	181/15.1	12-37	.324	0-2	.000	8-14	.571	14	17	31	2.6	20-0	1	13	2	2	32/2.7
30	Jack, Brittany	12-0	113/9.4	12-43	.279	7-31	.226	0-0	.000	3	4	7	0.6	7-0	1	8	1	1	31/2.6
25	Hutchen, Briana	11-2	113/10.3	11-38	.289	0-0	.000	4-13	.308	14	23	37	3.4	17-0	2	5	2	8	26/2.4
11	Merritt, Jessica	11-1	117/10.6	8-31	.258	0-9	.000	2-2	1.00	11	4	15	1.4	12-0	5	6	2	13	18/1.6
04	Davis, Emily	3-0	18/6.0	2-5	.400	0-0	.000	0-0	.000	1	1	2	0.7	0-0	1	0	0	1	4/1.3
05	Farmer, Celiscia	7-0	44/6.3	4-14	.286	0-2	.000	0-0	.000	6	6	12	1.7	7-0	0	2	2	0	8/1.1
15	Waters, Erika	4-0	21/5.3	0-2	.000	0-2	.000	2-2	1.00	2	2	4	1.0	0-0	1	1	0	0	2/0.5
22	Lee, Khristin	1-0	8/8.0	0-1	.000	0-0	.000	0-0	.000	1	0	1	1.0	3-0	1	2	0	0	0/0.0
TM	TEAM									32	26	58	4.8			3			
	<b>Total</b>	<b>12</b>		<b>255-825</b>	<b>.309</b>	<b>66-279</b>	<b>.237</b>	<b>144-219</b>	<b>.658</b>	<b>195</b>	<b>278</b>	<b>473</b>	<b>39.4</b>	<b>230-3</b>	<b>123</b>	<b>192</b>	<b>41</b>	<b>120</b>	<b>720/60.0</b>
	<b>Opponents</b>	<b>12</b>		<b>327-764</b>	<b>.428</b>	<b>36-140</b>	<b>.257</b>	<b>202-281</b>	<b>.719</b>	<b>204</b>	<b>413</b>	<b>617</b>	<b>51.4</b>	<b>210-3</b>	<b>188</b>	<b>231</b>	<b>62</b>	<b>100</b>	<b>892/74.3</b>

Score by Period	First	Second	Total
Alabama	320	400	720
Opponents	434	458	892

## 2012-13 NEUTRAL GAME STATISTICS

Record: 3-1

No.	Name	GP-GS	Min/Avg	FG-FGA	Pct	3FG-3FGA	Pct	FT-FTA	Pct	Off	Def	Tot	Avg	PF-FO	A	TO	Blk	Stl	Pts/Avg
32	Mitcham, Alicia	2-1	46/23.0	7-13	.538	0-2	.000	7-9	.778	1	5	6	3.0	5-0	0	1	3	0	21/10.5
00	Simmons, Daisha	4-4	117/29.3	12-32	.375	3-11	.273	9-13	.692	5	16	21	5.3	11-0	14	15	5	4	36/9.0
10	Perkins, Meghan	4-4	68/17.0	14-22	.636	0-1	.000	3-6	.500	4	6	10	2.5	8-0	3	4	4	5	31/7.8
03	Robinson, Jasmine	4-4	115/28.8	12-38	.316	3-9	.333	3-11	.273	6	14	20	5.0	5-0	7	4	1	6	30/7.5
40	Horn, Kaneisha	4-4	106/26.5	11-37	.297	0-3	.000	8-13	.615	3	19	22	5.5	12-1	5	11	0	3	30/7.5
12	Myers, Shafontaye	4-0	88/22.0	9-36	.250	6-29	.207	3-4	.750	3	6	9	2.3	4-0	2	2	1	4	27/6.8
05	Farmer, Celiscia	2-0	20/10.0	5-9	.556	0-0	.000	3-3	1.00	5	2	7	3.5	4-0	0	2	0	0	13/6.5
13	Hegstetter, Nikki	4-2	86/21.5	7-19	.368	0-1	.000	2-2	1.00	9	0	9	2.3	9-0	5	4	0	2	16/4.0
30	Jack, Brittany	4-0	40/10.0	5-13	.385	3-10	.300	0-0	.000	1	5	6	1.5	2-0	0	1	0	1	13/3.3
25	Hutchen, Briana	4-0	44/11.0	3-12	.250	0-0	.000	2-4	.500	5	10	15	3.8	4-0	0	3	0	0	8/2.0
15	Waters, Erika	4-0	30/7.5	1-4	.250	0-0	.000	4-5	.800	2	2	4	1.0	4-0	0	2	0	0	6/1.5
11	Merritt, Jessica	4-1	24/6.0	2-5	.400	1-2	.500	0-0	.000	2	3	5	1.3	2-0	0	1	0	0	5/1.3
04	Davis, Emily	3-0	16/5.3	0-3	.000	0-1	.000	0-0	.000	0	1	1	0.3	0-0	1	0	1	0	0/0.0
TM	Team									6	11	17	4.3			0			
	<b>Total</b>	<b>4</b>		<b>88-243</b>	<b>.362</b>	<b>16-69</b>	<b>.232</b>	<b>44-70</b>	<b>.629</b>	<b>52</b>	<b>100</b>	<b>152</b>	<b>38.0</b>	<b>70-1</b>	<b>37</b>	<b>50</b>	<b>15</b>	<b>25</b>	<b>236/59.0</b>
	<b>Opponents</b>	<b>4</b>		<b>77-232</b>	<b>.332</b>	<b>13-57</b>	<b>.228</b>	<b>51-82</b>	<b>.622</b>	<b>65</b>	<b>108</b>	<b>173</b>	<b>43.2</b>	<b>69-0</b>	<b>42</b>	<b>66</b>	<b>14</b>	<b>21</b>	<b>218/54.5</b>

Score by Period	First	Second	Total
Alabama	115	121	236
Opponents	94	124	218

## 2012-13 POSTSEASON GAME STATISTICS (SEC TOURNAMENT)

Record: 1-1

No.	Name	GP-GS	Min/Avg	FG-FGA	Pct	3FG-3FGA	Pct	FT-FTA	Pct	Off	Def	Tot	Avg	PF-FO	A	TO	Blk	Stl	Pts/Avg
00	Simmons, Daisha	2-2	65/32.5	7-20	.350	2-7	.286	7-9	.778	5	10	15	7.5	5-0	4	6	2	0	23/11.5
10	Perkins, Meghan	2-2	34/17.0	7-13	.538	0-0	.000	3-4	.750	2	4	6	3.0	4-0	1	1	1	3	17/8.5
40	Horn, Kaneisha	2-2	53/26.5	6-18	.333	0-2	.000	1-4	.250	1	9	10	5.0	8-1	1	6	0	0	13/6.5
13	Hegstetter, Nikki	2-2	64/32.0	5-15	.333	0-1	.000	2-2	1.00	7	0	7	3.5	7-0	1	3	0	2	12/6.0
03	Robinson, Jasmine	2-2	59/29.5	5-20	.250	1-4	.250	0-3	.000	4	8	12	6.0	3-0	3	1	0	5	11/5.5
12	Myers, Shafontaye	2-0	43/21.5	3-20	.150	1-15	.067	2-2	1.00	1	2	3	1.5	0-0	0	2	0	3	9/4.5
30	Jack, Brittany	2-0	25/12.5	2-8	.250	1-6	.167	0-0	.000	0	2	2	1.0	0-0	0	1	0	1	5/2.5
15	Waters, Erika	2-0	10/5.0	0-0	.000	0-0	.000	4-4	1.00	0	1	1	0.5	2-0	0	0	0	0	4/2.0
25	Hutchen, Briana	2-0	32/16.0	1-7	.143	0-0	.000	2-4	.500	4	8	12	6.0	3-0	0	3	0	0	4/2.0
04	Davis, Emily	2-0	7/3.5	0-0	.000	0-0	.000	0-0	.000	0	0	0	0.0	0-0	1	0	0	0	0/0.0
11	Merritt, Jessica	2-0	8/4.0	0-0	.000	0-0	.000	0-0	.000	0	2	2	1.0	0-0	0	0	0	0	0/0.0
TM	TEAM									4	5	9	4.5			0			
	<b>Total</b>	<b>2</b>		<b>36-121</b>	<b>.298</b>	<b>5-35</b>	<b>.143</b>	<b>21-32</b>	<b>.656</b>	<b>28</b>	<b>51</b>	<b>79</b>	<b>39.5</b>	<b>32-1</b>	<b>11</b>	<b>23</b>	<b>3</b>	<b>14</b>	<b>98/49.0</b>
	<b>Opponents</b>	<b>2</b>		<b>42-117</b>	<b>.359</b>	<b>10-38</b>	<b>.263</b>	<b>19-36</b>	<b>.528</b>	<b>30</b>	<b>59</b>	<b>89</b>	<b>44.5</b>	<b>32-0</b>	<b>24</b>	<b>28</b>	<b>10</b>	<b>8</b>	<b>113/56.5</b>

Score by Period	First	Second	Total
Alabama	41	57	98
Opponents	45	68	113

2012-13 REVIEW

## 2012-13 GAME-BY-GAME TEAM STATISTICS

Opponent	Date	Score	W/L	FG-FGA	Pct	3FG-FGA	Pct	FT-FTA	Pct	Off	Def	Tot	Avg	PF	A	TO	Blk	Stl	Pts/Avg
Alabama	11/11	80-43	W	28-78	.359	5-23	.217	19-34	.559	23	25	48	48.0	23	14	14	1	20	80/80.0
Jacksonville State				12-46	.261	1-8	.125	18-24	.750	12	37	49	49.0	29	5	38	4	6	43/43.0
Alabama	11/13	83-74	W	25-85	.294	9-26	.346	24-33	.727	32	27	59	53.5	29	9	21	7	19	83/81.5
at Houston				29-75	.387	1-11	.091	15-27	.556	26	35	61	55.0	27	9	27	8	10	74/58.5
Alabama	11/17	79-60	W	23-71	.324	5-27	.185	28-48	.583	25	22	47	51.3	19	13	18	3	23	79/80.7
Arkansas-Pine Bluff				20-50	.400	3-14	.214	17-21	.810	11	31	42	50.7	32	6	40	4	7	60/59.0
Alabama	11/19	88-83	W <sup>OT</sup>	31-97	.320	8-35	.229	18-35	.514	23	35	58	53.0	22	12	17	5	14	88/82.5
North Texas				27-71	.380	4-24	.167	25-31	.806	12	53	65	54.2	29	13	28	3	11	83/65.0
Alabama	11/25	97-62	W	39-74	.527	5-12	.417	14-16	.875	16	22	38	50.0	13	25	17	2	16	97/85.4
Southeastern Louisiana				24-58	.414	4-17	.235	10-12	.833	13	21	34	50.2	16	10	31	0	5	62/64.4
Alabama	12/1	50-69	L	17-75	.227	5-31	.161	11-20	.550	22	16	38	48.0	15	7	15	7	14	50/79.5
at Wisconsin				25-57	.439	6-12	.500	13-17	.765	19	40	59	51.7	19	17	31	6	6	69/65.2
Alabama	12/8	58-72	L	22-76	.289	5-22	.227	9-14	.643	16	24	40	46.9	14	9	10	4	14	58/76.4
Chattanooga				28-65	.431	10-25	.400	6-10	.600	16	41	57	52.4	17	17	22	2	4	72/66.1
Alabama	12/15	80-71	W	29-84	.345	8-29	.276	14-26	.538	22	31	53	47.6	14	11	11	3	13	80/76.9
at Troy				29-70	.414	3-17	.176	10-13	.769	12	38	50	52.1	19	13	20	6	7	71/66.8
Alabama	12/17	52-58	L	23-69	.333	0-12	.000	6-10	.600	21	16	37	46.4	20	6	25	7	19	52/74.1
Wofford				20-50	.400	1-5	.200	17-24	.708	17	27	44	51.2	13	7	31	5	16	58/65.8
Alabama	12/21	73-70	W <sup>OT</sup>	24-76	.316	7-23	.304	18-29	.621	24	23	47	46.5	19	16	22	6	17	73/74.0
Virginia				25-71	.352	6-15	.400	14-19	.737	27	36	63	52.4	27	12	32	3	14	70/66.2
Alabama	12/28	58-47	W	22-54	.407	2-13	.154	12-23	.522	10	21	31	45.1	17	8	11	6	8	58/72.5
vs. Cincinnati				16-47	.340	2-9	.222	13-19	.684	11	26	37	51.0	20	9	22	2	4	47/64.5
Alabama	12/29	80-58	W	30-68	.441	9-21	.429	11-15	.733	14	28	42	44.8	21	18	16	6	3	80/73.2
vs. LIU Brooklyn				19-68	.279	1-10	.100	19-27	.704	24	23	47	50.7	17	9	16	2	9	58/63.9
Alabama	12/30	44-43	W	13-55	.236	3-17	.176	15-23	.652	13	23	36	44.2	20	4	9	2	9	44/70.9
at Hawai'i				12-47	.255	1-9	.111	18-29	.621	17	36	53	50.8	18	7	18	4	3	43/62.3
Alabama	1/3	52-91	L	21-64	.328	2-10	.200	8-12	.667	10	15	25	42.8	19	7	12	4	8	52/69.6
at Texas A&M				35-65	.538	2-8	.250	19-27	.704	18	34	52	50.9	11	24	12	5	7	91/64.4
Alabama	1/6	70-87	L	23-58	.397	7-19	.368	17-28	.607	9	21	30	41.9	20	13	16	2	5	70/69.6
No. 6 Kentucky				28-70	.400	8-31	.258	23-27	.852	22	32	54	51.1	25	14	18	3	7	87/65.9
Alabama	1/10	83-95	L	33-69	.478	9-14	.643	8-14	.571	11	20	31	41.2	17	11	17	2	8	83/70.4
No. 13 Georgia				36-64	.563	5-14	.357	18-24	.750	12	30	42	50.6	18	10	21	2	11	95/67.7
Alabama	1/13	83-75	W	30-67	.448	5-16	.313	18-22	.818	17	25	42	41.3	21	22	18	1	8	83/71.2
at Ole Miss				25-65	.385	3-12	.250	22-32	.688	20	21	41	50.0	19	14	16	1	10	75/68.1
Alabama	1/20	69-96	L	27-78	.346	8-26	.308	7-12	.583	14	24	38	41.1	22	13	14	0	6	69/71.1
at No. 9 Tennessee				38-70	.543	1-11	.091	19-23	.826	11	39	50	50.0	14	23	17	9	8	96/69.7
Alabama	1/24	61-51	W	19-64	.297	9-27	.333	14-27	.519	20	31	51	41.6	16	13	18	5	8	61/70.5
Auburn				19-62	.306	0-10	.000	13-22	.591	17	31	48	49.9	22	5	20	6	6	51/68.7
Alabama	1/27	58-67	L	21-64	.328	3-17	.176	13-21	.619	10	19	29	41.0	18	7	15	5	14	58/69.9
Vanderbilt				24-55	.436	2-10	.200	17-24	.708	13	36	49	49.8	17	13	27	5	5	67/68.6
Alabama	1/31	59-65	L	20-57	.351	8-31	.258	11-13	.846	9	32	41	41.0	15	12	23	1	10	59/69.4
at No. 13 Georgia				23-67	.343	5-18	.278	14-18	.778	15	28	43	49.5	17	16	18	3	12	65/68.4
Alabama	2/3	54-87	L	19-74	.257	3-23	.130	13-19	.684	18	15	33	40.6	18	6	12	3	9	54/68.7
at Florida				35-60	.583	6-12	.500	11-16	.688	12	39	51	49.6	17	22	20	6	5	87/69.3
Alabama	2/7	53-65	L	21-55	.382	6-15	.400	5-11	.455	8	16	24	39.9	17	7	12	2	3	53/68.0
South Carolina				26-65	.400	2-18	.111	11-19	.579	24	29	53	49.7	11	13	14	2	5	65/69.1
Alabama	2/10	80-91	L <sup>OT</sup>	28-79	.354	6-20	.300	18-29	.621	17	38	55	40.5	27	15	25	4	10	80/68.5
Arkansas				32-79	.405	7-22	.318	20-29	.690	14	38	52	49.8	26	20	23	4	13	91/70.0
Alabama	2/17	53-70	L	19-58	.328	7-25	.280	8-16	.500	14	19	33	40.2	17	11	18	3	10	53/67.9
at Auburn				26-55	.473	3-6	.500	15-21	.714	14	30	44	49.6	17	21	19	1	7	70/70.0
Alabama	2/21	51-75	L	17-65	.262	5-18	.278	12-15	.800	16	24	40	40.2	19	10	21	8	7	51/67.2
at Mississippi State				26-66	.394	3-9	.333	20-27	.741	20	35	55	49.8	21	11	17	11	13	75/70.2
Alabama	2/24	61-67	L	24-69	.348	5-25	.200	8-14	.571	14	23	37	40.1	12	17	12	5	11	61/67.0
Florida				28-65	.431	7-20	.350	4-5	.800	15	33	48	49.7	11	16	21	2	7	67/70.1
Alabama	2/28	42-76	L	18-63	.286	3-27	.111	3-8	.375	8	27	35	39.9	21	11	18	2	7	42/66.1
at LSU				24-67	.358	2-15	.133	26-31	.839	20	38	58	50.0	11	11	16	2	12	76/70.3
Alabama	3/3	64-88	L	22-67	.328	9-28	.321	11-13	.846	9	23	32	39.7	10	14	10	6	7	64/66.0
Missouri				32-69	.464	13-28	.464	11-14	.786	15	38	53	50.1	14	23	15	1	4	88/70.9
Alabama	3/6	63-36	W	22-64	.344	3-17	.176	16-22	.727	15	33	48	39.9	14	6	13	3	13	63/65.9
vs. Mississippi State				14-62	.226	4-26	.154	4-9	.444	13	29	42	49.9	20	10	20	6	3	36/69.7
Alabama	3/7	35-77	L	14-57	.246	2-18	.111	5-10	.500	13	18	31	39.6	18	5	10	0	1	35/64.9
vs. South Carolina				28-55	.509	6-12	.500	15-27	.556	17	30	47	49.8	12	14	8	4	5	77/70.0

# 2012-13 REVIEW

## GAME 1

**JACKSONVILLE STATE 43**  
**ALABAMA 80**

**Nov. 11, 2012 • Tuscaloosa, Ala.**  
**Foster Auditorium • 1,042**

Junior Shafontaye Myers recorded a career-high 19 points to pace a balanced Alabama offense to an 80-43 win in its 2012-13 season opener against Jacksonville State on Sunday in Foster Auditorium.

With all 15 Crimson Tide players contributing to the victory, Alabama would never trail in the game. Joining Myers in doubles figures was senior Meghan Perkins, who added 14 points. Senior Alicia Mitcham recorded a game-high nine rebounds, while Perkins and senior Celiscia Farmer supplied an additional five each.

The Tide held the Gamecocks to a 26.1 percent from the field in addition to forcing 33 turnovers, 20 of which were steals. Alabama also grabbed 47 rebounds, including 24 on the offensive glass. The Tide recorded 33 points in the paint compared to Jacksonville State's 12.

## JACKSONVILLE STATE 43

Player	FG	3FG	FT	R	TP	A	MIN
Truss*	0-1	0-0	0-0	1	0	1	17
McCarthy*	0-9	0-4	9-10	2	9	3	34
Morton*	3-10	0-2	3-5	6	9	1	28
Morrow	3-8	0-0	2-2	9	8	0	32
Hisel*	2-2	0-0	3-4	4	7	0	20
Avant	1-2	1-1	0-0	1	3	0	7
McLin	0-3	0-0	0-1	4	0	0	7
Gardler	2-7	0-1	0-0	6	4	0	28
Banks	0-1	0-0	0-0	2	0	0	8
Brown	1-3	0-0	1-2	5	3	0	19
TEAM				9			
Totals	12-46	1-8	18-24	49	43	5	200

	Half (16)	Final
FG%	.269 (7-26)	.261
3FG%	.000 (0-0)	.125
FT%	.400 (2-5)	.750

## ALABAMA 80

Player	FG	3FG	FT	R	TP	A	MIN
Simmons*	2-9	0-2	0-0	4	4	2	20
Robinson*	3-5	1-2	2-4	1	9	1	16
Perkins*	3-3	0-0	8-10	5	14	1	17
Hutchen*	1-2	0-0	0-2	2	2	0	10
Horn*	2-9	0-2	1-2	1	5	1	19
Steele	0-5	0-3	4-6	1	4	0	8
Davis	1-3	0-0	0-0	2	2	1	11
Farmer	1-5	0-1	0-1	5	2	2	16
Merritt	2-4	0-0	0-0	2	4	0	12
Myers	7-15	3-9	2-4	3	19	3	17
Hegstetter	1-6	0-1	1-2	3	3	1	13
Waters	0-0	0-0	0-0	0	0	0	0
Lee	1-2	0-0	1-2	2	3	2	4
Jack	1-3	1-2	0-0	2	3	0	14
Mitcham	3-7	0-1	0-1	9	6	0	19
TEAM				6			
Totals	28-78	5-23	19-34	48	80	14	200

	Half (34)	Final
FG%	.333 (13-39)	.359
3FG%	.231 (3-13)	.271
FT%	.741 (5-7)	.559

Fouls: UA 23 (Lee, 4), JSU 29 (Three, 5). Turnovers: UA 14 (Horn, 4), JSU 38 (Morton, 9). Blocks: UA 1 (Hegstetter, 1), JSU 4 (Brown, 3). Steals: UA 20 (Perkins, 4), JSU 6 (Morton, 2).

## GAME 2

**ALABAMA 83**  
**HOUSTON 74**

**Nov. 13, 2012 • Houston, Texas**  
**Hofheinz Pavilion • 560**

Sophomore Daisha Simmons recorded 22 points and junior Shafontaye Myers added another 19 to lead Alabama to an 83-74 victory over Houston on Tuesday at Hofheinz Pavilion.

Joining Simmons and Myers in doubles figures was junior Jasmine Robinson with 13 as well as sophomore Kaneisha Horn, who finished with a double-double of 11 points and 12 rebounds.

Simmons hit the first points of the contest with a three-pointer at the 18:51 mark. The Tide remained in front until six unanswered points put the Cougars on top, 18-17, with 9:35 to play in the opening half. From there, Alabama used an 18-7 run to take a 10-point advantage with just over four minutes to play in the first. The Tide would stay in front and take a 39-33 lead into the locker room at halftime.

The second half would start the same as the first with Simmons drilling a three-pointer. She would hit her second shot from beyond the arc minutes later to put Alabama in front by 10 yet again. Houston slowly chipped into the Tide lead, cutting it to four at the 8:32 mark, but a four-point play from Myers on the ensuing play pushed the edge back out to eight. The Cougars would come no closer than six for the duration of the contest.

## ALABAMA 83

Player	FG	3FG	FT	R	TP	A	MIN
Hutchen*	0-6	0-0	0-0	9	0	1	17
Horn*	2-9	0-2	7-10	12	11	1	26
Simmons*	6-15	4-6	6-6	4	22	1	28
Robinson*	4-13	0-1	5-7	7	13	0	29
Perkins*	3-9	0-0	1-1	4	7	3	17
Farmer	0-1	0-0	0-0	1	0	0	3
Merritt	2-4	0-1	0-0	1	4	1	9
Myers	6-17	5-14	2-3	4	19	1	30
Hegstetter	0-2	0-1	2-4	3	2	0	12
Lee	0-1	0-0	0-0	1	0	1	8
Jack	0-1	0-1	0-0	0	0	0	5
Mitcham	2-7	0-0	1-2	7	5	0	16
TEAM				6			
Totals	25-85	9-26	24-33	59	83	9	200

	Half (39)	Final
FG%	.333 (16-48)	.294
3FG%	.313 (5-16)	.346
FT%	.667 (2-3)	.727

## HOUSTON 74

Player	FG	3FG	FT	R	TP	A	MIN
Amerson*	4-11	0-1	2-4	5	10	0	28
Ashton*	5-12	0-1	0-1	12	10	0	24
Campbell*	2-11	0-2	1-2	7	5	2	30
Thompson*	3-5	0-0	3-7	17	9	2	39
Landry*	5-10	0-0	3-5	4	13	2	19
Winslow	0-0	0-0	0-0	0	0	1	7
Smith	2-7	0-3	4-4	4	8	2	26
Palmer	8-19	1-4	2-4	4	19	0	27
Alford	0-0	0-0	0-0	0	0	0	0
TEAM				8			
Totals	29-75	1-11	15-27	61	74	9	200

	Half (33)	Final
FG%	.382 (13-34)	.387
3FG%	.000 (0-2)	.091
FT%	.583 (7-12)	.556

Fouls: UA 29 (Perkins, 5), UH 27 (Landry, 5; Palmer, 5). Turnovers: UA 21 (Horn, 7), UH 27 (Landry, 9). Blocks: UA 7 (Perkins, 3), UH 8 (Thompson, 3). Steals: UA 19 (Myers, 6), UH 10 (Smith, 3).

## GAME 3

**ARKANSAS-PINE BLUFF 79**  
**ALABAMA 60**

**Nov. 17, 2012 • Tuscaloosa, Ala.**  
**Foster Auditorium • 714**

The women's basketball team defeated Arkansas-Pine Bluff, 79-60, Saturday at Foster Auditorium to improve to 3-0 on the season. Senior Meghan Perkins and junior Jasmine Robinson led the Crimson Tide in scoring with 14 points apiece.

Joining Perkins and Robinson in double figures was redshirt sophomore Kaneisha Horn, scoring 12 points, junior Shafontaye Myers with 11 points and sophomore Daisha Simmons, who added 10 points. Simmons also added a game-high seven steals and five assists.

Golden Lion senior LaKendra Marsh recorded a game-high 16 points, while senior Jenise Gentry collected a game-best six rebounds.

## ARKANSAS-PINE BLUFF 79

Player	FG	3FG	FT	R	TP	A	MIN
Lasane*	2-5	0-1	2-2	5	6	2	29
Cassidy*	5-17	1-7	2-3	0	13	0	38
Thompson*	0-1	0-0	2-2	2	2	1	16
Okwumbua*	3-6	0-0	4-4	5	10	1	27
Gentry*	2-5	0-0	2-2	6	6	0	17
Haggie	0-0	0-0	0-0	0	0	0	7
Walker	1-2	0-0	0-0	5	2	1	10
Mitchell	2-2	0-0	0-0	4	0	0	9
Marsh	5-9	2-6	4-5	2	16	1	27
Victorian	0-3	0-0	0-0	1	0	0	10
Rollins	0-0	0-0	1-3	4	1	0	10
TEAM				8			
Totals	20-50	3-14	17-21	42	60	6	200

	Half (27)	Final
FG%	.360 (9-25)	.400
3FG%	.286 (2-7)	.214
FT%	.778 (7-9)	.810

## ALABAMA 60

Player	FG	3FG	FT	R	TP	A	MIN
Simmons*	3-7	1-2	3-4	5	10	5	30
Robinson*	4-8	1-3	5-8	5	14	1	29
Perkins*	5-7	0-0	4-8	4	14	4	31
Hutchen*	1-2	0-0	1-2	3	3	0	7
Horn*	3-10	0-1	6-10	3	12	1	23
Farmer	0-0	0-0	0-0	4	0	0	3
Merritt	1-3	0-1	1-2	1	3	0	10
Myers	4-20	3-16	0-0	3	11	1	28
Hegstetter	1-3	0-1	3-4	5	5	0	11
Lee	0-2	0-0	1-2	1	1	1	6
Jack	1-5	0-3	2-6	5	4	0	11
Mitcham	0-4	0-0	2-2	3	2	0	11
TEAM				5			
Totals	23-71	5-27	28-48	47	79	13	200

	Half (35)	Final
FG%	.294 (10-34)	.324
3FG%	.091 (1-11)	.185
FT%	.583 (14-24)	.583

Fouls: UA 19 (Horn, 4), A-PB 32 (Okwumbua, 5; Gentry, 5). Turnovers: UA 18 (Simmons, 3; Robinson, 3), A-PB 40 (Okwumbua, 10). Blocks: UA 3 (Simmons, 2), A-PB 4 (Four with 1). Steals: UA 23 (Simmons, 7), A-PB 7 (Lasane, 2; Cassidy, 2).

## GAME 4

**NORTH TEXAS 83**  
**ALABAMA 88<sup>30T</sup>**

**Nov. 19, 2012 • Tuscaloosa, Ala.**  
**Foster Auditorium • 888**

Junior Jasmine Robinson scored 14 of her 26 points in overtime to lead the Crimson Tide women's basketball team to an 88-83 victory over North Texas on Monday in Foster Auditorium.

Alabama led by as many as 15 points in the second half, but a 19-4 run by North Texas at the end of regulation sent the game into overtime. The Mean Green led towards the end of the first two bonus periods, but key free throws with two seconds remaining in the first and a jumper with four seconds left in the second by sophomore Daisha Simmons sent the game into its third, and final, overtime.

In the third, it was all Alabama as the Tide outscored the Mean Green, 8-3. A basket by sophomore Kaneisha Horn followed by a three-point by junior Shafontaye Myers got Alabama out to an 85-80 lead with just over one minute played. North Texas converted on the three-point play moments later to cut the Tide lead down to two, but the Mean Green would get no closer for the duration of the contest.

In addition to her career-high 26 points, Robinson also had a career-best 13 rebounds for her first double-double. She was joined by Horn, who finished with 15 points and 11 rebounds, and Simmons, who added 14 points and 11 boards. Myers also recorded her fourth-straight game in double figures with 22 points.

## NORTH TEXAS 83

Player	FG	3FG	FT	R	TP	A	MIN
Stanley*	4-11	0-3	0-0	10	8	0	31
Hyder*	2-5	1-1	3-4	11	8	0	30
Christian*	0-3	0-1	0-0	2	0	1	12
Dawkins*	6-15	0-4	6-6	6	18	2	41
Nelson*	1-5	0-2	0-0	4	2	1	25
Evans	3-3	0-0	0-0	3	6	1	16
Blakely	2-5	0-1	4-6	7	8	1	31
McCoy	4-12	1-7	7-8	4	16	4	46
Tac	0-0	0-0	0-0	0	0	0	1
Goodwin	5-12	2-5	5-7	10	17	3	42
TEAM				8			
Totals	27-71	4-24	25-31	65	83	13	275

	Half (31)	Final
FG%	.406 (13-32)	.380
3FG%	.111 (1-9)	.167
FT%	1.00 (4-4)	.806

## ALABAMA 88

Player	FG	3FG	FT	R	TP	A	MIN
Jack*	0-1	0-1	1-2	1	1	0	13
Horn*	6-19	0-1	3-8	11	15	2	50
Simmons*	4-16	1-8	5-8	11	14	7	53
Perkins*	2-3	0-0	0-0	5	4	0	13
Myers*	8-28	6-21	0-2	5	22	1	45
Robinson	9-18	1-4	7-13	13	26	1	44
Davis	1-1	0-0	0-0	1	0	0	3
Farmer	0-1	0-0	0-0	2	0	0	6
Merritt	0-3	0-0	0-0	2	0	1	11
Hegstetter	1-7	0-0	2-2	4	4	0	37
TEAM				3			
Totals	31-97	8-35	18-35	58	88	12	275

	Half (37)	Final
FG%	.350 (14-40)	.320
3FG%	.200 (3-15)	.229
FT%	.667 (6-9)	.514

Fouls: UA 22 (Simmons, 4; Robinson, 4), NT 29 (Three, 5). Turnovers: UA 17 (Simmons, 6), NT 28 (McCoy, 6). Blocks: UA 5 (Simmons, 3), NT 3 (Three, 1). Steals: UA 14 (Robinson, 5), NT 11 (McCoy, 4).



GAME 5

**SOUTHEASTERN LOUISIANA 62**  
**ALABAMA 97**

Nov. 25, 2012 • Tuscaloosa, Ala.  
Foster Auditorium • 956

The women's basketball team defeated Southeastern Louisiana, 97-62, in Foster Auditorium Sunday afternoon to improve to 5-0 on the season.

The Crimson Tide saw five players score double figure points, led by junior Jasmine Robinson's 14-point performance. She was followed by senior Meghan Perkins and sophomore Kaneisha Horn, who each had 13 points, senior Alicia Mitcham with 11 and sophomore Daisha Simmons, who chipped in 10. Perkins also added a game-high eight rebounds and seven steals, while Simmons dished out a game-best five assists.

As a team, Alabama shot 52.7 percent from the floor for the game, hitting 39 of its 74 attempts. The Tide forced 31 Lady Lion turnovers from which Alabama scored 34 points. The Tide also had one of its best games sharing the basketball as it finished with 25 assists.

Alabama got off to a quick start, outscoring Southeastern Louisiana 11-2 in the first four minutes of the game. The Tide continued to gradually distance itself from the Lady Lions and took a 28-point advantage into the locker room at halftime.

Alabama's lead in the second half hovered around 30 points until Southeastern Louisiana was able to cut it to 25 with 4:15 to play. From there, the Tide went on a 15-5 run to close out the game and remain undefeated on the season.

**SOUTHEASTERN LOUISIANA 62**

Player	FG	3FG	FT	R	TP	A	MIN
Gibson*	7-11	0-0	0-0	5	14	1	27
Simmons*	2-6	0-0	1-2	5	5	2	26
Styles*	3-5	1-2	2-2	1	9	4	26
Hoskins*	5-15	2-8	0-0	2	12	1	26
Miller*	2-5	1-1	2-2	3	7	1	24
Hernandez	1-5	0-4	2-2	1	4	0	13
Morris	0-2	0-1	2-2	3	2	0	11
Mims	1-4	0-1	1-2	3	3	1	24
Pool	3-5	0-0	0-0	6	6	0	24
TEAM	5						
Totals	24-58	4-17	10-12	34	62	10	200

	Half (23)	Final
FG%	.321 (9-28)	.414
3FG%	.000 (0-6)	.235
FT%	.833 (5-6)	.833

**ALABAMA 97**

Player	FG	3FG	FT	R	TP	A	MIN
Hutchen*	4-4	0-0	0-0	6	8	0	18
Horn*	5-8	1-2	2-2	7	13	3	23
Simmons*	4-10	0-1	2-2	2	10	8	28
Robinson*	6-14	2-2	0-0	0	14	1	22
Perkins*	4-8	0-0	5-5	8	13	5	25
Davis	2-3	0-1	0-0	4	1	7	7
Farmer	1-1	1-1	0-0	3	3	1	11
Merritt	2-3	0-0	2-2	1	6	0	9
Myers	2-6	1-4	2-2	0	7	1	13
Hegstetter	0-1	0-0	0-0	0	0	1	8
Waters	0-0	0-0	0-0	0	0	1	2
Jack	4-7	0-1	0-0	2	8	1	17
Mitcham	5-9	0-0	1-3	5	11	0	16
TEAM	4						
Totals	39-74	5-12	14-16	38	97	25	200

	Half (51)	Final
FG%	.487 (19-39)	.527
3FG%	.500 (3-6)	.417
FT%	.833 (10-12)	.875

Fouls: UA 13 (Horn, 3), SELA (Styles, 4). Turnovers: UA 17 (Perkins, 5), SELA 31 (Styles, 7; Miller, 7). Blocks: UA 2 (Simmons, 2), SELA 0. Steals: UA 16 (Perkins, 7), SELA 5 (Five, 1).

GAME 6

**ALABAMA 50**  
**WISCONSIN 69**

Dec. 1, 2012 • Madison, Wis.  
Kohl Center • 3,511

The women's basketball team was unable to get much going offensively, shooting 22.7 percent from the floor, in a 69-50 loss to Wisconsin on Saturday at the Kohl Center.

Wisconsin started the game on an 11-6 run and went on to score 11 unanswered points over the next five minutes to build a 22-6 advantage. Alabama would pull within 13 points on two occasions but was unable to get any closer. The Tide hit only five of its 31 attempts from the floor, while the Badgers connected on 14 of their 31 shots. Alabama's top three scorers went 0-14 over the 20 minute span.

Wisconsin continued to distance itself from the Tide, taking as much as a 30 point lead in the second half. Alabama put together a 10-0 run late but was unable to overcome the deficit.

Senior Meghan Perkins finished as the leading scorer for Alabama with 17 points, while sophomore Daisha Simmons added another 16 points for the Tide.

The Badgers had their best offensive performance of the season, hitting 43.9 percent of their shots, including six three pointers. Wisconsin also out-rebounded the Tide 59-38; however the Badgers committed 31 turnovers compared to Alabama's 15.

**ALABAMA 50**

Player	FG	3FG	FT	R	TP	A	MIN
Hutchen*	0-2	0-0	0-0	3	0	1	10
Horn*	1-9	0-4	0-0	3	2	0	14
Simmons*	4-17	3-8	5-9	6	16	2	35
Robinson*	0-3	0-2	3-3	4	3	0	25
Perkins*	7-17	0-0	3-6	5	17	3	36
Farmer	1-4	0-2	0-0	2	2	0	10
Merritt	0-1	0-0	0-0	1	0	0	8
Myers	2-12	1-10	0-0	0	0	0	22
Hegstetter	0-0	0-0	0-0	1	0	0	7
Jack	1-5	1-5	0-0	1	3	0	8
Mitcham	1-5	0-0	0-2	6	2	1	25
TEAM	6						
Totals	17-75	5-31	11-20	38	50	7	200

	Half (17)	Final
FG%	.161 (5-31)	.227
3FG%	.000 (0-11)	.161
FT%	.875 (7-8)	.550

**WISCONSIN 69**

Player	FG	3FG	FT	R	TP	A	MIN
Gulczynski*	3-7	1-1	0-1	8	7	5	36
Rochel*	3-5	0-0	0-0	12	6	0	23
Bauman*	4-4	3-3	0-0	4	11	2	26
Paige*	7-19	2-6	8-9	3	24	3	36
Stephen*	1-3	0-1	0-0	11	2	3	30
Malone	0-1	0-0	0-0	0	0	0	3
Brown	1-6	0-1	2-2	3	4	1	18
Whyte	6-9	0-0	1-2	5	13	3	19
Cichy	0-2	0-0	2-3	1	2	0	7
Kryuchkova	0-1	0-0	0-0	1	0	0	2
TEAM	11						
Totals	25-57	6-12	13-17	59	69	17	200

	Half (35)	Final
FG%	.452 (14-31)	.439
3FG%	.429 (3-7)	.500
FT%	.800 (4-5)	.765

Fouls: UA 15 (Perkins, 4), UW 19 (Gulczynski, 4). Turnovers: UA 15 (Simmons, 6), UW 31 (Stephen, 7; Whyte, 7). Blocks: UA 7 (Perkins, 3), UW 6 (Rochel, 5). Steals: UA 14 (Perkins, 4), UW 6 (Stephen, 4).

GAME 7

**CHATTANOOGA 72**  
**ALABAMA 58**

Dec. 8, 2012 • Tuscaloosa, Ala.  
Foster Auditorium • 1,158

The women's basketball team dropped a 72-58 decision to the Chattanooga Lady Mocs on Saturday afternoon at Foster Auditorium.

Crimson Tide sophomore Daisha Simmons led the game in scoring with 20 points while senior Alicia Mitcham recorded a team high 10 rebounds and 11 points for her first double-double of the season. Chattanooga was led by junior Ashlen Dewart, who recorded 19 points, and senior Kayla Christopher, who contributed 10 points and 10 rebounds.

In the opening minutes of the game, the two teams went basket-for-basket heading into the first media stoppage tied at 7-7. The Lady Mocs came out of the timeout outscoring the Tide 19-3 over the next five minutes of action. Alabama used an 8-0 run later in the half to set the score at 31-23, but Chattanooga responded with a three-pointer on the ensuing possession to extend its lead back out to double digits. The Lady Mocs would head into halftime with a 41-27 advantage.

Chattanooga took its largest lead of the game at the 18:47 mark of the second half, pulling ahead by 17. From there, Alabama went on a 16-6 run over the next eight minutes of play, setting the score at 52-45. The Lady Mocs would score 12 of the next 15 points to push the game out of reach for the Tide.

**CHATTANOOGA 72**

Player	FG	3FG	FT	R	TP	A	MIN
Christopher*	3-7	3-7	1-2	10	10	4	35
Black*	1-6	0-1	0-0	6	2	5	33
Lambert*	4-15	2-4	3-3	9	13	3	34
Hall*	6-11	1-5	1-1	7	14	1	25
Dewart*	9-13	0-1	1-4	8	19	0	30
Payne	0-0	0-0	0-0	0	0	0	0*
Towns	4-5	3-3	0-0	2	11	4	21
Downes	1-4	1-3	0-0	4	3	0	11
Bramblett	0-2	0-0	0-0	1	0	0	4
Jackson	0-2	0-1	0-0	3	0	0	7
TEAM	7						
Totals	28-65	10-25	6-10	57	72	17	200

	Half (41)	Final
FG%	.485 (16-33)	.431
3FG%	.500 (8-16)	.400
FT%	1.00 (1-1)	.600

**ALABAMA 58**

Player	FG	3FG	FT	R	TP	A	MIN
Simmons*	8-19	2-5	2-4	3	20	6	38
Robinson*	2-10	1-3	0-2	4	5	1	23
Perkins*	1-8	0-1	0-0	5	2	0	36
Hutchen*	0-1	0-0	2-2	4	2	0	10
Horn*	2-9	0-1	0-0	3	4	1	20
Merritt	0-1	0-0	0-0	0	0	0	5
Myers	4-14	2-7	2-2	3	12	1	27
Hegstetter	0-3	0-3	0-0	2	0	0	10
Jack	1-4	0-2	0-0	2	2	0	9
Mitcham	4-7	0-0	3-4	10	11	0	22
TEAM	4						
Totals	22-76	5-22	9-14	40	58	9	200

	Half (27)	Final
FG%	.324 (11-34)	.289
3FG%	.200 (2-10)	.227
FT%	.750 (3-4)	.643

Fouls: UA 14 (Robinson, 4), UTC 17 (Hall, 4). Turnovers: UA 10 (Simmons, 3), UTC 22 (Three, 4). Blocks: UA 4 (Four, 1), UTC 2 (Lambert, 1; Dewart, 1). Steals: UA 14 (Simmons, 5), UTC 4 (Lambert, 2).

GAME 8

**ALABAMA 80**  
**TROY 71**

Dec. 15, 2012 • Troy, Ala.  
Trojan Arena • 536

Junior Jasmine Robinson scored a game-high 25 points to lead the women's basketball team to an 80-71 victory at Troy on Saturday.

Joining Robinson in double figures was junior Shaontaye Myers and sophomore Daisha Simmons, who each added 15 points. Senior Meghan Perkins had a game-best 10 rebounds while Robinson and senior Jessica Merritt notched four steals apiece.

The game went back and forth over the first six minutes until a 7-0 run by Alabama, including five straight points from Myers, put the Tide on top 16-10. Alabama held onto the lead until the 5:25 mark when a layup by Troy junior Britney McCloud tied the game at 21. On the ensuing play, Robinson buried a three-pointer giving the Tide the lead again. The Trojans scored 10 of the next 14 points to take a 31-28 lead with 32 seconds remaining in the first. Just as it looked like Alabama wouldn't get a shot off, Simmons drills a basket from beyond the arc, locking the game at 31 heading into the break.

The Tide opened the second half on a 7-2 run before Troy scored six unanswered for the 39-38 edge at the 15:20 mark. The Trojans led by as many as three and remained in front until a three from Robinson gave Alabama a 53-51 advantage with 10:51 to go. The Tide went on to score 11 of the next 16 points to take an eight-point lead, its largest of the game to that point. Troy pulled within three late in the game but was unable to get any closer.

**ALABAMA 80**

Player	FG	3FG	FT	R	TP	A	MIN
Horn*	1-5	0-0	0-1	2	2	1	14
Simmons*	5-14	1-4	4-5	9	15	5	39
Robinson*	8-16	3-6	6-13	2	25	0	33
Perkins*	3-11	0-0	0-0	10	6	2	19
Merritt*	1-8	0-2	2-2	5	4	0	31
Farmer	1-2	0-0	0-0	2	2	0	6
Myers	6-19	3-15	0-0	7	15	3	24
Hegstetter	0-1	0-0	1-2	3	1	0	3
Hutchen	0-0	0-0	0-0	0	0	0	2
Jack	1-3	1-1	0-0	0	3	0	6
Mitcham	3-5	0-1	1-3	9	7	0	23
TEAM	4						
Totals	29-84	8-29	14-26	53	80	11	200

	Half (31)	Final
FG%	.333 (13-39)	.345
3FG%	.357 (5-14)	.276
FT%	.000 (0-3)	.538

**TROY 71**

Player	FG	3FG	FT	R	TP	A	MIN
Coleman*	4-9	0-2	0-0	9	8	1	31
Harden*	1-5	1-2	2-2	5	5	1	27
Beverly-Kelley*	5-17	1-3	0-0	6	11	0	34
McApption*	4-4	0-0	4-5	9	12	2	26
McCloud*	10-18	0-3	3-4	7	23	4	37
Kleeman	0-2	0-0	0-0	0	0	0	3
Bowie	2-8	0-4	0-0	7	4	1	13
Pitts	1-4	1-3	0-0	0	3	3	11
Howard	1-1	0-0	1-2	0	3	0	5
Ross	1-2	0-0	0-0				

# 2012-13 REVIEW

## GAME 9

**WOFFORD** 58  
**ALABAMA** 52

Dec. 17, 2012 • Tuscaloosa, Ala.  
Foster Auditorium • 2,184

The women's basketball team dropped a 58-52 decision to Wofford on Monday at Foster Auditorium in front of over 2,000 Tuscaloosa fifth graders.

Senior Meghan Perkins led the game in scoring with 18 points while sophomore Kaneisha Horn pulled down a team-best eight rebounds. For the Terriers, senior Daniella Motley recorded the game's lone double-double with 13 points and 15 rebounds.

Alabama was unable to get anything going offensively over the first four minutes, hitting only one of its first 11 attempts. The Tide then went on to score eight unanswered points, taking a 10-5 lead with 14:13 to play in the half. Alabama led by as many as nine before the Terriers strung together a 12-2 run to take the lead back at the 1:47 mark. A jumper from Horn on the ensuing play gave the Tide a 24-23 edge. Alabama would head into the locker room leading Wofford, 26-23.

Alabama struggled offensively again to start the second half, hitting just two of its 12 attempts over the first eight minutes. During that stretch, the Terriers were able to score 17 points, including 15 straight. With Wofford up by 10, the Tide rattled off six unanswered to bring the score to 40-36. From there, the Terriers went on an 11-6 run to pull ahead by nine before Alabama cut it to three at the 2:14 mark. The Tide would not get any closer for the duration of the game as Wofford scored seven of the last 10 points.

## WOFFORD 58

Player	FG	3FG	FT	R	TP	A	MIN
Morris*	4-5	0-0	2-2	4	10	0	37
Stokes*	2-6	0-1	11-14	6	15	2	35
Wrightson*	3-10	1-4	3-5	1	10	2	24
Merritt*	2-4	0-0	0-0	2	4	1	21
Motley*	6-15	0-0	1-3	15	13	0	35
Masalin	2-3	0-0	0-0	1	4	2	14
Joyner	1-1	0-0	0-0	3	2	0	11
Kirby	0-0	0-0	0-0	0	0	0	7
Frazier	0-3	0-0	0-0	1	0	0	3
Fleming	0-2	0-0	0-0	1	0	0	6
Frost	0-1	0-0	0-0	1	0	0	7
TEAM				9			
<b>Totals</b>	<b>20-50</b>	<b>1-5</b>	<b>17-24</b>	<b>44</b>	<b>58</b>	<b>7</b>	<b>200</b>

	Half (23)	Final
FG%	.292 (7-24)	.400
3FG%	.000 (0-2)	.200
FT%	.818 (9-11)	.708

## ALABAMA 52

Player	FG	3FG	FT	R	TP	A	MIN
Simmons*	2-7	0-0	0-0	2	4	0	25
Robinson*	3-8	0-1	2-4	2	8	2	29
Perkins*	7-13	0-2	2-2	2	16	1	30
Merritt*	4-9	0-1	0-0	2	8	2	24
Horn*	2-12	0-1	0-0	8	4	1	17
Farmer	0-2	0-1	0-0	2	0	0	8
Myers	0-6	0-5	0-0	3	0	0	23
Hegstetter	0-1	0-1	0-0	1	0	0	10
Waters	0-0	0-0	0-0	0	0	0	2
Hutchen	0-1	0-0	0-0	1	0	0	4
Jack	0-2	0-0	0-0	2	0	0	7
Mitcham	5-8	0-0	2-4	2	12	0	21
TEAM				10			
<b>Totals</b>	<b>23-69</b>	<b>0-12</b>	<b>6-10</b>	<b>37</b>	<b>52</b>	<b>6</b>	<b>200</b>

	Half (26)	Final
FG%	.270 (10-37)	.333
3FG%	.000 (0-8)	.000
FT%	.600 (6-10)	.600

Fouls: UA 20 (Simmons, 5), WOF 13 (Wrightson, 4). Turnovers: UA 25 (Perkins, 6), WOF 31 (Stokes, 7; Wrightson, 7). Blocks: UA 7 (Seven, 1), WOF 5 (Motley, 4). Steals: UA 19 (Merritt, 6), WOF 16 (Three, 3).

## GAME 10

**VIRGINIA** 70  
**ALABAMA** 73<sup>2OT</sup>

Dec. 21, 2012 • Tuscaloosa, Ala.  
Foster Auditorium • 843

The women's basketball team topped Virginia, 73-70, in a double-overtime thriller at Foster Auditorium on Friday.

Sophomore Daisha Simmons led all scorers with 22 points. Also finishing in doubles figures was junior Shafontaye Myers with 14 points and senior Meghan Perkins and sophomore Briana Hutchen, who added 10 points apiece. Simmons also added a team-high seven rebounds, five steals and five assists.

For the game, the Tide shot 31.6 percent for the game (24-76) while the Cavaliers were 35.2 percent from the floor (25-71). Virginia out-rebounded the Tide, 63-47; however Alabama forced 32 Cavalier turnovers. The Tide had 17 steals and 16 assists in the game.

## VIRGINIA 70

Player	FG	3FG	FT	R	TP	A	MIN
Crosby*	2-8	1-2	2-2	2	7	4	36
Egwu*	4-4	0-0	3-4	7	11	0	20
Wolfe*	4-13	2-2	6-7	2	16	2	27
Franklin*	3-9	2-4	0-1	4	8	3	45
McCall*	3-9	0-0	2-2	12	8	1	38
Barnette	2-6	1-5	0-0	4	5	0	17
Garner	0-4	0-0	0-0	3	0	0	13
Randolph	3-12	0-2	0-0	1	6	1	34
Imovbioh	4-6	0-0	1-3	10	9	1	20
TEAM				17			
<b>Totals</b>	<b>25-71</b>	<b>6-15</b>	<b>14-19</b>	<b>63</b>	<b>70</b>	<b>12</b>	<b>200</b>

	Half (39)	Final
FG%	.355 (11-31)	.352
3FG%	.400 (2-5)	.400
FT%	.500 (5-10)	.737

## ALABAMA 73

Player	FG	3FG	FT	R	TP	A	MIN
Simmons*	7-21	3-9	5-8	7	22	5	42
Robinson*	0-7	0-2	3-4	1	3	0	23
Perkins*	4-9	0-0	2-3	7	10	3	47
Merritt*	0-2	0-0	2-2	3	2	1	9
Horn*	0-5	0-1	0-0	0	0	1	12
Farmer	2-4	0-0	0-0	4	4	0	11
Myers	4-13	4-11	2-2	2	14	2	29
Hegstetter	0-1	0-0	0-0	3	0	2	11
Hutchen	4-5	0-0	2-4	3	10	0	25
Jack	0-1	0-0	0-0	0	0	0	3
Mitcham	3-8	0-0	2-6	6	8	2	38
TEAM				11			
<b>Totals</b>	<b>24-76</b>	<b>7-23</b>	<b>18-29</b>	<b>47</b>	<b>73</b>	<b>16</b>	<b>200</b>

	Half (29)	Final
FG%	.310 (9-29)	.316
3FG%	.273 (2-9)	.304
FT%	.800 (8-10)	.621

Fouls: UA 19 (Perkins, 4; Horn, 4), UVA 27 (Wolfe, 5). Turnovers: UA 22 (Perkins, 6), UVA 32 (Wolfe, 7; McCall, 7). Blocks: UA 6 (Perkins, 5), UVA 3 (Three, 1). Steals: UA 17 (Simmons, 5), UVA 14 (Franklin, 6).

## GAME 11

**CINCINNATI** 47  
**ALABAMA** 58

Dec. 28, 2010 • Honolulu, Hawai'i  
Stan Sheriff Center • 1,420

The women's basketball team won its first game of the Bank of Hawai'i Rainbow Wahine Invitational with a 58-47 victory over Cincinnati on Friday at the Stan Sheriff Center on the campus of the University of Hawai'i.

Junior Jasmine Robinson and redshirt sophomore Kaneisha Horn scored 12 points apiece to lead all scorers while senior Alicia Mitcham added another 11 points for the Tide. Horn also chipped in a game-high nine rebounds, three assists and two steals.

Cincinnati led by four early on until five straight points by Alabama gave the Tide the one-point edge at the 16:39 mark. The Bearcats would take the lead back on the next possession and remain in front for the next eight minutes. From that point, there were three more lead changes and two ties as neither team led by more than two points until Alabama rattled off four straight for the 22-18 edge. The Tide would head into the locker room up by five with the 27-22 lead.

The Bearcats opened the second half on a 6-2 run to cut the Tide lead down to one, but Alabama responded with six unanswered points over the next 90 seconds to take the 35-28 advantage. Cincinnati cut the Tide lead down to three at the 11:18 mark, however Alabama would come back again, this time with a 7-0 run to take its first double-digit lead of the night. The Bearcats would come no closer than six for the duration of the contest.

## CINCINNATI 47

Player	FG	3FG	FT	R	TP	A	MIN
Dunn*	5-9	0-0	1-4	7	11	2	34
Cook*	0-3	0-2	2-2	1	2	1	19
Turner*	3-3	0-0	1-3	8	7	0	23
Durley*	3-8	1-3	0-0	4	7	2	33
Hollins*	2-14	0-3	6-6	4	10	1	38
Feagin	0-0	0-0	0-0	1	0	0	1
Lovett	3-6	1-1	3-4	5	10	2	25
Whitfield	0-0	0-0	0-0	1	0	0	4
Jamison	0-4	0-0	0-0	2	0	1	17
Chandler	0-0	0-0	0-0	0	0	0	6
TEAM				4			
<b>Totals</b>	<b>16-47</b>	<b>2-9</b>	<b>13-19</b>	<b>37</b>	<b>47</b>	<b>9</b>	<b>200</b>

	Half (22)	Final
FG%	.348 (8-23)	.340
3FG%	.000 (0-4)	.222
FT%	.857 (6-7)	.684

## ALABAMA 47

Player	FG	3FG	FT	R	TP	A	MIN
Simmons*	3-7	0-2	1-2	1	7	2	26
Robinson*	4-11	1-3	3-7	4	12	0	35
Perkins*	3-4	0-0	0-2	2	6	0	18
Merritt*	0-3	0-1	0-0	2	0	0	9
Horn*	4-10	0-1	4-5	9	12	3	30
Farmer	0-2	0-0	0-0	0	0	0	6
Myers	1-5	1-4	1-2	2	4	1	23
Hegstetter	0-0	0-0	0-0	1	0	2	5
Waters	0-0	0-0	0-1	2	0	0	10
Hutchen	2-4	0-0	0-0	3	4	0	9
Jack	1-1	0-0	0-0	2	0	0	4
Mitcham	4-7	0-2	3-4	3	11	0	25
TEAM				2			
<b>Totals</b>	<b>22-54</b>	<b>2-13</b>	<b>12-23</b>	<b>31</b>	<b>58</b>	<b>8</b>	<b>200</b>

	Half (27)	Final
FG%	.355 (11-31)	.407
3FG%	.250 (2-8)	.154
FT%	.429 (3-7)	.522

Fouls: UA 17 (Simmons, 4), CIN 20 (Dunn, 4; Durley, 4). Turnovers: UA 11 (Simmons, 4), CIN 22 (Dunn, 6). Blocks: UA 6 (Perkins, 2; Mitcham, 2), CIN 2 (Cook, 1; Lovett, 1). Steals: UA 8 (Three, 2), CIN 4 (Four, 1).

## GAME 12

**ALABAMA** 80  
**LIU BROOKLYN** 58

Dec. 29, 2012 • Honolulu, Hawai'i  
Stan Sheriff Center • 1,223

The women's basketball team earned an 80-58 win over LIU Brooklyn on Saturday during day two of the Bank of Hawai'i Rainbow Wahine Invitational.

Junior Shafontaye Myers led three Alabama players in double figures with 14 points. She was followed by seniors Celiscia Farmer and Alicia Mitcham, who chipped in 13 and 10, respectively. Farmer also led the Tide in rebounds with seven while sophomore Daisha Simmons recorded a game-high eight assists and two steals.

The game went back and forth over the first four minutes until a 13-2 run by Alabama gave the Tide a 19-8 lead with 11:21 to go in the half. Alabama built a 25-point advantage, which was eventually cut to 13 behind 12 unanswered points from the Blackbirds. The Tide would close out the first on an 8-1 run over the final 2:22 to head into the locker room up 47-27 at the break.

Alabama continued to distance itself from LIU in the second half, leading by as many as 28. The Tide played 13 of its 14 players in the game with its bench accounting for 93 minutes and 44 points.

## ALABAMA 80

Player	FG	3FG	FT	R	TP	A	MIN
Mitcham*	3-6	0-0	4-5	3	10	0	21
Horn*	1-9	0-0	3-4	3	5	1	23
Simmons*	2-5	1-2	1-2	5	6	8	26
Robinson*	3-7	1-2	0-1	4	7	4	21
Perkins*	4-5	0-1	0-0	2	8	2	16
Davis	0-3	0-1	0-0	1	0	0	9
Farmer	5-7	0-0	3-3	7	13	0	14
Merritt	2-2	1-1	0-0	1	5	0	7
Myers	5-11	4-10	0-0	4	14	1	22
Hegstetter	2-4	0-0	0-0	1	4	2	17
Waters	1-4	0-0	0-0	1	2	0	10
Hutchen	0-1	0-0	0-0	0	0	0	3
Jack	2-4	2-4	0-0	4	6	0	11
TEAM				6			
<b>Totals</b>	<b>30-68</b>	<b>9-21</b>	<b>11-15</b>	<b>42</b>	<b>80</b>	<b>18</b>	<b>200</b>

	Half (47)	Final
FG%	.514 (19-37)	.441
3FG%	.533 (8-15)	.429
FT%	.333 (1-3)	.733

## LIU BROOKLYN 58

Player	FG	3FG	FT	R	TP	A	MIN
Roberts*	4-15	0-1	6-7	3	14	1	23
Duval*	5-13	0-0	2-4	10	12	1	24
Guz*	4-7	0-0	5-6	5	13	0	26
Robinson*	2-5	0-1	0-0	1	4	3	21
Wells*	0-5	0-1	0-0	5	0	1	25
Cavallo	0-2	0-0	0-0	2	0	1	10
Whippy	2-5	0-0	0-0	4	4	2	18
Bhasin	1-8	1-3	3-4	8	6	0	21
Sullivan	1-7	0-4	0-0	1	2	0	12
Patterson	0-1	0-0	0-0	1	0	0	7
Presley	0-0	0-0	3-6	2	3	0	13
TEAM				5			
<b>Totals</b>	<b>19-68</b>	<b>1-10</b>	<b>19-27</b>	<b>47</b>	<b>58</b>	<b>9</b>	<b>200</b>

	Half (27)	Final
FG%	.294 (10-34)	.279
3FG%	.000 (0-4)	.100
FT%	.778 (7-9)	.704

Fouls: UA 21 (Perkins, 3), LIU 17 (Cavallo, 3; Presley, 3). Turnovers: UA 16 (Simmons, 5), LIU 16 (Robinson, 4). Blocks: UA 6 (Simmons, 3), LIU 2 (Cavallo, 1; Bhasin, 1). Steals: UA 3 (Simmons, 2), LIU 9 (Sullivan, 3).

2012-13 REVIEW

## GAME 13

**ALABAMA** 44  
**HAWAII** 43

Dec. 30, 2012 • Honolulu, Hawaii  
Stan Sheriff Center • 1,454

The women's basketball team (10-3) grinded out a 44-43 victory over Hawai'i (4-7) on Sunday at the Stan Sheriff Center to win the Bank of Hawai'i Rainbow Wahine Invitational. Crimson Tide junior Shafontay Myers was named Tournament MVP following the game while senior Alicia Mitcham earned all-tournament team honors.

Junior Jasmine Robinson led Alabama in scoring with 13 points, eight of which were scored in the second half. She was followed by Myers, who chipped in 10 points. Redshirt sophomore Kaneisha Horn pulled down a team-high eight rebounds and was also 7-for-10 from the free throw line.

Alabama got off to a slow start offensively, missing its first 13 attempts; however the Tide's defense kept it in the game, as UA forced five early turnovers, four of which came off steals. Eight straight points from Myers, including back-to-back three pointers, tied the game with 7:03 to go. Hawai'i took the lead back briefly before Robinson hit four free throws to give Alabama the 17-15 edge at the 3:56 mark. The Tide would remain on top for the duration of the half, leading 18-17 at the break.

Rainbow Wahine freshman Ashleigh Karaitiana knocked down a pair of free throws to give Hawai'i the lead back 21 seconds into the second half. The Rainbow Wahine led by as many as five, but a 6-0 run by Alabama spanning less than one minute gave the Tide a 31-30 advantage with 13:11 to go. Hawai'i tied the game four times down the stretch, but Alabama would hold on, never giving up the lead. The Rainbow Wahine would have the last shot with 6.4 seconds remaining on the clock, however the Tide defense stepped up, as it had all game, not allowing Hawai'i to score.

For the game, Alabama shot 23.6 percent (13-55) from the floor while Hawai'i was 25.5 percent (12-47) in the game. The Rainbow Wahine out-rebounded the Tide, 53-36, but Alabama forced 18 turnovers while committing only nine.

## ALABAMA 44

Player	FG	3FG	FT	R	TP	A	MIN
Mitcham*	0-3	0-0	1-2	4	1	0	23
Horn*	0-8	0-0	7-10	8	7	2	25
Simmons*	1-10	1-5	1-2	2	4	0	26
Robinson*	4-7	0-1	5-7	2	13	0	30
Perkins*	0-2	0-0	1-2	3	1	0	14
Farmer	2-2	0-0	0-0	3	4	0	9
Myers	4-12	2-7	0-0	2	10	0	23
Hegstetter	1-2	0-0	0-0	6	2	0	19
Waters	0-1	0-1	0-0	1	0	1	12
Hutchen	0-2	0-0	0-0	1	0	0	4
Jack	0-2	0-2	0-0	0	0	0	6
TEAM	4						
<b>Totals</b>	<b>13-55</b>	<b>3-17</b>	<b>15-23</b>	<b>36</b>	<b>44</b>	<b>4</b>	<b>200</b>

	Half (18)	Final
FG%	.148 (4-27)	.236
3FG%	.182 (2-11)	.176
FT%	.727 (8-11)	.652

## HAWAII 43

Player	FG	3FG	FT	R	TP	A	MIN
Martin*	4-8	0-0	7-9	10	15	1	37
Karaitiana*	2-5	1-2	2-2	3	7	1	17
Adolpho*	1-6	0-0	0-0	10	2	1	21
Haydel*	2-2	0-0	1-5	4	5	0	24
DeAngelis*	0-9	0-4	7-10	2	0	2	40
Moore	0-0	0-0	0-0	0	0	0	2
Kuehu	2-6	0-0	1-2	9	0	0	17
Kailiawa	0-3	0-1	0-0	4	0	2	20
Ricketts	0-1	0-0	0-0	0	0	0	2
Tagalicon	1-7	0-2	0-1	4	2	0	22
TEAM	7						
<b>Totals</b>	<b>12-47</b>	<b>1-9</b>	<b>18-29</b>	<b>53</b>	<b>43</b>	<b>7</b>	<b>200</b>

	Half (17)	Final
FG%	.273 (6-22)	.255
3FG%	.200 (1-5)	.111
FT%	.444 (4-9)	.621

Fouls: UA 20 (Perkins, 4), UH 18 (Adolpho, 4; Kailiawa, 4). Turnovers: UA 9 (Mitcham, 3), UH 18 (DeAngelis, 5). Blocks: UA 2 (Mitcham, 2), UH 4 (Adolpho, 2). Steals: UA 9 (Robinson, 3), UH 3 (Kuehu, 2).

## GAME 14

**ALABAMA** 52  
**TEXAS A&M** 91

Jan. 3, 2013 • College Station, Texas  
Reed Arena • 7,191

The women's basketball team dropped a 91-52 decision to No. 24 Texas A&M in its Southeastern Conference opener on Thursday night in Reed Arena.

Alabama was led in scoring by sophomore Daisha Simmons, who had 12 points while senior Meghan Perkins finished with a team-high five rebounds. Texas A&M was led by junior Kelsey Bone's 20 point and 14 rebound performance.

Redshirt sophomore Kaneisha Horn knocked down a jumper on the first possession of the game to get Alabama on the board first with 23 seconds off the clock. The Tide and Aggies traded baskets over the next three minutes before 11 unanswered points from Texas A&M gave the Aggies a 20-10 advantage with 12:11 to go in the half. Texas A&M continued to distance itself from Alabama and would head into halftime with a 22-point lead, 46-24.

The Aggies opened the second half with a 15-6 run to extend its lead out to 31. Texas A&M would lead by as many as 39 down the stretch.

## ALABAMA 52

Player	FG	3FG	FT	R	TP	A	MIN
Simmons*	5-12	1-5	1-1	2	12	4	35
Robinson*	3-4	0-0	0-2	3	6	2	29
Perkins*	4-10	0-1	0-0	5	8	1	20
Mitcham*	2-7	0-1	3-4	2	7	0	23
Horn*	3-13	0-0	2-3	4	8	0	29
Farmer	0-1	0-0	0-0	0	0	0	6
Merritt	1-1	0-0	0-0	0	2	0	7
Myers	0-2	0-1	0-0	0	0	0	11
Hegstetter	1-6	0-0	0-0	0	2	0	16
Waters	0-1	0-1	2-2	0	2	0	2
Hutchen	1-4	0-0	0-0	4	2	0	12
Jack	1-3	1-1	0-0	0	3	0	10
TEAM	5						
<b>Totals</b>	<b>21-64</b>	<b>2-10</b>	<b>8-12</b>	<b>25</b>	<b>52</b>	<b>7</b>	<b>200</b>

	Half (24)	Final
FG%	.379 (11-29)	.328
3FG%	.167 (1-6)	.200
FT%	.200 (1-5)	.667

## TEXAS A&M 91

Player	FG	3FG	FT	R	TP	A	MIN
Williams*	2-7	0-3	2-4	4	6	2	21
Bone*	7-10	0-0	6-7	14	20	3	30
Bellock*	7-12	0-0	1-2	10	15	4	27
Pratcher*	5-8	2-3	0-0	2	12	6	27
Walker*	2-7	0-0	2-2	5	6	2	22
Jennings	0-0	0-0	0-0	1	0	0	3
Scott	1-2	0-0	0-0	2	2	0	15
Little	4-7	0-2	5-5	2	13	2	20
Mitchell	1-2	0-0	1-4	0	3	1	6
Jones	1-2	0-0	0-0	1	2	4	13
Gilbert	5-8	0-0	2-3	5	12	0	16
TEAM	6						
<b>Totals</b>	<b>35-65</b>	<b>2-8</b>	<b>19-27</b>	<b>52</b>	<b>91</b>	<b>24</b>	<b>200</b>

	Half (35)	Final
FG%	.571 (20-35)	.538
3FG%	.143 (1-7)	.250
FT%	.833 (5-6)	.704

Fouls: UA 19 (Simmons, 4; Horn, 4), TAMU 11 (Gilbert, 3). Turnovers: UA 12 (Robinson, 4), TAMU 12 (Bone, 5). Blocks: UA 4 (Horn, 2), TAMU 5 (Gilbert, 2). Steals: UA 8 (Simmons, 2; Horn, 2), TAMU 7 (Bellock, 3; Pratcher, 3).

## GAME 15

**KENTUCKY** 87  
**ALABAMA** 70

Jan. 6, 2013 • Tuscaloosa, Ala.  
Foster Auditorium • 1,342

The women's basketball team dropped its Southeastern Conference home opener to No. 6 Kentucky, 87-70, on Sunday at Foster Auditorium.

Alabama was led in scoring by senior Meghan Perkins, who chipped in 18 points and a team-high six rebounds. She was followed by junior Shafontay Myers with 17 points. Sophomore Daisha Simmons added a game-high five assists in addition to nine points, five rebounds and one steal. Kentucky had a pair of players finish with double-doubles as junior DeNesha Stallworth had 19 points and 10 rebounds while junior Samarie Walker chipped in 15 points and 13 boards.

Junior Jasmine Robinson knocked down a jumper on the Tide's first possession to give Alabama the early edge. Over the next 90 seconds there were two ties and three lead changes with the Wildcats eventually taking the 5-4 advantage at the 18:07 mark. Kentucky would gradually build on its lead and use a 16-4 run midway through the half to go up 25-13 with 5:33 to go. The Tide would cut the Wildcat lead to four behind a 15-7 run; however Kentucky added three unanswered points before the break to lead 35-28 at halftime.

Alabama started the second on a 5-2 run, but a three-pointer for Wildcat senior A'dia Mathies on the next possession brought it back out to a seven-point advantage. Kentucky led by double digits briefly, but six straight points for the Tide cut the Wildcat lead to four, 47-43, with 15:04 to go. From there, Kentucky would go on an 11-3 run over the next five minutes to take a 12-point advantage, its largest of the game to that point. The Wildcats went on to lead by as many as 22 down the stretch.

## KENTUCKY 87

Player	FG	3FG	FT	R	TP	A	MIN
O'Neill*	3-13	1-8	4-4	3	11	5	31
Mathies*	6-11	5-8	0-0	3	17	1	23
Stallworth*	5-9	1-1	8-8	10	19	2	21
Goss*	3-10	1-4	5-5	4	12	3	27
Walker*	6-8	0-0	3-6	13	15	1	28
Pinkett	3-8	0-4	0-0	2	6	1	17
Sidney	0-0	0-0	0-0	0	0	0	2
Evans	0-5	0-5	0-0	3	0	0	22
Henderson	2-5	0-0	0-0	11	4	1	23
Bishop	0-1	0-1	3-4	3	3	0	6
TEAM	2						
<b>Totals</b>	<b>28-70</b>	<b>8-31</b>	<b>23-27</b>	<b>54</b>	<b>87</b>	<b>14</b>	<b>200</b>

	Half (35)	Final
FG%	.314 (11-35)	.400
3FG%	.063 (1-16)	.258
FT%	.800 (12-15)	.852

## ALABAMA 70

Player	FG	3FG	FT	R	TP	A	MIN
Simmons*	4-9	1-3	0-0	5	9	5	39
Robinson*	1-4	0-1	1-3	4	3	3	29
Perkins*	6-12	2-2	4-4	6	18	1	30
Mitcham*	3-6	0-0	4-7	4	10	0	25
Horn*	2-10	0-3	6-10	3	10	2	26
Merritt	0-2	0-0	1-2	2	1	0	7
Myers	6-13	4-10	1-2	2	17	0	26
Hegstetter	0-0	0-0	0-0	0	1	6	
Hutchen	1-2	0-0	0-0	2	2	1	9
Jack	0-0	0-0	0-0	0	0	0	3
TEAM	2						
<b>Totals</b>	<b>23-58</b>	<b>7-19</b>	<b>17-28</b>	<b>30</b>	<b>70</b>	<b>13</b>	<b>200</b>

	Half (28)	Final
FG%	.265 (9-34)	.397
3FG%	.222 (2-9)	.368
FT%	.615 (8-13)	.607

Fouls: UA 20 (Horn, 4; Myers, 4), UK 25 (Stallworth, 5). Turnovers: UA 16 (Perkins, 5), UK 18 (Stallworth, 5). Blocks: UA 2 (Perkins, 2), UK 3 (Three, 1). Steals: UA 5 (Five, 1), UK 7 (Walker, 2; Pinkett, 2).

## GAME 16

**GEORGIA** 95  
**ALABAMA** 83

Jan. 10, 2013 • Tuscaloosa, Ala.  
Foster Auditorium • 1,010

The women's basketball team fell Thursday evening to the No. 13 Georgia Lady Bulldogs 95-83, in Southeastern Conference play at Foster Auditorium.

Alabama was paced by sophomore guard Daisha Simmons tonight with 19 points and seven rebounds while redshirt sophomore Kaneisha Horn chipped in with a season-high 17 points. For Georgia, tonight's game saw a balanced scoring attack, with senior forward Jasmine Hassell leading the way with 21 points. In all, five Georgia players scored in double figures, including freshman guard Tiaria Griffin's career-high 20 points off the bench.

A back-and-forth first half, neither team saw a lead over six points, with Georgia taking a 42-37 lead into the halftime break. Coming out of halftime, the Lady Bulldogs went on a 16-7 run to ultimately seal Alabama's fate. The Crimson Tide showed fight throughout, but Georgia got hot at the right time, shooting 60.6 percent (20-33) in the second half. For the game, the Lady Bulldogs shot 56.3 percent (36-64).

## GEORGIA 95

Player	FG	3FG	FT	R	TP	A	MIN
Miller*	6-13	1-7	0-0	6	13	1	34
James*	7-13	0-0	1-2	6	15	4	35
Hassell*	7-9	0-0	7-8	7	21	0	28
Barbee*	4-6	0-0	6-10	6	14	2	31
Ford*	3-6	1-2	0-0	2	7	1	21
Griffin	8-13	3-5	1-1	5	20	2	26
Donald	1-3	0-0	0-0	3	2	0	10
Willis	0-1	0-0	3-3	6	3	0	10
Butler	0-0	0-0	0-0	0	0	0	5
TEAM	1						
<b>Totals</b>	<b>36-64</b>	<b>5-14</b>	<b>18-24</b>	<b>42</b>	<b>95</b>	<b>10</b>	<b>200</b>

	Half (42)	Final
FG%	.516 (16-31)	.563
3FG%	.300 (3-10)	.357
FT%	.700 (7-10)	.750

## ALABAMA 83

Player	FG	3FG	FT	R	TP	A	MIN
Simmons*	8-16	1-1	2-3	6	19	8	36
Robinson*	5-9	1-2	3-5	2	14	2	29
Perkins*	3-10	0-0	0-0	3	6	0	28
Myers*	5-8	4-5	0-0	0	14	0	32
Horn*	7-12	2-2	1-2	6	17	0	30
Farmer	0-2	0-0	0-0	4	0	0	4
Merritt	3-4	1-1	2-2	2	9	1	14
Hegstetter	0-0	0-0	0-2	0	0	0	9
Hutchen	1-3	0-0	0-0	3	2	0	4
Jack	1-5	0-3	0-0	1	2	0	14
TEAM	4						
<b>Totals</b>	<b>33-69</b>	<b>9-14</b>	<b>8-14</b>	<b>31</b>	<b>83</b>	<b>11</b>	<b>200</b>

	Half (37)	Final
FG%	.425 (17-40)	.478
3FG%	.500 (3-6)	.643
FT%	.000 (0-0)	.571

Fouls: UA 17 (Perkins, 4; Horn, 4), UGA 18 (James, 4; Hassell, 4). Turnovers: UA 17 (Simmons, 8), UGA 21 (James, 8). Blocks: UA 2 (Perkins, 2), UGA 2 (Two, 1). Steals: UA 8 (Three, 2), UGA 11 (Barbee, 7).

2012-13 REVIEW

# 2012-13 REVIEW

## GAME 17

**ALABAMA** **83**  
**OLE MISS** **75**

Jan. 13, 2013 • Oxford, Miss.  
Tad Smith Coliseum • 772

The women's basketball team earned its first Southeastern Conference win of the season with an 83-75 victory at Mississippi on Sunday.

Redshirt sophomore Kaneisha Horn led six Alabama players in double figures with 17 points. She was followed by senior Meghan Perkins with 15, junior Shafontay Myers with 14, senior Alicia Mitcham with 12, sophomore Daisha Simmons with 11 and junior Jasmine Robinson with 10. Perkins, Mitcham, Horn and Robinson combined for 25 of the Tide's 42 rebounds while Perkins, Horn and Simmons accounted for 19 of Alabama's 22 assists.

Myers knocked down eight straight points, including a pair of threes, to give Alabama an 8-2 lead with less than two minutes played. Mississippi pulled within three at the 14:42 mark, but the Tide would respond with a 17-5 run over the next nine minutes to lead 31-16. During that stretch, the Rebels would fail to hit a basket as all five of their points came from the free throw line. Alabama would continue to lead by double digits at the half as the Tide headed into the break with the 43-30 advantage.

Alabama and Mississippi traded baskets over the first few minutes of the second half before the Rebels scored six unanswered points to cut the Tide lead to nine, 52-43, at the 16:25 mark. Alabama went back up by 14, but the Rebels would again challenge, using a 15-7 run to pull within six points with 7:03 remaining. The Tide scored 11 of the next 15 points, seven coming from Horn, to go up by 13; however Mississippi chopped the lead to six yet another time off a three-pointer with 2:05 to go. From there, Alabama scored four straight to hold onto the lead and seal the win.

## GAME 18

**ALABAMA** **69**  
**TENNESSEE** **96**

Jan. 20, 2013 • Knoxville, Tenn.  
Thompson-Boling Arena • 12,512

The women's basketball team dropped a 96-69 decision to ninth-ranked Tennessee on Sunday at Thompson-Boling Arena.

Alabama was led in scoring by sophomore Daisha Simmons with 19 points. She was followed by redshirt sophomore Kaneisha Horn and junior Shafontay Myers, who contributed 14 points and 12 points, respectively. Horn finished as the Tide's top rebounder with 10 boards as well as the fourth double-double of her career.

Tennessee opened the game with a 6-2 edge, but back-to-back three-pointers, first from Myers then from Simmons, gave Alabama an 8-6 lead with 16:48 to go. Aside from three ties, the Tide remained in front until the 10:20 mark when the Lady Vols went ahead 20-18. Tennessee would then use a 15-7 run over the next five minutes for its first double-digit lead of the game. From there, Alabama scored five unanswered points to cut the Lady Vol advantage down to five, but Tennessee would use another big run to lead by 14, 49-35, at the half.

The Lady Vols continued to build on their lead, beginning the second half with a 15-5 run to go in front by 24 with 15:31 to play. Tennessee would lead by as many as 33 in the contest.

## GAME 19

**AUBURN** **51**  
**ALABAMA** **61**

Jan. 24, 2013 • Tuscaloosa, Ala.  
Foster Auditorium • 1,134

Junior Shafontay Myers recorded a career high of 23 points, 21 points coming from three-point range, to lead the Crimson Tide to a 61-51 victory over Auburn on Thursday night in Foster Auditorium.

Joining Myers in doubles figures was junior Jasmine Robinson, scoring 13 points. Senior Alicia Mitcham contributed a game-high 12 rebounds followed by senior Meghan Perkins, who finished with nine rebounds and 11 points. Auburn sophomore Hasina Muhammad led the Tigers with 13 points followed by junior Peyton Davis with 12 points and 11 rebounds.

Auburn led by as many as five in the first half, but lost its edge after a three-pointer from Myers put the Tide in front, 20-18, with 4:16 remaining in the half. Myers and sophomore Daisha Simmons would connect on three-pointers on each of Alabama's next two possessions to give the Tide an eight-point advantage, which eventually rose to 10 at the half.

The Tigers began the second outscoring the Tide, 11-2, but soon lost its momentum as Alabama used a 15-6 run midway through the half to jump back on top by 10. The Tide would lead by as many as 19 and did not allow Auburn to get any closer than 10 for the duration of the contest.

## GAME 20

**VANDERBILT** **67**  
**ALABAMA** **58**

Jan. 27, 2013 • Tuscaloosa, Ala.  
Foster Auditorium • 1,074

The Alabama women's basketball team fell Sunday afternoon to Vanderbilt, 67-58, in Southeastern Conference play at Foster Auditorium.

Alabama was led in scoring by sophomore Daisha Simmons, who chipped in 15 points while junior Shafontay Myers added another 13. The Tide was led in rebounding by senior Meghan Perkins with nine boards. For Vanderbilt, senior forward Tiffany Clarke led the game recording a double-double with 27 points and 15 rebounds.

Both teams started cold from the floor as neither was able to get above 20 percent for the first several minutes. With the Commodores leading 11-7, the Tide connected on back-to-back three pointers, one from Simmons and another from sophomore Brittany Jack, to pull in front, 13-11, at the 12:35 mark. The game would go back and forth over the next six minutes, before Vanderbilt used an 8-0 run to jump ahead, 28-21. Alabama fought its way back in, scoring the next eight straight, however, the Commodores would tack on the final five points of the half for the 33-29 edge heading into the break.

The second remained close as neither team led by more than four points until Vanderbilt pulled away late in the half, going up by as many as 11.

### ALABAMA **83**

Player	FG	3FG	FT	R	TP	A	MIN	
Horn*	7-16	0-3	3-3	6	17	6	29	
Simmons*	3-10	1-4	4-4	3	11	6	37	
Robinson*	4-13	0-2	2-3	6	10	2	32	
Perkins*	6-8	0-1	3-3	7	15	7	30	
Myers*	5-8	4-5	0-0	2	14	0	30	
Farmer	0-1	0-0	0-0	3	0	0	3	
Merritt	0-1	0-0	0-0	1	0	0	3	
Hegstetter	0-0	0-0	0-0	0	0	0	1	
Waters	0-0	0-0	0-0	2	0	0	3	
Hutchen	0-1	0-0	2-4	3	2	0	5	
Jack	1-2	0-1	0-0	1	2	0	6	
Mitcham	4-7	0-0	4-5	6	12	1	21	
TEAM								
Totals	30-67	5-16	18-22	42	83	22	200	
		Half (43)		Final				
FG%	.368 (14-38)				.448			
3FG%	.375 (3-8)				.313			
FT%	.750 (12-16)				.818			

### OLE MISS **75**

Player	FG	3FG	FT	R	TP	A	MIN	
McCray*	3-7	0-0	2-3	3	8	0	17	
Marbra*	1-6	0-0	1-2	7	3	0	28	
McFarland*	2-8	0-1	5-6	3	9	7	40	
Moore*	4-13	1-4	8-10	4	17	5	33	
Frizzell*	2-4	0-2	3-4	0	7	1	18	
Jenkins	2-4	0-0	0-2	3	4	0	9	
McFerrin	0-0	0-0	0-0	1	0	0	4	
Singletary	1-2	1-2	0-0	1	3	0	13	
Faleru	10-18	1-3	3-5	5	24	1	32	
Jackson	0-3	0-0	0-0	1	0	0	6	
TEAM								
Totals	25-65	3-12	22-32	41	75	14	200	
		Half (30)		Final				
FG%	.286 (10-35)				.385			
3FG%	.286 (2-7)				.250			
FT%	.667 (8-12)				.688			

Fouls: UA 21 (Perkins, 4), UM 19 (Jenkins, 4). Turnovers: UA 18 (Horn, 8), UM 16 (Moore, 6). Blocks: UA 1 (Perkins, 1), UM 1 (McCray, 1). Steals: UA 8 (Perkins, 4), UM 10 (McFarland, 3).

### ALABAMA **69**

Player	FG	3FG	FT	R	TP	A	MIN	
Horn*	6-16	0-2	2-2	10	14	3	26	
Simmons*	8-18	2-6	1-2	6	19	3	31	
Robinson*	2-7	0-1	1-2	3	5	2	26	
Perkins*	0-2	0-0	2-4	0	2	2	13	
Myers*	4-13	4-10	0-0	2	12	0	24	
Davis	1-1	0-0	0-0	1	2	1	4	
Farmer	0-3	0-0	0-0	1	0	0	7	
Merritt	1-4	0-1	0-0	2	2	2	9	
Hegstetter	2-3	0-0	0-0	1	4	0	12	
Waters	0-0	0-0	0-0	1	0	0	4	
Hutchen	1-4	0-0	1-2	4	3	0	16	
Jack	2-6	2-6	0-0	0	6	0	16	
Mitcham	0-1	0-0	0-0	2	0	0	12	
TEAM								
Totals	27-78	8-26	7-12	38	69	13	200	
		Half (35)		Final				
FG%	.359 (14-39)				.346			
3FG%	.357 (5-14)				.308			
FT%	.500 (2-4)				.583			

### TENNESSEE **96**

Player	FG	3FG	FT	R	TP	A	MIN	
Graves*	9-11	0-1	1-2	8	19	0	24	
Harrison*	4-7	0-0	6-6	6	14	3	22	
Massengale*	3-7	1-4	1-2	2	8	6	25	
Simmons*	7-13	0-3	2-2	7	16	3	29	
Spani*	6-12	0-2	2-2	7	14	3	26	
Phillips	1-2	0-0	2-2	1	4	0	8	
Jones	5-9	0-0	4-5	8	14	1	27	
Williams	1-5	0-1	0-0	4	2	6	26	
Moore	2-4	0-0	1-2	2	5	1	13	
TEAM								
Totals	38-70	1-11	19-23	50	96	23	200	
		Half (49)		Final				
FG%	.629 (22-35)				.543			
3FG%	.167 (1-6)				.091			
FT%	.667 (4-6)				.826			

Fouls: UA 22 (Perkins, 5), UT 14 (Williams, 4). Turnovers: UA 14 (Horn, 4; Simmons, 4), UT 17 (Williams, 4). Blocks: UA 0, UT 9 (Jones, 4). Steals: UA 6 (Myers, 2), UT 8 (Massengale, 2; Moore, 2).

### AUBURN **51**

Player	FG	3FG	FT	R	TP	A	MIN	
Muhammad*	5-10	0-0	3-5	4	13	0	32	
Quardad*	1-9	0-3	0-0	9	2	4	35	
Alverson*	2-13	0-6	2-2	8	6	1	31	
Ty, Tanner*	2-8	0-1	3-6	3	7	0	26	
Davis*	5-14	0-0	2-6	11	12	0	30	
Sweeting	0-0	0-0	0-0	1	0	0	2	
Clay	1-2	0-0	0-0	2	2	0	5	
King	1-2	0-0	1-1	3	3	0	11	
Capers	1-2	0-0	0-0	5	2	0	13	
Tr. Tanner	1-2	0-0	2-2	0	4	0	15	
TEAM								
Totals	19-26	0-10	13-22	48	51	5	200	
		Half (20)		Final				
FG%	.267 (8-30)				.306			
3FG%	.000 (0-7)				.000			
FT%	.500 (4-8)				.591			

### ALABAMA **61**

Player	FG	3FG	FT	R	TP	A	MIN	
Simmons*	3-11	1-4	4-10	7	11	4	38	
Robinson*	4-11	1-5	4-7	3	13	5	37	
Perkins*	4-8	0-0	3-6	9	11	2	32	
Myers*	8-20	7-15	0-0	5	23	0	32	
Horn*	0-4	0-1	1-2	4	1	0	14	
Farmer	0-4	0-2	0-0	2	0	0	14	
Hutchen	0-0	0-0	0-0	0	0	0	3	
Jack	0-0	0-0	0-0	0	0	0	2	
Mitcham	0-6	0-0	2-2	12	2	2	29	
TEAM								
Totals	19-64	9-27	14-27	51	61	13	200	
		Half (30)		Final				
FG%	.270 (10-37)				.297			
3FG%	.357 (5-14)				.333			
FT%	.625 (5-8)				.519			

Fouls: UA 16 (Horn, 4), AU 22 (Ty, Tanner, 5). Turnovers: UA 18 (Simmons, 5), AU 20 (Muhammad, 4; Ty, Tanner, 4). Blocks: UA 5 (Perkins, 2), AU 6 (Muhammad, 3). Steals: UA 8 (Simmons, 2; Mitcham, 2), AU 6 (Muhammad, 3).

### VANDERBILT **67**

Player	FG	3FG	FT	R	TP	A	MIN	
Schranz*	0-2	0-1	0-0	2	0	1	12	
Foggie*	4-14	2-7	3-6	5	13	2	38	
Lister*	1-5	0-1	4-4	2	6	5	40	
Brown*	4-8	0-1	0-0	5	8	0	31	
Clarke*	9-15	0-0	9-13	15	27	4	38	
Bowe	6-9	0-0	1-1	13	13	0	30	
Jenkins	0-0	0-0	0-0	0	0	0	2	
Smith	0-1	0-0	0-0	2	0	1	5	
Long	0-1	0-0	0-0	1	0	0	4	
TEAM								
Totals	24-55	2-10	17-24	49	67	13	200	
		Half (33)		Final				
FG%	.448 (13-29)				.436			
3FG%	.500 (2-4)				.200			
FT%	.714 (5-7)				.708			

### ALABAMA **58**

Player	FG	3FG	FT	R	TP	A	MIN
Simmons*	5-12	1-2	4-6	5	15	5	38
Robinson*	4-10	0-2	1-2	1	9	0	32
Perkins*	3-13	0-2	0-2	9	6	0	30
Myers*	4-15	1-8	4-4	3	13	0	36
Horn*	2-8	0-1	1-2	4	5	1	21
Farmer	0-1	0-1	1-2	0			

## GAME 21

**ALABAMA** 59  
**GEORGIA** 65

Jan. 31, 2013 • Athens, Ga.  
Stegeman Coliseum • 3,039

The women's basketball team chipped a 17-point deficit down to four but was unable to get any closer as 13th-ranked Georgia held on for the 65-59 victory on Thursday night in Stegeman Coliseum.

Alabama was led in scoring by junior Shafontaye Myers, who had 12 points. Junior Jasmine Robinson and sophomores Kaneisha Horn and Daisha Simmons added 10 apiece. Horn also collected 10 rebounds for her fourth double-double of the season.

Georgia opened the game on a 5-0 run before Alabama knocked down back-to-back three-pointers, one from Myers and one from Robinson, to take the 6-5 edge at the 16:07 mark. From there, the Lady Bulldogs would go on a 15-5 run over the next five minutes to pull in front, 20-11. The Tide would score eight unanswered to cut the Georgia lead to one with 7:06 to go; however, the Lady Bulldogs responded with five straight to go back on top by six.

Alabama tacked on the first three points of the second half but then went scoreless for over four minutes, allowing Georgia to gain a 14-point advantage. With the Lady Bulldogs ahead by 17, the Tide used a 21-8 run to chip it down to four with 2:03 remaining. Georgia took advantage of its trips to the free throw line late, hitting five of its six attempts to seal the victory.

### ALABAMA 59

Player	FG	3FG	FT	R	TP	A	MIN
Simmons*	3-12	1-6	3-4	4	10	1	40
Robinson*	4-9	2-4	0-0	5	10	3	25
Perkins*	2-6	1-2	1-2	9	6	4	32
Myers*	3-14	3-14	3-3	2	13	0	32
Horn*	4-7	0-1	2-2	10	10	2	37
Merritt	0-0	0-0	0-0	0	0	1	3
Hegstetter	2-4	0-0	2-2	5	6	1	23
Jack	2-5	1-4	0-0	0	5	0	8
TEAM	6						
<b>Totals</b>	<b>20-57</b>	<b>8-31</b>	<b>11-13</b>	<b>41</b>	<b>59</b>	<b>12</b>	<b>200</b>

	Half (25)	Final
FG%	.385 (10-26)	.351
3FG%	.267 (4-15)	.258
FT%	.500 (1-2)	.846

### GEORGIA 65

Player	FG	3FG	FT	R	TP	A	MIN
James*	2-8	0-2	4-6	3	8	4	30
Griffin*	3-10	2-6	0-0	8	8	0	26
Hassell*	4-7	0-0	2-4	8	10	1	25
Hempe*	4-7	0-1	1-1	3	1	0	16
Barbee*	2-8	1-2	0-0	4	5	3	25
Miller	3-7	2-5	3-3	0	11	1	19
Armstrong	3-12	0-1	2-2	7	8	3	26
Willis	0-0	0-0	0-0	1	0	0	6
Butler	0-1	0-0	0-0	2	0	2	10
Ford	2-7	0-1	2-2	2	6	2	17
TEAM	5						
<b>Totals</b>	<b>23-67</b>	<b>5-18</b>	<b>14-18</b>	<b>43</b>	<b>65</b>	<b>16</b>	<b>200</b>

	Half (32)	Final
FG%	.342 (13-38)	.343
3FG%	.273 (3-11)	.278
FT%	.750 (3-4)	.778

Fouls: UA 15 (Perkins, 5), UGA 17 (James, 4; Hassell, 4). Turnovers: UA 23 (Simmons, 6), UGA 18 (Hassell, 5). Blocks: UA 1 (Simmons, 1), UGA 3 (Armstrong, 2). Steals: UA 10 (Robinson, 4), UGA 12 (Miller, 4).

## GAME 22

**ALABAMA** 54  
**FLORIDA** 87

Feb. 3, 2013 • Gainesville, Fla.  
O'Connell Center • 1,619

The women's basketball team fell to Florida, 87-54, Sunday afternoon at the O'Connell Center.

Redshirt sophomore Kaneisha Horn led Alabama in scoring with 14 points while senior Meghan Perkins chipped in another 10. Perkins also finished with a team-high six rebounds. Florida was led by freshman Christin Mercer with 18 points and 11 rebounds.

Tide junior Jasmine Robinson would knock down one free throw to get Alabama on the board first; however, Florida scored the next 11 straight points as the Tide went 0-6 from the floor. Alabama pulled within seven at the 5:23 mark, but the Gators closed out the half on a 13-0 run to lead by 20, 43-23, at the break. Florida would finish the half shooting 61.5 percent (16-26) from the floor, including 5-of-8 from three-point range while the Tide managed 24.4 percent (10-41) overall.

In the second half, Alabama and Florida traded baskets over the first few minutes before the Gators strung together a 14-5 run to extend its lead to 30, its largest advantage of the game to that point. Florida would go on to lead by as many as 34 in the contest.

### ALABAMA 54

Player	FG	3FG	FT	R	TP	A	MIN
Horn*	4-12	0-1	6-8	3	14	1	23
Simmons*	3-12	2-4	1-2	2	9	2	32
Robinson*	0-6	0-2	1-2	4	1	1	30
Perkins*	4-14	0-3	2-3	6	10	1	30
Myers*	2-16	1-11	0-0	0	5	0	25
Davis	0-1	0-0	0-0	1	0	0	3
Merritt	0-0	0-0	0-0	1	0	0	2
Hegstetter	1-3	0-0	3-4	5	5	0	23
Hutchen	3-4	0-0	0-0	3	6	0	10
Jack	1-4	0-2	0-0	1	2	1	12
Mitcham	1-2	0-0	0-0	1	2	0	10
TEAM	6						
<b>Totals</b>	<b>19-74</b>	<b>3-23</b>	<b>13-19</b>	<b>33</b>	<b>54</b>	<b>6</b>	<b>200</b>

	Half (23)	Final
FG%	.244 (10-41)	.257
3FG%	.091 (1-11)	.130
FT%	.500 (2-4)	.684

### FLORIDA 87

Player	FG	3FG	FT	R	TP	A	MIN
Mercer*	9-12	0-0	0-0	11	18	0	23
Svete*	4-7	4-6	0-0	4	12	0	25
George*	2-5	0-0	0-0	8	4	7	28
Moss*	6-11	0-0	2-2	7	14	3	29
Bonds*	4-6	1-1	7-11	1	16	2	26
Miller	1-5	0-1	0-0	4	2	0	13
Needles	1-4	1-4	0-0	0	3	8	26
Lewis	3-5	0-0	0-0	8	6	2	18
McIntyre	5-5	0-0	2-3	5	12	0	12
TEAM	3						
<b>Totals</b>	<b>35-60</b>	<b>6-12</b>	<b>11-16</b>	<b>51</b>	<b>87</b>	<b>22</b>	<b>200</b>

	Half (43)	Final
FG%	.615 (16-26)	.583
3FG%	.625 (5-8)	.500
FT%	.667 (6-9)	.688

Fouls: UA 18 (Horn, 4), UF 17 (Three, 3). Turnovers: UA 12 (Robinson, 5), UF 20 (Moss, 6). Blocks: UA 3 (Three, 1), UF 6 (George, 3). Steals: UA 5 (Miller, 2), UF 9 (Four, 2).

## GAME 23

**SOUTH CAROLINA** 53  
**ALABAMA** 65

Feb. 7, 2013 • Tuscaloosa, Ala.  
Foster Auditorium • 984

The women's basketball team fell, 65-53, to 15th-ranked South Carolina Thursday night in Foster Auditorium.

Sophomore Daisha Simmons led all scorers in the game with 18 points while juniors Jasmine Robinson and Shafontaye Myers each contributed 11 points for Alabama. South Carolina had a pair finish with double-doubles as sophomore Aleighsa Welch recorded 16 points and 10 rebounds while senior Ashley Bruner added 15 points and 11 rebounds.

The Gamecocks jumped in front in the opening half and led by as many as 10 points until the Tide used an 11-4 lead to cut it to three with 10:13 to go in the first. South Carolina would head into the locker room with a four-point edge in large part thanks to senior Ashley Bruner's 14-point effort.

The Gamecocks opened the second half on an 18-3 run and eventually led by as many as 20. Alabama cut it to 12 with just over one minute remaining but was unable to get any closer.

### SOUTH CAROLINA 65

Player	FG	3FG	FT	R	TP	A	MIN
Walker*	2-8	1-4	0-2	9	5	4	32
White*	2-8	0-5	2-3	7	6	0	32
Bruner*	7-13	0-1	1-3	11	15	4	31
Welch*	6-8	0-0	4-5	10	16	1	35
Mitchell*	1-6	0-2	0-0	2	2	1	15
Sessions	1-8	0-1	2-2	1	4	2	24
Montout	0-3	0-3	0-0	2	0	0	6
Dozier	2-3	1-2	0-0	2	5	1	8
Ibiam	5-8	0-0	2-4	5	12	0	17
TEAM	4						
<b>Totals</b>	<b>26-65</b>	<b>2-8</b>	<b>11-19</b>	<b>53</b>	<b>65</b>	<b>13</b>	<b>200</b>

	Half (31)	Final
FG%	.412 (14-34)	.400
3FG%	.100 (1-10)	.111
FT%	.667 (2-3)	.579

### ALABAMA 53

Player	FG	3FG	FT	R	TP	A	MIN
Simmons*	7-14	2-3	2-2	2	18	2	34
Robinson*	4-8	1-2	2-4	4	11	0	27
Perkins*	1-3	0-0	0-2	2	2	0	9
Myers*	4-7	3-6	0-1	2	11	1	35
Horn*	2-5	0-0	0-0	4	4	1	19
Merritt	1-3	0-1	0-0	1	2	0	8
Hegstetter	0-1	0-1	0-0	1	0	0	18
Hutchen	1-3	0-0	0-0	2	2	0	18
Jack	0-3	0-2	0-0	1	0	0	10
Mitcham	1-8	0-0	1-2	3	3	3	22
TEAM	2						
<b>Totals</b>	<b>21-55</b>	<b>6-15</b>	<b>5-11</b>	<b>24</b>	<b>53</b>	<b>7</b>	<b>200</b>

	Half (27)	Final
FG%	.423 (11-26)	.382
3FG%	.333 (3-9)	.400
FT%	.500 (2-4)	.455

Fouls: UA 17 (Horn, 5), SC 11 (Mitchell, 3). Turnovers: UA 12 (Horn, 4), SC 14 (Four, 2). Blocks: UA 2 (Two, 1), SC 2 (Two, 1). Steals: UA 3 (Three, 1), SC 5 (Bruner, 2).

## GAME 24

**ARKANSAS** 91<sup>3OT</sup>  
**ALABAMA** 80

Feb. 10, 2013 • Tuscaloosa, Ala.  
Foster Auditorium • 1,311

The women's basketball team dropped a 91-80 decision to Arkansas in triple overtime Sunday afternoon in Foster Auditorium.

Sophomore Daisha Simmons led all scorers with 21 points in addition to nine rebounds, five assists and two steals.

Junior Dominique Wilkins finished as Arkansas' leader in points with 19 while senior Quistelle Williams notched a double-double with 12 points and 11 rebounds.

The Tide opened the game on a 10-4 run and led by as many as eight in the first half, but the Razorbacks used a 7-2 run before heading into the locker room to cut the margin to three, 31-28, at the half.

Arkansas came out firing in the second, stringing together a 12-2 run over the first four minutes to take its first lead since the 18:15 mark of the opening half. Alabama responded with another 10-4 drive to pull within one and would eventually tie the game at 50 off a layup from Horn with 6:14 to go in regulation. With the Razorbacks on top 58-55, Myers drained a three-pointer with just over three seconds on the clock to force overtime.

In the first bonus period, neither team led by more than three, and in the same way regulation ended, Myers connected on another three-point shot.

Alabama opened the second OT with seven unanswered points, but Arkansas came back to score eight of the last nine points.

In the third, it was all Arkansas, as the Razorbacks outscored the Tide 15-4.

### ARKANSAS 91

Player	FG	3FG	FT	R	TP	A	MIN
Peak*	1-6	0-1	1-3	6	3	1	30
Berna*	4-9	2-6	2-6	5	12	11	53
Wilson*	5-14	1-5	8-8	5	19	1	39
Williams*	5-12	2-4	0-1	11	12	4	35
Bowen	8-15	0-0	3-4	8	19	0	38
Watkins	2-8	0-0	0-0	2	4	1	17
Gatting	4-11	2-6	3-4	4	13	2	30
Bailey	0-0	0-0	0-0	0	0	0	4
Wolff	3-4	0-0	3-0	6	9	0	29
TEAM	5						
<b>Totals</b>	<b>32-79</b>	<b>7-22</b>	<b>20-29</b>	<b>52</b>	<b>91</b>	<b>20</b>	<b>275</b>

	Half (28)	Final
FG%	.462 (12-26)	.405
3FG%	.400 (2-5)	.318
FT%	.400 (2-5)	.690

### ALABAMA 80

Player	FG	3FG	FT	R	TP	A	MIN
Robinson*	4-10	2-4	4-8	4	14	1	33
Perkins*	0-4	0-1	4-6	9	4	4	33
Myers*	4-8	3-7	0-0	4	11	0	44
Hegstetter*	2-8	0-0	0-0	3	4	0	19
Mitcham*	1-7	0-1	2-2	10	4	2	33
Simmons	8-16	1-1	4-7	9	21	5	38
Merritt	0-4	0-1	0-0	3	0	2	13
Hutchen	0-0	0-0	2-2	2	2	0	13
Jack	0-5	0-3	1-2	0	1	0	18
Horn	9-17	0-2	1-2	6	19	1	31
TEAM	5						
<b>Totals</b>	<b>28-79</b>	<b>6-20</b>	<b>18-29</b>	<b>55</b>	<b>80</b>	<b>15</b>	<b>275</b>

	Half (31)</
--	-------------

# 2012-13 REVIEW

## GAME 25

ALABAMA 53  
AUBURN 70

Feb. 17, 2013 • Auburn, Ala.  
Auburn Arena • 3,196

The women's basketball team was unable to overcome offensive struggles in the first half, falling 70-53 at Auburn on Sunday at Auburn Arena.

Sophomore Daisha Simmons led Alabama in scoring with 19 points while senior Meghan Perkins added another 11 for the Tide. Simmons also collected a team-high six rebounds, four steals and two assists. Auburn was led by senior Blanche Alverson, who had 22 points, 11 rebounds, six assists and one steal.

Auburn would strike first as Alverson knocked down a three-pointer within the first minute of the game, giving the Tigers the lead, which they would hold for the duration of the contest. Auburn went on to lead by six early on before Alabama cut it to one at 13:43 after scoring five-straight points. From there, however, the Tigers strung together a 21-3 run over the next eight minutes to pull in front by 19. Auburn would lead 41-18 at the half behind a 52.9 percent shooting effort.

The Tigers scored the first five points of the second half before sophomore Brittany Jack connected from three-point range to end Auburn's run. Alabama would cut the Tiger lead down to 17 but could not get any closer for the remainder of the contest.

Player	FG	3FG	FT	R	TP	A	MIN
Mitcham*	1-4	0-0	1-2	5	3	2	15
Simmons*	7-14	3-7	2-4	6	19	2	37
Robinson*	1-4	1-3	0-2	4	3	1	36
Perkins*	3-6	1-2	4-4	3	11	3	29
Myers*	2-12	1-9	0-0	2	5	0	22
Hegstetter	2-4	0-0	0-2	2	1	0	21
Hutchen	1-3	0-0	1-2	0	3	0	8
Jack	2-5	1-4	0-0	2	5	0	14
Horn	0-6	0-0	0-0	5	0	3	18
TEAM	4						
Totals	19-58	7-25	8-16	33	53	11	200
	Half (18)		Final				
FG%	.241 (7-29)		.328				
3FG%	.182 (2-11)		.280				
FT%	.500 (2-4)		.500				

Player	FG	3FG	FT	R	TP	A	MIN
Alverson*	7-13	3-5	5-6	11	22	6	37
Tr. Tanner*	1-3	0-0	0-0	5	2	0	13
Davis*	3-5	0-0	0-0	7	6	0	29
Muhammad*	6-12	0-0	3-4	4	15	4	30
Ty. Tanner*	5-14	0-0	4-5	5	14	4	37
West	1-1	0-0	0-0	1	2	1	9
Clay	1-4	0-1	2-2	0	4	4	16
King	0-1	0-0	0-0	2	0	0	7
Capers	2-2	0-0	1-4	5	5	2	22
TEAM	4						
Totals	26-55	3-6	15-21	44	70	21	200
	Half (41)		Final				
FG%	.529 (18-34)		.473				
3FG%	.600 (3-5)		.500				
FT%	1.000 (2-2)		.714				

Fouls: UA 17 (Simmons, 4), AU 17 (Four, 3). Turnovers: UA 18 (Perkins, 6), AU 19 (Four, 3). Blocks: UA 3 (Three, 1), AU 1 (Tr. Tanner, 1). Steals: UA 10 (Simmons, 4), AU 7 (Muhammad, 2).

## GAME 26

ALABAMA 51  
MISSISSIPPI STATE 75

Feb. 21, 2013 • Starkville, Miss.  
Humphrey Coliseum • 1,294

Shooting woes continued to hamper the women's basketball team as it went 26.2 percent from the floor in a 75-51 loss at Mississippi State on Thursday.

Redshirt sophomore Kaneisha Horn led Alabama in scoring with 16 points, in addition to eight rebounds, two blocks and one steal while senior Meghan Perkins collected a team-high 10 rebounds and four blocks. Mississippi State got big games from sophomores Martha Alwal and Carnecia Williams, who combined for 43 points, 23 rebounds, nine blocks and five steals.

The Bulldogs struck first as Alwal connected on Mississippi State's first possession of the game less than 30 seconds in. Alabama stayed within four until the Bulldogs scored eight unanswered points to pull in front by 10 at the 11:17 mark. The Tide would cut it to five minutes later; however Mississippi State would build its lead back up to 10 at the half, 38-28.

The Bulldogs came out and dominated the second half, outscoring Alabama 17-2 over the first eight minutes. Horn ended the Tide's scoring drought with five straight free throws to bring the score to 55-35 with 10:46 to play. The Bulldogs would go on to lead by as many as 27 in the contest.

Player	FG	3FG	FT	R	TP	A	MIN
Mitcham*	2-2	0-0	0-0	5	4	1	22
Simmons*	3-10	1-4	0-0	0	7	2	28
Robinson*	1-12	0-4	3-4	3	5	4	25
Perkins*	1-7	0-1	0-0	10	2	3	25
Myers*	3-6	3-6	0-0	0	9	0	24
Merritt	0-2	0-1	0-0	2	0	0	16
Hegstetter	1-4	0-0	0-0	2	2	0	14
Hutchen	3-7	0-0	0-1	4	6	0	11
Jack	0-3	0-1	0-0	2	0	0	12
Horn	3-12	1-1	9-10	8	16	0	23
TEAM	4						
Totals	17-65	5-18	12-15	40	51	10	200
	Half (28)		Final				
FG%	.275 (11-40)		.262				
3FG%	.200 (2-10)		.278				
FT%	.800 (4-5)		.800				

Player	FG	3FG	FT	R	TP	A	MIN
Alwal*	7-18	0-1	4-7	15	18	1	35
C. Williams*	8-12	0-0	9-12	8	25	2	29
Gaynor*	2-4	2-4	0-0	2	6	1	21
May*	1-5	0-0	0-0	3	2	4	18
Grant*	5-16	1-2	0-0	6	11	2	31
S. Williams	1-2	0-0	2-2	5	4	0	14
Foster	0-1	0-0	0-0	3	0	0	20
Young	0-1	0-0	0-0	0	0	0	2
James	1-4	0-0	3-4	6	5	1	22
Wash	0-0	0-0	0-0	0	0	0	1
Ward	1-3	0-2	2-2	1	0	0	7
TEAM	6						
Totals	26-66	3-9	20-27	55	75	11	200
	Half (38)		Final				
FG%	.378 (14-37)		.394				
3FG%	.500 (1-2)		.333				
FT%	.692 (9-13)		.741				

Fouls: UA 19 (Simmons, 4), MSU 21 (Alwal, 4). Turnovers: UA 21 (Simmons, 6), MSU 17 (May, 3). Blocks: UA 8 (Perkins, 4), MSU 11 (Alwal, 8). Steals: UA 7 (Merritt, 4), MSU 13 (Alwal, 3).

## GAME 27

FLORIDA 67  
ALABAMA 61

Feb. 24, 2013 • Tuscaloosa, Ala.  
Foster Auditorium • 1,405

Three Crimson Tide players recorded double-digit points, but it was not enough as the women's basketball team was edged by Florida, 67-61, on Sunday at Foster Auditorium.

Junior Shafontay Myers led the team with 15 points in addition to four rebounds and one steal. Aiding in the Tide's play was senior Meghan Perkins, who finished with 14 points, five rebounds, five assists, two blocks and one steal. Freshman Nikki Hegstetter and redshirt sophomore Kaneisha Horn both captured a team high of six rebounds. The Gators were led by junior Jattera Bonds with 15 points along with redshirt sophomore Kayla Lewis, collecting 14 points and 11 rebounds.

Florida took an early lead and remained in front until a 12-3 run by Alabama gave the Tide a 29-26 advantage with 3:51 to play in the first. Gator junior Lily Svete knocked down back-to-back three pointers to put Florida back in front with under two minutes to go. The Gators would hold a one-point edge, 32-31, heading into halftime.

Alabama came out hot in the second, opening the half with eight unanswered points. The Tide would lead by as many as 13; however a 19-4 run spanning five minutes for Florida gave the Gators the lead back with 5:16 to play, which they would hold onto for the duration of the contest.

Player	FG	3FG	FT	R	TP	A	MIN
Mercer*	3-7	0-0	0-1	5	6	0	20
Svete*	4-9	3-8	0-0	1	11	0	24
George*	3-10	0-0	0-0	8	6	0	27
Bonds*	6-8	1-1	2-2	6	15	4	33
Moss*	2-7	0-0	0-0	6	0	9	27
Miller	1-5	1-4	0-0	1	3	0	13
Needles	2-7	2-6	0-0	0	6	3	23
Lewis	6-10	0-1	2-2	11	14	0	25
McIntyre	1-2	0-0	0-0	2	2	0	8
TEAM	8						
Totals	28-65	7-20	4-5	48	67	16	200
	Half (32)		Final				
FG%	.419 (13-31)		.431				
3FG%	.462 (6-13)		.350				
FT%	.000 (0-0)		.800				

Player	FG	3FG	FT	R	TP	A	MIN
Hegstetter*	3-8	0-0	0-0	6	6	0	29
Horn*	4-9	1-1	0-2	6	9	3	31
Simmons*	0-8	0-4	0-0	5	0	7	31
Robinson*	5-13	0-5	1-4	2	11	2	29
Perkins*	3-11	1-3	7-8	5	14	5	35
Myers	6-15	3-12	0-0	4	15	0	26
Hutchen	3-5	0-0	0-0	5	6	0	19
TEAM	4						
Totals	24-69	5-25	8-14	37	61	17	200
	Half (31)		Final				
FG%	.294 (10-34)		.348				
3FG%	.357 (5-14)		.200				
FT%	.600 (6-10)		.571				

Fouls: UA 12 (Hegstetter, 3; Horn, 3), UF 11 (McIntyre, 3). Turnovers: UA 12 (Horn, 3; Simmons, 3), UF 21 (George, 5). Blocks: UA 5 (Perkins, 2; Hutchen, 2), UF 2 (George, 1; Moss, 1). Steals: UA 11 (Hutchen, 3), UF 7 (Miller, 2; Needles, 2).

## GAME 28

ALABAMA 42  
LSU 76

Feb. 28, 2013 • Baton Rouge, La.  
Maravich Center • 5,269

The women's basketball team dropped a 76-42 decision at LSU on Thursday in the Pete Maravich Assembly Center.

The Tigers took advantage of their 31 trips to the free throw line, hitting 26, while the Tide was 3-8 from the stripe. LSU also out-rebounded Alabama, 58-35, including 20-8 on the offensive glass.

The Tigers opened the game with 13 straight points before sophomore Daisha Simmons hit Alabama's first basket at the 14:54 mark. The Tide chipped its deficit down to five but the Tigers would respond with eight unanswered to pull in front 25-12 with 7:05 remaining in the half. LSU would close out the half on a 14-7 run to lead 39-19 at the break.

The Tigers would continue to distance themselves in the second half, thanks to a 12-4 run over the first four minutes. LSU would lead by as many as 36 in the game.

Simmons finished as the Tide's leading scorer with 10 points while junior Jasmine Robinson pulled down a team-high seven rebounds. The Tigers were led by senior Adrienne Webb, who had 21 points. In addition, freshman Danielle Ballard added 14 points, 10 rebounds and five steals.

Player	FG	3FG	FT	R	TP	A	MIN
Hegstetter*	2-8	0-1	0-0	3	4	0	30
Horn*	4-11	1-2	0-0	6	9	2	32
Simmons*	3-9	1-6	3-4	3	10	3	27
Robinson*	2-6	0-2	0-0	7	4	4	28
Myers*	1-11	1-10	0-0	2	3	2	24
Davis	1-3	0-0	0-0	0	2	0	11
Merritt	2-6	0-3	0-0	2	4	0	20
Hutchen	2-5	0-0	0-4	6	4	0	18
Jack	1-4	0-3	0-0	0	2	0	10
TEAM	6						
Totals	18-63	3-27	3-8	35	42	11	200
	Half (19)		Final				
FG%	.258 (8-31)		.286				
3FG%	.000 (0-12)		.111				
FT%	.500 (3-6)		.375				

Player	FG	3FG	FT	R	TP	A	MIN
Plaisance*	3-8	0-0	7-10	12	13	4	29
McKinney*	0-2	0-1	2-2	4	2	0	26
Lutley*	5-15	1-6	1-2	6	12	2	27
Webb*	5-17	1-6	10-10	7	21	1	33
Ballard*	6-13	0-0	2-3	10	14	1	29
Youngblood	2-4	0-0	2-2	5	6	0	21
Pedersen	1-4	0-1	2-2	2	4	1	22
Kenney	2-4	0-1	0-0	6	4	2	13
TEAM	6						
Totals	24-67	2-15	26-31	58	76	11	200
	Half (39)		Final				
FG%	.297 (11-37)		.358				
3FG%	.167 (1-6)		.133				
FT%	.889 (16-18)		.839				

Fouls: UA 21 (Five, 4), LSU 11 (Youngblood, 5). Turnovers: UA 18 (Simmons, 4; Robinson, 4), LSU 16 (Plaisance, 4). Blocks: UA 2 (Hegstetter, 1; Merritt, 1), LSU 2 (Plaisance, 1; Ballard, 1). Steals: UA 7 (Horn, 2; Hutchen 2), LSU 12 (Ballard, 5).

**GAME 29**

**MISSOURI 64**  
**ALABAMA 88**

March 3, 2013 • Tuscaloosa, Ala.  
Foster Auditorium • 1,133

The women's basketball team closed out the regular season with an 88-64 loss to Missouri on Sunday in Foster Auditorium. The Crimson Tide now stands at 12-17 overall and 2-14 against Southeastern Conference opponents, while the Tigers improve to 17-13 on the season and 6-10 in the league.

The Tigers shot 46.4 percent for the game, which included 13 three pointers. In addition, Missouri had 53 rebounds, 38 of which came on the defensive glass.

The game started out close with the teams trading baskets until Missouri used a 25-2 run to pull in front 36-14 at the 5:50 mark. From there, Alabama was able to cut its deficit to 15, but the Tigers knocked down another three pointer before the break to lead the Tide 41-23 at the half.

Missouri continued to distance itself from Alabama in the second half, leading by as many as 32 in the game.

Sophomore Daisha Simmons would finish as the Tide's top scorer with 17 points in addition to three rebounds, three assists, two blocks and one steal. Junior Jasmine Robinson contributed 11 points and five rebounds while freshman Nikki Hegstetter pulled down a team-high six rebounds. For the Tigers, junior Bri Kulas led both teams in scoring, collecting 23 points and 14 rebounds. Aiding in Missouri's win were seniors Liz Smith and Liene Priede both recording 11 points each.

MISSOURI		88					
Player	FG	3FG	FT	R	TP	A	MIN
Kulas*	9-14	4-5	1-2	14	23	0	25
Smith*	3-6	0-0	5-6	4	11	0	19
Simmons*	2-5	1-3	0-0	0	5	6	20
Crafton*	2-5	0-2	1-2	2	5	2	11
Eye*	3-7	3-7	0-0	6	9	0	23
Saunders	1-3	0-0	0-0	3	2	0	8
Doty	0-3	0-1	0-0	4	0	8	18
Mo. Stock	3-4	1-2	0-0	3	7	0	14
Fowler	2-6	2-3	0-0	2	6	0	12
Ma. Stock	1-4	1-3	2-2	3	5	4	17
Hudyn	2-6	0-0	0-0	4	4	1	12
Priede	4-6	1-2	2-2	4	11	2	21
TEAM	4						
Totals	32-69	13-28	11-14	53	88	23	200

	Half (41)	Final
FG%	.444 (16-36)	.464
3FG%	.500 (7-14)	.464
FT%	.500 (2-4)	.786

ALABAMA		64					
Player	FG	3FG	FT	R	TP	A	MIN
Hegstetter*	3-10	0-0	0-0	6	6	1	31
Horn*	0-4	0-1	0-0	2	0	0	9
Simmons*	7-14	3-6	0-0	3	17	3	36
Robinson*	3-12	1-5	4-4	5	11	0	32
Perkins*	1-4	0-1	4-4	4	6	2	16
Davis	0-0	0-0	0-0	0	0	0	9
Merritt	2-3	1-1	3-5	5	8	1	15
Myers	3-12	2-10	0-0	3	8	3	27
Hutchen	1-3	0-0	0-0	2	2	3	15
Jack	2-5	2-4	0-0	0	6	1	10
TEAM	2						
Totals	22-67	9-28	11-13	32	64	14	200

	Half (23)	Final
FG%	.242 (8-33)	.328
3FG%	.231 (3-13)	.321
FT%	1.000 (4-4)	.846

Fouls: UA 10 (Hutchen, 3), UM 14 (Smith, 4). Turnovers: UA 10 (Robinson, 3), UM 15 (Kulas, 3; Doty, 3). Blocks: UA 6 (Hegstetter, 2; Simmons, 2), UM 1 (Smith, 1). Steals: UA 7 (Davis, 2), UM 4 (Four, 1).

**GAME 30**

**ALABAMA 63**  
**MISSISSIPPI STATE 36**

March 6, 2013 • Duluth, Ga.  
Arena at Gwinnett Center • 1,989

Senior Meghan Perkins and sophomore Daisha Simmons combined for 30 points to lead the women's basketball team to a 63-36 victory over Mississippi State in the first round of the Southeastern Conference Tournament on Thursday. The win marks the team's first in the tournament since 2005.

The Tide shot 34.4 percent from the field while holding the Bulldogs to 22.6 percent for the game. Mississippi State's 36 points ties for the fewest points scored in tournament history. Alabama also out-rebounded the Bulldogs, 48-42, outscored them 30-12 in the paint and had 13 steals compared to Mississippi State's three.

Alabama and Mississippi State went back and forth over the first four minutes of the game before the Tide scored seven unanswered points to jump in front, 13-6, at the 13:14 mark. The Bulldogs would pull within one with just over six minutes to go but would come no closer as Alabama closed out the half on a 6-1 run to lead 23-17 at the break.

The Tide carried its momentum over to the second half where it used an 11-5 run to lead by 12, 34-22, with 15:14 to play. Alabama continued to distance itself from Mississippi State, leading by as many as 29 in the game after holding the Bulldogs scoreless for a four-minute span.

Perkins finished as the game's leading scorer with 17 points while Simmons recorded the game's lone double-double with 13 points and 10 rebounds.

ALABAMA		63					
Player	FG	3FG	FT	R	TP	A	MIN
Hegstetter*	1-4	0-0	2-2	0	4	1	30
Horn*	3-8	0-0	1-2	5	7	1	26
Simmons*	4-13	1-4	4-5	10	13	2	37
Robinson*	4-11	1-2	0-3	10	9	0	28
Perkins*	7-9	0-0	3-4	5	17	1	25
Davis	0-0	0-0	0-0	0	0	1	3
Merritt	0-0	0-0	0-0	0	0	0	3
Myers	2-13	0-9	2-2	2	6	0	19
Waters	0-0	0-0	2-2	0	2	0	3
Hutchen	0-4	0-0	2-2	9	2	0	19
Jack	1-2	1-2	0-0	1	3	0	7
TEAM	6						
Totals	22-64	3-17	16-22	48	63	6	200

	Half (23)	Final
FG%	.300 (9-30)	.344
3FG%	.000 (0-9)	.176
FT%	.625 (5-8)	.727

MISSISSIPPI STATE		36					
Player	FG	3FG	FT	R	TP	A	MIN
C. Williams*	2-5	0-0	1-2	3	5	0	22
Alwat*	3-8	0-0	0-0	6	6	2	30
Gaynor*	3-12	2-10	0-0	4	8	4	30
Grant*	2-14	1-7	2-4	11	7	2	34
James*	2-12	0-5	0-0	4	4	2	27
S. Williams*	1-4	0-0	1-2	6	3	0	20
May	1-3	1-1	0-0	0	3	0	13
Foster	0-1	0-0	0-0	1	0	0	10
Young	0-0	0-0	0-0	1	0	0	6
Wash	0-0	0-0	0-1	2	0	0	2
Ward	0-3	0-3	0-0	1	0	0	6
TEAM	3						
Totals	14-62	4-26	4-9	42	36	10	200

	Half (17)	Final
FG%	.200 (6-30)	.226
3FG%	.188 (3-16)	.154
FT%	.500 (2-4)	.444

Fouls: UA 14 (Three, 3), MSU 20 (S. Williams, 4). Turnovers: UA 13 (Simmons, 4), MSU 20 (Gaynor, 4). Blocks: UA 3 (Simmons, 2), MSU 6 (Alwat, 4). Steals: UA 13 (Robinson, 5), MSU 3 (Three, 1).

**GAME 31**

**ALABAMA 35**  
**SOUTH CAROLINA 77**

March 7, 2013 • Duluth, Ga.  
Arena at Gwinnett Center • 2,744

The Alabama men's basketball team won 61-58 over Georgia on a Trevor Releford half-court three-point basket at the in Coleman Coliseum. Releford led the Tide with 19 points while sophomore forward Nick Jacobs chipped in 11 points and five rebounds.

The Tide started the game with a 13-3 run, keyed by perfect 5-for-5 shooting and a pair of three-point buckets by Releford. Alabama was hot throughout the first 20 minutes, shooting 45 percent from the floor and beyond the three-point arc, plus 6-of-7 from the free-throw line to build a 14-point lead at the half.

Alabama received excellent production from its bench, which contributed 23 of 61 points for the Tide in the game. The bench production was led by Jacobs, who finished with 11 points. The Alabama guards played a key role as well, picking up eight steals as part of 16 turnovers forced by the Tide.

ALABAMA		35					
Player	FG	3FG	FT	R	TP	A	MIN
Hegstetter*	4-11	0-1	0-0	7	8	0	34
Horn*	3-10	0-2	0-2	5	6	0	27
Simmons*	3-7	1-3	3-4	5	10	2	28
Robinson*	1-9	0-2	0-0	2	2	3	31
Perkins*	0-4	0-0	0-0	1	0	0	9
Davis	0-0	0-0	0-0	0	0	0	4
Merritt	0-0	0-0	0-0	2	0	0	5
Myers	1-7	1-6	0-0	1	3	0	24
Waters	0-0	0-0	2-2	1	2	0	7
Hutchen	1-3	0-0	0-2	3	2	0	13
Jack	1-6	0-4	0-0	1	2	0	18
TEAM	3						
Totals	14-57	2-18	5-10	31	35	5	200

	Half (18)	Final
FG%	.267 (8-30)	.246
3FG%	.111 (1-9)	.111
FT%	.250 (1-4)	.500

SOUTH CAROLINA		77					
Player	FG	3FG	FT	R	TP	A	MIN
Bruner*	5-6	0-0	0-2	14	10	1	24
Welch*	1-3	0-0	7-8	4	9	1	18
Walker*	3-7	2-4	0-0	3	8	5	26
White*	2-5	1-2	0-0	1	5	1	21
Mitchell*	3-9	1-1	2-2	6	9	2	33
Sessions	4-5	1-1	2-5	2	11	1	23
Montout	1-3	1-3	0-0	2	3	1	11
Dozier	1-5	0-1	1-3	3	3	1	18
Ibiam	8-12	0-0	3-7	9	19	1	26
TEAM	3						
Totals	28-55	6-12	15-27	47	77	14	200

	Half (28)	Final
FG%	.375 (9-24)	.509
3FG%	.500 (3-6)	.500
FT%	.500 (7-14)	.556

Fouls: UA 18 (Horn, 5), SC 12 (Four, 2). Turnovers: UA 10 (Horn, 4), SC 8 (Bruner, 2; Walker, 2). Blocks: UA 0, SC 4 (Ibiam, 2). Steals: UA 1 (Hegstetter, 1), SC 5 (Ibiam, 2).

# RECORDS & HISTORY

## YEAR-BY-YEAR TEAM STATISTICS

Season	G	FG-FGA	FG%	3FG-FGA	3FG%	FT-FTA	FT%	REB	Avg	PF-fo	A	TO	BL	S	Pts	Avg
1974-75	25	722-2066	.349	0-0	.000	294-521	.564	941	37.6	606-0	0	0	0	0	1,738	69.5
1975-76	22	664-1530	.434	0-0	.000	261-499	.523	920	41.8	402-0	375	547	0	265	1,589	72.2
1976-77	28	881-2145	.411	0-0	.000	347-581	.597	1245	44.5	664-0	332	638	0	254	2,109	75.3
1977-78	31	931-2145	.434	0-0	.000	343-569	.603	1328	42.8	605-0	424	792	0	0	2,205	71.1
1978-79	26	752-1684	.447	0-0	.000	468-681	.687	1098	42.2	531-0	166	458	48	170	1,972	75.8
1979-80	27	760-1767	.430	0-0	.000	426-599	.711	1045	38.7	572-0	365	517	89	223	1,946	72.1
1980-81	33	1031-2330	.442	0-0	.000	427-634	.674	1300	39.4	563-20	636	555	107	305	2,489	75.4
1981-82	28	829-1799	.461	0-0	.000	305-485	.629	1111	39.7	431-8	428	451	62	215	1,963	70.1
1982-83	29	818-1896	.431	0-0	.000	401-628	.639	1198	41.3	537-0	351	471	76	233	2,037	70.2
1983-84	32	1056-2208	.478	0-0	.000	342-537	.637	1371	42.8	649-0	521	555	98	348	2,454	76.7
1984-85	28	880-1826	.482	0-0	.000	386-595	.649	1144	40.9	530-17	420	578	68	305	2,146	76.6
1985-86	29	914-1874	.488	0-0	.000	417-596	.700	1101	38.0	515-14	495	497	46	270	2,245	77.4
1986-87	29	897-1903	.471	0-0	.000	462-744	.621	1168	40.3	621-17	437	532	53	337	2,256	77.8
1987-88	28	849-1828	.464	40-141	.284	411-651	.631	1129	40.3	597-16	434	614	61	344	2,149	76.8
1988-89	29	836-1875	.446	38-117	.325	417-629	.663	1316	45.4	612-14	391	618	47	226	2,127	73.3
1989-90	28	711-1858	.383	104-324	.321	393-606	.649	1276	45.6	516-15	516	307	58	80	1,919	68.5
1990-91	29	761-1755	.434	97-281	.345	550-803	.685	1224	42.2	561-15	450	580	60	276	2,169	74.8
1991-92	30	942-2235	.421	248-765	.324	505-724	.698	1399	46.6	666-13	500	573	51	406	2,637	87.9
1992-93	31	970-2232	.435	237-696	.341	511-736	.694	1393	44.9	645-11	546	590	92	411	2,688	86.7
1993-94	33	1032-2343	.440	223-691	.323	553-831	.665	1622	49.2	717-19	597	598	135	356	2,840	86.1
1994-95	31	934-2228	.419	226-688	.328	500-705	.709	1471	47.5	575-15	518	522	103	285	2,594	83.7
1995-96	32	922-2103	.438	179-524	.342	478-757	.631	1422	44.4	558-7	508	477	100	305	2,501	78.2
1996-97	32	890-2137	.416	175-580	.302	555-824	.674	1551	48.5	587-10	484	511	121	318	2,510	78.4
1997-98	34	948-2100	.451	198-552	.359	503-752	.669	1415	41.6	618-11	560	542	144	257	2,597	76.4
1998-99	31	837-1916	.437	164-489	.335	565-821	.688	1350	43.5	627-7	442	586	122	265	2,403	77.5
1999-00	29	720-1711	.421	122-417	.293	404-637	.634	1196	41.2	550-13	346	560	111	227	1,966	67.8
2000-01	31	698-1673	.417	148-448	.330	446-678	.658	1155	37.3	610-23	409	590	102	188	1,990	64.2
2001-02	31	809-1750	.462	191-476	.401	475-702	.677	1196	38.6	620-17	381	591	71	228	2,284	73.7
2002-03	28	644-1642	.392	179-536	.334	298-437	.682	1095	39.1	525-12	322	468	88	145	1,765	63.0
2003-04	28	683-1688	.405	169-529	.320	323-496	.651	1150	41.1	500-9	312	468	82	184	1,858	66.4
2004-05	29	676-1754	.385	156-470	.332	432-651	.664	1189	41.0	590-15	300	499	114	206	1,940	66.9
2005-06	28	599-1465	.409	94-323	.291	404-643	.628	1114	39.8	508-9	304	628	95	211	1,696	60.6
2006-07	30	668-1651	.405	151-488	.309	317-468	.677	1142	38.1	594-9	371	736	65	313	1,804	60.1
2007-08	30	620-1588	.390	98-342	.287	308-496	.621	1141	38.0	566-13	341	778	115	265	1,646	54.9
2008-09	30	714-1899	.376	149-566	.263	327-494	.662	1228	40.9	546-9	400	529	105	207	1,904	63.5
2009-10	30	738-1862	.396	128-438	.292	317-516	.614	1214	40.5	614-18	388	572	87	227	1,921	64.0
2010-11	33	795-2108	.377	137-465	.295	452-709	.638	1278	38.7	667-17	375	551	95	353	2,179	66.0
2011-12	31	659-1843	.358	103-400	.258	419-655	.640	1208	39.0	581-13	292	561	84	284	1,840	59.4
2012-13	31	724-2134	.339	171-667	.256	394-632	.623	1229	39.6	567-10	352	490	115	334	2013	64.9



## TEAM SCORING RECORDS

### POINTS IN A SEASON

Season	GM	Avg	Points
1. 1993-94	33	86.1	2,840
2. 1992-93	31	86.7	2,688
3. 1991-92	30	87.9	2,637
4. 1997-98	34	76.4	2,597
5. 1994-95	31	78.2	2,594
6. 1996-97	32	78.4	2,510
7. 1995-96	32	78.2	2,501
8. 1980-81	33	75.4	2,489
9. 1983-84	32	76.7	2,454
10. 1998-99	31	77.5	2,403

### POINTS IN A GAME

Date/Opponent	Points
Feb. 25, 1993 vs. Oral Roberts	122-52
March 18, 1995 vs. Duke	121-120 (4OT)
Dec. 29, 1994 vs. UNC-Asheville	119-46
Jan. 12, 1994 vs. Troy	119-43
Jan. 29, 1991 vs. Louisiana-Monroe	118-86
Dec. 18, 1992 vs. Grambling State	117-51
Jan. 13, 1992 vs. Appalachian State	114-90
Dec. 15, 1992 vs. Austin Peay	111-79
Feb. 24, 1992 vs. Mississippi Valley State	110-51
Dec. 29, 1993 vs. East Carolina	107-53
Feb. 3, 1993 vs. Loyola-Chicago	107-64
Nov. 29, 1988 vs. Tennessee State	107-43

## MISCELLANEOUS SCORING RECORDS

### MOST POINTS SCORED

Half	68 vs. Mississippi Valley State, second half (Feb. 24, 1992)
Game	122 vs. Oral Roberts (Feb. 25, 1993)
By Opponent - regulation	110 by Tennessee (Jan. 6, 2011)
	110 by Mississippi State (Jan. 15, 1977)
By Opponent - overtime	120 by Duke - four OTs (March 18, 1995)
Combined - regulation	204 (118-86) vs. Louisiana Monroe (Nov. 29, 1991)
	204 (103-101) vs. Florida (Jan. 4, 1992)
	204 (114-90) vs. Appalachian State (Jan. 13, 1992)
Combined - overtime	241 (121-120) vs. Duke - four OTs (March 18, 1995)
Home	122 vs. Oral Roberts (Feb. 25, 1993)
Away	119 vs. Troy (Jan. 12, 1994)
Season	2,840 in 33 games (1993-94)
Largest Margin of Victory	70 (122-52) vs. Oral Roberts (Feb. 25, 1993)
Highest Scoring Average in a Season	87.9 over 30 games (1991-92)

### FEWEST POINTS SCORED

Game	34 vs. South Carolina (Feb. 9, 2003)
	34 vs. LSU (Jan. 11, 2009)
By Opponent	21 by Georgia State (Dec. 21, 1990)
Combined	82 (48-34) vs. South Carolina (Feb. 9, 2003)
Home	34 vs. South Carolina (Feb. 9, 2003)
Away	34 vs. LSU (Jan. 11, 2009)
Season	1,589 in 22 games (1975-76)
Loss Margin	65 (45-110) at Tennessee (Jan. 6, 2011)
Lowest Scoring Average in a Season	54.9 over 30 games (2007-08)

## LARGEST MARGINS OF VICTORY

### VS. ALL OPPONENTS

Date	Opponent	Score	Margin
Jan. 12, 1994	at Troy	119-43	+76
Dec. 29, 1994	vs. UNC-Asheville	119-46	+73
Feb. 25, 1993	Oral Roberts	122-52	+70
Dec. 3, 1993	Coppin State	98-31	+67
Dec. 18, 1992	Grambling State	117-51	+66
Dec. 29, 1983	at Queens College	113-47	+66
Nov. 30, 1990	Tuskegee	106-41	+65
Nov. 29, 1988	Tennessee State	107-43	+64
Jan. 31, 1996	Alabama State	105-42	+63
Dec. 2, 1997	Samford	104-43	+61
Jan. 17, 1976	Tuskegee	101-40	+61
Dec. 27, 1983	vs. Xavier	102-42	+60

### VS. SEC OPPONENTS

Date	Opponent	Score	Margin
Feb. 9, 1997	South Carolina	87-38	+49
Feb. 21, 1999	Vanderbilt	102-59	+43
Feb. 6, 1997	Arkansas	102-61	+41
Jan. 13, 1996	Mississippi State	97-64	+33
Jan. 31, 1995	at LSU	90-60	+30

# RECORDS & HISTORY

## INDIVIDUAL SCORING RECORDS

### CAREER LEADERS

#### POINTS

Name	Seasons	GM	Avg	Pts
1. Dominique Canty	1996-99	127	18.1	2,294
2. Niesa Johnson	1992-95	125	17.1	2,134
3. Carol Smith	1982-86	116	17.3	2,018
4. Yolanda Watkins	1993-97	125	14.2	1,778
5. Terri Hillard	1980-84	122	13.4	1,606
6. Tierney Jenkins	2008-11	122	12.6	1,535
7. Betsy Harris	1990-94	123	12.3	1,519
8. Shondra Johnson	1998-2002	115	12.1	1,411
9. Shalonda Enis	1995-97	64	20.5	1,309
10. Leslie Payne	1977-81	108	12.4	1,299

#### SCORING AVERAGE (min. 50 games)

Name	Seasons	GM	Pts	Avg
1. Shalonda Enis	1995-97	64	1,309	20.5
2. Cassandra Crumpton	1982-84	59	1,073	18.2
3. Dominique Canty	1995-99	127	2,294	18.1
Linda Burgess	1990-92	59	1,069	18.1
5. Carol Smith	1982-86	116	2,018	17.3
6. Niesa Johnson	1992-95	125	2,134	17.1
7. Yolanda Watkins	1993-97	125	1,778	14.2
8. Terri Hillard	1980-84	122	1,606	13.4
9. Tierney Jenkins	2008-11	122	1,535	12.6
Tracey Rutledge	1985-88	85	1,069	12.6

### SINGLE-SEASON LEADERS

#### POINTS

Name	Season	GM	Avg	Pts
1. Shalonda Enis	1995-96	32	23.9	766
2. Dominique Canty	1997-98	34	21.5	732
3. Niesa Johnson	1994-95	31	21.1	653
4. Dominique Canty	1998-99	31	19.7	612
5. Linda Burgess	1991-92	30	20.3	610
6. Terri Hillard	1981-82	28	20.3	569
7. Carol Smith	1985-86	29	19.4	564
8. Cassandra Crumpton	1983-84	32	17.5	559
9. Shalonda Enis	1996-97	32	17.0	543
10. Cassandra Crumpton	1982-83	29	18.3	532

#### SCORING AVERAGE

Name	Season	GM	Pts	Avg
1. Shalonda Enis	1995-96	32	766	23.9
2. Dominique Canty	1997-98	34	732	21.5
3. Niesa Johnson	1994-95	31	653	21.1
4. Linda Burgess	1991-92	30	610	20.3
Terri Hillard	1981-82	28	569	20.3
6. Dominique Canty	1998-99	31	612	19.7
7. Julie Ellis	1974-75	25	490	19.6
8. Carol Smith	1985-86	29	561	19.4
9. Cassandra Crumpton	1982-83	29	532	18.3
10. Cassandra Crumpton	1983-84	32	559	17.5

### GAME LEADERS

#### POINTS

Name	Date/Opponent	Points
1. Amy Lannom	Jan. 4, 1992 vs. Florida	38
2. Linda Burgess	Dec. 2, 1991 vs. Loyola-Chicago	37
3. Shalonda Enis	Nov. 29, 1995 vs. East Tennessee State	35
4. Shalonda Enis	Dec. 17, 1995 vs. Georgia	34
Linda Burgess	Jan. 7, 1991 vs. UAB	34
Cassandra Crumpton	Jan. 22, 1983 vs. LSU	34
7. Varisia Raffington	Nov. 28, 2009 vs. CSU Bakersfield	33
LaToya Thomas	Feb. 7, 2002 vs. Miss. State	33
Dominique Canty	Jan. 31, 1999 vs. Tennessee	33
Shalonda Enis	Jan. 28, 1996 vs. Tennessee	33
Yolanda Watkins	March 18, 1995 vs. Duke	33
Niesa Johnson	Jan. 3, 1995 vs. East Tennessee State	33
Carol Smith	Nov. 22, 1985 vs. Tennessee State	33
Terri Hillard	Jan. 6, 1982 vs. Mississippi State	33

### YEAR-BY-YEAR SCORING

Year	Name	Class.	Pos.	Games	Points	Avg.
1974-75	Julie Ellis	Jr.	F	25	490	19.6
1975-76	Julie Ellis	Sr.	F	22	332	15.1
1976-77	Ledeann Hutton	Fr.	G	27	300	11.1
1977-78	Sandra Murray	Soph.	C/F	31	437	14.1
1978-79	Anne Cale	Soph.	C	24	344	14.3
1979-80	Glenda Boss	Jr.	F	20	268	13.4
1980-81	Leslie Payne	Sr.	C	33	410	12.4
1981-82	Terri Hillard	Soph.	G/F	28	569	20.3
1982-83	Cassandra Crumpton	Jr.	F	29	532	18.3
1983-84	Cassandra Crumpton	Sr.	F	32	559	17.5
1984-85	Carol Smith	Jr.	C	28	491	17.5
1985-86	Carol Smith	Sr.	C	29	564	19.5
1986-87	Cynthia McDougle	Jr.	F	29	467	16.1
1987-88	Tracey Rutledge	Jr.	G	28	407	14.5
1988-89	Laura Heard	Jr.	F	27	324	12.0
1989-90	Laura Heard	Sr.	F	20	246	12.3
1990-91	Linda Burgess	Jr.	F	29	459	15.8
1991-92	Linda Burgess	Sr.	F	30	610	20.3
1992-93	Niesa Johnson	Soph.	G	31	499	16.1
1993-94	Yolanda Watkins	Soph.	F/C	33	496	15.0
Niesa Johnson	Jr.	G	33	494	15.0	
1994-95	Niesa Johnson	Sr.	G	31	685	21.1
1995-96	Shalonda Enis	Jr.	F/C	32	766	23.9
1996-97	Shalonda Enis	Sr.	F/C	32	543	17.0
1997-98	Dominique Canty	Jr.	G	34	732	21.5
1998-99	Dominique Canty	Sr.	G	31	612	19.7
1999-00	Shondra Johnson	Soph.	G	27	344	12.7
2000-01	Shondra Johnson	Jr.	G	27	361	13.4
2001-02	Shondra Johnson	Sr.	G	30	445	14.8
2002-03	Beth Vice	Sr.	G	28	349	12.5
2003-04	Monique Bivens	Jr.	G	28	402	14.4
2004-05	Monique Bivens	Sr.	G	29	350	12.1
2005-06	Navonda Moore	Jr.	G	27	338	12.5
2006-07	Navonda Moore	Sr.	G	29	395	13.6
2007-08	Tierney Jenkins	Fr.	F	30	354	11.8
2008-09	Tierney Jenkins	Soph.	F	30	333	11.1
2009-10	Tierney Jenkins	Jr.	F	29	337	11.6
2010-11	Tierney Jenkins	Sr.	F	33	511	15.5
2011-12	Jasmine Robinson	Soph.	G	31	353	11.4
2012-13	Daisha Simmons	Soph.	G	0	384	12.4

### MOST POINTS IN A SEASON BY CLASS

Freshman:	488 - Niesa Johnson (1991-92)
Sophomore:	571 - Terri Hillard (1981-82)
Junior:	766 - Shalonda Enis (1995-96)
Senior:	653 - Niesa Johnson (1994-95)

### MOST POINTS IN A GAME BY CLASS

Freshman:	34 - Linda Burgess vs. UAB (Jan. 7, 1991)
Sophomore:	30 - Ericka Russell vs. Georgia (March 4, 2010)
	30 - Michelle Smith vs. Tennessee State (Nov. 29, 1988)
Junior:	35 - Shalonda Enis vs. East Tennessee State (Nov. 29, 1995)
Senior:	38 - Amy Lannom vs. Florida (Jan. 4, 1992)

RECORDS & HISTORY

## FIELD GOAL RECORDS

### TEAM RECORDS

#### FIELD GOALS MADE

Game: 51 vs. Queens College (Dec. 29, 1983)

Season: 1,056 (1983-84)

#### FIELD GOALS ATTEMPTED

Game: 114 vs. Duke (March 18, 1995)

Season: 2,343 (1993-94)

#### FIELD GOAL PERCENTAGE

Game: .672 (37-55) vs. UAH (Jan. 9, 1986)

Season: .488; 914-1874 (1985-86)

### CAREER LEADERS

#### FIELD GOALS MADE

Name	Seasons	GM	FGA	FGM
1. Dominique Canty	1995-99	127	1,628	828
Carol Smith	1982-86	116	1,498	828
3. Niesa Johnson	1991-95	125	1,775	716
4. Yolanda Watkins	1992-97	125	1,459	688
5. Terri Hillard	1980-84	122	1,442	662
6. Tierney Jenkins	2008-11	122	1,336	592
7. Cynthia McDougale	1984-89	113	1,034	532
8. Laura Vaughn	1987-91	113	1,273	518
9. Leslie Payne	1977-81	108	1,065	517
10. Shalonda Enis	1995-97	64	1,084	498

#### FIELD GOALS ATTEMPTED

Name	Seasons	GM	FGM	FGA
1. Niesa Johnson	1991-95	125	716	1,775
2. Dominique Canty	1995-99	127	828	1,628
3. Carol Smith	1982-86	116	828	1,498
4. Yolanda Watkins	1992-97	125	688	1,459
5. Terri Hillard	1980-84	122	662	1,442
6. Tierney Jenkins	2008-11	122	592	1,336
7. Laura Vaughn	1987-91	113	518	1,273
8. Betsy Harris	1990-94	123	494	1,243
9. Ericka Russell	2008-12	109	414	1,170
10. Shalonda Enis	1995-97	64	498	1,084

#### FIELD GOAL PERCENTAGE (min. 300 att.)

Name	Seasons	FGM	FGA	Pct
1. DeeDee Davis	1983-87	283	509	.556
2. Carol Smith	1982-86	828	1,498	.553
3. Linda Burgess	1990-92	438	802	.546
4. Laura Heard	1986-90	402	750	.536
5. Stacey Franklin	1988-92	200	374	.535
6. Gwen Hackett	1975-77	203	385	.527
7. LaNisha Cartwell	1998-02	419	810	.517
8. Justina Smith	1983-84	166	322	.516
9. Cynthia McDougale	1984-89	532	1034	.515
10. Dominique Canty	1995-99	828	1628	.509

### SINGLE-SEASON LEADERS

#### FIELD GOALS MADE

Name	Season	GM	FGA	FGM
1. Shalonda Enis	1995-96	32	629	296
2. Dominique Canty	1997-98	34	506	262
3. Cassandra Crumpton	1983-84	32	515	256
4. Linda Burgess	1991-92	30	445	252
5. Terri Hillard	1981-82	28	467	237
6. Carol Smith	1985-86	29	414	231
7. Cassandra Crumpton	1982-83	29	510	227
8. Julie Ellis	1974-75	25	502	217
Carol Smith	1983-84	30	393	217
10. Niesa Johnson	1994-95	31	497	216

#### FIELD GOALS ATTEMPTED

Name	Season	GM	FGM	FGA
1. Shalonda Enis	1995-96	32	296	629
2. Cassandra Crumpton	1983-84	32	256	515
3. Sandra Murray	1977-78	31	191	507
4. Dominique Canty	1997-98	34	262	506
5. Julie Ellis	1974-75	25	217	502
6. Niesa Johnson	1994-95	31	216	497
7. Cassandra Crumpton	1982-83	29	227	488
8. Tierney Jenkins	2010-11	33	200	476
9. Terri Hillard	1981-82	28	237	467
10. Niesa Johnson	1991-92	30	165	465

#### FIELD GOAL PERCENTAGE (min. 100 att.)

Name	Season	FGM	FGA	Pct
1. Cynthia McDougale	1984-85	106	186	.566
2. Michelle Smith	1988-89	101	173	.584
3. DeeDee Davis	1983-84	105	182	.577
4. DeeDee Davis	1986-87	80	139	.576
5. Stacey Franklin	1991-92	62	108	.574
6. Laura Heard	1987-88	121	212	.571
7. Stacey Franklin	1988-89	66	116	.569
8. Courtney Strauthers	2007-08	71	125	.568
Linda Burgess	1991-92	252	444	.568
Michelle Smith	1987-88	84	148	.568

### SINGLE-GAME LEADERS

#### FIELD GOALS MADE

Name	Date/Opponent	FGM
1. Cassandra Crumpton	Jan. 22, 1983 vs. LSU	16
Linda Burgess	Dec. 2, 1991 vs. Loyola	16
Shalonda Enis	Nov. 29, 1995 vs. ETSU	16
4. Dominique Canty	Jan. 31, 1999 vs. Tennessee	15
5. Varisia Raffington	Nov. 28, 2009 vs. CSU Bakersfield	14
Carol Smith	Nov. 22, 1985 vs. Tennessee	14
Dominique Canty	March 15, 1996 vs. App. State	14
Shalonda Enis	Dec. 2, 1995 vs. Richmond	14
Linda Burgess	March 19, 1992 vs. Tenn. Tech	14
Carol Smith	Nov. 22, 1985 vs. Tenn. State	14
Carol Smith	Jan. 7, 1984 vs. Georgia State	14
Cassandra Crumpton	Dec. 28, 1983 vs. St. John's	14
Carol Smith	Jan. 16, 1983 vs. Notre Dame	14
Terri Hillard	Jan. 25, 1982 vs. UAB	14
Terri Hillard	Jan. 6, 1982 vs. Miss. State	14
Donna Conway	Dec. 12, 1981 vs. Idaho State	14

#### FIELD GOALS ATTEMPTED

Name	Date/Opponent	FGA
1. Julie Ellis	Jan. 14, 1975 vs. Talladega	31
2. Shalonda Enis	Feb. 19, 1996 vs. Vanderbilt	29
Shalonda Enis	Feb. 17, 1996 vs. Florida	29
4. Niesa Johnson	Feb. 26, 1994 vs. Mississippi	28
Cassandra Crumpton	Jan. 22, 1983 vs. LSU	28
Terri Hillard	Jan. 25, 1982 vs. UAB	28
Shafontaye Myers	Nov. 19, 2012 vs. North Texas	28
8. Niesa Johnson	March 18, 1995 vs. Duke	27
Niesa Johnson	Jan. 26, 1992 vs. Tennessee	27
10. Monique Bivens	Feb. 29, 2004 vs. Miss. State	26
Tracey Rutledge	Dec. 31, 1987 vs. N.M. State	26
Cassandra Crumpton	Jan. 1, 1984 vs. Auburn	26
Donna Conway	Dec. 5, 1981 vs. Georgia State	26

#### FIELD GOAL PERCENTAGE (min. 7 att.)

Name	Date/Opponent	Pct
1. Laura Heard	Jan. 15, 1988 vs. Ark. St.	1.00 (9-9)
Betsy Harris	Feb. 20, 1993 vs. Arkansas	1.00 (7-7)
Camillia Crenshaw	Jan. 5, 1993 vs. Xavier	1.00 (7-7)
Latrish Jones	Jan. 17, 1999 vs. Miss. St.	1.00 (7-7)
Shondra Johnson	Nov. 17, 2000 vs. Samford	1.00 (7-7)
Sissy Braden	Nov. 30, 1986 vs. Georgia	1.00 (7-7)
7. Jamilah Johns	Jan. 4, 2003 at Houston	.889 (8-9)
Beth Vice	Nov. 30, 2002 vs. SFA	.889 (8-9)
9. Meghan Perkins	March 6, 2013 vs. Miss. St.	.778 (7-9)
10. Jamilah Johns	Dec. 3, 2002 vs. Prov.	.733 (11-15)

# RECORDS & HISTORY

## THREE-POINT FIELD GOAL RECORDS

### TEAM RECORDS

#### THREE-POINT FIELD GOALS MADE

Game: 14 vs. MVSU (Jan. 8, 1992),  
vs. Loyola Chicago (Feb. 3, 1993)  
Season: 248 (1991-92)

#### THREE-POINT FIELD GOALS ATTEMPTED

Game: 39 vs. MVSU (Jan. 8, 1992)  
Season: 765 (1991-92)

#### THREE-POINT FIELD GOAL PERCENTAGE

Game (min. eight made):  
.600 (12-20) vs. Stephen F. Austin (Nov. 30, 2002)  
Season: .401; 191-476 (2001-02)

## INDIVIDUAL RECORDS

### CAREER LEADERS

#### THREE-POINT FIELD GOALS MADE

Name	Seasons	Pct	3FGA	3FG
1. Betsy Harris	1990-94	.373	729	272
2. Beth Vice	1998-03	.376	719	270
3. Niesa Johnson	1991-95	.348	761	265
4. Ericka Russell	2008-12	.299	709	212
5. Brittney Ezell	1994-98	.313	642	201
6. Monique Bivens	2001-05	.352	548	193
7. Nicole Carruth	1996-01	.396	399	158
8. Katie Sipe	2001-05	.360	425	153
9. Kate Mastin	2002-07	.356	404	144
10. Madonna Thompson	1991-95	.336	425	143

#### THREE-POINT FIELD GOALS ATTEMPTED

Name	Seasons	Pct	3FG	3FGA
1. Niesa Johnson	1991-95	.348	265	761
2. Betsy Harris	1990-94	.373	272	729
3. Beth Vice	1998-03	.376	270	719
4. Ericka Russell	2008-12	.299	212	709
5. Brittney Ezell	1994-98	.313	201	642
6. Monique Bivens	2001-05	.352	193	548
7. Katie Sipe	2001-05	.360	153	425
Madonna Thompson	1991-95	.336	143	425
9. Amy Lannom	1988-92	.341	141	414
10. Kate Mastin	2002-07	.356	144	404

#### THREE-POINT FIELD GOAL PERCENTAGE

(min. 200 att.)

Name	Seasons	3FG	3FGA	Pct
1. Nicole Carruth	1996-02	158	399	.396
2. Beth Vice	1998-03	270	719	.376
3. Betsy Harris	1990-94	272	729	.373
4. Leah Goss	1993-98	180	489	.368
5. Katie Sipe	2001-05	153	425	.360
6. Kate Mastin	2002-07	144	404	.356
7. Monique Bivens	2001-05	193	548	.352
8. Niesa Johnson	1991-95	265	761	.348
9. Pam Duncan	1994-98	96	279	.344
10. Amy Lannom	1988-92	141	414	.341

## SINGLE-SEASON LEADERS

#### THREE-POINT FIELD GOALS MADE

Name	Season	Pct	3FGA	3FG
1. Betsy Harris	1993-94	.348	264	91
2. Betsy Harris	1992-93	.428	208	89
3. Beth Vice	2001-02	.434	198	86
4. Shafontaye Myers	2012-13	.279	287	80
5. Niesa Johnson	1991-92	.329	231	76
6. Ericka Russell	2010-11	.366	205	75
Niesa Johnson	1994-95	.375	200	75
8. Beth Vice	2002-03	.362	199	72
9. Beth Vice	2000-01	.348	201	70
Brittney Ezell	1997-98	.338	207	70

#### THREE-POINT FIELD GOALS ATTEMPTED

Name	Season	Pct	3FG	3FGA
1. Shafontaye Myers	2012-13	.279	80	287
2. Betsy Harris	1993-94	.348	91	264
3. Niesa Johnson	1991-92	.329	76	231
4. Betsy Harris	1992-93	.428	89	208
5. Brittney Ezell	1997-98	.338	70	207
6. Ericka Russell	2010-11	.366	75	205
7. Kaundra Williams	1998-99	.309	63	204
8. Beth Vice	2000-01	.348	70	201
9. Niesa Johnson	1994-95	.375	75	200
10. Beth Vice	2002-03	.362	72	199

#### THREE-POINT FIELD GOAL PERCENTAGE

(min. 100 att.)

Name	Season	3FG	3FGA	Pct
1. Beth Vice	2001-02	86	198	.434
2. Betsy Harris	1992-93	89	208	.428
3. Leah Goss	1995-96	49	121	.405
4. Katie Sipe	2001-02	47	117	.402
5. Betsy Harris	1990-91	43	109	.394
6. Nicole Carruth	1998-99	43	110	.391
7. Nicole Carruth	2000-01	45	116	.388
8. Monique Bivens	2002-03	53	138	.384
9. Leah Goss	1997-98	62	164	.378
10. Niesa Johnson	1994-95	75	200	.375
Kate Mastin	2005-06	42	112	.375

## SINGLE GAME LEADERS

#### THREE-POINT FIELD GOALS MADE

Name	Date/Opponent	3FG
1. Ericka Russell	Feb. 27, 2011 at Arkansas	8
Kate Mastin	Nov. 25, 2006 vs. CS Northridge	8
Beth Vice	Nov. 30, 2002 vs. S. F. Austin	8
Brittney Ezell	Jan. 11, 1998 vs. Arkansas	8
Betsy Harris	Feb. 16, 1994 vs. Auburn	8
Amy Lannom	Jan. 4, 1992 vs. Florida	8
7. Monique Bivens	Dec. 29, 2002 vs. Bucknell	7
Katie Sipe	Feb. 24, 2002 vs. LSU	7
Beth Vice	March 15, 2001 vs. Memphis	7
Nicole Carruth	Feb. 18, 1998 vs. Ga. Southern	7
Betsy Harris	Feb. 16, 1994 vs. Auburn	7

#### THREE-POINT FIELD GOALS ATTEMPTED

Name	Date/Opponent	3FG
1. Shafontaye Myers	Nov. 19, 2012 vs. North Texas	21
2. Niesa Johnson	March 18, 1995 vs. Duke	18
3. Brittney Ezell	Jan. 11, 1998 vs. Arkansas	17
Betsy Harris	Jan. 16, 1994 vs. Florida	17
5. Shafontaye Myers	Nov. 17, 2012 vs. UAPB	16
6. Shafontaye Myers	Jan. 24, 2013 vs. Auburn	15
Kate Mastin	Jan. 5, 2006 vs. Florida	15
Betsy Harris	Jan. 30, 1994 vs. LSU	15
Niesa Johnson	Jan. 13, 1992 vs. App. State	15
Amy Lannom	Jan. 4, 1992 vs. Florida	15

#### THREE-POINT FIELD GOAL PERCENTAGE

(min. 5 attempts)

Name	Date/Opponent	Pct
1. Brittney Ezell	Dec. 29, 1994 vs. UNC-Ash.	1.00 (5-5)
Niesa Johnson	Dec. 20, 1991 vs. Houston	1.00 (5-5)
3. Beth Vice	Nov. 30, 2002 vs. S.F. Austin	.889 (8-9)
4. Nicole Carruth	Feb. 18, 1998 vs. Ga. Southern	.875 (7-8)
5. Katie Sipe	Feb. 29, 2004 vs. Miss. St.	.857 (6-7)
Nicole Carruth	Feb. 27, 1998 vs. S. Carolina	.857 (6-7)
7. Shafontaye Myers	Jan. 13, 2013 vs. Ole Miss	.800 (4-5)
Kate Mastin	Nov. 25, 2006 vs. CS North.	.800 (8-10)
Kate Mastin	Dec. 1, 2005 vs. Ala. A&M	.800 (4-5)
10. Ericka Russell	Feb. 27, 2011 at Arkansas	.727 (8-11)

## FREE THROW RECORDS

### TEAM RECORDS

#### FREE THROWS MADE

Game: 45 vs. Alabama State (Nov. 27, 1990)

Season: 565 (1998-99)

#### FREE THROWS ATTEMPTED

Game: 56 vs. Alabama State (Nov. 27, 1990)

Season: 831 (1993-94)

#### FREE-THROW PERCENTAGE

Game: 100.0 (20-20) vs. Clemson (Dec. 19, 1992)

Season: .771; 426-599 (1979-80)

## INDIVIDUAL RECORDS

### CAREER LEADERS

#### FREE THROWS MADE

Name	Seasons	Pct	FTA	FT
1. Dominique Canty	1995-99	.718	875	628
2. Shondra Johnson	1999-02	.720	742	534
3. Niesa Johnson	1992-95	.776	562	437
4. Yolanda Watkins	1993-97	.711	530	377
5. Carol Smith	1982-86	.639	556	355
6. Tierney Jenkins	2008-11	.693	502	348
7. Terri Hillard	1980-84	.563	536	302
8. Navonda Moore	2003-07	.715	369	264
9. Betsy Harris	1990-94	.768	340	261
10. Shalonda Enis	1995-97	.690	364	251
Stacey Franklin	1988-92	.747	336	251

#### FREE THROWS ATTEMPTED

Name	Seasons	Pct	FT	FTA
1. Dominique Canty	1995-99	.718	628	875
2. Shondra Johnson	1999-02	.720	534	742
3. Niesa Johnson	1991-95	.776	437	562
4. Carol Smith	1982-86	.639	355	556
5. Terri Hillard	1980-84	.563	302	536
6. Yolanda Watkins	1992-97	.711	377	530
7. Tierney Jenkins	2008-11	.693	348	502
8. Navonda Moore	2003-07	.715	264	369
9. Shalonda Enis	1995-97	.690	251	364
10. Brittney Ezell	1994-98	.666	227	341

#### FREE THROW PERCENTAGE (min. 200 att.)

Name	Seasons	FT	FTA	Pct
1. Sandra Rushing	1982-86	168	209	.804
2. Kate Mastin	2003-07	191	244	.783
3. Niesa Johnson	1991-95	437	562	.778
4. Marverly Nettles	2004-06	174	226	.770
5. Betsy Harris	1990-94	261	340	.768
6. Amy Lannom	1988-92	213	282	.755
7. Kelly Holland	1978-82	153	203	.754
8. Stacey Franklin	1988-92	251	336	.747
9. Tracey Rutledge	1985-88	176	238	.739
10. Leslie Payne	1977-81	252	347	.726

## SINGLE-SEASON LEADERS

#### FREE THROWS MADE

Name	Season	Pct	FTA	FT
1. Dominique Canty	1997-98	.752	270	203
2. Dominique Canty	1998-99	.767	236	181
3. Shondra Johnson	2001-02	.741	243	180
4. Shondra Johnson	2000-01	.717	205	147
5. Niesa Johnson	1994-95	.820	178	146
6. Shalonda Enis	1995-96	.684	212	145
7. Dominique Canty	1996-97	.661	218	144
8. Shondra Johnson	1999-00	.669	169	113
9. Tierney Jenkins	2010-11	.721	154	111
Marverly Nettles	2004-05	.766	145	111

#### MOST FREE THROWS MADE BY CLASS

Freshman: 109 - Yolanda Watkins (1992-93)

Sophomore: 144 - Dominique Canty (1996-97)

Junior: 203 - Dominique Canty (1997-98)

Senior: 181 - Dominique Canty (1998-99)

#### FREE THROWS ATTEMPTED

Name	Season	Pct	FT	FTA
1. Dominique Canty	1997-98	.752	203	270
2. Shondra Johnson	2001-02	.741	180	243
3. Dominique Canty	1998-99	.767	181	236
4. Dominique Canty	1996-97	.661	144	218
5. Shalonda Enis	1995-96	.684	145	212
6. Shondra Johnson	2000-01	.717	147	205
7. Niesa Johnson	1994-95	.820	146	178
8. Shondra Johnson	1999-00	.669	113	169
9. Linda Burgess	1991-92	.635	106	167
10. Carol Smith	1985-86	.596	99	166

#### FREE THROW PERCENTAGE (min. 50 att.)

Name	Season	FT	FTA	Pct
1. Margaret Fisher	1976-77	48	54	.889
2. Kate Mastin	2006-07	61	69	.884
3. Sandra Rushing	1984-85	46	53	.868
4. Cassandra Crumpton	1982-83	78	91	.857
5. Anne Cale	1977-78	49	59	.831
6. Niesa Johnson	1994-95	146	178	.820
Camillia Crenshaw	1993-94	41	50	.820
8. Sandra Rushing	1985-86	76	95	.800
9. Niesa Johnson	1992-93	108	136	.794
10. Donna Conway	1981-82	57	72	.792

#### BEST FREE THROW PERCENTAGE BY CLASS

Freshman: .831 - Anne Cale (1977-78)

Sophomore: .889 - Margaret Fisher (1976-77)

Junior: .868 - Sandra Rushing (1984-85)

Senior: .884 - Kate Mastin (2006-07)

## SINGLE GAME LEADERS

#### FREE THROWS MADE

Name	Date/Opponent	FT
1. Shondra Johnson	Dec. 2, 2001 vs. Providence	16
2. Shondra Johnson	March 12, 1999 vs. Grambling	14
3. Beth Vice	Jan. 26, 2003 vs. Mississippi	13
Shondra Johnson	Jan. 6, 2002 vs. Kentucky	13
Dominique Canty	Dec. 1, 1999 vs. South Ala.	13
Shalonda Enis	Dec. 30, 1995 vs. W. Kentucky	13
Yolanda Watkins	Feb. 13, 1994 vs. Kentucky	13
Yolanda Watkins	Dec. 5, 1992 vs. La. Tech	13
Stacey Franklin	Feb. 17, 1991 vs. Alabama State	13
10. Tierney Jenkins	Nov. 17, 2010 vs. N.C. State	10

#### MOST FREE THROWS MADE BY CLASS

Freshman: 14 - Shondra Johnson (March 12, 1999)

Sophomore: 13 - Yolanda Watkins (Feb. 13, 1994)

Junior: 13 - Shalonda Enis (Dec. 30, 1995)

Senior: 16 - Shondra Johnson (Dec. 2, 2001)

#### FREE THROWS ATTEMPTED

Name	Date/Opponent	FT
1. Shondra Johnson	Dec. 20, 2000 vs. Creighton	19
2. Shondra Johnson	Dec. 2, 2001 vs. Providence	18
Dominique Canty	Dec. 27, 1996 vs. Grambling	18
4. Shondra Johnson	Nov. 24, 2000 vs. California	17
Linda Burgess	Dec. 17, 1992 vs. Austin Peay	17
Sandra Murray	Jan. 23, 1978 vs. Jacksonville St.	17
7. Shondra Johnson	Feb. 7, 2002 vs. Mississippi State	16
Shondra Johnson	Feb. 3, 2002 vs. Arkansas	16
Shondra Johnson	Nov. 27, 1999 vs. Drake	16
Shondra Johnson	March 12, 1999 vs. Grambling	16
Dominique Canty	Feb. 1, 1998 vs. Tennessee	16
Yolanda Watkins	Feb. 13, 1994 vs. Kentucky	16

#### FREE THROW PERCENTAGE (min. 10 att.)

Name	Date/Opponent	Pct
1. Dominique Canty	Dec. 1, 1998 vs. South Ala.	1.00 (13-13)
Yolanda Watkins	Dec. 11, 1993 vs. La. Tech	1.00 (13-13)
Yolanda Watkins	Dec. 5, 1992 vs. La. Tech	1.00 (12-12)
Betsy Harris	Feb. 9, 1991 vs. Florida	1.00 (12-12)
Shondra Johnson	Jan. 27, 2000 vs. Kentucky	1.00 (10-10)
Camillia Crenshaw	Feb. 28, 1994 vs. Troy	1.00 (10-10)
Betsy Harris	Dec. 17, 1991 vs. Austin Peay	1.00 (10-10)
Lisa DePriest	Feb. 10, 1980 vs. LSU	1.00 (10-10)
9. Kaneisha Horn	Feb. 21, 2013 vs. Mississippi St.	.900 (9-10)
10. Beth Vice	Jan. 26, 2003 at Mississippi	.813 (13-16)

#### BEST FREE-THROW PERCENTAGE BY CLASS

Freshman: 1.00 (12-12) - Yolanda Watkins (Dec. 5, 1992)

1.00 (12-12) - Betsy Harris (Feb. 9, 1991)

Sophomore: 1.00 (13-13) - Yolanda Watkins (Dec. 11, 1993)

1.00 (10-10) - Betsy Harris (Dec. 17, 1991)

Junior: 1.00 (10-10) - Lisa DePriest (Feb. 10, 1980)

Senior: 1.00 (13-13) - Dominique Canty (Dec. 1, 1998)

1.00 (10-10) - Shondra Johnson (Jan. 27, 2000)

1.00 (10-10) - Camillia Crenshaw (Feb. 28, 1994)

# RECORDS & HISTORY

## 1,000 POINT CLUB



**DOMINIQUE CANTY (5-10 • GUARD/FORWARD • CHICAGO, ILL.) - 2,294 POINTS**

YEAR	GP-GS	FG-FGA	PCT	3FG-FGA	PCT	FT-FTA	PCT	REB-AVG	A	B	S	PTS-AVG
1995-96	31-20	176-332	.530	0-7	.000	100-151	.662	210-6.8	75	15	55	452-14.6
1996-97	31-29	177-345	.513	0-5	.000	144-218	.661	226-7.3	90	13	52	498-16.1
1997-98	34-33	262-506	.518	5-24	.208	203-270	.752	241-7.1	164	16	43	732-21.5
1998-99	31-31	213-445	.479	5-16	.313	181-236	.767	232-7.5	130	9	70	612-19.8
<b>TOTAL</b>	<b>127-113</b>	<b>828-1628</b>	<b>.509</b>	<b>10-52</b>	<b>.192</b>	<b>628-875</b>	<b>.718</b>	<b>909-7.2</b>	<b>459</b>	<b>53</b>	<b>220</b>	<b>2,294-18.1</b>



**NIESA JOHNSON (5-9 • GUARD • CLINTON, MISS.) - 2,134 POINTS**

YEAR	GP-GS	FG-FGA	PCT	3FG-FGA	PCT	FT-FTA	PCT	REB-AVG	A	B	S	PTS-AVG
1991-92	30-29	165-464	.356	76-231	.329	82-111	.739	212-7.1	151	6	86	488-16.3
1992-93	31-31	165-395	.418	61-173	.353	108-136	.794	167-5.4	226	13	95	499-16.1
1993-94	33-33	170-419	.406	53-160	.331	101-137	.737	181-5.5	237	15	93	494-15.0
1994-95	31-31	216-497	.435	75-200	.375	146-178	.820	185-6.0	186	13	76	653-21.1
<b>TOTAL</b>	<b>125-124</b>	<b>716-1775</b>	<b>.403</b>	<b>265-764</b>	<b>.347</b>	<b>437-562</b>	<b>.778</b>	<b>745-6.0</b>	<b>800</b>	<b>47</b>	<b>350</b>	<b>2,134-17.1</b>



**CAROL SMITH (6-2 • CENTER • MILAN, TENN.) - 2,018 POINTS**

YEAR	GP-GS	FG-FGA	PCT	3FG-FGA	PCT	FT-FTA	PCT	REB-AVG	A	B	S	PTS-AVG
1982-83	29-NA	191-349	.547	--	--	89-156	.571	267-9.2	23	33	39	471-16.2
1983-84	30-NA	217-393	.552	--	--	68-93	.731	222-7.4	33	14	53	502-16.7
1984-85	28-26	189-342	.553	--	--	103-161	.640	283-10.1	29	17	44	481-17.2
1985-86	29-28	231-414	.558	--	--	102-166	.614	304-10.5	29	18	43	564-19.4
<b>TOTAL</b>	<b>116-NA</b>	<b>828-1498</b>	<b>.553</b>	<b>--</b>	<b>--</b>	<b>362-576</b>	<b>.628</b>	<b>1076-9.3</b>	<b>114</b>	<b>82</b>	<b>179</b>	<b>2,018-17.4</b>



**YOLANDA WATKINS (6-2 • FORWARD/CENTER • DECATUR, ALA.) 1,778 POINTS**

YEAR	GP-GS	FG-FGA	PCT	3FG-FGA	PCT	FT-FTA	PCT	REB-AVG	A	B	S	PTS-AVG
1992-93	31-24	174-400	.435	1-18	.056	109-147	.741	270-8.7	17	40	44	458-14.8
1993-94	33-32	194-362	.536	1-3	.333	107-164	.652	322-9.8	27	68	48	496-15.0
1994-95	30-28	190-390	.487	14-27	.519	85-121	.702	277-9.2	21	40	28	479-16.0
1996-97	31-29	130-307	.423	9-40	.225	76-98	.776	227-7.3	22	39	23	345-11.1
<b>TOTAL</b>	<b>125-113</b>	<b>688-1459</b>	<b>.472</b>	<b>25-88</b>	<b>.284</b>	<b>377-530</b>	<b>.711</b>	<b>1096-8.8</b>	<b>87</b>	<b>187</b>	<b>143</b>	<b>1,778-14.2</b>



**TERRI HILLARD (5-10 • FORWARD • MEMPHIS, TENN.) - 1,630 POINTS**

YEAR	GP-GS	FG-FGA	PCT	3FG-FGA	PCT	FT-FTA	PCT	REB-AVG	A	B	S	PTS-AVG
1980-81	33-5	150-330	.455	--	--	75-135	.556	187-5.7	35	29	42	375-11.4
1981-82	28-28	237-466	.509	--	--	95-165	.576	232-8.3	32	27	43	569-20.4
1982-83	29-29	171-394	.434	--	--	88-159	.553	260-9.0	47	21	30	430-15.0
1983-84	32-32	104-252	.413	--	--	48-86	.558	157-4.9	144	14	58	256-8.0
<b>TOTAL</b>	<b>122-94</b>	<b>662-1442</b>	<b>.459</b>	<b>--</b>	<b>--</b>	<b>306-545</b>	<b>.561</b>	<b>836-6.9</b>	<b>258</b>	<b>91</b>	<b>173</b>	<b>1,630-13.4</b>

RECORDS & HISTORY

## 1,000 POINT CLUB



**TIERNEY JENKINS (6-0 • FORWARD • MT. JULIET, TENN.) - 1,535 POINTS**

YEAR	GP-GS	FG-FGA	PCT	3FG-FGA	PCT	FT-FTA	PCT	REB-AVG	A	B	S	PTS-AVG
2007-08	30-26	140-310	.452	1-5	.200	73-110	.664	200-6.7	15	20	53	354-11.8
2008-09	30-9	124-284	.437	2-7	.286	83-118	.703	222-7.4	38	15	48	333-11.1
2009-10	29-21	128-266	.481	0-0	.000	81-120	.675	264-9.1	40	14	49	337-11.6
2010-11	33-33	200-476	.420	0-3	.000	111-154	.721	350-10.6	53	30	94	511-15.5
<b>TOTAL</b>	<b>122-89</b>	<b>592-1336</b>	<b>.443</b>	<b>3-15</b>	<b>.200</b>	<b>348-502</b>	<b>.693</b>	<b>1036-8.5</b>	<b>146</b>	<b>79</b>	<b>244</b>	<b>1,535-12.6</b>



**BETSY HARRIS (5-10 • GUARD • DECATUR, MISS.) - 1,522 POINTS**

YEAR	GP-GS	FG-FGA	PCT	3FG-FGA	PCT	FT-FTA	PCT	REB-AVG	A	B	S	PTS-AVG
1990-91	29-22	105-277	.379	43-109	.394	83-107	.776	16-0.6	54	2	35	336-11.6
1991-92	30-6	108-289	.374	49-148	.331	64-82	.780	76-2.5	43	0	37	329-11.0
1992-93	31-31	125-292	.428	89-208	.428	48-62	.774	109-3.5	40	2	44	387-12.5
1993-94	33-33	156-385	.405	91-264	.345	66-89	.742	98-3.0	50	3	29	470-14.2
<b>TOTAL</b>	<b>123-92</b>	<b>494-1243</b>	<b>.397</b>	<b>273-729</b>	<b>.373</b>	<b>261-340</b>	<b>.768</b>	<b>299-2.4</b>	<b>187</b>	<b>7</b>	<b>145</b>	<b>1,522-12.4</b>



**SHONDRA JOHNSON (5-9 • GUARD • NEW ORLEANS, LA.) - 1,411 POINTS**

YEAR	GP-GS	FG-FGA	PCT	3FG-FGA	PCT	FT-FTA	PCT	REB-AVG	A	B	S	PTS-AVG
1998-99	31-12	80-158	.506	7-21	.333	94-125	.752	92-8.4	116	7	37	261-8.4
1999-00	27-25	114-224	.509	3-15	.200	113-169	.669	137-5.1	143	5	45	344-12.7
2000-01	27-25	106-224	.473	2-15	.133	147-205	.717	104-3.9	137	7	50	361-13.4
2001-02	30-30	130-256	.508	5-21	.238	180-243	.741	145-4.8	131	1	47	445-14.8
<b>TOTAL</b>	<b>115-92</b>	<b>430-862</b>	<b>.499</b>	<b>17-72</b>	<b>.236</b>	<b>534-742</b>	<b>.720</b>	<b>478-4.2</b>	<b>527</b>	<b>20</b>	<b>179</b>	<b>1,411-12.3</b>



**SHALONDA ENIS (6-1 • FORWARD/CENTER • CELESTE, TEXAS) - 1,309 POINTS**

YEAR	GP-GS	FG-FGA	PCT	3FG-FGA	PCT	FT-FTA	PCT	REB-AVG	A	B	S	PTS-AVG
1995-96	32-32	296-629	.471	29-89	.326	145-212	.684	305-9.5	60	35	66	766-23.9
1996-97	32-29	202-455	.444	33-93	.355	106-152	.697	284-8.9	79	21	47	543-17.0
<b>TOTAL</b>	<b>64-61</b>	<b>498-1084</b>	<b>.459</b>	<b>62-182</b>	<b>.341</b>	<b>251-364</b>	<b>.690</b>	<b>589-9.2</b>	<b>139</b>	<b>56</b>	<b>113</b>	<b>1,309-20.5</b>



**LESLIE PAYNE (6-2 • CENTER • PENSACOLA, FLA.) - 1,286 POINTS**

YEAR	GP-GS	FG-FGA	PCT	3FG-FGA	PCT	FT-FTA	PCT	REB-AVG	A	B	S	PTS-AVG
1977-78	27-NA	132-267	.494	--	--	37-57	.649	184-6.8	12	0	0	301-11.1
1978-79	21-NA	80-160	.500	--	--	65-88	.739	180-8.6	11	17	13	225-10.7
1979-80	27-NA	144-312	.462	--	--	62-82	.756	209-7.7	41	43	25	350-13.0
1980-81	33-NA	161-326	.494	--	--	88-120	.733	236-7.2	36	50	28	410-12.4
<b>TOTAL</b>	<b>108-NA</b>	<b>517-1065</b>	<b>.485</b>	<b>--</b>	<b>--</b>	<b>252-347</b>	<b>.726</b>	<b>809-7.5</b>	<b>100</b>	<b>110</b>	<b>66</b>	<b>1,286-11.9</b>

# RECORDS & HISTORY

## 1,000 POINT CLUB



**CYNTHIA MCDOUGLE (6-0 • FORWARD • WAYNESBORO, MISS.) - 1,261 POINTS**

YEAR	GP-GS	FG-FGA	PCT	3FG-FGA	PCT	FT-FTA	PCT	REB-AVG	A	B	S	PTS-AVG
1984-85	27-20	109-186	.586	--	--	32-51	.627	143-5.3	3	6	40	250-9.3
1985-86	29-25	110-211	.521	--	--	63-93	.677	166-5.7	4	1	12	283-9.7
1986-87	29-29	194-362	.536	--	--	79-116	.681	148-5.1	6	7	37	467-16.1
1988-89	28-28	120-275	.433	0-0	.000	21-35	.600	112-4.0	27	5	8	261-9.3
<b>TOTAL</b>	<b>113-102</b>	<b>533-1034</b>	<b>.515</b>	<b>0-0</b>	<b>.000</b>	<b>195-295</b>	<b>.661</b>	<b>569-5.0</b>	<b>40</b>	<b>19</b>	<b>97</b>	<b>1,261-11.2</b>



**LAURA VAUGHN (6-1 • FORWARD • KINGSPORT, TENN.) - 1,260 POINTS**

YEAR	GP-GS	FG-FGA	PCT	3FG-FGA	PCT	FT-FTA	PCT	REB-AVG	A	B	S	PTS-AVG
1987-88	28-12	158-399	.396	0-3	.000	48-64	.750	170-6.1	12	11	33	364-13.0
1988-89	28-13	114-265	.430	8-29	.276	25-37	.676	129-4.6	36	8	24	261-9.3
1989-90	28-15	113-304	.372	37-114	.325	37-54	.685	172-6.1	20	10	22	300-10.7
1990-91	29-15	133-305	.436	17-70	.243	52-72	.722	193-6.7	64	9	28	335-11.6
<b>TOTAL</b>	<b>113-55</b>	<b>518-1273</b>	<b>.407</b>	<b>62-216</b>	<b>.287</b>	<b>162-227</b>	<b>.714</b>	<b>664-5.9</b>	<b>132</b>	<b>38</b>	<b>107</b>	<b>1,260-11.2</b>



**BETH VICE (5-11 • GUARD • MT. STERLING, KY.) - 1,211 POINTS**

YEAR	GP-GS	FG-FGA	PCT	3FG-FGA	PCT	FT-FTA	PCT	REB-AVG	A	B	S	PTS-AVG
1998-99	26-0	61-175	.349	42-121	.347	14-15	.933	53-2.0	32	4	21	178-6.8
2000-01	30-11	104-279	.373	70-201	.348	35-46	.761	79-2.6	55	1	26	313-10.4
2001-02	31-31	127-302	.421	86-198	.434	31-35	.886	126-4.1	80	4	40	371-12.0
2002-03	28-19	114-292	.390	72-199	.362	49-62	.790	113-4.0	68	12	23	349-12.5
<b>TOTAL</b>	<b>115-61</b>	<b>406-1048</b>	<b>.387</b>	<b>270-719</b>	<b>.376</b>	<b>129-158</b>	<b>.816</b>	<b>371-3.2</b>	<b>235</b>	<b>21</b>	<b>110</b>	<b>1,211-10.5</b>



**NAVONDA MOORE (5-10 • GUARD/FORWARD • JACKSON, MISS.) - 1,185 POINTS**

YEAR	GP-GS	FG-FGA	PCT	3FG-FGA	PCT	FT-FTA	PCT	REB-AVG	A	B	S	PTS-AVG
2003-04	23-3	81-191	.424	7-30	.233	46-64	.719	83-3.6	29	2	42	215-9.3
2004-05	29-12	80-198	.404	17-44	.386	60-86	.698	112-3.9	20	5	23	237-8.2
2005-06	27-19	114-289	.394	24-85	.282	86-123	.699	129-4.8	51	10	49	338-12.5
2006-07	29-26	143-357	.401	37-129	.287	72-96	.750	119-4.1	49	12	61	395-13.6
<b>TOTAL</b>	<b>108-60</b>	<b>418-1035</b>	<b>.404</b>	<b>85-288</b>	<b>.295</b>	<b>264-369</b>	<b>.715</b>	<b>443-4.1</b>	<b>149</b>	<b>29</b>	<b>175</b>	<b>1,185-11.0</b>



**MONIQUE BIVENS (5-9 • GUARD • ALABASTER, ALA.) - 1,174 POINTS**

YEAR	GP-GS	FG-FGA	PCT	3FG-FGA	PCT	FT-FTA	PCT	REB-AVG	A	B	S	PTS-AVG
2001-02	31-0	70-150	.467	27-56	.482	23-37	.622	92-3.0	13	6	15	190-6.1
2002-03	28-18	80-227	.352	53-138	.384	19-30	.633	87-3.1	17	5	17	232-8.3
2003-04	28-13	143-372	.384	55-183	.301	61-80	.763	136-4.9	21	3	25	402-14.4
2004-05	29-23	122-326	.374	58-171	.339	48-68	.706	109-3.8	28	5	22	350-12.1
<b>TOTAL</b>	<b>116-54</b>	<b>415-1075</b>	<b>.386</b>	<b>193-548</b>	<b>.352</b>	<b>151-215</b>	<b>.702</b>	<b>424-3.7</b>	<b>79</b>	<b>19</b>	<b>79</b>	<b>1,174-10.1</b>



1,000 POINT CLUB



**ERICKA RUSSELL (5-7 • GUARD • TUSCALOOSA, ALA.) - 1,170 POINTS**

YEAR	GP-GS	FG-FGA	PCT	3FG-FGA	PCT	FT-FTA	PCT	REB-AVG	A	B	S	PTS-AVG
2008-09	30-25	106-312	.340	57-204	.279	35-47	.745	75-2.5	32	5	30	304-10.1
2009-10	27-21	112-322	.348	46-183	.251	38-55	.691	83-3.1	38	6	33	308-11.4
2010-11	33-33	130-338	.385	75-105	.366	42-59	.712	82-2.5	53	10	53	377-11.4
2011-12	19-19	66-198	.333	34-117	.291	15-22	.682	40-2.1	19	0	26	181-9.5
<b>TOTAL</b>	<b>109-98</b>	<b>414-1170</b>	<b>.354</b>	<b>212-609</b>	<b>.348</b>	<b>130-183</b>	<b>.710</b>	<b>280-2.6</b>	<b>142</b>	<b>21</b>	<b>142</b>	<b>1170-10.7</b>



**GLENDA BOSS (5-10 • GUARD • TENNILLE, GA.) - 1,168 POINTS**

YEAR	GP-GS	FG-FGA	PCT	3FG-FGA	PCT	FT-FTA	PCT	REB-AVG	A	B	S	PTS-AVG
1977-78	28-NA	130-263	.494	--	--	40-68	.588	189-6.8	21	0	0	300-10.7
1978-79	17-NA	84-166	.506	--	--	53-77	.688	112-6.6	2	2	10	221-13.0
1979-80	20-NA	111-234	.474	--	--	46-61	.754	138-6.9	18	3	24	268-13.4
1980-81	32-27	164-355	.462	--	--	51-73	.699	171-5.3	19	3	36	379-11.8
<b>TOTAL</b>	<b>97-NA</b>	<b>489-1018</b>	<b>.480</b>	<b>--</b>	<b>--</b>	<b>190-279</b>	<b>.681</b>	<b>610-6.3</b>	<b>60</b>	<b>8</b>	<b>70</b>	<b>1,168-12.0</b>



**CASSANDRA CRUMPTON (5-11 • GUARD • ORRVILLE, ALA.) - 1,091 POINTS**

YEAR	GP-GS	FG-FGA	PCT	3FG-FGA	PCT	FT-FTA	PCT	REB-AVG	A	B	S	PTS-AVG
1982-83	29-29	227-510	.455	--	--	78-91	.857	211-7.3	74	6	60	532-18.3
1983-84	32-31	256-515	.497	--	--	47-66	.712	185-5.8	62	5	82	559-17.5
<b>TOTAL</b>	<b>61-60</b>	<b>483-1025</b>	<b>.471</b>	<b>--</b>	<b>--</b>	<b>125-157</b>	<b>.796</b>	<b>396-6.5</b>	<b>136</b>	<b>11</b>	<b>142</b>	<b>1,091-17.9</b>



**LINDA BURGESS (6-1 • FORWARD • MADISON, ALA.) - 1,069 POINTS**

YEAR	GP-GS	FG-FGA	PCT	3FG-FGA	PCT	FT-FTA	PCT	REB-AVG	A	B	S	PTS-AVG
1990-91	29-28	186-358	.520	0-0	.000	87-134	.649	228-7.9	29	21	45	459-15.8
1991-92	30-29	252-444	.568	0-0	.000	106-167	.635	247-8.2	14	26	47	610-20.3
<b>TOTAL</b>	<b>59-57</b>	<b>438-802</b>	<b>.546</b>	<b>0-0</b>	<b>.000</b>	<b>193-301</b>	<b>.641</b>	<b>475-8.1</b>	<b>43</b>	<b>47</b>	<b>92</b>	<b>1,069-18.1</b>



**TRACEY RUTLEDGE (5-6 • GUARD • HULL, GA.) - 1,069 POINTS**

YEAR	GP-GS	FG-FGA	PCT	3FG-FGA	PCT	FT-FTA	PCT	REB-AVG	A	B	S	PTS-AVG
1985-86	29-10	97-238	.408	--	--	21-32	.656	63-2.2	68	7	29	215-7.4
1986-87	28-23	184-428	.430	--	--	79-102	.775	69-2.5	91	8	53	447-16.0
1987-88	28-28	149-376	.395	33-105	.314	76-104	.724	83-3.0	109	8	49	407-14.5
<b>TOTAL</b>	<b>85-63</b>	<b>430-1042</b>	<b>.413</b>	<b>33-105</b>	<b>.314</b>	<b>176-238</b>	<b>.739</b>	<b>215-2.5</b>	<b>269</b>	<b>23</b>	<b>131</b>	<b>1,069-12.6</b>

# RECORDS & HISTORY

## 1,000 POINT CLUB



**LANISHA CARTWELL (6-2 • CENTER • MONTEVALLO, ALA.) - 1,066 POINTS**

YEAR	GP-GS	FG-FGA	PCT	3FG-FGA	PCT	FT-FTA	PCT	REB-AVG	A	B	S	PTS-AVG
1998-99	30-0	40-84	.476	0-0	.000	22-38	.579	48-1.6	6	17	7	102-3.4
1999-00	29-22	97-186	.522	0-0	.000	51-82	.622	139-4.8	7	18	17	245-8.4
2000-01	31-28	142-276	.514	0-0	.000	73-99	.737	189-6.1	19	24	6	357-11.5
2001-02	31-30	140-264	.530	0-0	.000	82-117	.701	154-5.0	11	16	11	362-11.7
<b>TOTAL</b>	<b>121-80</b>	<b>419-810</b>	<b>.517</b>	<b>0-0</b>	<b>.000</b>	<b>228-336</b>	<b>.679</b>	<b>530-4.4</b>	<b>43</b>	<b>75</b>	<b>41</b>	<b>1,066-8.8</b>



**BRITTNEY EZELL (5-5 • GUARD • FRANKLIN, TENN.) - 1,024 POINTS**

YEAR	GP-GS	FG-FGA	PCT	3FG-FGA	PCT	FT-FTA	PCT	REB-AVG	A	B	S	PTS-AVG
1994-95	31-26	58-182	.319	35-121	.289	59-86	.686	97-3.1	77	3	23	210-6.8
1995-96	32-31	81-249	.325	53-170	.312	46-77	.597	84-2.6	180	0	46	261-8.2
1996-97	31-30	50-188	.266	43-144	.299	37-50	.750	66-2.2	143	1	41	180-5.8
1997-98	34-34	109-294	.371	70-207	.338	85-128	.664	106-3.1	220	2	56	373-11.0
<b>TOTAL</b>	<b>128-120</b>	<b>298-913</b>	<b>.326</b>	<b>201-642</b>	<b>.313</b>	<b>227-341</b>	<b>.666</b>	<b>353-2.8</b>	<b>620</b>	<b>6</b>	<b>166</b>	<b>1,024-8.0</b>



**LAURA HEARD (5-9 • FORWARD • ELBERTON, GA.) - 1,015 POINTS**

YEAR	GP-GS	FG-FGA	PCT	3FG-FGA	PCT	FT-FTA	PCT	REB-AVG	A	B	S	PTS-AVG
1986-87	27-0	51-91	.560	--	--	36-56	.642	105-3.8	5	1	20	138-5.1
1987-88	28-27	121-212	.571	0-0	.000	65-91	.714	198-7.1	14	5	31	307-11.0
1988-89	27-24	127-239	.531	0-0	.000	70-99	.707	270-10.0	5	3	23	324-12.0
1989-90	20-20	103-208	.495	0-0	.000	40-60	.667	149-7.5	10	16	15	246-12.3
<b>TOTAL</b>	<b>102-71</b>	<b>402-750</b>	<b>.536</b>	<b>0-0</b>	<b>.000</b>	<b>211-306</b>	<b>.690</b>	<b>722-7.1</b>	<b>34</b>	<b>25</b>	<b>89</b>	<b>1,015-10.0</b>

**REBOUND RECORDS**

**REBOUNDS, GAME**

1.	27	Tierney Jenkins	Nov. 21, 2009 at Belmont
2.	24	Leslie Payne	Feb. 23, 1979 vs. Alabama-Birmingham
3.	22	Carol Smith	Jan. 6, 1986 vs. Alabama-Birmingham
4.	21	Michelle Smith	Feb. 13, 1990 vs. Mississippi State
	21	Laura Heard	Jan. 30, 1989 vs. East Tennessee State
6.	20	Carol Smith	Dec. 1, 1982 vs. Memphis
7.	19	Monique Bivins	Dec. 5, 2004 vs. UT-San Antonio
	19	Carol Smith	Feb. 5, 1986 vs. Georgia
9.	18	Erin Hogue	Nov. 26, 2011 vs. Louisiana Tech
	18	Michelle Smith	Jan. 23, 1991 vs. Tuskegee
	18	Laura Heard	Feb. 17, 1989 vs. Kentucky
	18	Carol Smith	Dec. 1, 1984 vs. Mississippi College
	18	Carol Smith	Jan. 7, 1984 vs. Georgia State

**REBOUNDS, SEASON**

1.	350	Tierney Jenkins	2008-11
2.	320	Yolanda Watkins	1993-94
3.	309	Carol Smith	1985-86
4.	305	Shalonda Enis	1995-96
5.	291	Sandra Murray	1977-78
6.	284	Shalonda Enis	1996-97
7.	278	Carol Smith	1984-85
8.	270	Laura Heard	1988-89
9.	267	Yolanda Watkins	1992-93
10.	264	Tierney Jenkins	2008-11
	264	Sylvia Akers	1981-82
12.	262	Justina Smith	1983-84
13.	253	LaToya Caudle	1998-99
14.	250	Carol Smith	1982-83
15.	247	Linda Burgess	1991-92
	247	Terri Hillard	1982-83

**YEAR-BY-YEAR REBOUNDING LEADERS**

1974-75	Julie Ellis	9.7
1975-76	Mary Hudgins	9.9
1976-77	Mary Hudgins	8.2
1977-78	Sandra Murray	9.4
1978-79	Leslie Payne	8.6
1979-80	Leslie Payne	7.7
1980-81	Leslie Payne	7.2
1981-82	Sylvia Akers	9.4
1982-83	Carol Smith	9.2
1983-84	Justina Smith	9.2
1984-85	Carol Smith	10.1
1985-86	Carol Smith	10.5
1986-87	Cynthia McDougle	5.1
1987-88	Laura Heard	5.1
1988-89	Laura Heard	7.1
1989-90	Laura Heard	10.0
1990-91	Linda Burgess	7.9
1991-92	Linda Burgess	8.2
1992-93	Yolanda Watkins	8.7
1993-94	Yolanda Watkins	9.8
1994-95	Yolanda Watkins	9.2
1995-96	Shalonda Enis	9.5
1996-97	Shalonda Enis	8.9
1997-98	Dominique Canty	7.1

1997-98	Tausha Mills	7.1
1998-99	LaToya Caudle	8.2
1999-00	Joni Crenshaw	5.6
2000-01	LaNisha Cartwell	6.1
2001-02	LaNisha Cartwell	5.0
2002-03	Jamilah Jones	7.8
2003-04	Dee Merriweather	7.6
2004-05	Dee Merriweather	6.8
2005-06	Dee Merriweather	8.4
2006-07	Talisha Chandler	6.6
2007-08	Talisha Chandler	7.3
2008-09	Tierney Jenkins	7.4
2009-10	Tierney Jenkins	9.1
2010-11	Tierney Jenkins	10.6
2011-12	Meghan Perkins	5.4
2012-13	Kaneisha Horn	5.4

**REBOUNDS PER GAME, SEASON**

1.	10.7	Carol Smith	1985-86
2.	10.6	Tierney Jenkins	2010-11
3.	10.1	Carol Smith	1984-85
4.	10.0	Laura Heard	1988-89
5.	9.9	Mary Hudgins	1975-76
6.	9.7	Yolanda Watkins	1994-94
	9.7	Julie Ellis	1974-75
8.	9.5	Shalonda Enis	1995-96
9.	9.4	Sylvia Akers	1981-82
	9.4	Sandra Murray	1977-78

**REBOUNDS PER GAME, CAREER**

1.	9.3	Carol Smith	1982-86
2.	9.2	Shalonda Enis	1995-97
3.	8.7	Yolanda Watkins	1992-97
4.	8.5	Tierney Jenkins	2008-11
5.	8.2	Justina Smith	1983-84
6.	8.1	Linda Burgess	1990-92
7.	7.2	Dominique Canty	1995-99
	7.2	Leslie Payne	1977-81
9.	7.0	Laura Heard	1986-90
10.	6.9	Terri Hillard	1980-84

**REBOUNDS, CAREER**

1.	1,214	Yolanda Watkins	1992-97
2.	1,055	Carol Smith	1982-86
3.	1,036	Tierney Jenkins	2008-11
4.	909	Dominique Canty	1995-99
5.	823	Terri Hillard	1980-84
6.	809	Leslie Payne	1977-81
7.	757	Dee Merriweather	2002-06
8.	741	Niesa Johnson	1991-95
9.	664	Laura Vaughn	1987-91
10.	614	Latrish Jones	1995-99

# RECORDS & HISTORY

## ASSIST RECORDS

### ASSISTS, GAME

1.	16	Shelly Pyles	Feb. 12, 1986 vs Kentucky
2.	15	Niesa Johnson	March 5, 1994 vs Mississippi
3.	14	Niesa Johnson	March 18, 1995 vs Duke
	14	Niesa Johnson	Jan. 18, 1993 vs S. Alabama
5.	13	Daleisha Carn	Dec. 3, 2008 vs. Sam Houston State
	13	Brittney Ezell	Jan. 18, 1998 vs Mississippi State
	13	Brittney Ezell	Dec. 18, 1997 vs UCLA
	13	Brittney Ezell	Feb. 3, 1996 vs LSU
	13	Niesa Johnson	Feb. 6, 1993 vs Mississippi State
	13	Niesa Johnson	Dec. 29, 1992 vs Georgia Tech
	13	Amy Lannom	Feb. 9, 1991 vs Florida

### ASSISTS, SEASON

1.	237	Niesa Johnson	1993-94
2.	226	Niesa Johnson	1992-93
3.	220	Brittney Ezell	1997-98
4.	186	Niesa Johnson	1994-95
5.	180	Dominique Canty	1995-96
6.	165	Shelly Pyles	1986-87
7.	164	Dominique Canty	1997-98
8.	151	Niesa Johnson	1991-92
9.	145	Mary Beasley	1980-81
10.	144	Terri Hillard	1983-84

### YEAR-BY-YEAR ASSIST LEADERS

1974-75	Leila Jones	3.9
1976-77	Mary Hudgins	3.2
1977-78	Beverly White	2.6
1978-79	Sandra Murray	1.5
1979-80	Susan Cunningham	3.2
1980-81	Mary Beasley	4.4
1981-82	Donna Conaway	2.9
	Kristie Snyder	2.9
1982-83	Lisa Leonard	2.6
1983-84	Terri Hillard	4.5
1984-85	Sandra Rushing	3.9
1985-86	Sandra Rushing	5.2
1986-87	Shelly Pyles	5.8
1987-88	Shelly Pyles	4.9
1988-89	Amy Lannom	4.1
1989-90	Amy Lannom	3.2
1990-91	Amy Lannom	4.4
1991-92	Niesa Johnson	5.0
1992-93	Niesa Johnson	7.3
1993-94	Niesa Johnson	7.2
1994-95	Niesa Johnson	6.0
1995-96	Brittney Ezell	5.6
1996-97	Brittney Ezell	4.6
1997-98	Brittney Ezell	6.5
1998-99	Dominique Canty	4.2
1999-00	Shondra Johnson	5.3
2000-01	Shondra Johnson	5.1
2001-02	Shondra Johnson	4.4
2002-03	Manisha Redus	4.7
2003-04	Manisha Redus	3.4
2004-05	Kate Mastin	2.5
2005-06	Leah Drury	2.4

2006-07	Nikki Davis	3.1
2007-08	Dedrea Magee	3.3
2008-09	Dedrea Magee	4.1
2009-10	Dedrea Magee	3.8
2010-11	LaToya King	2.8
2011-12	Khristin Lee	2.7
2012-13	Daisha Simmons	3.8

### ASSISTS, CAREER

1.	800	Niesa Johnson	1991-95
2.	620	Brittney Ezell	1994-99
3.	525	Shondra Johnson	1999-02
4.	505	Shelly Pyles	1984-88
5.	459	Dominique Canty	1995-99
6.	441	Amy Lannom	1988-92
7.	368	Sandra Rushing	1982-86
8.	351	Dedrea Magee	2007-10
9.	280	Madonna Thompson	1991-95
10.	268	Tracey Rutledge	1985-88

### ASSISTS PER GAME, SEASON

1.	7.3	Niesa Johnson	1992-93
2.	7.2	Niesa Johnson	1993-94
3.	6.5	Brittney Ezell	1997-98
4.	6.0	Niesa Johnson	1994-95
5.	5.7	Shelly Pyles	1986-87
6.	5.6	Brittney Ezell	1995-96
7.	5.2	Shondra Johnson	1999-00
8.	5.1	Shondra Johnson	2000-01
	5.1	Sandra Rushing	1985-86
10.	5.0	Niesa Johnson	1991-92

### ASSISTS PER GAME, CAREER

1.	6.4	Niesa Johnson	1991-95
2.	4.8	Brittney Ezell	1994-99
3.	4.6	Shondra Johnson	1998-02
4.	4.4	Mary Beasley	1980-81
5.	4.3	Shelly Pyles	1984-88
6.	3.9	Amy Lannom	1988-92
7.	3.8	Hazel Hall	1980-81
8.	3.6	Dominique Canty	1995-99
9.	3.4	Sandra Rushing	1982-86
10.	3.3	Yalika Barnes	1999-00

**STEALS, BLOCKS, GAMES RECORDS**

**STEALS, GAME**

1.	9	Tierney Jenkins	Feb. 13, 2011 vs. Florida
	9	Dominique Canty	Feb. 21, 1999 vs. Vanderbilt
	9	Niesa Johnson	Feb. 20, 1993 vs. Arkansas
4.	8	LaToya King	Dec. 28, 2010 at Southern Mississippi
	8	Yolanda Watkins	Jan. 30, 1994 vs. LSU
	8	Niesa Johnson	Feb. 28, 1993 vs. Georgia
	8	Tina Moore	Feb. 8, 1988 vs. Middle Tennessee State
8.	7	Daisha Simmons	Nov. 17, 2012 vs. Arkansas-Pine Bluff
	7	Marverly Nettles	Nov. 22, 2004 vs. Middle Tennessee State
	7	Beth Vice	Dec. 29, 2001 vs. Middle Tennessee State
	7	Niesa Johnson	Jan. 18, 1994 vs. Mercer
	7	Shalonda Enis	Nov. 25, 1993 vs. Maine
	7	Stacey Franklin	Feb. 6, 1992 vs. Alabama State
	7	Niesa Johnson	Feb. 1, 1992 vs. Kentucky
	7	Melissa Del-Valle	Nov. 29, 1991 vs. La. Monroe
	7	Tina Moore	Feb. 26, 1988 vs. Alabama State
	7	Shelly Pyles	Dec. 6, 1986 vs. Stephen F. Austin
	7	Shelly Pyles	Nov. 28, 1986 vs. Florida A&M
	7	Cynthia McDougle	Dec. 16, 1984 vs. Portland
	7	Shelly Pyles	Dec. 3, 1984 vs. West Florida
	7	Audrey Gavin	Feb. 4, 1984 vs. Delta State
	7	Terri Hillard	Jan. 4, 1984 vs. Auburn
	7	Cassandra Crumpton	Dec. 18, 1983 vs. Louisville

**STEALS, SEASON**

1.	95	Niesa Johnson	1992-93
2.	94	Tierney Jenkins	2010-11
3.	93	Niesa Johnson	1993-94
4.	89	Shelly Pyles	1986-87
5.	86	Niesa Johnson	1991-92
6.	82	Cassandra Crumpton	1983-84
7.	80	Tina Moore	1987-88
8.	76	Niesa Johnson	1994-95
9.	71	Shelly Pyles	1986-87
10.	70	Dominique Canty	1998-99

**STEALS, CAREER**

1.	350	Niesa Johnson	1991-95
2.	251	Shelly Pyles	1984-88
3.	244	Tierney Jenkins	2008-11
4.	219	Dominique Canty	1995-99
5.	182	Madonna Thompson	1992-95
6.	176	Shondra Johnson	1999-02
7.	175	Navonda Moore	2003-07
8.	172	Carol Smith	1982-86
9.	171	Amy Lannom	1988-92
	171	Terri Hillard	1980-84

**BLOCKS, GAME**

1.	9	Terri Hillard	March 5, 1981 vs. Mississippi College
2.	7	Yolanda Watkins	Feb. 20, 1993 vs. Arkansas
3.	6	Yolanda Watkins	Dec. 4, 1994 vs. Tenn. State
	6	Yolanda Watkins	March 26, 1994 vs. Penn State
	6	Yolanda Watkins	Jan. 30, 1994 vs. LSU
	6	Yolanda Watkins	Jan. 12, 1994 vs. Troy
7.	5	Tierney Jenkins	Dec. 1, 2010 vs. Alabama State
	5	Dee Merriweather	Jan. 16, 2005 vs. LSU
	5	Joni Crenshaw	Feb. 21, 1999 vs. Vanderbilt
	5	Tausha Mills	Feb. 5, 1998 vs. UNC-Charlotte
	5	Tausha Mills	Dec. 19, 1996 vs. Penn State
	5	DeeDee Davis	Feb. 20, 1984 vs. Mississippi
	5	Carol Smith	Jan. 22, 1983 vs. LSU
	5	Leslie Payne	Jan. 3, 1981 vs. LSU
	5	Terri Hillard	Nov. 19, 1980 vs. Vanderbilt

**BLOCKS, SEASON**

1.	68	Yolanda Watkins	1993-94
2.	61	Tausha Mills	1997-98
3.	52	Dee Merriweather	2004-05
4.	50	Leslie Payne	1980-81
5.	49	Dee Merriweather	2005-06
6.	48	Leslie Payne	1980-81
7.	40	Yolanda Watkins	1994-95
	40	Yolanda Watkins	1992-93
9.	39	Yolanda Watkins	1996-97
10.	38	Meghan Perkins	2012-13
	38	Terri Hillard	1980-81

**BLOCKS, CAREER**

1.	187	Yolanda Watkins	1992-97
2.	138	Dee Merriweather	2002-06
3.	125	Leslie Payne	1977-81
4.	103	Joni Crenshaw	1998-01
5.	98	Terri Hillard	1980-84
6.	82	Tausha Mills	1996-99
7.	81	DeeDee Davis	1983-87
8.	79	Tierney Jenkins	2008-11
9.	78	Carol Smith	1982-86
10.	73	LaNisha Cartwell	1998-02

**GAMES PLAYED, SEASON**

1.	34	Leah Goss	1997-98
	34	Dominique Canty	1997-98
	34	Brittney Ezell	1997-98
	34	Tausha Mills	1997-98
	34	LaToya Caudle	1997-98
6.	33	15 tied	

**GAMES STARTED, SEASON**

1.	33	Tierney Jenkins	2010-11
	33	Ericka Russell	2010-11
	33	Betsy Harris	1993-94
	33	Leslie Payne	1980-81
5.	32	Niesa Johnson	1993-94
	32	Mary Beasley	1980-81
7.	31	14 tied	

**GAMES PLAYED, CAREER**

1.	128	Brittney Ezell	1994-99
2.	127	Dominique Canty	1995-99
3.	125	Yolanda Watkins	1992-97
	125	Niesa Johnson	1991-95
5.	123	Latrish Jones	1995-99
	123	Madonna Thompson	1991-95
	123	Betsy Harris	1990-94
8.	122	Tierney Jenkins	2008-11
9.	121	LaNisha Cartwell	1998-02
	121	Pam Duncan	1994-99

**GAMES STARTED, CAREER**

1.	121	Niesa Johnson	1991-95
2.	114	Brittney Ezell	1994-99
3.	113	Yolanda Watkins	1992-97
4.	108	Dominique Canty	1995-99
5.	99	Cynthia McDougle	1984-89
6.	93	Betsy Harris	1990-94
7.	92	Madonna Thompson	1991-95
8.	91	Shondra Johnson	1998-02
9.	90	Carol Smith	1982-86
10.	89	Tierney Jenkins	2008-11
	89	Amy Lannom	1988-92

# RECORDS & HISTORY

## CRIMSON TIDE VICTORIES VS. AP TOP 25

Opponent - Result	Date	Location
Alabama 82 - No. 18 Mississippi College 79	Jan. 28, 1977	Tuscaloosa, Ala.
Alabama 66 - No. 20 Kentucky 62	Jan. 20, 1978	Lexington, Ky.
Alabama 72 - No. 18 Memphis State 69	Feb. 19, 1979	Tuscaloosa, Ala.
Alabama 77 - No. 3 Tennessee 71	Jan. 3, 1981	Baton Rouge, La.
No. 18 Alabama 80 - No. 14 N.C. State 72	Dec. 4, 1983	Chapel Hill, N.C.
No. 16 Alabama 78 - No. 20 Kentucky 49	Dec. 20, 1983	Lexington, Ky.
No. 17 Alabama 65 - No. 14 Auburn 56	Jan. 5, 1984	Auburn, Ala.
Alabama 64 - No. 13 Auburn 60	Feb. 9, 1984	Tuscaloosa, Ala.
No. 20 Alabama 80 - No. 6 Mississippi 65	Feb. 20, 1984	Tuscaloosa, Ala.
No. 17 Alabama 85 - No. 10 Tennessee 66	March 3, 1984	Athens, Ga.!
Alabama 84 - No. 9 Auburn 67	Feb. 18, 1985	Tuscaloosa, Ala.
Alabama 67 - No. 16 LSU 66	Jan. 20, 1990	Tuscaloosa, Ala.
Alabama 71 - No. 11 Auburn 68	Feb. 21, 1990	Tuscaloosa, Ala.
Alabama 93 - No. 16 Houston 80	Dec. 20, 1991	Tuscaloosa, Ala.
Alabama 80 - No. 18 LSU 72	Jan. 18, 1992	Tuscaloosa, Ala.
Alabama 103 - No. 23 Georgia Tech 101 (OT)	Dec. 29, 1992	Philadelphia, Pa.
No. 16 Alabama 99 - No. 5 Louisiana Tech 77	Dec. 11, 1993	Tuscaloosa, Ala.
No. 11 Alabama 70 - No. 25 Georgia 57	Jan. 5, 1994	Tuscaloosa, Ala.
No. 17 Alabama 84 - No. 22 Auburn 71	Feb. 16, 1994	Tuscaloosa, Ala.
No. 16 Alabama 76 - No. 24 Mississippi 64	Feb. 26, 1994	Oxford, Miss.
No. 16 Alabama 86 - No. 24 Mississippi 84 (OT)	March 4, 1994	Chattanooga, Tenn.!
No. 10 Alabama 71 - No. 6 Vanderbilt 63	Jan. 8, 1995	Tuscaloosa, Ala.
No. 18 Alabama 84 - No. 15 Mississippi 78	Feb. 27, 1995	Tuscaloosa, Ala.
No. 19 Alabama 92 - No. 8 Arkansas 85 (OT)	Jan. 4, 1996	Fayetteville, Ark.
No. 18 Alabama 69 - No. 25 Auburn 67	Jan. 24, 1996	Tuscaloosa, Ala.
No. 12 Alabama 73 - No. 17 Florida 54	Feb. 17, 1996	Tuscaloosa, Ala.
No. 13 Alabama 65 - No. 16 Auburn 59	March 2, 1996	Chattanooga, Tenn.!
No. 10 Alabama 88 - No. 23 N.C. State 68	March 17, 1996	Tuscaloosa, Ala.*
No. 7 Alabama 68 - No. 9 Penn State 47	Dec. 19, 1996	Myrtle Beach, S.C.
No. 7 Alabama 88 - No. 19 North Carolina 74	Dec. 20, 1996	Myrtle Beach, S.C.
No. 6 Alabama 68 - No. 18 Auburn 65	Jan. 7, 1997	Auburn, Ala.
No. 5 Alabama 68 - No. 4 Georgia 64	Jan. 15, 1997	Athens, Ga.
No. 7 Alabama 102 - No. 17 Arkansas 61	Feb. 6, 1997	Tuscaloosa, Ala.
No. 7 Alabama 86 - No. 10 Florida 81	Feb. 16, 1997	Gainesville, Fla.
No. 6 Alabama 70 - No. 15 Vanderbilt 60	Feb. 23, 1997	Tuscaloosa, Ala.
No. 7 Alabama 85 - No. 23 Arkansas 63	March 1, 1997	Chattanooga, Tenn.!
Alabama 62 - No. 18 Auburn 46	Jan. 7, 1998	Tuscaloosa, Ala.
No. 24 Alabama 90 - No. 23 Georgia 77	Feb. 8, 1998	Tuscaloosa, Ala.
No. 24 Alabama 73 - No. 8 Florida 51	Feb. 14, 1998	Tuscaloosa, Ala.
No. 20 Alabama 74 - No. 12 Florida 61	Feb. 28, 1998	Columbus, Ga.!
No. 11 Alabama 75 - No. 25 UCLA 74	March 15, 1998	Tuscaloosa, Ala.*
No. 7 Alabama 79 - No. 8 Old Dominion 68	Dec. 5, 1998	Richmond, Va.
No. 25 Alabama 72 - No. 17 Auburn 57	Feb. 11, 1999	Tuscaloosa, Ala.
No. 24 Alabama 76 - No. 23 Auburn 72	Feb. 26, 1999	Chattanooga, Tenn.!
Alabama 72 - No. 7 LSU 68	Feb. 10, 2000	Tuscaloosa, Ala.
Alabama 60 - No. 25 Auburn 53	Jan. 11, 2001	Tuscaloosa, Ala.
Alabama 65 - No. 25 Mississippi State 62	Jan. 21, 2001	Starkville, Miss.
Alabama 78 - No. 22 Auburn 70	Jan. 24, 2002	Tuscaloosa, Ala.
Alabama 92 - No. 25 Mississippi State 86	Feb. 7, 2002	Tuscaloosa, Ala.
Alabama 70 - No. 24 BYU 59	Dec. 21, 2002	Albuquerque, N.M.
Alabama 77 - No. 7 Kentucky 75	Feb. 16, 2012	Tuscaloosa, Ala.

! - SEC tournament game

\* - NCAA tournament game

## CRIMSON TIDE 100-POINT GAMES

Date	Score	Opponent	Location
Jan. 17, 1976	101-40	Tuskegee	H
Feb. 9, 1976	106-64	Montevallo	H
Jan. 14, 1980	104-72	Alabama-Huntsville	A
Dec. 27, 1983	102-42	Xavier	N
Dec. 29, 1983	113-47	Queens College	A
Feb. 1, 1985	100-67	Georgia State	H
Dec. 18, 1986	102-58	Illinois-Chicago	H
Nov. 27, 1987	103-56	Tennessee State	A
Nov. 29, 1988	107-43	Tennessee State	H
Nov. 25, 1989	102-70	Georgia State	A
Nov. 30, 1990	106-41	Tuskegee	N
Feb. 13, 1991	105-74	Alabama State	H
Nov. 26, 1991	103-62	Alabama State	H
Nov. 29, 1991	118-86	Louisiana-Monroe	N
Dec. 6, 1991	100-80	Cincinnati	N
Dec. 7, 1991	101-69	Middle Tennessee State	A
Jan. 4, 1992	101-103	Florida	H!
Jan. 13, 1992	114-90	Appalachian State	A
Feb. 20, 1992	100-75	Oral Roberts	H
Feb. 24, 1992	110-51	Mississippi Valley State	H
Feb. 29, 1992	105-81	Georgia	H
March 18, 1992	100-87	Tennessee Tech	H
Dec. 15, 1992	111-79	Austin Peay State	H
Dec. 18, 1992	117-51	Grambling State	H
Dec. 29, 1992	103-101	Georgia Tech	N#
Feb. 3, 1993	107-64	Loyola-Chicago	H
Feb. 6, 1993	102-89	Mississippi State	A
Feb. 25, 1993	122-52	Oral Roberts	H*
March 5, 1993	106-86	LSU	N
March 17, 1993	102-70	Georgia Southern	H
Dec. 29, 1993	107-53	East Carolina	N
Jan. 12, 1994	119-43	Troy	A
Jan. 18, 1994	101-46	Mercer	H
Feb. 28, 1994	101-66	Troy	H
Dec. 3, 1994	105-87	Notre Dame	N
Dec. 9, 1994	102-50	Lamar	N
Dec. 29, 1994	119-46	UNC-Asheville	N
Jan. 3, 1995	102-64	East Tennessee State	H
March 18, 1995	121-120	Duke	H\$
Jan. 31, 1996	105-42	Alabama State	H
Nov. 28, 1996	102-74	Arizona State	N
Jan. 17, 1997	101-67	Oral Roberts	A
Feb. 6, 1997	102-61	Arkansas	H
Dec. 2, 1997	104-43	Samford	H
Feb. 21, 1999	102-59	Vanderbilt	H
Nov. 20, 2001	101-58	Troy	H
Dec. 2, 2006	102-48	Savannah State	H

! - overtime loss

# - overtime game

\* school record

\$ - four overtimes

## HOME GAME RECORDS

### MILESTONE VICTORIES

<b>First</b>	Dec. 6, 1974	Alabama 78, Athens 50
<b>50th</b>	Jan. 21, 1978	Alabama 77, North Carolina 72
<b>100th</b>	Jan. 31, 1981	Alabama 80, Georgia 66
<b>150th</b>	Dec. 27, 1983	Alabama 102, Xavier 42
<b>200th</b>	Nov. 29, 1986	Alabama 76, Alabama-Birmingham 49
<b>250th</b>	Nov. 24, 1989	Alabama 86, Chattanooga 59
<b>300th</b>	Feb. 12, 1992	Alabama 72, Auburn 69
<b>400th</b>	Nov. 28, 1996	Alabama 102, Arizona State 74
<b>500th</b>	Jan. 28, 2001	Alabama 67, Mississippi 64
<b>600th</b>	Dec. 30, 2008	Alabama 81, Ball State 75

### TOP HOME CROWDS

1.	Tennessee on Jan. 31, 1999	9,786
2.	Tennessee on Feb. 4, 2001	7,647
3.	Tennessee on Jan. 26, 1997	7,523
4.	Alabama A&M on Dec. 11, 1999	7,094
5.	Tennessee on Feb. 5, 1995	6,989
6.	Tennessee on Feb. 19, 2006	5,380
7.	Vanderbilt on Jan. 8, 1995	5,297
8.	Tennessee on Jan. 28, 2007	4,601
9.	Tennessee on Feb. 27, 2005	4,355
10.	Georgia on Feb. 8, 1998	4,233
11.	Middle Tennessee on Dec. 19, 1994	4,105
12.	Georgia Southern on March 17, 1993*	3,743
13.	Auburn on Jan. 24, 1996	3,329
14.	Alabama State on Feb. 23, 1994	3,297
15.	UCLA on March 15, 1998*	3,258

\*NCAA Tournament games

### TEAM RECORDS

Points Scored	122 by Alabama vs. Oral Roberts (Feb. 25, 1993)
Rebounds	69 by Alabama vs. Oral Roberts (Feb. 25, 1993)
Field Goals Made	50 by Alabama vs. Montevallo (Feb. 9, 1976)
Field Goals Attempted	114 by Alabama vs. Duke (4 OT) (March 18, 1995)
Field Goal Percentage	65.0 by Texas Tech (Dec. 9, 1986)
FG Attempted, Both Teams	207 (UA 114, Duke 93) in 4 OT (March 18, 1995)
Free Throws Made	45 by Alabama vs. Alabama State (Nov. 27, 1990)
Free Throws Attempted	56 by Alabama vs. Alabama State (Nov. 27, 1990)
Free Throw Percentage	1.000 (20-20) by Alabama vs. Clemson (Dec. 19, 1993)
Free Throws Missed	24 by Alabama vs. Talladega (Feb. 7, 1976)
3-Point FG Made	14 (of 29) by Alabama vs. Loyola Chicago (Feb. 3, 1993)
	14 (of 43) by South Carolina (Jan. 22, 1995)
3-Point FG Attempted	52 by Alabama vs. Duke (4 OT) (March 18, 1995)
3-Point FG Percentage	1.000 (3-3) by Alabama (Dec. 12, 1987)
	1.000 by LSU (Jan. 20, 1988)
3-Point FG Attempted, Both Teams	70 (Alabama 52, Duke 18) 4 OT (March 18, 1995)
Assists	35 by Alabama vs. Vanderbilt (Nov. 19, 1980)
Steals	30 by Alabama vs. Oral Roberts (Feb. 25, 1993)
Blocked Shots	18 by Alabama vs. LSU (Jan. 22, 1983)
Turnovers	45 by Oral Roberts (Feb. 25, 1993)
Fouls	37 by Alabama vs. Alabama State (Feb. 13, 1991)
Fouls, Both Teams	62 (31 by UA, 31 by Grambling State) (Nov. 26, 1994)
Points by Opponent	120 (4 OT) by Duke (March 18, 1995)
Points, Both Teams	241 (121 by UA, 120 by Duke) (4 OT) (March 18, 1995)
Margin of Victory	70 by Alabama (122) vs. Oral Roberts (52) (Feb. 25, 1993)
Loss Margin	51 (Tennessee 95, Alabama 44) (Feb. 5, 1995)
Points Scored in a Half	68 by Alabama, second half, vs. Mississippi Valley State (Feb. 24, 1992)
Fewest Points Alabama, Game	34 by Alabama vs. South Carolina (Feb. 9, 2003)
Fewest Points, Opponent	21 by Georgia State (Dec. 21, 1990)
Fewest Points, Both Teams	82 - South Carolina 48, Alabama 34 (Feb. 9, 2003)
Attendance, Single	9,786 vs. Tennessee (Jan. 31, 1999)
Attendance, Doubleheader with Men	8,379 vs. Florida (men vs. LSU) (Feb. 17, 1996)
Most Overtimes:	4 Alabama vs. Duke, NCAA second round (March 18, 1995) UA 121 - Duke 120

### INDIVIDUAL RECORDS

Points	41 by Lisa McMullan, Alabama State (Feb. 13, 1991)
Rebounds	21 by Laura Heard (UA) vs. Florida State (Jan. 30, 1989)
Field Goals Made	16 by Cassandra Crumpton (UA) vs. LSU (Jan. 22, 1983)
Field Goals Attempted	37 by Lisa McMullan (14-37), Alabama State (Feb. 13, 1991)
Field Goal Percentage	1.000 (9-9) by Duke's Tyish Hall vs. Okla. St. (March 16, 1995), NCAA First Round
Free Throws Made	16 by Maxine Farmer, Georgia State (Jan. 7, 1984)
Free Throws Attempted	20 by Maxine Farmer, Georgia State (Jan. 7, 1984)
Free Throw Percentage	1.000 (13-13) by Mary Hudgins (UA) vs. Florida (Feb. 13, 1978)
3-Point FGs Made	8 by Amy Lannom (UA) vs. Florida (Jan. 4, 1992)
	and by Betsy Harris (UA) vs. Auburn (Feb. 16, 1994)
3-Point FGs Attempted	18 by Niesa Johnson (UA) vs. Duke (4 OT) (March 18, 1995)
3-Point FG Percentage	1.000 (5-5) by Niesa Johnson (UA) vs. Houston (Dec. 20, 1991)
Assists	16 by Shelly Pyles (UA) vs. Kentucky (Feb. 12, 1986)
Steals	9 by Niesa Johnson (UA) vs. Arkansas (Feb. 20, 1993)
Blocked Shots	7 by Yolanda Watkins (UA) vs. Arkansas (Feb. 20, 1993)
Triple Doubles:	2 by Niesa Johnson in 1995
	21 pts/11 rebs/10 assists vs. South Carolina (Jan. 22, 1995)
	28 pts/12 rebs/14 assists vs. Duke (4 OTs) (March 18, 1995)

# RECORDS & HISTORY

## ALL-TIME COACHING RECORDS

Year	Head Coach	Overall Record	SEC Record	Final Rankings (AP/Coaches)	SEC Finish	SEC Tournament	Postseason
1974-75	Stephanie Schleuder	13-12	---	---	---	---	---
1975-76	Stephanie Schleuder	13-9	---	---	---	---	---
1976-77	Stephanie Schleuder	13-15	---	---	---	---	NWIT Eighth
1977-78	Ed Nixon	21-10	---	---	---	---	---
1978-79	Ed Nixon	13-13	---	---	---	---	---
1979-80	Ed Nixon	12-15	---	---	---	Second Round	---
1980-81	Ann Cronic	21-12	---	---	---	Finals	---
1981-82	Ken Weeks	17-11	---	---	---	Second Round	---
1982-83	Ken Weeks	16-13	2-6	---	T-Seventh	Second Round	---
1983-84	Ken Weeks	23-9	5-3	12/--	T-Fourth	Finals	NCAA Sweet 16
1984-85	Ken Weeks	18-10	3-5	---	T-Seventh	First Round	---
1985-86	Lois Myers	20-9	3-6	---	Eighth	Second Round	---
1986-87	Lois Myers	19-10	2-7	---	Eighth	Second Round	---
1987-88	Lois Myers	18-10	5-4	---	Sixth	Second Round	NCAA First Round
1988-89	Lois Myers	14-15	1-8	---	10th	Second Round	---
1989-90	Rick Moody	16-12	4-5	---	Seventh	First Round	---
1990-91	Rick Moody	17-12	3-6	---	Ninth	Second Round	---
1991-92	Rick Moody	23-7	7-4	18/17	Third	Second Round	NCAA Second Round
1992-93	Rick Moody	22-9	6-5	--/25	Fifth	Semifinals	NCAA Second Round
1993-94	Rick Moody	26-7	7-4	16/4	Fourth	Semifinals	NCAA Final Four
1994-95	Rick Moody	22-9	7-4	13/13	Sixth	Semifinals	NCAA Sweet 16
1995-96	Rick Moody	24-8	7-4	10/11	Fourth	Finals	NCAA Sweet 16
1996-97	Rick Moody	25-7	10-2	8/11	Second	Semifinals	NCAA Sweet 16
1997-98	Rick Moody	24-10	10-4	11/13	Third	Finals	NCAA Sweet 16
1998-99	Rick Moody	20-11	7-7	22/25	Fifth	Semifinals	NCAA Second Round
1999-00	Rick Moody	15-14	5-9	---	Eighth	First Round	WNIT First Round
2000-01	Rick Moody	19-12	5-9	---	Eighth	Second Round	WNIT Second Round
2001-02	Rick Moody	19-12	7-7	---	Eighth	First Round	WNIT Quarterfinal
2002-03	Rick Moody	13-15	3-11	---	10th	First Round	---
2003-04	Rick Moody	12-16	4-10	---	10th	First Round	---
2004-05	Rick Moody	14-15	4-10	---	Ninth	Second Round	---
2005-06	Stephany Smith	9-19	3-11	---	11th	First Round	---
2006-07	Stephany Smith	10-20	0-14	---	12th	First Round	---
2007-08	Stephany Smith	8-22	1-13	---	12th	First Round	---
2008-09	Wendell Hudson	13-17	1-13	---	12th	First Round	---
2009-10	Wendell Hudson	12-18	4-12	---	11th	First Round	---
2010-11	Wendell Hudson	18-15	5-11	---	10th	First Round	WNIT Semifinals
2011-12	Wendell Hudson	12-19	2-14	---	11th	First Round	---
2012-13	Wendell Hudson	13-18	2-14	---	13th	Second Round	---
<b>Overall Record</b>		<b>657-497</b>	<b>134-243</b>				



**STEPHANIE SCHLEUDER**  
39-36 (.520)  
Three seasons



**ED NIXON**  
46-38 (.548)  
Three seasons



**ANN CRONIC**  
21-12 (.636)  
One season



**KEN WEEKS**  
74-43 (.632)  
10-14 SEC (.417)  
Four seasons



**LOIS MYERS**  
71-44 (.617)  
10-26 SEC (.277)  
Four seasons



**RICK MOODY**  
311-176 (.653)  
96-101 SEC (.487)  
16 seasons



**STEPHANY SMITH**  
27-61 (.307)  
4-39 SEC (.093)  
Three seasons



**WENDELL HUDSON**  
68-87 (.439)  
14-64 SEC (.179)  
Five seasons



ALL-TIME ROSTER

- A -

Akers, Sylvia, F/C ..... 1981-82  
 Gainesville, Ga.  
 Alexander, Sharrona, F ..... 1993-94  
 Murfreesboro, Tenn.  
 Allen, Taquilla, G/F ..... 2000-01  
 Pleasant Grove, Ala.  
 Allen, Taylor, G ..... 2008  
 Pinson, Ala.  
 Amey, Stephanie, G ..... 1978

- B -

Bankhead, Wanda, G ..... 1979  
 Florence, Ala.  
 Baragry, Rebecca, G ..... 1997  
 Melbourne, Australia  
 Barnes, Harriet, F/C ..... 2005-07  
 Birmingham, Ala.  
 Barnes, Yalika "Boo", G ..... 2000-01  
 Montgomery, Ala.  
 Barrett, Donna, F ..... 1979  
 Kennesaw, Ga.  
 Barrier, Kim, G ..... 1987  
 Elkhart, Ind.  
 Beasley, Mary, G ..... 1981  
 Bowdon, Ga.  
 Beaty, Julie, G ..... 1987-90  
 Ider, Ala.  
 Belcher, Kari, G ..... 1998-2000  
 Mt. Olive, Ala.  
 Bellinger, Crystal, G ..... 2005-06  
 Manhattan, N.Y.  
 Bethel, Latasha, F ..... 1989-90  
 Decatur, Ga.  
 Biddle, Tauwana, G ..... 1975-76  
 Bivins, Monique, G ..... 2002-05  
 Alabaster, Ala.  
 Blackwell, Linda, G ..... 1979  
 Huntsville, Ala.  
 Blands, Camilla, G ..... 2005-09  
 Naerum, Denmark  
 Blesch, Becky, G ..... 1998  
 Ringgold, Ga.  
 Boss, Glenda, F ..... 1978-81  
 Tennesse, Ga.  
 Bowden, Tracy, C ..... 1988-91  
 Rush Springs, Okla.  
 Bozeman, Debbie, F ..... 1980-82  
 Sylvester, Ga.  
 Braden, Sissy, F ..... 1987-90  
 Lewisburg, Tenn.  
 Brooks, Bridgette, G ..... 1985  
 Starkville, Miss.  
 Bryant, Betty, G ..... 1983, 1985  
 Cordele, Ga.  
 Burgess, Linda, F ..... 1991-92  
 Madison, Ala.  
 Burrow, Rozetha, F ..... 1992  
 Pinson, Ala.  
 Bush, Kristin, G ..... 2011-12  
 Huntsville, Ala.  
 Butler, Alyson, G ..... 2007-10  
 Cleveland, Tenn.

- C -

Cale, Anne, C ..... 1978-81  
 Reston, Va.  
 Canty, Dominique, G ..... 1996-99  
 Chicago, Ill.  
 Carden, Stacey, G ..... 1987-88  
 Huntsville, Ala.  
 Carn, Daleisha, G ..... 2008  
 Jacksonville, Fla.  
 Carruth, Nicole, G ..... 1997-2001  
 Sulligent, Ala.  
 Carter, Khadijah, F ..... 2014-  
 Goodrich, Texas  
 Cartwell, LaNisha, C/F ..... 1999-2002  
 Montevallo, Ala.

Caudle, LaToya, C/F/P ..... 1997-99  
 Madison, Ala.  
 Chandler, Talisha, F ..... 2007-08  
 Clover, S.C.  
 Claybrook, Leslie, F ..... 1990-93  
 Luverne, Ala.  
 Colvin, Kamisha, G ..... 1995  
 Montgomery, Ala.  
 Conaway, Donna, F/G ..... 1981-82  
 Temple, Ga.  
 Conners, Cindy, G ..... 1975  
 Cox, Vickie, F/G ..... 1985-86  
 LaGrange, Ga.  
 Crenshaw, Camillia, G ..... 1991-94  
 Fayette, Ala.  
 Crenshaw, Joni, F/C ..... 1998-2001  
 Meridian, Miss.  
 Crosby, Kyra, F ..... 2012  
 Powder Springs, Ga.  
 Crosslin, Cara, F ..... 1994-97  
 Tusculumbia, Ala.  
 Croyle, Reagan, F ..... 1997-99  
 Gadsden, Ala.  
 Crumpton, Cassandra, F ..... 1983-84  
 Orrville, Ala.  
 Cunningham, Susan, G ..... 1980  
 Winfield, Ala.

- D -

Daniels, Aneesah, F ..... 2012  
 Decatur, Ga.  
 Daniels, Consuelo, F ..... 1994-95  
 Rome, Ga.  
 Davis, DeeDee, C ..... 1984-87  
 Pensacola, Fla.  
 Davis, Elisa, G ..... 1982  
 Tuscaloosa, Ala.  
 Davis, Emily, G ..... 2013-  
 Enterprise, Ala.  
 Davis, Nikki, G ..... 2007  
 Frankfort, Ky.  
 Day, Jennifer, G ..... 1989  
 Houston, Texas  
 Day, Melissa, C ..... 1980  
 Jackson, Miss.  
 Del-Valle, Melissa, G ..... 1992-93  
 Queens, N.Y.  
 DePriest, Lisa, G ..... 1979-81  
 Jackson, Tenn.  
 Drury, Leah, G ..... 2003-07  
 Greensboro, Ala.  
 Dubose, DeDe, C ..... 1983-86  
 Austell, Ga.  
 Duncan, Pam, G ..... 1995-98  
 Carrollton, Ala.

- E -

Elliot, Christy, G ..... 2008  
 Tuscaloosa, Ala.  
 Ellis, Julie, F ..... 1975-76  
 Enis, Shalonda, P/F ..... 1996-97  
 Celeste, Texas  
 Ezell, Brittney, G ..... 1995-98  
 Franklin, Tenn.

- F -

Farmer, Celiscia, G ..... 2010-13  
 Madison, Wis.  
 Fisher, Margaret, G ..... 1976-79  
 Nashville, Tenn.  
 Franco, Dorothy, G ..... 1977-78  
 Milford, Conn.  
 Franklin, Stacey, F ..... 1989-92  
 Smyrna, Ga.  
 Freeman, Tawana, F ..... 2004  
 Louisville, Ky.  
 Friday, Deborah, G ..... 1979  
 Tuscaloosa, Ala.  
 Fuller, Shondra, F ..... 1993-95  
 Decatur, Ala.

- G -

Gamble, Natasha, F/C ..... 2002-05  
 Jackson, Ala.  
 Gavin, Audrey, G ..... 1984-85  
 Webster, Fla.  
 Geiger, Kathy, F ..... 1976  
 Giles, Peggy, F ..... 1982  
 Gonzalez, Michelle "Boo", G ..... 1988  
 Marietta, Ga.  
 Goss (Monteith), Leah, G ..... 1994-98  
 Centre, Ala.  
 Griswold, Patricia, F ..... 1979  
 Bessemer, Ala.  
 Gunter, Sheila, G ..... 1979  
 Clinton, Miss.

- H -

Hackett, Gwen, C/F ..... 1976-78  
 Hall, Hazel, G ..... 1978-81  
 Marietta, Ga.  
 Hall, Neacole, G ..... 1985  
 York, Ala.  
 Hamilton, Oceana, C/F ..... 2014-  
 Mississauga, Ontario  
 Hamilton, Tamisha, C ..... 2004  
 Corpus Christi, Texas  
 Hancock, Katie, G/F ..... 2008-11  
 Tupelo, Miss.  
 Harris, Betsy ..... 1991-94  
 Decatur, Miss.  
 Heard, Laura, F ..... 1987-90  
 Elberton, Ga.  
 Hegstetter, Nikki, F ..... 2013-  
 Kennesaw, Ga.  
 Hill, Lauren, G/F ..... 2003-06  
 New Orleans, La.  
 Hill, Mitzi, G ..... 1975  
 Hillard, Terri, G/F ..... 1981-84  
 Memphis, Tenn.  
 Hines, Kattie, G ..... 1983-84  
 Frankfort, Ky.  
 Hogue, Erin, G/F ..... 2011-12  
 Birmingham, Ala.  
 Holland, Kelly, G ..... 1979-82  
 Clinton, Miss.  
 Hollifield, Caitlin, F ..... 2008  
 Knoxville, Tenn.  
 Holtzclaw, Kidada, G ..... 1995-98  
 Sylacauga, Ala.  
 Horn, Kaneisha, F ..... 2011-13  
 Birmingham, Ala.  
 Howell, Terrie, G ..... 1985-86  
 Clinton, Miss.  
 Hudgins, Mary, F ..... 1976-79  
 Huntsville, Ala.  
 Hunter, Courtney, G ..... 2014-  
 Hoover, Ala.  
 Hunter, Shun, F ..... 1999-2003  
 Pensacola, Fla.  
 Hutchen, Briana, F ..... 2012-  
 Baltimore, Md.  
 Hutton, Karen, G ..... 1980  
 Pulaski, Tenn.  
 Hutton, Ledean ..... 1977-78

- J -

Jack, Brittany, F ..... 2012-  
 Suwanee, Ga.  
 Jenkins, Tierney, F ..... 2008-11  
 Mt. Juliet, Tenn.  
 Johns, Jamilah, C ..... 2001-03  
 Starkville, Miss.  
 Johnson, Chanel, F/C ..... 2004-06  
 Tulsa, Okla.  
 Johnson, Krystle, C ..... 2004-06  
 Hoover, Ala.  
 Johnson, Niesa, G ..... 1992-95  
 Clinton, Miss.  
 Johnson, Shondra, G ..... 1999-2002  
 New Orleans, La.

# RECORDS & HISTORY

## ALL-TIME ROSTER

Jones, Jaqui, F/G ..... 1996-2000  
Chicago, Ill.  
Jones, Latrish, P/C ..... 1996-99  
Huntsville, Ala.  
Jones, Leila, G. .... 1975-76  
Jones, Nia, G/F ..... 1986-87  
Baltimore, Md.  
Joye, Lateefah, G ..... 2005  
Brooklyn, N.Y.

### - K -

Kelso, Dottie, G/F ..... 1983-84  
Lewisburg, Tenn.  
King, LaToya, G ..... 2010-11  
Stuart, Fla.  
Koonce, Carla, G ..... 1991-95  
Dothan, Ala.

### - L -

Lacey, Amber, F ..... 1996  
Altadena, Calif.  
Langley, Vivian, G/F ..... 1975-76  
Lannom, Amy, G ..... 1989-92  
Gallatin, Tenn.  
Lard, Mandy, G ..... 2001  
Hoover, Ala.  
Lee, Beverly, G ..... 1989-91  
Smyrna, Ga.  
Lee, Judith, G ..... 1983  
Tuscaloosa, Ala.  
Lee, Kristin, G ..... 2011-13  
Birmingham, Ala.  
Leonard, Lisa, G ..... 1982-83  
Marietta, Ga.

### - M -

Magee, Dedrea G ..... 2007-10  
Picayune, Miss.  
Martello, "Binky", G ..... 2001  
Milton, Fla.  
Mastin, Kate, G ..... 2003-07  
Boaz, Ala.  
Matarazzi, Becky, G/F ..... 1978  
McCoy, Carmen, C ..... 2009-11  
Leeds, Ala.  
McDougle, Cynthia, F ..... 1985-87, 1989  
Waynesboro, Miss.  
McGraw, Brooksie, C ..... 2014-  
Gainesville, Fla.  
McKeever, Laura, G ..... 1975  
Meier, Stephanie, G ..... 1987-89  
Wilmington, Del.  
Menefee, Sandra, G ..... 1986  
Tuskegee, Ala.  
Merritt, Jessica, G ..... 2012-13  
Talladega, Ala.  
Merriweather, Dee, C ..... 2003-06  
Hanceville, Ala.  
Middlebrook, Karyla, G ..... 2014-  
Blue Springs, Mo.  
Mills, Tausha, C ..... 1997-98  
Garland, Texas  
Mitcham, Alicia, F ..... 2011-12  
Balch Springs, Texas  
Mitchell, Patty, G ..... 1975-78  
Moore, Navonda, G ..... 2004-07  
Jackson, Miss.  
Moore, Tina, F ..... 1987-88  
Phoenix, Ariz.  
Murray, Sandra, G ..... 1977-79  
Birmingham, Ala.  
Myers, Shafontaye, G ..... 2011-  
Newbern, Ala.

### - N -

Nettles, Marverly, G ..... 2004-06  
Birmingham, Ala.

### - O -

Och, Kathy, F ..... 1980  
Clairton, Pa.

### - P -

Papisan, Leigh, F ..... 2000-03  
Hoover, Ala.  
Payne, Carol, G ..... 1979  
Pensacola, Fla.  
Payne, Leslie, C ..... 1978-81  
Pensacola, Fla.  
Perkins, Meghan, G ..... 2012-13  
Montgomery, Ala.  
Perkins, Sandra "Binki", G ..... 1991  
Muscle Shoals, Ala.  
Peters, Ferris, F ..... 2000  
Baton Rouge, La.  
Pitts, Brenda, F ..... 1975-78  
Prescott, Nikki, F/C ..... 1999  
San Diego, Calif.  
Pyles, Shelly, G ..... 1985-88  
Haleyville, Ala.

### - R -

Raffington, Varisia, G ..... 2008-11  
Tallahassee, Fla.  
Rasenber, Jackie, C ..... 1987  
Brockville, Ontario  
Rawls, Kara, F ..... 2014-  
Hoover, Ala.  
Redus, Manisha, G ..... 2001-04  
Decatur, Ala.  
Reed, "Capper", G ..... 2001-03  
Guntersville, Ala.  
Reshard, Nathalie, F ..... 2007-08  
Niceville, Fla.  
Richardson, Willene, G ..... 1975  
Rivers, Sharin, G ..... 2014-  
Huntsville, Ala.  
Robinson, Jasmine, G ..... 2011-13  
Memphis, Tenn.  
Robinson, Kayla, F ..... 2009-10  
Edwards, Miss.  
Rorie, Ivey, G ..... 1978  
Roy, Doris, F ..... 1977-78  
Rushing, Sandra, G ..... 1983-86  
Biloxi, Miss.  
Russell, Ericka, G ..... 2009-12  
Tuscaloosa, Ala.  
Rutherford, Mamie, C ..... 2005-06  
Hatton, Ala.  
Rutledge, Tracey, G ..... 1986-88  
Hull, Ga.

### - S -

Scarborough, Gayle, G ..... 1975-76  
Shaw, Jocelyn F ..... 2010  
Mobile, Ala.  
Shelton, Angie, G ..... 1983-84  
Lewisburg, Tenn.  
Simmons, Daisha, G ..... 2012-  
Jersey City, N.J.  
Sipe, Katie, G ..... 2002-05  
Hillsboro, Tenn.  
Smith, Carol, C ..... 1982-86  
Milan, Tenn.  
Smith, Justina, C/F ..... 1984  
Cairo, Ill.  
\*Smith, Kathy, C ..... 1976-78  
Smith, Michelle, C/F ..... 1988-91  
Tuscaloosa, Ala.  
Smith, Sarah, F/C ..... 1993-96  
Montevallo, Ala.  
Smith, Sherry, F ..... 1975  
Smith, Sparkle, F ..... 2001-02  
Detroit, Mich.  
Smithson, Janie, G/F ..... 1975-76  
Snoddy, Dorothy, F ..... 1975  
Snyder, Kristie, G ..... 1982

Knoxville, Tenn.  
Stanley, Betty ..... 1975  
Steele, Jasmine, G ..... 2013-  
Midfield, Ala.  
Stevenson, Marlene, F ..... 1992-95  
Prichard, Ala.  
Stockham, Laura, F ..... 1982  
Schenerville, Ind.  
Strauthers, Courtney, F/C ..... 2007-10  
Snellville, Ga.  
Strickland, Mivvi, F ..... 2002  
Vestavia Hills, Ala.  
Sykes, Candace G ..... 2009-10  
St. Anne, Ill.

### - T -

Taylor, Oreal, F ..... 2001-04  
Courtland, Ala.  
Teepie, Jennifer, G ..... 1996-97  
Savannah, Ga.  
Thompson, Madonna, G ..... 1992-95  
Collinwood, Tenn.  
Tice, Tonya, G ..... 1995  
Hamilton, Ala.  
Timmerman, Pam, F ..... 1983-86  
Graniteville, S.C.  
Tipton, Deborah, F/C ..... 1981-82  
Atlanta, Ga.  
Tubbs, Donna, G/F ..... 1976

### - V -

Vaughan, Jennifer, C ..... 1999-2000  
Marietta, Ga.  
Vaughn, Laura, F/C ..... 1988-91  
Kingsport, Tenn.  
Vice, Beth, G/F ..... 1999-2003  
Mt. Sterling, Ky.  
Vordenbaum, Cindy, C/F ..... 1976-78

### - W -

Walls, Monique, G/F ..... 1994  
Richmond, Ind.  
Waters, Erika, G ..... 2011-13  
Lawrenceville, Ga.  
Watkins, Yolanda, F/C ..... 1993-97  
Decatur, Ala.  
West, Barbara Ann, G/F ..... 1990-92  
Pineview, Ga.  
Wheeler, Donyel, G ..... 2002  
Birmingham, Ala.  
White, Beverly, G ..... 1977-78  
Lexington, Ala.  
White, Rachel, G ..... 1976  
Williams, Ashley, F ..... 2014-  
Covington, Ga.  
Williams, Brenda, G ..... 1976  
Williams, Johna, F ..... 1987-88  
Tuscaloosa, Ala.  
Williams, Kaunda, G ..... 1999  
Laurel Hill, Fla.  
Williams, Lois, G ..... 1982  
Sylacauga, Ala.  
Williams, Tamara, F ..... 2007-10  
Alabaster, Ala.  
Willis, Kendra, F/C ..... 1988-91  
Griffin, Ga.

### - Y -

Yeniley, Aycan, G ..... 1993-94  
Istanbul, Turkey

\* Alabama's first official signer

RECORDS & HISTORY

**ALL-TIME JERSEY NUMBERS**

**- 00 -**

LaToya Caudle ..... 1997-99  
Chanel Johnson ..... 2004-06

**- 0 -**

Daisha Simmons ..... 2012-

**- 1 -**

Jennifer Day ..... 1989  
Consuelo "Nanae" Daniels ..... 1994-95  
Latrish Jones ..... 1996-99  
Sparkle Smith ..... 2001-02  
Mamie Rutherford ..... 2005-06  
Christy Elliot ..... 2008  
Aneesah Daniels ..... 2012  
Jasmine Steele ..... 2013-

**- 2 -**

Monique Walls ..... 1994  
Donyel Wheeler ..... 2002  
Marverly Nettles ..... 2004-06  
Dedrea Magee ..... 2007-10  
Kristin Bush ..... 2011

**- 3 -**

Tonya Tice ..... 1995  
Shalonda Enis ..... 1996-97  
Taquilla Allen ..... 2000-01  
Alyson Butler ..... 2007-10  
Jasmine Robinson ..... 2011-13  
Khadijah Carter ..... 2014-

**- 4 -**

Jennifer Day ..... 1989  
Consuelo "Nanae" Daniels ..... 1994-95  
Latrish Jones ..... 1996-99  
Sparkle Smith ..... 2001-02  
Mamie Rutherford ..... 2005-06  
Christy Elliot ..... 2008  
Emily Davis ..... 2013-

**- 5 -**

Melissa Day ..... 1980  
Melissa Del-Valle ..... 1992-93  
Tausha Mills ..... 1997-98  
Krystle Johnson ..... 2004-06  
Caitlin Hollifield ..... 2008  
Celiscia Farmer ..... 2010-13

**- 10 -**

Linda Blackwell ..... 1979  
Tracey Rutledge ..... 1986-88  
Amy Lannom ..... 1989-92  
Aycan Yeniley ..... 1993-94  
Dominique Canty ..... 1996-99  
Mivvi Strickland ..... 2002  
Leah Drury ..... 2003-07  
LaToya King ..... 2010-11  
Meghan Perkins ..... 2012-13

**- 11 -**

Vivian Langley ..... 1975-76  
Ledeane Hutton ..... 1977-78  
Donna Barrett ..... 1979  
Rozetha Burrow ..... 1992  
Shun Hunter ..... 1993-96  
Lateefah Joye ..... 2005  
Jessica Merritt ..... 2012-13

**- 12 -**

Leila Jones ..... 1975-76  
Margaret Fisher ..... 1976-79  
Karen Hutton ..... 1980  
Kristie Snyder ..... 1982  
Kittie Hines ..... 1983-84  
Audrey Gavin ..... 1984-85  
Beverly Lee ..... 1989-91  
Madonna Thompson ..... 1992-95  
Nicole Carruth ..... 1997-01  
Nikki Davis ..... 2007  
Taylor Allen ..... 2008  
Shafontaye Myers ..... 2011-

**- 13 -**

Kathy Geiger ..... 1976  
Doris Roy ..... 1977-78  
Debbie Bozeman ..... 1980-82  
Mary Beasley ..... 1981  
Audrey Gavin ..... 1984-85  
Tina Moore ..... 1987-88  
Nikki Hegstetter ..... 2013-

**- 14 -**

Sherry Smith ..... 1975  
Brenda Williams ..... 1976  
Dorothy Franco ..... 1977-78  
Lisa DePriest ..... 1979-81  
Donna Connaway ..... 1981-82  
Pam Timmerman ..... 1983-86  
Nia Jones ..... 1986-87  
"Boo" Gonzalez ..... 1988  
Becky Blesch ..... 1998  
Mandy Lard ..... 2001  
Erin Hogue ..... 2011-12  
Brooksie McGraw ..... 2014-

**- 15 -**

Gayle Scarborough ..... 1975-76  
Beverly White ..... 1977-78  
Barbara Ann West ..... 1990-92  
Sharrona Alexander ..... 1993-94  
Reagan Croyle ..... 1997-99  
Manisha Redus ..... 2001-04  
Camilla Blands ..... 2005-09  
Erika Waters ..... 2011-13

**- 20 -**

Wanda Bankhead ..... 1979  
Lois Williams ..... 1982  
Dottie Kelso ..... 1983-84  
Neacole Hall ..... 1985  
Sandra Menefee ..... 1986  
Johna Williams ..... 1987-88  
Latasha Bethel ..... 1989-90  
Niesa Johnson ..... 1992-95  
Beth Vice ..... 1999-03  
Tawana Freeman ..... 2004  
Varisia Raffington ..... 2008-11  
Ashley Williams ..... 2014-

**- 21 -**

Julie Ellis ..... 1975-76  
Rachel White ..... 1977  
Deborah Friday ..... 1979  
Susan Cunningham ..... 1980  
Betsy Harris ..... 1991-94  
Shondra Johnson ..... 1999-02  
Kate Mastin ..... 2003-07  
Tierney Jenkins ..... 2008-11  
Kyra Crosby ..... 2012

**- 22 -**

Laura McKeever ..... 1975  
Patricia Griswold ..... 1979  
Donna Conaway ..... 1981-82  
Lisa Leonard ..... 1982-83  
Bridgette Brooks ..... 1985  
Julie Beaty ..... 1987-90  
Sarah Smith ..... 1993-96  
Kari Belcher ..... 1998-00  
"Capper" Reed ..... 2001-03  
Courtney Strauthers ..... 2007-10  
Khristin Lee ..... 2011-13  
Karyla Middlebrook ..... 2014-

**- 23 -**

Patty Mitchell ..... 1975-78  
Terrie Howell ..... 1983-86  
Laura Heard ..... 1987-90  
Camilia Crenshaw ..... 1991-94  
Pam Duncan ..... 1995-98  
Oreal Taylor ..... 2001-04  
Ericka Russell ..... 2009-12  
Kara Rawls ..... 2014-

**- 24 -**

Mitzi Hill ..... 1975  
Sandra Murray ..... 1977-79  
Kelly Holland ..... 1980-82  
Sandra Rushing ..... 1983-86  
Sissy Braden ..... 1987-90  
Carla Koonce ..... 1991-95  
Jennifer Teeple ..... 1996-97  
"Boo" Barnes ..... 2000-01  
Monique Bivins ..... 2002-05  
Nathalie Reshard ..... 2007-08

**- 25 -**

Vivian Langley ..... 1975-76  
Gwen Hackett ..... 1976-78  
Sheila Gunter ..... 1979  
Shelly Pyles ..... 1985-88  
Brittney Ezell ..... 1995-98  
Katie Sipe ..... 2002-05  
Kayla Robinson ..... 2009-10  
Briana Hutchen ..... 2012-

**- 30 -**

Brenda Pitts ..... 1975-78  
Laura Stockham ..... 1982  
Justina Smith ..... 1984  
Nia Jones ..... 1986-87  
Stephanie Meier ..... 1987-89  
Sandra Perkins ..... 1991  
Shondra Fuller ..... 1993-95  
Rebecca Baragry ..... 1997  
Kaunda Williams ..... 1999  
"Binky" Martello ..... 2001  
Carmen McCoy ..... 2009-11  
Brittany Jack ..... 2012-13

**- 31 -**

Janie Smithson ..... 1975-76  
Marlene Stevenson ..... 1992-95  
Katie Hancock ..... 2008-11

# RECORDS & HISTORY

## ALL-TIME JERSEY NUMBERS

### - 32 -

Tawanna Biddle	1975-76
Mary Hudgins	1976-79
Leah (Monteith) Goss	1994-98
Natasha Gamble	2002-05
Tamara Williams	2007-10
Alicia Mitcham	2011-12
Brittany Jack	2014-

### - 33 -

Willene Richardson	1975
Kathy Smith	1976-78
Cara Crosslin	1994-97
Joni Crenshaw	1998-01
Lauren Hill	2003-06
Daleisha Carn	2008
Jessica Merritt	2012
Sharin Rivers	2014-

### - 34 -

Cindy Connors	1975
Mary Hudgins	1976-79
Kathy Och	1980
Terri Hillard	1981-84
DeeDee Davis	1984-87
Michelle Smith	1988-91
Nikki Prescott	1999
Leigh Papisan	2000-03
Navonda Moore	2004-07
Oceana Hamilton	2014-

### - 35 -

Dorothy Snoddy	1975
Cindy Vordenbaum	1976-78
Carol Payne	1979
Debbie Bozeman	1980-82
Betty Bryant	1983, 85
Vickie Cox	1985-86
Kim Barrier	1987
Tracy Bowden	1988-91

### - 40 -

Deborah Tipton	1981-82
Judith Lee	1983
Kendra Willis	1988-91
Ferris Peters	2000
Talisha Chandler	2007-08
Kaneisha Horn	2010-13

### - 41 -

Jocelyn Shaw	2010
--------------	------

### - 42 -

Hazel Hall	1978-81
Deborah Tipton	1981-82
Linda Burgess	1991-92
Kidada Holtzclaw	1995-98
Jennifer Vaughan	1999-00
Jamilah Johns	2001-03

### - 43 -

Carol Smith	1982-86
Jackie Rasenberg	1987
Stacey Carden	1988
Amber Lacey	1996

### - 44 -

Anne Cale	1978-81
Elisia Davis	1982
Cassandra Crumpton	1983-84
Cynthia McDougle	1985-87, 89
Kendra Willis	1988-91
Leslie Claybrook	1990-93
LaToya Caudle	1997-99

### - 45 -

Glenda Boss	1978-81
Angie Shelton	1983-84
Terrie Howell	1985-86
Laura Vaughn	1988-91
LaNisha Cartwell	1999-02

### - 50 -

Stacey Franklin	1989-92
Harriet Barnes	2005-07

### - 52 -

Sylvia Akers	1981-82
DeDe Dubose	1983-86
Laura Vaughn	1988-91
Dee Merriweather	2003-06

### - 53 -

Leslie Payne	1978-81
DeeDee Davis	1984-87
Jaqui Jones	1996-00

### - 54 -

Yolanda Watkins	1993-97
-----------------	---------

### - 55 -

Tamisha Hamilton	2004
------------------	------

## ALL-TIME ASSISTANT COACHES

Name	Years
Ron Aldy	2003-05
Kelly Brooks	2002-03
Pat Charity	1997-2000
Jane Ellen Cook	1982
Joni Crenshaw #*	2008-10
Kelly Curry	2014-
Leah Drury *	2010-12
Ty Evans #	2007-12
Brittney Ezell *	2000-05
Liz Foster	1979-80
Stacey Franklin *	2008-10
Clarisse Garcia	2013
Tori Harrison	1988-89
Quentin Hillsman	2004-05
Kelly Holland *	1983
Dottie Kelso *	1989-93
Mike Kindred	1985-86
Lisa Leonard *	1987-88
Cheryl Littlejohn	1995-97
Jeff Lovell	1996-97
Tim Miller	2013
Rick Moody	1982-84
C.C. Moorer *	1997-2004
Robert Mosley	2010-12
Michael Murphy	1997-2002
Lois Myers	1984-85
Terry Nooner	2014-
Lisa Nuxol-Wilson	2005-2008
Tonya Tice Peoples *	1996-97
Donnie Quinn	2013
Saudia Roundtree	2005-06
Sherri (Blount) Smelser	1982-95
John Treloar	1979-80
Leigh Walker	1991-95
Melanie Walls	2005-2008
Shereka Wright	2014-

# - Associate head coach

\* - Former Alabama players

RECORDS & HISTORY

## SEC AWARDS

### ALL-SEC

#### FIRST TEAM

Year	Name	Class	Pos.
1982	Terri Hillard	Soph.	G
1983	Cassandra Crumpton	Jr.	F
1985	Carol Smith	Jr.	C
1986	Carol Smith	Sr.	C
1988	Tracey Rutledge	Jr.	G
1991	Linda Burgess	Jr.	F
1992	Linda Burgess	Sr.	F
1993	Niesa Johnson*	Soph.	G
1994	Niesa Johnson*	Jr.	G
	Yolanda Watkins	Soph.	C
1995	Niesa Johnson*	Sr.	G
1996	Shalonda Enis*	Jr.	F
1997	Dominique Canty	Soph.	G
	Shalonda Enis	Sr.	F
1998	Dominique Canty*	Jr.	G
1999	Dominique Canty*	Sr.	G
2011	Tierney Jenkins	Sr.	F

\* - unanimous

#### SECOND TEAM

Year	Name	Class	Pos.
1988	Michelle Smith	Fr.	C
1989	Laura Heard	Jr.	F
1990	Laura Vaughn	Jr.	F
1993	Yolanda Watkins	Fr.	F/C
1994	Betsy Harris	Sr.	G
1995	Yolanda Watkins	Jr.	C
1997	Yolanda Watkins	Sr.	C
1998	Brittney Ezell	Sr.	G
	Tausha Mills	Sr.	C
2000	Shondra Johnson	Soph.	G
2001	Shondra Johnson	Jr.	G
2002	Shondra Johnson	Sr.	G
2004	Monique Bivins	Jr.	G
2005	Monique Bivins	Sr.	G
2006	Navonda Moore	Jr.	G

#### HONORABLE MENTION

Year	Name	Class	Pos.
1988	Laura Heard	Soph.	F
	Laura Vaughn	Fr.	F/C
1989	Michelle Smith	Soph.	C
1992	Niesa Johnson	Fr.	G

#### DEFENSIVE TEAM

Year	Name	Class	Pos.
2011	Tierney Jenkins	Sr.	F

### SEC FRESHMAN OF THE YEAR

Year	Name	Pos.
1992	Niesa Johnson	G

### SEC ALL-FRESHMAN

Year	Name	Pos.
1992	Niesa Johnson	G
1993	Yolanda Watkins	F/C
1996	Dominique Canty	G
2004	Kate Mastin	G
2008	Tierney Jenkins	F
2009	Ericka Russell	G
2011	Kaneisha Horn	F

### SECOND TEAM SEC ALL-FRESHMAN

Year	Name	Pos.
1988	Michelle Smith	C
1989	Amy Lannom	G
	Stacey Franklin	F

### HONORABLE MENTION

#### SEC ALL-FRESHMAN

Year	Name	Pos.
1988	Laura Vaughn	C/F

### SEC COACH OF THE YEAR

1986	Lois Myers
------	------------

### SEC TOURNAMENT MVP

Year	Name	Class	Pos.
1984	Cassandra Crumpton	Sr.	F
*1996	Dominique Canty	Fr.	G

\* - First freshman SEC tournament MVP

### SEC ALL-TOURNAMENT TEAM

Year	Name	Class	Pos.
1981	Mary Beasley	Soph.	C
	Leslie Payne	Soph.	C
1982	Terri Hillard	Soph.	G
1984	Cassandra Crumpton	Sr.	F
1993	Niesa Johnson	Soph.	G
1995	Niesa Johnson	Sr.	G
1996	Dominique Canty	Fr.	G
	Brittney Ezell	Soph.	G
1998	Dominique Canty	Jr.	G
1999	Dominique Canty	Sr.	G

### SEC PLAYERS OF THE WEEK

Date	Name
Jan. 14, 1986	Sandra Rushing
Jan. 14, 1991	Linda Burgess
March 2, 1992	Linda Burgess
Feb. 15, 1993	Niesa Johnson
Jan. 8, 1996	Shalonda Enis
Feb. 17, 1997	Shalonda Enis
Feb. 9, 1998	Dominique Canty
Feb. 15, 1999	Dominique Canty
Dec. 23, 2002	Beth Vice
Nov. 15, 2011	Tierney Jenkins
Feb. 21, 2011	Ericka Russell
Nov. 19, 2012	Daisha Simmons

### SEC FRESHMAN OF THE WEEK

Nov. 22, 2010	Jasmine Robinson
Nov. 29, 2010	Kaneisha Horn
Nov. 28, 2011	Aneesah Daniels



Tierney Jenkins was named to the All-SEC First Team as well as the SEC All-Defensive Team following the 2010-11 season.

ALL-AMERICANS




1983

**CASSANDRA  
CRUMPTON**

**THIRD TEAM**

American Women's Sports Federation



1992

**LINDA  
BURGESS**

**THIRD TEAM**

Women's Basketball News Service

**HONORABLE MENTION**

Basketball Times



1992-95

**NIESA  
JOHNSON**

**FIRST TEAM**

Kodak/WBCA (1994, 95)

Associated Press (1995)

U.S. Basketball Writers Association (1994, 95)

*Basketball Times* (1994)

**SECOND TEAM**

Women's Basketball News Service (1995)

**HONORABLE MENTION**

*Basketball Times* (1993)

**FRESHMAN**

*Basketball Times* (1992)

U.S. Basketball Writers Association (1992)

Women's Basketball News Service (1992)

ALL-AMERICANS



**1996-97**

**SHALONDA  
ENIS**

**FIRST TEAM**

Kodak/WBCA (1996)  
Women's Basketball News Service (1996)  
U.S. Basketball Writers Association (1997)

**SECOND TEAM**

*The Sporting News* (1997)

**THIRD TEAM**

Associated Press (1996, 97)

**HONORABLE MENTION**

Kodak/WBCA (1997)



**1996-99**

**DOMINIQUE  
CANTY**

**FIRST TEAM**

Associated Press (1999)  
U.S. Basketball Writers Association (1998, 99)  
Women's Basketball News Service (1999)  
*Women's Basketball Journal* (1999)

**SECOND TEAM**

Women's Basketball News Service (1998)  
Associated Press (1998)  
*Women's Basketball Journal* (1998)

**THIRD TEAM**


U.S. Basketball Writers Association (1997)

**HONORABLE MENTION**

Kodak/WBCA (1997, 98, 99)  
Associated Press (1997)

**FRESHMAN**

Women's Basketball News Service (1996)



**1997**

**LEAH  
GOSS**

**HONORABLE MENTION**

Associated Press

# RECORDS & HISTORY

## MISCELLANEOUS AWARDS • POLL HISTORY

### NAISMITH PLAYER OF THE YEAR FINALISTS

1994	Niesa Johnson
1997	Shalonda Enis
1998	Dominique Canty
1999	Dominique Canty

### PRESEASON NAISMITH CANDIDATES

1995	Niesa Johnson
1997	Shalonda Enis

### USBWA FRESHMAN OF THE YEAR

1992	Niesa Johnson
------	---------------

### BASKETBALL TIMES

#### NATIONAL FRESHMAN OF THE YEAR

1992	Niesa Johnson
------	---------------

### WOMEN'S BASKETBALL

#### NEWS SERVICE

#### FRESHMAN OF THE YEAR

1992	Niesa Johnson
------	---------------

### SPORTS ILLUSTRATED

#### NATIONAL PLAYER OF THE WEEK

Dec. 30, 1992	Niesa Johnson
---------------	---------------

### ALABAMA AMATEUR

#### ATHLETE OF THE YEAR

1993	Niesa Johnson
------	---------------

### USA BASKETBALL

#### JUNIOR NATIONAL TEAM

1992	Niesa Johnson
1993	Niesa Johnson

### USA BASKETBALL

#### WOMEN'S NATIONAL TEAM

1994	Niesa Johnson
------	---------------

### USA BASKETBALL

#### WORLD UNIVERSITY GAMES TEAM

1995	Niesa Johnson
------	---------------

### BEFORE ALABAMA

#### WBCA JC/CC PLAYER OF THE YEAR

1995	Shalonda Enis
1996	Tausha Mills
1998	Kaunda Williams
1999	Boo Barnes

#### NAISMITH NATIONAL PLAYER OF THE YEAR

1992	Yolanda Watkins
------	-----------------

### USA TODAY

#### NATIONAL PLAYER OF THE YEAR

1992	Yolanda Watkins
------	-----------------

### MCDONALD'S

#### HIGH SCHOOL ALL-AMERICAN

2010	Kaneisha Horn
------	---------------

### WBCA HIGH SCHOOL ALL-AMERICAN

2010	Kaneisha Horn
------	---------------

### GATORADE PLAYER OF THE YEAR

1991	Niesa Johnson (Mississippi)
1992	Yolanda Watkins (Alabama)
1996	Joni Crenshaw (Mississippi)
2006	Dedrea Magee (Mississippi)
2010	Kaneisha Horn (Alabama)

### STATE PLAYER OF THE YEAR

1985	Julie Beaty (Alabama 3A)
1985	Tracey Rutledge (Georgia)
1991	Niesa Johnson (Mississippi)
1993	Shalonda Enis (Texas Class A)
1994	Latrish Jones (Alabama 6A)
1997	Boo Barnes (Alabama 6A)
2001	Kate Mastin (Alabama 5A)
2010	Kaneisha Horn (Alabama 4A)
	Shafontaye Myers (Alabama 1A)

### ALABAMA IN THE FINAL NATIONAL RANKINGS

	AP	WBCA/ Coaches
1984	12	---
1992	18	17
1993	NR	25
1994	16	4
1995	13	13
1996	10	11
1997	8	11
1998	11	11
1999	22	25

### HIGHEST REGULAR-SEASON RANKING

2 - *USA Today* (Nov. 12 and Nov. 18, 1996)  
2 - *Associated Press* (Nov. 12, 1996)

### NCAA TOURNAMENT AWARDS

#### FINAL FOUR ALL-TOURNAMENT TEAM

1994	Betsy Harris
------	--------------

#### REGIONAL MVP

Year	Name	Region
1994	Betsy Harris	Midwest

#### REGIONAL ALL-TOURNAMENT

Year	Name	Region
1994	Niesa Johnson	Midwest
	Yolanda Watkins	Midwest
1996	Shalonda Enis	West

RECORDS & HISTORY



ACADEMIC AWARDS AND HONORS

SEC ACADEMIC HONOR ROLL

1985	Sandra Rushing	Sr.	Physical Education
1986	Shelly Pyles	So.	Pre-Pharmacy
1987	Shelly Pyles	Jr.	Pre-Pharmacy
1988	Julie Beaty	So.	Business
	Shelly Pyles	Sr.	Pre-Pharmacy
1989	Julie Beaty	Jr.	Business
	Tracy Bowden	So.	Physical Therapy
1990	Julie Beaty	Sr.	Business
	Tracy Bowden	Jr.	Accounting
	Sissy Braden	Sr.	Education
1991	Tracy Bowden	Sr.	Education
	Leslie Claybrook	So.	Sports Management
	Stacey Franklin	Jr.	Education
	Laura Vaughn	Sr.	Education
	Kendra Willis	Sr.	Communications
1992	Leslie Claybrook	Jr.	English
	Stacey Franklin	Sr.	Elementary Education
1993	Leslie Claybrook	Sr.	English
1994	Niesa Johnson	Jr.	Special Education
	Carla Koonce	Jr.	Physical Education
	Sarah Smith	So.	Sports Management
	Madonna Thompson	Jr.	Speech Pathology
1995	Leah Monteith	Fr.	Elementary Education
	Sarah Smith	Jr.	Sports Management
	Marlene Stevenson	Sr.	Engineering
	Madonna Thompson	Sr.	Communication Disorders
	Tonya Tice	Jr.	Human Performance
1996	Cara Crosslin	Jr.	HPE/Pre-Physical Therapy
	Pam Duncan	Sr.	Communication Disorders
	Leah Monteith	So.	Elementary Education
	Jennifer Teeple	Jr.	Sports Management
1997	Pam Duncan	Jr.	Communication Disorders
	Leah Monteith	Jr.	Elementary Education
	Jennifer Teeple	Sr.	Sports Management
	Yolanda Watkins	Sr.	General Studies
1998	Reagan Croyle	Fr.	Pre-Major Studies
	Pam Duncan	Sr.	Elementary Education
	Leah Goss	Sr.	Elementary Education
	Kidada Holtzclaw	Sr.	Human Performance
1999	Kari Belcher	Jr.	Food & Nutrition
	Reagan Croyle	So.	Biology
2000	Kari Belcher	Sr.	Food & Nutrition
2002	Shun Hunter	Sr.	Management
	Leigh Papisan	Sr.	Public Relations
	Katie Sipe	Jr.	Education
2004	Leah Drury	So.	Sports Management
	Lauren Hill	So.	Biology
	Krystle Johnson	Jr.	Math
	Kate Mastin	So.	Pre-Business
	Dee Merriweather	Jr.	Health Studies
	Marverly Nettles	So.	Criminal Justice
	Katie Sipe	Jr.	Hospitality Management
2005	Leah Drury	Jr.	Sports Management
	Natasha Gramble	Sr.	Biology
	Lauren Hill	Jr.	Biology
	Chanel Johnson	Fr.	Pre-Pharmacy

	Krystle Johnson	Sr.	Math
	Kate Mastin	Jr.	Business
	Dee Merriweather	Jr.	Health Studies
	Marverly Nettles	Jr.	Criminal Justice
	Katie Sipe	Sr.	Hotel Management
2006	Camilla Blands	Fr.	Pre-Major Studies
	Leah Drury	Jr.	Sports Management
	Lauren Hill	Jr.	Biology
	Kate Mastin	Jr.	Business
	Dee Merriweather	Sr.	Health Studies
2007	Camilla Blands	So.	Pre-Major Studies
	Alyson Butler	Fr.	Exercise Science
	Leah Drury	Sr.	Sports Management
	Kate Mastin	Sr.	Business
	Navonda Moore	Sr.	Communications
	Courtney Strauthers	Fr.	Exercise Science
	Tamara Williams	Fr.	Health Studies
2008	Camilla Blands	Jr.	Psychology
	Alyson Butler	So.	Exercise Science
	Daliesha Carn	Fr.	Psychology
	Katie Hancock	Fr.	Business Management
	Varisia Raffington	Fr.	Accounting
	Courtney Strauthers	So.	Exercise Science
	Tamara Williams	So.	Health Studies
2009	Alyson Butler	Jr.	Exercise Science
	Ericka Russell	Fr.	Business Administration
	Tamara Williams	Jr.	Health Studies
2010	Alyson Butler	Sr.	Exercise Science
	Katie Hancock	Jr.	Business Management
	Ericka Russell	So.	Business Administration
	Courtney Strauthers	Sr.	Exercise Science
	Tamara Williams	Sr.	Health Studies
2011	Katie Hancock	Sr.	Marketing
	Erin Hogue	So.	General Health Sciences
	Kaneisha Horn	Fr.	Sports Medicine
	Ericka Russell	Jr.	Business Administration
2012	Khristin Bush	So.	Nursing
	Aneesah Daniels	Fr.	Management
2013	Emily Davis	Fr.	Elementary Education
	Nikki Hegstetter	Fr.	Advertising
	Briana Hutchen	So.	Communication Studies
	Khristin Lee	Jr.	Communication Studies
	Jasmine Steele	Fr.	Pre-Business
	Erika Waters	Jr.	General Health

# RECORDS & HISTORY

## ACADEMIC AWARDS AND HONORS

### ACHAIAN SOCIETY

1997 Jennifer Teeple

### ARTHUR ASHE ACADEMIC/ATHLETIC ACHIEVEMENT AWARD

1995 Marlene Stevenson

### BLACK SCHOLAR AWARD

1995 Pam Duncan

1996 Pam Duncan

Marlene Stevenson

1997 Pam Duncan

1998 Pam Duncan

1999 Pam Duncan

2001 Manisha Redus

Oreal Taylor

2002 Joni Crenshaw

2003 Lauren Hill

Dee Merriweather

2004 Lauren Hill

Dee Merriweather

Marvely Nettles

2005 Crystal Bellinger

Natasha Gamble

Lauren Hill

Chanel Johnson

Krystle Johnson

Dee Merriweather

Marverly Nettles

2006 Lauren Hill

Dee Merriweather

Marverly Nettles

2007 Courtney Strauthers

Tamara Williams

2008 Daleisha Carn

Varisia Raffington

Courtney Strauthers

Tamara Williams

2009 Ericka Russell

Courtney Strauthers

Tamara Williams

2010 Ericka Russell

Courtney Strauthers

Tamara Williams

2011 Erin Hogue

Kaneisha Horn

Ericka Russell

### BRAD C. DAVIS COMMUNITY SERVICE SCHOLARSHIP NOMINEE

2010 Alyson Butler

### C & BA SCHOLAR ATHLETE

2008 Varisia Raffington

2010 Katie Hancock

Ericka Russell

### CHEVRON CLASSROOM PERFORMER OF THE WEEK

1997 Leah Goss

### COLLEGE OF EDUCATION HONOR GRADUATE

1993 Tracy Bowden

### COSIDA ACADEMIC ALL-AMERICAN

1981 Anne Cale (Third Team)

### COSIDA ACADEMIC ALL DISTRICT

1988 Shelly Pyles

### COUNCIL OF PRESIDENTS' FRESHMAN ACADEMIC ACHIEVEMENT AWARDS - HUMAN ENVIRONMENTAL SCIENCE

2005 Crystal Bellinger

### DEAN'S LIST - COLLEGE OF EDUCATION

2009 Alyson Butler

2010 Alyson Butler

### EXCELLENCE IN SCHOLARSHIP - GENERAL BUSINESS

2011 Ericka Russell

### EXCELLENCE IN SCHOLARSHIP - MANAGEMENT

2008 Nathalie Reshard

2010 Katie Hancock

### EXCELLENCE IN SCHOLARSHIP - MARKETING

2005 Kate Mastin

2006 Kate Mastin

### GOLDEN KEY

1997 Leah Goss

1999 Reagan Croyle

2011 Ericka Russell

### HONORS GRADUATE

2004 Katie Sipe

### MORTAR BOARD

1999 Reagan Croyle

### MYRTLE BERRY BULLEN & OMER J. BULLEN ENDOWED

SCHOLARSHIP

2010 Erin Hogue

### NATIONAL SOCIETY OF COLLEGIATE SCHOLARS

2009 Ericka Russell

2010 Ericka Russell

### NCAA FOUNDATION LEADERSHIP CONFERENCE DELEGATE

1997 Reagan Croyle

### OUTSTANDING SENIORS IN RESTAURANT AND HOSPITALITY MANAGEMENT AWARD

2005 Katie Sipe

### PAUL W. BRYANT AWARD

1988 Shelly Pyles

### SUMMA CUM LAUDE

2010 Alyson Butler

### WTTO 21 SCHOLAR ATHLETE OF THE WEEK

1998 Leah Goss

### XXXI HONORARY

1999 Reagan Croyle

2005 Katie Sipe

## HONOR SOCIETIES

### ALPHA LAMBDA DELTA

2006 Crystal Bellinger

2009 Katie Hancock

Ericka Russell

2010 Ericka Russell

### OMICRON DELTA KAPPA

1994 Leslie Claybrook

1997 Leah Goss

1999 Reagan Croyle

### PHI UPSILON OMICRON

2001 Kari Belcher

### PHI ETA SIGMA

1995 Leah Goss

2008 Varisia Raffington

2010 Ericka Russell

### PHI KAPPA PHI

2009 Alyson Butler

## ALL-TIME SERIES RESULTS

<b>AIR FORCE</b> <span style="float:right">1-0</span>			
Dec. 30, 2011	W	80-45	Tuscaloosa, Ala.
<b>AKRON</b> <span style="float:right">3-0</span>			
Dec. 18, 1996	W	89-44	Myrtle Beach, S.C.
Dec. 6, 1997	W	94-53	Tuscaloosa, Ala.
Dec. 5, 1999	W	82-62	Akron, Ohio
<b>ALABAMA A&amp;M</b> <span style="float:right">7-0</span>			
Dec. 11, 1999	W	76-51	Tuscaloosa, Ala.
Jan. 4, 2001	W	74-41	Tuscaloosa, Ala.
Dec. 21, 2004	W	71-62	Tuscaloosa, Ala.
Dec. 1, 2005	W	81-55	Tuscaloosa, Ala.
Dec. 17, 2007	W	62-57	Tuscaloosa, Ala.
Dec. 22, 2008	W	76-65	Tuscaloosa, Ala.
Dec. 20, 2010	W	67-62	Tuscaloosa, Ala.
<b>ALABAMA-HUNTSVILLE</b> <span style="float:right">6-0</span>			
Dec. 6, 1979	W	95-65	Tuscaloosa, Ala.
Jan. 14, 1980	W	104-72	Huntsville, Ala.
Jan. 22, 1981	W	80-61	Huntsville, Ala.
Feb. 5, 1981	W	87-53	Tuscaloosa, Ala.
Nov. 27, 1984	W	88-57	Huntsville, Ala.
Jan. 9, 1986	W	85-70	Huntsville, Ala.
<b>ALABAMA STATE</b> <span style="float:right">14-3</span>			
Jan. 26, 1976	W	74-67	Tuscaloosa, Ala.
Feb. 2, 1976	L	76-66	Montgomery, Ala.
Dec. 15, 1979	W	85-79	Montgomery, Ala.
Dec. 2, 1980	W	94-44	Tuscaloosa, Ala.
Feb. 26, 1988	W	88-57	Tuscaloosa, Ala.
Jan. 17, 1991	W	99-71	Montgomery, Ala.
Feb. 13, 1991	W	105-74	Tuscaloosa, Ala.
Nov. 26, 1991	W	103-62	Tuscaloosa, Ala.
Feb. 6, 1992	W	85-66	Montgomery, Ala.
March 1, 1993	W	80-57	Montgomery, Ala.
Feb. 23, 1994	W	98-56	Tuscaloosa, Ala.
Jan. 31, 1996	W	105-42	Tuscaloosa, Ala.
Dec. 5, 2001	L	89-84	Montgomery, Ala.
Nov. 25, 2008	W	75-47	Tuscaloosa, Ala.
Dec. 4, 2009	L	72-67	Montgomery, Ala.
Dec. 1, 2010	W	80-31	Tuscaloosa, Ala.
Dec. 17, 2011	W	64-54	Montgomery, Ala.
<b>ALCORN STATE</b> <span style="float:right">6-1</span>			
Feb. 3, 1986	W	71-58	Tuscaloosa, Ala.
Feb. 11, 1987	W	74-64	Lorman, Miss.
Feb. 10, 1988	W	82-63	Tuscaloosa, Ala.
Dec. 18, 1988	W	91-77	Tuscaloosa, Ala.
Jan. 25, 1989	L	86-71	Lorman, Miss.
Dec. 9, 1989	W	71-67	Murray, Ky.
Dec. 16, 1989	W	60-49	Tuscaloosa, Ala.
<b>AMERICAN</b> <span style="float:right">1-0</span>			
Dec. 11, 1988	W	77-31	Huntington, W. Va.
<b>APPALACHIAN STATE</b> <span style="float:right">3-0</span>			
Jan. 13, 1992	W	114-90	Boone, N.C.
Feb. 8, 1993	W	94-64	Tuscaloosa, Ala.
March 15, 1996	W	95-66	Tuscaloosa, Ala.
<b>ARIZONA</b> <span style="float:right">1-0</span>			
Nov. 29, 1987	W	80-74 <sup>20T</sup>	Bowling Green, Ky.
<b>ARIZONA STATE</b> <span style="float:right">2-0</span>			
Dec. 28, 1988	W	84-67	Jamaica, N.Y.

Nov. 28, 1996	W	102-74	San Juan, Puerto Rico
<b>ARKANSAS</b> <span style="float:right">14-17</span>			
Jan. 26, 1980	L	68-54	Fayetteville, Ark.
Jan. 17, 1981	W	70-65	Tuscaloosa, Ala.
Feb. 22, 1992	W	80-76	Fayetteville, Ark.
Feb. 20, 1993	W	66-56	Tuscaloosa, Ala.
Feb. 2, 1994	L	82-75	Fayetteville, Ark.
Dec. 6, 1994	W	93-79	Tuscaloosa, Ala.
March 4, 1995	W	86-72	Chattanooga, Tenn.
Jan. 4, 1996	W	92-85 <sup>OT</sup>	Fayetteville, Ark.
Feb. 6, 1997	W	102-61	Tuscaloosa, Ala.
March 1, 1997	W	85-63	Chattanooga, Tenn.
Jan. 11, 1998	L	102-90 <sup>OT</sup>	Fayetteville, Ark.
Feb. 18, 1999	L	77-73	Tuscaloosa, Ala.
Feb. 3, 2000	L	66-62	Fayetteville, Ark.
Feb. 1, 2001	W	74-69	Tuscaloosa, Ala.
Jan. 10, 2002	W	84-70	Fayetteville, Ark.
Feb. 2, 2002	L	72-70	Tuscaloosa, Ala.
Feb. 2, 2003	L	59-58	Tuscaloosa, Ala.
March 2, 2003	L	68-57	Fayetteville, Ark.
March 6, 2003	L	53-48	Little Rock, Ark.
Feb. 15, 2004	W	68-65	Tuscaloosa, Ala.
Feb. 10, 2005	L	83-68	Fayetteville, Ark.
Jan. 15, 2006	W	75-73	Tuscaloosa, Ala.
Jan. 18, 2007	L	71-63	Fayetteville, Ark.
Jan. 17, 2008	L	63-49	Tuscaloosa, Ala.
Feb. 22, 2009	L	74-69	Fayetteville, Ark.
Jan. 24, 2010	L	66-62 <sup>OT</sup>	Tuscaloosa, Ala.
Feb. 21, 2010	W	69-58	Fayetteville, Ark.
Jan. 16, 2011	L	57-53	Tuscaloosa, Ala.
Feb. 27, 2011	W	92-79	Fayetteville, Ark.
Feb. 2, 2012	L	70-52	Fayetteville, Ark.
Feb. 10, 2013	L	80-91 <sup>30T</sup>	Tuscaloosa, Ala.
<b>ARKANSAS-PINE BLUFF</b> <span style="float:right">2-0</span>			
Dec. 4, 2010	W	90-56	Tuscaloosa, Ala.
Nov. 17, 2013	W	79-60	Tuscaloosa, Ala.
<b>ARKANSAS STATE</b> <span style="float:right">3-2</span>			
Dec. 19, 1985	W	87-68	Jonesboro, Ark.
Jan. 15, 1988	W	83-64	Tuscaloosa, Ala.
Dec. 8, 1989	W	84-65	Murray, Ky.
Nov. 13, 2007	L	73-56	Jonesboro, Ark.
Nov. 18, 2007	L	49-45	Tuscaloosa, Ala.
<b>ARMY</b> <span style="float:right">0-1</span>			
Jan. 5, 1980	L	62-50	Miami, Fla.
<b>ATHENS COLLEGE</b> <span style="float:right">2-0</span>			
Dec. 6, 1974	W	78-50	Athens, Ala.
Feb. 1, 1975	W	48-35	Tuscaloosa, Ala.
<b>AUBURN</b> <span style="float:right">34-43</span>			
Feb. 14, 1975	L	93-71	Auburn, Ala.
Feb. 21, 1975	L	78-60	Auburn, Ala.
March 1, 1975	L	79-74	Tuscaloosa, Ala.
Nov. 17, 1975	L	76-54	Auburn, Ala.
March 1, 1976	W	71-62	Tuscaloosa, Ala.
March 10, 1976	W	90-74	Tuscaloosa, Ala.
Nov. 29, 1976	W	86-81	Tuscaloosa, Ala.
Dec. 16, 1976	W	65-59	Auburn, Ala.
Feb. 24, 1977	W	81-66	Tuscaloosa, Ala.
Nov. 30, 1977	W	67-50	Tuscaloosa, Ala.
Jan. 28, 1978	W	56-48	Auburn, Ala.
Jan. 4, 1979	W	86-67	Starkville, Miss.

Jan. 20, 1979	L	75-64	Auburn, Ala.
Feb. 17, 1979	W	62-55	Tuscaloosa, Ala.
Feb. 24, 1979	L	80-72	Troy, Ala.
Jan. 23, 1980	L	77-71	Auburn, Ala.
Jan. 12, 1981	W	66-65	Tuscaloosa, Ala.
Feb. 1, 1981	L	61-50	Baton Rouge, La.
Feb. 28, 1981	L	67-50	Troy, Ala.
Jan. 27, 1982	L	72-56	Auburn, Ala.
Feb. 22, 1982	L	63-59	Tuscaloosa, Ala.
Jan. 5, 1983	L	60-49	Auburn, Ala.
Feb. 9, 1983	L	79-63	Tuscaloosa, Ala.
Jan. 5, 1984	W	65-56	Auburn, Ala.
Feb. 9, 1984	W	64-60	Tuscaloosa, Ala.
Jan. 16, 1985	L	71-53	Auburn, Ala.
Feb. 18, 1985	W	84-67	Tuscaloosa, Ala.
Jan. 15, 1986	L	87-86 <sup>OT</sup>	Tuscaloosa, Ala.
Feb. 21, 1987	L	78-60	Auburn, Ala.
March 5, 1987	L	89-61	Albany, Ga.
Jan. 27, 1988	L	88-57	Tuscaloosa, Ala.
Feb. 22, 1989	L	89-44	Auburn, Ala.
Feb. 21, 1990	W	71-68	Tuscaloosa, Ala.
Feb. 2, 1991	L	77-48	Auburn, Ala.
Feb. 12, 1992	W	72-69	Tuscaloosa, Ala.
Feb. 17, 1993	L	93-67	Auburn, Ala.
Feb. 16, 1994	W	84-71	Tuscaloosa, Ala.
Jan. 28, 1995	L	86-70	Auburn, Ala.
Jan. 24, 1996	W	69-67	Tuscaloosa, Ala.
Feb. 13, 1996	L	75-58	Auburn, Ala.
March 2, 1996	W	65-59	Chattanooga, Tenn.
Jan. 7, 1997	W	68-65	Auburn, Ala.
Feb. 11, 1997	W	89-57	Tuscaloosa, Ala.
Jan. 7, 1998	W	62-46	Tuscaloosa, Ala.
Feb. 11, 1998	W	62-45	Auburn, Ala.
Jan. 7, 1999	L	73-69	Auburn, Ala.
Feb. 11, 1999	W	72-57	Tuscaloosa, Ala.
Feb. 26, 1999	W	76-72	Chattanooga, Tenn.
Jan. 13, 2000	L	69-51	Auburn, Ala.
Feb. 13, 2000	L	69-59	Tuscaloosa, Ala.
Jan. 11, 2001	W	60-53	Tuscaloosa, Ala.
Feb. 11, 2001	W	61-60	Auburn, Ala.
March 1, 2001	W	59-55	Memphis, Tenn.
Jan. 24, 2002	W	78-70	Tuscaloosa, Ala.
Feb. 10, 2002	W	60-57	Auburn, Ala.
Jan. 19, 2003	L	65-61	Auburn, Ala.
Feb. 27, 2003	W	67-62	Tuscaloosa, Ala.
Jan. 22, 2004	L	70-61	Auburn, Ala.
Feb. 26, 2004	L	72-40	Tuscaloosa, Ala.
Jan. 23, 2005	L	59-43	Auburn, Ala.
Feb. 17, 2005	L	74-63	Tuscaloosa, Ala.
Jan. 8, 2006	W	68-54	Tuscaloosa, Ala.
Jan. 26, 2006	L	65-56	Auburn, Ala.
Jan. 7, 2007	L	63-58	Tuscaloosa, Ala.
Feb. 1, 2007	L	93-61	Auburn, Ala.
Jan. 27, 2008	L	62-48	Tuscaloosa, Ala.
Feb. 14, 2008	L	74-49	Auburn, Ala.
Jan. 22, 2009	L	84-66	Auburn, Ala.
Feb. 8, 2009	L	81-54	Tuscaloosa, Ala.
Jan. 14, 2010	L	74-62	Auburn, Ala.
Feb. 7, 2010	W	55-53	Tuscaloosa, Ala.
Jan. 2, 2011	L	66-55	Tuscaloosa, Ala.
Feb. 17, 2011	W	59-51	Auburn, Ala.
Jan. 5, 2012	L	65-55	Tuscaloosa, Ala.
Feb. 23, 2012	L	81-40	Auburn, Ala.
Jan. 24, 2013	W	61-51	Tuscaloosa, Ala.
Feb. 17, 2013	L	53-70	Auburn, Ala.

# RECORDS & HISTORY

## ALL-TIME SERIES RESULTS

### AUBURN-MONTGOMERY 2-0

Dec. 2, 1990	W	92-69	Tuscaloosa, Ala.
Dec. 15, 1990	W	78-57	Montgomery, Ala.

### AUSTIN PEAY 3-0

Dec. 17, 1991	W	97-80	Clarksville, Tenn.
Dec. 15, 1992	W	111-79	Tuscaloosa, Ala.
Dec. 20, 2008	W	63-53	Tuscaloosa, Ala.

### BELHAVEN 2-0

Nov. 24, 1980	W	97-54	Tuscaloosa, Ala.
Nov. 10, 1981	W	64-62	Jackson, Miss.

### BALL STATE 1-0

Dec. 30, 2008	W	81-75	Tuscaloosa, Ala.
---------------	---	-------	------------------

### BELMONT 5-3

March 23, 1977	L	88-73	Amarillo, Texas
Jan. 6, 2000	W	84-58	Tuscaloosa, Ala.
Dec. 2, 2000	W	70-67	Nashville, Tenn.
Dec. 20, 2006	W	52-51	Tuscaloosa, Ala.
Nov. 28, 2007	L	75-58	Nashville, Tenn.
Dec. 29, 2008	W	54-49	Tuscaloosa, Ala.
Nov. 21, 2009	L	69-67 <sup>OT</sup>	Nashville, Tenn.
Dec. 18, 2010	W	64-46	Tuscaloosa, Ala.

### BETHUNE-COOKMAN 2-0

Dec. 18, 1995	W	94-35	Tuscaloosa, Ala.
Dec. 18, 2003	W	77-44	Orlando, Fla.

### BIRMINGHAM SOUTHERN 3-0

Nov. 27, 2001	W	73-38	Birmingham, Ala.
Nov. 26, 2002	W	75-58	Tuscaloosa, Ala.
Dec. 18, 2006	W	83-66	Tuscaloosa, Ala.

### BOSTON COLLEGE 2-1

Dec. 6, 1985	W	78-69	Evanston, Ill.
Dec. 28, 1997	W	79-70 OT	Philadelphia, Pa.
Nov. 28, 2003	L	77-56	Fort Collins, Colo.

### BUCKNELL 1-0

Dec. 29, 2002	W	89-64	Jersey City, N.J.
---------------	---	-------	-------------------

### BYU 1-0

Dec. 21, 2002	W	70-59	Albuquerque, N.M.
---------------	---	-------	-------------------

### CALIFORNIA 1-0

Nov. 24, 2000	W	76-63	Chicago, Ill.
---------------	---	-------	---------------

### CAL STATE-BAKERSFIELD 1-0

Nov. 28, 2009	W	87-79	San Luis Obispo, Calif.
---------------	---	-------	-------------------------

### CAL STATE-FULLERTON 0-1

Dec. 8, 1984	L	65-64	Las Vegas, Nev.
--------------	---	-------	-----------------

### CAL STATE-NORTHRIDGE 1-0

Nov. 25, 2006	W	75-56	Moraga, Calif.
---------------	---	-------	----------------

### CARSON-NEWMAN 1-1

Jan. 9, 1982	L	63-59	Jefferson City, Tenn.
Jan. 22, 1982	W	85-49	Tuscaloosa, Ala.

### CENTENARY 1-0

Nov. 14, 2008	W	64-55	Tuscaloosa, Ala.
---------------	---	-------	------------------

### CENTRAL ARKANSAS 1-1

Nov. 14, 2010	W	87-76	Tuscaloosa, Ala.
Nov. 15, 2011	L	58-46	Conway, Ark.

### CENTRAL MICHIGAN 1-0

March 18, 1984	W	78-70	Mt. Pleasant, Mich.
----------------	---	-------	---------------------

### CHARLESTON 1-0

Jan. 8, 1982	W	71-68	Jefferson City, Tenn.
--------------	---	-------	-----------------------

### CHARLOTTE 1-1

Feb. 18, 1997	L	69-67 <sup>OT</sup>	Charlotte, N.C.
Feb. 5, 1998	W	74-50	Tuscaloosa, Ala.

### CHATTANOOGA 5-5

Nov. 19, 1981	L	85-79	Chattanooga, Tenn.
Dec. 19, 1981	W	89-59	Birmingham, Ala.
Dec. 17, 1982	L	63-51	Tuscaloosa, Ala.
Jan. 3, 1985	W	92-64	Chattanooga, Tenn.
Dec. 31, 1986	W	81-69	Chattanooga, Tenn.
Nov. 24, 1989	W	86-59	Atlanta, Ga.
March 16, 2000	L	70-68	Chattanooga, Tenn.
Nov. 29, 2006	W	68-56	Tuscaloosa, Ala.
Dec. 15, 2007	L	62-34	Chattanooga, Tenn.
Dec. 8, 2012	L	58-72	Tuscaloosa, Ala.

### CINCINNATI 2-0

Dec. 6, 1991	W	100-80	Murfreesboro, Tenn.
Dec. 28, 2012	W	58-47	Honolulu, Hawai'i

### CLEMSON 2-2

Jan. 10, 1981	L	79-72	Tuscaloosa, Ala.
Feb. 1, 1986	W	88-69	Tuscaloosa, Ala.
Dec. 30, 1986	W	85-79	Clemson, S.C.
Dec. 19, 1992	L	79-68	Tuscaloosa, Ala.

### COLORADO STATE 1-0

Dec. 2, 1994	W	74-62	Irvine, Calif.
--------------	---	-------	----------------

### COLUMBIA 1-0

Nov. 26, 2005	W	81-66	Seattle, Wash.
---------------	---	-------	----------------

### CONNECTICUT 0-2

March 23, 1995	L	87-56	Storrs, Conn.
Dec. 8, 1995	L	81-67	Richmond, Va.

### COPPIN STATE 1-0

Dec. 3, 1993	W	98-31	Tuscaloosa, Ala.
--------------	---	-------	------------------

### CREIGHTON 1-0

Dec. 20, 2000	W	66-56	Nassau, Bahamas
---------------	---	-------	-----------------

### DELAWARE 0-1

Dec. 29, 2004	L	67-59	Bethlehem, Pa.
---------------	---	-------	----------------

### DELAWARE STATE 1-0

Dec. 7, 1990	W	96-44	Radford, Va.
--------------	---	-------	--------------

### DELTA STATE 3-2

March 11, 1977	L	81-47	Cleveland, Miss.
March 9, 1978	L	74-61	Tallahassee, Fla.
Jan. 9, 1984	W	84-66	Cleveland, Miss.
Feb. 4, 1984	W	94-66	Tuscaloosa, Ala.
Dec. 4, 1993	W	91-71	Ruston, La.

### DePAUL 3-1

Jan. 14, 1983	W	82-66	Chicago, Ill.
Dec. 9, 1983	W	81-53	Tuscaloosa, Ala.
Nov. 30, 1991	L	91-86	Chicago, Ill.
Nov. 28, 1998	W	87-67	Chicago, Ill.

### DRAKE 1-0

Nov. 27, 1999	W	87-77	Cancun, Mexico
---------------	---	-------	----------------

### DUKE 1-0

March 18, 1995	W	121-120 <sup>40T</sup>	Tuscaloosa, Ala.
----------------	---	------------------------	------------------

### EAST CAROLINA 1-2

Dec. 29, 1993	W	107-53	Orlando, Fla.
Dec. 8, 2002	L	81-72	Greenville, N.C.
Jan. 2, 2006	L	61-55	Tuscaloosa, Ala.

### EAST TENNESSEE STATE 3-1

Dec. 8, 1993	W	86-65	Johnson City, Tenn.
Jan. 3, 1995	W	102-64	Tuscaloosa, Ala.
Dec. 2, 1996	W	95-64	Johnson City, Tenn.
Jan. 2, 2008	L	73-62	Tuscaloosa, Ala.

### EASTERN KENTUCKY 1-0

March 17, 2002	W	99-77	Richmond, Ky.
----------------	---	-------	---------------

### EASTERN MICHIGAN 0-1

Nov. 23, 2007	L	52-43	Freeport, Bahamas
---------------	---	-------	-------------------

### EASTERN WASHINGTON 1-0

Nov. 26, 1993	W	82-62	Des Moines, Iowa
---------------	---	-------	------------------

### EDINBORO 0-1

Jan. 5, 1980	L	74-72	Miami, Fla.
--------------	---	-------	-------------

### ELON 1-0

Dec. 18, 1998	W	74-49	Las Cruces, N.M.
---------------	---	-------	------------------

### FLAGLER 0-1

March 7, 1975	L	66-65	Athens, Ala.
---------------	---	-------	--------------

### FLORIDA 29-24

March 11, 1976	L	64-56	Cleveland, Miss.
Jan. 5, 1977	W	78-72	Gainesville, Fla.
Jan. 17, 1977	W	92-74	Tuscaloosa, Ala.
Jan. 30, 1978	W	70-56	Gainesville, Fla.
Feb. 13, 1978	W	73-56	Tuscaloosa, Ala.
March 4, 1978	L	80-71	Starkville, Miss.
Jan. 22, 1979	L	88-80	Gainesville, Fla.
Jan. 19, 1980	W	85-66	Pensacola, Fla.
Dec. 15, 1980	W	89-66	Tuscaloosa, Ala.
Jan. 29, 1981	W	67-54	Baton Rouge, La.
Feb. 14, 1981	W	95-63	Gainesville, Fla.
Jan. 16, 1982	W	59-58	Pensacola, Fla.
Feb. 12, 1983	W	83-56	Pensacola, Fla.
March 3, 1983	W	69-53	Knoxville, Tenn.
Jan. 26, 1986	W	83-62	Tuscaloosa, Ala.
Feb. 28, 1986	W	71-57	Athens, Ga.
Feb. 28, 1987	W	87-65	Tuscaloosa, Ala.
Feb. 3, 1988	W	75-53	Gainesville, Fla.
Jan. 14, 1989	L	76-75	Gainesville, Fla.
Jan. 24, 1990	W	84-71	Tuscaloosa, Ala.
Feb. 9, 1991	L	93-90 OT	Gainesville, Fla.
March 1, 1991	W	95-75	Albany, Ga.
Jan. 4, 1992	L	103-101 2OT	Tuscaloosa, Ala.
Jan. 2, 1993	L	81-75	Gainesville, Fla.

## ALL-TIME SERIES RESULTS

March 6, 1993	W	88-73	Chattanooga, Tenn.
Jan. 16, 1994	L	80-75	Tuscaloosa, Ala.
Jan. 15, 1995	L	97-88	Gainesville, Fla.
Feb. 17, 1996	W	73-54	Tuscaloosa, Ala.
Feb. 16, 1997	W	86-81	Gainesville, Fla.
March 2, 1997	L	83-72	Chattanooga, Tenn.
Dec. 21, 1997	L	70-62	Gainesville, Fla.
Feb. 14, 1998	W	73-51	Tuscaloosa, Ala.
Feb. 28, 1998	W	74-61	Columbus, Ga.
Dec. 10, 1998	L	77-71	Tuscaloosa, Ala.
Feb. 15, 1999	W	75-73	Gainesville, Fla.
Feb. 27, 2000	L	84-60	Gainesville, Fla.
Feb. 25, 2001	L	74-62	Tuscaloosa, Ala.
Jan. 13, 2002	L	83-77	Gainesville, Fla.
Feb. 16, 2003	W	69-65	Tuscaloosa, Ala.
Jan. 29, 2004	L	76-69	Gainesville, Fla.
Feb. 6, 2005	W	77-66	Tuscaloosa, Ala.
March 3, 2005	W	62-58	Greenville, S.C.
Jan. 5, 2006	L	59-44	Gainesville, Fla.
Feb. 18, 2007	L	66-64	Tuscaloosa, Ala.
Jan. 13, 2008	L	80-65	Gainesville, Fla.
Feb. 5, 2009	L	92-71	Tuscaloosa, Ala.
Jan. 21, 2010	W	82-58	Tuscaloosa, Ala.
Feb. 28, 2010	W	66-61	Gainesville, Fla.
Jan. 27, 2011	L	70-64	Gainesville, Fla.
Feb. 13, 2011	W	64-59	Tuscaloosa, Ala.
Jan. 19, 2012	L	61-37	Gainesville, Fla.
Feb. 2, 2013	L	54-87	Gainesville, Fla.
Feb. 24, 2013	L	61-67	Tuscaloosa, Ala.

<b>FLORIDA A&amp;M</b> <span style="float:right">2-1</span>			
Nov. 28, 1986	W	81-60	Atlanta, Ga.
Dec. 17, 2008	W	70-68 <sup>OT</sup>	Tuscaloosa, Ala.
Dec. 16, 2009	L	61-52	Tallahassee, Fla.

<b>FLORIDA INTERNATIONAL</b> <span style="float:right">1-1</span>			
Dec. 21, 2003	L	61-55	Miami, Fla.
Jan. 3, 2005	W	60-54	Tuscaloosa, Ala.

<b>FLORIDA STATE</b> <span style="float:right">5-5</span>			
Jan. 12, 1980	W	88-61	Tuscaloosa, Ala.
Nov. 28, 1980	L	77-76	Orlando, Fla.
Dec. 6, 1982	L	73-64	Tuscaloosa, Ala.
Feb. 16, 1982	W	64-61	Tallahassee, Fla.
Feb. 1, 1988	W	70-64	Tallahassee, Fla.
Jan. 30, 1989	W	70-68	Tuscaloosa, Ala.
Dec. 6, 1989	L	81-76	Tuscaloosa, Ala.
Jan. 16, 1991	L	88-65	Tallahassee, Fla.
Dec. 31, 1993	W	87-33	Orlando, Fla.
Nov. 26, 2010	L	68-61	Freeport, Bahamas

<b>FREED-HARDEMAN</b> <span style="float:right">1-0</span>			
Feb. 6, 1981	W	95-51	Tuscaloosa, Ala.

<b>FURMAN</b> <span style="float:right">1-0</span>			
Nov. 14, 1997	W	91-41	Tuscaloosa, Ala.

<b>GEORGIA</b> <span style="float:right">9-36</span>			
Jan. 24, 1977	W	77-62	Athens, Ga.
Feb. 3, 1979	W	81-65	Tuscaloosa, Ala.
Jan. 9, 1981	W	72-61	Clemson, S.C.
Jan. 31, 1981	W	80-66	Baton Rouge, La.
March 5, 1984	L	74-65	Athens, Ga.
Feb. 5, 1986	L	73-69	Tuscaloosa, Ala.
March 1, 1986	L	88-71	Athens, Ga.
Nov. 30, 1986	L	78-59	Atlanta, Ga.

Feb. 1, 1987	L	77-55	Athens, Ga.
Jan. 7, 1988	L	84-67	Tuscaloosa, Ala.
Feb. 11, 1989	L	56-55	Athens, Ga.
Jan. 9, 1990	L	70-65	Tuscaloosa, Ala.
Feb. 20, 1991	L	83-47	Athens, Ga.
March 2, 1991	L	78-69	Albany, Ga.
Feb. 29, 1992	W	105-81	Tuscaloosa, Ala.
Feb. 28, 1993	W	67-50	Athens, Ga.
March 7, 1993	L	76-72	Chattanooga, Tenn.
Jan. 5, 1994	W	70-57	Tuscaloosa, Ala.
Jan. 18, 1995	L	91-67	Athens, Ga.
Dec. 18, 1996	L	89-83	Tuscaloosa, Ala.
Jan. 15, 1997	W	68-64	Athens, Ga.
Feb. 8, 1998	W	90-77	Tuscaloosa, Ala.
Jan. 3, 1999	L	85-70	Athens, Ga.
Jan. 9, 2000	L	71-62	Tuscaloosa, Ala.
Feb. 24, 2000	L	72-37	Athens, Ga.
Jan. 7, 2001	L	96-41	Athens, Ga.
Feb. 22, 2001	L	71-48	Tuscaloosa, Ala.
Feb. 21, 2002	L	73-62	Athens, Ga.
Feb. 28, 2002	L	64-60	Nashville, Tenn.
Jan. 23, 2003	L	77-47	Tuscaloosa, Ala.
Feb. 1, 2004	L	71-68	Athens, Ga.
Feb. 3, 2005	L	72-63	Tuscaloosa, Ala.
Feb. 5, 2006	L	84-59	Athens, Ga.
Feb. 8, 2007	L	92-51	Tuscaloosa, Ala.
Jan. 20, 2008	L	71-53	Athens, Ga.
March 6, 2008	L	71-62	Nashville, Tenn.
Jan. 25, 2009	L	63-61	Tuscaloosa, Ala.
Jan. 3, 2010	L	52-44	Tuscaloosa, Ala.
Feb. 14, 2010	L	76-47	Athens, Ga.
March 4, 2010	L	73-66	Duluth, Ga.
Jan. 20, 2011	L	60-51	Tuscaloosa, Ala.
Feb. 6, 2011	L	81-54	Athens, Ga.
Feb. 5, 2012	L	81-66	Tuscaloosa, Ala.
Jan. 10, 2013	L	83-95	Tuscaloosa, Ala.
Jan. 31, 2013	L	59-65	Athens, Ga.

<b>GEORGIA SOUTHERN</b> <span style="float:right">7-1</span>			
Jan. 31, 1975	L	73-66	Tuscaloosa, Ala.
Jan. 11, 1989	W	73-54	Tuscaloosa, Ala.
March 17, 1993	W	102-70	Tuscaloosa, Ala.
Feb. 18, 1998	W	87-48	Statesboro, Ga.
Nov. 15, 1998	W	72-40	Tuscaloosa, Ala.
Dec. 22, 2005	W	76-71	Tuscaloosa, Ala.
Nov. 19, 2010	W	65-55	Statesboro, Ga.
Nov. 21, 2011	W	67-34	Tuscaloosa, Ala.

<b>GEORGIA STATE</b> <span style="float:right">8-1</span>			
Dec. 19, 1977	W	68-58	Atlanta, Ga.
Feb. 14, 1979	L	92-84	Tuscaloosa, Ala.
Dec. 5, 1981	W	71-54	Tuscaloosa, Ala.
Jan. 4, 1982	W	75-68	Atlanta, Ga.
Dec. 4, 1982	W	94-67	Atlanta, Ga.
Jan. 7, 1984	W	95-83	Tuscaloosa, Ala.
Feb. 1, 1985	W	100-67	Tuscaloosa, Ala.
Nov. 25, 1989	W	102-70	Atlanta, Ga.
Dec. 21, 1990	W	62-21	Tuscaloosa, Ala.

<b>GEORGIA TECH</b> <span style="float:right">3-0</span>			
Nov. 23, 1982	W	63-56	Tuscaloosa, Ala.
Nov. 30, 1983	W	79-47	Tuscaloosa, Ala.
Dec. 29, 1992	W	103-101 <sup>OT</sup>	Atlanta, Ga.

<b>GRAMBLING STATE</b> <span style="float:right">5-0</span>			
Dec. 18, 1992	W	117-51	Tuscaloosa, Ala.

Dec. 4, 1993	W	81-50	Tuscaloosa, Ala.
Nov. 26, 1994	W	90-70	Tuscaloosa, Ala.
Dec. 27, 1996	W	70-67	Tuscaloosa, Ala.
March 12, 1999	W	80-68	Chapel Hill, N.C.

<b>HAMPTON</b> <span style="float:right">2-0</span>			
Dec. 20, 2007	W	63-60 <sup>OT</sup>	Tuscaloosa, Ala.
Nov. 22, 2008	W	69-60	Hampton, Va.

<b>HAWAI'I</b> <span style="float:right">1-0</span>			
Dec. 30, 2012	W	44-43	Honolulu, Hawai'i

<b>HOUSTON</b> <span style="float:right">2-3</span>			
Dec. 2, 1989	L	71-51	Murfreesboro, Tenn.
Dec. 20, 1991	W	93-80	Tuscaloosa, Ala.
Jan. 4, 2003	L	68-62	Houston, Texas
Jan. 3, 2004	L	76-70	Tuscaloosa, Ala.
Nov. 13, 2012	W	83-74	Houston, Texas

<b>IDAHO STATE</b> <span style="float:right">1-0</span>			
Dec. 12, 1981	W	93-55	Columbia, Mo.

<b>ILLINOIS</b> <span style="float:right">2-1</span>			
Jan. 7, 1994	W	79-68	Champaign, Ill.
Jan. 10, 1995	W	84-47	Tuscaloosa, Ala.
Nov. 29, 2009	L	64-55	San Luis Obispo, Calif.

<b>ILLINOIS-CHICAGO</b> <span style="float:right">3-0</span>			
Dec. 18, 1986	W	102-58	Tuscaloosa, Ala.
Nov. 25, 2000	W	73-43	Chicago, Ill.
Dec. 16, 2002	W	80-72	Tuscaloosa, Ala.

<b>INDIANA</b> <span style="float:right">1-0</span>			
Nov. 30, 1997	W	77-70	Honolulu, Hawaii

<b>INDIANA STATE</b> <span style="float:right">0-1</span>			
March 24, 1977	L	84-75	Amarillo, Texas

<b>IOWA</b> <span style="float:right">1-0</span>			
March 20, 1994	W	84-78	Tuscaloosa, Ala.

<b>IOWA STATE</b> <span style="float:right">1-1</span>			
Nov. 27, 1993	W	99-57	Des Moines, Iowa
Nov. 29, 1998	L	61-58	Honolulu, Hawaii

<b>JACKSON STATE</b> <span style="float:right">7-0</span>			
Nov. 28, 1985	W	79-50	Tuscaloosa, Ala.
Dec. 18, 1985	W	80-68	Jackson, Miss.
Dec. 19, 1991	W	86-60	Tuscaloosa, Ala.
Dec. 9, 1995	W	92-62	Las Cruces, N.M.
Dec. 6, 1996	W	62-37	Tuscaloosa, Ala.
Jan. 27, 1997	W	78-44	Tuscaloosa, Ala.
Nov. 17, 2009	W	79-39	Tuscaloosa, Ala.

<b>JACKSONVILLE STATE</b> <span style="float:right">7-0</span>			
Jan. 23, 1978	W	78-56	Tuscaloosa, Ala.
Feb. 8, 1990	W	69-63	Tuscaloosa, Ala.
Nov. 27, 1990	W	89-79	Tuscaloosa, Ala.
Dec. 18, 2001	W	72-53	Jacksonville, Ala.
Dec. 2, 2003	W	81-52	Tuscaloosa, Ala.
Dec. 22, 2007	W	63-54	Tuscaloosa, Ala.
Nov. 11, 2012	W	80-43	Tuscaloosa, Ala.

<b>JUDSON</b> <span style="float:right">6-2</span>			
Dec. 6, 1974	W	77-53	Athens, Ala.
Jan. 16, 1975	W	71-63	Tuscaloosa, Ala.

# RECORDS & HISTORY

## ALL-TIME SERIES RESULTS

Jan. 30, 1975	L	63-57	Marion, Ala.
Feb. 22, 1975	L	61-29	Auburn, Ala.
Jan. 19, 1975	W	73-63	Tuscaloosa, Ala.
Feb. 16, 1976	W	84-73	Marion, Ala.
Feb. 19, 1977	W	95-43	Tuscaloosa, Ala.
Feb. 20, 1978	W	87-47	Marion, Ala.

### KANSAS 1-1

Dec. 12, 2010	L	79-57	Lawrence, Kan.
Dec. 4, 2011	W	80-76	Tuscaloosa, Ala.

### KANSAS STATE 1-1

Nov. 26, 1999	W	63-60	Cancun, Mexico
Dec. 18, 2004	L	71-52	Springfield, Mo.

### KENTUCKY 16-23

Jan. 20, 1978	W	66-62	Lexington, Ky.
Jan. 13, 1979	W	83-70	Tuscaloosa, Ala.
Feb. 8, 1980	L	77-69	Nnoxville, Tenn.
Feb. 26, 1982	L	82-76	Lexington, Ky.
Jan. 18, 1983	L	104-77	Tuscaloosa, Ala.
Dec. 20, 1983	W	78-49	Lexington, Ky.
Feb. 12, 1986	W	76-75	Tuscaloosa, Ala.
Feb. 7, 1987	L	89-80	Lexington, Ky.
Jan. 13, 1988	W	74-54	Tuscaloosa, Ala.
Feb. 17, 1989	L	89-84	Lexington, Ky.
Feb. 17, 1990	L	74-58	Tuscaloosa, Ala.
Jan. 24, 1991	W	72-65	Lexington, Ky.
Feb. 1, 1992	W	78-72	Tuscaloosa, Ala.
March 6, 1992	L	95-87	Albany, Ga.
Jan. 31, 1993	L	77-73	Lexington, Ky.
Feb. 13, 1994	W	96-82	Tuscaloosa, Ala.
Feb. 18, 1995	W	68-62	Lexington, Ky.
Jan. 20, 1996	W	66-51	Tuscaloosa, Ala.
Jan. 22, 1997	W	78-62	Cincinnati, Ohio
Jan. 24, 1998	W	62-56	Tuscaloosa, Ala.
Jan. 24, 1999	L	76-72	Lexington, Ky.
Jan. 27, 2000	W	68-67	Tuscaloosa, Ala.
March 2, 2000	L	67-63	Chattanooga, Tenn.
Jan. 25, 2001	L	71-64	Lexington, Ky.
Jan. 6, 2002	L	63-62	Tuscaloosa, Ala.
Jan. 27, 2002	W	61-58	Lexington, Ky.
Jan. 12, 2003	L	59-55	Lexington, Ky.
Feb. 23, 2003	L	73-71 <sup>20T</sup>	Tuscaloosa, Ala.
Feb. 22, 2004	L	62-59	Lexington, Ky.
Jan. 9, 2005	W	69-39	Tuscaloosa, Ala.
Feb. 26, 2006	L	80-60	Lexington, Ky.
Jan. 11, 2007	L	63-62	Tuscaloosa, Ala.
Feb. 17, 2008	L	64-44	Lexington, Ky.
Jan. 15, 2009	L	67-57	Tuscaloosa, Ala.
Jan. 17, 2010	L	88-63	Lexington, Ky.
Jan. 30, 2011	L	69-82	Tuscaloosa, Ala.
Jan. 29, 2012	L	82-68	Lexington, Ky.
Feb. 16, 2012	W	77-75	Tuscaloosa, Ala.
Jan. 6, 2013	L	70-87	Tuscaloosa, Ala.

### LAMAR 2-1

Nov. 29, 1989	W	71-64	Beaumont, Texas
Dec. 20, 1990	L	72-62	Tuscaloosa, Ala.
Dec. 9, 1994	W	102-50	Arlington, Texas

### LAMBUTH 1-0

Feb. 13, 1976	W	80-49	Jackson, Tenn.
---------------	---	-------	----------------

### LIBERTY 1-0

Dec. 7, 2002	W	67-64	Greenville, N.C.
--------------	---	-------	------------------

### LIPSCOMB 1-0

Jan. 24, 1986	W	78-50	Nashville, Tenn.
---------------	---	-------	------------------

### LIVINGSTON 4-0

Dec. 3, 1981	W	72-63	Tuscaloosa, Ala.
Feb. 16, 1982	W	69-66	Livingston, Ala.
Dec. 3, 1986	W	81-70	Tuscaloosa, Ala.
Dec. 8, 1987	W	88-72	Livingston, Ala.

### LONG BEACH STATE 1-0

Nov. 29, 2003	W	84-66	Fort Collins, Colo.
---------------	---	-------	---------------------

### LIU BROOKLYN 1-0

Dec. 29, 2012	W	80-58	Honolulu, Hawai'i
---------------	---	-------	-------------------

### LOUISIANA-MONROE 1-0

Nov. 29, 1991	W	118-86	Chicago, Ill.
---------------	---	--------	---------------

### LOUISIANA TECH 2-11

Dec. 9, 1982	L	83-55	Ruston, La.
Feb. 9, 1985	L	76-51	Ruston, La.
Feb. 22, 1986	L	82-77	Tuscaloosa, Ala.
Jan. 29, 1990	L	66-49	Tuscaloosa, Ala.
Jan. 3, 1991	L	63-57	Ruston, La.
Dec. 5, 1993	L	93-72	Ruston, La.
Dec. 11, 1993	W	99-77	Tuscaloosa, Ala.
April 2, 1994	L	69-66	Richmond, Va.
Feb. 11, 1995	L	72-56	Ruston, La.
March 21, 1998	L	71-57	Lubbock, Texas
Dec. 16, 2006	L	66-57	Ruston, La.
Dec. 5, 2007	L	62-61	Tuscaloosa, Ala.
Nov. 26, 2011	W	67-59	St. Thomas, U.S.V.I.

### LOUISVILLE 3-1

Dec. 18, 1983	W	71-55	Louisville, Ky.
Jan. 21, 1985	W	74-63	Tuscaloosa, Ala.
Nov. 23, 2001	W	90-89	Malibu, Calif.
Nov. 28, 2008	L	73-56	Reno, Nev.

### LOYOLA-CHICAGO 2-0

Dec. 2, 1991	W	83-74	Chicago, Ill.
Feb. 3, 1993	W	107-64	Tuscaloosa, Ala.

### LSU 16-35

Jan. 8, 1977	L	81-80	Tuscaloosa, Ala.
Feb. 5, 1997	L	99-75	Baton Rouge, La.
Jan. 4, 1978	L	84-60	Tuscaloosa, Ala.
Nov. 18, 1978	L	105-57	Baton Rouge, La.
Feb. 16, 1980	W	79-58	Tuscaloosa, Ala.
Jan. 3, 1981	L	80-68	Baton Rouge, La.
Feb. 13, 1982	W	80-78	Tuscaloosa, Ala.
Feb. 20, 1982	L	76-64	Baton Rouge, La.
Jan. 22, 1983	L	77-73	Tuscaloosa, Ala.
Feb. 19, 1983	L	72-56	Baton Rouge, La.
Jan. 21, 1984	L	73-61	Baton Rouge, La.
Feb. 17, 1984	L	78-74	Tuscaloosa, Ala.
Jan. 19, 1985	L	83-76 <sup>20T</sup>	Tuscaloosa, Ala.
Feb. 6, 1985	L	87-76	Baton Rouge, La.
Feb. 8, 1986	L	83-82	Tuscaloosa, Ala.
Feb. 15, 1987	L	81-66	Baton Rouge, La.
Jan. 20, 1988	W	81-79 <sup>OT</sup>	Tuscaloosa, Ala.
Jan. 21, 1989	L	74-71	Baton Rouge, La.
Jan. 21, 1990	W	67-66	Tuscaloosa, Ala.
Feb. 16, 1991	L	78-66	Baton Rouge, La.
Jan. 18, 1992	W	80-72	Tuscaloosa, Ala.
Jan. 16, 1993	W	74-69	Baton Rouge, La.

March 5, 1993	W	106-86	Chattanooga, Tenn.
---------------	---	--------	--------------------

Jan. 30, 1994	W	91-74	Tuscaloosa, Ala.
Jan. 31, 1995	W	90-60	Baton Rouge, La.
Feb. 3, 1996	W	86-60	Tuscaloosa, Ala.
March 3, 1996	W	86-70	Chattanooga, Tenn.
Feb. 1, 1997	L	84-74	Baton Rouge, La.
Jan. 29, 1998	W	67-54	Baton Rouge, La.
Feb. 3, 1998	W	73-51	Tuscaloosa, Ala.
Jan. 28, 1999	W	71-66	Tuscaloosa, Ala.
Feb. 3, 1999	L	75-50	Baton Rouge, La.
Feb. 10, 2000	W	72-68	Tuscaloosa, Ala.
Feb. 8, 2001	L	74-58	Baton Rouge, La.
Feb. 24, 2002	W	82-73	Tuscaloosa, Ala.
Feb. 13, 2003	L	85-43	Baton Rouge, La.
Feb. 5, 2004	L	103-68	Tuscaloosa, Ala.
Jan. 16, 2005	L	76-51	Baton Rouge, La.
March 4, 2005	L	60-59	Greenville, S.C.
Jan. 19, 2006	L	79-43	Baton Rouge, La.
Feb. 23, 2006	L	86-61	Tuscaloosa, Ala.
Jan. 21, 2007	L	61-45	Tuscaloosa, Ala.
Feb. 25, 2007	L	70-27	Baton Rouge, La.
Feb. 7, 2008	L	89-53	Tuscaloosa, Ala.
Jan. 11, 2009	L	55-34	Baton Rouge, La.
Jan. 31, 2010	L	78-41	Tuscaloosa, Ala.
Jan. 9, 2011	L	72-43	Baton Rouge, La.
March 3, 2011	L	60-36	Nashville, Tenn.
Jan. 8, 2012	L	84-40	Baton Rouge, La.
Feb. 12, 2012	L	51-46	Tuscaloosa, Ala.
Feb. 28, 2013	L	42-76	Baton Rouge, La.

### LYNN 1-0

Dec. 7, 1996	W	85-44	Tuscaloosa, Ala.
--------------	---	-------	------------------

### MAINE 1-1

Jan. 5, 1995	L	75-73	Orono, Maine
Nov. 25, 1995	W	79-43	Tuscaloosa, Ala.

### MARQUETTE 1-0

Dec. 8, 1985	W	66-40	Milwaukee, Wis.
--------------	---	-------	-----------------

### MARSHALL 1-0

Nov. 28, 1997	W	91-62	Honolulu, Hawaii
---------------	---	-------	------------------

### MARYLAND 1-0

Dec. 22, 2001	W	71-56	Cancun, Mexico
---------------	---	-------	----------------

### MASSACHUSETTS 2-0

Dec. 29, 2000	W	74-62	Jersey City, N.J.
Dec. 29, 2001	W	66-65	Villanova, Penn.

### MCNEESE STATE 3-0

Dec. 2, 1988	W	82-54	Hattiesburg, Miss.
Dec. 4, 2006	W	84-55	Tuscaloosa, Ala.
Nov. 23, 2010	W	69-53	Tuscaloosa, Ala.

### MEMPHIS 6-6

Jan. 10, 1976	W	61-57	Tuscaloosa, Ala.
Feb. 14, 1976	L	94-62	Memphis, Tenn.
Jan. 7, 1977	L	78-73	Tuscaloosa, Ala.
Nov. 28, 1977	L	101-65	Memphis, Tenn.
Feb. 19, 1979	W	72-69	Tuscaloosa, Ala.
Dec. 11, 1981	L	69-56	Columbia, Mo.
Dec. 1, 1982	L	74-69	Memphis, Tenn.
Jan. 11, 1984	W	88-67	Tuscaloosa, Ala.
Dec. 29, 1999	L	77-57	Memphis, Tenn.
Dec. 6, 2000	W	65-55	Tuscaloosa, Ala.

## ALL-TIME SERIES RESULTS

March 15, 2001 W 77-67 Tuscaloosa, Ala.  
March 17, 2011 W 80-69 Memphis, Tenn.

**MERCER 2-0**

Jan. 21, 1993 W 91-69 Macon, Ga.  
Jan. 18, 1994 W 101-46 Tuscaloosa, Ala.

**MICHIGAN 2-0**

Nov. 24, 2003 W 76-74<sup>OT</sup> Ann Arbor, Mich.  
Nov. 19, 2004 W 81-79 Tuscaloosa, Ala.

**MICHIGAN STATE 1-2**

Nov. 20, 1999 L 73-72 East Lansing, Mich.  
Dec. 10, 2000 W 54-53 Tuscaloosa, Ala.  
March 19, 2002 L 79-61 East Lansing, Mich.

**MIDDLE TENNESSEE 7-2**

Dec. 3, 1977 W 75-69 Murfreesboro, Tenn.  
Dec. 4, 1978 W 90-84 Tuscaloosa, Ala.  
Feb. 8, 1988 W 97-58 Tuscaloosa, Ala.  
Dec. 7, 1991 W 101-69 Murfreesboro, Tenn.  
Dec. 19, 1994 W 99-70 Tuscaloosa, Ala.  
Dec. 17, 1995 W 68-53 Murfreesboro, Tenn.  
Jan. 8, 2004 L 65-61<sup>OT</sup> Murfreesboro, Tenn.  
Nov. 22, 2004 W 80-66 Tuscaloosa, Ala.  
Dec. 14, 2008 L 77-67 Murfreesboro, Tenn.

**MIAMI (FLORIDA) 2-0**

Jan. 4, 1980 W 73-61 Miami, Fla.  
Dec. 29, 1996 W 75-43 Miami, Fla.

**MISSISSIPPI 20-33**

Jan. 10, 1977 L 73-70 Tuscaloosa, Ala.  
Feb. 7, 1977 L 76-55 Oxford, Miss.  
Dec. 5, 1977 L 87-70 Tuscaloosa, Ala.  
Feb. 15, 1978 L 53-46 Oxford, Miss.  
March 3, 1978 L 73-71 Starkville, Miss.  
Jan. 5, 1979 L 100-82 Starkville, Miss.  
Feb. 2, 1980 L 72-70 Oxford, Miss.  
Jan. 11, 1982 W 93-89<sup>20T</sup> Tuscaloosa, Ala.  
Feb. 6, 1982 L 65-53 Oxford, Miss.  
Jan. 24, 1983 L 76-68 Tuscaloosa, Ala.  
Feb. 21, 1983 L 85-58 Oxford, Miss.  
Jan. 23, 1984 L 60-52 Oxford, Miss.  
Feb. 20, 1984 W 80-65 Tuscaloosa, Ala.  
Jan. 12, 1985 L 76-60 Tuscaloosa, Ala.  
Jan. 26, 1985 L 66-46 Oxford, Miss.  
Jan. 29, 1986 L 76-69 Oxford, Miss.  
Jan. 17, 1987 L 74-70 Tuscaloosa, Ala.  
Feb. 24, 1988 W 87-86 Oxford, Miss.  
March 4, 1988 L 76-66 Albany, Ga.  
Jan. 7, 1989 L 73-58 Tuscaloosa, Ala.  
Jan. 6, 1990 L 67-41 Oxford, Miss.  
March 2, 1990 L 71-45 Albany, Ga.  
Feb. 6, 1991 L 78-72 Tuscaloosa, Ala.  
Feb. 15, 1992 L 72-59 Oxford, Miss.  
Feb. 13, 1993 W 93-74 Tuscaloosa, Ala.  
Feb. 26, 1994 W 76-64 Oxford, Miss.  
March 4, 1994 W 86-84<sup>OT</sup> Chattanooga, Tenn.  
Feb. 27, 1995 W 84-78 Tuscaloosa, Ala.  
Jan. 7, 1996 L 65-55 Oxford, Miss.  
Jan. 5, 1997 W 88-60 Tuscaloosa, Ala.  
Jan. 14, 1998 W 82-62 Oxford, Miss.  
Jan. 14, 1999 W 78-51 Tuscaloosa, Ala.  
Jan. 20, 2000 W 69-67 Oxford, Miss.  
Jan. 30, 2000 W 69-67 Tuscaloosa, Ala.

Jan. 18, 2001 L 65-57 Tuscaloosa, Ala.  
Jan. 28, 2001 W 67-64 Oxford, Miss.  
Feb. 17, 2002 W 86-69 Tuscaloosa, Ala.  
Jan. 26, 2003 W 81-70 Oxford, Miss.  
Jan. 15, 2004 W 67-62 Tuscaloosa, Ala.  
March 4, 2004 L 63-56 Nashville, Tenn.  
Feb. 13, 2005 L 68-54 Oxford, Miss.  
Feb. 9, 2006 L 77-67 Tuscaloosa, Ala.  
Feb. 11, 2007 L 84-43 Oxford, Miss.  
March 1, 2007 L 78-49 Duluth, Ga.  
Feb. 3, 2008 L 76-47 Oxford, Miss.  
Feb. 24, 2008 L 70-54 Tuscaloosa, Ala.  
Jan. 18, 2009 L 73-43 Oxford, Miss.  
Feb. 19, 2009 W 67-59 Tuscaloosa, Ala.  
Jan. 6, 2010 L 70-56 Oxford, Miss.  
Feb. 20, 2011 W 61-52 Tuscaloosa, Ala.  
Jan. 15, 2012 L 69-55 Tuscaloosa, Ala.  
Feb. 9, 2012 W 52-47 Oxford, Miss.  
Jan. 13, 2013 W 83-75 Oxford, Miss.

**MISSISSIPPI COLLEGE 5-3**

March 7, 1975 L 103-58 Athens, Ga.  
Jan. 28, 1977 W 82-79 Tuscaloosa, Ala.  
Feb. 4, 1977 L 97-90 Clinton, Miss.  
March 4, 1981 L 76-72 Tuscaloosa, Ala.  
Dec. 1, 1984 W 92-70 Tuscaloosa, Ala.  
Jan. 28, 1985 W 96-71 Clinton, Miss.  
Jan. 24, 1987 W 99-60 Tuscaloosa, Ala.  
March 2, 1987 W 83-60 Clinton, Miss.

**MISSISSIPPI STATE 35-16**

Jan. 15, 1977 L 110-74 Starkville, Miss.  
Feb. 12, 1977 W 88-66 Tuscaloosa, Ala.  
Jan. 8, 1978 W 75-61 Tuscaloosa, Ala.  
Feb. 4, 1978 W 60-56 Starkville, Miss.  
Nov. 30, 1979 L 75-72 Ruston, La.  
Jan. 14, 1981 L 75-69 Tuscaloosa, Ala.  
Feb. 18, 1981 W 75-73<sup>20T</sup> Starkville, Miss.  
Jan. 6, 1982 W 76-62 Starkville, Miss.  
Feb. 3, 1982 W 87-65 Tuscaloosa, Ala.  
Jan. 29, 1983 W 74-69 Starkville, Miss.  
Feb. 26, 1983 W 69-58 Tuscaloosa, Ala.  
Jan. 28, 1984 W 68-50 Tuscaloosa, Ala.  
Feb. 25, 1984 W 69-61 Starkville, Miss.  
Jan. 9, 1985 W 80-65 Starkville, Miss.  
Jan. 24, 1985 W 87-61 Tuscaloosa, Ala.  
Jan. 2, 1986 W 57-44 Starkville, Miss.  
Feb. 4, 1987 W 77-54 Starkville, Miss.  
March 4, 1987 W 88-76 Albany, Ga.  
Feb. 13, 1988 W 77-73 Starkville, Miss.  
Feb. 8, 1989 W 77-64 Tuscaloosa, Ala.  
March 3, 1989 W 59-55 Albany, Ga.  
Feb. 14, 1990 W 71-63 Starkville, Miss.  
Jan. 23, 1991 W 69-57 Starkville, Miss.  
Feb. 23, 1991 W 73-56 Tuscaloosa, Ala.  
Feb. 8, 1992 W 69-66 Tuscaloosa, Ala.  
Feb. 6, 1993 W 102-89 Starkville, Miss.  
Feb. 19, 1994 W 68-55 Tuscaloosa, Ala.  
Feb. 25, 1995 W 76-55 Starkville, Miss.  
Jan. 13, 1996 W 97-64 Tuscaloosa, Ala.  
Jan. 10, 1997 W 72-52 Starkville, Miss.  
Jan. 18, 1998 W 85-69 Tuscaloosa, Ala.  
Jan. 17, 1999 W 75-59 Starkville, Miss.  
Jan. 23, 2000 L 85-65 Tuscaloosa, Ala.  
Jan. 21, 2001 W 65-62 Starkville, Miss.  
Feb. 7, 2002 W 92-86 Tuscaloosa, Ala.

Jan. 30, 2003 L 72-56 Starkville, Miss.  
Jan. 25, 2004 L 65-57 Tuscaloosa, Ala.  
Feb. 29, 2004 L 81-78<sup>OT</sup> Starkville, Miss.  
Jan. 13, 2005 L 84-77 Starkville, Miss.  
Jan. 30, 2005 W 72-61 Tuscaloosa, Ala.  
Feb. 12, 2006 W 61-59 Starkville, Miss.  
Feb. 22, 2007 L 89-70 Tuscaloosa, Ala.  
Jan. 31, 2008 L 72-59 Starkville, Miss.  
March 1, 2009 L 67-49 Tuscaloosa, Ala.  
Feb. 4, 2010 L 77-44 Starkville, Miss.  
Feb 25, 2010 L 71-47 Tuscaloosa, Ala.  
Feb. 3, 2011 W 66-61 Starkville, Miss.  
Feb. 24, 2011 L 68-55 Tuscaloosa, Ala.  
Jan. 12, 2012 L 66-61 Tuscaloosa, Ala.  
Feb. 21, 2013 L 51-75 Starkville, Miss.  
March 6, 2013 W 63-36 Duluth, Ga.

**MISSISSIPPI VALLEY STATE 2-0**

Jan. 8, 1992 W 92-61 Itta Bena, Miss.  
Feb. 24, 1992 W 110-51 Tuscaloosa, Ala.

**MISSISSIPPI UNIVERSITY FOR WOMEN 2-0**

Feb. 14, 1980 W 76-71 Tuscaloosa, Ala.  
Feb. 3, 1981 W 75-62 Columbus, Miss.

**MISSOURI 1-3**

Jan. 7, 1981 L 69-67 Tuscaloosa, Ala.  
March 13, 2002 W 68-67 Columbia, Mo.  
Nov. 24, 2006 L 78-70 Moraga, Calif.  
March 3, 2013 L 64-88 Tuscaloosa, Ala.

**MISSOURI-KANSAS CITY 1-0**

Dec. 20, 1999 W 84-69 Moraga, Calif.

**MISSOURI STATE 1-0**

Dec. 30, 1985 W 86-53 Tuscaloosa, Ala.

**MONTEVALLO 5-0**

Jan. 8, 1975 W 64-51 Montevallo, Ala.  
Jan. 13, 1976 W 65-46 Montevallo, Ala.  
Feb. 9, 1976 W 106-64 Tuscaloosa, Ala.  
Dec. 11, 1977 W 77-31 Montevallo, Ala.  
Dec. 19, 1987 W 86-62 Tuscaloosa, Ala.

**MORGAN STATE 1-0**

Dec. 8, 1990 W 77-42 Radford, Va.

**MOUNT ST. MARY'S 1-0**

March 16, 1995 W 82-55 Tuscaloosa, Ala.

**NEBRASKA 0-1**

Nov. 16, 1997 L 74-66 Lincoln, Neb.

**NEVADA 2-0**

Jan. 3, 1987 W 67-66 Reno, Nev.  
Nov. 26, 2005 W 76-46 St. Thomas

**NEW MEXICO STATE 1-1**

Dec. 31, 1987 L 102-81 Las Cruces, N.M.  
Nov. 27, 1998 W 77-31 Chicago, Ill.

**NICHOLLS STATE 0-1**

Nov. 12, 2011 L 72-51 Tuscaloosa, Ala.

**NEW ORLEANS 1-1**

Jan. 15, 1990 W 67-57 Tuscaloosa, Ala.

# RECORDS & HISTORY

## ALL-TIME SERIES RESULTS

Dec. 17, 1990 L 67-55 New Orleans, La.

### NORTH ALABAMA 5-0

Feb. 3, 1975 W 80-52 Florence, Ala.  
 Feb. 21, 1975 W 52-51 Auburn, Ala.  
 Jan. 30, 1976 W 72-43 Tuscaloosa, Ala.  
 Jan. 10, 1986 W 85-54 Florence, Ala.  
 Dec. 15, 1988 W 98-59 Tuscaloosa, Ala.

### NORTH CAROLINA 3-6

Jan. 21, 1978 W 77-72 Lexington, Ky.  
 Jan. 3, 1983 L 77-66 Tuscaloosa, Ala.  
 Dec. 3, 1983 W 81-69 Chapel Hill, N.C.  
 Dec. 10, 1988 L 75-71 Huntington, W.Va.  
 March 21, 1993 L 74-73<sup>OT</sup> Chapel Hill, N.C.  
 Dec. 30, 1993 L 89-83 Orlando, Fla.  
 Dec. 20, 1996 W 88-74 Myrtle Beach, S.C.  
 Dec. 20, 1998 L 90-75 Myrtle Beach, S.C.  
 March 14, 1999 L 70-56 Chapel Hill, N.C.

### N.C. STATE 3-1

Dec. 4, 1983 W 80-72 Chapel Hill, N.C.  
 March 17, 1996 W 88-68 Tuscaloosa, Ala.  
 Nov. 30, 1996 L 91-81 Puerto Rico  
 Nov. 17, 2010 W 95-84 Tuscaloosa, Ala.

### NORTH DAKOTA STATE 1-1

Dec. 20, 2005 L 68-56 Fargo, N.D.  
 Dec. 30, 2006 W 78-53 Tuscaloosa, Ala.

### NORTH GEORGIA 0-1

Feb. 7, 1975 L 70-57 Troy, Ala.

### NORTHERN IOWA 1-0

Nov. 29, 2008 W 76-56 Reno, Nev.

### NORTH TEXAS 1-1

Dec. 7, 2011 L 69-63 Denton, Texas  
 Nov. 19, 2012 W 88-83<sup>30T</sup> Tuscaloosa, Ala.

### NORTHWESTERN 1-1

Dec. 7, 1985 L 66-58 Evanston, Ill.  
 March 20, 2011 W 72-70 Evanston, Ill.

### NORTHWESTERN STATE 7-0

Dec. 10, 1982 W 74-67 Ruston, La.  
 Jan. 2, 1987 W 94-92 Reno, Nev.  
 Jan. 16, 1996 W 74-69 Natchitoches, La.  
 Jan. 20, 1998 W 74-68 Natchitoches, La.  
 Nov. 13, 1998 W 93-65 Tuscaloosa, Ala.  
 Dec. 6, 2009 W 61-56 Tuscaloosa, Ala.  
 Nov. 18, 2011 W 78-52 Tuscaloosa, Ala.

### NOTRE DAME 3-1

Jan. 16, 1983 W 71-56 Notre Dame, Ind.  
 Feb. 13, 1985 W 67-62 Tuscaloosa, Ala.  
 Dec. 3, 1994 W 105-87 Irvine, Calif.  
 March 22, 1997 L 87-71 Columbia, S.C.

### OKLAHOMA 1-0

Dec. 28, 1995 W 71-62 Nassau, Bahamas

### OKLAHOMA STATE 0-1

Dec. 21, 2000 L 58-54<sup>OT</sup> Nassau, Bahamas

### OLD DOMINION 1-1

Dec. 5, 1998 W 79-68 Richmond, Va.  
 Nov. 24, 2011 L 77-76 St. Thomas, U.S.V.I.

### ORAL ROBERTS 4-0

Feb. 20, 1992 W 100-75 Tuscaloosa, Ala.  
 Feb. 25, 1993 W 122-52 Tuscaloosa, Ala.  
 Jan. 2, 1997 W 70-65 Tuscaloosa, Ala.  
 Jan. 17, 1997 W 101-67 Tulsa, Okla.

### OREGON 1-1

Nov. 29, 1979 L 94-73 Ruston, La.  
 Dec. 17, 1984 W 86-56 Portland, Ore.

### OREGON STATE 1-1

Dec. 18, 1984 L 59-57 Portland, Ore.  
 March 13, 1994 W 96-86 Tuscaloosa, Ala.

### PENN STATE 2-1

March 26, 1994 W 96-82 Austin, Texas  
 Dec. 19, 1996 W 68-47 Myrtle Beach, S.C.  
 Dec. 6, 1998 L 77-73 Richmond, Va.

### PENSACOLA JUNIOR COLLEGE 1-0

Feb. 7, 1975 W 57-48 Troy, Ala.

### PEPPERDINE 0-1

Nov. 24, 2001 L 81-79 Malibu, Calif.

### PORTLAND 1-0

Dec. 16, 1984 W 90-72 Portland, Ore.

### PRESBYTERIAN 2-0

Dec. 21, 2009 W 71-38 Tuscaloosa, Ala.  
 Dec. 19, 2011 W 65-47 Tuscaloosa, Ala.

### PROVIDENCE 2-1

Dec. 2, 2001 L 78-75 Providence, R.I.  
 Dec. 3, 2002 W 72-56 Tuscaloosa, Ala.  
 Nov. 27, 2010 W 82-80<sup>30T</sup> Freeport, Bahamas

### PUERTO RICO-MAYAGUEZ 1-0

Nov. 29, 1996 W 88-32 Mayaguez, Puerto Rico

### QUEENS COLLEGE 1-0

Dec. 29, 1983 W 113-47 Flushing, N.Y.

### RICHMOND 1-0

Dec. 3, 1995 W 85-57 Richmond, Va.

### ST. FRANCIS 1-0

March 4, 1997 W 94-50 Miami, Fla.

### ST. JOHN'S 1-2

Dec. 28, 1983 L 75-73 Flushing, N.Y.  
 Dec. 30, 1988 L 65-54 Jamaica, N.Y.  
 Nov. 19, 1999 W 77-50 East Lansing, Mich.

### ST. JOSEPH'S 3-1

Dec. 5, 1987 W 80-69 Charlottesville, Va.  
 Dec. 30, 1992 W 71-64 Philadelphia, Pa.  
 March 16, 1997 W 61-52 Tuscaloosa, Ala.  
 Dec. 29, 1997 L 74-69<sup>OT</sup> Philadelphia, Pa.

### ST. MARY'S 3-0

Nov. 23, 1983 W 85-47 Moraga, Calif.

Dec. 21, 1999 W 61-59 Moraga, Calif.

Dec. 9, 2007 W 66-56 Tuscaloosa, Ala.

### ST. PETER'S 3-0

Dec. 30, 1998 W 65-56 Jersey City, N.J.  
 Dec. 31, 2000 W 86-77 OT Jersey City, N.J.  
 Dec. 30, 2002 W 62-57 Jersey City, N.J.

### SAM HOUSTON STATE 1-0

Dec. 7, 2008 W 90-50 Tuscaloosa, Ala.

### SAMFORD 7-2

Dec. 2, 1997 W 104-43 Tuscaloosa, Ala.  
 Nov. 19, 1998 W 96-52 Birmingham, Ala.  
 Nov. 23, 1999 W 88-51 Tuscaloosa, Ala.  
 Nov. 17, 2000 W 53-46 Birmingham, Ala.  
 Nov. 16, 2001 W 96-44 Tuscaloosa, Ala.  
 Nov. 22, 2002 W 68-46 Birmingham, Ala.  
 Nov. 10, 2006 W 62-53 Tuscaloosa, Ala.  
 Nov. 13, 2007 L 48-46 Birmingham, Ala.  
 Nov. 18, 2008 L 61-55 Tuscaloosa, Ala.

### SAN DIEGO STATE 0-1

Dec. 28, 1994 L 79-76 Jamaica, N.Y.

### SAN FRANCISCO 1-0

Nov. 24, 1990 W 76-61 Las Vegas, Nev.

### SANTA CLARA 2-0

Dec. 29, 2003 W 77-65 Santa Clara, Calif.  
 Nov. 21, 2005 W 77-71 Tuscaloosa, Ala.

### SAVANNAH STATE 2-0

March 10, 1977 W 65-64 Cleveland, Miss.  
 Dec. 2, 2006 W 102-48 Tuscaloosa, Ala.

### SETON HALL 1-0

Nov. 25, 2011 W 62-56<sup>OT</sup> St. Thomas, U.S.V.I.

### SOUTH ALABAMA 21-4

Jan. 20, 1975 W 70-40 Mobile, Ala.  
 Feb. 11, 1975 W 79-58 Tuscaloosa, Ala.  
 Feb. 14, 1977 W 77-44 Tuscaloosa, Ala.  
 Feb. 21, 1977 W 90-58 Tuscaloosa, Ala.  
 Jan. 16, 1978 W 76-50 Mobile, Ala.  
 Feb. 6, 1978 W 91-50 Tuscaloosa, Ala.  
 Feb. 24, 1978 W 96-61 Jacksonville, Ala.  
 Nov. 20, 1978 W 66-46 Mobile, Ala.  
 Jan. 25, 1979 W 97-78 Tuscaloosa, Ala.  
 Jan. 28, 1980 L 72-56 Mobile, Ala.  
 Feb. 22, 1980 L 64-54 Cleveland Miss.  
 Jan. 24, 1981 W 78-68 Tuscaloosa, Ala.  
 Feb. 27, 1981 W 69-56 Troy, Ala.  
 Dec. 7, 1981 W 79-48 Tuscaloosa, Ala.  
 Jan. 15, 1982 W 70-56 Mobile, Ala.  
 Jan. 12, 1983 W 81-56 Tuscaloosa, Ala.  
 Feb. 3, 1983 W 80-63 Mobile, Ala.  
 Jan. 18, 1993 W 94-65 Mobile, Ala.  
 Jan. 26, 1994 W 92-54 Tuscaloosa, Ala.  
 Dec. 1, 1998 W 96-55 Mobile, Ala.  
 Nov. 30, 1999 W 82-54 Tuscaloosa, Ala.  
 Nov. 28, 2000 W 53-46 Mobile, Ala.  
 Dec. 9, 2001 W 63-61 Tuscaloosa, Ala.  
 Dec. 18, 2002 L 79-57 Mobile, Ala.  
 Dec. 30, 2005 L 56-48 Mobile, Ala.



## ALL-TIME SERIES RESULTS

### SOUTH CAROLINA 15-18

Feb. 10, 1979	L	80-62	Columbia, S.C.
Jan. 30, 1980	L	58-47	Tuscaloosa, Ala.
Jan. 20, 1982	W	59-55	Tuscaloosa, Ala.
March 16, 1988	L	77-63	Columbia, S.C.
Jan. 11, 1992	W	80-74	Columbia, S.C.
Jan. 9, 1993	W	87-67	Tuscaloosa, Ala.
Jan. 22, 1994	W	94-77	Columbia, S.C.
Jan. 22, 1995	W	85-62	Tuscaloosa, Ala.
Feb. 22, 1996	W	75-68 <sup>OT</sup>	Columbia, S.C.
Feb. 9, 1997	W	87-38	Tuscaloosa, Ala.
Jan. 4, 1998	W	64-54	Columbia, S.C.
Feb. 27, 1998	W	92-72	Columbus, Ga.
Feb. 7, 1999	W	87-73	Tuscaloosa, Ala.
Feb. 25, 1999	W	82-71	Chattanooga, Tenn.
Feb. 17, 2000	W	69-67	Columbia, S.C.
Jan. 14, 2001	L	82-67	Tuscaloosa, Ala.
Feb. 14, 2002	L	69-54	Columbia, S.C.
Feb. 9, 2003	L	48-34	Tuscaloosa, Ala.
Jan. 11, 2004	W	74-71	Tuscaloosa, Ala.
Feb. 12, 2004	L	77-51	Columbia, S.C.
Jan. 20, 2005	W	75-62	Tuscaloosa, Ala.
Feb. 20, 2005	L	66-57	Columbia, S.C.
Jan. 22, 2006	L	68-47	Tuscaloosa, Ala.
Jan. 14, 2007	L	95-35	Columbia, S.C.
Jan. 10, 2008	W	65-54	Tuscaloosa, Ala.
Feb. 15, 2009	L	68-57	Columbia, S.C.
Jan. 10, 2010	L	80-68	Tuscaloosa, Ala.
Jan. 23, 2011	L	59-48	Columbia, S.C.
Jan 1, 2012	L	68-42	Columbia, S.C.
Feb. 19, 2012	L	69-55	Tuscaloosa, Ala.
March 1, 2012	L	57-38	Nashville, Tenn.
Feb. 7, 2013	L	53-65	Tuscaloosa, Ala.
March 7, 2013	L	35-77	Duluth, Ga.

### SOUTH DAKOTA STATE 0-3

Jan. 5, 2005	L	86-83	Tuscaloosa, Ala.
Dec. 18, 2005	L	78-69	Brookings, S.D.
Dec. 28, 2006	L	65-54	Tuscaloosa, Ala.

### SOUTHEASTERN LOUISIANA 8-2

Jan. 4, 1981	L	66-65	Hammond, La.
Jan. 2, 1990	L	62-61	Hammond, La.
Feb. 26, 1991	W	77-57	Tuscaloosa, Ala.
Dec. 10, 2005	W	59-54	Tuscaloosa, Ala.
Nov. 19, 2006	W	60-57	Tuscaloosa, Ala.
Jan. 5, 2008	W	61-51	Tuscaloosa, Ala.
Jan. 3, 2009	W	59-48	Hammond, La.
Nov. 24, 2010	W	68-55	Tuscaloosa, Ala.
Dec. 2, 2011	W	69-56	Tuscaloosa, Ala.
Nov. 25, 2012	W	97-62	Tuscaloosa, Ala.

### SOUTHERN 3-0

Jan. 5, 1985	W	85-60	Tuscaloosa, Ala.
Dec. 1, 1989	W	91-40	Houston, Texas
Dec. 29, 2005	W	66-51	Mobile, Ala.

### SOUTHERN METHODIST 1-0

Dec. 21, 2001	W	85-69	Cancun, Mexico
---------------	---	-------	----------------

### SOUTHERN MISSISSIPPI 3-3

Dec. 6, 1980	L	75-73	Hattiesburg, Miss.
Feb. 11, 1982	L	71-60	Tuscaloosa, Ala.
Dec. 20, 1987	W	88-76	Tuscaloosa, Ala.
Dec. 3, 1988	L	84-79	Hattiesburg, Miss.
Dec. 30, 2009	W	87-61	Tuscaloosa, Ala.

Dec. 28, 2010	W	88-78	Hattiesburg, Miss.
---------------	---	-------	--------------------

### STANFORD 0-2

March 23, 1996	L	78-76 <sup>OT</sup>	Seattle, Wash.
Nov. 17, 1997	L	74-65	Palo Alto, Calif.

### STEPHEN F. AUSTIN 4-1

Feb. 8, 1985	W	78-57	Nacogdoches, Texas
Jan. 4, 1986	W	88-36	Tuscaloosa, Ala.
Dec. 6, 1986	W	75-68	Nacogdoches, Texas
Dec. 17, 1997	L	89-87	Las Cruces, N.M.
Nov. 30, 2002	W	69-56	San Antonio, Texas

### STILLMAN 2-0

Dec. 3, 1975	W	61-30	Tuscaloosa, Ala.
Jan. 12, 1976	W	80-55	Tuscaloosa, Ala.

### TALLADEGA 4-6

Jan. 14, 1975	L	90-66	Tuscaloosa, Ala.
Jan. 28, 1975	L	80-51	Talladega, Ala.
Jan. 24, 1976	L	107-55	Talladega, Ala.
Feb. 7, 1976	L	86-76	Tuscaloosa, Ala.
March 1, 1976	L	105-77	Troy, Ala.
Jan. 29, 1977	W	97-76	Tuscaloosa, Ala.
Feb. 18, 1977	L	72-69	Talladega, Ala.
Jan. 14, 1978	W	75-55	Tuscaloosa, Ala.
Feb. 18, 1978	W	57-48	Talladega, Ala.
Feb. 25, 1978	W	81-61	Jacksonville, Ala.

### TENNESSEE 2-46

Jan. 22, 1977	L	83-57	Knoxville, Tenn.
Feb. 11, 1978	L	72-53	Tuscaloosa, Ala.
Jan. 17, 1979	L	85-52	Knoxville, Tenn.
Jan. 10, 1980	L	88-68	Tuscaloosa, Ala.
Nov. 28, 1980	L	74-62	Orlando, Fla.
Jan. 30, 1981	W	77-71	Baton Rouge, La.
Feb. 8, 1981	L	68-54	Knoxville, Tenn.
March 4, 1983	L	91-73	Knoxville, Tenn.
March 3, 1984	W	85-66	Athens, Ga.
March 23, 1984	L	65-58	Knoxville, Tenn.
Jan. 18, 1986	L	89-71	Knoxville, Tenn.
Feb. 26, 1987	L	108-77	Tuscaloosa, Ala.
Jan. 23, 1988	L	97-70	Knoxville, Tenn.
Feb. 26, 1989	L	81-65	Tuscaloosa, Ala.
March 4, 1989	L	89-61	Albany, Ga.
Feb. 24, 1990	L	80-65	Knoxville, Tenn.
Jan. 9, 1991	L	86-61	Tuscaloosa, Ala.
Jan. 26, 1992	L	82-72	Knoxville, Tenn.
Jan. 23, 1993	L	86-74	Tuscaloosa, Ala.
Feb. 5, 1994	L	85-69	Knoxville, Tenn.
March 6, 1994	L	72-56	Chattanooga, Tenn.
Feb. 7, 1995	L	95-44	Tuscaloosa, Ala.
March 5, 1995	L	84-70	Chattanooga, Tenn.
Jan. 28, 1996	L	81-69	Knoxville, Tenn.
March 4, 1996	L	64-60	Chattanooga, Tenn.
Jan. 26, 1997	L	63-60	Tuscaloosa, Ala.
Feb. 1, 1998	L	73-68	Knoxville, Tenn.
March 1, 1998	L	67-63	Columbus, Ga.
Jan. 31, 1999	L	85-73	Tuscaloosa, Ala.
Feb. 27, 1999	L	80-69	Chattanooga, Tenn.
Feb. 6, 2000	L	65-47	Knoxville, Tenn.
Feb. 4, 2001	L	97-75	Tuscaloosa, Ala.
March 2, 2001	L	82-52	Memphis, Tenn.
Jan. 20, 2002	L	82-57	Knoxville, Tenn.
Jan. 16, 2003	L	88-45	Tuscaloosa, Ala.
Jan. 18, 2004	L	72-51	Knoxville, Tenn.

Feb. 27, 2005	L	94-81	Tuscaloosa, Ala.
Jan. 29, 2006	L	89-54	Knoxville, Tenn.
Feb. 19, 2006	L	82-65	Tuscaloosa, Ala.
Jan. 3, 2007	L	72-36	Knoxville, Tenn.
Jan. 28, 2007	L	80-51	Tuscaloosa, Ala.
Feb. 21, 2008	L	85-58	Tuscaloosa, Ala.
Feb. 12, 2009	L	80-61	Knoxville, Tenn.
March 5, 2009	L	68-49	North Little Rock, Ark.
Feb. 18, 2010	L	74-67	Tuscaloosa, Ala.
Jan. 6, 2011	L	110-45	Knoxville, Tenn.
Jan. 26, 2012	L	86-56	Tuscaloosa, Ala.
Jan. 20, 2013	L	69-96	Knoxville, Tenn.

### TENNESSEE STATE 7-0

Nov. 19, 1984	W	91-46	Tuscaloosa, Ala.
Nov. 22, 1985	W	89-81	Nashville, Tenn.
Jan. 9, 1987	W	84-28	Tuscaloosa, Ala.
Nov. 27, 1987	W	103-56	Nashville, Tenn.
Nov. 29, 1988	W	107-43	Tuscaloosa, Ala.
March 4, 1995	W	94-60	Tuscaloosa, Ala.
Nov. 12, 2010	W	82-55	Tuscaloosa, Ala.

### TENNESSEE TECH 5-3

Dec. 17, 1988	L	66-57	Tuscaloosa, Ala.
Feb. 5, 1990	L	74-63	Cookeville, Tenn.
March 18, 1992	W	100-87	Tuscaloosa, Ala.
Dec. 15, 2003	W	83-61	Tuscaloosa, Ala.
Dec. 11, 2004	W	62-59	Cookeville, Tenn.
Nov. 17, 2006	W	71-56	Tuscaloosa, Ala.
Nov. 30, 2007	L	53-47	Cookeville, Tenn.
Nov. 13, 2009	W	73-68	Corpus Christi, Texas

### TEXAS 0-2

Nov. 26, 1983	L	82-56	Austin, Texas
Dec. 7, 1984	L	85-53	Las Vegas, Nev.

### TEXAS PAN-AMERICAN 1-0

Nov. 26, 1988	W	88-29	Norman, Okla.
---------------	---	-------	---------------

### TCU 1-0

Dec. 29, 1998	W	92-71	Jersey City, N.J.
---------------	---	-------	-------------------

### TEXAS A&M 0-1

Jan. 3, 2013	L	52-91	College Station, Texas
--------------	---	-------	------------------------

### TEXAS A&M-CORPUS CHRISTI 0-1

Nov. 14, 2010	L	96-90 <sup>OT</sup>	Corpus Christi, Texas
---------------	---	---------------------	-----------------------

### TEXAS-ARLINGTON 1-0

Dec. 10, 1994	W	99-62	Arlington, Texas
---------------	---	-------	------------------

### TEXAS-SAN ANTONIO 3-0

Dec. 5, 1986	W	77-72	Nacogdoches, Texas
Nov. 29, 2002	W	61-55	San Antonio, Texas
Dec. 5, 2003	W	76-63	Tuscaloosa, Ala.

### TEXAS TECH 1-2

Dec. 9, 1986	L	94-89 <sup>2OT</sup>	Tuscaloosa, Ala.
Jan. 2, 1988	L	74-64	Lubbock, Texas
March 25, 1994	W	73-68	Austin, Texas

### TOLEDO 0-1

March 22, 2011	L	74-59	Toledo, Ohio
----------------	---	-------	--------------

### TROY 16-3

Dec. 7, 1974	W	79-64	Athens, Ala.
--------------	---	-------	--------------

# RECORDS & HISTORY

## ALL-TIME SERIES RESULTS

Jan. 17, 1975	L	74-71	Troy, Ala.
Feb. 8, 1975	L	82-81	Troy, Ala.
Feb. 17, 1975	W	74-61	Tuscaloosa, Ala.
Jan. 7, 1978	W	73-47	Troy, Ala.
Jan. 10, 1979	L	80-65	Tuscaloosa, Ala.
Nov. 27, 1979	W	90-72	Tuscaloosa, Ala.
Feb. 10, 1981	W	81-69	Troy, Ala.
Nov. 18, 1982	W	81-60	Tuscaloosa, Ala.
Jan. 26, 1983	W	78-57	Troy, Ala.
Nov. 28, 1983	W	68-47	Tuscaloosa, Ala.
Nov. 17, 1984	W	78-55	Tuscaloosa, Ala.
Jan. 30, 1985	W	76-68	Troy, Ala.
Dec. 14, 1985	W	70-47	Troy, Ala.
Dec. 13, 1986	W	85-64	Troy, Ala.
Jan. 12, 1994	W	119-43	Troy, Ala.
Feb. 28, 1994	W	101-66	Tuscaloosa, Ala.
Nov. 20, 2001	W	101-58	Tuscaloosa, Ala.
Dec. 15, 2012	W	80-71	Troy, Ala.

### TULANE 7-3

Dec. 10, 1982	W	66-58	Ruston, La.
Jan. 4, 1989	W	80-64	Tuscaloosa, Ala.
Jan. 22, 1989	W	69-67	New Orleans, La.
Jan. 3, 1990	W	71-63	New Orleans, La.
Nov. 22, 1991	W	81-58	New Orleans, La.
Jan. 26, 1993	W	90-74	Tuscaloosa, Ala.
Dec. 2, 1999	L	81-69	New Orleans, La.
Nov. 22, 2000	W	64-63	Tuscaloosa, Ala.
Dec. 9, 2006	L	83-68	New Orleans, La.
Nov. 10, 2007	L	64-56	Tuscaloosa, Ala.

### TUSKEGEE 3-2

Feb. 1, 1975	W	62-58	Tuscaloosa, Ala.
Jan. 17, 1976	W	101-40	Tuscaloosa, Ala.
Nov. 14, 1977	L	83-80	Tuskegee, Ala.
Nov. 29, 1978	L	76-72	Tuscaloosa, Ala.
Nov. 30, 1990	W	106-41	Birmingham, Ala.

### UAB 14-7

Dec. 18, 1978	L	86-82	Birmingham, Ala.
Jan. 27, 1979	W	95-89	Tuscaloosa, Ala.
Feb. 23, 1979	W	69-68 <sup>OT</sup>	Troy, Ala.
Dec. 8, 1979	W	75-65	Birmingham, Ala.
Jan. 17, 1980	L	72-69	Tuscaloosa, Ala.
Feb. 23, 1980	L	70-62	Cleveland, Miss.
Dec. 17, 1980	W	77-76	Birmingham, Ala.
Jan. 26, 1980	W	91-81	Tuscaloosa, Ala.
Nov. 24, 1981	L	74-71	Tuscaloosa, Ala.
Jan. 25, 1982	L	75-59	Birmingham, Ala.
Jan. 6, 1986	W	88-58	Birmingham, Ala.
Feb. 17, 1986	W	82-69	Tuscaloosa, Ala.
Nov. 29, 1986	W	76-49	Atlanta, Ga.
Jan. 29, 1987	W	79-58	Tuscaloosa, Ala.
Dec. 13, 1987	W	76-67	Birmingham, Ala.
Dec. 13, 1989	W	65-60	Tuscaloosa, Ala.
Jan. 7, 1991	W	84-70	Birmingham, Ala.
Dec. 13, 1998	W	97-80	Birmingham, Ala.
March 18, 2001	L	84-72	Birmingham, Ala.
Dec. 7, 2004	W	74-55	Tuscaloosa, Ala.
Dec. 6, 2005	L	70-62	Birmingham, Ala.

### UCF 5-0

Feb 5, 1995	W	95-63	Tuscaloosa, Ala.
Nov. 24, 1995	W	87-58	Tuscaloosa, Ala.
Dec. 19, 2003	W	63-41	Orlando, Fla.
Dec. 3, 2008	W	67-53	Tuscaloosa, Ala.

Dec. 14, 2009	W	64-62	Orlando, Fla.
---------------	---	-------	---------------

### UCLA 1-0

March 15, 1998	W	75-74	Tuscaloosa, Ala.
----------------	---	-------	------------------

### UNION 2-0

Feb. 15, 1988	W	84-78	Tuscaloosa, Ala.
Jan. 17, 1989	W	83-57	Jackson, Tenn.

### UNC ASHEVILLE 1-0

Dec. 29, 1994	W	119-46	Jamaica, N.Y.
---------------	---	--------	---------------

### UNC GREENSBORO 2-0

Dec. 21, 1995	W	89-62	Burlington, Vt.
March 13, 1998	W	94-46	Tuscaloosa, Ala.

### UNLV 0-1

Nov. 23, 1990	L	80-62	Las Vegas, Nev.
---------------	---	-------	-----------------

### UPPER IOWA 1-0

Jan. 3, 1980	W	77-41	Miami, Fla.
--------------	---	-------	-------------

### VALDOSTA STATE 0-5

March 12, 1977	L	99-85	Cleveland, Miss.
Nov. 17, 1977	L	74-72	Valdosta, Ga.
Feb. 5, 1979	L	96-87	Tuscaloosa, Ala.
March 8, 1979	L	80-68	Auburn, Ala.
Jan. 7, 1980	L	74-65	Valdosta, Ga.

### VANDERBILT 11-29

March 2, 1978	W	88-69	Starkville, Miss.
Jan. 6, 1979	W	88-66	Starkville, Miss.
Jan. 15, 1979	W	72-67	Tuscaloosa, Ala.
Feb. 12, 1979	L	82-74	Nashville, Tenn.
Feb. 7, 1980	W	69-53	Knoxville, Tenn.
Nov. 19, 1980	W	96-73	Tuscaloosa, Ala.
Jan. 16, 1984	L	84-74	Nashville, Tenn.
March 4, 1984	W	83-73	Athens, Ga.
Feb. 24, 1985	L	87-85 <sup>OT</sup>	Tuscaloosa, Ala.
Jan. 23, 1986	L	84-75	Nashville, Tenn.
Jan. 11, 1987	L	90-84	Tuscaloosa, Ala.
Feb. 18, 1988	L	71-65	Nashville, Tenn.
Feb. 4, 1989	L	91-79	Tuscaloosa, Ala.
Feb. 3, 1990	L	98-74	Nashville, Tenn.
Jan. 12, 1991	W	73-63	Tuscaloosa, Ala.
Dec. 15, 1991	L	94-51	Nashville, Tenn.
Dec. 13, 1992	L	87-70	Tuscaloosa, Ala.
Jan. 9, 1994	L	77-73	Nashville, Tenn.
Jan. 8, 1995	W	71-63	Tuscaloosa, Ala.
Feb. 19, 1996	L	73-59	Nashville, Tenn.
Feb. 23, 1997	W	70-60	Tuscaloosa, Ala.
Feb. 22, 1998	L	81-79	Nashville, Tenn.
Feb. 21, 1999	W	102-59	Tuscaloosa, Ala.
Feb. 20, 2000	L	68-63	Tuscaloosa, Ala.
Feb. 18, 2001	L	68-56	Nashville, Tenn.
Jan. 17, 2002	L	69-46	Tuscaloosa, Ala.
Feb. 6, 2003	L	80-69	Nashville, Tenn.
Jan. 28, 2004	W	81-68	Tuscaloosa, Ala.
Feb. 24, 2005	L	64-53	Nashville, Tenn.
Feb. 2, 2006	L	65-53	Tuscaloosa, Ala.
March 2, 2006	L	84-62	North Little Rock, Ark.
Feb. 4, 2007	L	91-51	Nashville, Tenn.
Feb. 10, 2008	L	92-47	Tuscaloosa, Ala.
March 2, 2008	L	83-54	Nashville, Tenn.
Jan. 8, 2009	L	85-76	Tuscaloosa, Ala.
Feb. 1, 2009	L	88-64	Nashville, Tenn.

Jan. 28, 2010	L	70-61	Nashville, Tenn.
Jan. 13, 2011	L	82-66	Tuscaloosa, Ala.
Feb. 26, 2012	L	67-54	Nashville, Tenn.
Jan. 27, 2013	L	58-67	Tuscaloosa, Ala.

### VERMONT 1-0

Dec. 22, 1995	W	73-52	Burlington, Vt.
---------------	---	-------	-----------------

### VILLANOVA 2-1

Dec. 29, 1989	L	74-69	Villanova, Pa.
Nov. 25, 1994	W	73-57	Tuscaloosa, Ala.
Dec. 30, 2001	W	70-61	Villanova, Pa.

### VIRGINIA 1-2

Dec. 4, 1987	L	81-58	Charlottesville, Va.
Nov. 25, 2005	L	69-48	St. Thomas, U.S.V.I.
Dec. 21, 2012	W	73-70 <sup>2OT</sup>	Tuscaloosa, Ala.

### VIRGINIA TECH 0-2

Dec. 7, 2003	L	68-51	Tuscaloosa, Ala.
Dec. 4, 2004	L	72-59	Blacksburg, Va.

### WASHINGTON 1-1

Nov. 27, 2004	W	76-56	Seattle, Wash.
Nov. 18, 2005	L	56-52	Tuscaloosa, Ala.

### WASHINGTON STATE 1-0

Nov. 24, 2007	W	66-37	Freeport, Bahamas
---------------	---	-------	-------------------

### WAYLAND BAPTIST 0-1

March 22, 1977	L	89-59	Amarillo, Texas
----------------	---	-------	-----------------

### WEST FLORIDA 2-0

Nov. 17, 1983	W	84-56	Pensacola, Fla.
Dec. 3, 1984	W	78-32	Tuscaloosa, Ala.

### WEST VIRGINIA 0-1

Nov. 25, 1988	L	75-66	Hattiesburg, Miss.
---------------	---	-------	--------------------

### WESTERN KENTUCKY 3-5

Jan. 23, 1976	L	58-56	Tuscaloosa, Ala.
Jan. 31, 1977	L	75-73	Bowling Green, Ky.
Jan. 9, 1983	W	82-48	Tuscaloosa, Ala.
Jan. 14, 1984	L	69-66	Bowling Green, Ky.
Nov. 30, 1987	L	66-63	Bowling Green, Ky.
Dec. 28, 1989	W	75-68	Villanova, Pa.
March 21, 1992	L	98-68	Bowling Green, Ky.
Dec. 28, 1995	W	70-64	Nassau, Bahamas

### WISCONSIN 0-1

Dec. 1, 2012	L	50-69	Madison, Wis.
--------------	---	-------	---------------

### WOFFORD 0-1

Dec. 17, 2012	L	52-58	Tuscaloosa, Ala.
---------------	---	-------	------------------

### XAVIER 3-0

Dec. 27, 1983	W	102-42	Flushing, N.Y.
Jan. 28, 1992	W	86-77	Cincinnati, Ohio
Jan. 5, 1993	W	95-76	Tuscaloosa, Ala.

### YALE 1-0

Dec. 30, 2004	W	78-60	Bethlehem, Pa.
---------------	---	-------	----------------

## YEAR-BY-YEAR RESULTS

### 1974-75

Record: 13-12

Coach: Stephanie Schleuder

Dec. 6	W	78-50	Athens !	A
Dec. 6	W	77-53	Judson !	N
Dec. 7	W	79-64	Troy !	N
Jan. 8	W	64-51	Montevallo	A
Jan. 14	L	90-66	Talladega	H
Jan. 16	W	71-63	Judson	H
Jan. 17	L	74-71	Troy	A
Jan. 20	W	70-40	South Alabama	A
Jan. 28	L	80-51	Talladega	A
Jan. 30	L	63-57	Judson	A
Feb. 1	W	48-35	Athens @	H
Feb. 1	W	62-58	Tuskegee @	H
Feb. 1	W	80-52	North Alabama	A
Feb. 3	L	70-57	North Alabama #	N
Feb. 3	W	57-48	Pensacola JC #	N
Feb. 7	L	82-81	Troy #	A
Feb. 8	W	79-58	South Alabama	H
Feb. 14	L	93-71	Auburn	A
Feb. 17	W	74-61	Troy	H
Feb. 21	W	52-51	North Alabama \$	N
Feb. 21	L	78-60	Auburn \$	A
Feb. 22	L	61-29	Judson \$	N
March 1	L	79-74	Auburn	H
March 7	L	66-65	Flagler %	N
March 7	L	103-58	Mississippi College %	N

! Athens Invitational (Athens, Ala.)

@ Alabama Invitational (Tuscaloosa, Ala.)

# Troy State Invitational (Troy, Ala.)

\$ AIAIW Championship (Auburn, Ala.)

% AIAW Region Championship (Athens, Ala.)

### 1975-76

Record: 13-9

Coach: Stephanie Schleuder

Nov. 17	L	76-54	Auburn	A
Dec. 3	W	61-30	Stillman	H
Jan. 10	W	61-57	Memphis	H
Jan. 12	W	80-55	Stillman	A
Jan. 13	W	65-46	Montevallo	A
Jan. 17	W	101-40	Tuskegee	H
Jan. 19	W	73-63	Judson	H
Jan. 23	L	58-56	Western Kentucky	H
Jan. 24	L	107-55	Talladega	A
Jan. 26	W	74-67	Alabama State	H
Jan. 30	W	72-43	North Alabama !	H
Jan. 31	L	73-66	Georgia Southern !	H
Feb. 2	L	76-66	Alabama State	A
Feb. 7	L	86-76	Talladega	H
Feb. 9	W	106-64	Montevallo	H
Feb. 13	W	80-49	Lambuth	A
Feb. 14	L	94-62	Memphis	A
Feb. 16	W	84-73	Judson	A
March 1	W	71-62	Auburn @	N
March 1	L	105-77	Talladega @	N
March 10	W	90-74	Auburn	H
March 11	L	64-56	Florida #	N

! Alabama Invitational (Tuscaloosa, Ala.)

@ AIAIW Championship (Troy, Ala.)

# AIAW Region Championship (Cleveland, Miss.)

### 1976-77

Record: 13-15

Coach: Stephanie Schleuder

Nov. 29	W	86-81	Auburn	H
Dec. 16	W	65-59	Auburn	A
Jan. 5	W	78-72	Florida	A
Jan. 7	L	78-73	Memphis	H
Jan. 8	L	81-80	LSU	H
Jan. 10	L	73-70	Mississippi	H
Jan. 15	L	110-74	Mississippi State	A
Jan. 17	W	92-74	Florida	H
Jan. 22	L	83-57	Tennessee	A
Jan. 24	W	77-62	Georgia	A
Jan. 28	W	82-79	Mississippi College	H
Jan. 29	W	97-76	Talladega	H
Jan. 31	L	75-73	Western Kentucky	A
Feb. 4	L	97-90	Mississippi College	A
Feb. 5	L	99-75	LSU	A
Feb. 7	L	76-55	Mississippi	A
Feb. 12	W	88-66	Mississippi State	H
Feb. 14	W	77-44	South Alabama	H
Feb. 18	L	72-69	Talladega	A
Feb. 19	W	95-43	Judson	H
Feb. 21	W	90-58	South Alabama	A
Feb. 24	W	81-66	Auburn !	H
March 10	W	65-64	Savannah State @	N
March 11	L	81-47	Delta State @	A
March 12	L	99-85	Valdosta State @	N
March 22	L	89-59	Wayland Baptist #	N
March 23	L	88-73	Belmont #	N
March 24	L	84-75	Indiana State #	N

! AIAIW Championship (Tuscaloosa, Ala.)

@ AIAW Region Championship (Cleveland, Miss.)

# NWIT (Amarillo, Texas)

### 1977-78

Record: 21-10

Coach: Ed Nixon

Nov. 14	L	83-80	Tuskegee	A
Nov. 17	L	74-72	Valdosta State	A
Nov. 28	L	101-65	Memphis	A
Nov. 30	W	67-50	Auburn	H
Dec. 3	W	75-69	Middle Tennessee	A
Dec. 5	L	87-70	Mississippi	H
Dec. 11	W	77-31	Montevallo	A
Dec. 19	W	68-58	Georgia State	A
Jan. 4	L	84-60	LSU	H
Jan. 7	W	73-47	Troy	A
Jan. 8	W	75-61	Mississippi State	H
Jan. 14	W	75-55	Talladega	H
Jan. 16	W	76-50	South Alabama	A
Jan. 20	W	66-62	Kentucky !	A
Jan. 21	W	77-72	North Carolina !	N
Jan. 23	W	78-56	Jacksonville State	H
Jan. 28	W	56-48	Auburn	A
Jan. 30	W	70-56	Florida	A
Feb. 4	W	60-56	Mississippi State	A

Feb. 6	W	91-50	South Alabama	H
Feb. 11	L	72-53	Tennessee	H
Feb. 13	W	73-56	Florida	H
Feb. 15	L	53-46	Mississippi	A
Feb. 18	W	57-48	Talladega	A
Feb. 20	W	87-47	Judson	A
Feb. 24	W	96-61	South Alabama @	N
Feb. 25	W	81-61	Talladega @	N
March 2	W	88-69	Vanderbilt #	N
March 3	L	73-71	Mississippi #	N
March 4	L	80-71	Florida #	N
March 9	L	74-61	Delta State \$	N

! Kentucky Invitational (Lexington, Ky.)

@ AIAIW Championship (Jacksonville, Ala.)

# Lady Bulldog Classic (Starkville, Miss.)

\$ AIAW Region III Championship (Tallahassee, Fla.)

### 1978-79

Record: 13-13

Coach: Ed Nixon

Nov. 18	L	105-57	LSU	A
Nov. 20	W	66-46	South Alabama	A
Nov. 29	L	76-72	Tuskegee	H
Dec. 4	W	90-84	Middle Tennessee	H
Dec. 18	L	86-82	UAB	A
Jan. 4	W	86-67	Auburn !	N
Jan. 5	L	100-82	Mississippi !	N
Jan. 6	W	88-66	Vanderbilt !	N
Jan. 10	L	80-65	Troy	H
Jan. 13	W	83-70	Kentucky	H
Jan. 15	W	72-67	Vanderbilt	H
Jan. 17	L	85-52	Tennessee	A
Jan. 20	L	75-64	Auburn	A
Jan. 22	L	88-80	Florida	A
Jan. 25	W	97-78	South Alabama	H
Jan. 27	W	95-89	UAB	H
Feb. 3	W	81-65	Georgia	H
Feb. 5	L	96-87	Valdosta State	H
Feb. 10	L	80-62	South Carolina	A
Feb. 12	L	82-74	Vanderbilt	A
Feb. 14	L	92-84	Georgia State	H
Feb. 17	W	62-55	Auburn	H
Feb. 19	W	72-69	Memphis	H
Feb. 23	W	69-68	UAB <sup>OT</sup> @	N
Feb. 24	W	80-72	Auburn @	N
March 8	L	80-68	Valdosta State #	N

! Lady Bulldog Classic (Starkville, Miss.)

@ AIAIW Championship (Troy, Ala.)

# AIAW Region III Championship (Auburn, Ala.)

### 1979-80

Record: 12-15

Coach: Ed Nixon

Nov. 27	W	90-72	Troy	H
Nov. 29	L	94-73	Oregon !	N
Nov. 30	L	75-72	Mississippi State !	N
Dec. 6	W	95-65	Alabama-Huntsville	H
Dec. 8	W	75-65	UAB	A
Dec. 15	W	85-79	Alabama State	A
Jan. 3	W	77-41	Upper Iowa @	N

# RECORDS & HISTORY

## YEAR-BY-YEAR RESULTS

Jan. 4	W	73-61	Miami @	A
Jan. 5	L	74-72	Edinboro @	N
Jan. 5	L	62-50	Army @	N
Jan. 7	L	74-65	Valdosta State	A
Jan. 10	L	88-68	Tennessee	H
Jan. 12	W	88-61	Florida State	H
Jan. 14	W	104-72	Alabama-Huntsville	A
Jan. 17	L	72-69	UAB	H
Jan. 19	W	85-66	Florida	N
Jan. 23	L	77-71	Auburn	A
Jan. 26	L	68-54	Arkansas	A
Jan. 28	L	72-56	South Alabama	A
Jan. 30	L	58-47	South Carolina	H
Feb. 2	L	72-70	Mississippi	A
Feb. 7	W	69-53	Vanderbilt #	N
Feb. 8	L	77-69	Kentucky #	N
Feb. 14	W	76-71	Miss. Univ. for Women	H
Feb. 16	W	79-58	LSU	H
Feb. 22	L	64-54	South Alabama §	N
Feb. 23	L	70-62	UAB §	N

! Louisiana Tech Invitational (Ruston, La.)  
 @ Miami Jamboree (Miami, Fla.)  
 # SEC Division Championship (Knoxville, Tenn.)  
 § AIAIW Championship (Cleveland, Miss.)

### 1980-81

**Record: 21-12**  
**Coach: Ann Cronic**

Nov. 19	W	96-73	Vanderbilt	H
Nov. 24	W	97-54	Belhaven	H
Nov. 28	L	74-62	Tennessee	N!
Nov. 28	L	77-76	Florida State	N!
Dec. 2	W	94-44	Alabama State	H
Dec. 6	L	75-73	Southern Mississippi	A
Dec. 15	W	89-66	Florida	H
Dec. 17	W	77-76	UAB	A
Jan. 3	L	80-68	LSU	A
Jan. 4	L	66-65	Southeastern Louisiana	A
Jan. 7	L	69-67	Missouri	H
Jan. 9	W	72-61	Georgia @	N
Jan. 10	L	79-72	Clemson @	H
Jan. 12	W	66-65	Auburn	H
Jan. 14	L	75-69	Mississippi State	H
Jan. 17	W	70-65	Arkansas	H
Jan. 22	W	80-61	Alabama-Huntsville	A
Jan. 24	W	78-68	South Alabama	H
Jan. 26	W	91-81	UAB	H
Jan. 29	W	67-54	Florida #	N
Jan. 30	W	77-71	Tennessee #	N
Jan. 31	W	80-66	Georgia #	N
Feb. 1	L	61-50	Auburn #	N
Feb. 3	W	75-62	Miss. Univ. for Women	A
Feb. 5	W	87-53	Alabama-Huntsville	H
Feb. 6	W	95-51	Freed-Hardeman	H
Feb. 8	L	68-54	Tennessee	A
Feb. 10	W	81-69	Troy	A
Feb. 14	W	95-63	Florida	N
Feb. 18	W	75-73	Mississippi State <sup>20T</sup>	A
Feb. 27	W	69-56	South Alabama §	N
Feb. 28	L	67-50	Auburn §	N
March 4	L	76-72	Mississippi College %	H

! Lady Sunshine Tournament (Orlando, Fla.)  
 @ Lady Tiger Invitational (Clemson, S.C.)  
 # SEC Championship (Baton Rouge, La.)  
 § AIAIW Championship (Troy, Ala.)  
 % AIAW Region III Championship (Tuscaloosa, Ala.)

### 1981-82

**Record: 17-11**  
**Coach: Ken Weeks**

Nov. 10	W	64-62	Belhaven	A
Nov. 19	L	85-79	Chattanooga	A
Nov. 24	L	74-71	UAB	H
Dec. 3	W	72-63	Livingston	H
Dec. 5	W	71-54	Georgia State	H
Dec. 7	W	79-48	South Alabama	H
Dec. 11	L	69-56	Memphis !	N
Dec. 12	W	93-55	Idaho State !	N
Dec. 18	W	89-59	Chattanooga	N
Jan. 4	W	75-68	Georgia State	A
Jan. 6	W	76-62	Mississippi State	A
Jan. 8	W	71-68	Charleston @	N
Jan. 9	L	63-59	Carson-Newman @	A
Jan. 11	W	93-89	Mississippi <sup>20T</sup>	H
Jan. 15	W	70-56	South Alabama	A
Jan. 16	W	59-58	Florida	N
Jan. 20	W	59-55	South Carolina	H
Jan. 22	W	85-49	Carson-Newman	H
Jan. 25	L	75-59	UAB	A
Jan. 27	L	72-56	Auburn	A
Feb. 3	W	87-65	Mississippi State	H
Feb. 6	L	65-53	Mississippi	A
Feb. 11	L	71-60	Southern Mississippi	H
Feb. 13	W	80-78	LSU	H
Feb. 16	W	69-66	Livingston	A
Feb. 20	L	76-64	LSU	A
Feb. 22	L	63-59	Auburn	H
Feb. 26	L	82-76	Kentucky #	A

! Mid America Classic (Columbia, Mo.)  
 @ Rotary Classic (Jefferson City, Tenn.)  
 # SEC Championships (Lexington, Ky.)

### 1982-83

**Record: 16-13 (2-6 SEC/Fourth-West)**  
**Coach: Ken Weeks**

Nov. 18	W	81-60	Troy	H
Nov. 23	W	63-56	Georgia Tech	H
Dec. 1	L	74-69	Memphis	A
Dec. 4	W	94-67	Georgia State	A
Dec. 6	L	73-64	Florida State	H
Dec. 9	L	83-55	Louisiana Tech !	A
Dec. 10	W	66-58	Tulane !	N
Dec. 10	W	74-67	Northwestern State !	N
Dec. 17	L	63-51	Chattanooga	H
Jan. 3	L	77-66	North Carolina	H
Jan. 5	L	60-49	Auburn	A
Jan. 9	W	82-48	Western Kentucky	H
Jan. 12	W	81-56	South Alabama	H
Jan. 14	W	82-66	DePaul	A
Jan. 16	W	71-56	Notre Dame	A
Jan. 18	L	104-77	Kentucky *	H

Jan. 22	L	77-73	LSU *	H
Jan. 24	L	76-68	Mississippi *	H
Jan. 26	W	78-57	Troy	A
Jan. 29	W	74-69	Mississippi State *	A
Feb. 3	W	80-63	South Alabama	A
Feb. 9	L	79-63	Auburn *	H
Feb. 12	W	83-56	Florida	N
Feb. 16	W	64-61	Florida State	A
Feb. 19	L	72-56	LSU *	A
Feb. 21	L	85-58	Mississippi *	A
Feb. 26	W	69-58	Mississippi State *	H
March 3	W	69-53	Florida @	N
March 4	L	91-73	Tennessee @	A

! Lady Techster Dial Classic (Ruston, La.)  
 \* Southeastern Conference game

@ SEC Championship (Knoxville, Tenn.)

### 1983-84

**Record: 23-9 (5-3 SEC/Third-West)**  
**NCAA MIDEAST REGIONAL**  
**Coach: Ken Weeks**

Nov. 17	W	84-56	West Florida	A
Nov. 23	W	85-47	St. Mary's	A
Nov. 26	L	82-56	Texas	A
Nov. 28	W	68-47	Troy	H
Nov. 30	W	79-47	Georgia Tech	H
Dec. 3	W	81-69	North Carolina	A
Dec. 4	W	80-72	N.C. State	N
Dec. 9	W	81-53	DePaul	H
Dec. 18	W	71-55	Louisville	A
Dec. 20	W	78-49	Kentucky	A
Dec. 27	W	102-42	Xavier !	N
Dec. 28	L	75-73	St. John's !	N
Dec. 29	W	113-47	Queens !	A
Jan. 5	W	65-56	Auburn	A
Jan. 7	W	95-83	Georgia State	H
Jan. 9	W	84-66	Delta State	A
Jan. 11	W	88-67	Memphis	H
Jan. 14	L	69-66	Western Kentucky	A
Jan. 16	L	84-74	Vanderbilt	A
Jan. 21	L	73-61	LSU	A
Jan. 23	L	60-52	Mississippi	A
Jan. 28	W	68-50	Mississippi State	H
Feb. 4	W	94-66	Delta State	H
Feb. 9	W	64-60	Auburn	H
Feb. 17	L	78-74	LSU	H
Feb. 20	W	80-65	Mississippi	H
Feb. 25	W	69-61	Mississippi State	A
March 3	W	85-66	Tennessee @	N
March 4	W	83-73	Vanderbilt @	N
March 5	L	74-65	Georgia @	A
March 18	W	78-70	Central Michigan #	A
March 23	L	65-58	Tennessee §	A

! Queens Holiday Classic (Flushing, N.Y.)

\* Southeastern Conference game

@ SEC Championship (Athens, Ga.)

# NCAA First Round (Mt. Pleasant, Mich.)

§ NCAA Mideast Regional (Knoxville, Tenn.)

RECORDS & HISTORY

**YEAR-BY-YEAR RESULTS**

**1984-85**

Record: 18-10 (3-5 SEC/Fourth-West)  
Coach: Ken Weeks

Nov. 17	W	78-55	Troy	H
Nov. 19	W	91-46	Tennessee State	H
Nov. 27	W	88-57	Alabama-Huntsville	A
Dec. 1	W	92-70	Mississippi College	H
Dec. 3	W	78-32	West Florida	H
Dec. 7	L	85-53	Texas !	N
Dec. 8	L	65-64	Cal State-Fullerton !	N
Dec. 16	W	90-72	Portland @	N
Dec. 17	W	86-56	Oregon @	N
Dec. 18	L	59-57	Oregon State @	N
Jan. 3	W	92-64	Chattanooga	A
Jan. 5	W	85-60	Southern University	H
Jan. 9	W	80-65	Mississippi State *	A
Jan. 12	L	76-60	Mississippi *	H
Jan. 16	L	71-53	Auburn *	A
Jan. 19	L	83-76	LSU <sup>20T</sup> *	H
Jan. 21	W	74-63	Louisville	H
Jan. 24	W	87-61	Mississippi State *	H
Jan. 26	L	66-46	Mississippi *	A
Jan. 28	W	96-71	Mississippi College	A
Jan. 30	W	76-68	Troy	A
Feb. 1	W	100-67	Georgia State	H
Feb. 6	L	87-76	LSU *	A
Feb. 8	W	76-57	Stephen F. Austin	A
Feb. 9	L	76-51	Louisiana Tech	A
Feb. 13	W	67-62	Notre Dame	H
Feb. 18	W	84-67	Auburn *	H
Feb. 24	L	87-85	Vanderbilt <sup>OT</sup> #	H

! 7-Up Desert Classic (Las Vegas, Nev.)  
@ Giusti Tournament of Champions (Portland, Ore.)  
\* Southeastern Conference  
# SEC Western Division Playoffs

**1985-86**

Record: 20-9 (3-6 SEC/Eighth)  
Coach: Lois Myers

Nov. 22	W	89-81	Tennessee State	A
Nov. 25	W	79-50	Jackson State	H
Dec. 6	W	78-69	Boston College !	N
Dec. 7	L	66-58	Northwestern !	A
Dec. 8	W	66-40	Marquette	A
Dec. 14	W	70-47	Troy	A
Dec. 18	W	80-68	Jackson State	A
Dec. 19	W	87-68	Arkansas State	A
Dec. 30	W	86-53	Missouri State	H
Jan. 2	W	57-44	Mississippi State *	A
Jan. 4	W	88-36	Stephen F. Austin	H
Jan. 6	W	88-58	UAB	A
Jan. 9	W	85-70	Alabama-Huntsville	A
Jan. 10	W	85-54	North Alabama	A
Jan. 15	L	87-86	Auburn <sup>OT</sup> *	H
Jan. 18	L	89-71	Tennessee *	A
Jan. 23	L	84-75	Vanderbilt @ *	A
Jan. 24	W	78-50	David Lipscomb	A
Jan. 26	W	83-62	Florida *	H
Jan. 29	L	76-69	Mississippi *	A
Feb. 1	W	88-69	Clemson	H

Feb. 3	W	71-58	Alcorn State	H
Feb. 5	L	73-69	Georgia *	H
Feb. 8	L	83-82	LSU *	H
Feb. 12	W	76-75	Kentucky *	H
Feb. 17	W	82-69	UAB	H
Feb. 22	L	82-77	Louisiana Tech	H
Feb. 28	W	71-57	Florida #	N
March 1	L	88-71	Georgia #	A

! Northwestern Classic (Evanston, Ill.)  
@ Held at Aquinas JC (Nashville, Tenn.)  
\* Southeastern Conference  
# SEC Tournament (Athens, Ga.)

**1986-87**

Record: 19-10 (2-7 SEC/Eighth)  
Coach: Lois Myers

Nov. 28	W	81-60	Florida A&M !	N
Nov. 29	W	76-49	UAB !	N
Nov. 30	L	78-59	Georgia !	N
Dec. 3	W	81-70	Livingston	H
Dec. 5	W	77-72	Texas-San Antonio @	N
Dec. 6	W	75-68	Stephen F. Austin @	A
Dec. 9	L	94-89	Texas Tech <sup>20T</sup>	H
Dec. 13	W	85-64	Troy	A
Dec. 18	W	102-58	Illinois-Chicago	H
Dec. 30	W	85-79	Clemson	A
Dec. 31	W	81-69	Chattanooga	A
Jan. 2	W	94-92	Northwestern State #	N
Jan. 3	W	67-66	Nevada #	N
Jan. 9	W	84-28	Tennessee State	H
Jan. 11	L	90-84	Vanderbilt *	H
Jan. 17	L	74-70	Mississippi *	H
Jan. 24	W	99-60	Mississippi College	H
Jan. 29	W	79-58	UAB	H
Feb. 1	L	77-55	Georgia *	A
Feb. 4	W	77-54	Mississippi State *	H
Feb. 7	L	89-80	Kentucky *	A
Feb. 11	W	74-64	Alcorn State	A
Feb. 15	L	81-66	LSU *	A
Feb. 21	L	78-60	Auburn *	A
Feb. 26	L	108-77	Tennessee *	H
Feb. 28	W	87-65	Florida *	H
March 2	W	83-60	Mississippi College	A
March 4	W	88-76	Mississippi State %	N
March 5	L	89-61	Auburn %	N

! Southern Invitational (Atlanta, Ga.)  
@ Ladyjack Dial Classic (Nacogdoches, Texas)  
# Nevada-Reno Wolfpack Classic (Reno, Nev.)  
\* Southeastern Conference game  
% SEC Tournament (Albany, Ga.)

**1987-88**

Record: 18-10 (5-4 SEC/Sixth)  
NCAA MIDWEST REGIONAL  
Coach: Lois Myers

Nov. 27	W	103-56	Tennessee State	A
Nov. 29	W	80-74	Arizona <sup>20T</sup> !	N
Nov. 30	L	66-63	Western Kentucky !	N
Dec. 4	L	81-58	Virginia @	N
Dec. 5	W	80-69	St. Joseph's @	N

Dec. 8	W	88-72	Livingston	A
Dec. 13	W	76-67	UAB	A
Dec. 19	W	86-62	Montevallo	H
Dec. 20	W	88-76	Southern Mississippi	H
Dec. 31	L	102-81	New Mexico State	A
Jan. 2	L	74-64	Texas Tech	A
Jan. 7	L	84-67	Georgia *	H
Jan. 13	W	74-54	Kentucky *	H
Jan. 15	W	83-64	Arkansas State	H
Jan. 20	W	81-79	LSU <sup>OT</sup> *	H
Jan. 23	L	97-70	Tennessee *	A
Jan. 27	L	88-57	Auburn *	H
Feb. 1	W	70-64	Florida State	A
Feb. 3	W	75-53	Florida *	A
Feb. 8	W	97-58	Middle Tennessee State	H
Feb. 10	W	82-63	Alcorn State	H
Feb. 13	W	77-73	Mississippi State *	A
Feb. 15	W	84-78	Union	H
Feb. 18	L	71-65	Vanderbilt *	A
Feb. 24	W	87-86	Mississippi *	A
Feb. 26	W	88-57	Alabama State	H
March 4	L	76-66	Mississippi #	N
March 16	L	77-63	South Carolina \$	A

! Bowling Green Bank Invite (Bowling Green, Ky.)  
@ Investor's Classic (Charlottesville, Va.)  
\* Southeastern Conference  
# SEC Tournament (Albany, Ga.)  
\$ NCAA Tournament, First Round (Columbia, S.C.)

**1988-89**

Record: 14-15 (1-8 SEC/10th)  
Coach: Lois Myers

Nov. 13	W	60-59	Sweden (Exh.)	H
Nov. 25	L	75-66	West Virginia !	N
Nov. 26	W	88-29	Texas Pan American !	N
Nov. 29	W	107-43	Tennessee State	H
Dec. 2	W	82-54	McNeese State @	N
Dec. 3	L	84-79	Southern Mississippi @	A
Dec. 10	L	75-71	North Carolina #	N
Dec. 11	W	77-31	American #	N
Dec. 15	W	98-59	North Alabama	H
Dec. 17	L	66-57	Tennessee Tech	H
Dec. 18	W	91-77	Alcorn State	H
Dec. 29	W	84-67	Arizona State \$	N
Dec. 30	L	65-54	St. John's \$	A
Jan. 4	W	80-64	Tulane	H
Jan. 7	L	73-58	Mississippi *	H
Jan. 11	W	73-54	Georgia Southern	H
Jan. 14	L	76-75	Florida *	A
Jan. 17	W	83-57	Union	A
Jan. 21	L	74-71	LSU *	A
Jan. 22	W	69-67	Tulane	A
Jan. 25	L	86-71	Alcorn State	A
Jan. 30	W	70-68	Florida State	H
Feb. 4	L	91-79	Vanderbilt *	H
Feb. 8	W	77-64	Mississippi State *	H
Feb. 11	L	56-55	Georgia *	A
Feb. 17	L	89-84	Kentucky *	A
Feb. 22	L	89-44	Auburn *	A
Feb. 26	L	81-65	Tennessee *	H
March 3	W	59-55	Mississippi State %	N

# RECORDS & HISTORY

## YEAR-BY-YEAR RESULTS

March 4 L 89-61 Tennessee % N

! Reser-Sooner Classic (Norman, Okla.)  
 @ Lady Golden Eagle Classic (Hattiesburg, Miss.)  
 # Lady Herd Classic (Huntington, W. Va.)  
 \$ Very Rev. Cahill C.M. Tourn. (Jamaica, N.Y.)  
 \* Southeastern Conference game  
 % SEC Tournament (Albany, Ga.)

### 1989-90

Record: 16-12 (4-5 SEC/Seventh)  
 Coach: Rick Moody

Nov. 24	W	86-59	Chattanooga !	N
Nov. 25	W	102-70	Georgia State !	A
Nov. 29	W	71-64	Lamar	A
Dec. 1	W	91-40	Southern @	N
Dec. 2	L	71-51	Houston @	A
Dec. 6	L	81-76	Florida State	H
Dec. 8	W	84-65	Arkansas State #	N
Dec. 9	W	71-67	Alcorn State #	N
Dec. 13	W	65-60	UAB	H
Dec. 16	W	60-49	Alcorn State	H
Dec. 28	W	75-68	Western Kentucky \$	N
Dec. 29	L	74-69	Villanova \$	A
Jan. 2	L	62-61	Southeast Louisiana	A
Jan. 3	W	71-63	Tulane	A
Jan. 6	L	67-41	Mississippi *	A
Jan. 9	L	70-65	Georgia *	H
Jan. 15	W	67-57	New Orleans	H
Jan. 21	W	67-66	LSU *	H
Jan. 24	W	84-71	Florida *	H
Jan. 29	L	66-49	Louisiana Tech	H
Feb. 3	L	98-74	Vanderbilt *	A
Feb. 5	L	74-63	Tennessee Tech	A
Feb. 8	W	69-63	Jacksonville State	H
Feb. 14	W	71-63	Mississippi State *	A
Feb. 17	L	74-58	Kentucky *	H
Feb. 21	W	71-68	Auburn *	H
Feb. 24	L	80-65	Tennessee *	A
March 2	L	71-45	Mississippi %	N

! Southern Invitational (Atlanta, Ga.)  
 @ Lady Cougar (Houston, Texas)  
 # Hawaiian Tropic/Shoney's Classic (Murray, Ky.)  
 \$ Havoline Wildcat Christmas Classic (Villanova, Pa.)  
 \* Southeastern Conference  
 % SEC Tournament (Albany, Ga.)

### 1990-91

Record: 17-12 (3-6 SEC/Ninth)  
 Coach: Rick Moody

Nov. 8	L	72-68	Sweden (Exh.)	H
Nov. 23	L	80-62	UNLV	A
Nov. 24	W	76-61	San Francisco !	N
Nov. 27	W	89-79	Jacksonville State	H
Nov. 30	W	106-41	Tuskegee @	N
Dec. 2	W	92-69	Auburn-Montgomery	H
Dec. 7	W	96-44	Delaware State #	N
Dec. 8	W	77-42	Morgan State #	N
Dec. 15	W	78-57	Auburn-Montgomery	A
Dec. 17	L	67-55	New Orleans	A
Dec. 20	L	72-62	Lamar \$	H

Dec. 21	W	62-21	Georgia State \$	H
Jan. 3	L	63-57	Louisiana Tech	A
Jan. 7	W	84-70	UAB	A
Jan. 9	L	86-61	Tennessee *	H
Jan. 12	W	73-63	Vanderbilt *	H
Jan. 16	L	88-65	Florida State	A
Jan. 17	W	99-71	Alabama State	A
Jan. 23	W	69-57	Mississippi State *	A
Jan. 24	W	72-65	Kentucky *	A
Feb. 2	L	77-48	Auburn *	A
Feb. 6	L	78-72	Mississippi *	H
Feb. 9	L	93-90	Florida *	A
Feb. 13	W	105-74	Alabama State	H
Feb. 16	L	78-66	LSU *	A
Feb. 20	L	83-47	Georgia *	A
Feb. 23	W	73-56	Mississippi State *	H
Feb. 26	W	77-57	Southeastern Louisiana	H
March 1	W	95-75	Florida %	N
March 2	L	78-69	Georgia %	N

! UNLV 7-Up Desert Classic (Las Vegas, Nev.)  
 @ Birmingham Civic Center (Birmingham, Ala.)  
 # Radford Invitational (Radford, Va.)  
 \$ Shoney's Classic (Tuscaloosa, Ala.)  
 \* Southeastern Conference  
 % SEC Tournament (Albany, Ga.)

### 1991-92

Record: 23-7 (7-4 SEC/Third)  
 NCAA MIDEAST REGIONAL (Second Round)  
 Coach: Rick Moody

Nov. 22	W	81-58	Tulane	A
Nov. 26	W	103-62	Alabama State	H
Nov. 29	W	118-86	Louisiana-Monroe !	N
Nov. 30	L	91-86	DePaul !	A
Dec. 2	W	83-74	Loyola-Chicago	A
Dec. 6	W	100-80	Cincinnati @	N
Dec. 7	W	101-69	Middle Tennessee @	A
Dec. 15	L	94-51	Vanderbilt *	A
Dec. 17	W	97-80	Austin Peay State	A
Dec. 19	W	86-60	Jackson State #	H
Dec. 20	W	93-80	Houston #	H
Jan. 4	L	103-101	Florida *	H
Jan. 8	W	92-61	Mississippi Valley State	A
Jan. 11	W	80-74	South Carolina *	A
Jan. 13	W	114-90	Appalachian State	A
Jan. 18	W	80-72	LSU *	H
Jan. 26	L	82-72	Tennessee *	A
Jan. 28	W	86-77	Xavier	A
Feb. 1	W	78-72	Kentucky *	H
Feb. 6	W	85-66	Alabama State	A
Feb. 8	W	69-66	Mississippi State *	H
Feb. 12	W	72-69	Auburn *	H
Feb. 15	L	72-59	Mississippi *	A
Feb. 20	W	100-75	Oral Roberts	H
Feb. 22	W	80-76	Arkansas *	A
Feb. 24	W	110-51	Mississippi Valley State	H
Feb. 29	W	105-81	Georgia *	H
March 6	L	95-87	Kentucky \$	N
March 18	W	100-87	Tennessee Tech %	H
March 21	L	98-68	Western Kentucky ^	A

! DePaul Coopers & Lybrand Classic (Chicago, Ill.)

@ MTSU Garden Plaza Classic (Murfreesboro, Tenn.)  
 # Alabama Shoney's Inn Classic (Tuscaloosa, Ala.)  
 \* Southeastern Conference  
 \$ SEC Tournament (Albany, Ga.)  
 % NCAA Mideast Subregional (Tuscaloosa, Ala.)  
 ^ NCAA Mideast Subregional (Bowling Green, Ky.)

### 1992-93

Record: 22-9 (6-5 SEC/Fifth)  
 NCAA MIDEAST REGIONAL (Second Round)  
 Coach: Rick Moody

Dec. 1	L	92-76	Athletes in Action (Exh.)	H
Dec. 4	W	91-71	Delta State !	N
Dec. 5	L	93-72	Louisiana Tech !	A
Dec. 13	L	87-70	Vanderbilt *	H
Dec. 15	W	111-79	Austin Peay	H
Dec. 18	W	117-51	Grambling State @	H
Dec. 19	L	79-68	Clemson @	H
Dec. 29	W	103-101	Georgia Tech <sup>OT</sup> #	N
Dec. 30	W	71-64	St. Joseph's #	A
Jan. 2	L	81-75	Florida *	A
Jan. 5	W	95-76	Xavier (Ohio)	H
Jan. 9	W	82-67	South Carolina *	H
Jan. 16	W	74-69	LSU *	A
Jan. 18	W	94-65	South Alabama	A
Jan. 21	W	91-69	Mercer	A
Jan. 23	L	86-74	Tennessee *	H
Jan. 26	W	90-74	Tulane	H
Jan. 31	L	77-73	Kentucky *	A
Feb. 3	W	107-64	Loyola-Chicago	H
Feb. 6	W	102-89	Mississippi State *	A
Feb. 8	W	94-64	Appalachian State	H
Feb. 13	W	93-74	Mississippi *	H
Feb. 17	L	93-67	Auburn *	A
Feb. 20	W	66-56	Arkansas *	H
Feb. 25	W	122-52	Oral Roberts	H
Feb. 28	W	67-50	Georgia *	A
March 1	W	80-57	Alabama State	A
March 5	W	106-86	LSU %	N
March 6	W	88-73	Florida %	N
March 7	L	76-72	Georgia %	N
March 17	W	102-70	Georgia Southern ^	H
March 21	L	74-73 <sup>OT</sup>	North Carolina &	A

! Louisiana Tech Dial Classic (Ruston, La.)  
 @ Alabama's Shoney's Classic (Tuscaloosa, Ala.)  
 # St. Joseph's Texaco/Hawk Classic (Philadelphia, Pa.)  
 \* Southeastern Conference  
 % SEC Tournament (Chattanooga, Tenn.)  
 ^ NCAA Mideast Subregional (Tuscaloosa, Ala.)  
 & NCAA Mideast Subregional (Chapel Hill, N.C.)

### 1993-94

Record: 26-7 (7-4 SEC/Fourth)  
 NCAA MIDWEST REGIONAL (Final Four)  
 Coach: Rick Moody

Nov. 17	W	69-63	Levski-Totel (Exh.)	H
Nov. 24	W	91-87	Athletes in Action (Exh.)	H
Nov. 26	W	82-62	Eastern Washington !	N
Nov. 27	W	99-57	Iowa State !	A
Dec. 3	W	98-31	Coppin State @	H
Dec. 4	W	81-50	Grambling State @	H

RECORDS & HISTORY

## YEAR-BY-YEAR RESULTS

Dec. 8	W	86-65	East Tennessee State	A
Dec. 11	W	99-77	Louisiana Tech	H
Dec. 29	W	107-53	Eastern Carolina #	N
Dec. 30	L	89-83	North Carolina #	N
Dec. 31	W	87-33	Florida State #	N
Jan. 5	W	70-57	Georgia *	H
Jan. 7	W	79-68	Illinois	A
Jan. 9	L	77-73	Vanderbilt *	A
Jan. 12	W	119-43	Troy	A
Jan. 16	L	80-75	Florida *	H
Jan. 18	W	101-46	Mercer	H
Jan. 22	W	94-77	South Carolina *	A
Jan. 26	W	92-54	South Alabama	H
Jan. 30	W	91-74	LSU *	H
Feb. 2	L	82-75	Arkansas *	A
Feb. 5	L	85-69	Tennessee *	A
Feb. 13	W	96-82	Kentucky *	H
Feb. 16	W	84-71	Auburn *	H
Feb. 19	W	68-55	Mississippi State *	H
Feb. 23	W	98-56	Alabama State	H
Feb. 26	W	76-64	Mississippi *	A
Feb. 28	W	101-66	Troy	H
March 4	W	86-84	Mississippi <sup>OT</sup> §	N
March 6	L	72-56	Tennessee §	N
March 13	W	96-86	Oregon State %	H
March 20	W	84-78	Iowa %	A
March 25	W	73-68	Texas Tech ^	N
March 26	W	96-82	Penn State ^	N
April 2	L	69-66	Louisiana Tech &	N

! Iowa State Cyclone Classic (Des Moines, Iowa)  
 @ Alabama's Shoney's Classic (Tuscaloosa, Ala.)  
 # UCF Holiday Classic (Orlando, Fla.)  
 \* Southeastern Conference  
 § SEC Tournament (Chattanooga, Tenn.)  
 % NCAA Midwest Subregional (Tuscaloosa, Ala.)  
 ^ Midwest Regional (Austin, Texas)  
 & NCAA Final Four (Richmond, Va.)

## 1994-95

**Record: 22-9 (7-4 SEC/T-Fourth)**  
**NCAA EAST REGIONAL (Sweet 16)**  
**Coach: Rick Moody**

Nov. 12	W	103-91	Uralmash, Russia (Exh.)	H
Nov. 22	W	67-42	Athletes in Action (Exh.)	H
Nov. 25	W	73-57	Villanova !	H
Nov. 26	W	90-70	Grambling State !	H
Dec. 2	W	74-62	Colorado State @	N
Dec. 3	W	105-87	Notre Dame @	N
Dec. 6	W	93-79	Arkansas *	H
Dec. 9	W	102-50	Lamar #	N
Dec. 10	W	99-62	Texas-Arlington #	A
Dec. 19	W	99-70	Middle Tennessee State	H
Dec. 28	L	79-76	San Diego State §	N
Dec. 29	W	119-46	UNC-Asheville §	N
Jan. 3	W	102-64	East Tennessee State	H
Jan. 5	L	75-73	Maine	A
Jan. 8	W	71-63	Vanderbilt *	H
Jan. 10	W	84-47	Illinois	H
Jan. 15	L	97-88	Florida *	A
Jan. 18	L	91-67	Georgia *	A
Jan. 22	W	85-62	South Carolina *	H
Jan. 28	L	86-70	Auburn *	A

Jan. 31	W	90-60	LSU *	A
Feb. 5	W	95-63	Central Florida	H
Feb. 7	L	95-44	Tennessee *	H
Feb. 11	L	72-56	Louisiana Tech	A
Feb. 18	W	68-62	Kentucky *	A
Feb. 25	W	76-55	Mississippi State *	A
Feb. 27	W	84-78	Mississippi *	H
March 1	W	94-60	Tennessee State	H
March 4	W	86-72	Arkansas %	N
March 5	L	84-70	Tennessee %	N
March 16	W	82-55	Mt. St. Mary's ^	H
March 18	W	121-120	Duke <sup>4OT</sup> ^	H
March 23	L	87-56	Connecticut &	A

! UA/Sheraton Capstone Inn Classic (Tuscaloosa, Ala.)  
 @ UC-Irvine Newport Marriott Classic (Irvine, Calif.)  
 # UT-Arlington Country Suites Classic (Arlington, Texas)  
 § St. Joseph's Redman Christmas Inv. (Jamaica, N.Y.)  
 \* Southeastern Conference  
 % SEC Tournament (Chattanooga, Tenn.)  
 ^ NCAA East Subregional (Tuscaloosa, Ala.)  
 & NCAA East Regional (Storrs, Conn.)

## 1995-96

**Record: 24-8 (7-4 SEC/Third)**  
**NCAA WEST REGIONAL (Sweet 16)**  
**Coach: Rick Moody**

Nov. 13	W	94-36	Victoria All-Stars (Exh.)	H
Nov. 17	W	84-80	Athletes in Action (Exh.)	H
Nov. 24	W	87-58	Central Florida !	H
Nov. 25	W	79-43	Maine !	H
Dec. 2	W	95-64	East Tennessee State	A
Dec. 3	W	85-57	Richmond @	A
Dec. 8	L	81-67	Connecticut @	N
Dec. 9	W	92-62	Jackson State #	N
Dec. 17	W	68-53	Middle Tennessee #	A
Dec. 18	L	89-83	Georgia *	H
Dec. 18	W	94-35	Bethune Cookman	H
Dec. 21	W	89-62	UNC Greensboro §	N
Dec. 22	W	73-52	Vermont §	A
Dec. 28	W	71-62	Oklahoma %	N
Dec. 28	W	70-64	Western Kentucky %	N
Jan. 4	W	92-85	Arkansas <sup>OT</sup> *	A
Jan. 7	L	65-55	Mississippi *	A
Jan. 13	W	97-64	Mississippi State *	H
Jan. 16	W	74-69	Northwestern State	A
Jan. 20	W	66-51	Kentucky *	H
Jan. 24	W	69-67	Auburn *	H
Jan. 28	L	81-69	Tennessee *	A
Jan. 31	W	105-42	Alabama State	H
Feb. 3	W	86-60	LSU *	H
Feb. 13	L	75-58	Auburn *	A
Feb. 17	W	73-54	Florida *	H
Feb. 19	L	73-59	Vanderbilt *	A
Feb. 22	W	75-68	South Carolina <sup>OT</sup> *	A
March 2	W	65-59	Auburn ^	N
March 3	W	86-70	LSU ^	N
March 4	L	64-60	Tennessee ^	N
March 15	W	95-66	Appalachian State &	H
March 17	W	88-68	N.C. State &	H
March 23	L	78-76	Stanford <sup>OT</sup> +	N

! UA Sheraton Capstone Inn Classic (Tuscaloosa, Ala.)

@ Richmond's Central Fidelity Inv. (Richmond, Va.)  
 # Garden Plaza/Lady Raider Classic (Murfreesboro, Tenn.)  
 § Vermont's Howard Bank Cl. (Burlington, Vt.)  
 % Junkanoo Shootout (Nassau, Bahamas)  
 \* Southeastern Conference  
 ^ SEC Tournament (Chattanooga, Tenn.)  
 & NCAA West Subregional (Tuscaloosa, Ala.)  
 + NCAA West Regional (Seattle, Wash.)

## 1996-97

**Record: 25-7 (10-2 SEC/Second)**  
**NCAA EAST REGIONAL (Sweet 16)**  
**Coach: Rick Moody**

Nov. 14	W	116-45	Byelorussia (Exh.)	H
Nov. 17	L	74-65	Stanford	A
Nov. 21	W	71-53	Athletes in Action (Exh.)	H
Nov. 28	W	102-74	Arizona State !	N
Nov. 29	W	88-32	Puerto Rico-Mayaguez	A
Nov. 30	L	91-81	North Carolina State	N!
Dec. 6	W	62-37	Jackson State @	H
Dec. 7	W	85-44	Lynn @	H
Dec. 18	W	89-44	Akron #	N
Dec. 19	W	68-47	Penn State #	N
Dec. 20	W	88-74	North Carolina #	N
Dec. 27	W	70-67	Grambling State §	N
Dec. 29	W	73-43	Miami §	A
Jan. 2	W	70-65	Oral Roberts	H
Jan. 5	W	88-60	Mississippi *	H
Jan. 7	W	68-65	Auburn *	A
Jan. 10	W	72-52	Mississippi State *	A
Jan. 15	W	68-64	Georgia *	A
Jan. 17	W	101-67	Oral Roberts	A
Jan. 22	W	78-62	Kentucky % *	N
Jan. 26	L	63-60	Tennessee *	H
Jan. 27	W	78-44	Jackson State	H
Feb. 1	L	84-74	LSU *	A
Feb. 6	W	102-61	Arkansas *	H
Feb. 9	W	87-38	South Carolina *	H
Feb. 11	W	89-57	Auburn *	H
Feb. 16	W	86-81	Florida *	A
Feb. 18	L	69-67	UNC-Charlotte <sup>OT</sup>	A
Feb. 23	W	70-60	Vanderbilt *	H
March 1	W	85-63	Arkansas ^	N
March 2	L	83-72	Florida ^	N
March 4	W	94-50	Saint Francis &	H
March 16	W	61-52	St. Joseph's &	H
March 22	L	87-71	Notre Dame +	N

! San Juan Shootout (Puerto Rico)  
 @ Alabama Sheraton Capstone Inn Classic (Tuscaloosa, Ala.)  
 # CellularOne Beach Classic (Myrtle Beach, S.C.)  
 § Miami's Holiday Classic (Miami, Fla.)  
 % Cincinnati, Ohio  
 \* Southeastern Conference  
 ^ SEC Tournament (Chattanooga, Tenn.)  
 & NCAA East Subregional (Tuscaloosa, Ala.)  
 + NCAA East Regional (Columbia, S.C.)

# RECORDS & HISTORY

## YEAR-BY-YEAR RESULTS

### 1997-98

Record: 24-10 (10-4 SEC/T-Second)  
NCAA MIDWEST REGIONAL (Sweet 16)  
Coach: Rick Moody

Nov. 5	W	82-55	Baltic All-Stars (Exh.)	H
Nov. 10	W	88-68	B.C. Shelen (Exh.)	H
Nov. 14	W	91-41	Furman !	H
Nov. 16	L	74-66	Nebraska !	A
Nov. 28	W	91-62	Marshall @	N
Nov. 29	L	61-58	Iowa State @	N
Nov. 30	W	77-70	Indiana @	N
Dec. 2	W	104-43	Samford	H
Dec. 6	W	94-53	Akron	H
Dec. 17	L	89-87	Stephen F. Austin #	N
Dec. 18	W	74-49	Elon #	N
Dec. 21	L	70-62	Florida *	A
Dec. 28	W	79-70	Boston College <sup>OT</sup> \$	N
Dec. 29	L	74-69	St. Joseph's <sup>OT</sup> \$	A
Jan. 4	W	82-62	South Carolina *	A
Jan. 7	W	62-46	Auburn *	H
Jan. 11	L	102-92	Arkansas <sup>OT</sup> *	A
Jan. 14	W	82-62	Mississippi *	A
Jan. 18	W	85-69	Mississippi State *	H
Jan. 20	W	74-68	Northwestern State	A
Jan. 24	W	62-56	Kentucky *	H
Jan. 29	W	67-54	LSU *	A
Feb. 1	L	73-66	Tennessee *	A
Feb. 3	W	73-51	LSU *	A
Feb. 5	W	74-50	UNC-Charlotte	H
Feb. 8	W	90-77	Georgia *	H
Feb. 11	W	62-45	Auburn *	A
Feb. 14	W	73-51	Florida *	H
Feb. 18	W	87-48	Georgia Southern	A
Feb. 22	L	81-79	Vanderbilt *	A
Feb. 27	W	92-72	South Carolina %	N
Feb. 28	W	74-61	Florida %	N
March 1	L	67-63	Tennessee %	N
March 13	W	94-46	UNC Greensboro ^	H
March 15	W	75-74	UCLA ^	H
March 21	L	71-57	Louisiana Tech &	N

! Preseason WNIT

@ Rainbow Wahine Invitational (Honolulu, Hawaii)

# L'eggs Classic (Las Cruces, N.M.)

\$ Corestates Hawk Classic (Philadelphia, Pa.)

\* Southeastern Conference

% SEC Tournament (Columbus, Ga.)

^ NCAA Midwest Subregional (Tuscaloosa, Ala.)

& NCAA Midwest Regional (Lubbock, Texas)

### 1998-99

Record: 20-11 (7-7 SEC/T-Fifth)  
NCAA MIDWEST REGIONAL (Second Round)  
Coach: Rick Moody

Nov. 6	W	107-78	Miss. All-Stars (Exh.)	H
Nov. 10	W	79-66	Athletes in Action (Exh.)	H
Nov. 13	W	93-65	Northwestern State	H
Nov. 15	W	72-40	Georgia Southern	H
Nov. 19	W	96-52	Samford	A
Nov. 27	W	77-31	New Mexico State !	N
Nov. 28	W	87-67	DePaul !	A
Dec. 1	W	96-55	South Alabama	A

Dec. 5	W	79-68	Old Dominion @	N
Dec. 6	L	77-73	Penn State @	N
Dec. 10	L	77-71	Florida *	H
Dec. 13	W	97-80	UAB #	N
Dec. 20	L	90-75	North Carolina \$	N
Dec. 29	W	92-71	TCU %	N
Dec. 30	W	65-56	St. Peter's %	A
Jan. 3	L	85-70	Georgia *	A
Jan. 7	L	73-69	Auburn *	A
Jan. 14	W	78-51	Mississippi *	H
Jan. 17	W	75-59	Mississippi State *	A
Jan. 24	L	76-72	Kentucky *	A
Jan. 28	W	71-66	LSU *	H
Jan. 31	L	85-73	Tennessee *	H
Feb. 3	L	75-50	LSU *	A
Feb. 7	W	87-73	South Carolina *	H
Feb. 11	W	72-57	Auburn *	H
Feb. 15	W	75-73	Florida *	A
Feb. 18	L	77-73	Arkansas *	H
Feb. 21	W	102-59	Vanderbilt *	H
Feb. 25	W	82-71	South Carolina ^	N
Feb. 26	W	76-72	Auburn ^	N
Feb. 27	L	80-69	Tennessee ^	N
March 12	W	80-68	Grambling State &	N
March 14	L	70-56	North Carolina &	A

! Moran Realty Classic (Chicago, Ill.)

@ Wachovia Women's Invitational (Richmond, Va.)

# Hardwood Classic (Birmingham, Ala.)

\$ ACC-SEC Challenge (Myrtle Beach, S.C.)

% St. Peter's Holiday Classic (Jersey City, N.J.)

\* Southeastern Conference

^ SEC Tournament (Chattanooga, Tenn.)

& NCAA Midwest Subregional (Chapel Hill, N.C.)

### 1999-2000

Record: 15-14 (5-9 SEC/T-Eighth)  
WNIT (First Round)  
Coach: Rick Moody

Nov. 2	W	94-82	Miss. All-Stars (Exh.)	H
Nov. 10	W	76-67	Slovan Bratislava (Exh.)	H
Nov. 19	W	77-50	St. John's !	N
Nov. 20	L	73-72	Michigan State !	A
Nov. 23	W	88-51	Samford	H
Nov. 26	W	63-60	Kansas State @	N
Nov. 27	W	87-77	Drake @	N
Nov. 30	W	82-54	South Alabama	H
Dec. 2	L	81-69	Tulane	A
Dec. 5	W	82-62	Akron	A
Dec. 11	W	76-51	Alabama A&M	H
Dec. 20	W	84-69	UMKC #	N
Dec. 21	W	61-59	St. Mary's #	A
Dec. 29	L	77-57	Memphis	A
Jan. 6	W	84-58	Belmont	H
Jan. 9	L	71-62	Georgia *	H
Jan. 13	L	69-51	Auburn *	A
Jan. 20	W	69-67	Mississippi *	A
Jan. 23	L	85-65	Mississippi State *	H
Jan. 27	W	68-67	Kentucky *	H
Jan. 30	W	69-67	Mississippi *	H
Feb. 3	L	66-62	Arkansas *	A
Feb. 6	L	65-47	Tennessee *	A
Feb. 10	W	72-68	LSU *	H

Feb. 13	L	69-59	Auburn *	H
Feb. 17	W	69-67	South Carolina *	A
Feb. 20	L	68-63	Vanderbilt *	H
Feb. 24	L	72-37	Georgia *	A
Feb. 27	L	84-60	Florida *	A
March 2	L	67-63	Kentucky \$	N
March 16	L	70-68	Chattanooga %	A

! Felpausch/MSU Holiday Classic (East Lansing, Mich.)

@ Torneo Cancun de Basquetbol (Cancun, Mexico)

# St. Mary's Christmas Classic (Moraga, Calif.)

\* Southeastern Conference

\$ SEC Tournament (Chattanooga, Tenn.)

% WNIT

### 2000-01

Record: 19-12 (5-9 SEC/T-Eighth)  
WNIT (Second Round)  
Coach: Rick Moody

Nov. 17	W	66-42	Samford	A
Nov. 22	W	64-63	Tulane	H
Nov. 24	W	76-63	California !	N
Nov. 25	W	73-43	Illinois-Chicago !	A
Nov. 28	W	53-46	South Alabama	A
Dec. 2	W	70-67	Belmont	A
Dec. 6	W	65-55	Memphis	H
Dec. 10	W	54-53	Michigan State	H
Dec. 20	W	66-56	Creighton @	N
Dec. 21	L	58-54	Oklahoma State <sup>(OT)</sup> @	N
Dec. 29	W	74-62	Massachusetts #	N#
Dec. 31	W	86-77	St. Peter's <sup>OT</sup> #	A
Jan. 4	W	74-41	Alabama A&M	H
Jan. 7	L	96-41	Georgia *	A
Jan. 11	W	60-53	Auburn *	H
Jan. 14	L	82-67	South Carolina *	H
Jan. 18	L	65-57	Mississippi *	H
Jan. 21	W	65-62	Mississippi State *	A
Jan. 25	L	71-64	Kentucky *	A
Jan. 28	W	67-64	Mississippi *	A
Feb. 1	W	74-69	Arkansas *	H
Feb. 4	L	97-75	Tennessee *	H
Feb. 8	L	74-58	LSU *	A
Feb. 11	W	61-60	Auburn *	A
Feb. 18	L	68-56	Vanderbilt *	A
Feb. 22	L	71-48	Georgia *	H
Feb. 25	L	74-62	Florida *	H
March 1	W	59-55	Auburn \$	N
March 2	L	82-52	Tennessee \$	N
March 15	W	77-67	Memphis %	H
March 18	L	84-72	UAB %	A

! UIC Thanksgiving Tournament (Chicago, Ill.)

@ SunSplash Shootout (Nassau, Bahamas)

# St. Peter's Holiday Classic (Jersey City, N.J.)

\* Southeastern Conference

\$ SEC Tournament (Memphis, Tenn.)

% WNIT

RECORDS & HISTORY



## YEAR-BY-YEAR RESULTS

### 2001-02

Record: 19-12 (7-7 SEC/T-Seventh)

WNIT (Quarterfinals)

Coach: Rick Moody

Nov. 16	W	96-44	Samford	H
Nov. 20	W	101-58	Troy	H
Nov. 23	W	90-89	Louisville !	N
Nov. 24	L	81-79	Pepperdine !	A
Nov. 27	W	73-38	Birmingham Southern	A
Dec. 2	L	78-75	Providence	A
Dec. 5	L	89-84	Alabama State	A
Dec. 9	W	63-61	South Alabama	H
Dec. 18	W	72-53	Jacksonville State	A
Dec. 21	W	85-69	SMU @	N
Dec. 22	W	71-56	Maryland @	N
Dec. 29	W	66-65	UMass #	N
Dec. 30	W	70-61	Villanova #	A
Jan. 6	L	63-62	Kentucky *	H
Jan. 10	W	84-70	Arkansas *	A
Jan. 13	L	83-77	Florida *	A
Jan. 17	L	69-46	Vanderbilt *	H
Jan. 20	L	82-57	Tennessee *	A
Jan. 24	W	78-70	Auburn *	H
Jan. 27	W	61-58	Kentucky *	A
Feb. 3	L	72-70	Arkansas *	H
Feb. 7	W	92-86	Mississippi State *	H
Feb. 10	W	60-57	Auburn *	A
Feb. 14	L	69-54	South Carolina *	A
Feb. 17	W	86-69	Mississippi *	H
Feb. 21	L	73-62	Georgia *	A
Feb. 24	W	82-73	LSU *	H
Feb. 28	L	64-60	Georgia §	N
March 13	W	68-67	Missouri ^	A
March 17	W	99-77	Eastern Kentucky ^	A
March 19	L	79-61	Michigan State ^	A

! Pepperdine Thanksgiving Classic (Malibu, Calif.)  
 @ Torneo Cancun de Basquetbol (Cancun, Mexico)  
 # PNC Wildcat Classic (Villanova, Penn.)  
 \* Southeastern Conference  
 § SEC Tournament (Nashville, Tenn.)  
 ^ WNIT

### 2002-03

Record: 13-15 (3-11 SEC/10th)

Coach: Rick Moody

Nov. 22	W	68-46	Samford	A
Nov. 26	W	75-58	Birmingham-Southern	H
Nov. 29	W	61-56	UT-San Antonio !	A
Nov. 30	W	69-56	Stephen F. Austin !	N
Dec. 3	W	72-56	Providence	H
Dec. 7	W	67-64	Liberty @	N
Dec. 8	L	81-72	East Carolina @	A
Dec. 16	W	80-72	Illinois-Chicago	H
Dec. 18	L	79-57	South Alabama	A
Dec. 21	W	70-59	BYU #	N
Dec. 29	W	89-64	Bucknell §	N
Dec. 30	W	62-57	St. Peter's §	A
Jan. 4	L	68-62	Houston	A
Jan. 12	L	59-55	Kentucky *	A
Jan. 16	L	88-45	Tennessee *	H
Jan. 19	L	65-61	Auburn *	A

Jan. 23	L	77-47	Georgia *	H
Jan. 26	W	81-70	Mississippi *	A
Jan. 30	L	72-56	Mississippi State *	A
Feb. 2	L	59-58	Arkansas *	H
Feb. 6	L	80-69	Vanderbilt *	A
Feb. 9	L	48-34	South Carolina *	H
Feb. 13	L	85-43	LSU *	A
Feb. 16	W	69-65	Florida *	H
Feb. 23	L	73-71	Kentucky <sup>2OT</sup> *	H
Feb. 27	W	67-62	Auburn *	H
March 2	L	68-57	Arkansas *	A
March 6	L	53-48	Arkansas %	N

! Hampton Inn Six Flags/UTSA Classic (San Antonio, Texas)  
 @ US Cellular Invitational (Greenville, N.C.)  
 # Triple Crown Sports Classic (Albuquerque, N.M.)  
 § St. Peter's Holiday Classic (Jersey City, N.J.)  
 \* Southeastern Conference  
 % SEC Tournament (Little Rock, Ark.)

### 2003-04

Record: 12-16 (4-10 SEC/10th)

Coach: Rick Moody

Nov. 24	W	76-74	Michigan <sup>OT</sup>	A
Nov. 28	L	77-56	Boston College !	A
Nov. 29	W	84-66	Long Beach State !	A
Dec. 2	W	81-52	Jacksonville State	H
Dec. 5	W	76-63	Texas-San Antonio	H
Dec. 7	L	68-51	Virginia Tech	H
Dec. 15	W	83-61	Tennessee Tech	H
Dec. 18	W	77-44	Bethune-Cookman @	N
Dec. 19	W	63-41	Central Florida @	A
Dec. 21	L	61-55	Florida International	A
Dec. 29	W	77-55	Santa Clara	A
Jan. 3	L	76-70	Houston	H
Jan. 8	L	65-61	Middle Tennessee <sup>OT</sup>	A
Jan. 11	W	74-71	South Carolina *	H
Jan. 15	W	67-62	Mississippi *	H
Jan. 18	L	72-51	Tennessee *	A
Jan. 22	L	70-61	Auburn *	A
Jan. 25	L	65-57	Mississippi State *	H
Jan. 29	L	76-69	Florida *	A
Feb. 1	L	71-68	Georgia *	A
Feb. 5	L	103-68	LSU *	H
Feb. 8	W	81-68	Vanderbilt *	H
Feb. 12	L	77-51	South Carolina *	A
Feb. 15	W	68-65	Arkansas *	H
Feb. 22	L	62-59	Kentucky *	A
Feb. 26	L	72-40	Auburn *	H
Feb. 29	L	81-78	Mississippi State <sup>OT</sup> *	A
March 4	L	63-56	Mississippi #	N

! Coors Rocky Mountain Invitational (Fort Collins, Colo.)  
 @ UCF Classic (Orlando, Fla.)  
 \* Southeastern Conference  
 # SEC Tournament (Nashville, Tenn.)

### 2004-05

Record: 14-15 (4-10 SEC/Ninth)

Coach: Rick Moody

Nov. 19	W	81-79	Michigan <sup>OT</sup>	H
Nov. 22	W	80-66	Middle Tennessee State	H

Nov. 26	W	81-66	Columbia !	A
Nov. 27	W	76-56	Washington !	A
Dec. 4	L	72-59	Virginia Tech	A
Dec. 7	W	74-55	UAB	H
Dec. 11	W	62-59	Tennessee Tech	A
Dec. 18	L	71-52	Kansas State @	A
Dec. 21	W	71-62	Alabama A&M	H
Dec. 29	L	67-59	Delaware #	A
Dec. 30	W	78-60	Yale #	A
Jan. 3	W	60-54	Florida International	H
Jan. 5	L	86-83	South Dakota State	H
Jan. 9	W	69-39	Kentucky *	H
Jan. 13	L	84-77	Mississippi State *	A
Jan. 16	L	76-51	LSU *	A
Jan. 20	W	75-62	South Carolina *	H
Jan. 23	L	59-43	Auburn *	A
Jan. 30	W	72-61	Mississippi State *	H
Feb. 3	L	72-63	Georgia *	H
Feb. 6	W	77-66	Florida *	H
Feb. 10	L	83-68	Arkansas *	A
Feb. 13	L	68-54	Mississippi *	A
Feb. 17	L	74-63	Auburn *	H
Feb. 20	L	66-57	South Carolina *	A
Feb. 24	L	64-53	Vanderbilt *	A
Feb. 27	L	94-81	Tennessee *	H
March 3	W	62-58	Florida §	N
March 4	L	60-59	LSU §	N

! Seattle Times Classic (Seattle, Wash.)  
 @ Triple Crown Sports Classic (Springfield, Mo.)  
 # Christmas City Classic (Bethlehem, Pa.)  
 \* Southeastern Conference  
 § SEC Tournament (Greenville, S.C.)

### 2005-06

Record: 9-19 (3-11 SEC/11th)

Coach: Stephany Smith

Nov. 18	L	56-52	Washington	H
Nov. 21	W	77-71	Santa Clara	H
Nov. 25	L	69-48	Virginia !	N
Nov. 26	W	76-46	Nevada !	N
Dec. 1	W	81-55	Alabama A&M	H
Dec. 6	L	70-62	UAB	A
Dec. 10	W	59-54	Southeastern Louisiana	H
Dec. 18	L	78-69	South Dakota State	A
Dec. 20	L	68-56	North Dakota State	A
Dec. 22	W	76-71	Georgia Southern	H
Dec. 29	W	66-51	Southern @	N
Dec. 30	L	56-48	South Alabama @	A
Jan. 2	L	61-55	East Carolina	H
Jan. 5	L	59-44	Florida *	A
Jan. 8	W	68-54	Auburn *	H
Jan. 15	W	75-73	Arkansas *	H
Jan. 19	L	79-43	LSU *	A
Jan. 22	L	68-47	South Carolina *	H
Jan. 26	L	65-56	Auburn *	A
Jan. 29	L	89-54	Tennessee *	A
Feb. 2	L	65-53	Vanderbilt *	H
Feb. 5	L	84-59	Georgia *	A
Feb. 9	L	77-67	Mississippi *	H
Feb. 12	W	61-59	Mississippi State *	A
Feb. 19	L	82-65	Tennessee *	H

# RECORDS & HISTORY

## YEAR-BY-YEAR RESULTS

Feb. 23	L	86-61	LSU *	H
Feb. 26	L	80-60	Kentucky *	A
March 2	L	84-62	Vanderbilt #	N

! Paradise Jam (St. Thomas, U.S.V.I.)  
 @ South Alabama Classic (Mobile, Ala.)  
 \* Southeastern Conference  
 # SEC Tournament (North Little Rock, Ark.)

### 2006-07

**Record: 10-20 (0-14 SEC/12th)**

**Coach: Stephany Smith**

Nov. 10	W	62-53	Samford	H
Nov. 13	L	73-56	Arkansas State	A
Nov. 17	W	71-56	Tennessee Tech	H
Nov. 19	W	60-57	Southeastern Louisiana	H
Nov. 24	L	78-70	Missouri !	A
Nov. 25	W	75-56	Cal State Northridge !	A
Nov. 29	W	68-56	Chattanooga	H
Dec. 2	W	102-48	Savannah State	H
Dec. 4	W	84-55	McNeese State	H
Dec. 9	L	83-68	Tulane	A
Dec. 16	L	66-57	Louisiana Tech	A
Dec. 18	W	83-66	Birmingham Southern	H
Dec. 20	W	52-51	Belmont	H
Dec. 28	L	65-54	South Dakota State	H
Dec. 30	W	78-53	North Dakota State	H
Jan. 3	L	72-36	Tennessee *	A
Jan. 7	L	63-58	Auburn *	H
Jan. 11	L	63-62	Kentucky *	H
Jan. 14	L	95-35	South Carolina *	A
Jan. 18	L	71-63	Arkansas *	A
Jan. 21	L	61-45	LSU *	H
Jan. 28	L	80-51	Tennessee *	H
Feb. 1	L	93-61	Auburn *	A
Feb. 4	L	91-51	Vanderbilt *	A
Feb. 8	L	92-51	Georgia *	H
Feb. 11	L	84-43	Mississippi *	A
Feb. 18	L	66-64	Florida *	H
Feb. 22	L	89-70	Mississippi State *	H
Feb. 25	L	70-27	LSU *	A
March 1	L	78-49	Mississippi @	N

! St. Mary Tournament (Moraga, Calif.)  
 \* Southeastern Conference  
 @ SEC Tournament (Duluth, Ga.)

### 2007-08

**Record: 8-22 (1-13 SEC/12th)**

**Coach: Stephany Smith**

Nov. 10	L	64-56	Tulane	H
Nov. 13	L	48-46	Samford	A
Nov. 18	L	49-45	Arkansas State	H
Nov. 23	L	52-43	Eastern Michigan !	N
Nov. 24	W	66-37	Washington State !	N
Nov. 28	L	75-58	Belmont	A
Nov. 30	W	53-47	Tennessee Tech	A
Dec. 5	L	62-61	Louisiana Tech	H
Dec. 9	W	66-56	St. Mary's	H
Dec. 15	L	62-34	Chattanooga	A
Dec. 17	W	62-57	Alabama A&M	H
Dec. 20	W	63-60	Hampton <sup>OT</sup>	H

Dec. 22	W	63-54	Jacksonville State	H
Jan. 2	L	73-62	East Tennessee State	H
Jan. 5	W	61-51	Southeastern Louisiana	H
Jan. 10	W	65-54	South Carolina	H
Jan. 13	L	80-65	Florida *	A
Jan. 17	L	63-49	Arkansas *	H
Jan. 20	L	71-53	Georgia *	A
Jan. 27	L	62-48	Auburn *	H
Jan. 31	L	72-59	Mississippi State *	A
Feb. 3	L	76-47	Mississippi *	A
Feb. 7	L	89-53	LSU *	H
Feb. 10	L	92-47	Vanderbilt *	H
Feb. 14	L	74-49	Auburn *	A
Feb. 17	L	64-44	Kentucky *	A
Feb. 21	L	85-58	Tennessee *	H
Feb. 24	L	70-54	Mississippi *	H
March 2	L	83-54	Vanderbilt *	A
March 6	L	71-62	Georgia @	N

! Junkanoo Jam (Freeport, Bahamas)  
 \* Southeastern Conference  
 @ SEC Tournament (Nashville, Tenn.)

### 2008-09

**Record: 13-17 (1-13 SEC/12th)**

**Coach: Wendell Hudson**

Nov. 14	W	64-55	Centenary	H
Nov. 18	L	61-55	Samford	H
Nov. 22	W	69-60	Hampton	A
Nov. 25	W	75-47	Alabama State	H
Nov. 28	L	73-56	Louisville !	N
Nov. 29	W	76-56	Northern Iowa !	N
Dec. 3	W	67-53	Central Florida	H
Dec. 7	W	90-50	Sam Houston State	H
Dec. 14	L	77-67	Middle Tennessee	A
Dec. 17	W	70-68	Florida A&M <sup>OT</sup>	H
Dec. 20	W	63-53	Austin Peay	H
Dec. 22	W	76-65	Alabama A&M	H
Dec. 29	W	54-49	Belmont @	H
Dec. 30	W	81-75	Ball State @	H
Jan. 3	W	59-48	Southeastern Louisiana	A
Jan. 8	L	85-76	Vanderbilt *	H
Jan. 11	L	55-34	LSU *	A
Jan. 15	L	67-57	Kentucky *	H
Jan. 18	L	73-43	Mississippi *	A
Jan. 22	L	84-66	Auburn *	A
Jan. 25	L	63-61	Georgia *	H
Feb. 1	L	88-64	Vanderbilt *	A
Feb. 5	L	92-71	Florida *	H
Feb. 8	L	81-54	Auburn *	H
Feb. 12	L	80-61	Tennessee *	A
Feb. 15	L	68-57	South Carolina *	A
Feb. 19	W	67-59	Mississippi *	H
Feb. 22	L	74-69	Arkansas *	A
March 1	L	67-49	Mississippi State *	H
March 5	L	68-49	Tennessee #	N#

! Nugget Classic (Reno, Nev.)  
 @ Crimson Tide Holiday Classic (Tuscaloosa, Ala.)  
 \* Southeastern Conference  
 # SEC Tournament (North Little Rock, Ark.)

### 2009-10

**Record: 12-18 (4-12 SEC/11th)**

**Coach: Wendell Hudson**

Nov. 13	W	73-68	Tennessee Tech !	N
Nov. 14	L	96-90	Texas A&M C.C. <sup>OT</sup> !	A
Nov. 17	W	79-39	Jackson State	H
Nov. 21	L	69-67	Belmont <sup>OT</sup>	A
Nov. 24	W	68-55	Southeastern La.	H
Nov. 28	W	87-79	Cal State Bakersfield @	N
Nov. 29	L	64-55	Illinois @	N
Dec. 4	L	72-67	Alabama State	A
Dec. 6	W	61-56	Northwestern State	H
Dec. 14	W	64-62	UCF	A
Dec. 16	L	61-52	Florida A&M	A
Dec. 21	W	71-38	Presbyterian	H
Dec. 30	W	87-61	Southern Mississippi	H
Jan. 3	L	52-44	Georgia *	H
Jan. 6	L	70-56	Mississippi *	A
Jan. 10	L	80-68	South Carolina *	H
Jan. 14	L	74-62	Auburn *	A
Jan. 17	L	88-63	Kentucky *	A
Jan. 21	W	82-58	Florida *	H
Jan. 24	L	66-62	Arkansas <sup>OT</sup> *	H
Jan. 28	L	70-61	Vanderbilt *	A
Jan. 31	L	78-41	LSU *	H
Feb. 4	L	77-44	Mississippi State *	A
Feb. 7	W	55-53	Auburn *	H
Feb. 14	L	76-47	Georgia *	A
Feb. 18	L	74-67	Tennessee *	H
Feb. 21	W	69-58	Arkansas *	A
Feb. 25	L	71-47	Mississippi State *	H
Feb. 28	W	66-61	Florida *	A
March 4	L	73-66	Georgia #	N

! Emerald Beach Tip-Off (Corpus Christi, Texas)  
 @ Holiday Beach Classic (San Luis Obispo, Calif.)  
 \* Southeastern Conference  
 # SEC Tournament (Duluth, Ga.)

### 2010-11

**Record: 18-15 (5-11 SEC/10th)**

**WNIT (Round of 16)**

**Coach: Wendell Hudson**

Nov. 12	W	82-55	Tennessee State	H
Nov. 14	W	87-76	Central Arkansas	H
Nov. 17	W	95-84	N.C. State	H
Nov. 19	W	65-55	Georgia State	A
Nov. 23	W	69-53	McNeese State	H
Nov. 26	L	68-61	Florida State !	N
Nov. 27	W	82-80	Providence <sup>3OT</sup> !	N
Dec. 1	W	80-31	Alabama State	H
Dec. 4	W	90-56	Arkansas Pine Bluff	H
Dec. 12	L	79-57	Kansas	A
Dec. 18	W	64-46	Belmont	H
Dec. 20	W	67-62	Alabama A&M	H
Dec. 28	W	88-78	Southern Mississippi	A
Jan. 2	L	66-55	Auburn *	H
Jan. 6	L	110-45	Tennessee *	A
Jan. 9	L	72-43	LSU *	A
Jan. 13	L	82-66	Vanderbilt *	H
Jan. 16	L	57-53	Arkansas *	H

RECORDS & HISTORY

YEAR-BY-YEAR RESULTS

Jan. 20	L	60-51	Georgia *	H
Jan. 23	L	59-48	South Carolina *	A
Jan. 27	L	70-64	Florida *	A
Jan. 30	L	82-69	Kentucky *	H
Feb. 3	W	66-61	Mississippi State *	A
Feb. 6	L	81-54	Georgia *	A
Feb. 13	W	64-59	Florida **	H
Feb. 17	W	59-51	Auburn *	A
Feb. 20	W	61-52	Mississippi *	H
Feb. 24	L	68-55	Mississippi State *	H
Feb. 27	W	92-79	Arkansas *	A
March 3	L	60-36	LSU #	N
March 17	W	80-69	Memphis %	A
March 20	W	72-70	Northwestern %	A
March 22	L	74-59	Toledo %	A

! Junkanoo Jam (Freeport, Bahamas)  
 \* Southeastern Conference  
 ^ Reopening of Foster Auditorium  
 # SEC Tournament (Nashville, Tenn.)  
 % WNIT

2011-12

Record: 12-19 (2-14 SEC/11th)  
 Coach: Wendell Hudson

Nov. 6	W	81-27	Auburn-Montgomery	H
Nov. 12	W	72-51	Nicholls State	H
Nov. 15	L	58-46	Central Arkansas	A
Nov. 18	W	78-52	Northwestern State	H
Nov. 21	W	67-34	Georgia Southern	H
Nov. 24	L	77-76	Old Dominion !	N
Nov. 25	W	62-56	Seton Hall <sup>OT</sup> !	N
Nov. 26	W	67-59	Louisiana Tech !	N
Dec. 2	W	69-56	Southern Louisiana	H
Dec. 4	W	80-76	Kansas	H
Dec. 7	L	69-63	North Texas	A
Dec. 11	L	79-57	North Carolina State	A
Dec. 17	W	64-54	Alabama State	A
Dec. 19	W	65-47	Presbyterian	H
Dec. 30	W	80-45	Air Force	H
Jan. 1	L	68-42	South Carolina *	A
Jan. 5	L	65-55	Auburn *	H
Jan. 8	L	84-40	LSU *	A
Jan. 12	L	66-61	Mississippi State *	H
Jan. 15	L	69-55	Mississippi *	H
Jan. 19	L	61-37	Florida *	A
Jan. 26	L	86-56	Tennessee *	H
Jan. 29	L	82-68	Kentucky *	A
Feb. 2	L	70-52	Arkansas *	A
Feb. 5	L	81-66	Georgia *	H
Feb. 9	W	52-47	Mississippi *	A
Feb. 12	L	51-46	LSU *	H
Feb. 16	W	77-75	Kentucky *	H
Feb. 19	L	69-55	South Carolina *	H
Feb. 23	L	81-40	Auburn *	A
Feb. 26	L	67-54	Vanderbilt *	A
March 1	L	57-38	South Carolina #	N

! Paradise Jam (St. Thomas, U.S. Virgin Islands)  
 \* Southeastern Conference  
 # SEC Tournament (Nashville, Tenn.)

2012-13

Record: 13-18 (2-14 SEC/13th)  
 Coach: Wendell Hudson

Nov. 11	W	80-43	Jacksonville State	H
Nov. 13	W	83-74	Houston	H
Nov. 17	W	79-60	Arkansas-Pine Bluff	H
Nov. 19	W	88-83	North Texas	H
Nov. 25	W	97-62	Southeastern Louisiana	H
Dec. 1	L	69-50	Wisconsin	A
Dec. 8	L	72-58	Chattanooga	H
Dec. 15	W	80-71	Troy	A
Dec. 17	L	58-52	Wofford	H
Dec. 21	W	73-70	Virginia	H
Dec. 28	W	58-47	Cincinnati !	N
Dec. 29	W	80-58	LIU Brooklyn	N
Dec. 30	W	44-43	Hawai'i	N
Jan. 3	L	91-52	Texas A&M *	A
Jan. 6	L	87-70	Kentucky *	H
Jan. 10	L	95-83	Georgia *	H
Jan. 13	W	83-75	Mississippi *	A
Jan. 20	L	96-69	Tennessee *	A
Jan. 24	W	61-51	Auburn *	H
Jan. 27	L	67-58	Vanderbilt *	H
Jan. 31	L	65-59	Georgia *	A
Feb. 3	L	87-54	Florida *	A
Feb. 6	L	65-53	South Carolina *	H
Feb. 10	L	91-80	Arkansas *	H
Feb. 17	L	70-53	Auburn *	A
Feb. 21	L	75-51	Mississippi State *	A
Feb. 24	L	67-61	Florida *	H
Feb. 28	L	76-42	LSU *	A
March 3	L	88-64	Missouri *	H
March 6	W	63-36	Mississippi State #	N
March 7	L	77-35	South Carolina #	N

! Rainbow Wahine Invitational (Honolulu, Hawai'i)  
 \* Southeastern Conference  
 # SEC Tournament (Duluth, Ga.)

# RECORDS & HISTORY

## ALL-TIME SEC TOURNAMENT RESULTS

### 1980 (1-1)

Feb. 7, 1980	W	69-53	Vanderbilt	Knoxville, Tenn.	First Round
Feb. 8, 1980	L	77-69	Kentucky	Knoxville, Tenn.	Second Round

### 1981 (3-1)

Jan. 29, 1981	W	67-54	Florida	Baton Rouge, La.	First Round
Jan. 30, 1981	W	77-71	Tennessee	Baton Rouge, La.	Second Round
Jan. 31, 1981	W	80-66	Georgia	Baton Rouge, La.	Semifinal
Feb. 1, 1981	L	61-50	Auburn	Baton Rouge, La.	Final

### 1982 (0-1)

Feb. 26, 1982	L	82-76	Kentucky	Lexington, Ky.	First Round
---------------	---	-------	----------	----------------	-------------

### 1983 (1-1)

March 3, 1983	W	69-53	Florida	Knoxville, Tenn.	First Round
March 4, 1983	L	91-73	Tennessee	Knoxville, Tenn.	Second Round

### 1984 (2-1)

March 3, 1984	W	85-66	Tennessee	Athens, Ga.	Second Round
March 4, 1984	W	83-73	Vanderbilt	Athens, Ga.	Semifinal
March 5, 1984	L	74-65	Georgia	Athens, Ga.	Final

### 1985 (0-1)

Feb. 24, 1985	L	87-85	Vanderbilt	Oxford, Miss.	First Round
---------------	---	-------	------------	---------------	-------------

### 1986 (1-1)

Feb. 28, 1986	W	71-57	Florida	Athens, Ga.	First Round
March 1, 1986	L	88-71	Georgia	Athens, Ga.	Second Round

### 1987 (1-1)

March 4, 1987	W	88-76	Mississippi State	Albany, Ga.	First Round
March 5, 1987	L	89-61	Auburn	Albany, Ga.	Second Round

### 1988 (0-1)

March 4, 1988	L	76-66	Mississippi	Albany, Ga.	Second Round
---------------	---	-------	-------------	-------------	--------------

### 1989 (1-1)

March 3, 1989	W	59-55	Mississippi State	Albany, Ga.	First Round
March 4, 1989	L	89-61	Tennessee	Albany, Ga.	Second Round

### 1990 (0-1)

March 2, 1990	L	71-45	Mississippi	Albany, Ga.	First Round
---------------	---	-------	-------------	-------------	-------------

### 1991 (1-1)

March 1, 1991	W	95-75	Florida	Albany, Ga.	First Round
March 2, 1991	L	78-69	Georgia	Albany, Ga.	Second Round

### 1992 (0-1)

March 6, 1992	L	95-87	Kentucky	Albany, Ga.	Second Round
---------------	---	-------	----------	-------------	--------------

### 1993 (2-1)

March 5, 1993	W	106-86	LSU	Chattanooga, Tenn.	First Round
March 6, 1993	W	88-73	Florida	Chattanooga, Tenn.	Second Round
March 7, 1993	L	76-72	Georgia	Chattanooga, Tenn.	Semifinal

### 1994 (1-1)

March 4, 1994	W	86-84 OT	Mississippi	Chattanooga, Tenn.	Second Round
March 6, 1994	L	72-56	Tennessee	Chattanooga, Tenn.	Semifinal

### 1995 (1-1)

March 4, 1995	W	86-72	Arkansas	Chattanooga, Tenn.	Second Round
March 5, 1995	L	84-70	Tennessee	Chattanooga, Tenn.	Semifinal

### 1996 (2-1)

March 2, 1996	W	65-59	Auburn	Chattanooga, Tenn.	Second Round
March 3, 1996	W	86-70	LSU	Chattanooga, Tenn.	Semifinal
March 4, 1996	L	64-60	Tennessee	Chattanooga, Tenn.	Final

### 1997 (1-1)

March 1, 1997	W	85-63	Arkansas	Chattanooga, Tenn.	Second Round
March 2, 1997	L	83-72	Florida	Chattanooga, Tenn.	Semifinal

RECORDS & HISTORY

## ALL-TIME SEC TOURNAMENT RESULTS

## 1998 (2-1)

Feb. 27, 1998	W	92-72	South Carolina	Columbus, Ga.	Second Round
Feb. 28, 1998	W	74-61	Florida	Columbus, Ga.	Semifinal
March 1, 1998	L	67-63	Tennessee	Columbus, Ga.	Final

## 1999 (2-1)

Feb. 25, 1999	W	82-71	South Carolina	Chattanooga, Tenn.	First Round
Feb. 26, 1999	W	76-72	Auburn	Chattanooga, Tenn.	Second Round
Feb. 27, 1999	L	80-69	Tennessee	Chattanooga, Tenn.	Semifinal

## 2000 (0-1)

March 2, 2000	L	67-63	Kentucky	Chattanooga, Tenn.	First Round
---------------	---	-------	----------	--------------------	-------------

## 2001 (1-1)

March 1, 2001	W	59-55	Auburn	Memphis, Tenn.	First Round
March 2, 2001	L	82-52	Tennessee	Memphis, Tenn.	Second Round

## 2002 (0-1)

Feb. 28, 2002	L	64-60	Georgia	Nashville, Tenn.	First Round
---------------	---	-------	---------	------------------	-------------

## 2003 (0-1)

March 6, 2003	L	53-48	Arkansas	North Little Rock, Ark.	First Round
---------------	---	-------	----------	-------------------------	-------------

## 2004 (0-1)

March 4, 2004	L	63-56	Mississippi	Nashville, Tenn.	First Round
---------------	---	-------	-------------	------------------	-------------

## 2005 (1-1)

March 3, 2005	W	62-58	Florida	Greenville, S.C.	First Round
March 4, 2005	L	60-59	LSU	Greenville, S.C.	Second Round

## 2006 (0-1)

March 2, 2006	L	84-62	Vanderbilt	North Little Rock, Ark.	First Round
---------------	---	-------	------------	-------------------------	-------------

## 2007 (0-1)

March 1, 2007	L	78-49	Mississippi	Duluth, Ga.	First Round
---------------	---	-------	-------------	-------------	-------------

## 2008 (0-1)

March 6, 2008	L	71-62	Georgia	Nashville, Tenn.	First Round
---------------	---	-------	---------	------------------	-------------

## 2009 (0-1)

March 5, 2009	L	68-49	Tennessee	North Little Rock, Ark.	First Round
---------------	---	-------	-----------	-------------------------	-------------

## 2010 (0-1)

March 4, 2010	L	73-66	Georgia	Duluth, Ga.	First Round
---------------	---	-------	---------	-------------	-------------

## 2011 (0-1)

March 3, 2011	L	60-36	LSU	Nashville, Tenn.	First Round
---------------	---	-------	-----	------------------	-------------

## 2012 (0-1)

March 1, 2012	L	57-38	South Carolina	Nashville, Tenn.	First Round
---------------	---	-------	----------------	------------------	-------------

## 2013 (1-1)

March 6, 2013	W	63-36	Mississippi State	Duluth, Ga.	First Round
March 7, 2013	L	77-35	South Carolina	Duluth, Ga.	Second Round

## RECORD VERSUS OPPONENTS IN SEC TOURNAMENT

Arkansas	2-1
Auburn	3-2
Florida	7-1
Georgia	1-7
Kentucky	0-4
LSU	2-2
Ole Miss	1-4
Mississippi State	3-0
Missouri	0-0
South Carolina	2-2
Tennessee	2-9
Texas A&M	0-0
Vanderbilt	2-2

SEC Tournament Overall Record: 25-34

## ALL-TIME SEC TOURNAMENT RESULTS

Team	Won	Lost	Pct.	Titles
Tennessee	70	18	.795	16
Vanderbilt	44	28	.611	6
Georgia	44	30	.595	4
Auburn	34	32	.515	4
LSU	32	33	.481	2
Texas A&M	3	0	1.00	1
Kentucky	27	35	.435	1
Ole Miss	25	33	.431	0
<b>ALABAMA</b>	<b>25</b>	<b>34</b>	<b>.424</b>	<b>0</b>
Arkansas	10	22	.313	0
Florida	18	34	.346	0
Mississippi State	14	34	.292	0
South Carolina	7	22	.241	0
Missouri	0	1	.000	0

# RECORDS & HISTORY

## ALL-TIME NATIONAL POSTSEASON RESULTS

### 1977 (0-3)

March 22, 1977	L	89-59	Wayland Baptist	Amarillo, Texas	NWIT
March 23, 1977	L	88-73	Belmont	Amarillo, Texas	NWIT
March 24, 1977	L	84-75	Indiana State	Amarillo, Texas	NWIT

### 1984 (1-1)

#### Midwest Region

March 18, 1984	W	78-70	Central Michigan	Mt. Pleasant, Mich.	NCAA First Round
March 23, 1984	L	65-58	Tennessee	Knoxville, Tenn.	NCAA Second Round

### 1988 (0-1)

#### Midwest Region

March 16, 1988	L	77-63	South Carolina	Columbia, S.C.	NCAA First Round
----------------	---	-------	----------------	----------------	------------------

### 1992 (1-1)

#### Midwest Region

March 18, 1992	W	100-87	Tennessee Tech	Tuscaloosa, Ala.	NCAA First Round
March 21, 1992	L	98-68	Western Kentucky	Bowling Green, Ky.	NCAA Second Round

### 1993 (1-1)

#### Midwest Region

March 17, 1993	W	102-70	Georgia Southern	Tuscaloosa, Ala.	NCAA First Round
March 21, 1993	L	74-73 OT	North Carolina	Chapel Hill, N.C.	NCAA Second Round

### 1994 (4-1)

#### Midwest Region

March 13, 1994	W	96-86	Oregon State	Tuscaloosa, Ala.	NCAA First Round
March 20, 1994	W	84-78	Iowa	Iowa City, Iowa	NCAA Second Round
March 25, 1994	W	73-68	Texas Tech	Austin, Texas	NCAA Sweet 16
March 26, 1994	W	96-82	Penn State	Austin, Texas	NCAA Elite Eight
April 2, 1994	L	69-66	Louisiana Tech	Richmond, Va.	NCAA Final Four

### 1995 (2-1)

#### East Region

March 16, 1995	W	82-55	Mount St. Mary's	Tuscaloosa, Ala.	NCAA First Round
March 18, 1995	W	121-120 4OT	No. 20 Duke	Tuscaloosa, Ala.	NCAA Second Round
March 23, 1995	L	87-56	No. 1 Connecticut	Storrs, Conn.	NCAA Sweet 16

### 1996 (2-1)

#### West Region

March 15, 1996	W	95-66	Appalachian State	Tuscaloosa, Ala.	NCAA First Round
March 17, 1996	W	88-68	No. 23 N.C. State	Tuscaloosa, Ala.	NCAA Second Round
March 23, 1996	L	78-76 OT	No. 3 Stanford	Seattle, Wash.	NCAA Sweet 16

### 1997 (2-1)

#### East Region

March 4, 1997	W	94-50	Saint Francis	Tuscaloosa, Ala.	NCAA First Round
March 16, 1997	W	61-52	St. Joseph's	Tuscaloosa, Ala.	NCAA Second Round
March 22, 1997	L	87-71	No. 15 Notre Dame	Columbia, S.C.	NCAA Sweet 16

### 1998 (2-1)

#### Midwest Region

March 13, 1998	W	94-46	UNC Greensboro	Tuscaloosa, Ala.	NCAA First Round
March 15, 1998	W	75-74	No. 25 UCLA	Tuscaloosa, Ala.	NCAA Second Round
March 21, 1998	L	71-57	No. 4 Louisiana Tech	Lubbock, Texas	NCAA Sweet 16

### 1999 (1-1)

#### Midwest Region

March 12, 1999	W	80-68	Grambling State	Chapel Hill, N.C.	NCAA First Round
March 14, 1999	L	70-56	No. 11 North Carolina	Chapel Hill, N.C.	NCAA Second Round

### 2000 (0-1)

March 16, 2000	L	70-68	Chattanooga	Chattanooga, Tenn.	WNIT First Round
----------------	---	-------	-------------	--------------------	------------------

### 2001 (1-1)

March 15, 2001	W	77-67	Memphis		WNIT First Round
March 18, 2001	L	84-72	UAB	Birmingham, Ala.	WNIT Second Round

## ALL-TIME NATIONAL POSTSEASON RESULTS

### 2002 (2-1)

March 13, 2002	W	68-67	Missouri	Columbia, Mo.	WNIT First Round
March 17, 2002	W	99-77	Eastern Kentucky	Richmond, Ky.	WNIT Second Round
March 19, 2002	L	79-61	Michigan State	East Lansing, Mich.	WNIT Quarterfinals

### 2011 (2-1)

March 17, 2011	W	80-69	Memphis	Memphis, Tenn.	WNIT First Round
March 20, 2011	W	72-70	Northwestern	Evanston, Ill.	WNIT Second Round
March 22, 2011	L	74-59	Toledo	Toledo, Ohio	WNIT Round of 16

NCAA Overall Record: 16-10

WNIT Overall Record: 5-4

NWIT Overall Record: 0-3



Alabama advanced to the Women's National Invitation Tournament Round of 16 in 2011 with wins over Memphis and Northwestern.

# RECORDS & HISTORY

## WNBA



### LINDA BURGESS

Los Angeles Sparks (1997)  
Sacramento Monarchs (1998-2000)



### DOMINIQUE CANTY

Detroit Shock (1999-2002)  
Houston Comets (2003-06)  
Chicago Sky (2007-11)  
Washington Mystics (2012)



### CASSANDRA CRUMPTON MOORER

New York Liberty (1997-98)



### SHALONDA ENIS

Washington Mystics (1999)  
Charlotte Sting (2000-03)

RECORDS & HISTORY



WNBA



**NIESA JOHNSON**

Charlotte Sting (1999-2000)



**TAUSHA MILLS**

Washington Mystics (2000-02)  
San Antonio Silver Stars (2003)



**NAVONDA MOORE**

Minnesota Lynx (2007-08)



RECORDS & HISTORY

# TV/RADIO ROSTER



**0**  
5-10 • Junior G  
**DAISHA SIMMONS**  
Jersey City, N.J.  
(Rutgers)



**1**  
5-1 • R-Freshman G  
**JASMINE STEELE**  
Midfield, Ala.  
(Midfield HS)



**2**  
5-9 • Freshman G  
**COURTNEY HUNTER**  
Hoover, Ala.  
(Hoover HS)



**3**  
6-1 • Sophomore F  
**KHADIJAH CARTER**  
Goodrich, Texas  
(Jacksonville College)



**4**  
6-1 • Sophomore G  
**EMILY DAVIS**  
Enterprise, Ala.  
(Enterprise HS)



**12**  
5-8 • Senior G  
**SHAFONTAYE MYERS**  
Newbern, Ala.  
(Sunshine HS)



**13**  
6-2 • Sophomore F  
**NIKKI HEGSTETTER**  
Kennesaw, Ga.  
(Harrison HS)




**14**  
6-3 • Freshman C  
**BROOKSIE MCGRAW**  
Gainesville, Fla.  
(P. K. Yonge HS)



**20**  
6-0 • Freshman F  
**ASHLEY WILLIAMS**  
Covington, Ga.  
(Alcovy HS)



**22**  
5-7 • Freshman G  
**KARYLA MIDDLEBROOK**  
Blue Springs, Mo.  
(Blue Springs HS)



**23**  
6-0 • Freshman F  
**KARA RAWLS**  
Hoover, Ala.  
(Hoover HS)



**25**  
6-1 • Junior F  
**BRIANA HUTCHEN**  
Baltimore, Md.  
(Rutgers)



**32**  
6-0 • Junior F  
**BRITTANY JACK**  
Suwanee, Ga.  
(Samford)



**33**  
5-3 • Junior G  
**SHARIN RIVERS**  
Huntsville, Ala.  
(Shelton State)



**34**  
6-4 • Freshman F/C  
**OCEANA HAMILTON**  
Mississauga, Ontario  
(St. Edmund Campion)



**KRISTY CURRY**  
Head Coach First Season  
NORTHEAST LOUISIANA, 1988



**KELLY CURRY**  
Assist. Coach First Season  
TEXAS A&M, 1990



**SHEREKA WRIGHT**  
Assist. Coach First Season  
PURDUE, 2004



**TERRY NOONER**  
Assist. Coach First Season  
KANSAS, 2000



**GRANT FAUSSET**  
Dir. Operations First Season  
PURDUE, 2004



**LINDSEY HICKS**  
Video Coord. First Season  
PURDUE, 2004


TV/RADIO ROSTER

# FOSTER *auditorium*



**HOME  
OF THE  
CRIMSON  
TIDE**

*A*



A U D I T O R I U M

A