

12.13

A

BASKET

NIKKI HEGSTETTER  
*Forward*

MEGHAN PERKINS  
*Guard*

FOUR COMPETITORS WHO POWER THE CRIMSON TIDE ARE

**BUILT** *by* **BAMA**

KANEISHA HORN  
*Forward*

DAISHA SIMMONS  
*Guard*

2012-13 ALABAMA WOMEN'S BASKETBALL MEDIA GUIDE



**DONNIE QUINN**  
*Assistant Coach*

**TIM MILLER**  
*Assistant Coach*

**WENDELL HUDSON**  
*Head Coach*

**CLARISSE GARCIA**  
*Assistant Coach*

**CAPRIE TUCKER**  
*Director of Player Development*

**ERICKA RUSSELL**  
*Athletic Intern*



**2012-13 ALABAMA ROSTER**

No.	Name	Pos.	Ht.	Year	Hometown (Previous School)
0	Daisha Simmons	G	5-10	Soph.	Jersey City, N.J. (Rutgers)
1	Jasmine Steele	G	5-1	Fr.	Midfield, Ala. (Midfield HS)
3	Jasmine Robinson	G	5-7	Jr.	Memphis, Tenn. (Overton HS)
4	Emily Davis	G	6-1	Fr.	Enterprise, Ala. (Enterprise HS)
5	Celiscia Farmer	G	6-0	Sr.	Madison, Wis. (Robert E. Lee (Ala.) HS)
10	Meghan Perkins	G	5-11	Sr.	Montgomery, Ala. (Pensacola State College)
11	Jessica Merritt	G	5-8	Sr.	Talladega, Ala. (Pensacola State College)
12	Shafontaye Myers	G	5-8	Jr.	Newbern, Ala. (Sunshine HS)
13	Nikki Hegstetter	F	6-2	Fr.	Kennesaw, Ga. (Harrison HS)
15	Erika Waters	G	5-6	Jr.	Lawrenceville, Ga. (Peachtree Ridge HS)
22	Khristin Lee	G	5-9	Jr.	Birmingham, Ala. (Erwin HS)
25	Briana Hutchen	F	6-1	Soph.	Baltimore, Md. (Rutgers)
30	Brittany Jack	F	6-0	Soph.	Suwanee, Ga. (Samford)
32	Alicia Mitcham	F	6-2	Sr.	Balch Springs, Texas (Panola College)
40	Kaneisha Horn	F	6-1	R-Soph.	Birmingham, Ala. (Ramsay HS)

**Head Coach:** Wendell Hudson (Alabama, 1973), Fifth Season  
**Assistant Coach:** Clarisse Garcia (Villanova, 2007), First Season  
**Assistant Coach:** Donnie Quinn (New Orleans, 1979), First Season  
**Assistant Coach:** Tim Miller (Alabama, 1994), First Season  
**Athletics Intern:** Ericka Russell (Alabama, 2011), First Season  
**Director of Player Development:** Capriee Tucker (Chattanooga, 2012), First Season

**ATHLETICS COMMUNICATIONS STAFF**



**DOUG WALKER**  
 Associate Athletic Director for  
 Athletics Communications  
 Office: (205) 348-7245  
 e-mail: dwalker@ia.ua.edu



**JEFF PURINTON**  
 Associate Athletic Director for  
 Football Communications  
 Office: (205) 348-3631  
 e-mail: jpurinton@ia.ua.edu



**JOSH MAXSON**  
 Associate Director of  
 Athletics Communications  
 Office: (205) 348-7496  
 e-mail: jmaxson@ia.ua.edu



**AARON JORDAN**  
 Associate Director of  
 Athletics Communications  
 Office: (205) 348-5041  
 e-mail: ajordan@ia.ua.edu



**ROOTS WOODRUFF**  
 Associate Director of  
 Athletics Communications  
 Office: (205) 348-2088  
 e-mail: rwoodruff@ia.ua.edu



**JESSICA PARÉ (WBB CONTACT)**  
 Assistant Director of  
 Athletics Communications  
 Office: (205) 348-3673  
 Cell: (205) 394-5985  
 e-mail: jpare@ia.ua.edu



**RICH DAVI**  
 Assistant Director of  
 Athletics Communications  
 Office: (205) 348-3550  
 e-mail: rdavi@ia.ua.edu



**SKIP POWERS**  
 Assistant Director of  
 Athletics Communications  
 Office: (205) 348-6734  
 e-mail: spowers@ia.ua.edu

**TABLE OF CONTENTS**

**INTRODUCTION**  
 Roster ..... 1  
 Athletics Communications Staff ..... 1  
 Quick Facts ..... 2  
 Schedule ..... 2  
 Media Information ..... 3  
 Foster Auditorium ..... 4  
 Southeastern Conference ..... 5  
 The University ..... 6-7  
 Mal Moore/Senior Support Staff ..... 8  
 President Dr. Judy Bonner ..... 9

**OUTLOOK**  
 Preview ..... 10-11  
 Opponents ..... 12-15

**THE TEAM**  
 Player Profiles ..... 16-39  
 Coaching Staff ..... 40-45  
 Support Staff ..... 46-47

**YEAR IN REVIEW**  
 2011-12 Review ..... 48-62

**RECORDS AND HISTORY**  
 Year-by-Year Team Statistics ..... 63  
 Team Scoring Records ..... 64  
 Individual Scoring Records ..... 65  
 Field Goal Records ..... 66-67  
 Free Throw Records ..... 68  
 1,000 Point Club ..... 69-73  
 Rebound Records ..... 74  
 Assist Records ..... 75  
 Steals, Blocks and Games Records ..... 76  
 vs. AP Top 25; 100-plus Point Games ..... 77  
 Home Game Records ..... 78  
 Coaching Records ..... 79  
 All-Time Roster ..... 80-81  
 All-Time Jersey Numbers ..... 82-83  
 Assistant Coaches ..... 83  
 All-Americans ..... 84-85  
 SEC Awards ..... 86  
 Miscellaneous Awards ..... 87  
 Academic Awards ..... 88-89  
 Series Results ..... 90-97  
 Year-by-Year Results ..... 98-105  
 Conference Series Records ..... 106-107  
 SEC Tournament Results ..... 108-109  
 Postseason Results ..... 110-111  
 Radio/Television Chart ..... 112



## QUICK FACTS

## UNIVERSITY INFORMATION

Location	Tuscaloosa, Ala.
Enrollment	33,602
Founded	April 12, 1831
Nickname	Crimson Tide
Colors	Crimson and White
Conference	Southeastern
President	Dr. Judy Bonner
Athletic Director	Mal Moore
Senior Women's Administrator	Marie Robbins
Faculty Representative	Dr. Kevin Whitaker
Facility	Foster Auditorium
Capacity	3,800

## COACHING STAFF

Head Coach	Wendell Hudson
Alma Mater	Alabama, 1973
Record at Alabama	55-69 (.444)
Overall Record	294-196 (.600)
SEC Record	12-50 (.194)
Season at Alabama	Fifth
Associate Coach	Clarisse Garcia
Alma Mater	Villanova, 2007
Season at Alabama	First
Assistant Coach	Donnie Quinn
Alma Mater	New Orleans, 1979
Season at Alabama	First
Assistant Coach	Tim Miller
Alma Mater	Alabama, 1994
Season at Alabama	First
Athletic Intern	Ericka Russell
Alma Mater	Alabama, 2011
Season at Alabama	First
Director of Player Development	Capriee Tucker
Alma Mater	Chattanooga, 2012
Season at Alabama	First

## TEAM INFORMATION

2011-12 Overall Record	12-19
2011-12 SEC Record	2-14
Starters R/L	4/1
Letterwinners R/L	8/5
Newcomers	6

## HISTORY

All-Time Record	645-480 (.573)
All-Time SEC Record	132-229 (.366)
All-Time Home Record	309-142 (.685)
First Season	1974
NCAA Appearances	10 (1984, 1988, 1992-99)
WNIT Appearances	4 (2000-02, 2011)

## 2012-13 SCHEDULE

Day	Date	Opponent	Location	Time	TV
Monday	Nov. 5	Stillman (Exhib.)	Tuscaloosa, Ala.	6:30 p.m.	
Sunday	Nov. 11	Jacksonville State	Tuscaloosa, Ala.	2 p.m.	
Tuesday	Nov. 13	at Houston	Houston, Texas	7 p.m.	
Saturday	Nov. 17	Arkansas-Pine Bluff	Tuscaloosa, Ala.	TBA	
Monday	Nov. 19	North Texas	Tuscaloosa, Ala.	6:30 p.m.	
Sunday	Nov. 25	Southeastern Louisiana	Tuscaloosa, Ala.	2 p.m.	
Saturday	Dec. 1	at Wisconsin	Madison, Wis.	2 p.m.	
Saturday	Dec. 8	Chattanooga	Tuscaloosa, Ala.	2 p.m.	
Saturday	Dec. 15	at Troy	Troy, Ala.	2 p.m.	
Monday	Dec. 17	Wofford	Tuscaloosa, Ala.	11 a.m.	
Friday	Dec. 21	Virginia	Tuscaloosa, Ala.	2 p.m.	
Friday	Dec. 28	vs. Cincinnati #	Honolulu, Hawai'i	9:30 p.m.	
Saturday	Dec. 29	vs. Long Island #	Honolulu, Hawai'i	7:30 p.m.	
Sunday	Dec. 30	at Hawai'i #	Honolulu, Hawai'i	10 p.m.	
Thursday	Jan. 3	at Texas A&M *	College Station, Texas	7 p.m.	
Sunday	Jan. 6	Kentucky *	Tuscaloosa, Ala.	2 p.m.	
Thursday	Jan. 10	Georgia *	Tuscaloosa, Ala.	8 p.m.	CSS
Sunday	Jan. 13	at Mississippi *	Oxford, Miss.	1:30 p.m.	SportSouth
Sunday	Jan. 20	at Tennessee *	Knoxville, Tenn.	Noon	CSS
Thursday	Jan. 24	Auburn *	Tuscaloosa, Ala.	8 p.m.	CSS
Sunday	Jan. 27	Vanderbilt *	Tuscaloosa, Ala.	1 p.m.	SEC Network
Thursday	Jan. 31	at Georgia *	Athens, Ga.	6 p.m.	
Sunday	Feb. 3	at Florida *	Gainesville, Fla.	Noon	Sun Sports
Thursday	Feb. 7	South Carolina *	Tuscaloosa, Ala.	6:30 p.m.	
Sunday	Feb. 10	Arkansas *	Tuscaloosa, Ala.	2 p.m.	
Sunday	Feb. 17	at Auburn *	Auburn, Ala.	1:30 p.m.	ESPN2
Thursday	Feb. 21	at Mississippi State *	Starkville, Miss.	7 p.m.	
Sunday	Feb. 24	Florida *	Tuscaloosa, Ala.	2 p.m.	
Thursday	Feb. 28	at LSU *	Baton Rouge, La.	7 p.m.	
Sunday	March 3	Missouri *	Tuscaloosa, Ala.	2 p.m.	
Wed.-Sun.	March 6-10	SEC Tournament	Duluth, Ga.	TBA	
Sat.-Tues.	March 23-26	NCAA First/Second Rounds	TBA	TBA	
Sat.-Tues.	March 30-April 2	NCAA Regionals	TBA	TBA	
Sunday	April 7	NCAA Final Four	New Orleans, La.		
Tuesday	April 9	NCAA Championship	New Orleans, La.	6:30 p.m.	

# Bank of Hawai'i Rainbow Wahine Invitational (Honolulu, Hawai'i)

\* Southeastern Conference game

All times listed in central and subject to change

## CREDITS

The 2012-13 University of Alabama Women's Basketball Media Guide was produced by the staff of the Alabama Athletics Communications Office. The publication was written and edited by Jessica Paré. Photography by Alabama Athletics Director of Photography Kent Gidley and his student assistants. Special thanks to the Crimson Tide coaching staff, Brent Hollingsworth for the cover design, Pete LaFleur for editorial assistance and the staff of the SEC office. Copyright 2012 by the Board of Trustees of the University of Alabama. "Roll Tide," "Crimson Tide," "Bama" and the primary and secondary logos are registered trademarks of The University of Alabama.

**ATHLETICS COMMUNICATIONS OFFICE**

The Alabama Athletics Communications Office is located on the ground level of Coleman Coliseum.

Phone: (205) 348-6084

Fax: (205) 348-8841

**Mailing Address**

Alabama Athletics Communications  
PO Box 870391  
Tuscaloosa, AL 35487

**Overnight Shipping**

Alabama Athletics Communications  
Coleman Coliseum – Room 170  
323 Bryant Drive  
Tuscaloosa, AL 35401

**MEDIA CREDENTIALS**

Credentials are required for access on the floor at all University of Alabama home women's basketball games. Media credential requests should be sent in writing on company letterhead to the Alabama athletics communications office. Placecards on press row identify media seating. Credentials may be picked up at the media will call table in Foster Auditorium.

Photographer credential requests should also be made in writing, on company letterhead. The photo area includes both ends of the court.

Media must notify the the athletics communications office within 48 hours if planning to attend the game for parking purposes. Media cannot be added to the parking list inside the 48-hour window and will have to find parking on their own.

**INTERVIEWS**

Alabama head coach Wendell Hudson and student-athletes are available for interviews in person or, with prior arrangement, by telephone. Alabama practices are in Foster Auditorium. Practices are closed to the media, unless prior arrangements have been made. Hudson and student-athletes can be made available following the completion of practice, depending upon class schedules, travel or other plans. Media wishing to attend practice should contact the athletics communications at least one day in advance. Practice plans can be obtained through the athletics communications office.

On game day, only postgame interviews are allowed. Please arrange all interviews through the athletics communications staff.

**RADIO BROADCASTS**

Visiting teams wishing to broadcast games from Foster Auditorium are provided access to one phone line. Calls are charged to the visiting radio network. Should an additional line be required, broadcasters must arrange their own hookup through the University of Alabama Telecommunications Office at (205) 348-6300. Visiting radio broadcasters must call in advance or have their media relations office notify Alabama that they will be broadcasting the game and will require credentials. Alabama provides a monitor that is hooked up to the computer stats program, providing electronic media up-to-the-second stats.

**GAME SERVICES**

Complete team and individual statistics (box score), quotes and a running play-by-play are provided to the media who cover the Crimson Tide at home. Copies of stats, game notes, media guides and roster sheets are available in the media alcove, located on the upper level. Complete books, which include the box and play-by-play, will be brought to the media alcove/postgame interview room promptly following the game's conclusion. Brief quotes from Wendell Hudson and the visiting coach, as well as some of Alabama's student-athletes, are included in the postgame package. At home games, with five minutes remaining, a member of the Athletics Communications staff will collect postgame interview requests. Approximately 10 minutes after the game ends, the two head coaches and the players requested will come to the interview room adjacent to press row in Coleman Coliseum or the upstairs media room in Foster Auditorium.

Ample electrical outlets and phone jacks are available in the workroom in Foster Auditorium. Media wishing to install a private phone line must do so several weeks in advance by calling University Telecommunications Office (205) 348-6300.

**INTERNET**

Information about The University of Alabama athletics can be found online at RollTide.com. Site offerings include rosters, schedules, results, stats, boxscores and biographical information. Some photos also are available on the site. Members of the media can access high-resolution photos of Tide student-athletes and teams via the Crimson Tide Digital Media platform (CrimsonTideMedia.com), which also provides access to a centralized location for helpful information on covering the Tide and credential requests.

From the web site, Tide fans can find a link to listen to Alabama games live via the internet and follow home game action via live stats.

Wireless internet is available throughout Foster Auditorium.

**VIDEO FOOTAGE/SATELLITE FEEDS**

The University of Alabama, through Crimson Tide Sports Marketing and the Crimson Tide Sports Network, offers a weekly 15-minute satellite feed consisting of interviews with coaches and athletes, taped highlights and a narrated taped package. The package is offered September through May. During the season, the women's basketball team is included in this package. For its key home games, Alabama may offer a feed following the game that night.

Please call Tom Roberts at CTSM (205) 348-9610, for more details including the time and coordinates, if interested in taking the feed. To obtain video footage of the team, please contact CTSM at the above number.

**SOCIAL MEDIA**

In addition to RollTide.com, news, video and features on the Alabama women's basketball team can be found on Facebook, Twitter and YouTube by searching for AlabamaWBB.

**SEC VIDEO FEEDS/TELEVISION**

Participating news affiliates also can select individual clips to insert directly into online stories. Television stations have access to an FTP account to run content on-air. The SEC Affiliate Network is managed through XOS Digital. To join, please request a participation form from the program's director, Anna Marie Neri, at aneri@xosdigital.com or at 407.670.5049.

**RADIO NETWORK**

Alabama women's basketball can be heard on the radio by tuning into one of the 15 stations statewide as part of the Crimson Tide Sports Network (CTSN). Mick Gillispie will provide the play-by-play for the sixth consecutive season.



**MICK GILLISPIE**

## FOSTER AUDITORIUM



The University of Alabama Athletics Department renovated and expanded Foster Auditorium to create a new home for the Crimson Tide's volleyball and women's basketball programs, beginning in 2011. The remodel of Foster included refurbishing the arena portion of the building with new seating, both on the floor level and the second level that overlooks the court, creating an impressive competitive atmosphere for both sports.

"We are pleased to be able to renew and restore Foster Auditorium to its position as a vital hub of campus life," Alabama Director of Athletics Mal Moore said. "Our volleyball and women's basketball programs will have a tremendous arena to practice and play in that is located in the heart of campus."

The restoration of the venerable three-story building was completed in January of 2011, in time for the women's basketball game between Alabama and Florida on Feb. 13, 2011, when the Tide defeated the Gators 64-59.

"I have always said this is what this building should be," Alabama head women's basketball coach Wendell Hudson said. "It will definitely help us with a home-court advantage. We want

opposing teams to dislike coming here. Knowing the history of the building and what has happened here, and to see it come into what it is today is something special."

The renovation also included suites for both programs to house locker rooms, team areas, meeting and video rooms and coaches offices. A weight room and athletics training facilities also were included in the project.

Originally built in 1939, Foster Auditorium was named in 1942 for Richard Clarke Foster, president of the University of Alabama from 1937-41. It was the largest and most expensive of 14 buildings added to campus between 1936 and 1939 using funds from the Public Works Administration.

In its original capacity, Foster served as home for intramural sports, graduations, concerts, lectures and campus meetings. It also served as the home of several varsity athletic programs over the years, including men's basketball from 1939-68, women's volleyball from 1974-81 and 1989-95, women's basketball, which played selected games in Foster, from 1975-81, and gymnastics from 1975-84.

Additionally, the women's athletic program, including coaches and administrative offices, was located in Foster during the 1970s through the early 1980s.

The volleyball program, which began in 1974, practiced and competed in Foster for 15 seasons (1974-81 and 1988-95). The volleyball program was the last team to leave Foster, moving to Coleman Coliseum beginning with the 1996 season. After playing four seasons (1996-99) on the main Coleman Coliseum floor, volleyball competed in the Coleman Auxiliary Volleyball Extension (CAVE) for 11 seasons (2000-10), before returning to Foster Auditorium in 2011.

Women's basketball played 35 games in Foster from 1975-81, splitting time between Foster Auditorium and the main floor of Coleman Coliseum, until permanently moving to Coleman Coliseum from 1981-2011. Following the completion of the renovation, women's basketball played its final three home games of the 2010-11 season in Foster before its first complete season in the building during the 2011-12 campaign.



With eight national championships, 10 runner-up finishes, a nation-leading 34 Final Four appearances and 111 first team All-America honors, the Southeastern Conference stands firmly as the nation's premier intercollegiate women's basketball conference.

**BY THE NUMBERS**



- The SEC has posted impressive non-conference records in the past decade. The SEC compiled a 134-41 (.766) non-conference record during the 2011-12 season.

- Since the 1990 season, the SEC has compiled a 3,047-935 (.765) record against other conferences. The league has recorded 150-plus wins during eight seasons and has never had recorded a non-conference winning percentage below .723.

- SEC teams have earned appearances in 25 of 31 NCAA Final Fours, an accomplishment unmatched by any other league.

- Overall, SEC squads have filled 34 of the 124 Final Four berths, including two Final Four teams in 1988 (Auburn, Tennessee), 1989 (Auburn, Tennessee), 1995 (Georgia, Tennessee), 1996 (Georgia, Tennessee), 1998 (Arkansas, Tennessee), 2004 (LSU, Tennessee), 2005 (LSU, Tennessee), 2007 (LSU, Tennessee) and 2008 (LSU, Tennessee).

- SEC teams have made 18 appearances in a nation-leading 16 NCAA Championship games, winning eight NCAA titles (Tennessee: 1987, 1989, 1991, 1996, 1997, 1998, 2007 and 2008).

- The league also has the distinction of providing both national finalists twice in its history; 1996 (Tennessee 83, Georgia 65) and in 1989 (Tennessee 76, Auburn 60).

- SEC teams have won 347 NCAA Tournament games against 180 losses (.658) for an average of 11.2 NCAA wins per year.

- All 14 current members have appeared in the NCAA Tournament.

- The SEC has paced the pack in NCAA tournament bids 22 times in its 31-year history.

- The SEC was the first league ever to have eight teams invited to the NCAA Tournament, doing so in 1999, 2002 and 2012.

- The SEC also was the first league ever to have seven teams invited to the NCAA Tournament and has earned this honor a leading seven times (1986, 1991, 1995, 1996, 1997, 2003, 2004).

- The SEC is one of a handful of leagues to have won titles at three different national tournaments with eight NCAA, two WNIT and three NWIT. Along with the eight NCAA championships won by Tennessee, Arkansas (1999) and Auburn (2003) captured the current Women's NIT titles.

But the first SEC national title belongs to Georgia, winners of the 1981 NWIT, which predates the current NCAA tournament. LSU (1985) and Kentucky (1990) also won NWIT titles. Both Arkansas (1987) and South Carolina (1979) won the WNIT as members of their previous conferences.

- In 2003, Auburn won the WNIT title with wins over South Alabama, Florida State, Richmond, Creighton and Baylor. In 1999, the Arkansas Lady Razorbacks defeated Wisconsin 76-64 to claim the SEC's first WNIT championship.

- In 1981, Georgia defeated Pittsburgh, California and Arizona State (in OT) to capture the NWIT Championship, the first national championship of any kind for the SEC in women's basketball.

- The SEC has had 59 student-athletes named as a First-Team All-America selection. Those 59 have been named a total of 86 times since the 1982-83 season (first year of SEC women's basketball).

- All-Americans were first named in women's basketball in 1975. Since that time, league schools have had 67 players named first-team a total of 111 times.

- The league has had six Honda Sports Awards winners in Katrina McClain, Georgia (1987); Bridgette Gordon, Tennessee (1989); Chamique Holdsclaw, Tennessee (1997 and 1998); and Candace Parker, Tennessee (2007 and 2008).

- Tennessee's Chamique Holdsclaw was named the winner of the Honda-Broderick Cup, as the Collegiate Woman Athlete of the Year, in 1998.

- Seven Naismith Player of the Year winners have come from the SEC. They include Saudia Roundtree, Georgia (1996), Chamique Holdsclaw, Tennessee (1998 and 1999), Tamika Catchings, Tennessee (2000), Seimone Augustus, LSU (2005 and 2006) and Candace Parker, Tennessee (2008).

- SEC teams have provided 135 All-Region performers, including 28 Most Outstanding Players.

- Over the past 31-years, 38 Final Four All-Tournament Team members have come from SEC schools.

- In 1996, the entire all-tournament team was made up of SEC players.

- Nine NCAA Post-Graduate Scholarship winners and 29 Academic All-Americans hail from the SEC.

**NCAA NUMBERS**

**NCAA APPEARANCES**

<b>SEC</b>	<b>188</b>
ACC	144
Big Ten	128
Big East	125
Pac-12	104
Big 12	98
Atlantic 10	74
Sun Belt	49
Conference USA	47
Missouri Valley	40

**NCAA TITLES**

<b>SEC</b>	<b>8</b>
Big East	8
Big 12	3
ACC	2
Pac-12	2
Sun Belt	1
Big Ten	1
Independents	1

**NCAA TOURNAMENT WINS**

<b>SEC</b>	<b>347</b>
Big East	213
ACC	209
Big Ten	147
Big 12	145
Pac-12	132
Sun Belt	65
Atlantic 10	59
Independents	32

**FINAL FOUR APPEARANCES**

<b>SEC</b>	<b>34</b>
Big East	20
ACC	14
Pac-12	11
Big 12	8
Sun Belt	8
Big Ten	8
Independents	6
Colonial	1



# ON CAMPUS

THE SIGHTS OF ONE OF AMERICA'S MOST BEAUTIFUL AND HISTORICAL UNIVERSITIES






Life at The Capstone is full of opportunities ...



from athletic events and cultural experiences ...



to Greek life and everything in between.

Life on The University of Alabama campus is defined by opportunities. If you want to get involved, join one of more than 350 student organizations, help plan concerts and speaker series, participate in intramural teams or run for student government.

If you enjoy the arts, you can take advantage of a rich and varied schedule of musical, dance and theatre performances, art galleries and exhibitions, lectures and readings by writers, poets and experts on every topic imaginable. You can enrich your knowledge of the state and University's history by visiting one of UA's fine museums, which house countless historical artifacts and offer hands-on exploration opportunities.

From the architecture on campus to the landscaping, the University of Alabama campus is one of the most beautiful places in the state of Alabama.

The Ferguson Center was completed in 1973. Plans at the time called for the building to be constructed over Woods Hall, but it was built slightly to the north thanks to a student campaign to save the art building.

The Ferguson Center Game Room is the perfect place to unwind, test your skill at a video game, play a friendly game of pool or Ping-Pong, or enter a campus tournament. With seven pool tables, video games, a Ping-Pong table, computer gaming and televisions, the Game Room offers a fun escape to the daily pressures of college life.

The University of Alabama offers a complete educational, cultural and social experience. Whatever your interests, you'll find a group, an organization, an activity or a program that will appeal to you at UA.

The newly expanded Student Recreation Center offers first-class recreation facilities to students, faculty and staff. It includes two multi-use gyms, nine multi-purpose courts, weight machines, 1/8-mile jogging track, extensive cardio area, locker rooms, indoor swimming pool, dry and steam saunas, 12 lighted tennis courts, four aerobics rooms, eight racquetball courts and a squash court—together encompassing more than 200,000 square feet. The facility's outdoor aquatic area, which opened in the summer of 2003, features a lazy river, lap swim, large water-park-type slide and plenty of deck space.



# MAL M. MOORE

## ATHLETICS DIRECTOR

The University of Alabama's director of athletics since 1999, Mal Moore has made an indelible mark on one of the nation's most storied athletic programs, leading a department that has enjoyed tremendous success athletically and academically and has undergone an unprecedented period of growth during his tenure.

Through his guidance, Alabama's athletic department remains focused on his vision of having all Crimson Tide athletic teams and student-athletes competitive at the highest level nationally while continuing to elevate athletic facilities at the Capstone to premier status nationally for all sports.

During his tenure as director of athletics, Moore has overseen more than \$200 million of capital improvements to University of Alabama athletic facilities. Those projects have encompassed the entire scope of all Crimson Tide athletic programs and have benefitted every Alabama student-athlete, coach and administrator.

Throughout his career, Moore has worked with a diversified field of constituents, from fellow coaches and former players, to fans and the business community. All of those experiences and relationships – in addition to his ability to unify those many constituents - have made him the ideal person to lead Alabama athletics in the 21st century.



Moore's dedication to and love of the University of Alabama was recognized on March 28, 2007, when, as a permanent tribute to his lifelong contribution to the University of Alabama, the Board of Trustees of the University of Alabama officially dedicated the facility formerly known as the Football Building as the Mal M. Moore Athletic Facility.

Under Moore's direction, Alabama's athletic teams have produced national championship teams in football (2009, 2011 and 2012), gymnastics (2002, 2011 and 2012), women's golf (2012) and softball (2012) and Southeastern Conference championships in football, basketball, baseball, gymnastics, men's golf, women's golf, men's cross country and softball.

Alabama athletes have earned some of the highest honors the SEC and NCAA have to offer, including SEC Athlete of the Year, SEC Scholar-Athlete of the Year, NCAA Top VIII, NCAA Postgraduate Scholarships and NCAA Sportsman of the Year. These honors are over and above the individual conference and national titles that Alabama athletes continue to bring home to the Capstone on a regular basis.

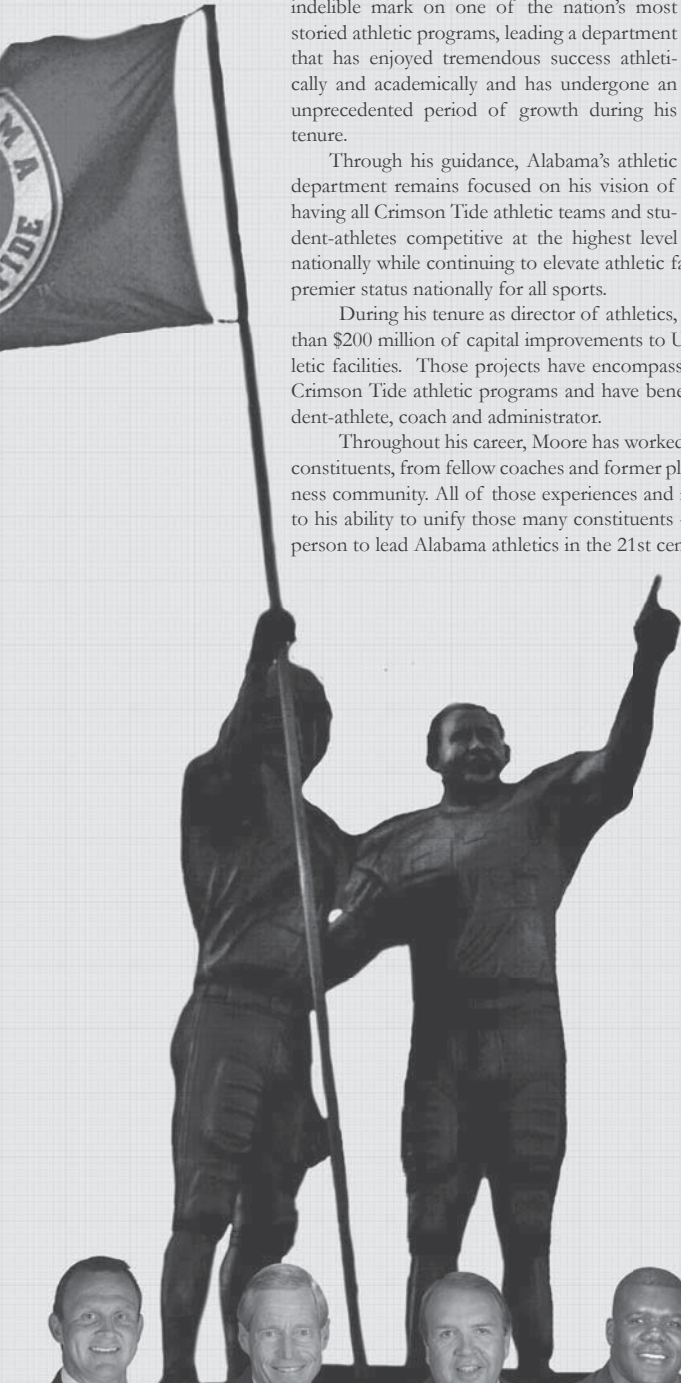
In addition to making his mark on Alabama, Moore also has made a national impact as a key member of several prestigious NCAA and college football committees. Moore has served on the NCAA Division I Football Issues Committee, the SEC Athletic Directors Bowl Advisory Committee, and the Big Six Conferences Minority Coaches Forum.

Moore's distinguished record of service to UA began more than 50 years ago when he joined the Crimson Tide football squad as a scholarship player for coach Paul "Bear" Bryant from 1958-62. Moore has the distinction of being a part of 10 national championship football teams as a player, coach and athletic director (1961, 1964, 1965, 1973, 1978, 1979, 1992, 2009, 2011 and 2012), 17 SEC championships, and 39 bowl trips. He is the only individual connected with the Tide program to be a part of nine national football championships.

In 2011, Moore was elected to the State of Alabama Sports Hall of Fame for his accomplishments as a coach and an administrator. The National Football Foundation then named Moore the recipient of its 2012 John L. Toner Award winner, which goes annually to the athletic director who has "demonstrated superior administrative abilities and shown outstanding dedication to college athletics and particularly college football."

During a coaching career that spanned 31 years, Moore spent 22 of those at Alabama with stops at Montana State, Notre Dame and the NFL's St. Louis and Phoenix Cardinals. At Alabama, Moore started as Coach Bryant's graduate assistant in 1964 and then was defensive backfield coach for six seasons beginning in 1965 before becoming quarterbacks coach from 1971-82, also serving as the Tide's first offensive coordinator starting in 1975. He returned as Alabama's offensive coordinator under Gene Stallings from 1990-93 before moving into athletic administration.

A 1963 graduate of the University of Alabama, Moore holds both an undergraduate degree in sociology and a 1964 Master's Degree in secondary education from the Capstone. A native of Dozier, Ala., he was married to the former Charlotte Davis of Tuscaloosa for 41 years before she passed away after a long illness in 2010. Moore has one daughter, Mrs. Steve (Heather) Cook of Scottsdale, Ariz., a granddaughter, Anna Lee, and a grandson, Charles Cannon.



**SHANE LYONS**  
DEPUTY ATHLETICS  
DIRECTOR / COO

**FINUS GASTON**  
EXECUTIVE ASSOCIATE A.D.  
CHIEF FINANCIAL OFFICER

**KEVIN ALMOND**  
SENIOR ASSOCIATE A.D.  
SUPPORT SERVICES

**MILTON OVERTON**  
SENIOR ASSOCIATE A.D.  
TECHNOLOGY ADVANCEMENT

**RONNY ROBERTSON**  
SENIOR ASSOCIATE A.D.  
DEVELOPMENT

**MARIE ROBBINS**  
ASSOCIATE A.D.  
SENIOR WOMAN ADMINISTRATOR

**JONATHAN BOWLING**  
ASSOCIATE A.D.  
COMPLIANCE

**CAROL PARK**  
ASSOCIATE A.D.  
BUSINESS

**JEFF PURINTON**  
ASSOCIATE A.D.  
FOOTBALL COMMUNICATIONS



**THAD TURNIPSEED**  
ASSOCIATE A.D.  
SPECIAL PROJECTS

**DOUG WALKER**  
ASSOCIATE A.D.  
COMMUNICATIONS

**JEFF ALLEN**  
ASSISTANT A.D.  
SPORTS MEDICINE

**CHRIS BESANCENEY**  
ASSISTANT A.D.  
TICKETING / TIDE PRIDE

**JON DEVER**  
ASSISTANT A.D.  
STUDENT SERVICES

**TOMMY FORD**  
ASSISTANT A.D.  
DORON PROGRAMS

**BRAD LEDFORD**  
ASSISTANT A.D.  
STRATEGIC MARKETING

**AARON VOLD**  
ASSISTANT A.D.  
MAJOR GIFTS

**DR. KEVIN WHITAKER**  
FACILITY ATHLETIC  
REPRESENTATIVE





UNIVERSITY OF ALABAMA

# PRESIDENT DR. JUDY BONNER

---

Dr. Judith L. Bonner was named the 28th president of The University of Alabama on Nov. 1, 2012. Founded in 1831, the University is the state's flagship and a student-centered comprehensive research university.

Dr. Bonner recently served as interim president from March 5 until Aug. 31, 2012. She was promoted to executive vice president and provost on April 1, 2006, after serving as provost and vice president for Academic Affairs since March 2003. During the decade she served as provost, the University underwent transformational change growing from 19,000 students in 2003 to more than 33,600 in 2012. Each year, the academic strength of the student body and the faculty exceeded the record set the previous year.

Alabama's athletics programs likewise have excelled in recent years with four teams winning national championships in 2011-2012. Athletics Director Mal Moore lauds Dr. Bonner's commitment to athletics as well as academics. "Dr. Bonner has long been a supporter of Alabama athletics and I am excited about her leadership of our great University. We have a unique unity on our campus, a special bond between our athletics program and the University at-large. Dr. Bonner's leadership will only serve to enhance that relationship and the unity that has been such a vital part of our athletics and academic success over these many years," Moore said.

Dr. Bonner joined the faculty at The University of Alabama in 1981 as associate professor and head of the department of human nutrition and hospitality. She served as assistant academic vice president from 1985-1990 and as special assistant to the president from 1989-1991. Promoted to professor in 1988, she was named dean of the College of Human Environmental Sciences in 1989 and held that position until 2003. Prior to coming to UA, she held faculty appointments in the department of pediatrics at UAB and the department of medical dietetics at The Ohio State University.

Dr. Bonner earned her bachelor's and master's degrees from The University of Alabama and her Ph.D. from The Ohio State University, all in nutrition. Her research, focused on nutritional needs of chronically ill children and on eating disorders, has resulted in numerous publications.

Dr. Bonner is an active member of civic, scientific and professional organizations. Among other awards and honors, her accolades include the Distinguished Alumni Award from The Ohio State University, the AHEA Leader Award and the award for Outstanding Dietitian for the state of Alabama.

**"WE HAVE SO MUCH TO BE PROUD OF AND SO MUCH TO LOOK FORWARD TO AND, TOGETHER WITH OUR ALUMNI, FANS, FRIENDS AND SUPPORTERS, WE WILL REMAIN COMMITTED TO EXCELLENCE AND QUALITY IN EVERYTHING WE DO."**

**- PRESIDENT DR. JUDY BONNER**

POINT GUARDS

Although its roster a year ago was comprised primarily of guards, Alabama played without a true point guard in 2011-12, most often using Khristin Lee in that position. This season, however, the Crimson Tide has a pair of natural playmakers to add up top including Daisha Simmons and Jasmine Steele.

Lee started in 28 of the 30 games she played in 2011-12, dishing out a team-best 3.7 assists in addition to 1.3 steals per game. Her top scoring performance came on the road at No. 6 Kentucky, where she contributed 12 points, six rebounds, two assists and a pair of steals. Lee collected career highs in two categories at home against Mississippi, pulling down eight rebounds while handing out seven assists. Her overall numbers from 2010-11 to 2011-12 skyrocketed with the increased role, doubling her totals or better in nearly every category.

Shafontaye Myers also spent time at point guard for Alabama a season ago, making two starts, and like Lee, Myers played more of a role in her second season with the Tide, averaging a team-high 1.7 steals in addition to 5.7 points, 2.9 rebounds and 1.3 assists per game. Known for her speed and sharpshooting, Myers led UA in scoring three times, while tying for the most three-pointers on the season (47). She set career highs in just about every area in 2011-12, including scoring (16), rebounds (7), assists (4), steals (4) and minutes (33).

Daisha Simmons, who sat out the 2011-12 season due to NCAA transfer rules, will be looked upon for a big contribution at the point. Simmons, a 5-10 guard from Jersey City, N.J., competed in all but one game for Rutgers during the 2010-11 season and made four starts as a true freshman, including both of the NCAA Tournament games. She averaged 2.4 points, 2.4 rebounds and 1.4 assists per game during her first season. As a standout at Gill St. Bernards School, Simmons set the all-time scoring mark by registering 2,488 points in her high school career. Simmons was a three-time *Courier Post* Player of the Year and the 2010 *Star-Ledger* Player of the Year.

Steele, a 5-1 feisty guard from Midfield, Ala., joins the mix at point guard as a true freshman. She was a member of the 2012 Alabama all-star team and a Class 4A player of the year finalist. Steele earned a spot on the Alabama Sports Writers Association 4A first team twice (2011 and 2012) and was named the 2011 *Birmingham News* Metro Player of the Year. She led Midfield High School to four 4A state championship title games, winning three times. As a senior, Steele averaged 20.3 points, 12.5 rebounds, 7.9 steals and 5.2 assists per game.

POINT GUARD CAREER STATS

Player	GP-GS	Min-Avg	FG-FGA	Pct	3FG-FGA	Pct	FT-FTA	Pct	Off-Def	Tot-Avg	PF-FO	Ast	TO	Blk	Stl	Pts	Avg
Lee	63-28	1175-18.7	59-203	.291	0-4	.000	94-146	.644	73-96	169-2.7	164-4	111	125	13	65	212	3.4
Myers	52-2	860-16.5	95-316	.301	47-194	.242	34-50	.680	24-81	105-2.0	73-0	51	63	0	57	271	5.2



Khristin Lee served as the Tide's primary point guard in 2011-12 and averaged a team-high 2.7 assists per game.

GUARDS

The Tide's most experienced group is its corps of guards that includes four returnees and welcomes one addition. Leading the pack a season ago were Meghan Perkins and Jasmine Robinson, who, accounted for nearly 20 combined points per game.

Perkins, who joined the squad after playing her first two seasons at Pensacola State, started in 24 of the 29 games she appeared in and averaged the second-most points on the team at 9.4 per game while leading the Tide in rebounds with 5.4 per outing. She was also UA's top free throw shooter, hitting 79.5 percent from the stripe. Perkins reached double-digit points 11 times, including four of her first five games and notched one double-double with 19 points and 10 rebounds in Alabama's win over Air Force. Although traditionally a guard, Perkins played a variety of roles a season ago due to injuries in the lineup, but she should be able to remain in her natural position this year.

Two-year starter Robinson returns as the Tide's scoring leader from the 2011-12 season, averaging 11.4 points per game. She had a team-high 21 double-digit scoring performances while leading Alabama in points 12 times. Robinson was named to the Paradise Jam all-tournament team after averaging 14.3 points in 37.7 minutes during games against Old Dominion, Seton Hall and Louisiana Tech. Two games after returning from the island tournament, she put together the top scoring effort of her career thus far, hitting 10 of 19 shots for 24 points to lead UA past previously unbeaten Kansas.

Other returnees include Celiscia Farmer and Jessica Merritt, who both will be going into their final season with the Tide. Farmer served primarily as a reserve last season but did make nine starts in her junior year. She came up big off the bench in Alabama's win over No. 7 Kentucky, scoring nine points in only 12 minutes. Farmer has the potential of scoring in bunches quickly and can use her size to shoot over defenders on the perimeter or drive to the hoop. Merritt was a solid all-around contributor in her first season with the Tide and started in the final nine games. She scored double-figure points on seven occasions and led Alabama in scoring three times. In her first start at Arkansas, Merritt recorded 12 points, eight rebounds, three steals and one block. She also was instrumental in the Tide's win over seventh-ranked Kentucky, finishing with a team-high seven rebounds and nine points.

Joining the group this season is Emily Davis, a 6-1 freshman from Enterprise, Ala. Davis, a two-time Alabama Sports Writers Association 6A all-state honorable mention selection, averaged 16.5 points, 3.2 rebounds, 3.2 blocks, 3.2 assists and 1.6 steals per game in her senior season at Enterprise High School. She was named to the 2011 Central Region all-tournament team and was a two-time *Dothan Eagle* Basketball Super 12 honoree. In addition to being a four-year starter in basketball, Davis also competed in volleyball and soccer for the Wildcats.

GUARD CAREER STATS

Player	GP-GS	Min-Avg	FG-FGA	Pct	3FG-FGA	Pct	FT-FTA	Pct	Off-Def	Tot-Avg	PF-FO	Ast	TO	Blk	Stl	Pts	Avg
Robinson	64-37	1809-28.3	195-607	.321	45-186	.242	161-261	.617	60-123	183-2.9	132-2	81	151	6	72	596	9.3
Perkins	29-24	781-26.9	103-242	.426	0-10	.000	66-83	.795	61-96	157-5.4	76-2	44	69	24	43	272	9.4



In her first season at Alabama, Meghan Perkins averaged 9.4 points and 5.4 rebounds, while making 24 starts for the Tide.





**FORWARDS**

The Tide will have a completely new look inside, with the return of Kaneisha Horn and Alicia Mitcham and the addition of three newcomers in Nikki Hegstetter, Briana Hutchen and Brittany Jack.

The 6-1 Horn made an immediate impact on the hardwood for Alabama in 2010-11 but was sidelined for 2011-12 after having ACL surgery to repair a tear suffered in the summer. In Horn's first season with the Tide, she started in 28 games, averaged 8.6 points per game and was second on the team in rebounds with 5.7. She scored double-figure points nine times, including a season-high 21 at Florida. She was named Southeastern Conference Freshman of the Week on Nov. 29, and earned a spot on the 2011 SEC All-Freshman Team. In the league, Horn ranked sixth in free-throw percentage (.688) and 17th in rebounds.

Mitcham sat out a year ago after playing in 29 games in 2010-11. Only five games into that season, she recorded her first double-double with 18 points and 10 rebounds to lead Alabama over McNeese State. The 6-2 Mitcham connected on 48.9 percent of her attempts from the floor and provided an inside presence on the boards, averaging 3.6 rebounds in 17.7 minutes per game.

Hegstetter, a 6-2 freshman from Kennesaw, Ga., had a stellar high school career, becoming the first girls basketball player in Harrison High School history to surpass the 1,000-point and 1,000-rebound marks. She was a 2012 all-state second team selection as well as a member of the *Atlanta Journal Constitution* all-metro first team and Cobb County Tip Off Club first team. As a senior, Hegstetter averaged 20.1 points, 14.1 rebounds and 3.1 blocks per game.

Hutchen, like Simmons, came from Rutgers following her freshman campaign and was required, by NCAA rules, to sit out the 2011-12 season after transferring. The 6-1 forward from Baltimore made her collegiate debut in the Scarlet Knights season opener against California. She appeared in 28 games as a freshman, playing a combined 181 minutes. She enjoyed a successful high school career at St. Frances Academy, being named the *Baltimore Sun* player of the year in 2010. Hutchen averaged 17 points and 15 rebounds per game while leading the Panthers to a 25-3 record.

The 6-0 Jack, a transfer from Samford who walked on to the team in 2011-12, averaged 12.6 minutes as a freshman for the Bulldogs and hit 46.7 percent of her attempts from the floor. As a senior at Peachtree Ridge High School in Georgia, she played every position except center, while averaging 14.2 points and 7.8 rebounds per game. Jack was a two-time all-county and all-region selection and was named team MVP as both a junior and senior.



2012-13 OUTLOOK

**FORWARD CAREER STATS**

Player	GP-GS	Min-Avg	FG-FGA	Pct	3FG-FGA	Pct	FT-FTA	Pct	Off-Def	Tot-Avg	PF-FO	Ast	TO	Blk	Stl	Pts	Avg
Horn	33-28	806-24.4	96-306	.314	6-24	.250	86-125	.688	56-131	187-5.7	119-6	26	94	15	35	284	8.6
Mitcham	29-4	512-17.7	65-133	.489	0-0	.000	21-50	.420	46-57	103-3.6	60-2	11	41	13	26	151	5.2

**THE SCHEDULE**

The Crimson Tide will face a diverse non-conference schedule in 2012-13, taking on teams from 11 different conferences and also battling 11 squads that advanced to postseason play in 2012.

“We are really looking forward to getting this season started,” said head coach Wendell Hudson. “We feel like we have put together another tough non-conference schedule that we believe will help us down the road, especially when we get into conference play.”

In addition to its traditional 16-game Southeastern Conference slate, which for the first season will feature Missouri and Texas A&M, Alabama will compete against teams from the Atlantic Coast Conference, the Big East, the Big Ten, the Big West, Conference USA, the Northeast Conference, the Ohio Valley Conference, the Southern Conference, the Southland Conference, the Southwestern Athletic Conference and the Sun Belt.

The Tide will have one exhibition contest, hosting Stillman on Nov. 5, before tipping off the regular season against Jacksonville State on Sunday, Nov. 11. Alabama then will have a quick turnaround as it prepares for its first road game of the season at Houston on Nov. 13. The Tide will round out the month of November with three straight home games as it hosts Arkansas-Pine Bluff (Nov. 17), North Texas (Nov. 19) and Southeastern Louisiana (Nov. 25).

Alabama will kick off December with a game at Wisconsin before returning home for a matchup with Chattanooga on Dec. 8. The Tide then will have a week off from competition for finals prior to its road game at Troy on Dec. 15. Alabama will have two additional home games before breaking for the holidays. The annual Fifth Grade Fastbreak game is slated for Dec. 17 when the Tide hosts Wofford, followed by a meeting with Virginia on Dec. 21.

Alabama will return to action a week later to take part in the Bank of Hawai'i Rainbow Wahine Invitational in Honolulu, where the Tide will play its final non-conference games before heading into the SEC slate. The trio of games includes Cincinnati, Long Island and host institution Hawai'i.

Alabama will repack its bags shortly after returning from Hawai'i, tipping off conference play at Texas A&M on Jan. 3. Alabama will have seven additional SEC road games, including Mississippi (Jan. 13), Tennessee (Jan. 20), Georgia (Jan. 31), Florida (Feb. 3), Auburn (Feb. 17), Mississippi State (Feb. 21) and LSU (Feb. 28).

The Tide will host its first SEC game of the season on Jan. 6, when it welcomes the Kentucky Wildcats to Foster Auditorium. Other home league contests include: Georgia (Jan. 10), Auburn (Jan. 24), Vanderbilt (Jan. 27), South Carolina (Feb. 7), Arkansas (Feb. 10), Florida (Feb. 24) and Missouri (March 3).



**JACKSONVILLE STATE**

Nov. 11, 2012 • Tuscaloosa, Ala.

**GENERAL INFORMATION**

Location	Jacksonville, Ala.
Founded	1883
Enrollment	9,504
Nickname	Gamecocks
Colors	Red and White
Conference	Ohio Valley
President	Dr. William Meehan
Athletic Director	Warren Koegel
Arena	Pete Mathews Coliseum (5,500)

**TEAM INFORMATION**

Head Coach	Annette Watts
Record at School	14-46 (2 years)
Career Record	158-167 (11 years)
Assistant Coach	Yvette Sparks Jason Williams Courtney Payne
2011-12 Record	4-25
Ohio Valley Conference Record	1-15
Series Record	Alabama leads 6-0
Last Meeting	Dec. 22, 2007 Alabama 63, Jacksonville State 54

**MEDIA RELATIONS**

Basketball Contact	Greg Seitz
Office	256.782.5279
E-mail	gseitz@jsu.edu
Web Site	jsugamecocksports.com

**HOUSTON**

Nov. 13, 2012 • Houston, Texas

**GENERAL INFORMATION**

Location	Houston, Texas
Founded	1927
Enrollment	39,820
Nickname	Cougars
Colors	Scarlet and White
Conference	Conference USA
President	Dr. Renu Khator
Athletic Director	Mack Rhoades
Arena	Hofheinz Pavilion (8,479)

**TEAM INFORMATION**

Head Coach	Todd Buchanan
Record at School	29-32 (2 years)
Career Record	128-136 (9 years)
Assistant Coaches	Wade Scott Ravon Justice Leah Foster
2011-12 Record	3-26
Conference USA Record	2-14
Series Record	Houston leads 3-1
Last Meeting	Jan. 3, 2004 Houston 76, Alabama 70

**MEDIA RELATIONS**

Basketball Contact	Kyle Seay
Office	713-743-9404
E-mail	kseay@central.uh.edu
Web Site	uhcougars.com

**ARKANSAS-PINE BLUFF**

Nov. 17, 2012 • Tuscaloosa, Ala.

**GENERAL INFORMATION**

Location	Pine Bluff, Ark.
Founded	1873
Enrollment	3,800
Nickname	Lady Lions
Colors	Black and Gold
Conference	Southwestern Athletic
President	Dr. Tom Courtway
Athletic Director	Lonza Hardy, Jr.
Arena	H.O. Clemmons Arena (4,500)

**TEAM INFORMATION**

Head Coach	Nate Kilbert
Record at School	First Season
Career Record	211-197
Assistant Coaches	Danny Evans Ashley Brown
2011-12 Record	1-29
SWAC Record	1-17
Series Record	Alabama leads 1-0
Last Meeting	Dec. 4, 2010 Alabama 90, Arkansas-Pine Bluff 56

**MEDIA RELATIONS**

Basketball Contact	Edrin Nicholson
Office	870.575.7949
E-mail	nicholsone@uapb.edu
Web Site	uapblionsroar.com

**NORTH TEXAS**

Nov. 19, 2012 • Tuscaloosa, Ala.

**GENERAL INFORMATION**

Location	Denton, Texas
Founded	1890
Enrollment	36,206
Nickname	Mean Green
Colors	Green and White
Conference	Sun Belt
Interim President	V. Lane Rawlins
Athletic Director	Rick Villarreal
Arena	The Super Pit (10,500)

**TEAM INFORMATION**

Head Coach	Mike Petersen
Record at School	First Season
Career Record	312-250 (19 years)
Assistant Coaches	Wesley Brooks Ashley Davis Cayla Petree
2011-12 Record	15-16
Sun Belt Record	7-9
Series Record	North Texas leads 1-0
Last Meeting	Dec. 7, 2011 North Texas 69, Alabama 63

**MEDIA RELATIONS**

Basketball Contact	Tyler Bouldin
Office	940.565.3671
E-mail	Tyler.Bouldin@unt.edu
Web Site	meangreensports.com

**SOUTHEASTERN LOUISIANA**

Nov. 25, 2012 • Tuscaloosa, Ala.

**GENERAL INFORMATION**

Location	Hammond, La.
Founded	1925
Enrollment	15,602
Nickname	Lady Lions
Colors	Green and Gold
Conference	Southland
President	Dr. John Crain
Athletic Director	Bart Bellairs
Arena	University Center (7,500)

**TEAM INFORMATION**

Head Coach	Lori Davis Jones
Record at School	126-160 (10 years)
Career Record	304-257 (18 years)
Assistant Coaches	Eric Dumas Bob Austin
2011-12 Record	12-18
SLC Record	7-9
Series Record	Alabama leads 7-2
Last Meeting	Dec. 2, 2011 Alabama 69, Southeastern Louisiana 56

**MEDIA RELATIONS**

Basketball Contact	Kemmler Chapple
Office	985.549.3221
E-mail	kemmler.chapple@selu.edu
Web Site	LionSports.net

**WISCONSIN**

Dec. 1, 2012 • Madison, Wis.

**GENERAL INFORMATION**

Location	Madison, Wis.
Founded	1848
Enrollment	42,099
Nickname	Badgers
Colors	Cardinal and White
Conference	Big Ten
Interim Chancellor	David Ward
Athletic Director	Barry Alvarez
Arena	Kohl Center (17,122)

**TEAM INFORMATION**

Head Coach	Bobbie Kelsey
Record at School	9-20 (1 year)
Career Record	9-20 (1 year)
Assistant Coaches	Jayne Callahan Stacy Cantley Alysiah Bond
2011-12 Record	9-20
Big Ten Record	5-11
Series Record	First Meeting
Last Meeting	N/A

**MEDIA RELATIONS**

Basketball Contact	Diane Nordstrom
Office	608.262.9024
E-mail	dkn@athletics.wisc.edu
Web Site	uwbadgers.com

**CHATTANOOGA**

Dec. 8, 2012 • Tuscaloosa, Ala.

**GENERAL INFORMATION**

Location	Chattanooga, Tenn.
Founded	1886
Enrollment	11,438
Nickname	Lady Mocs
Colors	Navy, Old Gold and Silver
Conference	Southern
Chancellor	Dr. Roger Brown
Athletic Director	Rick Hart
Arena	McKenzie Arena (10,928)

**TEAM INFORMATION**

Head Coach	Wes Moore
Record at School	329-109 (14 years)
Career Record	529-164 (23 years)
Assistant Coaches	Nikki West Katie Burrows Mike Murray
2011-12 Record	22-10
SoCon Record	16-4
Series Record	Alabama leads 5-4
Last Meeting	Dec. 15, 2007 Chattanooga 62, Alabama 34

**MEDIA RELATIONS**

Basketball Contact	Anne Wehunt
Office	423.425.4618
E-mail	Anne-Wehunt@utc.edu
Web Site	GoMocs.com

**TROY**

Dec. 15, 2012 • Troy, Ala.

**GENERAL INFORMATION**

Location	Troy, Ala.
Founded	1887
Enrollment	30,564
Nickname	Trojans
Colors	Cardinal, Silver and Black
Conference	Sun Belt
Chancellor	Dr. Jack Hawkins, Jr.
Athletic Director	John Hartwell
Arena	Trojan Arena (5,200)

**TEAM INFORMATION**

Head Coach	Chanda Rigby
Record at School	First Season
Career Record	414-149 (20 years)
Assistant Coaches	Jennifer Graf Kayla Ard Michael Berry
2011-12 Record	2-26
Sun Belt Record	1-15
Series Record	Alabama leads 15-3
Last Meeting	Nov. 20, 2001 Alabama 101, Troy 58

**MEDIA RELATIONS**

Basketball Contact	Matt Mays
Office	334.670.5655
E-mail	mtmays@troy.edu
Web Site	TroyTrojans.com

2012-13 OUTLOOK







**WOFFORD**

Dec. 17, 2012 • Tuscaloosa, Ala.

**GENERAL INFORMATION**

Location	Spartanburg, S.C.
Founded	1854
Enrollment	1,600
Nickname	Terriers
Colors	Old Gold and Black
Conference	Southern
President	Dr. Benjamin B. Dunlap
Athletic Director	Richard Johnson
Arena	Benjamin Johnson Arena (3,500)

**TEAM INFORMATION**

Head Coach	Edgar Farmer
Record at School	68-167 (9 years)
Career Record	68-167 (9 years)
Assistant Coach	Jessica Ridgill Victoria Willis
2011-12 Record	13-18
SoCon Record	5-15
Series Record	First Meeting
Last Meeting	N/A

**MEDIA RELATIONS**

Basketball Contact	Brent Williamson
Office	864.597.4093
E-mail	williamsondb@wofford.edu
Web Site	woffordterriers.com

**VIRGINIA**

Dec. 21, 2012 • Tuscaloosa, Ala.

**GENERAL INFORMATION**

Location	Charlottesville, Va.
Founded	1819
Enrollment	21,049
Nickname	Cavaliers
Colors	Orange and Blue
Conference	Atlantic Coast
President	Dr. Teresa A. Sullivan
Athletic Director	Craig Littlepage
Arena	John Paul Jones Arena (14,593)

**TEAM INFORMATION**

Head Coach	Joanne Boyle
Record at School	25-11 (2 years)
Career Record	229-104 (10 years)
Assistant Coaches	Ashley Earley Cory McNeill Kim McNeill
2011-12 Record	25-11
ACC Record	9-7
Series Record	Virginia leads 2-0
Last Meeting	Nov. 25, 2005 Virginia 69, Alabama 48

**MEDIA RELATIONS**

Basketball Contact	Melissa Dudek
Office	434.982.5534
E-mail	mdudek@virginia.edu
Web Site	virginiadorsports.com

**CINCINNATI**

Dec. 28, 2012 • Honolulu, Hawai'i

**GENERAL INFORMATION**

Location	Cincinnati, Ohio
Founded	1819
Enrollment	42,421
Nickname	Bearcats
Colors	Red and Black
Conference	Big East
Interim President	Santa Jeremy Ono
Athletic Director	Whit Babcock
Arena	Fifth Third Arena (13,176)

**TEAM INFORMATION**

Head Coach	Jamelle Elliott
Record at School	37-54 (3 years)
Career Record	37-54 (3 years)
Assistant Coaches	Tasha McDowell Katie Rokus Aaron Swinson
2011-12 Record	16-16
Big East Record	6-10
Series Record	Alabama leads 1-0
Last Meeting	Dec. 6, 1991 Alabama 100, Cincinnati 80

**MEDIA RELATIONS**

Basketball Contact	Katie Baran
Office	513-556-5191
E-mail	katie.baran@uc.edu
Web Site	gobearcats.com

**LONG ISLAND**

Dec. 29, 2012 • Honolulu, Hawai'i

**GENERAL INFORMATION**

Location	Brooklyn, N.Y.
Founded	1926
Enrollment	11,000
Nickname	Blackbirds
Colors	Black and Silver
Conference	Northeast
President	Dr. David J. Steinberg
Athletic Director	John Suarez
Arena	Wellness Center (2,000)

**TEAM INFORMATION**

Head Coach	Gail Striegler
Record at School	71-51 (4 years)
Career Record	177-179(12 years)
Associate Head Coach	Lisa Pace
Assistant Coaches	Terrell Coburn Chelsea Wolf
2011-12 Record	21-10
NEC Record	10-8
Series Record	First Meeting
Last Meeting	N/A

**MEDIA RELATIONS**

Basketball Contact	Casey Snedecor
Office	718.488.1307
E-mail	catherine.snedecor@liu.edu
Web Site	liuathletics.com

**HAWAII**

Dec. 30, 2012 • Honolulu, Hawai'i

**GENERAL INFORMATION**

Location	Honolulu, Hawai'i
Founded	1907
Enrollment	20,000
Nickname	Rainbow Wahine
Colors	Green, Black, Silver and White
Conference	Mountain West
Chancellor	Dr. Tom Apple
Athletic Director	Rockne Freitas
Arena	Stan Sheriff Center (10,300)

**TEAM INFORMATION**

Head Coach	Laura Beeman
Record at School	First Season
Career Record	390-110 (15 years)
Assistant Coaches	Gavin Petersen Mary Wooley Linnae Barber
2011-12 Record	11-19
WAC Record	6-8
Series Record	First Meeting
Last Meeting	N/A

**MEDIA RELATIONS**

Basketball Contact	Kara Nishimura
Office	808.956.5087
E-mail	karakn@hawaii.edu
Web Site	hawaiiathletics.com

**TEXAS A&M**

Jan. 3, 2013 • College Station, Texas

**GENERAL INFORMATION**

Location	College Station, Texas
Founded	1872
Enrollment	50,054
Nickname	Aggies
Colors	Maroon and White
Conference	Southeastern
President	Dr. R. Bowen Loftin
Athletic Director	Eric Hyman
Arena	Reed Arena (12,989)

**TEAM INFORMATION**

Head Coach	Gary Blair
Record at School	212-90 (9 years)
Career Record	620-253 (27 years)
Assistant Coaches	Kelly Bond-White Bob Starkey Amy Wright
2011-12 Record	24-11
Big 12 Record	11-7
Series Record	First Meeting
Last Meeting	N/A

**MEDIA RELATIONS**

Basketball Contact	TBA
Office	TBA
E-mail	TBA
Web Site	aggieathletics.com

**KENTUCKY**

Jan. 6, 2013 • Tuscaloosa, Ala.

**GENERAL INFORMATION**

Location	Lexington, Ky.
Founded	1865
Enrollment	29,098
Nickname	Wildcats
Colors	Blue and White
Conference	Southeastern
President	Dr. Eli Capilouto
Athletic Director	Mitch Barnhart
Arena	Memorial Coliseum (8,000)

**TEAM INFORMATION**

Head Coach	Matthew Mitchell
Record at School	114-56 (5 years)
Career Record	144-85 (7 years)
Assistant Coaches	Matt Insell Shalon Pillow Danielle Santos
2011-12 Record	28-7
SEC Record	13-3
Series Record	Kentucky leads 22-16
Last Meeting	Feb. 16, 2012 Alabama 77, Kentucky 75

**MEDIA RELATIONS**

Basketball Contact	Susan Lax
Office	859.257.8420
E-mail	slax0@uky.edu
Web Site	ukathletics.com

**GEORGIA**

Jan. 10, 2013 • Tuscaloosa, Ala.  
Jan. 31, 2013 • Athens, Ga.

**GENERAL INFORMATION**

Location	Athens, Ga.
Founded	1785
Enrollment	34,816
Nickname	Lady Bulldogs
Colors	Red and Black
Conference	Southeastern
President	Dr. Michael F. Adams
Athletic Director	Greg McGarity
Arena	Stegeman Coliseum (10,523)

**TEAM INFORMATION**

Head Coach	Andy Landers
Record at School	795-268 (32 years)
Career Record	877-289 (37 years)
Associate Head Coach	Joni Crenshaw
Assistant Coaches	Angie Johnson Robert Mosley
2011-12 Record	22-9
SEC Record	11-5
Series Record	Georgia leads 34-9
Last Meeting	Feb. 5, 2012 Georgia 81, Alabama 66

**MEDIA RELATIONS**

Basketball Contact	Mike Mobley
Office	706.542.1621
E-mail	mmobley@sports.uga.edu
Web Site	georgiadogs.com

**MISSISSIPPI**

Jan. 13, 2013 • Oxford, Miss.

**GENERAL INFORMATION**

Location	Oxford, Miss.
Founded	1848
Enrollment	20,824
Nickname	Rebels
Colors	Cardinal Red and Navy Blue
Conference	Southeastern
Chancellor	Dr. Dan Jones
Athletic Director	Ross Bjork
Arena	Tad Smith Coliseum (9,061)

**TEAM INFORMATION**

Head Coach	Adrian Wiggins
Record at School	First Season
Career Record	215-83 (10 years)
Associate Head Coach	Brett Frank
Assistant Coaches	Kenya Landers Rebecca Kates-Taylor
2011-12 Record	12-18
SEC Record	2-14
Series Record	Mississippi leads 33-19
Last Meeting	Feb. 9, 2012 Alabama 52, Mississippi 47

**MEDIA RELATIONS**

Basketball Contact	Kristen Saibini
Office	662.915.7896
E-mail	klsaibin@olemiss.edu
Web Site	olemisssports.com

**TENNESSEE**

Jan. 20, 2013 • Knoxville, Tenn.

**GENERAL INFORMATION**

Location	Knoxville, Tenn.
Founded	1794
Enrollment	27,523
Nickname	Lady Volunteers
Colors	Orange and White
Conference	Southeastern
President	Dr. Joe DiPietro
Athletic Director	Dave Hart
Arena	Thompson-Boling Arena (21,678)

**TEAM INFORMATION**

Head Coach	Holly Warlick
Record at School	First Season
Career Record	First Season
Head Coach Emeritus	Pat Summitt
Assistant Coaches	Kyra Elzy Jolette Law Dean Lockwood
2011-12 Record	27-9
SEC Record	12-4
Series Record	Tennessee leads 45-2
Last Meeting	Jan. 26, 2012 Tennessee 86, Alabama 56

**MEDIA RELATIONS**

Basketball Contact	Eric Trainer
Office	865.974.8173
E-mail	etrainer@utk.edu
Web Site	UTsports.com

**AUBURN**

Jan. 24, 2013 • Tuscaloosa, Ala.  
Feb. 17, 2013 • Auburn, Ala.

**GENERAL INFORMATION**

Location	Auburn, Ala.
Founded	1856
Enrollment	25,469
Nickname	Tigers
Colors	Burnt Orange and Navy Blue
Conference	Southeastern
President	Dr. Jay Gogue
Athletic Director	Jay Jacobs
Arena	Auburn Arena (9,121)

**TEAM INFORMATION**

Head Coach	Terri Williams-Flournoy
Record at School	First Season
Career Record	143-104 (8 years)
Assistant Coaches	Ty Evans Caroline McCombs Adrian Walters
2011-12 Record	13-17
SEC Record	5-11
Series Record	Auburn leads 42-33
Last Meeting	Feb. 23, 2012 Auburn 81, Alabama 40

**MEDIA RELATIONS**

Basketball Contact	Matt Crouch
Office	334.844.9800
E-mail	mcrouch@auburn.edu
Web Site	AuburnTigers.com

**VANDERBILT**

Jan. 27, 2013 • Tuscaloosa, Ala.

**GENERAL INFORMATION**

Location	Nashville, Tenn.
Founded	1873
Enrollment	6,831
Nickname	Commodores
Colors	Black and Gold
Conference	Southeastern
Chancellor	Nicholas S. Zeppos
Athletic Director	David Williams II
Arena	Memorial Gymnasium (14,326)

**TEAM INFORMATION**

Head Coach	Melanie Balcomb
Record at School	238-94 (10 years)
Career Record	401-198 (19 years)
Assistant Coaches	Vicky Picott Kim Rosamond Tom Garrick
2011-12 Record	23-10
SEC Record	9-7
Series Record	Vanderbilt leads 28-11
Last Meeting	Feb. 26, 2012 Vanderbilt 67, Alabama 54

**MEDIA RELATIONS**

Basketball Contact	Michael Scholl
Office	615.343.5823
E-mail	michael.scholl@vanderbilt.edu
Web Site	vucmodores.com

**FLORIDA**

Feb. 3, 2013 • Gainesville, Fla.  
Feb. 24, 2013 • Tuscaloosa, Ala.

**GENERAL INFORMATION**

Location	Gainesville, Fla.
Founded	1853
Enrollment	49,785
Nickname	Gators
Colors	Orange and Blue
Conference	Southeastern
President	Dr. J. Bernard Machen
Athletic Director	Jeremy Foley
Arena	Stephen C. O'Connell Center (11,373)

**TEAM INFORMATION**

Head Coach	Amanda Butler
Record at School	98-67 (5 years)
Career Record	138-89 (7 years)
Assistant Coaches	Angela Crosby David Lowery Murriel Page
2011-12 Record	20-13
SEC Record	8-8
Series Record	Alabama leads 29-22
Last Meeting	Jan. 19, 2012 Florida 61, Alabama 37

**MEDIA RELATIONS**

Basketball Contact	Kathy Cafazzo
Office	352.375.4683 ext. 6133
E-mail	KathyC@gators.ufl.edu
Web Site	gatorzone.com

**SOUTH CAROLINA**

Feb. 7, 2013 • Tuscaloosa, Ala.

**GENERAL INFORMATION**

Location	Columbia, S.C.
Founded	1801
Enrollment	30,721
Nickname	Gamecocks
Colors	Garnet and Black
Conference	Southeastern
President	Dr. Harris Pastides
Athletic Director	Ray Tanner
Arena	Colonial Life Arena (18,000)

**TEAM INFORMATION**

Head Coach	Dawn Staley
Record at School	67-58 (4 years)
Career Record	239-138 (12 seasons)
Associate Head Coach	Lisa Boyer
Assistant Coaches	Nikki McCray Darius Taylor
2011-12 Record	25-10
SEC Record	10-6
Series Record	South Carolina leads 16-15
Last Meeting	March 1, 2012 South Carolina 57, Alabama 38

**MEDIA RELATIONS**

Basketball Contact	Diana Koval
Office	803.777.7977
E-mail	dkoval@mailbox.sc.edu
Web Site	GamecocksOnline.com

**ARKANSAS**

Feb. 10, 2013 • Tuscaloosa, Ala.

**GENERAL INFORMATION**

Location	Fayetteville, Ark.
Founded	1871
Enrollment	24,595
Nickname	Razorbacks
Colors	Cardinal and White
Conference	Southeastern
President	Dr. G. David Gearhart
Athletic Director	Jeff Long
Arena	Bud Walton Arena (19,200)

**TEAM INFORMATION**

Head Coach	Tom Collen
Record at School	93-66 (5 years)
Career Record	310-136 (14 years)
Assistant Coaches	Tari Cummings Nicki Collen Amber Shirey
2011-12 Record	24-9
SEC Record	10-6
Series Record	Arkansas leads 16-14
Last Meeting	Feb. 2, 2012 Arkansas 70, Alabama 52

**MEDIA RELATIONS**

Basketball Contact	Jeri Thorpe
Office	479.575.5037
E-mail	jthorpe@uark.edu
Web Site	arkansasrazorbacks.com

**MISSISSIPPI STATE**

Feb. 21, 2013 • Starkville, Miss.

**GENERAL INFORMATION**

Location	Starkville, Miss.
Founded	1878
Enrollment	20,424
Nickname	Lady Bulldogs
Colors	Maroon and White
Conference	Southeastern
President	Dr. Mark E. Keenum
Athletic Director	Scott Stricklin
Arena	Humphrey Coliseum (10,500)

**TEAM INFORMATION**

Head Coach	Vic Schaefer
Record at School	First Season
Career Record	80-110 (7 years)
Associate Head Coach	Johnnie Harris
Assistant Coaches	Aqua Franklin Brittany Hudson
2011-12 Record	14-16
SEC Record	4-12
Series Record	Alabama leads 34-15
Last Meeting	Jan. 12, 2012 Mississippi State 66, Alabama 61

**MEDIA RELATIONS**

Basketball Contact	Brock Turnipseed
Office	662.325.7556
E-mail	btturnipseed@athletics.msstate.edu
Web Site	hailstate.com

2012-13 OUTLOOK





## LSU

Feb. 28, 2013 • Baton Rouge, La.

### GENERAL INFORMATION

Location	Baton Rouge, La.
Founded	1860
Enrollment	28,771
Nickname	Lady Tigers
Colors	Purple and Gold
Conference	Southeastern
President	Dr. William Jenkins
Athletic Director	Joe Alleva
Arena	Pete Maravich Assembly Center (13,215)

### TEAM INFORMATION

Head Coach	Nikki Caldwell
Record at School	23-11 (one year)
Career Record	95-37 (four years)
Assistant Coaches	Tasha Butts Tony Perotti Stacie Terry
2011-12 Record	23-11
SEC Record	10-6
Series Record	LSU leads 34-16
Last Meeting	Feb. 12, 2012 LSU 51, Alabama 46

### MEDIA RELATIONS

Basketball Contact	Bill Martin
Office	225.578.8204
E-mail	wmarti4@lsu.edu
Web Site	lsusports.net

## MISSOURI

March 3, 2013 • Tuscaloosa, Ala.

### GENERAL INFORMATION


Location	Columbia, Mo.
Founded	1839
Enrollment	33,805
Nickname	Tigers
Colors	Old Gold and Black
Conference	Southeastern
President	Timothy M. Wolfe
Athletic Director	Mike Alden
Arena	Mizzou Arena (15,061)

### TEAM INFORMATION

Head Coach	Robin Pingeton
Record at School	26-36 (2 years)
Career Record	361-192 (17 years)
Associate Head Coach	Randy Norton
Assistant Coaches	Willie Cox Jenny Putnam
2011-12 Record	13-18
Big 12 Record	2-16
Series Record	Missouri leads 2-1
Last Meeting	Nov. 24, 2006 Missouri 78, Alabama 70

### MEDIA RELATIONS

Basketball Contact	Jenny Dewar
Office	573.884.9486
E-mail	dewarj@missouri.edu
Web Site	mutigers.com





5

6-0 • Senior

Guard

## Celiscia FARMER

Madison, Wis./Robert E. Lee HS

### CAREER HIGHS

Points	21 vs. Tennessee (2/18/10)
Rebounds	8 vs. Nicholls State (11/12/11)
FG Made	10 vs. Tennessee (2/18/10)
FG Attempted	16 vs. Auburn (1/14/10)
3PT FG Made	3 vs. Mississippi State (1/12/12)
3PT FG Attempted	4 - 3X, last vs. Mississippi (1/15/12)
FT Made	4 - 2X, last vs. Air Force (12/30/11)
FT Attempted	4 - 4X, last vs. Air Force (12/30/11)
Assists	5 vs. Kentucky (1/30/11)
Steals	3 vs. Presbyterian College (12/21/09)
Blocks	4 vs. Mississippi State (2/25/10)
Minutes	33 - 2X, last vs. Tennessee (2/18/10)

### SEC HIGHS

Points	21 vs. Tennessee (2/18/10)
Rebounds	7 vs. Florida (1/21/10)
FG Made	10 vs. Tennessee (2/18/10)
FG Attempted	16 at Auburn (1/14/10)
3PT FG Made	3 vs. Mississippi State (1/12/12)
3PT FG Attempted	4 - 3X, last vs. Mississippi (1/15/12)
FT Made	4 at Kentucky (1/17/10)
FT Attempted	4 - 3X, last at Kentucky (1/17/10)
Assists	5 vs. Kentucky (1/30/11)
Steals	2 - 2X, last vs. Vanderbilt (1/13/11)
Blocks	4 vs. Mississippi State (2/25/10)
Minutes	33 - 2X, last vs. Tennessee (2/18/10)

### 2011-12 SEASON HIGHS

Points	15 vs. Mississippi State (1/12)
Rebounds	8 vs. Nicholls State (11/12)
FG Made	6 vs. Mississippi State (1/12)
FG Attempted	11 vs. Northwestern State (11/18)
3PT FG Made	4 vs. Mississippi (1/15)
3PT FG Attempted	4 vs. Mississippi (1/15)
FT Made	4 vs. Air Force (12/30)
FT Attempted	4 vs. Air Force (12/30)
Assists	2 vs. LSU (2/12)
Steals	1 - 6X, last vs. South Carolina (2/19)
Blocks	3 vs. Arkansas (2/2)
Minutes	30 at Auburn (2/23)



### 2011-12 (JUNIOR)

Started in nine games for the Tide during the 2011-12 season ... led Alabama in scoring once ... averaged 3.8 points and 2.5 rebounds in 15.2 minutes per game ... came up big off the bench in win over No. 7 Kentucky, scoring nine points in 12 minutes of action ... recorded six points, four rebounds and three blocks at Arkansas ... added five points, two rebounds, two assists, one block and one steal at Florida ... scored eight points at home against Mississippi ... had a season-high 15 points against Mississippi State ... recorded eight points, five rebounds, one assist and one steal in the win over Air Force ... tallied five rebounds, four points and one block against Georgia Southern ... had seven points, six rebounds, one steal, one block and one assist in Alabama's win over Northwestern State ... was one of the Tide's top performers in its season opener against Nicholls State, scoring nine points, while adding eight rebounds, one assist, one block and one steal.

### 2010-11 (SOPHOMORE)

Collected a career-high five assists plus a season-best five rebounds and two blocks against Kentucky ... had seven first-half points at Florida ... also recorded a block against the Gators ... made her first start of the season against Vanderbilt where she contributed 10 points, two steals and one rebound ... tallied eight points and four rebounds in the season opener against Tennessee State ... averaged 2.7 points per game and 1.4 rebounds per contest.

### 2009-10 (FRESHMAN)

Saw action in 22 games as a freshman while earning a spot in the starting lineup twice ... led the Tide in scoring three times throughout the 2009-10 season ... reached the double-figure point mark four times ... scored a team-best 10 points against Mississippi State, while adding a career-high four blocks ... in first start of the season chipped in a career-high and game-best 21 points, in addition to four rebounds, two assists, two blocks and one steal against Tennessee ... scored 19 points on 9-of-12 shooting in Alabama's win over Florida ... notched seven points while grabbing four rebounds, three assists and two steals against Kentucky ... scored 18 points, while shooting 7-of-16 from the floor, at Auburn ... tallied four rebounds, three points and two assists in 17 minutes against Southern Miss ...

posted four points and pulled down four rebounds against Jackson State ... saw action at Texas A&M-Corpus Christi, scoring two points ... received the team's Most Improved Award.

### HIGH SCHOOL

Scored a career-high 43 points and earned game MVP honors for Robert E. Lee as a senior ... played in only five games her final season grabbing double-digit points in each contest ... averaged 26.2 points and 8.4 rebounds per game in 2008 ... as a junior collected 20 or more points on 10 occasions ... season-high of 31 points came against Brewbaker Tech on Nov. 16, 2007 ... in the Alabama 6A Sub-Regional made a career-best six three-pointers ... pulled down double-figure rebounds nine times throughout her career with her best being 15 ... averaged 18.5 points per game and 6.5 rebounds per contest as a junior ... notched seven double-doubles for Robert E. Lee ... played club ball for both Montgomery Heat and Alabama Dream Team.

### PERSONAL INFORMATION

Born Oct. 15, 1990 ... daughter of Eunice Conley ... has a brother, Peter, and two sisters, Tasia and Aiah ... majoring in psychology.



# PLAYER PROFILES

## Farmer's 2009-10 Game-by-Game Statistics

Opponent	Date	GS	Min	TOTAL			3-PTS			REBOUNDS			PF	A	TO	Blk	Stl	Pts	Avg				
				FG	FGA	Pct	3FG	FGA	Pct	FT	FTA	Pct								Off	Def	Tot	Avg
at A&M-C.C.	11/14	4	1	3	.333	0	1	.000	0	0	.000	0	1	1	1.0	0	0	0	2	2.0			
JACKSON STATE	11/17	15	2	7	.286	0	0	.000	0	4	.000	2	2	4	2.5	1	2	1	2	4	3.0		
SOUTHEASTERN LA	11/24	4	0	1	.000	0	0	.000	0	0	.000	0	1	1	2.0	0	0	0	0	2.0			
at Alabama State	12/4	15	2	3	.667	0	0	.000	0	0	.000	1	1	2	2.0	4	0	2	0	4	2.5		
at Florida A&M	12/16	2	0	2	.000	0	0	.000	0	0	.000	0	0	0	1.6	0	0	0	0	2.0			
PRESBYTERIAN	12/21	24	1	4	.250	0	1	.000	2	2	1.00	1	1	2	1.7	1	0	2	1	3	4.3		
SOUTHERN MISS	12/30	17	0	4	.000	0	0	.000	3	4	.750	2	2	4	2.0	4	2	1	0	1	3	2.4	
GEORGIA	1/03	3	0	1	.000	0	0	.000	0	0	.000	0	0	0	1.8	0	0	0	0	0	2.1		
at Auburn	1/14	33	7	16	.438	1	4	.250	3	3	1.00	2	1	3	1.9	1	2	1	1	18	3.9		
at Kentucky	1/17	26	1	7	.143	1	1	1.00	4	4	1.00	1	3	4	2.1	4	3	6	0	2	7	4.2	
FLORIDA	1/21	30	9	12	.750	0	0	.000	1	3	.333	3	4	7	2.5	1	2	5	1	0	19	5.5	
ARKANSAS	1/24	32	4	11	.364	0	1	.000	0	0	.000	0	1	1	2.4	2	3	3	0	1	8	5.8	
at Vanderbilt	1/28	12	0	4	.000	0	0	.000	0	0	.000	0	1	1	2.3	5	0	3	1	0	0	5.3	
LSU	1/31	17	2	4	.500	1	1	1.00	0	1	.000	0	1	1	2.2	0	0	4	0	0	5	5.3	
at Mississippi State	2/4	11	1	5	.200	1	2	.500	1	2	.500	1	3	4	2.3	2	0	2	0	1	4	5.2	
AUBURN	2/7	4	1	3	.333	1	1	1.00	0	0	.000	0	0	0	2.2	1	0	1	0	1	3	5.1	
at Georgia	2/14	11	0	4	.000	0	0	.000	2	2	1.00	0	0	0	2.1	1	2	0	0	2	4.9		
TENNESSEE	2/18	* 33	10	15	.667	1	1	1.00	0	1	.000	0	4	4	2.2	1	2	6	2	1	21	5.8	
at Arkansas	2/21	* 10	1	2	.500	0	0	.000	0	0	.000	0	2	2	2.2	0	4	0	0	2	5.6		
MISSISSIPPI STATE	2/25	17	5	11	.455	0	1	.000	0	0	.000	2	2	4	2.2	1	2	1	4	1	10	5.8	
at Florida	2/28	12	3	4	.750	0	0	.000	0	1	.000	0	0	0	2.0	1	0	1	1	1	6	5.8	
vs. Georgia	3/4	6	0	5	.000	0	1	.000	0	0	.000	1	0	1	2.0	2	0	2	0	0	0	5.5	
Totals		2	338	50	128	.391	6	15	.400	16	27	.593	16	28	44	2.0	32	18	48	13	14	122	5.5

## Farmer's 2010-11 Game-by-Game Statistics

Opponent	Date	GS	Min	TOTAL			3-PTS			REBOUNDS			PF	A	TO	Blk	Stl	Pts	Avg				
				FG	FGA	Pct	3FG	FGA	Pct	FT	FTA	Pct								Off	Def	Tot	Avg
TENNESSEE STATE	11/12	17	3	10	.300	1	3	.333	1	2	.500	4	0	4	4.0	1	0	1	0	0	8	8.0	
CENTRAL ARK.	11/14	11	2	3	.667	0	0	.000	0	0	.000	0	1	1	2.5	1	1	0	0	0	4	6.0	
N.C. STATE	11/17	9	1	2	.500	0	1	.000	0	0	.000	1	2	3	2.7	1	1	2	0	0	2	4.7	
at Georgia Southern	11/19	7	1	3	.333	0	0	.000	1	2	.500	0	1	1	2.3	0	0	0	0	0	3	4.3	
MCNEESE STATE	11/23	4	0	2	.000	0	0	.000	0	0	.000	0	0	0	1.8	0	0	1	0	0	0	3.4	
vs. Florida State	11/26	4	1	2	.500	0	1	.000	0	0	.000	0	0	0	1.5	1	0	1	0	0	2	3.2	
vs. Providence	11/27	13	0	1	.000	0	0	.000	0	0	.000	0	2	2	1.6	0	1	1	0	0	0	2.7	
ALABAMA STATE	12/1	13	0	0	.000	0	0	.000	0	2	.000	0	0	0	1.4	1	1	1	0	0	0	2.4	
ARK. PINE BLUFF	12/4	14	0	5	.000	0	0	.000	3	4	.750	2	1	3	1.6	0	0	0	0	0	3	2.4	
ALABAMA A&M	12/20	8	2	5	.400	0	0	.000	0	0	.000	2	1	3	1.7	1	0	0	0	0	4	2.6	
at Southern Miss.	12/28	3	0	1	.000	0	1	.000	0	0	.000	0	0	0	1.5	0	0	1	0	0	0	2.4	
AUBURN	1/2	3	1	2	.500	0	0	.000	0	0	.000	0	0	0	1.4	1	0	0	0	0	2	2.3	
at Tennessee	1/6	11	0	4	.000	0	1	.000	0	0	.000	0	0	0	1.3	0	0	0	0	0	0	2.2	
VANDERBILT	1/13	* 28	5	7	.714	0	0	.000	0	0	.000	1	0	1	1.3	3	0	1	0	2	10	2.7	
ARKANSAS	1/16	* 21	3	4	.750	0	0	.000	2	2	1.00	0	4	4	1.5	1	1	3	0	1	8	3.1	
GEORGIA	1/20	* 20	2	6	.333	1	1	1.00	0	0	.000	2	2	2	1.5	0	0	3	1	0	5	3.2	
at South Carolina	1/23	* 4	0	0	.000	0	0	.000	0	0	.000	0	0	0	1.4	0	0	0	0	0	0	3.0	
at Florida	1/27	* 14	3	4	.750	1	1	1.00	0	0	.000	1	1	1	1.4	1	0	1	1	0	7	3.2	
KENTUCKY	1/30	* 19	3	3	1.00	0	0	.000	2	2	1.00	2	3	5	1.6	2	5	3	2	0	8	3.5	
at Mississippi State	2/5	* 6	0	0	.000	0	0	.000	0	0	.000	0	1	1	1.6	2	0	1	0	0	0	3.3	
at Georgia	2/6	* 16	0	3	.000	0	2	.000	0	0	.000	1	1	2	1.6	1	0	0	0	0	0	3.1	
FLORIDA	2/13	* 8	0	0	.000	0	0	.000	2	2	1.00	0	0	0	1.5	0	1	1	0	0	2	3.1	
at Auburn	2/17	9	1	3	.333	0	0	.000	2	2	1.00	2	1	3	1.6	0	0	2	0	1	4	3.1	
MISSISSIPPI	2/20	3	0	0	.000	0	0	.000	0	0	.000	0	0	0	1.5	0	1	0	0	0	0	3.0	
MISSISSIPPI STATE	2/24	5	1	1	1.00	0	0	.000	0	0	.000	0	1	1	1.5	1	1	1	0	0	2	3.0	
at Arkansas	2/27	6	1	1	1.00	0	0	.000	0	0	.000	0	2	2	1.5	0	1	1	1	0	2	2.9	
vs. LSU	3/5	1	0	0	.000	0	0	.000	0	0	.000	0	1	1	1.5	1	0	2	0	0	0	2.8	
at Memphis	3/17	7	0	1	.000	0	0	.000	0	0	.000	1	1	2	1.5	0	0	1	0	0	0	2.7	
at Northwestern	3/20	1	1	1	1.00	0	0	.000	0	0	.000	0	0	0	1.4	0	0	0	0	0	2	2.7	
at Toledo	3/22	1	1	1	1.00	0	0	.000	0	0	.000	0	0	0	1.4	0	0	0	0	0	2	2.7	
Totals		9	286	32	75	.427	3	11	.273	13	18	.722	16	26	42	1.4	19	14	27	6	4	80	2.7

## Farmer's 2011-12 Game-by-Game Statistics

Opponent	Date	GS	Min	TOTAL			3-PTS			REBOUNDS			PF	A	TO	Blk	Stl	Pts	Avg			
				FG	FGA	Pct	3FG	FGA	Pct	FT	FTA	Pct								Off	Def	Tot
NICHOLLS STATE	11/12	* 18	4	6	.667	1	1	1.00	0	0	.000	2	6	8	8.0	4	1	2	1	1	9	9.0
at Central Arkansas	11/15	* 16	0	2	.000	0	2	.000	0	0	.000	0	6	6	7.0	2	0	0	0	0	0	4.5
NW STATE	11/18	* 26	3	11	.273	1	3	.333	0	1	.000	0	6	6	6.7	3	1	3	1	1	7	5.3
GA SOUTHERN	11/21	* 26	2	8	.250	0	2	.000	0	0	.000	1	4	5	6.3	4	0	2	1	0	4	5.0
vs. Old Dominion	11/24	* 8	0	1	.000	0	1	.000	0	0	.000	0	0	0	5.0	1	0	0	0	0	0	4.0
vs. Louisiana Tech	11/26	9	1	3	.333	0	0	.000	0	1	.000	1	1	2	4.5	1	0	0	0	0	2	3.7
SOUTHEASTERN LA	12/2	4	0	0	.000	0	0	.000	0	0	.000	0	0	0	3.9	0	1	0	0	0	0	3.1
at N.C. State	12/11	17	1	3	.333	0	2	.000	0	0	.000	0	2	2	3.6	3	0	1	0	0	2	3.0
at Alabama State	12/17	4	0	1	.000	0	0	.000	0	0	.000	0	0	0	3.2	2	0	2	0	0	0	2.7
PRESBYTERIAN	12/19	6	1	1	1.000	1	1	1.00	0	0	.000	0	0	0	2.9	1	0	0	0	0	3	2.7
AIR FORCE	12/30	* 14	2	3	.667	0	0	.000	4	4	1.00	3	2	5	3.1	0	1	2	0	1	8	3.2
at South Carolina	1/1	5	0	1	.000	0	1	.000	0	0	.000	0	1	1	2.9	3	0	0	0	0	0	2.9
AUBURN	1/5	3	0	0	.000	0	0	.000	0	0	.000	0	0	0	2.7	2	0	0	0	0	0	2.7
MISSISSIPPI STATE	1/12	26	6	10	.600	3	4	.750	0	0	.000	3	2	5	2.9	0	1	1	0	0	15	3.6
MISSISSIPPI	1/15	22	3	6	.500	2	4	.500	0	0	.000	0	0	0	2.7	0	0	0	1	0	8	3.9
at Florida	1/19	* 27	2	9	.222	1	5	.200	0	0	.000	0	2	2	2.6	1	2	1	1	1	5	3.9
TENNESSEE	1/26	* 23	3	7	.429	0	4	.000	0	0	.000	1	1	2	2.							



40

6-1 • R-Sophomore

Forward

# Kaneisha HORN

Birmingham, Ala./Ramsay HS



## 2011-12 (REDSHIRT)

Sat out the 2011-12 season after having surgery to repair a torn anterior cruciate ligament.

## 2010-11 (FRESHMAN)

Named to the All-SEC Freshman Team by league coaches ... started in 27 games for the Tide ... named SEC Freshman of the Week on Nov. 29 ... recorded 16 points, seven rebounds, three steals and a pair of blocks against Mississippi ... tallied nine rebounds, four points, one assist and one steal in the Tide's win at Auburn ... added 12 points, six rebounds and two steals in the win over Florida ... recorded her first double-double with 11 points and 12 rebounds in Alabama's win at Mississippi State ... collected a career-high 21 points, four rebounds and a pair of steals at Florida ... went 8-for-8 from the free throw line against the Gators ... added nine points and four rebounds against Georgia ... scored a team-high 13 points at LSU ... in her SEC collegiate debut against Auburn, she recorded 11 rebounds, eight points, two steals and one block ... added 10 points, nine rebounds, two assists, two steals and one block in the win over Alabama A&M ... chipped in 18 points, including 8-of-10 from the free throw line, in addition to eight rebounds, two assists and one steal in win over Arkansas-Pine Bluff ... earned a spot on the Junkanoo Jam All-Star Team ... contributed 15 points, eight rebounds, two assists, one block and one steal ... dished out a pair of assists in win over NC State ... added six points, two rebounds and one block in win against Central Arkansas ... collected seven points, five rebounds and one steal in her collegiate debut versus Tennessee State ... collected 11 points, 5 rebounds and one steal at Toledo ... averaged 8.6 points per game and 5.7 rebounds per contest.

Alabama Sports Writers Association ... awarded the ASWA 4A Player of the Year Award in addition to garnering a spot on the All-State first team ... named to the 2010 All-Metro Girls Basketball Team ... averaged 17 points, 12 rebounds and four assists per game her senior year ... averaged 20 points and eight rebounds per game her junior year before suffering a season-ending knee injury ... led Ramsay in scoring and rebounding sophomore year ... leader for the Rams in boards and blocks freshman year ... played club basketball for the Alabama Roadrunners.

## PERSONAL INFORMATION

Born June 1, 1992 ... daughter of Ben and Connie Horn ... has one brother, Terence Nixon, and one sister, Morgan Cobb ... majoring in sports medicine.

## CAREER HIGHS

Points	21 at Florida (1/27/11)
Rebounds	12 at Mississippi State (2/3/11)
FG Made	6 - 5X, last vs. Mississippi (2/20/11)
FG Attempted	23 at LSU (1/9/11)
3PT FG Made	2 - 2X, last at Toledo (3/22/11)
3PT FG Attempted	3 - 2X, last at LSU (1/9/11)
FT Made	8 - 2X, last at Florida (1/27/11)
FT Attempted	10 vs. Arkansas-Pine Bluff (12/4/10)
Assists	3 vs. Kentucky (1/30/11)
Steals	3 - 2x, last vs. Mississippi (2/20/11)
Blocks	2 - 2x, last vs. Mississippi (2/20/11)
Minutes	37 at Florida (1/27/11)

## SEC HIGHS

Points	21 at Florida (1/27/11)
Rebounds	12 at Mississippi State (2/3/11)
FG Made	6 - 3X, last vs. Mississippi (2/20)
FG Attempted	23 at LSU (1/9/11)
3PT FG Made	1 at Florida (1/27/11)
3PT FG Attempted	3 at LSU (1/9/11)
FT Made	8 at Florida (1/27/11)
FT Attempted	8 - 2X, last at Mississippi State (2/3/11)
Assists	3 vs. Kentucky (1/30/11)
Steals	3 - 2x, last vs. Mississippi (2/20/11)
Blocks	2 - 2x, last vs. Mississippi (2/20/11)
Minutes	37 at Florida (1/27/11)

## 2010-11 SEASON HIGHS

Points	21 at Florida (1/27)
Rebounds	12 at Mississippi State (2/3)
FG Made	6 - 5X, last vs. Mississippi (2/20)
FG Attempted	23 at LSU (1/9)
3PT FG Made	2 - 2X, last at Toledo (3/22/11)
3PT FG Attempted	3 - 2X, last at LSU (1/9)
FT Made	8 - 2X, last at Florida (1/27)
FT Attempted	10 vs. Arkansas-Pine Bluff (12/4)
Assists	3 vs. Kentucky (1/30)
Steals	3 - 2x, last vs. Mississippi (2/20)
Blocks	2 - 2x, last vs. Mississippi (2/20)
Minutes	37 at Florida (1/27)

## HIGH SCHOOL

Ranked No. 5 in the 2010 class by ESPN HoopGurlz ... the Tide's first McDonald's High School All-American ... named to the Women's Basketball Coaches Association High School All-America Team ... finalist for the 2010 Naismith Award ... invited to the 2010 USA Basketball Women's U18 National Team trials ... *USA Today* All-USA First-Team selection ... *Parade* second team All-American ... 2010 Gatorade Player of the Year in Alabama ... named 2010 Miss Basketball by the

PLAYER PROFILES



## Horn's 2010-11 Game-by-Game Statistics

Opponent	Date	TOTAL			3-PTS			REBOUNDS															
		GS	Min	Pct	3FG	FGA	Pct	FT	FTA	Pct	Off	Def	Tot	Avg	PF	A	TO	Blk	Stl	Pts	Avg		
TENNESSEE STATE	11/12	16	2	7	.286	0	1	.000	3	4	.750	2	3	5	5.0	4	0	0	0	1	7	7.0	
CENTRAL ARK.	11/14	12	2	5	.400	0	0	.000	2	2	1.000	0	2	2	3.5	2	0	2	1	0	6	6.5	
N.C. STATE	11/17	11	1	2	.500	0	0	.000	0	0	.000	0	1	1	2.7	5	2	4	0	0	2	5.0	
at Georgia Southern	11/19	15	0	3	.000	0	0	.000	2	4	.500	0	4	4	3.0	4	0	2	0	2	2	4.3	
MCNEESE STATE	11/23	24	6	13	.462	1	3	.333	2	5	.400	3	5	8	4.0	3	2	2	1	1	15	6.4	
vs. Florida State	11/26	*	30	6	11	.545	2	2	1.000	0	0	.000	2	2	4	4.0	4	1	4	0	1	14	7.7
vs. Providence	11/27	*	35	5	11	.455	0	1	.000	2	4	.500	1	8	9	4.7	4	0	4	0	0	12	8.3
ALABAMA STATE	12/1	*	26	3	9	.333	0	0	.000	1	3	.333	1	6	7	5.0	3	0	2	1	1	7	8.1
ARK. PINE BLUFF	12/4	*	28	5	9	.556	0	0	.000	8	10	.800	4	4	8	5.3	4	2	3	0	1	18	9.2
at Kansas	12/12	*	22	0	3	.000	0	1	.000	4	6	.667	1	3	4	5.2	5	0	5	0	1	4	8.7
BELMONT	12/18	*	27	2	9	.222	0	2	.000	1	3	.333	1	5	6	5.3	3	1	5	1	0	5	8.4
ALABAMA A&M	12/20	*	29	4	10	.400	0	1	.000	2	2	1.00	5	4	9	5.6	3	2	5	1	2	10	8.5
at Southern Miss.	12/28	*	23	1	9	.111	0	0	.000	6	8	.750	2	4	6	5.6	5	0	3	0	0	8	8.5
AUBURN	1/2	*	31	3	8	.375	0	0	.000	2	2	1.00	1	10	11	6.0	5	0	3	1	2	8	8.4
at Tennessee	1/6	*	12	1	9	.111	0	0	.000	0	0	.000	1	5	6	6.0	5	1	1	0	0	2	8.0
at LSU	1/9	*	30	6	23	.261	0	3	.000	1	2	.500	2	6	8	6.1	3	0	4	1	1	13	8.3
VANDERBILT	1/13	*	18	3	12	.250	0	1	.000	2	4	.500	0	0	0	5.8	4	1	2	1	1	8	8.3
ARKANSAS	1/16	*	33	3	14	.214	0	0	.000	1	3	.333	0	3	3	5.6	1	1	1	1	3	7	8.2
GEORGIA	1/20	*	24	2	4	.500	0	1	.000	5	6	.833	1	3	4	5.5	3	1	1	0	1	9	8.3
at South Carolina	1/23	*	25	3	13	.231	0	0	.000	2	4	.500	3	2	5	5.5	5	0	2	0	0	8	8.3
at Florida	1/27	*	37	6	14	.429	1	1	1.00	8	8	1.00	1	3	4	5.4	2	1	0	0	2	21	8.9
KENTUCKY	1/30	*	33	2	9	.222	0	1	.000	3	4	.750	2	2	4	5.4	4	3	5	2	0	7	8.8
at Mississippi State	2/3	*	28	2	8	.250	0	0	.000	7	8	.875	7	5	12	5.7	4	2	8	0	1	11	8.9
at Georgia	2/6	*	15	3	7	.429	0	1	.000	1	1	1.00	0	2	2	5.5	4	0	3	0	2	7	8.8
FLORIDA	2/13	*	21	4	6	.667	0	0	.000	4	7	.571	1	5	6	5.5	4	0	2	0	2	12	8.9
at Auburn	2/17	*	27	1	8	.125	0	0	.000	2	3	.667	1	8	9	5.7	4	1	7	0	1	4	8.7
MISSISSIPPI	2/20	*	30	6	14	.429	0	1	.000	4	7	.571	1	6	7	5.7	2	0	2	2	3	16	9.0
MISSISSIPPI STATE	2/24	*	33	3	10	.300	0	1	.000	2	3	.667	4	3	7	5.8	1	1	5	0	1	8	9.0
at Arkansas	2/27	*	12	1	3	.333	0	0	.000	0	0	.000	0	0	0	5.6	4	0	0	0	0	2	8.7
vs. LSU	3/3	*	24	2	10	.200	0	0	.000	0	0	.000	1	5	6	5.6	4	0	1	1	3	4	8.6
at Memphis	3/17	*	19	1	7	.143	0	0	.000	6	6	1.00	1	6	7	5.6	4	2	2	1	0	8	8.5
at Northwestern	3/20	*	33	3	14	.214	0	1	.000	2	4	.500	5	3	8	5.7	3	2	1	0	1	8	8.5
at Toledo	3/22	*	23	4	12	.333	2	2	1.00	1	2	.500	2	3	5	5.7	4	0	3	0	1	11	8.6
Totals		28	806	96	306	.314	6	24	.250	86	125	.688	56	131	187	5.7	119	26	94	15	35	284	8.6



PLAYER PROFILES

### Horn's Career Stats

Year	GP-GS	Min	Avg	FG	FGA	Pct	3FG	3FGA	Pct	FT	FTA	Pct	Off	Def	Tot	Avg	PF-FO	A	TO	Blk	Stl	Pts	Avg
2010-11	33-28	806	24.4	96	306	.314	6	24	.250	86	125	.688	56	131	187	5.7	119-6	26	94	15	35	284	8.6
2011-12	Did not play due to injury																						
TOTAL	33-28	806	24.4	96	306	.314	6	24	.250	86	125	.688	56	131	187	5.7	119-6	26	94	15	35	284	8.6



22

5-9 • Junior

Guard

**Khristin  
LEE**

Birmingham, Ala./Erwin HS

**CAREER HIGHS**

Points	13 vs. Providence (11/27/10)
Rebounds	8 - 2X, last vs. South Carolina (2/19/12)
FG Made	4 - 2X, last vs. Louisiana Tech (11/26/11)
FG Attempted	10 - 3X, last at Mississippi (2/9/12)
3PT FG Made	
3PT FG Attempted	1 - 2X, last at Auburn (2/23/12)
FT Made	7 vs. Old Dominion (11/24/11)
FT Attempted	13 vs. Providence (11/27/10)
Assists	7 vs. Mississippi (1/15/12)
Steals	4 - 4X, last vs. South Carolina (2/19/12)
Blocks	2 - 2X, last vs. Kentucky (2/12/12)
Minutes	36 vs. Nicholls State (11/12/11)

**SEC HIGHS**

Points	12 at Kentucky (1/29/12)
Rebounds	8 - 2X, last vs. South Carolina (2/19/12)
FG Made	3 - 3X, last vs. South Carolina (2/19/12)
FG Attempted	10 - 2X, last at Mississippi (2/9/12)
3PT FG Made	
3PT FG Attempted	1 - 2X, last at Auburn (2/23/12)
FT Made	6 at Kentucky (1/29/12)
FT Attempted	8 at Kentucky (1/29/12)
Assists	7 vs. Mississippi (1/15/12)
Steals	4 - 4X, last vs. South Carolina (2/19/12)
Blocks	2 - 2X, last vs. Kentucky (2/12/12)
Minutes	35 - 2X, last at Mississippi (2/9/12)

**2011-12 SEASON HIGHS**

Points	12 vs. Kentucky (1/29)
Rebounds	8 - 2X, last vs. South Carolina (2/19)
FG Made	4 vs. Louisiana Tech (11/26)
FG Attempted	10 - 2X, last at Kentucky (1/29)
3PT FG Made	
3PT FG Attempted	1 - 2X, last at Auburn (2/23)
FT Made	7 vs. Old Dominion (11/24)
FT Attempted	8 vs. Old Dominion (11/24)
Assists	7 vs. Mississippi (1/15)
Steals	4 - 4X, last vs. South Carolina (2/19)
Blocks	2 - 2X, last vs. Kentucky (2/16)
Minutes	36 vs. Nicholls State (11/12)



**2011-12 (SOPHOMORE)**

Served as Alabama's starting point guard in 28 of the 30 games she played ... dished out a team-best 2.7 assists per game ... averaged 4.9 points and 3.5 rebounds in 25.2 minutes per game ... also accounted for 1.3 steals per contest ... tied a career-high with eight rebounds in addition to seven points, four steals and three assists in home game against South Carolina ... contributed nine points, four rebounds, four steals and two blocks in win at Mississippi ... had a season-high 12 points while also collecting six rebounds, two assists and two steals at No. 6 Kentucky ... recorded four points, four rebounds and one assist at Florida ... had a career-high eight rebounds as well as a career-best seven assists at home against Mississippi ... added nine points, four rebounds and one steal at LSU ... had three steals, two points and one assist against Auburn ... contributed six rebounds, five points, a game-high five assists, two steals and a block in win against Air Force ... had a season-high two steals in win over Kansas ... dished out six assists in addition to collecting four rebounds, one block and one steal in win over Southeastern Louisiana ... had 11 points, four assists, and one steal in win against Louisiana Tech ... tallied 10 points five rebounds, one assist and one steal in victory over Seton Hall ... added seven points, six assists, one rebound and one steal in 21 minutes versus Old Dominion ... had four points, two rebounds and a pair of assists in win against Georgia Southern ... started at the point in season opener against Nicholls State, scoring nine points while adding seven rebounds, one block and one steal in the win.

**2010-11 (FRESHMAN)**

Collected a career-high four steals in win at Mississippi State ... chipped in 10 points, six rebounds, three steals and one assist in win over Alabama State ... notched her first double-digit scoring game with 13 points in win over Providence, adding seven rebounds and one assist ... made her collegiate debut in the season opener against Tennessee State, with two assists, one rebounds and one steal in 11 minutes of action ... dished out a season-high five assists at Kansas ... averaged 2.0 points and 1.9 rebounds per game.

**HIGH SCHOOL**

Ranked 23rd at the wing position by ESPN HoopGurlz in 2010 ... named the All-Metro North/East Area Player of the Year by the *Birmingham News* ... also named to the 2010 all-metro team ... averaged 14.5 points, 5.2 rebounds, 6.1 assists, 4.1 blocks and two steals a game for Erwin High School during her senior season ... helped lead the Eagles to a 23-7 overall record ... was a first team all-state, all-county and all-area selection ... averaged more than 18 points, six assists, five rebounds and three steals per game as a junior ... played club basketball for the Alabama Roadrunners.

**PERSONAL INFORMATION**

Born Feb. 5, 1992 ... daughter of Mark and Vickie Lee ... has one brother, Mark Jr. ... majoring in communications.

PLAYER PROFILES




## Lee's 2010-11 Game-by-Game Statistics

Opponent	Date	TOTAL				3-PTS			REBOUNDS														
		GS	Min	FG	FGA	Pct	3FG	3FGA	Pct	FT	FTA	Pct	Off	Def	Tot	Avg	PF	A	TO	Blk	Stl	Pts	Avg
TENNESSEE STATE	11/12	11	0	2	.000	0	0	.000	0	0	.000	1	0	1	1.0	3	2	1	0	1	0	0	0.0
CENTRAL ARK.	11/14	7	0	0	.000	0	0	.000	0	0	.000	0	1	1	1.0	2	0	1	0	0	0	0.0	
N.C. STATE	11/17	4	0	0	.000	0	0	.000	0	0	.000	0	0	0	0.0	0.7	2	0	1	0	0	0.0	
at Georgia Southern	11/19	5	0	2	.000	0	0	.000	0	0	.000	1	1	2	1.0	0	1	0	0	1	0	0.0	
MCNEESE STATE	11/23	14	1	3	.333	0	0	.000	0	0	.000	0	1	1	1.0	1	0	0	0	0	2	0.4	
vs. Florida State	11/26	18	1	4	.250	0	0	.000	0	0	.000	0	1	1	1.0	3	1	1	0	3	2	0.7	
vs. Providence	11/27	35	4	7	.571	0	0	.000	5	13	.385	4	3	7	1.9	4	1	4	0	0	13	2.4	
ALABAMA STATE	12/1	18	2	4	.500	0	0	.000	6	9	.667	1	5	6	2.4	3	1	1	0	3	10	3.4	
ARK. PINE BLUFF	12/4	21	3	4	.750	0	0	.000	2	3	.667	2	2	4	2.6	3	4	3	1	1	8	3.9	
at Kansas	12/12	18	2	5	.400	0	0	.000	2	2	1.000	0	3	3	2.6	3	5	0	0	1	6	4.1	
BELMONT	12/18	11	0	1	.000	0	0	.000	1	2	.500	1	0	1	2.5	4	0	1	0	0	1	3.8	
ALABAMA A&M	12/20	8	0	3	.000	0	0	.000	0	0	.000	1	0	1	2.3	3	0	2	0	2	0	3.5	
at Southern Miss.	12/28	15	0	1	.000	0	0	.000	0	2	.000	0	3	3	2.4	2	0	1	0	3	0	3.2	
AUBURN	1/2	9	0	0	.000	0	0	.000	0	0	.000	1	0	1	2.3	0	1	3	0	0	0	3.0	
at Tennessee	1/6	19	1	4	.250	0	0	.000	1	1	1.00	2	0	2	2.3	5	1	3	0	0	3	3.0	
at LSU	1/9	22	1	4	.250	0	0	.000	0	0	.000	2	1	3	2.3	3	1	0	0	0	2	2.9	
VANDERBILT	1/13	11	1	3	.333	0	0	.000	0	0	.000	1	2	3	2.4	2	0	1	0	0	2	2.9	
ARKANSAS	1/16	9	0	0	.000	0	0	.000	0	0	.000	1	0	1	2.3	0	0	0	0	0	0	2.7	
GEORGIA	1/20	5	0	0	.000	0	0	.000	0	0	.000	0	0	0	2.2	3	0	1	0	1	0	2.6	
at South Carolina	1/23	4	0	1	.000	0	0	.000	0	1	.000	1	0	1	2.1	1	0	0	0	0	0	2.5	
at Florida	1/27	19	1	4	.250	0	0	.000	2	3	.667	1	3	4	2.2	2	1	1	0	1	4	2.5	
KENTUCKY	1/30	22	2	6	.333	0	0	.000	0	0	.000	1	2	3	2.2	3	1	4	0	1	4	2.6	
at Mississippi State	2/3	17	1	2	.500	0	0	.000	0	0	.000	0	1	1	2.2	3	1	1	0	4	2	2.6	
at Georgia	2/6	14	1	1	1.00	0	0	.000	0	0	.000	1	0	1	2.1	3	3	1	0	0	2	2.5	
FLORIDA	2/13	17	0	0	.000	0	0	.000	2	2	1.00	1	1	2	2.1	0	2	1	0	0	2	2.5	
at Auburn	2/17	19	0	3	.000	0	0	.000	1	2	.500	1	0	1	2.1	3	1	2	1	1	1	2.5	
MISSISSIPPI	2/20	8	0	0	.000	0	0	.000	0	0	.000	1	0	1	2.0	3	1	0	0	0	0	2.4	
MISSISSIPPI STATE	2/24	10	0	1	.000	0	0	.000	0	0	.000	1	2	3	2.1	3	1	1	0	2	0	2.3	
at Arkansas	2/27	9	1	1	1.00	0	0	.000	0	0	.000	1	1	2	2.1	0	0	2	0	1	2	2.3	
vs. LSU	3/3	5	0	0	.000	0	0	.000	0	0	.000	0	1	1	2.0	1	0	1	0	0	0	2.2	
at Memphis	3/17	5	0	1	.000	0	0	.000	0	0	.000	1	1	2	2.0	0	0	2	0	0	0	2.1	
at Northwestern	3/20	4	0	0	.000	0	0	.000	0	0	.000	0	0	0	2.0	0	1	0	0	0	0	2.1	
at Toledo	3/22	7	0	1	.000	0	0	.000	0	0	.000	1	0	1	1.9	1	0	0	0	0	0	2.0	
Totals		0	420	22	68	.324	0	0	.000	22	40	.550	29	35	64	1.9	69	30	40	3	26	66	2.0

## Lee's 2011-12 Game-by-Game Statistics

Opponent	Date	TOTAL				3-PTS			REBOUNDS															
		GS	Min	FG	FGA	Pct	3FG	3FGA	Pct	FT	FTA	Pct	Off	Def	Tot	Avg	PF	A	TO	Blk	Stl	Pts	Avg	
NICHOLLS STATE	11/12	*	36	2	7	.286	0	0	.000	5	7	.714	4	3	7	7.0	3	0	0	1	1	9	9.0	
at Central Arkansas	11/15	*	11	0	0	.000	0	0	.000	0	0	.000	1	3	4	5.5	3	2	3	0	1	0	4.5	
NW STATE	11/18	*	23	1	4	.250	0	0	.000	1	2	.500	2	2	4	5.0	5	4	3	0	1	3	4.0	
GA SOUTHERN	11/21	*	20	1	2	.500	0	0	.000	2	2	1.000	1	1	2	4.3	4	2	2	0	0	4	4.0	
vs. Old Dominion	11/24	*	21	0	4	.000	0	0	.000	7	8	.875	0	1	1	3.6	4	6	1	0	1	7	4.6	
vs. Seton Hall	11/25	*	34	3	10	.300	0	0	.000	4	6	.667	2	3	5	3.8	2	1	3	0	1	10	5.5	
vs. Louisiana Tech	11/26	*	34	4	5	.800	0	0	.000	3	5	.600	0	0	0	3.3	2	4	0	0	1	11	6.3	
SOUTHEASTERN LA	12/2	*	26	0	2	.000	0	0	.000	2	3	.667	1	3	4	3.4	5	6	0	1	1	2	5.8	
KANSAS	12/4	*	19	1	6	.167	0	0	.000	0	0	.000	1	4	5	3.6	2	4	1	0	2	2	5.3	
at North Texas	12/7	*	17	1	2	.500	0	0	.000	2	4	.500	0	2	2	3.4	3	0	2	0	1	4	5.2	
at N.C. State	12/11	*	20	2	4	.500	0	0	.000	1	4	.250	0	2	2	3.3	4	2	5	0	2	5	5.2	
at Alabama State	12/17	*	15	1	5	.200	0	0	.000	3	5	.600	2	0	2	3.2	1	1	2	0	0	5	5.2	
PRESBYTERIAN	12/19	*	17	0	2	.000	0	0	.000	0	0	.000	0	1	1	3.0	3	2	2	0	0	0	4.8	
AIR FORCE	12/30	*	21	2	5	.400	0	0	.000	1	1	1.000	1	5	6	3.2	0	5	3	1	2	5	4.8	
AUBURN	1/5	*	13	1	4	.250	0	0	.000	0	2	.000	0	0	0	3.0	4	1	2	0	3	2	4.6	
at LSU	1/8	*	32	3	5	.600	0	1	.000	3	4	.750	2	2	4	3.1	2	0	3	0	1	9	4.9	
MISSISSIPPI STATE	1/12	*	35	1	8	.125	0	0	.000	4	4	1.000	2	2	4	3.1	2	6	2	1	4	6	4.9	
MISSISSIPPI	1/15	*	28	1	6	.167	0	0	.000	3	4	.750	6	2	8	3.4	2	7	3	0	1	5	4.9	
at Florida	1/19	*	27	2	4	.500	0	0	.000	0	0	.000	1	3	4	3.4	4	1	5	0	0	4	4.9	
TENNESSEE	1/26	*	30	0	2	.000	0	0	.000	4	6	.667	1	4	5	3.5	4	4	5	0	1	4	4.9	
at Kentucky	1/29	*	31	3	10	.300	0	0	.000	6	8	.750	3	3	6	3.6	4	2	7	0	2	12	5.2	
at Arkansas	2/2	*	24	0	5	.000	0	0	.000	4	6	.667	0	1	1	3.5	2	2	2	0	1	4	5.1	
GEORGIA	2/5	*	27	1	2	.500	0	0	.000	2	3	.667	1	1	2	3.4	3	3	2	1	0	4	5.1	
at Mississippi	2/9	*	35	2	10	.200	0	1	.000	5	7	.714	3	1	4	3.5	2	1	3	2	4	9	5.3	
LSU	2/12	*	20	1	3	.333	0	1	.000	2	2	1.000	2	1	3	3.4	4	2	1	0	0	4	5.2	
KENTUCKY	2/16	*	24	0	2	.000	0	0	.000	2	2	1.000	0	2	2	3.4	5	4	3	2	3	2	5.1	
SOUTH CAROLINA	2/19	*	31	3	9	.333	0	0	.000	1	3	.333	6	2	8	3.6	4	3	5	0	4	7	5.1	
at Auburn	2/23	*	30	0	3	.000	0	1	.000	3	4	.750	0	3	3	3.5	4	3	8	0	0	3	5.1	
at Vanderbilt	2/26	*	27	1	2	.500	0	0	.000	2	2	1.000	1	2	3	3.5	4	2	3	1	1	4	5.0	
vs. South Carolina	3/1	*	27	0	2	.000	0	0	.000	0	2	.000	1	2	3	3.5	4	1	4	0	0	0	4.9	
Totals			28	755	37	135	.274	0	4	.000	72	106	.679	44	61	105	3.5	95	81	85	10	39	146	4.9



PLAYER PROFILES

### Lee's Career Stats

Year	GP-GS	Min	Avg	FG	FGA	Pct	3FG	3FGA	Pct	FT	FTA	Pct	Off	Def	Tot	Avg	PF-FO	A	TO	Blk	Stl	Pts	Avg
2010-11	33-0	420	12.7	22	68	.324	0	0	.000	22	40	.550	29	35	64	1.9	69-1	30	40	3	26	66	2.0
2011-12	30-28	755	25.2	37	135	.274	0	4	.000	72	106	.679	44	61	105	3.5	95-3	81	85	10	39	146	4.9
<b>TOTAL</b>	<b>63-28</b>	<b>1175</b>	<b>18.7</b>	<b>59</b>	<b>203</b>	<b>.291</b>	<b>0</b>	<b>4</b>	<b>.000</b>	<b>94</b>	<b>146</b>	<b>.644</b>	<b>73</b>	<b>96</b>	<b>169</b>	<b>2.7</b>	<b>164-4</b>	<b>111</b>	<b>125</b>	<b>13</b>	<b>65</b>	<b>212</b>	<b>3</b>



11

5-8 • Senior

Guard

# Jessica MERRITT

Talladega, Ala./Pensacola State



PLAYER PROFILES

## CAREER HIGHS

Points	15 at Auburn (2/23/12)
Rebounds	8 - 2X, last at Arkansas (2/2/12)
FG Made	6 - 2X, last at Auburn (2/23/11)
FG Attempted	12 vs. Southeastern Louisiana (12/2/11)
3PT FG Made	1 - 4X, last at Auburn (2/23/12)
3PT FG Attempted	4 at Florida (1/19/12)
FT Made	5 vs. Kentucky (2/16/12)
FT Attempted	6 - 4X, last vs. Kentucky (2/16/12)
Assists	4 at Arkansas (2/2/12)
Steals	5 at Mississippi (2/9/12)
Blocks	2 at Mississippi (2/9/12)
Minutes	35 at Mississippi (2/9/12)

## SEC HIGHS

Points	15 at Auburn (2/23/12)
Rebounds	8 - 2x, last at Arkansas (2/2/12)
FG Made	6 at Auburn (2/23/12)
FG Attempted	11 vs. Georgia (2/5/12)
3PT FG Made	1 - 2X, last at Auburn (1/19/12)
3PT FG Attempted	4 at Florida (1/19/12)
FT Made	5 vs. Kentucky (2/16/12)
FT Attempted	6 - 4X, last vs. Kentucky (2/16/12)
Assists	4 at Arkansas (2/2/12)
Steals	5 at Mississippi (2/9/12)
Blocks	2 at Mississippi (2/9/12)
Minutes	35 at Mississippi (2/9/12)

## 2011-12 SEASON HIGHS

Points	15 at Auburn (2/23)
Rebounds	8 - 2X, last at Arkansas (2/2)
FG Made	6 - 2X, last at Auburn (2/23)
FG Attempted	12 vs. Southeastern Louisiana (12/2)
3PT FG Made	1 - 4X, last at Auburn (2/23)
3PT FG Attempted	4 at Florida (1/19)
FT Made	5 vs. Kentucky (2/16)
FT Attempted	6 - 4X, last vs. Kentucky (2/16)
Assists	4 at Arkansas (2/2)
Steals	5 at Mississippi (2/9)
Blocks	2 at Mississippi (2/9)
Minutes	35 at Mississippi (2/9)

## 2011-12 (JUNIOR)

Started the final nine games for the Tide and appeared in 24 contests throughout her first season in Tuscaloosa ... averaged 6.0 points and 3.9 rebounds in 22.5 minutes per game ... also contributed 1.3 steals per contest ... scored double-figure points seven times ... led Alabama in scoring three times ... scored a career-high 15 points in addition to six rebounds and four steals at Auburn ... recorded six points, five rebounds, one block and one assist in Alabama's home game against South Carolina ... had a solid all-around game for the Tide in its win over No. 7 Kentucky, collecting a team-high seven rebounds and nine points ... led Alabama in scoring with 10 points while also collecting a career-high five steals, five rebounds and two blocks in win at Mississippi ... had nine points, three rebounds, two assists and a steal against No. 20 Georgia ... in her first start at Alabama, had 12 points, eight rebounds, four assists, three steals and one block at Arkansas ... posted a career-high eight rebounds and three steals while also adding eight points at No. 6 Kentucky ... earned five rebounds while adding seven points and one assist against Tennessee ... recorded four rebounds, three points, two assists and one block at Florida ... sidelined for the Tide's game at LSU and at home against Mississippi State after suffering a concussion ... had three rebounds, two assists and one steal in her SEC debut at South Carolina ... added 12 points in 23 minutes of play in win over Kansas ... contributed 12 points, three rebounds, one assist and one steal in her first game back from injury in Alabama's win over Southeastern Louisiana ... had two points, two assists and one block in 21 minutes of play against Central Arkansas ... made her Tide debut in Alabama season opener against Nicholls State where she finished with three rebounds and one assist in nine minutes of action.

## 2009-11 (PENSACOLA STATE)

Rated No. 5 overall junior college player and the nation's No. 3 shooting guard on the Dan Olson Collegiate Girls Basketball Report ... named to the 2011 State Farm/WBCA All-America Team ... All-Panhandle Conference first team ... helped lead Pensacola to a third-place finish in the NJCAA national tournament, scoring 14 points against Northern Oklahoma on March 20 ... averaged 14.8 points, 5.8 rebounds, 1.9 assists and 1.9 steals per

game ... scored double-figure points on 20 occasions ... had a season-high 29 points, seven rebounds, six assists and six steals against Gulf Coast Community College on Jan. 15 ... selected as the FCCAA player of the week after leading the Lady Pirates to a 3-0 start in 2010 ... averaged 18.3 points, 5.3 rebounds, 3.6 assists and 2.6 steals in the trio of contests and scored 25 points against Snead State on Nov. 6 ... named to the Florida Community College Activities Association (FCCAA) All-Tournament team and the All-Panhandle Conference second team ... averaged 11.5 points per game in addition to 4.7 rebounds per outing ... recorded double-digit points in 18 of the 30 games she played in ... had a season-high 25 points against Trinity Valley Community College.

## HIGH SCHOOL

As senior in 2009, played in the Alabama-Mississippi All-Star Basketball game ... member of the Alabama Sports Writers Association (ASWA) 5A first team.


## PERSONAL INFORMATION

Born April 28, 1991 ... daughter of Jeff Merritt and Tunya Gooden ... has two brothers, Jeremiah and Johnathan, and four sisters, LaToya, Tanesha, Alyssa, and Trinity ... majoring in criminal justice.



## Merritt's 2011-12 Game-by-Game Statistics

Opponent	Date	GS	Min	TOTAL			3-PTS			REBOUNDS													
				FG	FGA	Pct	3FG	3FGA	Pct	FT	FTA	Pct	Off	Def	Tot	Avg	PF	A	TO	Blk	Stl	Pts	Avg
NICHOLLS STATE	11/12	9	0	1	.000	0	0	.000	0	0	.000	1	2	3	3.0	1	1	1	0	0	0	0.0	
at Central Arkansas	11/15	21	1	6	.167	0	0	.000	0	0	.000	1	0	1	2.0	1	2	1	0	1	2	1.0	
SOUTHEASTERN LA	12/2	24	6	12	.500	0	0	.000	0	0	.000	1	2	3	2.3	1	1	2	0	1	12	4.7	
KANSAS	12/4	23	5	9	.556	0	1	.000	2	2	1.000	1	2	3	2.5	0	0	1	0	0	12	6.5	
at North Texas	12/7	27	4	6	.667	1	1	1.000	3	5	.600	1	2	3	2.6	1	1	1	0	2	12	7.6	
at N.C. State	12/11	31	3	5	.600	1	1	1.000	4	6	.667	0	1	1	2.3	2	0	0	0	2	11	8.2	
at Alabama State	12/17	9	0	2	.000	0	0	.000	0	0	.000	0	2	2	2.3	3	0	1	0	0	7.0		
PRESBYTERIAN	12/19	9	0	1	.000	0	0	.000	0	0	.000	0	0	0	2.0	1	2	0	0	2	6.1		
AIR FORCE	12/30	17	1	2	.500	0	0	.000	1	2	.500	2	1	3	2.1	2	0	0	0	1	3	5.8	
at South Carolina	1/1	22	0	3	.000	0	2	.000	0	0	.000	0	3	3	2.2	0	2	0	0	1	0	5.2	
AUBURN	1/5	14	2	6	.333	0	0	.000	0	0	.000	1	2	3	2.3	1	0	1	0	0	4	5.1	
MISSISSIPPI	1/15	3	0	1	.000	0	0	.000	0	0	.000	0	3	3	2.3	0	0	1	0	0	0	4.7	
at Florida	1/19	19	1	10	.100	1	4	.250	0	0	.000	2	2	4	2.5	0	2	1	1	0	3	4.5	
TENNESSEE	1/26	23	3	6	.500	0	2	.000	1	4	.250	0	5	5	2.6	0	1	0	0	0	7	4.7	
at Kentucky	1/29	27	2	6	.333	0	1	.000	4	6	.667	3	5	8	3.0	1	1	1	0	3	8	4.9	
at Arkansas	2/2	* 28	4	7	.571	0	1	.000	4	6	.667	2	6	8	3.3	3	4	4	1	3	12	5.4	
Georgia	2/5	* 26	4	11	.364	0	1	.000	1	2	.500	1	2	3	3.3	2	2	1	0	1	9	5.6	
at Mississippi	2/9	* 35	4	9	.444	0	1	.000	2	2	1.000	1	4	5	3.4	0	1	2	2	5	10	5.8	
LSU	2/12	* 20	1	4	.250	0	1	.000	2	2	1.000	3	3	6	3.5	4	1	1	1	3	4	5.7	
KENTUCKY	2/16	* 34	2	5	.400	0	1	.000	5	6	.833	3	4	7	3.7	1	0	2	0	0	9	5.9	
SOUTH CAROLINA	2/19	* 28	2	6	.333	0	0	.000	2	2	1.000	1	4	5	3.8	2	1	0	1	0	6	5.9	
at Auburn	2/23	* 32	6	10	.600	1	2	.500	2	2	1.000	3	3	6	3.9	1	0	6	0	4	15	6.3	
at Vanderbilt	2/26	* 28	2	3	.667	0	0	.000	0	0	.000	0	3	3	3.8	2	0	2	0	0	4	6.2	
vs. South Carolina	3/1	* 30	1	9	.111	0	2	.000	0	0	.000	4	1	5	3.9	1	0	0	0	2	2	6.0	
Totals		9	539	54	140	.386	4	21	.190	33	47	.702	31	62	93	3.9	30	22	29	6	31	145	6.0



### Merritt's Career Stats

Year	GP-GS	Min	Avg	FG	FGA	Pct	3FG	3FGA	Pct	FT	FTA	Pct	Off	Def	Tot	Avg	PF-FO	A	TO	Blk	Stl	Pts	Avg
2011-12	24-9	539	22.5	54	140	.386	4	21	.190	33	47	.702	31	62	93	3.9	30-0	22	29	6	31	145	6.0
<b>TOTAL</b>	<b>24-9</b>	<b>539</b>	<b>22.5</b>	<b>54</b>	<b>140</b>	<b>.386</b>	<b>4</b>	<b>21</b>	<b>.190</b>	<b>33</b>	<b>47</b>	<b>.702</b>	<b>31</b>	<b>62</b>	<b>93</b>	<b>3.9</b>	<b>30-0</b>	<b>22</b>	<b>29</b>	<b>6</b>	<b>31</b>	<b>145</b>	<b>6.0</b>



32

6-2 • Senior

Forward

**Alicia MITCHAM**

Balch Springs, Texas/Panola College

**CAREER HIGHS**

Points	18 vs. McNeese State (11/23/10)
Rebounds	10 vs. McNeese State (11/23/10)
FG Made	8 vs. McNeese State (11/23/10)
FG Attempted	11 at Arkansas (2/27/11)
3PT FG Made	
3PT FG Attempted	
FT Made	3 - 3X, last vs. Kentucky (1/30/11)
FT Attempted	7 vs. Kentucky (1/30/11)
Assists	2 at Arkansas (2/27/11)
Steals	2 - 9X, last at Arkansas (2/27/11)
Blocks	3 vs. N.C. State (11/17/10)
Minutes	32 vs. N.C. State (11/17/10)

**SEC HIGHS**

Points	11 at South Carolina (1/27/11)
Rebounds	8 at Tennessee (1/6/11)
FG Made	5 - 2X, last at Arkansas (2/27/11)
FG Attempted	11 at Arkansas (2/27/11)
3PT FG Made	
3PT FG Attempted	
FT Made	3 vs. Kentucky (1/30/11)
FT Attempted	7 vs. Kentucky (1/30/11)
Assists	2 at Arkansas (2/27/11)
Steals	2 - 5X, last at Arkansas (2/27/11)
Blocks	2 - 2X, last at Auburn (2/17/11)
Minutes	30 at Georgia (2/6/11)

**2010-11 SEASON HIGHS**

Points	18 vs. McNeese State (11/23)
Rebounds	10 vs. McNeese State (11/23)
FG Made	8 vs. McNeese State (11/23)
FG Attempted	11 at Arkansas (2/27)
3PT FG Made	
3PT FG Attempted	
FT Made	3 - 3X, last vs. Kentucky (1/30)
FT Attempted	7 vs. Kentucky (1/30)
Assists	2 at Arkansas (2/27)
Steals	2 - 9X, last at Arkansas (2/27)
Blocks	3 vs. N.C. State (11/17)
Minutes	32 vs. N.C. State (11/17)



**2011-12**

Sat out the 2011-12 season.

**2010-11 (JUNIOR)**

Scored a team-high 11 points while adding five rebounds and two blocks at South Carolina ... collected eight rebounds against Tennessee ... notched the first double-double of her Alabama career with 18 points and 10 rebounds in win over McNeese State ... recorded the first double-digit scoring game of her career with 10 points in win over N.C. State ... also added seven points, three blocks, two steals and one assist versus the Wolfpack ... had eight points, three rebounds, two steals and one block in her Alabama debut ... averaged 5.2 points per game and 3.6 rebounds per contest.

**2009-10 (AT PANOLA COLLEGE)**

Led the 2009-10 Panola College women's basketball team with 15.8 points, 11.4 rebounds, 2.0 steals and 2.0 blocks per game.

**2008-09 (AT SOUTHERN METHODIST)**

Began her collegiate career at Southern Methodist, where she appeared in 22 games as a freshman ... averaged 6.1 minutes, 2.1 rebounds and 1.7 points for the Mustangs recording a season-best nine points and seven rebounds over Rice.

**HIGH SCHOOL**

Averaged 19 points and 12 rebounds as a senior for West Mesquite High School ... named all-state and all-region by the Texas Girls Coaches Association and the Texas Association of Basketball Coaches ... awarded MVP honors in District 10-4A.

**PERSONAL INFORMATION**


Born May 9, 1990 ... daughter of Joseph and Lisa Mitcham ... has one sister, Jolisa ... graduated from The University of Alabama with a degree in communication studies in 2012.

PLAYER PROFILES



## Mitcham's 2010-11 Game-by-Game Statistics

Opponent	Date	TOTAL				3-PTS			REBOUNDS															
		GS	Min	FG	FGA	Pct	3FG	3FGA	Pct	FT	FTA	Pct	Off	Def	Tot	Avg	PF	A	TO	Bk	Stl	Pts	Avg	
TENNESSEE STATE	11/12	15	4	6	.667	0	0	.000	0	1	.000	2	1	3	3.0	2	0	0	1	2	8	8.0		
CENTRAL-ARK.	11/14	*	10	0	2	.000	0	0	.000	2	2	1.00	2	2	4	3.5	5	0	2	0	2	5.0		
N.C. STATE	11/17	*	32	5	6	.833	0	0	.000	0	1	.000	2	5	7	4.7	3	1	0	3	2	10	6.7	
at Georgia Southern	11/19	*	24	3	4	.750	0	0	.000	3	6	.500	2	2	4	4.5	4	0	1	0	1	9	7.3	
MCNEESE STATE	11/23	*	27	8	9	.889	0	0	.000	2	5	.400	3	7	10	5.6	4	0	4	0	1	18	9.4	
ARK. PINE BLUFF	12/4		11	0	2	.000	0	0	.000	0	2	.000	1	1	2	5.0	0	1	0	0	0	7.8		
at Kansas	12/12		19	2	5	.400	0	0	.000	2	2	1.00	1	1	2	4.6	2	1	2	0	2	6	7.6	
BELMONT	12/18		19	1	2	.500	0	0	.000	3	4	.750	2	3	5	4.6	3	0	1	1	0	5	7.3	
ALABAMA A&M	12/20		10	0	1	.000	0	0	.000	0	2	.000	1	1	2	4.3	1	0	1	0	2	0	6.4	
at Southern Miss	12/28		22	4	5	.800	0	0	.000	1	1	1.000	2	0	2	4.1	5	1	2	1	0	9	6.7	
AUBURN	1/2		8	1	3	.333	0	0	.000	0	0	.000	1	2	3	4.0	0	0	1	0	0	2	6.3	
at Tennessee	1/6		24	0	7	.000	0	0	.000	1	3	.333	3	5	8	4.3	3	0	2	1	0	1	5.8	
at LSU	1/9		19	3	6	.500	0	0	.000	2	2	1.000	1	2	3	4.2	2	0	1	0	2	8	6.0	
ARKANSAS	1/16		15	2	3	.667	0	0	.000	0	0	.000	2	2	4	4.2	1	1	3	0	2	4	5.9	
GEORGIA	1/20		18	1	5	.200	0	0	.000	0	0	.000	2	2	4	4.2	2	0	1	1	0	2	5.6	
at South Carolina	1/23		28	5	8	.625	0	0	.000	1	1	1.000	4	1	5	4.3	3	0	3	2	1	11	5.9	
at Florida	1/27		4	1	3	.333	0	0	.000	0	0	.000	3	0	3	4.2	3	0	0	1	1	2	5.7	
KENTUCKY	1/30		12	2	4	.500	0	0	.000	3	7	.429	1	3	4	4.2	2	0	1	0	0	7	5.8	
at Mississippi State	2/3		16	0	1	.000	0	0	.000	0	2	.000	0	2	2	4.1	1	1	2	0	1	0	5.5	
at Georgia	2/6		30	4	9	.444	0	0	.000	0	3	.000	3	4	7	4.2	3	1	2	0	0	8	5.6	
FLORIDA	2/13		2	0	0	.000	0	0	.000	0	0	.000	0	0	0	4.0	0	0	0	0	0	0	5.3	
at Auburn	2/17		18	3	5	.600	0	0	.000	0	0	.000	0	3	3	4.0	0	1	2	2	1	6	5.4	
MISSISSIPPI	2/20		13	1	3	.333	0	0	.000	0	0	.000	0	0	0	3.8	1	0	0	0	2	2	5.2	
MISSISSIPPI STATE	2/24		11	0	2	.000	0	0	.000	0	2	.000	2	0	2	3.7	0	0	0	0	1	0	5.0	
at Arkansas	2/27		26	5	11	.455	0	0	.000	0	0	.000	0	3	3	3.7	3	2	4	0	2	10	5.2	
vs. LSU	3/3		21	1	4	.250	0	0	.000	0	0	.000	1	1	2	3.6	2	0	2	0	0	2	5.1	
at Memphis	3/17		19	3	8	.375	0	0	.000	0	0	.000	3	1	4	3.6	2	0	0	0	1	6	5.1	
at Northwestern	3/20		17	2	4	.500	0	0	.000	1	2	.500	1	1	2	3.6	2	1	1	0	1	5	5.1	
at Toledo	3/22		22	4	5	.800	0	0	.000	0	2	.000	1	2	3	3.6	1	0	3	0	1	8	5.2	
Totals			4	512	65	133	.489	0	0	.000	21	50	.420	46	57	103	3.6	60	11	41	13	26	151	5.2



PLAYER PROFILES

## Mitcham's Career Stats

Year	GP-GS	Min	Avg	FG	FGA	Pct	3FG	3FGA	Pct	FT	FTA	Pct	Off	Def	Tot	Avg	PF-FO	A	TO	Bk	Stl	Pts	Avg
2010-11	29-4	512	17.7	65	133	.489	0	0	.000	21	50	.420	46	57	103	3.6	60-2	11	41	13	26	151	5.2
2011-12	Did not play																						
<b>TOTAL</b>	<b>29-4</b>	<b>512</b>	<b>17.7</b>	<b>65</b>	<b>133</b>	<b>.489</b>	<b>0</b>	<b>0</b>	<b>.000</b>	<b>21</b>	<b>50</b>	<b>.420</b>	<b>46</b>	<b>57</b>	<b>103</b>	<b>3.6</b>	<b>60-2</b>	<b>11</b>	<b>41</b>	<b>13</b>	<b>26</b>	<b>151</b>	<b>5.2</b>

12

5-8 • Junior

Guard

# Shafontaye MYERS

Newbern, Ala./Sunshine HS

## CAREER HIGHS

Points	16 - 2X, last vs. Georgia (2/5/12)
Rebounds	7 vs. Air Force (12/30/11)
FG Made	6 - 2X, last vs. Georgia (2/5/12)
FG Attempted	16 vs. Georgia (2/5/12)
3PT FG Made	4 vs. Georgia (2/5/12)
3PT FG Attempted	14 vs. Georgia (2/5/12)
FT Made	8 at Arkansas (2/27/11)
FT Attempted	10 at Alabama State (12/17/11)
Assists	4 - 3X, last vs. Auburn (1/5/12)
Steals	4 - 4X, last vs. South Carolina (2/19/12)
Blocks	
Minutes	33 at Alabama State (12/17/11)

## SEC HIGHS

Points	16 vs. Georgia (2/5/12)
Rebounds	5 vs. Vanderbilt (1/13/11)
FG Made	6 - 2X, last vs. Georgia (2/5/12)
FG Attempted	16 vs. Georgia (2/5/12)
3PT FG Made	4 vs. Georgia (2/5/12)
3PT FG Attempted	14 vs. Georgia (2/5/12)
FT Made	8 at Arkansas (2/27/11)
FT Attempted	9 at Arkansas (2/27/11)
Assists	4 - 2X, last vs. Auburn (1/5/12)
Steals	4 - 2X, last vs. South Carolina (2/19/12)
Blocks	
Minutes	32 vs. Auburn (1/5/12)

## 2011-12 SEASON HIGHS

Points	16 - 2X, last vs. Georgia (2/5)
Rebounds	7 vs. Air Force (12/30)
FG Made	6 - 2X, last vs. Georgia (2/5)
FG Attempted	16 vs. Georgia (2/5)
3PT FG Made	4 vs. Georgia (2/5)
3PT FG Attempted	14 vs. Georgia (2/5)
FT Made	7 at Alabama State (12/17)
FT Attempted	10 at Alabama State (12/17)
Assists	4 - 2X, last vs. Auburn (1/5)
Steals	4 - 4X, last vs. South Carolina (2/19)
Blocks	
Minutes	33 at Alabama State (12/17)



## 2011-12 (SOPHOMORE)

Started two games at the point guard position ... averaged 5.7 points, 2.9 rebounds, 1.3 assists and a team-best 1.7 steals in 22.2 minutes per game ... led Alabama in scoring three times ... tied for the most three-pointers scored during the season with 26 ... tied a career high with four steals, in addition to four rebounds, three points and one assist in home game against South Carolina ... chipped in seven points, three rebounds, three assists and one steal in win over No. 7 Kentucky ... sidelined four games after suffering a concussion in practice following the Auburn game ... recorded eight points and four rebounds in the win at Mississippi ... tied a career high with 16 points while adding three steals, one assist and one rebound against No. 20 Georgia ... recorded four points, two steals, one rebound and one assist at Arkansas ... led Alabama in scoring with 13 points in addition to four assists, four steals and two rebounds against Auburn ... made her first career start at South Carolina and finished with four points, three rebounds, three steals and a pair of assists ... registered nine points, a career-high seven rebounds, three assists and a pair of steals in win over Air Force ... added five rebounds, three points, two assists and a pair of steals against Presbyterian ... had a career-high 16 points, five rebounds, four steals and a pair of assists in win at Alabama State ... contributed three steals and one assist in victory against Louisiana Tech ... added three points in win over Seton Hall ... had three steals, one assist and one rebound against Old Dominion ... recorded eight points, six rebounds, two steals and one assist in win against Georgia Southern ... collected a career-best four steals in a career-high 29 minutes in win over Northwestern State ... played in 15 minutes of season opener against Nicholls State, finishing with five points, four rebounds and one steal.

## 2010-11 (FRESHMAN)

Went 8-for-9 from the free throw line at Arkansas, tying her season high with 13 points ... tacked on nine points, two rebounds and one assist in 15 minutes at South Carolina ... recorded five points, five rebounds and four assists against Vanderbilt ... had nine points, all from three-point range, in her SEC debut versus Auburn ... collected a season-high three steals in win over Belmont ... saw 17 minutes of action against Alabama State, with a season-high

13 points, four rebounds, two assists and two steals ... added six points, all from three-point range, and one rebound in win over Central Arkansas ... had eight points, one steal and one rebound in her collegiate debut vs. Tennessee State ... averaged 4.6 points and 1.1 rebounds per game.

## HIGH SCHOOL

Ranked 13th in the nation in scoring in 2010 with a 29.2 point scoring average according to MaxPreps.com ... received the Alabama Sports Writers Association Class 1A Player of the Year award ... named to the *Tuscaloosa News* Super 5 ... made the all-regional tournament team five times as a standout guard for Sunshine High School ... selected as the 2010 Area 6 Tournament MVP... named 2010 Central Regional MVP... a 2009 and 2010 first-team all state selection ... member of the Hale County Tournament all-star team four consecutive years ... named to the Class 1A Southwest Regional all-tournament team in 2005 and 2006 ... member of the Class 1A Central Regional all-tournament team in 2007 ... earned the Area 6 MVP award in 2007 ... named Class 1A Area 5 Tournament MVP in 2008 and 2009 ... selected as the Class 1A Central Regional Tournament MVP 2008 and 2009 ... named to the Class 1A second team by the Alabama Sports Writers Association for the 2006-07 season ... 2007, 2008 and 2009 West Alabama All-Star Super Five honoree ... state player of the year finalist in 2008 and 2009 ... named to the Class 1A Final Four all-tournament team in 2009 ... compiled 3,169 career points over varsity career ... led Sunshine High School with 29.2 points, 6.4 steals and 2.7 assists per game her senior year ... scored 30-plus points 13 times throughout the 2009-10 season and reached the 40-point mark twice ... averaged 31.1 points and 10.5 rebounds per game her junior year ... played club basketball for the Alabama Twisters.

## PERSONAL INFORMATION

Born June 6, 1992 ... daughter of Joseph Carlisle Jr. and Barbara Myers ... has one brother, Devonte and one sister, Shantel ... majoring in psychology.

PLAYER PROFILES




## Myers' 2010-11 Game-by-Game Statistics

Opponent	Date	TOTAL			3-PTS			REBOUNDS															
		GS	Min	Pct	3FG	FGA	Pct	FT	FTA	Pct	Off	Def	Tot	Avg	PF	A	TO	Blk	Stl	Pts	Avg		
TENNESSEE STATE	11/12	8	3	6	.500	2	5	.400	0	0	.000	0	1	1	1.0	1	0	2	0	1	8	8.0	
CENTRAL ARK.	11/14	12	2	5	.400	2	5	.400	0	0	.000	0	1	1	1.0	2	0	0	0	0	6	7.0	
ALABAMA STATE	12/1	17	5	8	.625	1	3	.333	2	2	1.00	0	4	4	2.0	3	2	1	0	2	13	9.0	
ARK. PINE BLUFF	12/4	15	3	6	.500	1	3	.333	2	2	1.00	2	1	3	2.3	2	2	3	0	2	9	9.0	
at Kansas	12/12	10	0	5	.000	0	5	.000	0	0	.000	0	0	0	1.8	3	1	0	0	0	7.2		
BELMONT	12/18	21	2	6	.333	1	5	.200	0	0	.000	0	1	1	1.7	0	2	0	0	3	5	6.8	
ALABAMA A&M	12/20	5	0	2	.000	0	1	.000	0	0	.000	1	0	1	1.6	2	0	0	0	0	5.9		
AUBURN	1/2	9	3	7	.429	3	7	.429	0	0	.000	0	1	1	1.5	1	0	0	0	0	9	6.3	
at Tennessee	1/6	14	1	10	.100	1	8	.125	0	0	.000	0	0	0	1.3	1	0	1	0	0	3	5.9	
VANDERBILT	1/13	27	2	10	.200	1	4	.250	0	2	.000	2	3	5	1.7	2	4	1	0	0	5	5.8	
ARKANSAS	1/16	20	2	6	.333	0	4	.000	2	2	1.00	0	3	3	1.8	4	0	4	0	0	6	5.8	
GEORGIA	1/20	14	2	10	.200	1	8	.125	0	0	.000	2	0	2	1.8	2	1	1	0	0	5	5.8	
at South Carolina	1/23	15	3	9	.333	2	5	.400	1	1	1.00	0	2	2	1.8	1	1	1	0	0	9	6.0	
at Florida	1/27	4	0	1	.000	0	0	.000	0	0	.000	0	0	0	1.7	0	1	0	0	0	5.6		
KENTUCKY	1/30	2	0	0	.000	0	0	.000	0	0	.000	0	0	0	1.6	0	0	1	0	0	0	5.2	
at Mississippi State	2/3	3	0	0	.000	0	0	.000	1	2	.500	0	1	1	1.6	0	0	0	0	0	1	4.9	
at Georgia	2/6	3	2	4	.500	1	3	.333	0	0	.000	0	0	0	1.5	0	0	0	0	1	5	4.9	
FLORIDA	2/13	10	1	2	.500	1	1	1.00	0	0	.000	0	1	1	1.4	1	0	1	0	0	3	4.8	
at Auburn	2/17	2	0	1	.000	0	1	.000	0	0	.000	0	0	0	1.4	0	0	0	0	0	0	4.6	
MISSISSIPPI STATE	2/24	12	2	7	.286	1	5	.200	1	2	.500	0	0	0	1.3	2	2	0	0	1	6	4.7	
at Arkansas	2/27	10	2	2	1.00	1	1	1.00	8	9	.889	0	0	0	1.2	1	1	0	0	1	13	5.0	
vs. LSU	3/3	14	2	7	.286	2	7	.286	0	0	.000	0	1	1	1.2	1	0	2	0	0	6	5.1	
at Memphis	3/17	8	1	2	.500	0	1	.000	0	2	.000	0	0	0	1.2	1	0	1	0	0	2	5.0	
at Northwestern	3/20	3	1	2	.500	0	1	.000	0	0	.000	0	0	0	1.1	2	0	0	0	0	2	4.8	
at Toledo	3/22	3	0	2	.000	0	2	.000	0	0	.000	0	1	1	1.1	1	0	1	0	0	0	4.6	
Totals		0	261	39	120	.325	21	85	.247	17	24	.708	7	21	28	1.1	33	17	20	0	11	116	4.6

## Myers' 2011-12 Game-by-Game Statistics

Opponent	Date	TOTAL			3-PTS			REBOUNDS															
		GS	Min	Pct	3FG	FGA	Pct	FT	FTA	Pct	Off	Def	Tot	Avg	PF	A	TO	Blk	Stl	Pts	Avg		
NICHOLLS STATE	11/12	15	2	5	.400	0	2	.000	1	2	.500	0	4	4	4.0	1	0	3	0	1	5	5.0	
at Central Arkansas	11/15	9	0	3	.000	0	1	.000	0	0	.000	0	1	1	2.5	1	0	1	0	0	0	2.5	
NW STATE	11/18	29	1	3	.333	1	1	1.000	2	2	1.000	1	2	3	2.7	2	2	3	0	4	5	3.3	
GA SOUTHERN	11/21	27	3	11	.273	2	9	.222	0	0	.000	1	5	6	3.5	0	1	0	0	2	8	4.5	
vs. Old Dominion	11/24	21	0	8	.000	0	2	.000	0	0	.000	0	1	1	3.0	3	1	3	0	3	0	3.6	
vs. Seton Hall	11/25	9	1	2	.500	1	1	1.000	0	2	.000	0	0	0	2.5	1	0	0	0	0	3	3.5	
vs. Louisiana Tech	11/26	10	0	0	.000	0	0	.000	0	0	.000	0	0	0	2.1	1	1	0	0	3	0	3.0	
SOUTHEASTERN LA	12/2	12	1	8	.125	0	4	.000	0	0	.000	1	2	3	2.3	1	0	1	0	1	2	2.9	
KANSAS	12/4	14	2	4	.500	1	2	.500	0	0	.000	0	1	1	2.1	1	1	1	0	0	5	3.1	
at North Texas	12/7	26	4	10	.400	1	4	.250	0	0	.000	2	2	4	2.3	2	4	0	0	1	9	3.7	
at N.C. State	12/11	22	4	10	.400	1	2	.500	2	2	1.000	2	2	4	2.5	2	2	2	0	1	11	4.4	
at Alabama State	12/17	33	4	6	.667	1	2	.500	7	10	.700	2	3	5	2.7	1	2	1	0	4	16	5.3	
PRESBYTERIAN	12/19	27	1	3	.333	1	3	.333	0	0	.000	0	5	5	2.8	3	2	2	0	2	3	5.2	
AIR FORCE	12/30	23	3	10	.300	3	8	.375	0	0	.000	2	5	7	3.1	1	3	2	0	2	9	5.4	
at South Carolina	1/1	28	2	7	.286	0	1	.000	0	0	.000	0	3	3	3.1	3	2	1	0	3	4	5.3	
AUBURN	1/5	32	6	15	.400	1	5	.200	0	0	.000	0	2	2	3.1	2	4	0	0	4	13	5.8	
TENNESSEE	1/26	13	1	7	.143	1	6	.167	0	0	.000	0	2	2	3.0	1	1	1	0	0	3	5.6	
at Kentucky	1/29	17	0	4	.000	0	2	.000	0	0	.000	1	2	3	3.0	1	0	3	0	1	0	5.3	
at Arkansas	2/2	20	1	7	.143	1	4	.250	1	2	.500	1	0	1	2.9	0	1	3	0	2	4	5.3	
Georgia	2/5	28	6	16	.375	4	14	.286	0	0	.000	0	1	1	2.8	1	1	1	0	3	16	5.8	
at Mississippi	2/9	17	2	3	.667	2	3	.667	2	2	1.000	2	2	4	2.9	1	0	2	0	0	8	5.9	
LSU	2/12	31	4	16	.250	2	10	.200	0	0	.000	0	3	3	2.9	1	1	3	0	1	10	6.1	
Kentucky	2/16	29	3	6	.500	0	1	.000	1	2	.500	0	2	2	2.8	2	3	3	0	1	7	6.1	
SOUTH CAROLINA	2/19	26	1	10	.100	1	7	.143	0	0	.000	2	2	4	2.9	1	1	2	0	4	3	6.0	
at Auburn	2/23	24	1	4	.250	1	3	.333	0	0	.000	0	3	3	2.9	2	0	2	0	0	3	5.9	
at Vanderbilt	2/26	27	2	9	.222	1	8	.125	1	2	.500	0	2	2	2.8	1	1	2	0	2	6	5.9	
vs. South Carolina	3/1	30	1	9	.111	0	4	.000	0	0	.000	0	3	3	2.9	4	0	1	0	1	2	5.7	
Totals		2																					



PLAYER PROFILES

## Myers' Career Stats

Year	GP-GS	Min	Avg	FG	FGA	Pct	3FG	3FGA	Pct	FT	FTA	Pct	Off	Def	Tot	Avg	PF-FO	A	TO	Blk	Stl	Pts	Avg
2010-11	25-0	261	10.4	39	120	.325	21	85	.247	17	24	.708	7	21	28	1.1	33-0	17	20	0	11	116	4.6
2011-12	27-2	599	22.2	56	196	.286	26	109	.239	17	26	.654	17	60	77	2.9	40-0	34	43	0	46	155	5.7
<b>TOTAL</b>	<b>52-2</b>	<b>860</b>	<b>16.5</b>	<b>95</b>	<b>316</b>	<b>.301</b>	<b>47</b>	<b>194</b>	<b>.242</b>	<b>34</b>	<b>50</b>	<b>.680</b>	<b>24</b>	<b>81</b>	<b>105</b>	<b>2.0</b>	<b>73-0</b>	<b>51</b>	<b>63</b>	<b>0</b>	<b>57</b>	<b>271</b>	<b>5.2</b>



10

5-11 • Senior

Guard

# Meghan PERKINS

Montgomery, Ala./Pensacola State



PLAYER PROFILES

## CAREER HIGHS

Points	22 vs. Northwestern State (11/18/11)
Rebounds	12 at LSU (1/8/12)
FG Made	8 - 2X, last vs. Air Force (12/30/11)
FG Attempted	16 vs. Northwestern State (11/18/11)
3PT FG Made	1 at Kentucky (1/29/12)
3PT FG Attempted	2 - 2X, last at Kentucky (1/29/12)
FT Made	6-2X, last at Vanderbilt (2/26/12)
FT Attempted	7 - 2X, last vs. Auburn (1/5/12)
Assists	4 - 2X, last vs. Mississippi (1/15/12)
Steals	6 vs. Old Dominion (11/24/11)
Blocks	2 - 2X, last vs. Georgia (2/5/12)
Minutes	38 vs. Kansas (12/04/11)

## SEC HIGHS

Points	16 vs. Georgia (2/5/12)
Rebounds	12 at LSU (1/8/12)
FG Made	6 - 2X, last vs. Kentucky (2/16/12)
FG Attempted	15 at LSU (1/8/12)
3PT FG Made	1 at Kentucky (1/29/12)
3PT FG Attempted	2 at Kentucky (1/29/12)
FT Made	6 at Vanderbilt (2/26/12)
FT Attempted	7 vs. Auburn (1/5/12)
Assists	4 - 2X, last vs. Mississippi (1/15/12)
Steals	2 - 4X, last at Vanderbilt (2/26/12)
Blocks	2 - 2X, last vs. Georgia (2/5/12)
Minutes	36 vs. South Carolina (2/19/12)

## 2011-12 SEASON HIGHS

Points	22 vs. Northwestern State (11/18)
Rebounds	12 at LSU (1/8)
FG Made	8 - 2X, last vs. Air Force (12/30)
FG Attempted	16 vs. Northwestern State (11/18)
3PT FG Made	1 at Kentucky (1/29)
3PT FG Attempted	2 at Central Arkansas (11/15)
FT Made	6-2X, last at Vanderbilt (2/26)
FT Attempted	7 - 2X, last vs. Auburn (1/5)
Assists	4 vs. Mississippi (1/15)
Steals	6 vs. Old Dominion (11/24)
Blocks	2 - 2x, last vs. Georgia (2/5)
Minutes	38 vs. Kansas (12/4)

## 2011-12 (JUNIOR)

Started in 24 of the 29 games she played during her first season with Alabama ... averaged the second-most points on the team at 9.4 per game and led the Tide in rebounds with 5.4 ... team's top free-throw shooter, hitting 79.5 percent ... led Alabama in scoring five times ... also contributed 1.5 assists, 1.5 steals and 0.8 blocks per game ... recorded nine points, six rebounds, one block and one steal in final home game against South Carolina ... contributed 14 points, four rebounds, two assists and one block in win over No. 7 Kentucky ... added eight points, seven rebounds, two steals and one block in win at Mississippi ... scored an SEC game-high 16 points in addition to eight rebounds, two assists, two blocks and two steals against No. 20 Georgia ... had nine points, six rebounds and one assist at No. 6 Kentucky while also scoring the first three-point goal of her Alabama career ... chipped in seven points, seven rebounds, two assists and two steals at Florida ... recorded four points, seven rebounds, four assists, two blocks and two steals at home against Mississippi ... pulled down a season-best 12 rebounds while adding four points, two assists, two steals and a block at LSU ... added seven points, seven rebounds, two assists, one block and one steal against Auburn ... had four points, two rebounds and one block in her SEC debut at South Carolina ... notched the first double-double of her Alabama career against Air Force, finishing with 19 points and 10 rebounds while adding a game-best four steals ... went 5-for-5 from the floor, scoring 10 points, while adding five rebounds, two steals, one block and one assist in win over Presbyterian ... played a season-high 38 minutes in win over Kansas while also posting 17 points, six rebounds, one assist and three blocks ... had eight points, eight rebounds, one assist and one steal in win against Southeastern Louisiana ... chipped in eight points, three steals, two assists and one block in victory over Louisiana Tech ... played 40 minutes in overtime win against Seton Hall, adding six points, five rebounds, three assists and three steals ... contributed 13 points, six steals, three rebounds and a pair of assists against Old Dominion ... had a solid all-around game in win over Georgia Southern, with seven points, five rebounds, two steals, two blocks and an assist ... recorded a season and game-best 22 points and nine rebounds in win over Northwestern State ... played 28 minutes against Central Arkansas,

scoring 10 points ... made an immediate impact in the Alabama lineup after transferring from Pensacola State College, as she led the Tide with 13 points, four assists and two steals in opener against Nicholls State.

## 2009-11 (PENSACOLA STATE)

Ranked 18th overall and the No. 7 wing on Dan Olson's Collegiate Girls Basketball Report ... named to the 2011 State Farm/WBCA All-America Team ... selected as the Panhandle Conference Player of the Year ... All-Panhandle Conference first team ... helped lead Pensacola to a third-place finish in the NJCAA national tournament, scoring 13 points against Northern Oklahoma on March 20 ... scored 33 points against Florida Gulf Coast ... averaged 15.5 points, 7.2 rebounds, 2.6 steals, 1.9 assists and 1.4 blocks per contest ... named to 2009-10 All-Panhandle Conference second team ... averaged 12.5 points and 6.4 rebounds per game ... scored double-digit points in 17 of 29 games ... recorded four double-doubles ... top statistical outing came against Enterprise State Community College on Nov. 6 with 22 points, 14 rebounds, four steals and a pair of assists.

## HIGH SCHOOL

2008 ASWA 6A honorable mention all-state selection ... 2009 5A second team honoree ... played in both the Alabama All-Star Sports Week North-South game and the Alabama-Mississippi All-Star Classic, where she had 12 points and 12 rebounds ... finished her career at Carver High School but earlier teamed up with current Crimson Tide senior Celiscia Farmer at Robert E. Lee High School, before transferring.

## PERSONAL INFORMATION

Born Jan. 9, 1991 ... daughter of Jackie, Youlanda and Aaron Tucker ... has two brothers, Quinton and Jackie Jr., and four sisters, Deidra, Torie, Brittiany and Gabrielle ... majoring in criminal justice.



## Perkins' 2011-12 Game-by-Game Statistics

Opponent	Date	GS	Min	TOTAL			3-PTS			REBOUNDS														
				FG	FGA	Pct	3FG	FGA	Pct	FT	FTA	Pct	Off	Def	Tot	Avg	PF	A	TO	Blk	Stl	Pts	Avg	
NICHOLLS STATE	11/12		21	5	11	.455	0	1	.000	3	4	.750	1	1	2	2.0	1	4	1	1	2	13	13.0	
at Central Arkansas	11/15		28	5	11	.455	0	2	.000	0	0	.000	0	3	3	2.5	4	1	2	1	0	10	11.5	
NW STATE	11/18	*	27	8	16	.500	0	0	.000	6	7	.857	7	2	9	4.7	2	0	3	1	1	22	15.0	
GA SOUTHERN	11/21	*	29	2	7	.286	0	0	.000	3	4	.750	2	3	5	4.8	2	1	1	2	2	7	13.0	
vs. Old Dominion	11/24	*	31	5	11	.455	0	1	.000	3	3	1.000	0	3	3	4.4	5	2	3	0	6	13	13.0	
vs. Seton Hall	11/25	*	40	2	11	.182	0	0	.000	2	2	1.000	3	2	5	4.5	2	3	3	0	3	6	11.8	
vs. Louisiana Tech	11/26	*	25	3	7	.429	0	0	.000	2	2	1.000	0	0	0	3.9	3	2	0	1	3	8	11.3	
SOUTHEASTERN LA	12/2	*	31	3	10	.300	0	0	.000	2	2	1.000	2	6	8	4.4	3	1	1	0	1	8	10.9	
KANSAS	12/4	*	38	6	11	.545	0	0	.000	5	6	.833	2	4	6	4.6	2	1	2	3	0	17	11.6	
at North Texas	12/7	*	15	5	7	.714	0	0	.000	1	1	1.000	1	2	3	4.4	4	1	3	1	0	11	11.5	
at N.C. State	12/11	*	23	1	1	1.000	0	0	.000	1	4	.250	0	3	3	4.3	1	2	2	2	2	3	10.7	
at Alabama State	12/17	*	8	3	4	.750	0	0	.000	0	0	.000	0	1	1	4.0	4	0	1	0	0	6	10.3	
PRESBYTERIAN	12/19	*	23	5	5	1.000	0	0	.000	0	1	.000	3	2	5	4.1	2	1	2	1	2	10	10.3	
AIR FORCE	12/30	*	26	8	15	.533	0	0	.000	3	4	.750	5	5	10	4.5	3	2	0	0	4	19	10.9	
at South Carolina	1/1	*	22	2	5	.400	0	0	.000	0	0	.000	1	1	2	4.3	4	0	3	1	0	4	10.5	
AUBURN	1/5	*	35	1	8	.125	0	1	.000	5	7	.714	2	5	7	4.5	1	2	3	1	1	7	10.3	
at LSU	1/8	*	35	1	15	.067	0	1	.000	2	2	1.000	6	6	12	4.9	2	2	3	1	2	4	9.9	
MISSISSIPPI STATE	1/12		18	2	3	.667	0	0	.000	2	3	.667	2	5	7	5.1	1	1	1	0	0	6	9.7	
MISSISSIPPI	1/15		31	2	7	.286	0	1	.000	0	0	.000	2	5	7	5.2	1	4	3	2	2	4	9.4	
at Florida	1/19	*	30	3	9	.333	0	0	.000	1	2	.500	2	5	7	5.3	2	2	2	0	2	7	9.3	
TENNESSEE	1/26	*	23	3	7	.429	0	1	.000	2	2	1.000	2	5	7	5.3	3	2	4	1	1	8	9.2	
at Kentucky	1/29	*	27	4	9	.444	0	0	.000	1	2	.500	1	5	6	5.4	2	1	4	0	1	9	9.2	
Georgia	2/5		27	6	9	.667	0	0	.000	4	5	.800	4	4	8	5.5	1	2	1	2	2	16	9.5	
at Mississippi	2/9	*	32	4	10	.400	0	0	.000	0	0	.000	4	3	7	5.5	3	0	2	1	2	8	9.4	
LSU	2/12	*	29	4	8	.500	0	1	.000	2	2	1.000	2	1	3	5.4	4	2	1	0	1	10	9.4	
at Kentucky	2/16	*	21	6	7	.857	0	0	.000	2	2	1.000	2	2	4	5.4	4	2	7	1	0	14	9.6	
SOUTH CAROLINA	2/19	*	36	2	8	.250	0	1	.000	5	6	.833	2	4	6	5.4	5	0	2	1	1	9	9.6	
at Vanderbilt	2/26	*	30	1	5	.200	0	0	.000	6	6	1.000	2	4	6	5.4	4	3	3	0	2	8	9.5	
vs. South Carolina	3/1	*	20	1	5	.200	0	0	.000	3	4	.750	1	4	5	5.4	1	0	6	0	0	5	9.4	
Totals			24	781	103	242	.426	0	10	.000	66	83	.795	61	96	157	5.4	76	44	69	24	43	272	9.4



PLAYER PROFILES

## Perkins' Career Stats

Year	GP-GS	Min	Avg	FG	FGA	Pct	3FG	3FGA	Pct	FT	FTA	Pct	Off	Def	Tot	Avg	PF-FO	A	TO	Blk	Stl	Pts	Avg
2011-12	29-24	781	26.9	103	242	.426	0	10	.000	66	83	.795	61	96	157	5.4	76-2	44	69	24	43	272	9.4
<b>TOTAL</b>	<b>29-24</b>	<b>781</b>	<b>26.9</b>	<b>103</b>	<b>242</b>	<b>.426</b>	<b>0</b>	<b>10</b>	<b>.000</b>	<b>66</b>	<b>83</b>	<b>.795</b>	<b>61</b>	<b>96</b>	<b>157</b>	<b>5.4</b>	<b>76-2</b>	<b>44</b>	<b>69</b>	<b>24</b>	<b>43</b>	<b>272</b>	<b>9.4</b>



3

5-7 • Junior

Guard

# Jasmine ROBINSON

Memphis, Tenn./Overton HS

## CAREER HIGHS

Points	24 vs. Kansas (12/4/11)
Rebounds	7 at Alabama State (12/17/11)
FG Made	10 vs. Kansas (12/4/11)
FG Attempted	19 vs. Kansas (12/4/11)
3PT FG Made	3 - 4X, last vs. Southeastern La. (12/2/11)
3PT FG Attempted	10 - 2X, last at Kentucky (2/16/12)
FT Made	9 - 2X, last at Alabama State (12/17/11)
FT Attempted	14 - 2X, last at Alabama State (12/17/11)
Assists	6 vs. Northwestern State (11/18/11)
Steals	4 at Central Arkansas (11/15/11)
Blocks	1 - 4X, last vs. Mississippi (1/15/12)
Minutes	54 vs. Providence (11/27/10)

## SEC HIGHS

Points	17 - 2X, last vs. South Carolina (2/19/12)
Rebounds	6 vs. Kentucky (2/16/12)
FG Made	6 - 2X, last vs. Kentucky (2/16/12)
FG Attempted	17 vs. Georgia (2/5/12)
3PT FG Made	2 - 5X, last at Kentucky (2/5/12)
3PT FG Attempted	10 - 2X, last at Kentucky (2/16/12)
FT Made	6 - 3X, last vs. South Carolina (2/19/12)
FT Attempted	10 - 2X, last vs. Kentucky (2/16/12)
Assists	4 at Arkansas (2/27/11)
Steals	3 - 5X, last vs. Vanderbilt (2/26/12)
Blocks	1 - 3X, last vs. Mississippi (1/15/12)
Minutes	39 vs. LSU (2/12/12)

## 2011-12 SEASON HIGHS

Points	24 vs. Kansas (12/4)
Rebounds	7 at Alabama State (12/17)
FG Made	10 vs. Kansas (12/4)
FG Attempted	19 vs. Kansas (12/4)
3PT FG Made	3 - 4X, last vs. Mississippi State (1/12)
3PT FG Attempted	10 - 2X, last at Kentucky (2/16)
FT Made	9 at Alabama State (12/17)
FT Attempted	14 at Alabama State (12/17)
Assists	6 vs. Northwestern State (11/18)
Steals	4 at Central Arkansas (11/15)
Blocks	1 vs. Mississippi (1/15)
Minutes	39 vs. LSU (2/12)



## 2011-12 (SOPHOMORE)

Started in all but one game for the Tide ... finished as the team's leading scorer, averaging 11.4 points per game ... also chipped in 3.1 rebounds, 1.4 steals and 1.3 assists per contest ... led Alabama in scoring 12 times ... scored double-digit points 21 times ... named to the Paradise Jam all-tournament team after averaging 14.3 points and 37.7 minutes per game ... Alabama's leading scorer with 17 points, adding two rebounds and two steals at home against South Carolina ... led the Tide in scoring in its win over No. 7 Kentucky, finishing with 17 points in addition to six rebounds, three steals and one assist ... scored eight points while adding five rebounds, three steals and two assists in the win at Mississippi ... tallied 10 points, three steals and one rebound at Arkansas ... scored 11 points and added five rebounds and one steal against No. 20 Georgia ... had 14 points, three rebounds and one assist at No. 6 Kentucky while playing for a personal-best of 35 minutes against SEC opponents ... recorded 12 points, six rebounds, two steals, one assist and one block against Mississippi ... had six points, three rebounds, one assist and one steal against Auburn ... scored a game-high 16 points, all of which came in the second half, in addition to one assist, one block and one steal at South Carolina ... added eight points, one assist and one steal in 19 minutes against Air Force ... chipped in 11 points, three rebounds, three assists and one steal in win over Presbyterian ... had a game-high 19 points in addition to seven rebounds, three assists and a pair of steals at Alabama State ... posted career-highs in the win over Kansas with 24 points, 10 field goals and 19 field goal attempts ... led the Tide in win over Southeastern Louisiana scoring a team-high 13 points in addition to five rebounds, three assists and a pair of steals ... had a game-high 19 points in win over Louisiana Tech ... chipped in 13 points, five rebounds, five assists and one steal in 37 minutes against Old Dominion ... recorded 14 points, three rebounds, two assists and a steal in victory against Georgia Southern ... scored 20 points in win over Northwestern State, adding a career-best six assists, three rebounds and three steals versus the Lady Demons ... led team against Central Arkansas with 13 points and four steals in 36 minutes of play ... started in season opener against Nicholls State and played for 29 minutes, collecting five points, four rebounds, a pair of assists and one steal.

## 2010-11 (FRESHMAN)

Started seven games for the Tide ... totaled 10 points on the road against Georgia ... had 11 points, three rebounds and a pair of assists in win at Mississippi State ... contributed seven points, two rebounds, two assists and one steal at Florida ... scored a team-high 12 points against Arkansas ... tied her season-high with 19 points in win over Southern Mississippi ... added nine points, three rebounds, two steals and one assist in win over Alabama A&M ... was 5-of-6 from the free-throw line against the Lady Bulldogs ... scored eight points in win over Belmont ... played 54 of the 55 minutes in triple-overtime win over Providence at the Junkanoo Jam, finishing with 18 points vs. the Friars ... made the first start of her collegiate career against No. 14 Florida State on Nov. 26 ... named SEC Freshman of the Week on Nov. 22 ... chipped in nine points, a season-high six rebounds and three steals in win over McNeese State ... scored a game-high 16 points in road win at Georgia Southern ... scored 19 points while adding five rebounds, one assist and one steal in win over N.C. State ... had seven points, four rebounds, two steals and one assist in win over Central Arkansas ... in her collegiate debut, scored six points while adding three rebounds, three steals, one block and one assist in 17 minutes against Tennessee State ... averaged 7.4 points and 2.7 rebounds per game.

## HIGH SCHOOL

Ranked 65th overall recruit by ESPN HoopGurlz in the class of 2010 ... one of 13 players chosen to play in Japan for the Adidas Candace Parker Aces Global Travel Team ... garnered all-state accolades for the second time during her senior season ... averaged 21 points per game and helped lead Overton High School to its first appearance since 1967 in the Tennessee state tournament ... served as team captain since her sophomore year ... played club basketball for the Memphis Lady Bobcats Gold Team.

## PERSONAL INFORMATION

Born Dec. 2, 1991 ... daughter of Gregory Robinson and Valery Moore ... has three brothers, Ronald, Nicholas and Tyler ... majoring in exercise and sport science.



## Robinson's 2010-11 Game-by-Game Statistics

Opponent	Date	GS	Min	TOTAL			3-PTS			REBOUNDS														
				FG	FGA	Pct	3FG	3FGA	Pct	FT	FTA	Pct	Off	Def	Tot	Avg	PF	A	TO	Blk	Stl	Pts	Avg	
TENNESSEE STATE	11/12		17	3	7	.429	0	3	.000	0	1	.000	0	3	3	3.0	1	1	1	3	6	6.0		
CENTRAL ARK.	11/14		20	2	6	.333	0	3	.000	3	5	.600	1	3	4	3.5	4	1	0	2	7	6.5		
N.C. STATE	11/17		20	7	11	.636	2	3	.667	3	3	1.00	1	4	5	4.0	5	1	4	0	1	19	10.7	
at Georgia Southern	11/19		22	5	8	.625	0	2	.000	6	7	.857	2	3	5	4.3	3	1	2	0	1	16	12.0	
MCNEESE STATE	11/23		24	4	12	.333	0	4	.000	1	1	1.00	2	4	6	4.6	2	0	3	0	3	9	11.4	
vs. Florida State	11/26	*	28	3	10	.300	0	1	.000	3	9	.333	0	0	0	3.8	4	1	2	0	1	9	11.0	
vs. Providence	11/27	*	54	4	13	.308	1	3	.333	9	14	.643	1	2	3	3.7	3	1	6	0	1	18	12.0	
ALABAMA STATE	12/1	*	21	1	8	.125	1	2	.500	1	2	.500	1	3	4	3.8	2	2	0	0	2	4	11.0	
ARK. PINE BLUFF	12/4	*	24	2	7	.286	1	4	.250	1	2	.500	1	2	3	3.7	1	3	3	0	0	6	10.4	
at Kansas	12/12	*	24	2	12	.167	0	2	.000	2	3	.667	2	2	4	3.7	1	0	0	0	0	6	10.0	
BELMONT	12/18	*	24	2	8	.250	1	3	.333	3	5	.600	1	1	2	3.5	0	1	0	0	0	8	9.8	
ALABAMA A&M	12/20	*	35	2	6	.333	0	2	.000	5	6	.833	2	1	3	3.5	3	1	1	0	2	9	9.8	
at Southern Miss.	12/28		25	5	7	.714	3	5	.600	6	8	.750	0	2	2	3.4	2	1	1	0	0	19	10.5	
AUBURN	1/2		22	0	11	.000	0	3	.000	0	0	.000	0	0	0	3.1	0	3	0	0	0	9	7.7	
at Tennessee	1/6		25	3	8	.375	2	6	.333	2	2	1.00	2	1	3	3.1	2	2	2	0	0	10	9.7	
at LSU	1/9		21	2	6	.333	1	3	.333	0	0	.000	0	1	1	3.0	4	1	0	0	1	5	9.4	
VANDERBILT	1/13		18	1	6	.167	0	2	.000	1	2	.500	1	4	5	3.1	1	0	3	0	1	3	9.1	
ARKANSAS	1/16		31	3	8	.375	0	2	.000	6	10	.600	0	3	3	3.1	1	0	4	0	0	12	9.2	
GEORGIA	1/20		20	0	3	.000	0	1	.000	0	0	.000	1	2	3	3.1	0	2	2	0	0	0	8.7	
at South Carolina	1/23		21	1	6	.167	0	3	.000	1	2	.500	0	2	2	3.1	2	0	0	0	0	3	8.5	
at Florida	1/27		26	3	10	.300	1	3	.333	0	2	.000	1	1	2	3.0	0	2	1	0	1	7	8.4	
KENTUCKY	1/30		22	2	7	.286	0	2	.000	1	3	.333	1	0	1	2.9	4	0	1	0	0	5	8.2	
at Mississippi State	2/3		30	3	11	.273	2	5	.400	3	5	.600	0	3	3	2.9	3	2	1	0	0	11	8.3	
at Georgia	2/6		27	3	11	.273	2	6	.333	2	3	.667	0	3	3	2.9	3	2	0	0	2	10	8.4	
FLORIDA	2/13		26	3	9	.333	1	2	.500	0	2	.000	0	2	2	2.9	2	1	3	0	2	7	8.4	
at Auburn	2/17		19	0	4	.000	0	2	.000	2	2	1.00	1	1	2	2.8	2	2	2	0	0	2	8.1	
MISSISSIPPI	2/20		24	1	6	.167	0	2	.000	3	4	.750	0	0	0	2.7	0	1	1	1	1	5	8.0	
MISSISSIPPI STATE	2/24		28	2	5	.400	0	1	.000	1	2	.500	1	2	3	2.8	3	0	3	1	0	5	7.9	
at Arkansas	2/27		20	2	3	.667	0	0	.000	1	3	.333	0	4	4	2.8	2	4	4	0	1	5	7.8	
vs. LSU	3/3		30	2	8	.250	1	3	.333	0	0	.000	0	1	1	2.7	2	3	5	0	0	5	7.7	
at Memphis	3/17		31	0	9	.000	0	3	.000	3	6	.500	1	1	2	2.7	2	0	2	0	1	3	7.5	
at Northwestern	3/20		29	1	8	.125	0	4	.000	1	2	.500	1	2	3	2.7	3	1	2	0	2	3	7.4	
at Toledo	3/22		24	2	3	.667	0	0	.000	2	7	.286	0	1	1	2.7	1	1	1	0	0	6	7.4	
Totals			7	832	76	.257	.296	19	90	.211	72	123	.585	24	64	88	2.7	68	41	60	3	28	243	7.4

## Robinson's 2011-12 Game-by-Game Statistics

Opponent	Date	GS	Min	TOTAL			3-PTS			REBOUNDS														
				FG	FGA	Pct	3FG	3FGA	Pct	FT	FTA	Pct	Off	Def	Tot	Avg	PF	A	TO	Blk	Stl	Pts	Avg	
NICHOLLS STATE	11/12	*	29	1	7	.143	0	2	.000	3	3	1.000	0	4	4	4.0	0	2	2	0	1	5	5.0	
at Central Arkansas	11/15	*	36	5	12	.417	1	2	.500	2	4	.500	1	1	2	3.0	1	1	6	0	4	13	9.0	
NW STATE	11/18	*	31	8	16	.500	3	6	.500	1	3	.333	1	2	3	3.0	1	6	1	0	3	20	12.7	
GA SOUTHERN	11/21	*	32	6	11	.545	0	3	.000	2	2	1.000	1	2	3	3.0	3	2	4	0	1	14	13.0	
vs. Old Dominion	11/24	*	37	4	15	.267	1	2	.500	4	6	.667	2	3	5	3.4	3	5	2	0	1	13	13.0	
vs. Seton Hall	11/25	*	38	3	9	.333	0	2	.000	5	6	.833	0	0	0	2.8	1	1	2	0	0	11	12.7	
vs. Louisiana Tech	11/26	*	38	6	14	.429	3	4	.750	4	5	.800	2	3	5	3.1	0	1	4	0	2	19	13.6	
SOUTHEASTERN LA	12/2	*	35	3	9	.333	3	6	.500	4	8	.500	2	3	5	3.4	0	3	2	0	2	13	13.5	
KANSAS	12/4	*	37	10	19	.526	2	4	.500	2	4	.500	3	2	5	3.6	5	0	4	0	0	24	14.7	
at North Texas	12/7	*	23	1	5	.200	1	1	1.000	0	3	.000	0	1	1	3.3	3	1	3	0	0	3	13.5	
at N.C. State	12/11	*	29	4	9	.444	0	1	.000	3	4	.750	0	0	0	3.0	2	1	6	1	2	11	13.3	
at Alabama State	12/17	*	37	4	10	.400	2	5	.400	9	14	.643	3	4	7	3.3	3	3	4	0	2	19	13.8	
PRESBYTERIAN	12/19	*	34	5	14	.357	1	4	.250	0	0	.000	0	3	3	3.3	2	3	1	0	1	11	13.5	
AIR FORCE	12/30	*	19	4	10	.400	0	1	.000	0	2	.000	0	0	0	3.1	1	1	1	0	1	8	13.1	
at South Carolina	1/1	*	34	6	12	.500	0	2	.000	4	4	1.000	0	0	0	2.9	3	1	3	1	1	16	13.3	
AUBURN	1/5	*	24	3	10	.300	0	3	.000	0	1	.000	0	3	3	2.9	4	1	2	0	1	6	12.9	
at LSU	1/8		17	0	6	.000	0	1	.000	4	4	1.000	0	0	0	2.7	2	0	3	0	0	4	12.4	
MISSISSIPPI STATE	1/12	*	27	4	13	.308	2	6	.333	1	2	.500	2	2	4	2.8	3	1	4	0	3	11	12.3	
MISSISSIPPI	1/15	*	34	3	10	.300	1	2	.500	5	6	.833	2	4	6	2.9	3	1	2	1	2	12	12.3	
at Florida	1/19	*	35	1	14	.071	0	5	.000	0	0	.000	2	0	2	2.9	3	1	3	0	2	2	11.8	
Tennessee	1/26	*	21	1	6	.167	0	1	.000	0	0	.000	0	1	1	2.8	4	1	2	0	0	2	11.3	
at Kentucky	1/29	*	35	5	16	.313	2	4	.500	2	7	.286	1	2	3	2.8	2	1	3	0	0	14	11.4	
at Arkansas	2/2	*	34	2	9	.222	0	4	.000	6	9	.667	0	1	1	2.7	2	0	2	0	3	10	11.3	
Georgia	2/5	*	36	5	17	.294	1	6	.167	0	1	.000	3	2	5	2.8	1	0	4	0	1	11	11.3	
at Mississippi	2/9	*	33	2	16	.125	0	4	.000	4	6	.667	4	1	5	2.9	0	2	7	0	3	8	11.2	
LSU	2/12	*	39	2	11	.182	0	4	.000	4	6	.667	0	5	5	3.0	3	0	1	0	0	8	11.1	
Kentucky	2/16	*	36	6	11	.545	0	2	.000	5	10	.500	2	4	6	3.1	3	1	5	0	3	17	11.3	
SOUTH CAROLINA	2/19	*	35	5	12	.417	1	3	.333	6	8	.750	2	0	2	3.1	0	0	1	0	2	17	11.5	
at Auburn	2/23	*	21	1	6	.167	0	1	.000	2	2	1.000	0	1	1	3.0	4	0	2	0	0	4	11.2	
at Vanderbilt	2/26	*	35	5	14	.357	1	3	.333	5	6	.833	1	4	5	3.1	0	0	1	0	3	16	11.4	
vs. South Carolina	3/1	*	26	4	7	.571	1	2	.500	2	2	1.000	2	1	3	3.1	2	0	4	0	0	11	11.4	
Totals			30	977	119	.350	.340	26	96	.271	89	138	.645	36	59	95	3.1	64	40	91	3	44	353	11.4

## Robinson's Career Stats

Year	GP-GS	Min	Avg	FG	FGA	Pct	3FG	3FGA	Pct	FT	FTA	Pct	Off	Def	Tot	Avg	PF-FO	A	TO	Blk	Stl	Pts	Avg
2010-11	33-7	832	25.2	76	257	.296	19	90	.211	72	123	.585	24	64	88	2.7	68-1	41	60	3	28	243	7.4
2011-12	31-30	977	31.5	119	350	.340	26	96	.271	89	138	.645	36	59	95	3.1	64-1	40	91	3	44	353	11.4
<b>TOTAL</b>	<b>6</b>																						



15

5-6 • Junior

Guard

# Erika WATERS

Lawrenceville, Ga./Peachtree Ridge HS



## 2011-12 (SOPHOMORE)

Appeared in 10 games during the 2011-12 season, averaging 4.2 minutes per contest ... recorded eight rebounds and one assist ... had one rebound in four minutes at LSU ... played three minutes against Air Force, where she grabbed one rebound ... pulled down the first rebound of her career in Alabama's victory against Georgia Southern ... saw the first action of her collegiate career in the Tide's win over Northwestern State, playing three minutes.

## 2010-11 (FRESHMAN)

Joined the team as a walk-on in January but did not see any game action.

## HIGH SCHOOL

Two-time All-Region 7A second-team selection ... named team Defense Player of the Year both senior and junior year ... served as team captain her junior and senior year ... all-tournament selection in the Deep South Classic as a senior ... honorable mention Gwinnett County Tipoff Team of the Year ... averaged 14.2 points, 5.6 rebounds, 2.9 assists per game ... scored 30 or more points in three games with a career-high 36 points against Collins Hill as a senior.

## PERSONAL INFORMATION

Born April 23, 1992 ... daughter of Derrick and Fredia Waters ... has one brother, Derrick, and two sisters, Kim and Sharri ... majoring in environmental science.

### CAREER HIGHS

Points	
Rebounds	3 at Auburn (2/23/12)
FG Made	
FG Attempted	2 at Florida (1/19/12)
3PT FG Made	
3PT FG Attempted	
FT Made	
FT Attempted	
Assists	1 at Florida (1/19/12)
Steals	
Blocks	
Minutes	7-2X, last at Auburn (2/23/12)

### SEC HIGHS

Points	
Rebounds	3 at Auburn (2/23/12)
FG Made	
FG Attempted	2 at Florida (1/19/12)
3PT FG Made	
3PT FG Attempted	
FT Made	
FT Attempted	
Assists	1 at Florida (1/19/12)
Steals	
Blocks	
Minutes	7 - 2X, last at Auburn (2/23/12)

### 2011-12 SEASON HIGHS

Points	
Rebounds	3 at Auburn (2/23/12)
FG Made	
FG Attempted	2 at Florida (1/19/12)
3PT FG Made	
3PT FG Attempted	
FT Made	
FT Attempted	
Assists	1 at Florida (1/19/12)
Steals	
Blocks	
Minutes	7-2X, last at Auburn (2/23/12)



## Waters' 2011-12 Game-by-Game Statistics

Opponent	Date	GS	Min	TOTAL			3-PTS			REBOUNDS												
				FG	FGA	Pct	3FG	FGA	Pct	FT	FTA	Pct	Off	Def	Tot	Avg	PF	A	TO	Blk	Stl	Pts
NW STATE	11/18	3	0	0	.000	0	0	.000	0	0	.000	0	0	0	0.0	1	0	1	0	0	0	0.0
GA SOUTHERN	11/21	5	0	0	.000	0	0	.000	0	0	.000	0	1	1	0.5	1	0	1	0	0	0	0.0
AIR FORCE	12/30	3	0	0	.000	0	0	.000	0	0	.000	0	1	1	0.7	0	0	0	0	0	0	0.0
at LSU	1/8	4	0	1	.000	0	0	.000	0	0	.000	1	0	1	0.8	0	0	0	0	0	0	0.0
MISSISSIPPI STATE	1/12	5	0	0	.000	0	0	.000	0	0	.000	1	0	1	0.8	0	0	0	0	0	0	0.0
MISSISSIPPI	1/15	2	0	0	.000	0	0	.000	0	0	.000	0	0	0	0.7	1	0	1	0	0	0	0.0
at Florida	1/19	7	0	2	.000	0	0	.000	0	0	.000	1	0	1	0.7	1	1	0	0	0	0	0.0
TENNESSEE	1/26	3	0	0	.000	0	0	.000	0	0	.000	0	0	0	0.6	0	0	1	0	0	0	0.0
at Arkansas	2/2	3	0	0	.000	0	0	.000	0	0	.000	0	0	0	0.6	0	0	0	0	0	0	0.0
at Auburn	2/23	7	0	0	.000	0	0	.000	0	0	.000	1	2	3	0.8	1	0	0	0	0	0	0.0
Totals		0	42	0	3	.000	0	0	.000	0	0	.000	4	4	8	0.8	5	1	4	0	0	0.0



### Waters' Career Stats

Year	GP-GS	Min	Avg	FG	FGA	Pct	3FG	3FGA	Pct	FT	FTA	Pct	Off	Def	Tot	Avg	PF-FO	A	TO	Blk	Stl	Pts	Avg
2010-11	Did not play																						
2011-12	10-0	42	4.2	0	3	.000	0	0	.000	0	0	.000	4	4	8	0.8	5-0	1	4	0	0	0	0.0
<b>TOTAL</b>	<b>10-0</b>	<b>42</b>	<b>4.2</b>	<b>0</b>	<b>3</b>	<b>.000</b>	<b>0</b>	<b>0</b>	<b>.000</b>	<b>0</b>	<b>0</b>	<b>.000</b>	<b>4</b>	<b>4</b>	<b>8</b>	<b>0.8</b>	<b>5-0</b>	<b>1</b>	<b>4</b>	<b>0</b>	<b>0</b>	<b>0</b>	<b>0.0</b>



4

6-1 • Freshman

Guard

**Emily  
DAVIS**

Enterprise, Ala./Enterprise HS

**HIGH SCHOOL**

Two-Time ASWA 6A All-State honorable mention (2011, 2012) ... 2011 Central Region All-Tournament Team ... 2011 AHSAA South Basketball Team member ... 2011 AHSAA Class 6A Area 3 All-Tournament Team ... Two-time Dothan Eagle Basketball Super 12 Team selection (2011, 2012) ... averaged 16.5 points, 3.2 rebounds, 3.2 blocks, 3.2 assists and 1.6 steals per game during the 2011-12 season ... four-year starter for Enterprise High School ... led the Wildcats to the South Central Regional for the first time in program history as a junior ... helped collect a school record 28 wins during the 2010-11 season ... also played volleyball and soccer ... 2012 Dothan Eagle Super 12 volleyball team member ... named the 2011 Class 6A Regional MVP as she finished with 20 kills, six blocks, 18 digs and two aces in the championship match ... helped Enterprise advance to the 2011 6A state volleyball tournament for the first time in six years.

**PERSONAL INFORMATION**

Born Sept. 9, 1993 ... daughter of Brian and Anne Davis ... has three brothers, Joe, Zack and Matt, and one sister, Meghan ... is a triplet with Zack and Matt ... majoring in pre-medical studies in general arts & sciences.



PLAYER PROFILES





13

6-2 • Freshman

Forward

**Nikki  
HEGSTETTER**

Kennesaw, Ga./Harrison HS

**HIGH SCHOOL**

2012 all-state second team honoree ... 2012 *Atlanta Journal Constitution* first team all-metro selection ... 2012 Cobb County Tip Off Club first team member ... 2011 *Atlanta Journal Constitution* second team all-metro ... 2011 first team all-region ... one of 30 girls named to the 2011 Atlanta Tipoff Club preseason watch list ... helped Harrison High School reach the second round of the 2012 state playoffs for the first time in school history ... became the first girl in Harrison High School history to surpass the 1,000-point and 1,000-rebound mark in her high school career ... started all four years of high school ... averaged a double-double in each of her four seasons ... named varsity MVP in all four years ... had a triple-double game with 28 points, 15 rebounds and 11 steals in addition to five assists during her junior season ... averaged 20.1 points, 14.1 rebounds and 3.1 blocks per contest as a senior ... member of the National Honor Society, Mu Alpha Theta and Art Club.

**PERSONAL INFORMATION**

Born Oct. 3, 1993 ... daughter of Tom and Theresa Hegstetter ... has a brother Grant and a sister Emily ... majoring in undecided communication studies.





25

6-1 • Sophomore

Forward

**Briana HUTCHEN**

Baltimore, Md./Rutgers

**2010-11 (AT RUTGERS)**

Made her collegiate debut in the season opener versus California ... tallied the first points of her collegiate career against North Carolina A&T, with six points and six rebounds in only eight minutes ... appeared in 28 games as a freshman, logging 181 minutes ... saw action in all but three games in her first season ... scored four points and collected five rebounds against UConn.

**HIGH SCHOOL**

Named the *Baltimore Sun* Girls Basketball Player of the Year in 2010 ... averaged 17 points and 15 rebounds per game ... helped lead the Panthers to a 25-3 record ... earned a share of the MVP trophy at the Capital Classic, a high school basketball all-star game following senior season that showcases the best talent in the Washington, D.C./Maryland and Virginia areas ... played with the Maryland Comets club program.

**PERSONAL INFORMATION**

Born Nov. 12, 1992 ... daughter of Tim and Gay Hutchen ... has two brothers, TJ and Charles (deceased) ... majoring in communications.



PLAYER PROFILES



30

6-0 • Sophomore

Forward

**Brittany  
JACK**

Suwanee, Ga./Samford

**2010-11 (AT SAMFORD)**

Averaged 12.6 minutes as a freshman ... shot 46.7 percent from the floor ... was a 70.0 percent free throw shooter ... had her first of two collegiate starts vs. Elon ... led the team with seven rebounds against Davidson ... competed in 25 games as a freshman ... was 2-for-3 from the 3-point line against UNC Greensboro ... had a season-high 10 points while playing a season-best 28 minutes versus Central Connecticut ... played 15-plus minutes nine times ... had six points against Western Carolina in the SoCon Tournament quarterfinals.

**HIGH SCHOOL**

Two-time all-county and all-region selection ... named team MVP as a junior and senior ... averaged 14.2 points and 7.8 rebounds per game ... four-year varsity starter ... played at every position except center as a senior.

**PERSONAL INFORMATION**

Born July 1, 1992 ... daughter of Roland, Sr. and Dell Jack ... has two brothers, Roland, Jr. and Brandon ... majoring in American history.



PLAYER PROFILES





0

5-10 • Sophomore

Guard

# Daisha SIMMONS

Jersey City, N.J./Rutgers

### 2010-11 (AT RUTGERS)


Made her first career start in a home win over Syracuse ... tallied season highs across the board in win over North Carolina A&T ... competed in all but one game ... scored in all but seven games she played in ... averaged 2.4 points and 2.4 rebounds per game ... started in four games as a freshman ... chipped in 37 rebounds in conference action ... played 589 total minutes.

### HIGH SCHOOL

Somerset County (N.J.) all-time leading girls scorer with 2,488 points while starring for Gill St. Bernard's ... registered one quadruple-double, eight triple-doubles and six double-doubles her senior year ... three-time *Courier Post* Player of the Year ... averaged 21.5 points and 8.4 assists her senior season ... ranked 15th in the state of New Jersey ... shot 56 percent from the floor while scoring in double figures in 28 of 29 games ... two-time Somerset County Tournament champion its and MVP ... led the Knights to their first NJSIAA sectional title ... earned *Newark Star-Ledger* Player of the Year honors in 2010 ... rated the nation's 11th-best shooting guard by ESPN's HoopGurlz ... played with club team Ring City coached by former NBA player Ron Harper.

### PERSONAL INFORMATION

Born Jan. 13, 1991 ... daughter of Christena Simmons ... has four brothers, Chaz, Ronnell, Frank, and Kenneth, and four sisters, Nakita, Shayla, Charisma and Naquell ... majoring in business.



PLAYER PROFILES



1

5-1 • Freshman

Guard

**Jasmine STEELE**


Midfield, Ala./Midfield HS

**HIGH SCHOOL**

2012 Alabama girls all-star team ... 2012 Class 4A player of the year finalist ... two-time Alabama Sports Writers Association 4A first team selection (2011 and 2012) ... 2010 ASWA 4A second team honoree ... earned a spot on the 2011 4A all-tournament team as a junior ... named the 2011 *Birmingham News* Metro Girls Player of the Year ... member of the 2011 all-metro first team ... named 2010 4A state tournament MVP as a sophomore ... led Midfield High School to three straight Class 4A state championships and four straight appearances in the title game ... averaged 20.3 points, 12.5 rebounds, 7.9 steals and 5.2 assists per game as a senior.

**PERSONAL INFORMATION**

Born Feb. 16, 1993 ... daughter of Jennifer Steele ... has one brother, Calvin ... majoring in general studies human environmental sciences.





Head Coach

Fifth Season

## Wendell HUDSON

Alabama, 1973

When he assumed the role of head coach for the Crimson Tide women's basketball team in 2008, Wendell Hudson had a vision to bring a program that once had produced All-Americans and competed in a Final Four back to national prominence. As he enters his fifth season at the helm, Hudson is more excited than ever because he sees the building blocks falling in place that will make his vision a reality.

The 2012-13 squad begins the season with several new faces, both on the court and on the sidelines. The Tide welcomes six new players and three new assistant coaches, who Hudson believes will bring a fresh outlook to the program.

Although the 2011-12 season had the makings to be something special, several key injuries that caused lineup inconsistencies hampered Alabama for much of the season. Despite those setbacks, the Tide was



able to produce key wins at home against previously-unbeaten Kansas and seventh-ranked Kentucky. The win over the Wildcats marked the program's first over a ranked opponent for the program since Feb. 10, 2000.

The 2010-11 season was an exciting one for Alabama women's basketball. Hudson and his staff led the team to its first winning record in eight seasons, finishing 16-13 in the regular season and 18-15 overall. This success also ushered the team to its first postseason appearance since the 2001-02 season.

The 2010-11 Tide ranked 36th nationally in steals per game (10.7 spg) and ninth in turnover margin (5.85), which was a vast increase since Hudson's arrival. Alabama also averaged nearly 12 more points per game.

Despite a 12-18 overall record in Hudson's second season, the 2009-10 Tide made progressive strides as Alabama finished the regular season with its highest SEC win total since 2005. The Tide also won

multiple road games in league play for the first time since 2002 and snapped an eight-game losing skid to rival Auburn on Feb. 7, 2010. Under Hudson's guidance, several individuals made record-setting performances during the 2009-10 season including Tierney Jenkins, Dedrea Magee, Varisia Raffington and Ericka Russell. Five members of his team were named to the 2010 SEC Academic Honor Roll.

In his first season, Hudson guided the Tide to its best start in nearly a decade as it went 12-3 prior to entering Southeastern Conference play. That 2008-09 squad collected five more wins than in the previous season and won six-consecutive games for the program's longest winning streak since 2002. Russell was one of eight league rookies to be named to the SEC All-Freshman Team and also garnered Freshmen Academic Honor Roll recognition. In addition, Butler and Williams were both named to the 2009 SEC Academic Honor Roll for their successes in the classroom.

Prior to taking the head coaching reins, Hudson served from 2003-08 as the associate athletic director for alumni relations at the Capstone, a place where he built strong roots in the previous years.

Hudson graduated from The University of Alabama as its first African-American scholarship athlete and earned SEC player-of-the-year honors in 1973. He led both Alabama and the conference in scoring and was second in rebounding in 1972, then was first in boards and second in points the following season. Hudson finished his playing career in the crimson and white with 1,326 points and 826 rebounds to rank him 18th and 10th, respectively, in the Alabama annals.

A veteran basketball coach spanning 29 years of experience with both men and women's teams, including seven seasons in the SEC, Hudson has a proven track record of success, especially in the state of Alabama. He began his coaching with the Tide under C.M. Newton as an assistant from 1974-79. On the sideline as an assistant at the Capstone, Hudson helped the crimson and white compile a 129-41 record that included three straight SEC titles and an NCAA Sweet 16 appearance in 1976. Alabama was ranked in the nation's top-10 for 43 of 54 weeks during its three-year SEC title run.



The Hudsons: Wendell and his wife Belinda.



Hudson then moved on to be an assistant at North Alabama from 1979-82, with those teams combining for an overall record of 56-31. The Lions advanced to the NCAA Division II Tournament twice, making an appearance in the 1980 Final Four.


Hudson's other coaching stops have included Rice (1982-83), Mississippi (1983-85) and Baylor (1985-86) before he turned his career to athletic administration at McLennan Community College in Waco, Texas, in 1986.

While at McLennan, Hudson served four years as an assistant athletic director before being named athletic director, a position he held for six years. He also served as the women's basketball coach from 1986-1997. In 2000, Hudson took over the head coaching duties for the men's squad. In the 12 seasons at McLennan, Hudson compiled a 239-127 overall record, including 219-117 as the head women's coach for 11 seasons.

In 2000, Hudson was awarded the Paul W. Bryant Alumni-Athlete Award, given annually to former athletes who have distinguished themselves in the areas of character, contributions to society, professional achievement or service to fellow man since leaving the Capstone.

Hudson, a member of the Alabama Sports Hall of Fame, graduated from Alabama in 1973 with a bachelor of science degree. The Birmingham native was a second-round draft pick by the NBA's Chicago Bulls. Hudson also spent time playing for the American Basketball Association's Memphis Tams.

He is married to the former Belinda Urvie and has five children: Traci, Tasha, Michelle, David and Hawvy.



## **CAREER TIMELINE**

### **2009-PRESENT**

Alabama - Head Coach

### **2000-01**

McLennan C.C. - Head Men's Basketball Coach

### **1986-97**

McLennan C.C. - Head Women's Basketball Coach

### **1985-86**

Baylor - Assistant Men's Basketball Coach

### **1983-85**

Mississippi - Assistant Men's Basketball Coach

### **1982-83**

Rice - Assistant Men's Basketball Coach

### **1979-92**

North Alabama - Assistant Men's Basketball Coach

### **1974-79**

Alabama - Assistant Men's Basketball Coach



Assistant Coach

First Season

## Clarisse GARCIA

Villanova, 2007

Clarisse Garcia, whose five years of coaching experience includes two as a head coach, joins the Crimson Tide women's basketball staff for her first season as assistant coach. Garcia will be primarily responsible for recruiting in addition to coaching, player development, elite camp and scouting.

For the past two seasons, Garcia has served as the head coach at Palm Beach Atlantic University, an NCAA Division II institution in West Palm Beach, Fla. In May of 2010, she took over a team that had six wins the previous year and increased that total immediately. The Sailfish closed out the 2010-11 campaign on a five-game winning streak en route to capturing the Independent Invitational Classic Tournament Championship in Washington, D.C.

The fall of 2012 saw Palm Beach Atlantic get off to the best start in program history, winning four of its first six contests. Under Garcia's watch, Sailfish student-athletes set several program bests including the all-time three-point scoring leader and single-season three-point scoring leader, the all-time leading rebounder, and the all-time blocking leader. She also had two student-athletes named to the Independent Collegiate Athletic Association (ICAA) second team and another two named to the All-ICAA third team.

In addition to their success on the court, Garcia's teams excelled in the classroom as she oversaw an increase in the team's overall GPA from below a 3.0 to 3.2. Throughout her tenure, she had two student-athletes with 4.0 GPAs, attaining President's List status, two qualifying for the Provost's List (3.5-3.9) and six on the Athletics Director's List (3.0-3.4).

Prior to Palm Beach Atlantic, Garcia spent one season as the top assistant and recruiting coordinator at Stetson University. During her time in Deland, Fla., she recruited and signed a nationally-ranked student-athlete and helped coach the team to an appearance in the Atlantic Sun Conference Tournament.

Garcia began her coaching career as a graduate assistant at Seton Hill University in Greensburg, Pa. In her two seasons with the Griffins, she assisted in the mentoring and development of student-athletes, which could be seen both on and off the court. In her final season at Seton Hill, Garcia helped coach the team to a fourth-place finish in the West Virginia Intercollegiate Athletic Association (WVIAC) Conference tournament, in addition to helping the Griffins rank third nationally for team GPA in NCAA Division II. In 2009, Garcia was named the Women's Basketball Coaches Association/Women's Sports Foundation graduate assistant of the year.

Garcia was an accomplished player at Villanova University. During her four-year career (2003-07) with the Wildcats women's basketball team, she was a three-time BIG EAST All-Academic team member as well as a three-time member of the Villanova dean's list. She served as team captain her senior season and helped the Wildcats advance to the NCAA Tournament in 2004, as well as the Women's National Invitation Tournament in 2005 and 2006.

Garcia also has been involved in several camps and clinics including the Prohoops Camp at the Final Four, Leadership Through Basketball Camps in Morocco, University of Pittsburgh Summer Camps, Harry Perretta Basketball Clinics, Nike Basketball Camps and the Philadelphia Big 5 Clinics.





Assistant Coach

First Season

**Donnie  
QUINN**

New Orleans, 1979

Donnie Quinn, who won three state championships as a high school coach and compiled 476 overall wins, enters his first season as an assistant coach at The University of Alabama. In addition to coaching and player development, Quinn will be responsible for the team's academics, individual workouts, player communication and scheduling, in addition to assisting with scouting and recruiting.

Prior to arriving at the Capstone, Quinn spent five seasons as the head girls' basketball coach at Hoover High School in Hoover, Ala. His successful run with the Lady Buccaneers, included advancing to four straight 6A state championships games and winning the crown in 2010 and 2012. After only one season with the program, Quinn was named the Birmingham Tip Off Club Coach of the Year. Throughout his tenure, he had numerous players earn NCAA Division I scholarship offers. Quinn's Lady Buc teams won 30 or more games in each of his five seasons and ranked 11th or higher in ESPN's final national rankings during two of those seasons.

Quinn served as the head girls basketball coach at West Monroe (La.) High School from 2000-07. In his fourth season at the helm, the Rebels compiled a 39-1 record en route to capturing the 5A state championship. In 2005 and 2006, Quinn's teams placed nationally in the *USA Today* poll, coming in at No. 6 and No. 20, respectively. West Monroe won district championships in four of his seven seasons and finished as the runner-up in two of the other three years.

In 1995, Quinn was hired to the staff at the University of Louisiana Monroe, where he spent five years as the assistant head women's basketball coach, recruiting coordinator and defensive coordinator. Quinn helped coach the Warhawks to what then was the biggest turnaround in NCAA history, transforming a 5-21 team to a 19-9 squad one year later. Under his tutelage, ULM went from next-to-last in the Southland Conference to tied for first in only two years. The Warhawks were responsible for ending Stephen F. Austin's 44-game conference

winning streak, posting a 90-87 overtime win during the 1997-98 season. As recruiting coordinator, Quinn brought in many top-notch student-athletes who went on to earn numerous all-conference, all-tournament and all-academic honors.

In addition to coaching women's basketball, Quinn had several stops on the boys side, leading various top programs in Louisiana. He began his coaching career in 1979 at Crescent City Baptist High School in New Orleans, where he was the assistant coach until 1982 when he became head coach for three seasons. From there, Quinn moved on to St. Martin's Episcopal High School, also in New Orleans, where he spent one year as the assistant head boys basketball coach and assistant football coach.

Quinn earlier had stints at Catholic High School in Baton Rouge (1986-88), Archbishop Shaw High School in Marrero (1988-89), Plaquemine High School (1989-91) and West Monroe High School (1992-95). While at Archbishop Shaw, he helped the Eagles claim their first state championships in boys basketball.

Quinn, a native of New Orleans, graduated from the University of New Orleans in 1979 with a degree in physical education. He and his wife Lori have two children: Lacey, who is a sophomore at Alabama, and Clayton.



The Quinn Family: Donnie and his wife Lori, with children Clayton and Lacey.





Assistant Coach

First Season

**Tim  
MILLER**

Alabama, 1994

Tim Miller, winner of four high school state championships as a head coach, joined the Crimson Tide coaching staff as an assistant on June 6, 2012. In addition to coaching and player development, Miller will handle walk-ons, team mailings, individual workouts, player communication and will assist with scouting and recruiting.

Miller, who has 16 years of head coaching experience at the high school level, boasts a combined record of 371-57. His success has drawn Miller several individual accolades, including being named the National Federation Southeast Coach of the Year in 2009 and 2012 and the National Coaches Association for Women's Basketball Southern Region coach of the year in the same seasons. He is a five-time Alabama Sports Writers coach of the year (2006, 2008, 2009, 2010, 2011), a three-time *Montgomery Advertiser* coach of the year (2001, 2002, 2006) and a three-time *Huntsville Times* coach of the year (2008, 2009, 2011).

During five seasons at Bob Jones High School in Madison, Ala., Miller compiled 168 victories while winning 6A state championships in 2008, 2009 and 2011. In the two seasons his team did not win the championship, they finished as runner-up. In all five years, Miller's squads eclipsed the 30-win mark, collecting a high of 36 victories during the 2012 season. More than 40 of his players went on to sign national letters of intent to play for NCAA Division I programs.

From 1998-2007, Miller coached at Jefferson Davis High School in Montgomery, Ala., serving as the assistant boys basketball coach for one season before becoming head girls basketball coach in 2000. Under his guidance, the Volunteers won a state championship in 2006, advanced to three final fours and were region champions twice.

Miller, a graduate of The University of Alabama, completed his degree in human performance in 1994. He is married to the former Kimberly Ann Brooks and has one stepson, Charles Anthony Bennett.



The Miller Family: Tim and his wife Kimberly.



Athletic Intern

First Season

**Ericka  
RUSSELL**

Alabama, 2011

Former Crimson Tide captain Ericka Russell returns to her alma mater as an athletic intern. In this role, she will be responsible for coordinating all travel; serving as the team liaison with equipment, facilities, housing, the business office, event management, marketing, athletics communications and nutrition; coordinating game scheduling and logistics for all official and unofficial visits and serving as the director of summer camps.


Russell, who lettered for the Tide from 2008-12, started in all but 11 games throughout her career and became the 23rd member of Alabama's 1,000 point club on Nov. 12, 2011. The Tuscaloosa native earned MVP honors at the 2011 Paradise Jam after averaging 17.7 points per game, including a season-high 29 against Old Dominion. She finished her career as one of the best three-point shooters in program history, ranking fourth in three-point field goals made (212) as well as three-point field goals attempted (709).

Off the court, Russell has been heavily involved in her hometown Tuscaloosa community. The aftermath of the tornado that rocked Alabama on April 27, 2011, inspired her to do even more. During that summer, Russell spent time volunteering with Habitat for Humanity, building houses for people that lost their homes in the storm. She also formed a group called Russell Relief that collected various school supplies and distributed them to local schools that were affected by the tornado.

As part of the women's basketball team, Russell participated every year in the 5th Grade Fastbreak program, which is designed to provide athletically-related educational incentives to local fifth graders. Other areas of service for Russell included an Easter Seals Walk, Kiwanis Pancake Breakfast, Project Angel Tree and Read Across America.

Russell completed her undergraduate degree in three years, earning 2011 Cum Laude honors with her 3.50 GPA in business administration. In her final year of eligibility, she went on to obtain her master's degree in sport management, finishing that final year with a 4.0 GPA.

Russell earned numerous accolades for her academic success throughout the years: SEC Academic Honor Roll (three times), Black Scholar Athlete (three times), Commerce & Business Administration Scholar Athlete and the National Society of Collegiate Scholars. Russell also was a member of the Alpha Lambda Delta and Phi Eta Sigma honor societies.



**COACHING STAFF**





Dir. of Player Development

First Season

## Capriee TUCKER

Chattanooga, 2012

Former McDonald's All-America nominee Capriee Tucker assumed the director of player development role in August and enters her first season with the Crimson Tide women's basketball team. Her duties include serving as president of the Crimson Tide Hoops Squad, the official booster club of the Alabama women's basketball team, in addition to coordinating film exchange, overseeing the 5th Grade Fastbreak program, serving as the team liaison with Athletes in Action and overseeing community service endeavors for the team.

Tucker played for Chattanooga from 2008-2012 and was a member of the regular-season champions in the Southern Conference in 2009 and 2010. The Mocs won the SoCon tournament championship in 2010, earning a spot in the NCAA tournament.

Perhaps even more impressive than Tucker's work on the court has been her work off of it. She has been heavily involved in her community, working the UTC women's basketball team and individual summer camps in 2009 and 2010. In 2009 and 2010, she also organized and ran Fitness First's Relay for Life and March of Dimes, events that help communities recognize individuals who have fought cancer, while giving people hope to fight back against the disease.

Tucker also volunteered with the Hamilton Place YMCA youth summer camps and the Siskins Children Hospital in the summer of 2011. She similarly worked at the University of Tennessee Chattanooga psychology department, where she assisted children with special needs.

During her four years at UTC, Tucker made the honor roll and the dean's list every year and was the Student Athletic Advisory Committee president and Southern Conference representative. She majored in psychology, with a minor in criminal

justice. Most recently, Tucker interned for five months at the Chattanooga Juvenile Court and Juvenile Child Support Division, where she assisted clerks, prepared court dockets, filed documents and observed court sessions.







MANAGERS AND SUPPORT STAFF



**Amy BRAGG**

Performance Nutrition



**Steven CARLTON**

Building Manager



**Beverly CHANDLER**

Ticketing



**Kent GIDLEY**

Photography



**Jim HAMNER**

Strength & Conditioning



**Brent HOLLINGSWORTH**

Publications



**Brian KOHOUT**

Marketing



**Anna LOCKLIER**

Student Manager



**Jayse McQUAIG**

Student Manager



**Jason NANCE**

Equipment Manager



**Rachel NELSON**

Student Manager



**Jessica PARÉ**

Athletics Communications



**Vickey PLANT**

Administrative Assistant



**Tyler ROBERTS**

Academics



**Harold SEXTON**

Event Technology



**Bo SMITH**

Student Manager



**Doug WALKER**

Sports Oversight



**Ashley WATERS**

Event Management



**Sara WREN**

Student Manager

SUPPORT STAFF



## 2011-12 PLAYER GAME-BY-GAME (POINTS-REBOUNDS-ASSISTS)

Opponent	1 Daniels	2 Bush	3 Robinson	5 Farmer	10 Perkins	12 Myers	15 Waters	21 Crosby	22 Lee	33 Merritt
Nicholls State	7-10-2	DNP	5-4-2	9-8-1	13-2-4	5-4-0	DNP	9-6-2	9-7-0	0-3-1
at Central Arkansas	0-4-0	DNP	13-2-1	0-6-0	10-3-1	0-1-0	DNP	11-7-0	0-4-2	2-1-2
Northwestern State	4-6-0	0-0-1	20-3-6	7-6-1	22-9-0	5-3-2	0-0-0	INJ	3-4-4	INJ
Georgia Southern	7-9-0	0-0-0	14-3-2	4-5-0	7-5-1	8-6-1	0-1-0	INJ	4-2-2	INJ
vs. Old Dominion	7-6-0	DNP	13-5-5	0-0-0	13-3-2	0-1-1	DNP	INJ	7-1-6	INJ
vs. Seton Hall	13-3-0	DNP	11-0-1	DNP	6-5-3	3-0-0	DNP	INJ	10-5-1	INJ
vs. Louisiana Tech	6-4-0	DNP	19-5-1	2-2-0	8-0-2	0-0-1	DNP	INJ	11-0-4	INJ
Southeastern Louisiana	10-3-1	DNP	13-5-3	0-0-1	8-8-1	2-3-0	DNP	INJ	2-4-6	12-3-1
Kansas	9-13-1	DNP	24-5-0	DNP	17-6-1	5-1-1	DNP	INJ	2-5-4	12-3-0
at North Texas	2-3-0	DNP	3-1-1	DNP	11-3-1	9-4-4	DNP	13-4-2	4-2-0	12-3-1
at NC State	6-3-1	DNP	11-0-1	2-2-0	3-3-2	11-4-2	DNP	INJ	5-2-2	11-1-0
at Alabama State	10-7-1	DNP	19-7-3	0-0-0	6-1-0	16-5-2	DNP	4-2-0	5-2-1	0-2-0
Presbyterian	9-7-0	DNP	11-3-3	3-0-0	10-5-1	3-5-2	DNP	2-3-0	0-1-2	0-0-2
Air Force	8-6-1	INJ	8-0-1	8-5-1	19-10-2	9-7-3	0-1-0	13-7-0	5-6-5	3-3-0
at South Carolina	4-3-1	INJ	16-0-1	0-1-0	4-2-0	4-3-2	DNP	5-4-0	DNP	0-3-2
Auburn	DNP	INJ	6-3-1	0-0-0	7-7-2	13-2-4	DNP	7-7-0	2-0-1	4-3-0
at LSU	3-7-1	INJ	4-0-0	DNP	4-12-2	INJ	0-1-0	3-1-0	9-4-0	INJ
Mississippi State	4-3-0	INJ	11-4-1	15-5-1	6-7-1	INJ	0-1-0	11-3-1	6-4-6	INJ
Mississippi	8-1-0	INJ	12-6-1	8-0-0	4-7-4	INJ	0-0-0	14-3-0	5-8-7	0-3-0
at Florida	2-5-0	INJ	2-2-1	5-2-2	7-7-2	INJ	0-1-1	14-3-0	4-4-1	3-4-2
Tennessee	6-4-1	INJ	2-1-1	6-2-0	8-7-2	3-2-1	0-0-0	15-5-0	4-5-4	7-5-1
at Kentucky	8-3-1	INJ	14-3-1	3-3-0	9-6-1	0-3-0	DNP	14-3-0	12-6-2	8-8-1
at Arkansas	0-3-0	DNP	10-1-0	6-4-0	DNP	4-1-1	0-0-0	14-6-0	4-1-2	12-8-4
Georgia	6-3-1	DNP	11-5-0	0-3-0	16-8-2	16-1-1	DNP	0-3-2	4-2-3	9-3-2
at Mississippi	3-2-1	DNP	8-5-2	DNP	8-7-0	8-4-0	DNP	6-7-1	9-4-1	10-5-1
LSU	4-7-0	DNP	8-5-0	0-3-2	10-3-2	10-3-1	DNP	6-1-1	4-3-2	4-6-1
Kentucky	9-5-2	DNP	17-6-1	9-2-1	14-4-2	7-2-3	DNP	10-1-1	2-2-4	9-7-0
South Carolina	DNP	DNP	17-2-0	2-1-0	9-6-0	3-4-1	DNP	11-10-2	7-8-3	6-5-1
at Auburn	6-9-0	0-0-0	4-1-0	4-4-0	DNP	3-3-0	0-3-0	5-0-3	3-3-3	15-6-0
at Vanderbilt	1-2-0	DNP	16-5-0	3-1-0	8-6-3	6-2-1	DNP	12-4-1	4-3-2	4-3-0
vs. South Carolina	6-5-0	DNP	11-3-0	2-1-0	5-5-0	2-3-0	DNP	10-8-0	0-3-1	2-5-0

## 2011-12 POINT PRODUCTION

Opponent	Back Court	Front Court	Starters	Reserves	Senior	Juniors	Sophomores	Freshman
Nicholls State	52	20	38	34	11	35	19	7
at Central Arkansas	29	17	23	23	4	29	13	0
Northwestern State	72	6	66	12	15	31	28	4
Georgia Southern	52	15	44	23	15	19	26	7
vs. Old Dominion	62	14	62	14	29	20	20	7
vs. Seton Hall	42	20	46	16	12	13	24	13
vs. Louisiana Tech	52	15	59	8	12	19	30	6
Southeastern Louisiana	49	20	45	24	12	30	17	10
Kansas	67	13	54	26	7	33	31	9
at North Texas	46	17	27	36	7	38	16	2
at NC State	46	11	32	25	6	18	27	6
at Alabama State	48	16	42	22	2	12	40	10
Presbyterian	35	30	41	24	11	31	14	9
Air Force	54	26	47	33	2	48	22	8
at South Carolina	33	9	38	4	9	9	20	4
Auburn	44	11	45	10	12	22	21	0
at LSU	24	16	33	7	7	17	13	3
Mississippi State	44	17	29	32	6	34	17	4
Mississippi	31	24	29	26	2	28	17	8
at Florida	21	16	32	5	--	29	6	2
Tennessee	30	26	35	21	--	41	9	6
at Kentucky	46	22	52	16	--	34	26	8
at Arkansas	36	16	42	10	--	34	18	0
Georgia	56	10	28	38	--	29	31	6
at Mississippi	43	9	41	11	--	24	25	3
LSU	36	10	32	14	--	20	22	4
Kentucky	58	19	52	25	--	42	26	9
South Carolina	44	11	50	5	--	28	27	0
at Auburn	29	11	31	9	--	24	10	6
at Vanderbilt	38	16	44	10	--	27	26	1
vs. South Carolina	20	18	28	10	--	19	13	6
<b>TOTALS</b>	<b>1339</b>	<b>501</b>	<b>1267</b>	<b>573</b>	<b>181</b>	<b>837</b>	<b>654</b>	<b>168</b>

2011-12 GAME-BY-GAME HIGHS

Opponent	Result	Points	Rebounds	Assists	Steals	Blocked Shots
Nicholls State	W, 72-51	Meghan Perkins, 13	Aneesah Daniels, 10	Meghan Perkins, 4	Meghan Perkins, 2	Four with 1
at Central Arkansas	L, 46-58	Jasmine Robinson, 13	Kyra Crosby, 7	Two with 2	Jasmine Robinson, 4	Two with 1
Northwestern State	W, 78-52	Meghan Perkins, 22	Meghan Perkins, 9	Jasmine Robinson, 6	Shafontaye Myers, 4	Two with 1
Georgia Southern	W, 67-34	Ericka Russell, 15	Aneesah Daniels, 9	Three with 2	Two with 2	Meghan Perkins, 2
vs. Old Dominion	L, 76-77	Ericka Russell, 29	Erin Hogue, 11	Khristin Lee, 6	Meghan Perkins, 6	None
vs. Seton Hall	W, 62-56 (OT)	Aneesah Daniels, 13	Erin Hogue, 10	Meghan Perkins, 3	Two with 3	None
vs. Louisiana Tech	W, 67-59	Jasmine Robinson, 19	Erin Hogue, 18	Two with 4	Ericka Russell, 4	Meghan Perkins, 1
Southeastern Louisiana	W, 69-56	Jasmine Robinson, 13	Erin Hogue, 11	Khristin Lee, 6	Two with 2	Khristin Lee, 1
Kansas	W, 80-76	Jasmine Robinson, 24	Aneesah Daniels, 13	Khristin Lee, 4	Ericka Russell, 3	Meghan Perkins, 3
at North Texas	L, 63-69	Kyra Crosby, 13	Erin Hogue, 6	Shafontaye Myers, 4	Jessica Merritt, 2	Two with 1
at NC State	L, 57-79	Three with 11	Two with 4	Three with 2	Four with 2	Meghan Perkins, 2
at Alabama State	W, 64-54	Jasmine Robinson, 19	Erin Hogue, 9	Jasmine Robinson, 3	Shafontaye Myers, 4	Kyra Crosby, 1
Presbyterian	W, 65-47	Erin Hogue, 16	Aneesah Daniels, 7	Jasmine Robinson, 3	Four with 2	Aneesah Daniels, 2
Air Force	W, 80-45	Meghan Perkins, 19	Meghan Perkins, 10	Khristin Lee, 5	Meghan Perkins, 4	Two with 2
at South Carolina	L, 42-68	Jasmine Robinson, 16	Kyra Crosby, 4	Two with 2	Two with 3	Three with 1
Auburn	L, 55-65	Shafontaye Myers, 13	Erin Hogue, 9	Shafontaye Myers, 4	Shafontaye Myers, 4	Two with 1
at LSU	L, 40-84	Erin Hogue, 10	Meghan Perkins, 12	Meghan Perkins, 2	Three with 2	Meghan Perkins, 1
Mississippi State	L, 61-66	Celiscia Farmer, 15	Meghan Perkins, 7	Khristin Lee, 6	Khristin Lee, 4	Two with 1
Mississippi	L, 55-69	Kyra Crosby, 14	Khristin Lee, 8	Khristin Lee, 7	Two with 2	Two with 2
at Florida	L, 37-61	Kyra Crosby, 14	Meghan Perkins, 7	Three with 2	Two with 2	Three with 1
Tennessee	L, 56-86	Kyra Crosby, 15	Meghan Perkins, 7	Khristin Lee, 4	Two with 1	Kyra Crosby, 3
at Kentucky	L, 68-82	Two with 14	Jessica Merritt, 8	Khristin Lee, 2	Jessica Merritt, 3	Kyra Crosby, 2
at Arkansas	L, 52-70	Kyra Crosby, 14	Jessica Merritt, 8	Jessica Merritt, 4	Three with 3	Celiscia Farmer, 3
Georgia	L, 66-81	Two with 16	Meghan Perkins, 8	Khristin Lee, 3	Shafontaye Myers, 3	Two with 2
at Mississippi	W, 52-47	Jessica Merritt, 10	Two with 7	Jasmine Robinson, 2	Jessica Merritt, 5	Two with 2
LSU	L, 46-51	Two with 10	Aneesah Daniels, 7	Three with 2	Jessica Merritt, 3	Two with 1
Kentucky	W, 77-75	Jasmine Robinson, 17	Jessica Merritt, 7	Khristin Lee, 4	Two with 3	Khristin Lee, 2
South Carolina	L, 55-69	Jasmine Robinson, 17	Kyra Crosby, 10	Khristin Lee, 3	Shafontaye Myers, 4	Two with 1
at Auburn	L, 40-81	Jessica Merritt, 15	Aneesah Daniels, 9	Two with 3	Jessica Merritt, 4	Aneesah Daniels, 1
at Vanderbilt	L, 54-67	Jasmine Robinson, 16	Meghan Perkins, 6	Meghan Perkins, 3	Jasmine Robinson, 3	Two with 1
vs. South Carolina	L, 38-57	Jasmine Robinson, 11	Kyra Crosby, 8	Khristin Lee, 1	Jessica Merritt, 2	Celiscia Farmer, 1

2011-12 MISCELLANEOUS STATS (ALABAMA/OPPONENT)

Opponent	Largest Lead	Largest Deficit	Lead Changes	Ties	Largest Run	Pts. in the Paint	Pts. off TOs	2nd Chance	Fast Break
Nicholls State	21 (2nd-:42)	3 (1st-12:55)	4	3	21-6 (2nd half)	32-24	22-11	14-13	4-10
at Central Arkansas	3 (1st-16:50)	12 (2nd-:16)	5	2	8-2 (1st half)	38-28	14-15	16-21	6-0
Northwestern State	31 (2nd-4:01)	2 (1st-20:00)	1	0	15-3 (1st half)	36-18	24-12	24-16	10-8
Georgia Southern	36 (2nd-5:34)	None	0	0	18-0 (1st half)	32-6	32-7	18-2	10-0
vs. Old Dominion	4 (2nd-15:34)	15 (1st-8:28)	14	8	19-7 (1st half)	26-38	23-15	13-6	25-15
vs. Seton Hall	10 (2nd-9:54)	5 (2nd-17:54)	7	7	14-4 (2nd half)	24-20	22-2	10-13	16-9
vs. Louisiana Tech	13 (1st-6:24)	2 (1st-19:52)	1	2	15-3 (1st half)	32-30	25-13	13-2	11-11
Southeastern Louisiana	20 (2nd-10:29)	None	0	1	11-0 (2nd half)	34-30	21-4	10-13	14-8
Kansas	13 (2nd-10:36)	2 (1st-18:24)	1	1	12-2 (1st half)	48-38	12-10	10-11	10-8
at North Texas	9 (1st-10:12)	10 (2nd-12:24)	5	8	12-3 (1st half)	32-30	18-18	8-16	10-4
at NC State	None	34 (2nd-10:49)	0	0	14-1 (2nd half)	22-46	14-28	3-18	8-14
at Alabama State	12 (2nd-7:41)	9 (1st-9:54)	3	4	24-9 (1st half)	26-20	21-13	21-10	0-0
Presbyterian	18 (2nd-0:44)	7 (1st-0:24)	9	6	18-2 (2nd half)	28-16	25-11	10-6	10-0
Air Force	39 (2nd-5:36)	2 (1st-19:36)	1	3	16-2 (2nd half)	40-6	18-8	16-7	33-22
at South Carolina	2 (1st-19:38)	26 (2nd-:13)	1	3	4-0 (2nd half)	26-40	10-18	5-18	4-6
Auburn	9 (1st-7:49)	12 (2nd-4:23)	5	6	9-2 (1st half)	24-34	19-20	19-14	10-10
at LSU	None	45 (2nd-6:50)	0	0	4-0 (1st half)	8-34	6-26	12-10	2-0
Mississippi State	11 (1st-2:05)	5 (2nd-0:18)	7	4	13-3 (1st half)	26-14	14-19	18-11	4-4
Mississippi	2 (1st-15:50)	17 (2nd-0:23)	6	2	12-4 (1st half)	18-22	17-14	7-11	6-6
at Florida	5 (1st-17:00)	28 (2nd-2:25)	4	2	5-0 (1st half)	20-32	7-22	13-20	6-9
Tennessee	None	33 (2nd-2:32)	0	0	6-0 (1st half)	26-34	2-25	6-14	4-12
at Kentucky	3 (1st-18:22)	25 (1st-3:17)	6	3	20-8 (2nd half)	44-42	15-29	8-14	6-8
at Arkansas	3 (1st-14:52)	30 (2nd-9:29)	3	0	21-7 (2nd half)	20-34	24-17	4-25	8-4
Georgia	1 (1st-5:41)	20 (2nd-2:45)	2	2	10-3 (1st half)	34-36	9-11	16-13	4-4
at Mississippi	18 (1st-3:01)	2 (1st-19:54)	3	3	11-0 (1st half)	18-28	17-13	22-14	6-10
LSU	10 (1st-6:38)	5 (2nd-:06)	1	2	13-6 (1st half)	18-16	19-9	6-9	4-0
Kentucky	23 (2nd-19:55)	1 (1st-15:29)	2	1	25-10 (1st half)	46-50	25-22	12-12	16-14
South Carolina	1 (1st-14:19)	18 (2nd-12:11)	2	1	15-6 (2nd half)	22-32	18-10	20-9	4-4
at Auburn	None	41 (2nd-:33)	0	1	9-2 (1st half)	22-32	10-37	8-13	2-4
at Vanderbilt	None	21 (2nd-5:49)	0	0	12-2 (2nd half)	14-36	15-16	6-12	8-10
vs. South Carolina	2 (1st-19:15)	23 (2nd-3:45)	1	2	7-0 (2nd half)	20-24	15-21	10-6	0-6
<b>TOTALS</b>	----	----	----	----	----	<b>856-890</b>	<b>533-596</b>	<b>378-479</b>	<b>261-220</b>



2011-12 STARTING LINEUPS

Opponent	Result	GUARD	GUARD	GUARD	GUARD/FORWARD	FORWARD
Nicholls State	W, 72-51	Christin Lee	Ericka Russell	Jasmine Robinson	Celiscia Farmer	Erin Hogue (1)
at Central Arkansas	L, 46-58	Christin Lee	Ericka Russell	Jasmine Robinson	Celiscia Farmer	Erin Hogue
Northwestern State	W, 78-52	Jasmine Robinson	Ericka Russell	Meghan Perkins	Celiscia Farmer	Erin Hogue (2)
Georgia Southern	W, 67-34	Christin Lee	Ericka Russell	Jasmine Robinson	Celiscia Farmer	Meghan Perkins (3)
vs. Old Dominion	L, 76-77	Christin Lee	Ericka Russell	Jasmine Robinson	Celiscia Farmer	Meghan Perkins
vs. Seton Hall	W, 62-56 (OT)	Christin Lee	Ericka Russell	Jasmine Robinson	Meghan Perkins	Erin Hogue (4)
vs. Louisiana Tech	W, 67-59	Christin Lee	Ericka Russell	Jasmine Robinson	Meghan Perkins	Erin Hogue
Southeastern Louisiana	W, 69-56	Christin Lee	Ericka Russell	Jasmine Robinson	Meghan Perkins	Erin Hogue
Kansas	W, 80-76	Christin Lee	Ericka Russell	Jasmine Robinson	Meghan Perkins	Erin Hogue
at North Texas	L, 63-69	Christin Lee	Ericka Russell	Jasmine Robinson	Meghan Perkins	Erin Hogue
at NC State	L, 57-79	Christin Lee	Ericka Russell	Jasmine Robinson	Meghan Perkins	Erin Hogue
at Alabama State	W, 64-54	Christin Lee	Ericka Russell	Jasmine Robinson	Meghan Perkins	Aneesah Daniels (5)
Presbyterian	W, 65-47	Christin Lee	Ericka Russell	Jasmine Robinson	Meghan Perkins	Aneesah Daniels
Air Force	W, 80-45	Christin Lee	Ericka Russell	Jasmine Robinson	Meghan Perkins	Kyra Crosby (6)
at South Carolina	L, 42-68	Shafontaye Myers	Ericka Russell	Jasmine Robinson	Meghan Perkins	Kyra Crosby (7)
Auburn	L, 55-65	Shafontaye Myers	Ericka Russell	Jasmine Robinson	Meghan Perkins	Kyra Crosby
at LSU	L, 40-84	Christin Lee	Ericka Russell	Meghan Perkins	Erin Hogue	Aneesah Daniels (8)
Mississippi State	L, 61-66	Christin Lee	Ericka Russell	Jasmine Robinson	Erin Hogue	Aneesah Daniels (9)
Mississippi	L, 55-69	Christin Lee	Ericka Russell	Jasmine Robinson	Erin Hogue	Aneesah Daniels
at Florida	L, 37-61	Christin Lee	Jasmine Robinson	Meghan Perkins	Celiscia Farmer	Kyra Crosby (10)
Tennessee	L, 56-86	Christin Lee	Jasmine Robinson	Meghan Perkins	Celiscia Farmer	Kyra Crosby
at Kentucky	L, 68-82	Christin Lee	Jasmine Robinson	Meghan Perkins	Celiscia Farmer	Kyra Crosby
at Arkansas	L, 52-70	Christin Lee	Jasmine Robinson	Jessica Merritt	Erin Hogue	Kyra Crosby (11)
Georgia	L, 66-81	Christin Lee	Jasmine Robinson	Jessica Merritt	Erin Hogue	Kyra Crosby
at Mississippi	W, 52-47	Christin Lee	Jasmine Robinson	Jessica Merritt	Meghan Perkins	Kyra Crosby (12)
LSU	L, 46-51	Christin Lee	Jasmine Robinson	Jessica Merritt	Meghan Perkins	Kyra Crosby
Kentucky	W, 77-75	Christin Lee	Jasmine Robinson	Jessica Merritt	Meghan Perkins	Kyra Crosby
South Carolina	L, 55-69	Christin Lee	Jasmine Robinson	Jessica Merritt	Meghan Perkins	Kyra Crosby
at Auburn	L, 40-81	Christin Lee	Jasmine Robinson	Jessica Merritt	Celiscia Farmer	Kyra Crosby (13)
at Vanderbilt	L, 54-67	Christin Lee	Jasmine Robinson	Jessica Merritt	Meghan Perkins	Kyra Crosby
vs. South Carolina	L, 38-57	Christin Lee	Jasmine Robinson	Jessica Merritt	Meghan Perkins	Kyra Crosby

2011-12 OVERALL GAME STATISTICS

Record: 12-19 • Home: 8-7 • Away: 2-10 • Neutral: 2-2

No.	Name	GP-GS	Min/Avg	FG-FGA	Pct	3FG-3FGA	Pct	FT-FTA	Pct	Off	Def	Tot	Avg	PF-FO	A	TO	Blk	Stl	Pts/Avg
03	Robinson, Jasmine	31-30	977/31.5	119-350	.340	26-96	.271	89-138	.645	36	59	95	3.1	64-1	40	91	3	44	353/11.4
23	Russell, Ericka	19-19	526/27.7	66-198	.333	34-117	.291	15-22	.682	8	32	40	2.1	46-0	19	29	0	26	181/9.5
10	Perkins, Meghan	29-24	781/26.9	103-242	.426	0-10	.000	66-83	.795	61	96	157	5.4	76-2	44	69	24	43	272/9.4
21	Crosby, Kyra	23-15	572/24.9	79-210	.376	0-0	.000	51-94	.543	45	53	98	4.3	54-4	16	67	19	18	209/9.1
33	Merritt, Jessica	24-9	539/22.5	54-140	.386	4-21	.190	33-47	.702	31	62	93	3.9	30-0	22	29	6	31	145/6.0
01	Daniels, Aneesah	29-5	556/19.2	63-152	.414	0-2	.000	42-78	.538	53	93	146	5.0	88-3	15	75	9	16	168/5.8
12	Myers, Shafontaye	27-2	599/22.2	56-196	.286	26-109	.239	17-26	.654	17	60	77	2.9	40-0	34	43	0	46	155/5.7
22	Lee, Christin	30-28	755/25.2	37-135	.274	0-4	.000	72-106	.679	44	61	105	3.5	95-3	81	85	10	39	146/4.9
14	Hogue, Erin	24-14	473/19.7	43-108	.398	0-1	.000	27-47	.574	61	82	143	6.0	39-0	9	30	4	14	113/4.7
05	Farmer, Celiscia	26-9	396/15.2	39-106	.368	13-37	.351	7-12	.583	15	51	66	2.5	43-0	10	26	9	7	98/3.8
02	Bush, Kristin	3-0	9/3.0	0-3	.000	0-3	.000	0-2	.000	0	0	0	0.0	1-0	1	1	0	0	0/0.0
15	Waters, Erika	10-0	42/4.2	0-3	.000	0-0	.000	0-0	.000	4	4	8	0.8	5-0	1	4	0	0	0/0.0
TEAM										102	78	180	5.8			12			
<b>Total</b>		<b>31</b>		<b>659-1843</b>	<b>.358</b>	<b>103-400</b>	<b>.258</b>	<b>419-655</b>	<b>.640</b>	<b>477</b>	<b>731</b>	<b>1208</b>	<b>39.0</b>	<b>581-13</b>	<b>292</b>	<b>561</b>	<b>84</b>	<b>284</b>	<b>1840/59.4</b>
<b>Opponents</b>		<b>31</b>		<b>736-1775</b>	<b>.415</b>	<b>143-444</b>	<b>.322</b>	<b>377-609</b>	<b>.619</b>	<b>429</b>	<b>824</b>	<b>1253</b>	<b>40.4</b>	<b>569-0</b>	<b>396</b>	<b>616</b>	<b>133</b>	<b>214</b>	<b>1992/64.3</b>

Score by Period	First	Second	OT	Total
Alabama	910	921	9	1840
Opponents	974	1015	3	1992

2011-12 REVIEW

2011-12 SOUTHEASTERN CONFERENCE GAME STATISTICS

Record: 2-14 • Home: 1-7 • Away: 1-7

No.	Name	GP-GS	Min/Avg	FG-FGA	Pct	3FG-3FGA	Pct	FT-FTA	Pct	Off	Def	Tot	Avg	PF-FO	A	TO	Blk	Stl	Pts/Avg				
03	Robinson, Jasmine	16-15	496/31.0	51-183	.279	8-51	.157	48-72	.667	19	30	49	3.1	37-0	10	45	2	24	158/9.9				
21	Crosby, Kyra	16-13	423/26.4	56-152	.368	0-0	.000	35-59	.593	29	32	61	3.8	45-4	12	49	14	12	147/9.2				
10	Perkins, Meghan	14-11	396/28.3	41-110	.373	0-6	.000	32-39	.821	34	55	89	6.4	37-1	23	39	11	17	114/8.1				
23	Russell, Ericka	5-5	151/30.2	13-51	.255	6-30	.200	4-4	1.00	1	5	6	1.2	10-0	4	14	0	8	36/7.2				
33	Merritt, Jessica	14-8	339/24.2	33-87	.379	2-16	.125	23-32	.719	20	49	69	4.9	17-0	15	22	6	20	91/6.5				
12	Myers, Shafontaye	12-2	292/24.3	29-104	.279	14-64	.219	5-8	.625	6	24	30	2.5	16-0	15	23	0	21	77/6.4				
22	Lee, Kristin	15-14	414/27.6	19-75	.253	0-4	.000	41-57	.719	28	29	57	3.8	50-1	41	54	7	25	79/5.3				
01	Daniels, Aneesah	14-3	254/18.1	25-64	.391	0-2	.000	14-28	.500	18	39	57	4.1	47-3	8	44	4	7	64/4.6				
05	Farmer, Celiscia	14-4	232/16.6	25-65	.385	10-25	.400	1-4	.250	8	23	31	2.2	22-0	6	11	5	4	61/4.4				
14	Hogue, Erin	10-5	170/17.0	10-33	.303	0-0	.000	9-16	.563	21	21	42	4.2	13-0	3	10	3	1	29/2.9				
15	Waters, Erika	7-0	31/4.4	0-3	.000	0-0	.000	0-0	.000	4	2	6	0.9	3-0	1	2	0	0	0/0.0				
02	Bush, Kristin	1-0	2/2.0	0-0	.000	0-0	.000	0-0	.000	0	0	0	0.0	0-0	0	1	0	0	0/0.0				
TEAM										54	56	110	6.9						7				
<b>Total</b>		<b>16</b>		<b>302-927</b>	<b>.326</b>	<b>40-198</b>	<b>.202</b>	<b>212-319</b>	<b>.665</b>	<b>242</b>	<b>365</b>	<b>607</b>	<b>37.9</b>	<b>297-9</b>	<b>138</b>	<b>321</b>	<b>52</b>	<b>139</b>	<b>856/53.5</b>				
<b>Opponents</b>		<b>16</b>		<b>433-963</b>	<b>.450</b>	<b>83-222</b>	<b>.374</b>	<b>173-294</b>	<b>.588</b>	<b>227</b>	<b>431</b>	<b>658</b>	<b>41.1</b>	<b>284</b>	<b>237</b>	<b>285</b>	<b>75</b>	<b>137</b>	<b>1122/70.1</b>				

Score by Period	First	Second	Total
Alabama	435	421	856
Opponents	544	578	1122

2011-12 NON-CONFERENCE GAME STATISTICS

Record: 10-5 • Home: 7-0 • Away: 1-3 • Neutral 2-2

No.	Name	GP-GS	Min/Avg	FG-FGA	Pct	3FG-3FGA	Pct	FT-FTA	Pct	Off	Def	Tot	Avg	PF-FO	A	TO	Blk	Stl	Pts/Avg				
03	Robinson, Jasmine	15-15	481/32.1	68-167	.407	18-45	.400	41-66	.621	17	29	46	3.1	27-1	30	46	1	20	195/13.0				
10	Perkins, Meghan	15-13	385/25.7	62-132	.470	0-4	.000	34-44	.773	27	41	68	4.5	39-1	21	30	13	26	158/10.5				
23	Russell, Ericka	14-14	375/26.8	53-147	.361	28-87	.322	11-18	.611	7	27	34	2.4	36-0	15	15	0	18	145/10.4				
21	Crosby, Kyra	7-2	149/21.3	23-58	.397	0-0	.000	16-35	.457	16	21	37	5.3	9-0	4	18	5	6	62/8.9				
01	Daniels, Aneesah	15-2	302/20.1	38-88	.432	0-0	.000	28-50	.560	35	54	89	5.9	41-0	7	31	5	9	104/6.9				
14	Hogue, Erin	14-9	303/21.6	33-75	.440	0-1	.000	18-31	.581	40	61	101	7.2	26-0	6	20	1	13	84/6.0				
33	Merritt, Jessica	10-1	200/20.0	21-53	.396	2-5	.400	10-15	.667	11	13	24	2.4	13-0	7	7	0	11	54/5.4				
12	Myers, Shafontaye	15-0	307/20.5	27-92	.293	12-45	.267	12-18	.667	11	36	47	3.1	24-0	19	20	0	25	78/5.2				
22	Lee, Kristin	15-14	341/22.7	18-60	.300	0-0	.000	31-49	.633	16	32	48	3.2	45-2	40	31	3	14	67/4.5				
05	Farmer, Celiscia	12-5	164/13.7	14-41	.341	3-12	.250	6-8	.750	7	28	35	2.9	21-0	4	15	4	3	37/3.1				
02	Bush, Kristin	2-0	7/3.5	0-3	.000	0-3	.000	0-2	.000	0	0	0	0.0	1-0	1	0	0	0	0/0.0				
15	Waters, Erika	3-0	11/3.7	0-0	.000	0-0	.000	0-0	.000	0	2	2	0.7	2-0	0	2	0	0	0/0.0				
TEAM										48	22	70	4.7						5				
<b>Total</b>		<b>15</b>		<b>357-916</b>	<b>.390</b>	<b>63-202</b>	<b>.312</b>	<b>207-336</b>	<b>.616</b>	<b>235</b>	<b>366</b>	<b>601</b>	<b>40.1</b>	<b>284-4</b>	<b>154</b>	<b>240</b>	<b>32</b>	<b>145</b>	<b>984/65.6</b>				
<b>Opponents</b>		<b>15</b>		<b>303-812</b>	<b>.373</b>	<b>60-222</b>	<b>.270</b>	<b>204-315</b>	<b>.648</b>	<b>202</b>	<b>393</b>	<b>595</b>	<b>39.7</b>	<b>285</b>	<b>159</b>	<b>331</b>	<b>58</b>	<b>77</b>	<b>870/58.0</b>				

Score by Period	First	Second	OT	Total
Alabama	475	500	9	984
Opponents	430	437	3	870

2011-12 HOME GAME STATISTICS

Record: 8-7

No.	Name	GP-GS	Min/Avg	FG-FGA	Pct	3FG-3FGA	Pct	FT-FTA	Pct	Off	Def	Tot	Avg	PF-FO	A	TO	Blk	Stl	Pts/Avg				
03	Robinson, Jasmine	15-15	469/31.3	66-176	.375	14-53	.264	33-56	.589	18	37	55	3.7	33-1	22	36	1	21	179/11.9				
10	Perkins, Meghan	15-11	415/27.7	63-132	.477	0-6	.000	44-55	.800	40	54	94	6.3	35-1	25	32	16	20	170/11.3				
23	Russell, Ericka	10-10	235/23.5	36-93	.387	19-59	.322	2-3	.667	3	14	17	1.7	23-0	8	14	0	11	93/9.3				
21	Crosby, Kyra	11-7	264/24.0	39-111	.351	0-0	.000	20-39	.513	26	23	49	4.5	25-1	9	32	10	5	98/8.9				
01	Daniels, Aneesah	13-3	259/19.9	35-68	.515	0-1	.000	21-38	.553	28	49	77	5.9	38-1	9	27	6	7	91/7.0				
12	Myers, Shafontaye	13-1	306/23.5	34-114	.298	17-72	.236	4-6	.667	7	36	43	3.3	17-0	20	22	0	25	89/6.8				
33	Merritt, Jessica	12-4	230/19.2	26-64	.406	0-6	.000	14-20	.700	14	30	44	3.7	15-0	9	10	2	8	66/5.5				
14	Hogue, Erin	12-7	211/17.6	24-49	.490	0-0	.000	18-23	.783	30	33	63	5.3	14-0	7	12	2	7	66/5.5				
05	Farmer, Celiscia	14-4	213/15.2	29-68	.426	9-20	.450	4-7	.571	11	29	40	2.9	22-0	8	14	4	6	71/5.1				
22	Lee, Kristin	15-13	370/24.7	15-64	.234	0-1	.000	29-41	.707	28	33	61	4.1	50-3	53	34	7	23	59/3.9				
02	Bush, Kristin	2-0	7/3.5	0-3	.000	0-3	.000	0-2	.000	0	0	0	0.0	1-0	1	0	0	0	0/0.0				
15	Waters, Erika	6-0	21/3.5	0-0	.000	0-0	.000	0-0	.000	1	2	3	0.5	3-0	0	4	0	0	0/0.0				
TEAM										40	38	78	5.2						7				
<b>Total</b>		<b>15</b>		<b>367-942</b>	<b>.390</b>	<b>59-221</b>	<b>.267</b>	<b>189-290</b>	<b>.652</b>	<b>246</b>	<b>378</b>	<b>624</b>	<b>41.6</b>	<b>276-7</b>	<b>171</b>	<b>244</b>	<b>48</b>	<b>133</b>	<b>982/65.5</b>				
<b>Opponents</b>		<b>15</b>		<b>339-843</b>	<b>.402</b>	<b>61-201</b>	<b>.303</b>	<b>184-287</b>	<b>.641</b>	<b>187</b>	<b>386</b>	<b>573</b>	<b>38.2</b>	<b>255</b>	<b>170</b>	<b>282</b>	<b>64</b>	<b>95</b>	<b>923/61.5</b>				

Score by Period	First	Second	Total
Alabama	513	469	982
Opponents	442	481	923

2011-12 AWAY GAME STATISTICS

Record: 2-10

No.	Name	GP-GS	Min/Avg	FG-FGA	Pct	3FG-3FGA	Pct	FT-FTA	Pct	Off	Def	Tot	Avg	PF-FO	A	TO	Blk	Stl	Pts/Avg
03	Robinson, Jasmine	12-11	369/30.8	36-129	.279	7-33	.212	41-63	.651	12	15	27	2.3	25-0	11	43	2	20	120/10.0
21	Crosby, Kyra	11-7	275/25.0	36-90	.400	0-0	.000	29-50	.580	16	25	41	3.7	28-3	7	32	9	12	101/9.2
33	Merritt, Jessica	11-4	279/25.4	27-67	.403	4-13	.308	19-27	.704	13	31	44	4.0	14-0	13	19	4	21	77/7.0
10	Perkins, Meghan	10-9	250/25.0	29-76	.382	0-3	.000	12-17	.706	17	33	50	5.0	30-0	12	25	7	11	70/7.0
12	Myers, Shafontaye	10-1	223/22.3	20-63	.317	8-30	.267	13-18	.722	10	20	30	3.0	14-0	12	17	0	14	61/6.1
23	Russell, Ericka	6-6	178/29.7	11-54	.204	5-30	.167	8-8	1.00	4	8	12	2.0	17-0	6	11	0	6	35/5.8
22	Lee, Khristin	11-11	269/24.5	15-50	.300	0-3	.000	29-44	.659	13	22	35	3.2	33-0	16	43	3	13	59/5.4
01	Daniels, Aneesah	12-2	224/18.7	16-53	.302	0-1	.000	13-25	.520	17	34	51	4.3	39-2	6	42	3	7	45/3.8
14	Hogue, Erin	9-5	160/17.8	11-38	.289	0-0	.000	2-11	.182	18	23	41	4.6	17-0	2	10	2	2	24/2.7
05	Farmer, Celiscia	9-4	150/16.7	9-32	.281	4-16	.250	1-2	.500	3	20	23	2.6	19-0	2	9	4	1	23/2.6
15	Waters, Erika	4-0	21/5.3	0-3	.000	0-0	.000	0-0	.000	3	2	5	1.3	2-0	1	0	0	0	0/0.0
02	Bush, Kristin	1-0	2/2.0	0-0	.000	0-0	.000	0-0	.000	0	0	0	0.0	0-0	0	1	0	0	0/0.0
TEAM										43	33	76	6.3						4
<b>Total</b>		<b>12</b>		<b>210-655</b>	<b>.321</b>	<b>28-129</b>	<b>.217</b>	<b>167-265</b>	<b>.630</b>	<b>169</b>	<b>266</b>	<b>435</b>	<b>36.2</b>	<b>238-5</b>	<b>88</b>	<b>256</b>	<b>34</b>	<b>107</b>	<b>615/51.2</b>
<b>Opponents</b>		<b>12</b>		<b>308-724</b>	<b>.425</b>	<b>67-194</b>	<b>.345</b>	<b>137-245</b>	<b>.559</b>	<b>200</b>	<b>317</b>	<b>517</b>	<b>43.1</b>	<b>234</b>	<b>174</b>	<b>238</b>	<b>54</b>	<b>103</b>	<b>820/68.3</b>

Score by Period	First	Second	Total
Alabama	279	336	615
Opponents	400	420	820

2011-12 NEUTRAL GAME STATISTICS

Record: 2-2

No.	Name	GP-GS	Min/Avg	FG-FGA	Pct	3FG-3FGA	Pct	FT-FTA	Pct	Off	Def	Tot	Avg	PF-FO	A	TO	Blk	Stl	Pts/Avg
23	Russell, Ericka	3-3	113/37.7	19-51	.373	10-28	.357	5-11	.455	1	10	11	3.7	6-0	5	4	0	9	53/17.7
03	Robinson, Jasmine	4-4	139/34.8	17-45	.378	5-10	.500	15-19	.789	6	7	13	3.3	6-0	7	12	0	3	54/13.5
21	Crosby, Kyra	1-1	33/33.0	4-9	.444	0-0	.000	2-5	.400	3	5	8	8.0	1-0	0	3	0	1	10/10.0
10	Perkins, Meghan	4-4	116/29.0	11-34	.324	0-1	.000	10-11	.909	4	9	13	3.3	11-1	7	12	1	12	32/8.0
01	Daniels, Aneesah	4-0	73/18.3	12-31	.387	0-0	.000	8-15	.533	8	10	18	4.5	11-0	0	6	0	2	32/8.0
14	Hogue, Erin	3-2	102/34.0	8-21	.381	0-1	.000	7-13	.538	13	26	39	13.0	8-0	0	8	0	5	23/7.7
22	Lee, Khristin	4-4	116/29.0	7-21	.333	0-0	.000	14-21	.667	3	6	9	2.3	12-0	12	8	0	3	28/7.0
33	Merritt, Jessica	1-1	30/30.0	1-9	.111	0-2	.000	0-0	.000	4	1	5	5.0	1-0	0	0	0	2	2/2.0
05	Farmer, Celiscia	3-1	33/11.0	1-6	.167	0-1	.000	2-3	.667	1	2	3	1.0	2-0	0	3	1	0	4/1.3
12	Myers, Shafontaye	4-0	70/17.5	2-19	.105	1-7	.143	0-2	.000	0	4	4	1.0	9-0	2	4	0	7	5/1.3
TEAM										19	7	26	6.5						1
<b>Total</b>		<b>4</b>		<b>82-246</b>	<b>.333</b>	<b>16-50</b>	<b>.320</b>	<b>63-100</b>	<b>.630</b>	<b>62</b>	<b>87</b>	<b>149</b>	<b>37.2</b>	<b>67-1</b>	<b>33</b>	<b>61</b>	<b>2</b>	<b>44</b>	<b>243/60.8</b>
<b>Opponents</b>		<b>4</b>		<b>89-208</b>	<b>.428</b>	<b>15-49</b>	<b>.306</b>	<b>56-77</b>	<b>.727</b>	<b>42</b>	<b>121</b>	<b>163</b>	<b>40.8</b>	<b>80</b>	<b>52</b>	<b>96</b>	<b>15</b>	<b>16</b>	<b>249/62.2</b>

Score by Period	First	Second	OT	Total
Alabama	118	116	9	243
Opponents	132	114	3	249

2011-12 POSTSEASON GAME STATISTICS (SEC TOURNAMENT)

Record: 0-1 • Neutral 0-1

No.	Name	GP-GS	Min/Avg	FG-FGA	Pct	3FG-3FGA	Pct	FT-FTA	Pct	Off	Def	Tot	Avg	PF-FO	A	TO	Blk	Stl	Pts/Avg
03	Robinson, Jasmine	1-1	26/26.0	4-7	.571	1-2	.500	2-2	1.00	2	1	3	3.0	2-0	0	4	0	0	11/11.0
21	Crosby, Kyra	1-1	33/33.0	4-9	.444	0-0	.000	2-5	.400	3	5	8	8.0	1-0	0	3	0	1	10/10.0
01	Daniels, Aneesah	1-0	18/18.0	3-10	.300	0-0	.000	0-0	.000	1	4	5	5.0	4-0	0	1	0	0	6/6.0
10	Perkins, Meghan	1-1	20/20.0	1-5	.200	0-0	.000	3-4	.750	1	4	5	5.0	1-0	0	6	0	0	5/5.0
33	Merritt, Jessica	1-1	30/30.0	1-9	.111	0-2	.000	0-0	.000	4	1	5	5.0	1-0	0	0	0	2	2/2.0
05	Farmer, Celiscia	1-0	16/16.0	0-2	.000	0-0	.000	2-2	1.00	0	1	1	1.0	0-0	0	3	1	0	2/2.0
12	Myers, Shafontaye	1-0	30/30.0	1-9	.111	0-4	.000	0-0	.000	0	3	3	3.0	4-0	0	1	0	1	2/2.0
22	Lee, Khristin	1-1	27/27.0	0-2	.000	0-0	.000	0-2	.000	1	2	3	3.0	4-0	1	4	0	0	0/0.0
TEAM										4	3	7	7.0						
<b>Total</b>		<b>1</b>		<b>14-53</b>	<b>.264</b>	<b>1-8</b>	<b>.125</b>	<b>9-15</b>	<b>.600</b>	<b>16</b>	<b>24</b>	<b>40</b>	<b>40.0</b>	<b>17-0</b>	<b>1</b>	<b>22</b>	<b>1</b>	<b>4</b>	<b>38/38.0</b>
<b>Opponents</b>		<b>1</b>		<b>18-55</b>	<b>.327</b>	<b>3-12</b>	<b>.250</b>	<b>18-24</b>	<b>.750</b>	<b>15</b>	<b>27</b>	<b>42</b>	<b>42.0</b>	<b>14</b>	<b>9</b>	<b>16</b>	<b>7</b>	<b>5</b>	<b>57/57.0</b>

Score by Period	First	Second	Total
Alabama	14	24	38
Opponents	32	25	57



2011-12 GAME-BY-GAME TEAM STATISTICS

Opponent	Date	Score	W/L	FG-FGA	Pct	3FG-FGA	Pct	FT-FTA	Pct	Off	Def	Tot	Avg	PF	A	TO	Blk	Stl	Pts/Avg
Alabama	Nov. 12	72-51	W	26-66	.394	4-15	.267	16-29	.552	19	33	52	52.0	15	13	16	4	7	72/72.0
Nicholls State				17-59	.288	4-18	.222	13-21	.619	13	26	39	39.0	22	9	19	3	6	51/51.0
Alabama	Nov. 15	46-58	L	21-55	.382	1-11	.091	3-9	.333	12	26	38	45.0	25	6	24	2	10	46/59.0
at Central Arkansas				17-59	.288	2-23	.087	22-34	.647	23	25	48	43.5	13	5	19	1	7	58/54.5
Alabama	Nov. 18	78-52	W	30-71	.423	6-15	.400	12-21	.571	22	26	48	46.0	20	18	19	2	15	78/65.3
Northwestern State				19-56	.339	3-17	.176	11-16	.688	14	26	40	42.3	17	10	29	8	7	52/53.7
Alabama	Nov. 21	67-34	W	27-64	.422	5-25	.200	8-11	.727	17	27	44	45.5	21	9	14	3	5	67/65.8
Georgia Southern				8-40	.200	4-13	.308	14-19	.737	10	21	31	39.5	13	1	25	4	3	34/48.8
Alabama	Nov. 24	76-77	L	25-70	.357	7-19	.368	19-26	.731	16	19	35	43.4	23	14	15	0	16	76/67.8
vs. Old Dominion				27-47	.574	3-7	.429	20-26	.769	5	32	37	39.0	20	22	28	5	6	77/54.4
Alabama	Nov. 25	62-56	W <sup>OT</sup>	19-61	.311	4-12	.333	20-34	.588	14	19	33	41.7	14	6	12	0	10	62/66.8
vs. Seton Hall				20-52	.385	4-13	.308	12-13	.923	13	33	46	40.2	25	8	29	2	1	56/54.7
Alabama	Nov. 26	67-59	W	24-62	.387	4-11	.364	15-25	.600	16	25	41	41.6	13	12	12	1	14	67/66.9
vs. Louisiana Tech				24-54	.444	5-17	.294	6-14	.429	9	29	38	39.9	21	13	23	1	4	59/55.3
Alabama	Dec. 2	69-56	W	24-62	.387	7-16	.438	14-23	.609	16	24	40	41.4	18	13	10	1	9	69/67.1
Southeastern Louisiana				22-57	.386	2-20	.100	10-15	.667	13	26	39	39.8	18	10	17	1	1	56/55.4
Alabama	Dec. 4	80-76	W	32-70	.457	4-10	.400	12-16	.750	15	27	42	41.4	16	8	11	3	5	80/68.6
Kansas				31-63	.492	6-13	.462	8-17	.471	11	24	35	39.2	14	18	16	6	3	76/57.7
Alabama	Dec. 7	63-69	L	24-59	.407	4-11	.364	11-26	.423	15	16	31	40.4	25	12	16	2	6	63/68.0
at North Texas				20-49	.408	4-11	.364	25-33	.758	17	28	45	39.8	23	5	26	3	4	69/58.8
Alabama	Dec. 11	57-79	L	21-48	.438	4-11	.364	11-22	.500	4	22	26	39.1	20	9	22	3	11	57/67.0
at N.C. State				31-67	.463	7-18	.389	10-25	.400	22	30	52	40.9	23	18	21	1	15	79/60.6
Alabama	Dec. 17	64-54	W	17-50	.340	3-10	.300	27-39	.692	20	26	46	39.7	24	8	19	1	9	64/66.8
at Alabama State				19-55	.345	5-14	.357	11-24	.458	14	19	33	40.2	29	14	20	7	3	54/60.1
Alabama	Dec. 19	65-47	W	23-51	.451	6-12	.500	13-15	.867	12	18	30	38.9	21	12	14	4	12	65/66.6
Presbyterian				13-37	.351	3-11	.273	18-24	.750	9	18	27	39.2	14	8	20	5	6	47/59.1
Alabama	Dec. 30	80-45	W	30-74	.405	3-16	.188	17-25	.680	21	34	55	40.1	12	13	14	5	12	80/67.6
Air Force				17-62	.274	5-15	.333	6-10	.600	14	29	43	39.5	19	9	23	4	6	45/58.1
Alabama	Jan. 1	42-68	L	18-48	.375	1-10	.100	5-6	.833	5	17	22	38.9	19	7	20	3	9	42/65.9
at South Carolina				27-58	.466	6-18	.333	8-17	.471	16	22	38	39.4	10	12	15	4	6	68/58.7
Alabama	Jan. 5	55-65	L	21-66	.318	5-15	.333	8-16	.500	20	24	44	39.2	18	9	18	2	10	55/65.2
Auburn				24-57	.421	2-12	.167	15-24	.625	15	29	44	39.7	13	9	18	8	6	65/59.1
Alabama	Jan. 8	40-84	L	10-66	.152	1-12	.083	19-25	.760	25	18	43	39.4	23	4	20	1	8	40/63.7
at LSU				32-53	.604	8-15	.533	12-24	.500	11	33	44	39.9	23	22	20	10	10	84/60.6
Alabama	Jan. 12	61-66	L	22-56	.393	5-15	.333	12-15	.800	15	22	37	39.3	16	11	20	2	11	61/63.6
Mississippi State				23-54	.426	9-26	.346	11-17	.647	12	22	34	39.6	14	14	18	4	7	66/60.9
Alabama	Jan. 15	55-69	L	20-55	.364	3-14	.214	12-20	.600	14	21	35	39.1	14	14	17	6	7	55/63.1
Mississippi				28-59	.475	7-10	.700	6-9	.667	12	27	39	39.6	18	14	16	3	7	69/61.3
Alabama	Jan. 19	37-61	L	16-65	.246	2-14	.143	3-4	.750	17	22	39	39.0	15	9	18	3	5	37/61.8
at Florida				25-63	.397	4-12	.333	7-11	.636	19	32	51	40.2	11	19	17	9	10	61/61.3
Alabama	Jan. 26	56-86	L	22-55	.400	1-14	.071	11-22	.500	10	30	40	39.1	21	10	22	4	2	56/61.5
No. 7 Tennessee				32-71	.451	4-19	.211	18-25	.720	12	28	40	40.1	16	22	8	3	11	86/62.5
Alabama	Jan. 29	68-82	L	24-64	.375	2-8	.250	18-32	.563	17	30	47	39.5	22	6	25	2	7	68/61.8
at No. 7 Kentucky				32-70	.457	8-22	.364	10-21	.476	13	28	41	40.2	26	11	17	5	7	82/63.4
Alabama	Feb. 2	52-70	L	13-48	.271	3-12	.250	23-36	.639	9	23	32	39.1	18	8	20	7	13	52/61.4
at Arkansas				29-71	.408	8-19	.421	4-13	.308	23	30	53	40.7	24	18	25	5	12	70/63.7
Alabama	Feb. 5	66-81	L	26-69	.377	5-21	.238	9-13	.692	16	25	41	39.2	19	11	15	5	9	66/61.6
No. 20 Georgia				32-67	.478	3-8	.375	14-24	.583	16	30	46	41.0	17	15	12	1	8	81/64.4
Alabama	Feb. 9	52-47	W	16-60	.267	2-9	.222	18-25	.720	25	23	48	39.6	9	6	22	7	16	52/61.2
at Mississippi				21-59	.356	2-7	.286	3-7	.429	17	23	40	40.9	16	12	27	4	9	47/63.7
Alabama	Feb. 12	46-51	L	16-60	.267	2-17	.118	12-18	.667	14	23	37	39.5	26	9	10	2	5	46/60.6
LSU				15-45	.333	0-2	.000	21-33	.636	14	32	46	41.1	18	4	18	4	5	51/63.2
Alabama	Feb. 16	77-75	W	29-54	.537	1-5	.200	18-25	.720	13	25	38	39.4	21	14	30	3	11	77/61.2
No. 7 Kentucky				33-71	.465	4-8	.500	5-10	.500	16	17	33	40.8	24	16	22	5	12	75/63.6
Alabama	Feb. 19	55-69	L	19-69	.275	2-11	.182	15-21	.714	22	19	41	39.5	18	7	14	2	13	55/61.0
South Carolina				25-45	.556	5-9	.556	14-23	.609	6	31	37	40.7	18	11	21	5	7	69/63.8
Alabama	Feb. 23	40-81	L	14-44	.318	2-8	.250	10-12	.833	11	23	34	39.3	22	6	29	1	5	40/60.3
at Auburn				30-61	.492	10-18	.556	11-21	.524	12	20	32	40.4	14	25	11	4	16	81/64.4
Alabama	Feb. 26	54-67	L	16-48	.333	3-13	.231	19-29	.655	9	20	29	38.9	16	7	21	2	8	54/60.1
at Vanderbilt				25-59	.424	3-17	.176	14-15	.933	13	27	40	40.4	22	13	20	1	4	67/64.5
Alabama	March 1	38-57	L	14-53	.264	1-8	.125	9-15	.600	16	24	40	39.0	17	1	22	1	4	38/59.4
vs. South Carolina				18-55	.327	3-12	.250	18-24	.750	15	27	42	40.4	14	9	16	7	5	57/64.3

GAME 1



Official Basketball Box Score - Game Totals - Final Statistics  
Nicholls State vs Alabama  
11/12/11 2 p.m. at Tuscaloosa, Ala. (Foster Auditorium)



Nicholls State 51 • 0-1

#	Player	Total			3-Ptr			Rebounds			PF	TP	A	TO	Blk	Stl	Min
		FG	FGA	FT	FTA	FG	FGA	FT	FTA	Off							
01	Leslie, Sumar	* 4	9	1	2	3	4	3	4	7	3	12	5	4	1	33	
10	Babin, KK	* 1	7	0	5	3	4	0	2	2	0	5	2	5	0	40	
13	Martin, Holly	* 1	5	0	1	2	4	0	2	2	3	4	0	1	0	21	
32	McCarthy, LiAnn	* 2	11	0	1	3	4	1	4	5	3	7	1	1	0	21	
34	Allen, Alisha	* 5	15	0	2	2	3	2	4	6	4	12	0	2	2	25	
02	Lee, Stacy	* 0	0	0	0	0	0	0	0	0	0	0	1	0	0	3	
04	Hoskins, Jasmine	1	3	1	1	0	0	1	1	2	2	3	0	0	0	8	
12	Nash, Jenny	2	6	2	6	0	0	1	4	5	3	6	1	1	0	26	
21	Ellis, Syleida	1	2	0	0	2	3	0	3	0	3	2	0	3	0	9	
31	Luton, Erin	0	0	0	0	0	0	0	0	0	0	0	0	0	0	1	
55	Gullory, JonMarie	0	1	0	0	0	0	3	3	2	0	0	1	0	0	13	
Team								2	2	4							
Totals		17	59	4	18	13	21	13	26	39	22	51	9	19	3	200	

FG % 1st Half: 10-30 33.3% 2nd half: 7-29 24.1% Game: 17-59 28.8%  
3FG % 1st Half: 3-9 33.3% 2nd half: 1-9 11.1% Game: 4-18 22.2%  
FT % 1st Half: 2-7 28.6% 2nd half: 11-14 78.6% Game: 13-21 61.9%

Deadball Rebounds 4

Alabama 72 • 1-0

#	Player	Total			3-Ptr			Rebounds			PF	TP	A	TO	Blk	Stl	Min
		FG	FGA	FT	FTA	FG	FGA	FT	FTA	Off							
03	Robinson, Jasmine	* 1	7	0	2	3	3	0	4	4	0	5	2	2	0	29	
05	Farmer, Celiscia	* 4	6	1	1	0	2	6	8	4	9	1	2	1	1	18	
14	Hogue, Erin	* 2	3	0	0	3	1	4	4	0	4	0	0	0	0	11	
22	Lee, Khristin	* 2	7	0	0	5	7	4	3	7	3	9	0	0	1	36	
23	Russell, Ericka	* 4	13	3	9	0	0	2	2	3	11	1	2	0	1	23	
01	Daniels, Anecseh	3	4	0	0	1	2	3	7	10	2	7	2	3	1	16	
10	Perkins, Meghan	5	11	0	1	3	4	1	2	1	13	4	1	1	2	21	
12	Myers, Shafontaye	2	5	0	2	1	2	0	4	1	5	0	3	0	1	15	
21	Crosby, Kyra	3	9	0	0	3	11	4	2	6	0	9	2	2	0	22	
33	Merritt, Jessica	0	1	0	0	0	1	2	3	1	0	1	1	0	0	9	
Team								1	1	2							
Totals		26	66	4	15	16	29	19	33	52	15	72	13	16	4	200	

FG % 1st Half: 10-30 33.3% 2nd half: 16-36 44.4% Game: 26-66 39.4%  
3FG % 1st Half: 1-5 20.0% 2nd half: 1-9 11.1% Game: 4-18 22.2%  
FT % 1st Half: 8-18 44.4% 2nd half: 8-11 72.7% Game: 16-29 55.2%

Deadball Rebounds 8

Officials: Kelly Johnson, Nanette Siak, Kyle Galloway  
Technical fouls: Nicholls State-Luton, Erin. Alabama-None.  
Attendance: 1020

Score by periods	1st	2nd	Total
Nicholls State	25	26	51
Alabama	29	43	72

GAME 3



Official Basketball Box Score - Game Totals - Final Statistics  
Alabama vs Central Arkansas  
11/15/11 7:00 at Conway, Ark. (Farris Center)



Alabama 46 • 1-1

#	Player	Total			3-Ptr			Rebounds			PF	TP	A	TO	Blk	Stl	Min
		FG	FGA	FT	FTA	FG	FGA	FT	FTA	Off							
03	Robinson, Jasmine	g 5	12	1	2	2	4	1	1	2	1	13	1	6	0	4	36
05	Farmer, Celiscia	g 0	2	0	2	0	0	6	6	2	0	0	0	0	0	16	
14	Hogue, Erin	g 3	4	0	0	0	0	2	1	3	2	6	0	3	0	14	
22	Lee, Khristin	g 0	0	0	0	0	0	1	3	4	3	0	2	3	0	11	
23	Russell, Ericka	g 2	6	0	4	0	0	1	2	3	4	4	0	0	0	24	
01	Daniels, Anecseh	g 0	2	0	0	0	0	2	2	4	3	0	3	0	0	11	
10	Perkins, Meghan	5	11	0	2	0	0	0	3	3	4	10	1	2	1	0	28
12	Myers, Shafontaye	0	3	0	1	0	0	0	1	1	1	0	0	1	0	9	
21	Crosby, Kyra	5	9	0	0	1	5	2	5	7	4	11	0	5	1	3	30
33	Merritt, Jessica	1	6	0	0	0	0	1	0	1	1	2	2	1	0	1	21
Team								2	2	4							
Totals		21	55	1	11	3	9	12	26	38	25	46	6	24	2	10	200

FG % 1st Half: 9-31 29.0% 2nd half: 12-24 50.0% Game: 21-55 38.2%  
3FG % 1st Half: 0-5 0.0% 2nd half: 1-6 16.7% Game: 1-11 9.1%  
FT % 1st Half: 2-4 50.0% 2nd half: 1-5 20.0% Game: 3-9 33.3%

Deadball Rebounds 3

Central Arkansas 58 • 2-0

#	Player	Total			3-Ptr			Rebounds			PF	TP	A	TO	Blk	Stl	Min
		FG	FGA	FT	FTA	FG	FGA	FT	FTA	Off							
11	Herbert, Megan	f 6	14	0	2	5	9	9	18	3	17	0	2	0	0	26	
30	Rogers, Desiree'	f 1	9	0	2	2	5	3	8	1	4	0	1	0	1	26	
02	Rice, Micah	g 1	9	1	7	2	2	1	0	1	2	5	0	3	0	1	34
23	Guiden, Nakcia	g 3	7	0	1	8	2	2	4	1	14	1	5	1	3	36	
15	Rogers, Destinee	g 1	5	0	3	2	1	3	4	1	4	2	3	0	1	40	
04	Taylor, Westin	0	2	0	0	0	0	0	0	0	1	0	0	0	0	4	
12	Gowans, Britney	1	2	1	2	0	0	0	0	1	3	0	2	0	0	10	
50	Duever, Courtney	4	11	0	4	3	6	6	9	3	11	2	3	0	1	24	
Team								2	2	4							
Totals		17	59	2	23	22	34	23	25	48	13	58	5	19	1	7	200

FG % 1st Half: 6-29 20.7% 2nd half: 11-30 36.7% Game: 17-59 28.8%  
3FG % 1st Half: 1-4 7.1% 2nd half: 1-9 11.1% Game: 2-23 8.7%  
FT % 1st Half: 11-16 68.8% 2nd half: 11-18 61.1% Game: 22-34 64.7%

Deadball Rebounds 5

Officials: Jeff Caudle, Rick Morris, Betsy Booker-Parks  
Technical fouls: Alabama-None. Central Arkansas-None.  
Attendance: 3320

Score by periods	1st	2nd	Total
Alabama	20	26	46
Central Arkansas	24	34	58

GAME 2



Official Basketball Box Score - Game Totals - Final Statistics  
Northwestern State vs Alabama  
11/18/11 6:30 p.m. at Tuscaloosa, Ala. (Foster Auditorium)



Northwestern State 52 • 1-2

#	Player	Total			3-Ptr			Rebounds			PF	TP	A	TO	Blk	Stl	Min
		FG	FGA	FT	FTA	FG	FGA	FT	FTA	Off							
03	Drake, Ronikka	* 1	7	0	4	2	2	0	1	1	3	4	4	7	0	1	30
14	Graf, Meredith	* 4	7	2	5	2	4	2	6	8	2	12	3	4	1	1	26
23	James, Jordi	* 4	12	1	4	4	1	4	5	3	13	1	6	0	0	31	
24	Bradley, Jasmine	* 4	12	0	1	2	4	4	8	4	9	0	3	3	4	33	
31	Armstead, Trudy	* 5	9	0	0	1	2	3	5	3	10	0	2	1	0	25	
02	Williams, Tiandra	0	1	0	0	0	1	1	1	0	0	0	3	0	0	7	
05	Triplett, Tashana	0	5	0	2	0	0	1	1	2	0	0	0	2	0	15	
15	Ford, Ebony	0	1	0	0	0	0	1	1	0	0	0	1	0	0	5	
20	Ausmer, Arianne	0	1	0	1	2	3	1	2	3	1	2	2	1	1	10	
21	Upchurch, Jasmine	1	1	0	0	0	1	3	4	0	2	0	0	2	1	16	
Team								2	0	2							
Totals		19	56	3	17	11	16	14	26	40	17	52	10	29	8	7	200

FG % 1st Half: 9-27 33.3% 2nd half: 10-29 34.5% Game: 19-56 33.9%  
3FG % 1st Half: 3-8 37.5% 2nd half: 1-9 11.1% Game: 4-17 23.5%  
FT % 1st Half: 3-5 60.0% 2nd half: 8-11 72.7% Game: 11-16 68.8%

Deadball Rebounds 2

Alabama 78 • 2-1

#	Player	Total			3-Ptr			Rebounds			PF	TP	A	TO	Blk	Stl	Min
		FG	FGA	FT	FTA	FG	FGA	FT	FTA	Off							
03	Robinson, Jasmine	* 8	16	3	6	1	2	3	1	20	6	1	0	3	31		
05	Farmer, Celiscia	* 3	11	1	3	0	1	0	6	6	3	7	1	3	1	26	
10	Perkins, Meghan	* 8	16	0	6	7	2	9	2	0	22	0	3	1	1	27	
14	Hogue, Erin	* 1	5	0	0	3	5	8	0	2	2	3	0	2	0	20	
23	Russell, Ericka	* 6	11	1	4	2	1	2	4	15	2	0	0	0	1	17	
01	Daniels, Anecseh	2	4	0	0	3	1	5	6	1	4	0	0	0	2	21	
02	Bush, Kristin	0	1	0	1	0	0	0	1	0	1	0	0	0	0	3	
12	Myers, Shafontaye	1	3	1	2	2	1	2	3	2	5	2	3	0	4	29	
15	Waters, Erika	0	0	0	0	0	0	0	1	0	0	1	0	0	0	3	
22	Lee, Khristin	1	4	0	0	1	2	2	4	5	3	4	3	0	1	23	
Team								6	1	7							
Totals		30	71	6	15	12	21	22	26	48	20	78	18	19	2	15	200

FG % 1st Half: 17-37 45.9% 2nd half: 13-34 38.2% Game: 30-71 42.3%  
3FG % 1st Half: 3-9 33.3% 2nd half: 3-6 50.0% Game: 6-15 40.0%  
FT % 1st Half: 5-11 45.5% 2nd half: 7-10 70.0% Game: 12-21 57.1%

Deadball Rebounds 2

GAME 5



Official Basketball Box Score - Game Totals - Final Statistics  
Alabama vs Old Dominion  
11/24/11 2:00 p.m.AST at St. Thomas, U.S. Virgin Islands



Alabama 76 • 3-2

#	Player	g	Total			3-Ptr			Rebounds			PF	TP	A	TO	Blk	Stl	Min																							
			FG-FGA	FG-FGA	FT-FTA	FG-FGA	FG-FGA	FT-FTA	Off	Def	Tot																														
03	Robinson, Jasmine	g	4-15	1-2	4-6	2	3	5	3	13	5	2	0	1	37																										
05	Farmer, Celsicia	g	0-1	0-1	0-0	0	0	0	1	0	0	0	0	8																											
10	Perkins, Meghan	g	5-11	0-1	3-3	0	3	3	5	13	2	3	0	6	31																										
22	Lee, Khristin	g	0-4	0-0	7-8	0	1	1	4	7	6	1	0	1	21																										
23	Russell, Ericka	g	11-18	6-12	1-2	0	0	0	2	29	0	1	0	3	34																										
01	Daniels, Anesah	g	2-6	0-0	3-5	2	4	6	2	7	0	2	0	0	20																										
12	Myers, Shafontaye	g	0-8	0-2	0-0	0	1	1	3	0	1	3	0	3	21																										
14	Hogue, Erin	g	3-7	0-1	1-2	6	5	11	3	7	0	3	0	2	28																										
Team			25-70			7-19			19-26			16			19			35			23			76			14			15			0			16			28		

FG % 1st Half: 14-34 41.2% 2nd half: 11-36 30.6% Game: 25-70 35.7%  
3FG % 1st Half: 5-12 41.7% 2nd half: 2-7 28.6% Game: 7-19 36.8%  
FT % 1st Half: 11-13 84.6% 2nd half: 8-13 61.5% Game: 19-26 73.1%

Old Dominion 77 • 1-4

#	Player	g	Total			3-Ptr			Rebounds			PF	TP	A	TO	Blk	Stl	Min																							
			FG-FGA	FG-FGA	FT-FTA	FG-FGA	FG-FGA	FT-FTA	Off	Def	Tot																														
53	RICHARDS, Shaveka	f	3-5	0-0	2-2	1	3	4	4	8	0	2	3	0	28																										
44	LEWIS, Tia	c	12-16	0-0	3-6	2	4	6	2	27	2	2	1	0	32																										
04	ALLISON, Rebecca	g	2-6	0-1	1-2	0	5	5	1	5	4	6	0	1	32																										
11	BETZ-WHITE, Ashley	g	4-7	2-3	10-12	0	3	3	3	20	4	5	0	0	29																										
4	COOK, Jackie	g	1-3	1-2	2-2	0	7	7	4	5	5	5	0	0	24																										
03	BUCHAN, Mairi	g	3-3	0-0	0-0	0	2	2	2	6	3	2	1	1	20																										
12	HALL, Mycisha	g	0-0	0-0	0-0	0	1	1	0	0	2	0	0	6																											
23	GUILFORD, JoNiquia	g	2-6	0-0	2-2	1	3	4	1	6	4	4	0	3	21																										
32	MINOR, Tiffany	g	0-1	0-1	0-0	0	1	1	2	0	0	0	0	1	7																										
50	TIYE JACKSON, Queen	g	0-0	0-0	0-0	0	0	0	0	0	0	0	0	0	1																										
Team			27-47			3-7			20-26			5			32			37			20			77			22			28			5			6			28		

FG % 1st Half: 15-22 68.2% 2nd half: 12-25 48.0% Game: 27-47 57.4%  
3FG % 1st Half: 3-6 50.0% 2nd half: 0-1 0.0% Game: 3-7 42.9%  
FT % 1st Half: 13-13 100.0% 2nd half: 7-13 53.8% Game: 20-26 76.9%

Officials: Barb Smith, Fatou Cissoki, Bonita Spence  
Technical fouls: Alabama-None. Old Dominion-None.  
Attendance: 247  
2011 U.S. Virgin Islands Paradise Jam Women's Basketball Tournament.  
ISLAND DIVISION  
PRESENTED BY BASKETBALL TRAVELERS

Score by periods	1st	2nd	Total
Alabama	44	32	76
Old Dominion	46	31	77

GAME 6



Official Basketball Box Score - Game Totals - Final Statistics  
SETON HALL vs Alabama  
11/25/11 2:00 p.m.AST at St. Thomas, U.S. Virgin Islands



SETON HALL 56 • 4-2

#	Player	g	Total			3-Ptr			Rebounds			PF	TP	A	TO	Blk	Stl	Min																							
			FG-FGA	FG-FGA	FT-FTA	FG-FGA	FG-FGA	FT-FTA	Off	Def	Tot																														
13	MASEKO, Alexandra	f	2-3	0-0	1-2	1	8	9	3	5	0	7	0	0	37																										
34	HENRY, Nicosia	f	2-5	0-1	2-2	1	2	3	1	6	1	3	0	0	26																										
33	ASHMEADE, Tajay	c	1-3	0-0	0-0	3	9	12	5	2	0	4	1	0	37																										
02	MORRIS, Brittany	g	5-10	2-4	0-0	2	2	4	5	12	2	3	0	1	27																										
23	CREW, Jasmine	g	6-21	0-3	5-5	0	3	3	3	17	3	5	0	0	45																										
03	EKEDIGWE, Chizoba	g	0-1	0-0	0-0	3	3	6	3	0	1	1	0	0	11																										
22	GREEN, Terry	g	4-8	2-5	2-2	1	4	5	3	12	1	2	1	0	37																										
31	JONES, Breana	g	0-1	0-0	2-2	1	0	1	2	2	0	0	0	0	5																										
Team			20-52			4-13			12-13			13			33			46			25			56			8			29			2			1			225		

FG % 1st Half: 9-25 36.0% 2nd half: 10-20 50.0% OT: 1-7 14.3% Game: 20-52 38.5% Deadball Rebounds 2  
3FG % 1st Half: 2-5 40.0% 2nd half: 2-6 33.3% OT: 0-2 0.0% Game: 4-13 30.8%  
FT % 1st Half: 6-6 100.0% 2nd half: 5-5 100.0% OT: 1-2 50.0% Game: 12-13 92.3%

Alabama 62 • 4-2

#	Player	g	Total			3-Ptr			Rebounds			PF	TP	A	TO	Blk	Stl	Min																							
			FG-FGA	FG-FGA	FT-FTA	FG-FGA	FG-FGA	FT-FTA	Off	Def	Tot																														
14	Hogue, Erin	f	2-5	0-0	3-5	1	9	10	4	7	0	2	0	3	39																										
03	Robinson, Jasmine	g	3-9	0-2	5-6	0	0	0	1	11	1	2	0	0	38																										
10	Perkins, Meghan	g	2-11	0-0	2-2	3	2	5	2	6	3	3	0	3	40-																										
22	Lee, Khristin	g	3-10	0-0	4-6	2	3	5	2	10	1	3	0	1	34																										
23	Russell, Ericka	g	4-15	3-9	1-3	0	5	5	2	12	1	2	0	2	41																										
01	Daniels, Anesah	g	4-9	0-0	5-10	3	0	3	2	13	0	0	0	1	24																										
12	Myers, Shafontaye	g	1-2	1-1	0-2	0	0	0	1	3	0	0	0	0	9																										
Team			19-61			4-12			20-34			14			19			33			14			62			6			12			0			10			225		

FG % 1st Half: 8-25 32.0% 2nd half: 10-31 32.3% OT: 1-5 20.0% Game: 19-61 31.1% Deadball Rebounds 8  
3FG % 1st Half: 2-7 28.6% 2nd half: 2-4 50.0% OT: 0-1 0.0% Game: 4-12 33.3%  
FT % 1st Half: 6-11 54.5% 2nd half: 7-15 46.7% OT: 7-8 87.5% Game: 20-34 58.8%

Officials: Barb Smith, Dee Kanner, Kevin Pethal  
Technical fouls: SETON HALL-None. Alabama-None.  
Attendance: 286  
2011 U.S. Virgin Islands Paradise Jam Women's Basketball Tournament.  
ISLAND DIVISION  
PRESENTED BY BASKETBALL TRAVELERS.

Score by periods	1st	2nd	OT	Total
SETON HALL	26	27	3	56
Alabama	24	29	9	62



Alabama won the 2011 Paradise Jam Tournament Championship with wins over Seton Hall and Louisiana Tech.



**GAME 7**



**Official Basketball Box Score - Game Totals - Final Statistics**  
**LOUISIANA TECH vs Alabama**  
 11/26/11 4:15 p.m.AST at St. Thomas, U.S. Virgin Islands



**LOUISIANA TECH 59 • 24**

#	Player	FG-FGA	3-Ptr	FT-FTA	Rebounds			PF	TP	A	TO	Blk	Stl	Min	
					Off	Def	Tot								
22	FELTON, Angie	f	1-4	1-3	0-0	0	1	1	2	3	1	1	0	23	
23	JONES, Whitney	f	4-9	3-5	0-0	1	4	5	1	11	0	4	0	28	
32	BENDOLPH, Jasmine	c	2-6	0-2	1-2	1	3	4	2	5	6	3	0	40	
03	YOUNG, Kiara	g	7-13	0-2	1-3	2	8	10	4	15	5	3	0	1	
10	BRAMBLE-DONALDSON	g	5-9	0-0	1-3	1	9	10	5	11	0	2	1	27	
00	HAYES, Courtney		0-0	0-0	0-0	0	0	0	0	0	0	2	0	1	
02	FRAZIER, Witney		2-4	0-0	3-5	0	0	0	7	0	4	0	0	11	
04	VUCINIC, Jelena		1-7	1-5	0-0	1	2	3	5	3	0	3	0	21	
21	ANDREWS, Kanderia		1-1	0-0	0-1	0	0	0	2	0	0	0	0	4	
24	HARDY, Brittany		1-1	0-0	0-0	1	2	3	2	2	1	0	0	5	
Team			24-54	5-17	6-14	2	9	29	38	21	59	13	23	1	
Totals			24-54	5-17	6-14	9	29	38	21	59	13	23	1	4	
FG % 1st Half:		12-29	41.4%	2nd half:	12-25	48.0%	Game:	24-54	44.4%						Deadball
3FG % 1st Half:		2-8	25.0%	2nd half:	3-9	33.3%	Game:	5-17	29.4%						Rebounds
FT % 1st Half:		2-7	28.6%	2nd half:	4-7	57.1%	Game:	6-14	42.9%						3

**Alabama 67 • 52**

#	Player	FG-FGA	3-Ptr	FT-FTA	Rebounds			PF	TP	A	TO	Blk	Stl	Min	
					Off	Def	Tot								
14	Hogue, Erin	f	3-9	0-0	3-6	6	12	18	1	9	0	3	0	35	
03	Robinson, Jasmine	g	6-14	3-4	4-5	2	3	5	0	19	1	4	0	38	
10	Perkins, Meghan	g	3-7	0-0	2-2	0	0	0	3	8	2	0	1	35	
22	Lee, Khristin	g	4-5	0-0	3-5	0	0	0	2	11	4	0	0	24	
23	Russell, Ericka	g	4-18	1-7	3-6	1	5	6	2	12	4	1	0	38	
01	Daniels, Aneesah		3-6	0-0	0-0	2	2	4	3	6	0	3	0	11	
05	Farmer, Celiscia		1-3	0-0	0-1	1	1	2	1	2	0	0	0	9	
12	Myers, Shafontaye		0-0	0-0	0-0	0	0	0	1	0	1	0	0	10	
Team						4	2	6			1			200	
Totals			24-62	4-11	15-25	16	25	41	13	67	12	12	1	14	
FG % 1st Half:		14-31	45.2%	2nd half:	10-31	32.3%	Game:	24-62	38.7%						Deadball
3FG % 1st Half:		2-5	40.0%	2nd half:	2-6	33.3%	Game:	4-11	36.4%						Rebounds
FT % 1st Half:		6-8	75.0%	2nd half:	9-17	52.9%	Game:	15-25	60.0%						3.1

Officials: Dee Kanter, Bonita Spence, Fatou Cissoki  
 Technical fouls: LOUISIANA TECH-None. Alabama-None.  
 Attendance: 305  
 2011 U.S. Virgin Islands Paradise Jam Men's Basketball Tournament  
 ISLAND DIVISION  
 PRESENTED BY BASKETBALL TRAVELERS  
 ALABAMA WINS ISLAND DIVISION CHAMPIONSHIP.

Score by periods	1st	2nd	Total
LOUISIANA TECH	28	31	59
Alabama	36	31	67

**GAME 9**



**Official Basketball Box Score - Game Totals - Final Statistics**  
**Kansas vs Alabama**  
 12/04/11 2 p.m. at Tuscaloosa, Ala. (Foster Auditorium)



**Kansas 76 • 71**

#	Player	FG-FGA	3-Ptr	FT-FTA	Rebounds			PF	TP	A	TO	Blk	Stl	Min	
					Off	Def	Tot								
03	Goodrich, Angel	*	2-7	2-3	1-4	4	5	9	2	7	12	3	2	1	
11	Sutherland, Aishah	*	7-13	0-0	1-2	2	4	6	3	15	1	2	1	35	
21	Davis, Carolyn	*	9-15	0-0	3-6	1	8	9	4	21	0	1	2	36	
24	Harper, CeCe	*	1-3	0-0	0-0	0	0	0	0	2	0	2	0	5	
42	Knight, Natalic	*	0-5	0-3	0-0	0	1	1	0	0	1	1	0	26	
13	Engelman, Monica		3-5	0-1	2-2	0	1	1	3	8	2	3	0	21	
23	Mays, Kcena		8-12	4-6	1-3	1	0	1	2	21	2	1	1	28	
33	Jackson, Tania		1-3	0-0	0-0	0	0	0	0	2	0	3	0	9	
Team						3	5	8							
Totals			31-63	6-13	8-17	11	24	35	14	76	18	16	6	3	
FG % 1st Half:		14-32	43.8%	2nd half:	17-31	54.8%	Game:	31-63	49.2%						Deadball
3FG % 1st Half:		3-7	42.9%	2nd half:	3-6	50.0%	Game:	6-13	46.2%						Rebounds
FT % 1st Half:		2-4	50.0%	2nd half:	6-13	46.2%	Game:	8-17	47.1%						3

**Alabama 80 • 72**

#	Player	FG-FGA	3-Ptr	FT-FTA	Rebounds			PF	TP	A	TO	Blk	Stl	Min	
					Off	Def	Tot								
03	Robinson, Jasmine	*	10-19	2-4	2-4	3	2	5	5	24	0	4	0	37	
10	Perkins, Meghan	*	6-11	0-0	5-6	2	4	6	2	17	1	2	3	38	
14	Hogue, Erin	*	2-7	0-0	0-0	1	4	5	0	4	1	1	0	22	
22	Lee, Khristin	*	1-6	0-0	0-0	1	4	5	2	2	4	1	0	2	
23	Russell, Ericka	*	3-7	1-3	0-0	0	2	2	2	7	0	0	0	27	
01	Daniels, Aneesah		3-7	0-0	3-4	6	7	13	4	9	1	1	0	20	
12	Myers, Shafontaye		2-4	1-2	0-0	0	1	1	1	5	1	1	0	14	
33	Merritt, Jessica		5-9	0-1	2-2	1	2	3	0	12	0	1	0	23	
Team						1	1	2							
Totals			32-70	4-10	12-16	15	27	42	16	80	8	11	3	5	
FG % 1st Half:		19-39	48.7%	2nd half:	13-31	41.9%	Game:	32-70	45.7%						Deadball
3FG % 1st Half:		2-4	50.0%	2nd half:	2-6	33.3%	Game:	4-10	40.0%						Rebounds
FT % 1st Half:		3-4	75.0%	2nd half:	9-12	75.0%	Game:	12-16	75.0%						3

Officials: Kelly Johnson, Eric Koch, Jules Gallien  
 Technical fouls: Kansas-None. Alabama-None.  
 Attendance: 1138

Score by periods	1st	2nd	Total
Kansas	33	43	76
Alabama	43	37	80

**GAME 8**



**Official Basketball Box Score - Game Totals - Final Statistics**  
**Southeastern Louisiana vs Alabama**  
 12/02/11 6:30 p.m. at Tuscaloosa, Ala. (Foster Auditorium)



**Southeastern Louisiana 56 • 34**

#	Player	FG-FGA	3-Ptr	FT-FTA	Rebounds			PF	TP	A	TO	Blk	Stl	Min	
					Off	Def	Tot								
02	Gibson, Aja	f	4-8	0-0	4-4	2	5	7	3	12	0	2	1	0	
45	Simmons, Brandi	f	6-12	0-1	3-4	2	9	11	2	15	0	5	0	33	
03	Crenshaw, Amber	g	1-3	1-3	0-0	1	1	2	1	3	0	1	0	11	
10	Jenkins, Kelli	g	0-1	0-0	0-0	0	1	1	2	0	4	3	0	30	
33	Holder, Latoria	g	3-4	0-0	1-1	2	1	3	4	7	2	2	0	23	
11	Sommers, Jessica		2-8	1-7	0-0	1	0	1	1	5	0	0	0	13	
12	Styles, Elizabeth		1-6	0-2	0-0	0	2	2	0	2	1	1	0	19	
15	Shaffer, Hillary		2-7	0-4	0-0	0	3	3	2	4	0	0	0	15	
20	Morris, Cierra		1-1	0-0	0-0	0	0	0	1	2	1	0	0	5	
22	Waller, Kaitlyn		0-1	0-0	0-0	0	0	0	1	0	1	0	0	3	
24	Miller, Symone		2-6	0-3	2-4	1	1	2	1	6	2	2	0	19	
30	Postell, Summer		0-0	0-0	0-2	2	2	4	0	0	0	0	0	7	
Team						2	1	3							
Totals			22-57	2-20	10-15	13	26	39	18	56	10	17	1	1	
FG % 1st Half:		11-28	39.3%	2nd half:	11-29	37.9%	Game:	22-57	38.6%						Deadball
3FG % 1st Half:		1-8	12.5%	2nd half:	1-12	8.3%	Game:	2-20	10.0%						Rebounds
FT % 1st Half:		3-6	50.0%	2nd half:	7-9	77.8%	Game:	10-15	66.7%						3

**Alabama 69 • 62**

#	Player	FG-FGA	3-Ptr	FT-FTA	Rebounds			PF	TP	A	TO	Blk	Stl	Min
					Off	Def	Tot							
14	Hogue, Erin	f	3-8	0-0	4-4	8	3	11	4	10	0	2	0	24
03	Robinson, Jasmine	g	3-9	3-6	4-8	2	3	5	0	13	3	2	0	2
10	Perkins, Meghan	g	3-10	0-0	2-2	2	6	8	3	8	1	1	0	1
22	Lee, Khristin	g	0-2	0-0	2-3	1	3	4	5	2	6	0	1	1
23	Russell, Ericka	g	4-7	4-6	0-0	0	0	0	0	12	0	0	0	23
01	Daniels, Aneesah		4-6	0-0	2-6	0	3	3	4	10	1	2	0	21
05	Farmer, Celiscia		0-0	0-0	0-0	0	0	0	0	0	1	0	0	4
12	Myers, Shafontaye		1-8	0-4	0-0	1	2	3	1	2	0	1	0	12
33	Merritt, Jessica		6-12											

GAME 10



Official Basketball Box Score - Game Totals - Final Statistics  
Alabama vs North Texas  
12/07/11 7:00 p.m. at Denton, Texas (The Super Pit)



Alabama 63 • 73

##	Player	Total	3-Ptr			Rebounds			PF	TP	A	TO	Blk	Stl	Min
			FG-FGA	FG-FGA	FT-FTA	Off	Def	Tot							
14	Hogue, Erin	f	1-7	0-0	0-4	4	2	6	2	2	1	0	0	1	25
03	Robinson, Jasmine	g	1-5	1-1	0-3	0	1	1	3	3	1	3	0	0	23
10	Perkins, Meghan	g	5-7	0-0	1-1	1	2	3	4	11	1	3	1	0	15
22	Lee, Khristin	g	1-2	0-0	2-4	0	2	2	3	4	0	2	0	1	17
23	Russell, Ericka	g	2-8	1-5	2-2	1	2	3	4	7	2	3	0	0	27
01	Daniels, Anecah	g	0-3	0-0	2-4	1	2	3	4	2	0	1	0	1	16
12	Myers, Shafontaye	g	4-10	1-4	0-0	2	2	4	2	9	4	0	1	0	26
21	Crosby, Kyra	g	6-11	0-0	1-3	4	0	4	2	13	2	3	1	0	24
33	Merritt, Jessica	g	4-6	1-1	3-5	1	2	3	1	12	1	1	0	2	27
Team						1 1 2									
Totals			24-59	4-11	11-26	15	16	31	25	63	12	16	2	6	200

FG % 1st Half: 13-32 40.6% 2nd half: 11-27 40.7% Game: 24-59 40.7%  
3FG % 1st Half: 2-5 40.0% 2nd half: 2-6 33.3% Game: 4-11 36.4%  
FT % 1st Half: 2-9 22.2% 2nd half: 9-17 52.9% Game: 11-26 42.3%

North Texas 69 • 72

##	Player	Total	3-Ptr			Rebounds			PF	TP	A	TO	Blk	Stl	Min
			FG-FGA	FG-FGA	FT-FTA	Off	Def	Tot							
01	Evans, Ash'Lynne	f	1-3	1-2	2-4	1	1	2	1	5	0	1	0	1	15
24	Godbolt, Jasmine	f	4-12	0-0	1-3	2	4	6	4	9	0	2	2	0	23
04	McCoy, Laura	g	1-8	1-4	6-6	0	1	1	3	9	0	3	0	0	32
05	Hudson, Brittney	g	3-5	1-1	6-7	4	2	6	4	13	1	4	0	0	25
34	Torru, Tamara	g	2-8	0-2	5-6	5	8	13	3	9	1	4	0	2	34
02	Blakely, Braylah	g	3-4	0-0	2-2	2	4	6	4	8	0	1	1	0	17
03	Hankins, Alyssa	g	5-6	0-1	0-0	0	2	2	2	10	2	6	0	0	31
30	Stanley, Sara	g	0-2	0-0	2-3	2	2	4	1	2	1	1	0	0	11
22	Nelson, Desiree	g	1-1	1-1	1-2	0	1	1	1	4	0	3	0	1	10
Team						1 3 4									
Totals			20-49	4-11	25-33	17	28	45	23	69	5	26	3	4	200

FG % 1st Half: 8-20 40.0% 2nd half: 12-29 41.4% Game: 20-49 40.8%  
3FG % 1st Half: 3-6 50.0% 2nd half: 1-5 20.0% Game: 4-11 36.4%  
FT % 1st Half: 13-16 81.3% 2nd half: 12-17 70.6% Game: 25-33 75.8%

Officials: John Fletcher, Darci Doll, Chaney Muench  
Technical fouls: Alabama-Crosby, Kyra, North Texas-None.  
Attendance: 1182

Score by periods	1st	2nd	Total
Alabama	30	33	63
North Texas	32	37	69

GAME 12



Official Basketball Box Score - Game Totals - Final Statistics  
Alabama vs Alabama State  
12/17/11 6 p.m. at Dunn-Oliver Acadome (Montgomery, Ala.)



Alabama 64 • 84

##	Player	Total	3-Ptr			Rebounds			PF	TP	A	TO	Blk	Stl	Min
			FG-FGA	FG-FGA	FT-FTA	Off	Def	Tot							
01	Daniels, Anecah	f	3-7	0-0	4-6	3	4	7	2	10	1	5	0	2	32
03	Robinson, Jasmine	g	4-10	2-5	9-14	3	4	7	3	19	3	4	0	2	37
10	Perkins, Meghan	g	3-4	0-0	0-0	0	1	1	4	6	0	1	0	0	8
22	Lee, Khristin	g	1-5	0-0	3-5	2	0	2	1	5	1	2	0	0	15
23	Russell, Ericka	g	0-8	0-3	2-2	1	0	1	4	2	1	2	0	0	32
05	Farmer, Celisica	g	0-1	0-0	0-0	0	0	0	2	0	0	0	0	0	4
12	Myers, Shafontaye	g	4-6	1-2	7-10	2	3	5	1	16	2	1	0	4	33
14	Hogue, Erin	g	1-2	0-0	0-0	0	9	9	4	2	0	1	0	0	20
21	Crosby, Kyra	g	1-5	0-0	2-2	1	1	2	0	4	0	0	1	1	10
33	Merritt, Jessica	g	0-2	0-0	0-0	0	2	2	3	0	0	1	0	0	9
Team						8 2 10									
Totals			17-50	3-10	27-39	20	26	46	24	64	8	19	1	9	200

FG % 1st Half: 6-21 28.6% 2nd half: 11-29 37.9% Game: 17-50 34.0%  
3FG % 1st Half: 2-5 40.0% 2nd half: 1-5 20.0% Game: 3-10 30.0%  
FT % 1st Half: 18-28 64.3% 2nd half: 9-11 81.8% Game: 27-39 69.2%

Alabama State 54 • 25

##	Player	Total	3-Ptr			Rebounds			PF	TP	A	TO	Blk	Stl	Min
			FG-FGA	FG-FGA	FT-FTA	Off	Def	Tot							
45	JONES, Millicent	f	1-7	0-0	0-0	1	5	6	3	2	3	4	2	1	26
30	ALFORD, Quentori	c	4-5	0-0	1-2	1	6	7	4	9	0	1	2	0	13
05	WADLINGTON, Tamara	g	2-11	0-1	1-2	1	1	2	2	5	3	3	0	1	32
03	PAIGE, Kierra	g	2-7	2-5	1-2	0	1	1	2	7	2	0	1	0	26
01	GAZAWAY, Danielle	g	1-4	1-2	0-2	0	0	0	3	3	0	4	0	0	19
34	QUINN, Jasmine	g	1-2	0-0	0-2	1	1	2	2	2	2	0	1	1	11
10	SETTLES, Jasmine	g	0-0	0-0	2-2	0	0	0	1	2	0	0	0	0	3
11	HUNTER, Angelese	g	0-0	0-0	0-0	0	0	0	1	0	0	0	0	0	4
12	ARRINGTON, Taiia	g	0-0	0-0	0-0	0	1	1	1	0	0	1	0	0	3
20	BROWN, Amaria	g	1-3	0-0	1-2	1	0	1	3	3	0	0	0	0	5
21	JONES, Ashley	g	0-0	0-0	0-0	0	2	2	0	0	0	1	0	0	3
23	SHIELDS, Durriya	g	1-3	0-0	2-4	0	1	1	3	4	0	2	0	0	8
34	HIENLON, Erica	g	3-9	2-6	2-3	0	0	0	1	10	1	0	0	0	22
30	WINDOM, RoTasha	g	0-0	0-0	0-0	0	0	0	1	0	1	2	0	0	11
04	Smith, Brittney	g	3-4	0-0	1-3	2	0	2	2	7	0	2	1	0	14
Team						7 1 8									
Totals			19-55	5-14	11-24	14	19	33	29	54	14	20	7	3	200

FG % 1st Half: 8-24 33.3% 2nd half: 11-31 35.5% Game: 19-55 34.5%  
3FG % 1st Half: 4-7 57.1% 2nd half: 1-7 14.3% Game: 5-14 35.7%  
FT % 1st Half: 6-15 40.0% 2nd half: 5-9 55.6% Game: 11-24 45.8%

Officials: Mary Day, Douglas Cloud, Tim Hatten  
Technical fouls: Alabama-None, Alabama State-None.  
Attendance: 564

Score by periods	1st	2nd	Total
Alabama	32	32	64
Alabama State	26	28	54

GAME 11



Official Basketball Box Score - Game Totals - Final Statistics  
Alabama vs NC State  
12/11/11 5:30 p.m. at Raleigh, N.C. (Reynolds Coliseum)



Alabama 57 • 74

##	Player	Total	3-Ptr			Rebounds			PF	TP	A	TO	Blk	Stl	Min
			FG-FGA	FG-FGA	FT-FTA	Off	Def	Tot							
03	Robinson, Jasmine	*	4-9	0-1	3-4	0	0	0	2	11	1	6	1	2	29
10	Perkins, Meghan	*	1-1	0-0	1-4	0	3	3	1	3	2	2	2	2	23
14	Hogue, Erin	*	1-2	0-0	0-2	0	4	4	2	2	0	1	0	0	16
22	Lee, Khristin	*	2-4	0-0	1-4	0	2	2	4	5	2	5	0	2	20
23	Russell, Ericka	*	2-8	2-5	0-0	0	2	2	1	6	1	1	0	1	19
01	Daniels, Anecah	*	3-6	0-0	0-0	1	2	3	3	6	1	4	0	1	23
05	Farmer, Celisica	*	1-3	0-2	0-0	0	2	2	3	2	0	1	0	0	17
12	Myers, Shafontaye	*	4-10	1-2	2-2	2	2	4	2	11	2	2	0	1	22
33	Merritt, Jessica	*	3-5	1-1	4-6	0	1	1	2	11	0	0	0	2	31
Team						1 4 5									
Totals			21-48	4-11	11-22	4	22	26	20	57	9	22	3	11	200

FG % 1st Half: 9-21 42.9% 2nd half: 12-27 44.4% Game: 21-48 43.8%  
3FG % 1st Half: 2-5 40.0% 2nd half: 2-6 33.3% Game: 4-11 36.4%  
FT % 1st Half: 6-10 60.0% 2nd half: 5-12 41.7% Game: 11-22 50.0%

NC State 79 • 62

##	Player	Total	3-Ptr			Rebounds			PF	TP	A	TO	Blk	Stl	Min
			FG-FGA	FG-FGA	FT-FTA	Off	Def	Tot							
01	M. Goodwin-Coleman	*	3-8	1-3	0-0	0	4	4	1	7	3	3	0	4	19
11	Emili Tasler	*	2-2	1-1	1-2	1	4	5	3	6	2	2	0	1	22
22	Bonac Holston	*	5-9	0-0	0-2	7	3	10	1	10	1	2	0	1	21
23	Marissa Kastaneck	*	6-11	1-3	0-0	3	0	3	2	13	5	1	0	2	24
44	Kody Burke	*	4-8	0-1	0-0	1	1	2	2	8	0	1	0	0	19
03	Kim Durham	*	0-2	0-1	0-0	1	0	1	0	0	0	1	0	1	7
04	Tia Bell	*	2-4	0-1	1-1	2	1	3	1	5					

GAME 14

Official Basketball Box Score - Game Totals - Final Statistics  
Air Force vs Alabama  
12/30/11 6:30 p.m. at Tuscaloosa, Ala. (Poster Auditorium)



Air Force 45 • 4-9

#	Player	Total			Rebounds			PF	TP	A	TO	Blk	Stl	Min
		FG-FGA	3-Pr	FT-FTA	Off	Def	Tot							
02	LEIPPRANDT, Alicia	* 5-10	0-2	3-4	2	3	5	4	13	0	5	0	2	23
05	SORRERA, Danielle	* 0-1	0-0	0-0	1	2	3	0	0	0	3	0	0	17
15	O'NEIL, Megan	* 1-9	0-0	0-0	2	3	5	3	2	0	2	3	0	15
20	THOMPSON, Camille	* 0-2	0-2	0-0	2	2	4	3	0	2	1	0	0	13
30	SATTERFIELD, Jamela	* 3-7	0-0	2-2	4	5	9	3	8	2	1	0	2	32
03	BLAGOWSKY, Jimi	* 2-4	2-2	0-2	0	3	3	0	6	2	4	0	0	23
13	JEFFERY, Forrest	* 2-6	1-4	0-0	0	0	0	0	5	2	1	0	1	13
21	BOHANNON, Kami	* 2-9	0-1	1-1	0	3	3	1	5	0	4	0	0	25
22	SALAS, Jacko	* 1-1	1-1	0-0	0	0	0	0	3	1	0	0	0	3
23	WILSON, Austyn	* 1-10	1-3	0-1	0	2	2	0	3	0	1	0	0	20
25	IVEY, Michelle	* 0-3	0-0	0-0	0	3	3	5	0	0	1	1	1	16
Team					3	3	6			1				200
Totals		17-62	5-15	6-10	14	29	43	19	45	9	23	4	6	200

FG % 1st Half: 9.29 31.0% 2nd half: 8.33 24.2% Game: 17.62 27.4% Deadball Rebounds  
3FG % 1st Half: 0.2 0.0% 2nd half: 5.13 38.5% Game: 5.15 33.3%  
FT % 1st Half: 4.6 66.7% 2nd half: 2.4 50.0% Game: 6.10 60.0%

Alabama 80 • 10-4

#	Player	Total			Rebounds			PF	TP	A	TO	Blk	Stl	Min
		FG-FGA	3-Pr	FT-FTA	Off	Def	Tot							
03	Robinson, Jasmine	* 4-10	0-1	0-2	0	0	0	1	8	1	1	0	1	19
10	Perkins, Meghan	* 8-15	0-0	3-4	5	5	10	3	19	2	0	0	4	26
21	Crosby, Kyra	* 4-11	0-0	5-7	2	5	7	1	13	0	3	2	0	22
22	Lee, Khristin	* 2.5	0-0	1-1	1	5	6	0	5	3	1	2	2	21
23	Russell, Ericka	* 1-9	0-7	0-0	1	1	2	1	2	0	2	0	0	20
01	Daniels, Aneeah	* 3-6	0-0	2-3	1	5	6	2	8	1	1	2	0	23
05	Farmer, Celiscia	* 2-3	0-0	4-4	3	2	5	0	8	1	2	0	1	14
12	Myers, Shafontaye	* 3-10	3-8	0-0	2	5	7	1	9	3	2	0	2	23
14	Hogue, Erin	* 2-3	0-0	1-2	1	4	5	1	5	0	0	0	1	12
15	Waters, Erika	* 0-0	0-0	0-0	0	1	1	0	0	0	0	0	0	3
33	Merritt, Jessica	* 1-2	0-0	1-2	2	1	3	2	3	0	0	0	1	17
Team					3	0	3							200
Totals		30-74	3-16	17-25	21	34	55	12	80	13	14	5	12	200

FG % 1st Half: 14.33 42.4% 2nd half: 16.41 39.0% Game: 30.74 40.5% Deadball Rebounds  
3FG % 1st Half: 2.8 25.0% 2nd half: 1.8 12.5% Game: 3.16 18.8%  
FT % 1st Half: 7.12 58.3% 2nd half: 10.13 76.9% Game: 17.25 68.0%

Officials: Nanette Sisk, Ed Sidlasky, Rob Fessler  
Technical fouls: Air Force-None. Alabama-None.  
Attendance: 1453

Score by periods	1st	2nd	Total
Air Force	22	23	45
Alabama	37	43	80

GAME 16

Official Basketball Box Score - Game Totals - Final Statistics  
Auburn vs Alabama  
01/05/12 6:30 p.m.CT at Tuscaloosa, Ala. (Poster Auditorium)



Auburn 65 • 9-6, 1-1 SEC

#	Player	Total			Rebounds			PF	TP	A	TO	Blk	Stl	Min
		FG-FGA	3-Pr	FT-FTA	Off	Def	Tot							
00	Muhammad, Hasina	* 4-15	0-3	4-6	3	2	5	1	12	1	3	1	0	28
02	Jennings, Morgana	* 0-3	0-0	1-2	2	1	3	1	1	2	3	2	0	17
04	Simmons, Parrisha	* 0-1	0-0	0-0	0	0	0	1	0	2	0	0	0	9
14	Alverson, Blanche	* 5-8	1-4	0-0	1	6	7	2	11	0	2	0	0	31
23	Hilliard, Chantel	* 3-7	0-0	0-0	2	5	7	2	6	0	2	1	1	28
03	Ouardad, Najat	* 3-6	0-1	2-3	0	6	6	0	8	2	3	0	4	26
22	Glymph, Camille	* 2-6	1-4	0-1	1	1	2	0	5	0	1	0	0	21
25	Williams, Jassany	* 1-2	0-0	0-0	2	3	5	3	2	0	2	2	0	10
32	Tanner, Tyrese	* 6-9	0-0	8-12	2	2	4	3	20	2	2	2	1	30
Team					2	3	5							200
Totals		24-57	2-12	15-24	15	29	44	13	65	9	18	8	6	200

FG % 1st Half: 11.30 36.7% 2nd half: 13.27 48.1% Game: 24.57 42.1% Deadball Rebounds  
3FG % 1st Half: 0.8 0.0% 2nd half: 2.4 50.0% Game: 2.12 16.7%  
FT % 1st Half: 2.5 40.0% 2nd half: 13.19 68.4% Game: 15.24 62.5%

Alabama 55 • 10-6, 0-2 SEC

#	Player	Total			Rebounds			PF	TP	A	TO	Blk	Stl	Min
		FG-FGA	3-Pr	FT-FTA	Off	Def	Tot							
03	Robinson, Jasmine	* 3-10	0-3	0-1	0	3	3	4	6	1	2	0	1	24
10	Perkins, Meghan	* 1-8	0-1	5-7	2	5	7	1	7	2	3	1	1	35
12	Myers, Shafontaye	* 6-15	1-5	0-0	0	2	2	2	13	4	0	0	4	32
21	Crosby, Kyra	* 3-12	0-0	1-2	5	2	7	2	7	0	6	0	0	26
23	Russell, Ericka	* 4-9	4-6	0-0	0	3	3	2	12	1	4	0	1	36
05	Farmer, Celiscia	* 0-0	0-0	0-0	0	0	0	0	2	0	0	0	0	3
14	Hogue, Erin	* 1-2	0-0	2-4	6	3	9	0	4	0	0	1	0	17
22	Lee, Khristin	* 1-4	0-0	0-0	0	0	0	4	2	1	2	0	3	13
33	Merritt, Jessica	* 2-6	0-0	0-0	1	2	3	1	4	0	1	0	0	14
Team					6	4	10							200
Totals		21-66	5-15	8-16	20	24	44	18	55	9	18	2	10	200

FG % 1st Half: 10.30 33.3% 2nd half: 11.36 30.6% Game: 21.66 31.8% Deadball Rebounds  
3FG % 1st Half: 3.7 42.9% 2nd half: 2.8 25.0% Game: 5.15 33.3%  
FT % 1st Half: 3.6 50.0% 2nd half: 5.10 50.0% Game: 8.16 50.0%

Officials: Lawson Newton, Bonita Spence, Amy Bonner  
Technical fouls: Auburn-Muhammad, Hasina. Alabama-None.  
Attendance: 1545

Score by periods	1st	2nd	Total
Auburn	24	41	65
Alabama	26	29	55

GAME 15

Official Basketball Box Score - Game Totals - Final Statistics  
Alabama vs South Carolina  
01/01/12 3 p.m. at Columbia, S.C./Colonial Life Arena



Alabama 42 • 10-5, 0-1

#	Player	Total			Rebounds			PF	TP	A	TO	Blk	Stl	Min
		FG-FGA	3-Pr	FT-FTA	Off	Def	Tot							
21	Crosby, Kyra	f 2-6	0-0	1-2	2	2	4	2	5	0	2	0	1	21
03	Robinson, Jasmine	g 6-12	0-2	4-4	0	0	0	3	16	1	3	1	1	34
10	Perkins, Meghan	g 2-5	0-0	0-0	1	1	2	4	4	0	3	1	0	22
12	Myers, Shafontaye	g 2-7	0-1	0-0	0	3	3	4	2	1	0	3	0	28
23	Russell, Ericka	g 4-10	1-4	0-0	0	0	0	1	9	1	3	0	3	36
01	Daniels, Aneeah	g 2-4	0-0	0-0	0	3	3	4	1	8	1	0	0	20
05	Farmer, Celiscia	g 0-1	0-1	0-0	0	1	1	3	0	0	0	0	0	5
14	Hogue, Erin	g 0-0	0-0	0-0	1	0	1	0	0	0	0	0	0	12
33	Merritt, Jessica	g 0-3	0-2	0-0	0	3	3	0	0	2	0	0	1	22
Team					1	4	5							200
Totals		18-48	1-10	5-6	5	17	22	19	42	7	20	3	9	200

FG % 1st Half: 7.24 29.2% 2nd half: 11.24 45.8% Game: 18.48 37.5% Deadball Rebounds  
3FG % 1st Half: 1.6 16.7% 2nd half: 0.4 0.0% Game: 1.10 10.0%  
FT % 1st Half: 0.0 0.0% 2nd half: 5.6 83.3% Game: 5.6 83.3%

South Carolina 68 • 12-2, 1-0

#	Player	Total			Rebounds			PF	TP	A	TO	Blk	Stl	Min
		FG-FGA	3-Pr	FT-FTA	Off	Def	Tot							
12	STEPHENS, Charenee	f 1-4	0-0	0-0	2	1	3	1	2	0	0	0	0	18
03	WALKER, Ieasia	g 5-11	1-3	1-4	1	3	4	1	12	2	3	0	0	26
05	GRANT, Markeshia	g 5-9	1-3	0-0	0	2	2	2	11	3	3	0	0	26
11	SUTTON, La'Keisha	g 1-5	0-2	0-2	1	2	2	2	1	3	1	1	1	23
22	NEWTON, Courtney	g 0-2	0-2	0-0	2	3	5	0	0	0	1	0	0	15
00	SELLERS, Imani	g 0-0	0-0	0-0	0	0	0	1	0	1	0	0	0	2
01	WILSON, Ebony	g 0-1	0-0	0-0	0	0	0	0	0	0	0	0	0	10
20	WHITE, Sancheon	g 4-6	1-2	0-0	0	1	1	0	9	1	3	2	1	15
21	BRUNER, Ashley	g 3-6	0-0	1-3	3	2	5	1	7	1	1	1	1	18
23	ROY, Tina	g 3-7	2-5	2-2	0	2	2	0	10	2	0	0	0	17
24	WELCH, Aleighsa	g 4-5	0-0	1-2	4	6	10	1	9	1	1	0	1	19
30														



GAME 18



Official Basketball Box Score - Game Totals - Final Statistics  
Mississippi State vs Alabama  
1/12/12 8 p.m. at Tuscaloosa, Ala. (Foster Auditorium)



Mississippi State 66 • 11-5, 1-2 SEC

##	Player	Total	3-Ptr			Rebounds			PF	TP	A	TO	Blk	Stl	Min
			FG-FGA	FG-FGA	FT-FTA	Off	Def	Tot							
25	Ashley Brown	f	0-0	0-0	0-0	2	2	4	2	0	2	0	0	20	
34	Catina Bett	c	5-7	0-0	1-2	1	2	3	2	11	0	5	2	1	29
03	Diamba Johnson	g	9-21	3-10	1-2	3	1	4	0	22	5	1	0	36	
04	Porsha Porter	g	3-8	3-7	7-10	1	4	5	2	16	4	0	0	34	
14	Kendra Grant	g	4-9	3-6	2-3	2	2	4	3	13	0	4	0	27	
01	Danielle Rector	g	0-1	0-1	0-0	1	0	1	1	0	0	0	0	10	
02	Darriel Gaynor	g	0-0	0-0	0-0	0	0	0	0	0	1	2	0	1	2
10	Martha Alwal	g	1-3	0-0	0-0	2	3	5	0	2	1	1	1	13	
11	Katia May	g	0-0	0-0	0-0	0	0	0	0	0	0	2	0	0	2
12	Candace Foster	g	0-0	0-0	0-0	0	1	1	0	0	0	1	0	0	3
15	Brittany Young	g	0-0	0-0	0-0	0	0	0	0	0	0	0	0	0	3
20	Shamia Robinson	g	1-2	0-0	0-0	0	1	1	2	2	1	0	1	0	11
21	Jerica James	g	0-3	0-2	0-0	0	0	0	1	0	2	0	0	0	10
	Team					0	6	6							
	Totals		23-54	9-26	11-17	12	22	34	14	66	14	18	4	7	200

FG % 1st Half: 12.28 42.9% 2nd half: 11.26 42.3% Game: 23-54 42.6%  
3FG % 1st Half: 3-12 25.0% 2nd half: 6-14 42.9% Game: 9-26 34.6%  
FT % 1st Half: 7-11 63.6% 2nd half: 4-6 66.7% Game: 11-17 64.7%

Alabama 61 • 10-8, 0-4 SEC

##	Player	Total	3-Ptr			Rebounds			PF	TP	A	TO	Blk	Stl	Min
			FG-FGA	FG-FGA	FT-FTA	Off	Def	Tot							
01	Daniels, Anecseh	f	1-3	0-1	2-2	1	2	3	3	4	0	4	0	2	14
14	Hogue, Erin	f	0-0	0-0	2-2	0	4	4	2	2	1	1	0	0	18
03	Robinson, Jasmine	g	4-13	2-6	1-2	2	2	4	3	11	1	4	0	3	27
22	Lec, Khristin	g	1-8	0-0	4-4	2	2	4	2	6	6	2	1	4	35
23	Russell, Ericka	g	3-10	0-4	0-0	0	0	0	3	6	0	4	0	1	24
05	Farmer, Celiscia	g	6-10	3-4	0-0	3	2	5	0	15	1	1	0	0	26
10	Perkins, Meghan	g	2-3	0-0	2-3	2	5	7	1	6	1	1	0	0	18
15	Waters, Erika	g	0-0	0-0	1-0	1	0	1	0	0	0	0	0	0	5
21	Crosby, Kyra	g	5-9	0-0	1-2	2	1	3	2	11	1	3	1	1	33
	Team					2	4	6							
	Totals		22-56	5-15	12-15	15	22	37	16	61	11	20	2	11	200

FG % 1st Half: 12.27 44.4% 2nd half: 10.29 34.5% Game: 22-56 39.3%  
3FG % 1st Half: 5-10 50.0% 2nd half: 0-5 0.0% Game: 5-15 33.3%  
FT % 1st Half: 12-15 80.0% 2nd half: 0-0 0.0% Game: 12-15 80.0%

Officials: Beverly Roberts, Felicia Grinter, Joe Cunningham  
Technical fouls: Mississippi State-None. Alabama-None.  
Attendance: 1182

Score by periods	1st	2nd	Total
Mississippi State	34	32	66
Alabama	41	20	61

GAME 20



Official Basketball Box Score - Game Totals - Final Statistics  
Alabama vs Florida  
01/19/12 7 pm ET at Gainesville, FL • O'Connell Center



Alabama 37 • 10-10, 0-6 SEC

##	Player	Total	3-Ptr			Rebounds			PF	TP	A	TO	Blk	Stl	Min
			FG-FGA	FG-FGA	FT-FTA	Off	Def	Tot							
21	Crosby, Kyra	f	6-9	0-0	2-2	1	2	3	2	14	0	1	1	0	32
03	Robinson, Jasmine	g	1-14	0-5	0-0	2	0	2	3	2	1	3	0	2	35
05	Farmer, Celiscia	g	2-9	1-5	0-0	0	2	2	1	5	2	1	1	1	27
10	Perkins, Meghan	g	3-9	0-0	1-2	2	5	7	2	7	2	2	0	2	30
22	Lec, Khristin	g	2-4	0-0	0-0	1	3	4	4	4	4	1	5	0	27
01	Daniels, Anecseh	g	1-6	0-0	0-0	0	5	5	2	2	0	2	0	0	16
14	Hogue, Erin	g	0-2	0-0	0-0	1	1	2	0	0	0	0	1	0	7
15	Waters, Erika	g	0-2	0-0	0-0	1	0	1	0	0	1	0	0	0	7
33	Merritt, Jessica	g	1-10	1-4	0-0	2	2	4	0	3	2	1	1	0	19
	Team					7	2	9							
	Totals		16-65	2-14	3-4	17	22	39	15	37	9	18	3	5	200

FG % 1st Half: 8.32 25.0% 2nd half: 8.33 24.2% Game: 16-65 24.6%  
3FG % 1st Half: 1-6 16.7% 2nd half: 1-8 12.5% Game: 2-14 14.3%  
FT % 1st Half: 0-0 0.0% 2nd half: 3-4 75.0% Game: 3-4 75.0%

Florida 61 • 13-6, 3-3 SEC

##	Player	Total	3-Ptr			Rebounds			PF	TP	A	TO	Blk	Stl	Min
			FG-FGA	FG-FGA	FT-FTA	Off	Def	Tot							
14	Madu,Ndidi	f	4-8	0-0	0-0	0	3	3	2	8	0	0	0	0	20
32	George,Jennifer	f	7-16	0-0	1-3	3	9	12	1	15	0	4	5	1	27
10	Bonds,Jaterra	g	3-9	1-4	1-1	0	2	2	0	8	1	0	0	1	28
12	Allen,Deana	g	2-8	1-2	2-2	0	2	2	1	7	3	3	0	0	17
33	Jones,Jordan	g	3-7	1-2	0-0	3	4	7	0	7	5	1	0	0	32
03	Bartley,Azanita	g	2-7	0-2	0-0	2	1	3	1	4	7	4	0	5	25
13	Stewart,Azania	g	3-4	0-0	2-3	3	7	10	3	8	1	1	4	2	22
20	Vilaro Aragonces,A	g	0-1	0-0	0-0	0	1	1	1	0	1	0	1	0	11
23	Shine,Brittany	g	0-1	0-0	1-2	0	2	2	0	1	0	1	0	0	8
31	Svete,Lily	g	1-2	1-2	0-0	0	0	0	2	3	1	0	0	0	10
	Team					8	1	9							
	Totals		25-63	4-12	7-11	19	32	51	11	61	19	17	9	10	200

FG % 1st Half: 13.42 31.0% 2nd half: 12.21 57.1% Game: 25-63 39.7%  
3FG % 1st Half: 4-9 44.4% 2nd half: 0-3 0.0% Game: 4-12 33.3%  
FT % 1st Half: 3-5 60.0% 2nd half: 4-6 66.7% Game: 7-11 63.6%

Officials: Dee Kantner, Ed Sidlasky, Metta Roberts  
Technical fouls: Alabama-None. Florida-Stewart,Azania.  
Attendance: 739

Score by periods	1st	2nd	Total
Alabama	17	20	37
Florida	33	28	61

GAME 19



Official Basketball Box Score - Game Totals - Final Statistics  
Mississippi State vs Alabama  
01/15/12 2 p.m. at Tuscaloosa, Ala. (Foster Auditorium)



Mississippi 69 • 12-6 (2-3 SEC)

##	Player	Total	3-Ptr			Rebounds			PF	TP	A	TO	Blk	Stl	Min
			FG-FGA	FG-FGA	FT-FTA	Off	Def	Tot							
03	McFarland, Valencia	*	9-16	3-4	4-5	0	1	1	0	25	9	2	0	1	39
22	Byrd, Nikki	*	0-3	0-0	0-0	0	3	3	3	0	0	3	2	0	8
25	Marbra, Courtney	*	4-8	0-0	0-0	3	4	7	3	8	1	2	0	0	30
30	Hameth, Whitney	*	5-11	4-6	1-2	0	3	3	2	15	2	3	0	1	37
32	Faleru, Tia	*	4-10	0-0	0-0	6	3	9	2	8	2	1	0	2	37
11	Jenkins, Kenyotta	g	0-1	0-0	0-0	0	1	1	3	0	0	0	0	0	9
15	Hope, Pa'Sonna	g	0-0	0-0	0-0	0	1	1	1	0	0	0	0	0	1
20	Singletary, Amber	g	0-0	0-0	1-2	0	0	0	0	1	0	1	0	1	4
21	McCray, Danielle	g	3-4	0-0	0-0	0	6	6	4	6	0	1	1	2	24
23	Laws, LaTosha	g	1-2	0-0	0-0	0	0	0	0	2	0	0	0	0	3
42	Jackson, Monique	g	2-4	0-0	0-0	1	2	3	0	4	0	3	0	0	8
	Team					2	3	5							
	Totals		28-59	7-10	6-9	12	27	39	18	69	14	16	3	7	200

FG % 1st Half: 16.32 50.0% 2nd half: 12.27 44.4% Game: 28-59 47.5%  
3FG % 1st Half: 5-7 71.4% 2nd half: 2-3 66.7% Game: 7-10 70.0%  
FT % 1st Half: 1-3 33.3% 2nd half: 5-6 83.3% Game: 6-9 66.7%

Alabama 55 • 10-9 (0-5 SEC)

##	Player	Total	3-Ptr			Rebounds			PF	TP	A	TO	Blk	Stl	Min
			FG-FGA	FG-FGA	FT-FTA	Off	Def	Tot							
01	Daniels, Anecseh	*	4-7	0-0	0-2	1	0	1	2	8	0	1	0	0	23
03	Robinson, Jasmine	*	3-10	1-2	5-6	2	4	6	3	12	1	2	1	2	34
14	Hogue, Erin	*	1-1	0-0	0-0	0	2	2	1	2	1	1	0	0	11
22	Lec, Khristin	*	1-6	0-0	3-4	6	2	8	2	5	7	3	0	1	28
23	Russell, Ericka	*	1-8	0-7	0-0	0	0	0	1	2	1	1	0	1	15
05	Farmer, Celiscia	g	3-6	2-4	0-0	0	0	0	0	8	0	0	1	0	22
10	Perkins, Meghan	g	2-7	0-1	0-0	2	5	7	1	4	4	3	2	2	31
15	Waters, Erika	g	0-0	0-0	0-0	0	0	0	0	0	0	1	0	0	2
21	Crosby, Kyra	g	5-9	0-0	4-8	1	2	3	3	14	0	4	2	1	31
33	Merritt, Jessica	g	0-1	0-0	0-0	0	3	3	0	0	0	1	0	0	3
	Team					2	3	5							
	Totals		20-55	3-14	12-20	14	21	35	14	55	14	17	6	7	200

FG % 1st Half: 12.26 46.2% 2nd half: 8.29 27.6% Game: 20-55 36.4%  
3FG % 1st Half: 2-7 28.6% 2nd half: 1-7 14.3% Game: 3-14 21.4%  
FT % 1st Half: 5-10 50.0% 2nd half: 7-10 70.0% Game: 12-20 60.0%

Officials: Mary Day, Eric Baker, Dawn Marsh  
Technical fouls: Mississippi-None. Alabama-None.  
Attendance: 1639

Score by periods	1st	2nd	Total
Mississippi	38	31	69
Alabama	31	24	55

GAME 21



GAME 22



Official Basketball Box Score - Game Totals - Final Statistics  
Alabama vs #7 KENTUCKY  
01/29/12 2:05 pm at Memorial Coliseum, Lexington, KY



Alabama 68 • 10-12, 0-8

#	Player	Total	3-Ptr		Rebounds			PF	TP	A	TO	Blk	Stl	Min	
			FG-FGA	FG-FGA	FT-FTA	Off	Def								Tot
21	Crosby, Kyra	f	5-9	0-0	4-4	1	2	3	5	14	0	1	2	0	17
03	Robinson, Jasmine	g	5-16	2-4	2-7	1	2	3	2	14	1	3	0	0	35
05	Farmer, Celicia	g	1-2	0-0	1-2	1	2	3	1	3	0	2	0	0	15
10	Perkins, Meghan	g	4-9	0-0	1-2	1	5	6	2	9	1	4	0	1	27
22	Lee, Khristin	g	3-10	0-0	6-8	3	3	6	4	12	2	7	0	2	31
01	Daniels, Anecseh	g	4-7	0-1	0-3	1	2	3	5	8	1	2	0	0	21
12	Myers, Shafontaye	g	0-4	0-2	0-0	1	2	3	1	0	0	3	0	1	17
14	Hogue, Erin	g	0-1	0-0	0-0	1	1	2	1	0	0	1	0	0	10
33	Merritt, Jessica	g	2-6	0-1	4-6	3	5	8	1	8	1	1	0	3	27
Team					4	6	10								
Totals			24-64	2-8	18-32	17	30	47	22	68	6	25	2	7	200

FG % 1st Half: 8-26 30.8% 2nd half: 16-38 42.1% Game: 24-64 37.5%  
3FG % 1st Half: 2-5 40.0% 2nd half: 0-3 0.0% Game: 2-8 25.0%  
FT % 1st Half: 11-18 61.1% 2nd half: 7-14 50.0% Game: 18-32 56.3%

Deadball Rebounds 8.2

#7 KENTUCKY 82 • 20-2, 9-0

#	Player	Total	3-Ptr		Rebounds			PF	TP	A	TO	Blk	Stl	Min	
			FG-FGA	FG-FGA	FT-FTA	Off	Def								Tot
40	Henderson, Brittany	f	3-4	0-0	1-2	1	6	7	1	7	0	2	2	1	20
01	Mathies, A dia	g	5-15	3-7	0-1	2	2	4	4	13	2	2	0	1	28
13	Goss, Bria	g	5-12	0-4	1-2	0	2	2	0	11	1	2	0	3	23
24	Smith, Amber	g	1-5	0-2	0-0	0	2	2	2	2	2	3	0	1	19
32	Evans, Kastine	g	3-5	1-1	0-2	3	3	6	3	7	2	2	1	0	29
03	Riley, Crystal	g	1-3	0-1	0-0	1	1	2	0	2	0	1	0	0	8
04	Snowden, Keyla	g	4-7	3-4	3-4	0	2	2	3	14	1	1	1	0	21
10	Pinkett, Bernisha	g	2-6	0-2	2-2	1	2	3	2	6	1	1	0	1	14
20	Conwright, Macgan	g	3-5	0-0	2-2	0	0	0	5	8	0	1	0	0	12
23	Walker, Samaria	g	4-6	0-0	1-2	3	4	7	3	9	1	1	0	0	14
31	Drake, Samantha	g	0-0	0-0	0-2	0	2	2	0	0	0	1	0	0	5
50	Bishop, Azia	g	1-2	1-1	0-2	0	0	0	1	3	1	0	1	0	7
Team					2	2	4								
Totals			32-70	8-22	10-21	13	28	41	26	82	11	17	5	7	200

FG % 1st Half: 19-39 48.7% 2nd half: 13-31 41.9% Game: 32-70 45.7%  
3FG % 1st Half: 5-15 33.3% 2nd half: 3-7 42.9% Game: 8-22 36.4%  
FT % 1st Half: 3-6 50.0% 2nd half: 7-15 46.7% Game: 10-21 47.6%

Deadball Rebounds 4.1

Officials: Beverly Roberts, Eric Brewton, Bruce Morris  
Technical fouls: Alabama-None. #7 KENTUCKY-None.  
Attendance: 7871

Score by periods	1st	2nd	Total
Alabama	29	39	68
#7 KENTUCKY	46	36	82

GAME 24



Official Basketball Box Score - Game Totals - Final Statistics  
#20 Georgia vs Alabama  
2/5/12 2 p.m. at Tuscaloosa, Ala. (Coleman Coliseum)



#20 Georgia 81 • 18-6, 7-4 SEC

#	Player	Total	3-Ptr		Rebounds			PF	TP	A	TO	Blk	Stl	Min	
			FG-FGA	FG-FGA	FT-FTA	Off	Def								Tot
01	Khaalidah Miller	*	4-13	2-4	4-4	0	4	4	2	14	1	1	0	1	35
03	Anne Marie Armstrong	*	6-9	1-1	0-0	2	3	5	4	13	4	1	1	2	28
11	Meredith Mitchell	*	0-0	0-0	0-0	0	1	1	0	0	0	0	0	2	
12	Jasmine Hassell	*	5-8	0-0	0-3	2	2	4	3	10	1	1	0	0	16
31	Erika Ford	*	1-5	0-0	0-0	0	2	2	1	2	2	0	0	1	21
04	Danielle Bennett	*	1-5	0-2	0-0	2	1	3	1	2	0	0	0	1	15
10	Jasmine James	*	6-10	0-1	6-10	0	8	8	1	18	4	6	0	2	32
15	Krista Donald	*	7-14	0-0	4-7	6	3	9	1	18	1	1	0	0	24
23	Tamika Willis	*	2-3	0-0	0-0	0	1	1	3	4	2	1	0	1	24
33	Brittney Crews	*	0-0	0-0	0-0	0	0	0	1	0	0	0	0	0	3
Team					4	5	9								
Totals			32-67	3-8	14-24	16	30	46	17	81	15	12	1	8	200

FG % 1st Half: 11-30 36.7% 2nd half: 21-37 56.8% Game: 32-67 47.8%  
3FG % 1st Half: 2-3 66.7% 2nd half: 1-5 20.0% Game: 3-8 37.5%  
FT % 1st Half: 12-17 70.6% 2nd half: 2-7 28.6% Game: 14-24 58.3%

Deadball Rebounds 4

Alabama 66 • 10-14, 0-10 SEC

#	Player	Total	3-Ptr		Rebounds			PF	TP	A	TO	Blk	Stl	Min	
			FG-FGA	FG-FGA	FT-FTA	Off	Def								Tot
03	Robinson, Jasmine	*	5-17	1-6	0-1	3	2	5	1	11	0	4	0	1	36
14	Hogue, Erin	*	1-4	0-0	2-2	2	3	5	2	4	0	1	0	1	16
21	Crosby, Kyra	*	0-4	0-0	0-0	2	1	3	5	0	3	2	0	0	19
22	Lee, Khristin	*	1-2	0-0	2-3	1	1	2	3	4	3	2	1	0	27
33	Merritt, Jessica	*	4-11	0-1	1-2	1	2	3	2	9	2	1	0	1	26
01	Daniels, Anecseh	*	3-4	0-0	0-0	1	2	3	4	6	1	1	0	0	16
05	Farmer, Celicia	*	0-2	0-0	0-0	1	2	3	0	0	0	0	0	1	5
10	Perkins, Meghan	*	6-9	0-0	4-5	4	4	8	1	16	2	1	2	2	27
12	Myers, Shafontaye	*	6-16	4-14	0-0	0	1	1	1	16	1	1	0	3	28
Team					1	7	8								
Totals			26-69	5-21	9-13	16	25	41	19	66	11	15	5	9	200

FG % 1st Half: 12-34 35.3% 2nd half: 14-35 40.0% Game: 26-69 37.7%  
3FG % 1st Half: 2-4 50.0% 2nd half: 3-15 20.0% Game: 5-21 23.8%  
FT % 1st Half: 5-7 71.4% 2nd half: 4-6 66.7% Game: 9-13 69.2%

Deadball Rebounds 1

Officials: Lisa Mattingly, Cameron Inouye, Ed Sidlasky  
Technical fouls: #20 Georgia-None. Alabama-None.  
Attendance: 1911

Score by periods	1st	2nd	Total
#20 Georgia	36	45	81
Alabama	31	35	66

GAME 23



Official Basketball Box Score - Game Totals - Final Statistics  
Alabama vs ARKANSAS  
02-02-12 7 p.m. at Fayetteville, Ark. (Bud Walton Arena)



Alabama 52 • 10-13, 0-9 SEC

#	Player	Total	3-Ptr		Rebounds			PF	TP	A	TO	Blk	Stl	Min	
			FG-FGA	FG-FGA	FT-FTA	Off	Def								Tot
14	Hogue, Erin	f	1-7	0-0	0-2	1	4	5	2	2	1	1	2	0	29
21	Crosby, Kyra	f	3-8	0-0	8-11	2	4	6	2	14	0	4	1	3	28
03	Robinson, Jasmine	g	2-9	0-4	6-9	0	1	1	2	10	0	2	0	3	34
22	Lee, Khristin	g	0-5	0-0	4-6	0	1	1	2	4	2	2	0	1	24
33	Merritt, Jessica	g	4-7	0-1	4-6	2	6	8	3	12	4	4	1	3	28
01	Daniels, Anecseh	g	0-1	0-0	0-0	1	2	3	0	0	2	0	1	1	10
05	Farmer, Celicia	g	2-4	2-3	0-0	0	4	4	4	6	0	2	3	0	24
12	Myers, Shafontaye	g	1-7	1-4	1-2	1	0	1	0	4	1	3	0	2	20
15	Waters, Erika	g	0-0	0-0	0-0	0	0	0	0	0	0	0	0	0	3
Team					2	1	3								
Totals			13-48	3-12	23-36	9	23	32	18	52	8	20	7	13	200

FG % 1st Half: 4-22 18.2% 2nd half: 9-26 34.6% Game: 13-48 27.1%  
3FG % 1st Half: 0-6 0.0% 2nd half: 3-6 50.0% Game: 3-12 25.0%  
FT % 1st Half: 8-12 66.7% 2nd half: 15-24 62.5% Game: 23-36 63.9%

Deadball Rebounds 8.1

ARKANSAS 70 • 17-5, 6-4 SEC

#	Player	Total	3-Ptr		Rebounds			PF	TP	A	TO	Blk	Stl	Min	
			FG-FGA	FG-FGA	FT-FTA	Off	Def								Tot
04	WATKINS, Sarah	f	5-9	0-0	1-2	4	0	4	4	11	0	4	2	2	18
12	DANIELS, Ashley	f	5-8	0-0	2-5	2	4	6	2	12	0	1	0	0	22
21	ROBINSON, Dominique	f	2-5	1-2	0-0	0	4	4	1	5	0	2	0	1	19
22	RICKETTS, C'eira	g	2-5	1-1	0-0	0	3	3	1	5	4	0	2	2	22
33	HARRIS, Lyndsay	g	4-10	3-6	0-1	0	4	4	1	11	2	2	0	1	23
01	PEAK, Keira	g	3-5	0-0	1-1	5	2	7	2	7	2	2	0	1	11
02	HATCHER, Kelsey	g	0-4	0-2	0-0	0	1								

GAME 26



Official Basketball Box Score - Game Totals - Final Statistics  
 LSU vs Alabama  
 02/12/12 1 p.m. CT at Tuscaloosa, Ala. (Foster Auditorium)



LSU 51 • 17-8, 7-5 SEC

##	Player	Total			3-Ptr			Rebounds			PF	TP	A	TO	Blk	Stl	Min
		FG	FGA	FT	FTA	FG	FGA	FT	FTA	Off							
10	WEBB, Adrienne	* 3-9	0-2	2-2	1	3	4	3	8	0	2	1	0	37			
23	McKINNEY, Shanee	* 0-1	0-0	0-0	0	0	0	1	0	0	1	1	0	9			
25	BLACK, Swayze	* 0-1	0-0	0-0	0	1	1	1	0	0	1	0	1	13			
35	TURNBOW, Taylor	* 2-4	0-0	0-2	0	5	5	1	4	1	2	1	1	29			
5	KENNEY, Jeanne	* 1-3	0-0	0-2	0	0	0	4	2	0	1	0	0	22			
22	JONES, Courtney	2-11	0-0	3-4	3	9	12	3	7	0	3	0	0	25			
24	PLAISANCE, Theresa	0-1	0-0	0-0	1	1	2	3	0	0	2	1	0	14			
3	LUTLEY, Bianca	3-6	0-0	3-3	1	2	3	0	9	1	3	0	2	23			
55	BARRETT, LaSondra	4-9	0-0	13-20	6	6	12	2	21	2	3	0	1	28			
Team					2	5	7										
Totals		15-45	0-2	21-33	14	32	46	18	51	4	18	4	5	200			
FG % 1st Half: 7-21		33.3%	2nd half: 8-24		33.3%	Game: 15-45		33.3%					Deadball Rebounds 5				
3FG % 1st Half: 0-1		0.0%	2nd half: 0-1		0.0%	Game: 0-2		0.0%									
FT % 1st Half: 8-10		80.0%	2nd half: 13-23		56.5%	Game: 21-33		63.6%									

Alabama 46 • 11-15, 1-11 SEC

##	Player	Total			3-Ptr			Rebounds			PF	TP	A	TO	Blk	Stl	Min
		FG	FGA	FT	FTA	FG	FGA	FT	FTA	Off							
03	Robinson, Jasmine	* 2-11	0-4	4-6	0	5	5	3	8	0	1	0	0	39			
21	Crosby, Kyra	* 3-9	0-0	0-0	0	1	1	3	6	1	0	0	0	19			
22	Lee, Khristin	* 1-3	0-1	2-2	2	1	3	4	4	2	1	0	0	20			
26	Perkins, Meghan	* 4-8	0-1	2-2	2	1	3	4	10	2	1	0	1	29			
33	Merritt, Jessica	* 1-4	0-1	2-2	3	3	6	4	4	1	1	1	3	20			
01	Daniels, Anecah	1-6	0-0	2-4	4	3	7	5	4	0	3	1	0	22			
05	Farmer, Celiscia	0-3	0-0	0-2	0	3	3	2	0	2	0	0	0	20			
12	Myers, Shafontaye	4-16	2-10	0-0	0	3	3	1	10	1	3	0	1	31			
Team					3	3	6										
Totals		16-60	2-17	12-18	14	23	37	26	46	9	10	2	5	200			
FG % 1st Half: 11-32		34.4%	2nd half: 5-28		17.9%	Game: 16-60		26.7%					Deadball Rebounds 4				
3FG % 1st Half: 1-7		14.3%	2nd half: 1-10		10.0%	Game: 2-17		11.8%									
FT % 1st Half: 4-8		50.0%	2nd half: 8-10		80.0%	Game: 12-18		66.7%									

Officials: Lawson Newton, Metta Roberts, Frank Strator  
 Technical fouls: LSU-PLAISANCE, Theresa. Alabama-Crosby, Kyra.  
 Attendance: 1757  
 Kyra Crosby ejected at 16:25

Score by periods	1st	2nd	Total
LSU	22	29	51
Alabama	27	19	46

GAME 27



Official Basketball Box Score - Game Totals - Final Statistics  
 #7 KENTUCKY vs Alabama  
 02/16/12 6:30 p.m. at Tuscaloosa, Ala. (Foster Auditorium)



#7 KENTUCKY 75 • 21-5, 10-3 SEC

##	Player	Total			3-Ptr			Rebounds			PF	TP	A	TO	Blk	Stl	Min
		FG	FGA	FT	FTA	FG	FGA	FT	FTA	Off							
01	Mathies, A'dia	* 11-20	2-2	2-4	3	1	4	2	26	5	3	1	6	30			
13	Goss, Bria	* 4-13	2-3	2-2	0	4	4	3	12	1	4	0	1	30			
23	Walker, Samarie	* 6-7	0-0	1-4	2	3	5	4	13	1	1	0	3	17			
24	Smith, Amber	* 0-0	0-0	0-0	0	0	0	0	0	1	3	0	0	7			
50	Bishop, Azia	* 4-6	0-0	0-0	2	4	6	4	8	0	1	2	0	22			
03	Riley, Crystal	0-0	0-0	0-0	0	0	0	0	0	0	2	0	0	1			
04	Snowden, Keyla	2-9	0-1	0-0	0	0	0	4	4	2	3	0	1	17			
10	Pinkett, Bernisha	1-6	0-1	0-0	1	0	1	4	2	1	2	1	1	13			
20	Conwright, Macgan	1-2	0-0	0-0	1	0	1	2	2	2	4	2	0	19			
25	Ali, Bra'Shey	1-1	0-0	0-0	1	1	2	0	2	0	0	1	0	5			
31	Drake, Samantha	0-0	0-0	0-0	0	0	0	0	0	0	0	0	0	2			
32	Ewans, Kastine	1-4	0-1	0-0	0	2	2	1	2	1	1	0	0	32			
40	Henderson, Brittany	2-3	0-0	0-0	0	1	1	0	4	0	0	0	0	5			
Team					6	1	7										
Totals		33-71	4-8	5-10	16	17	33	24	75	16	22	5	12	200			
FG % 1st Half: 12-36		33.3%	2nd half: 21-35		60.0%	Game: 33-71		46.5%					Deadball Rebounds 2				
3FG % 1st Half: 1-4		25.0%	2nd half: 3-4		75.0%	Game: 4-8		50.0%									
FT % 1st Half: 3-6		50.0%	2nd half: 2-4		50.0%	Game: 5-10		50.0%									

Alabama 77 • 12-15, 2-11 SEC

##	Player	Total			3-Ptr			Rebounds			PF	TP	A	TO	Blk	Stl	Min
		FG	FGA	FT	FTA	FG	FGA	FT	FTA	Off							
03	Robinson, Jasmine	* 6-11	0-2	5-10	2	4	6	3	17	1	5	0	3	36			
10	Perkins, Meghan	* 6-7	0-0	2-2	2	2	4	4	14	2	7	1	0	21			
21	Crosby, Kyra	* 4-11	0-0	2-2	1	0	1	3	10	1	4	0	1	23			
22	Lee, Khristin	* 0-2	0-0	2-2	0	2	2	5	2	4	3	2	3	24			
33	Merritt, Jessica	* 2-5	0-1	5-6	3	4	7	1	9	0	2	0	0	34			
01	Daniels, Anecah	4-5	0-0	1-1	1	4	5	2	9	2	3	0	2	21			
05	Farmer, Celiscia	4-7	1-1	0-0	0	2	2	1	9	1	2	0	1	12			
12	Myers, Shafontaye	3-6	0-1	1-2	0	2	2	2	7	3	3	0	1	29			
Team					4	5	9										
Totals		29-54	1-5	18-25	13	25	38	21	77	14	30	3	11	200			
FG % 1st Half: 21-30		70.0%	2nd half: 8-24		33.3%	Game: 29-54		53.7%					Deadball Rebounds 2				
3FG % 1st Half: 1-3		33.3%	2nd half: 0-2		0.0%	Game: 1-5		20.0%									
FT % 1st Half: 7-9		77.8%	2nd half: 11-16		68.8%	Game: 18-25		72.0%									

Officials: Dennis DeMayo, Jennifer Rezac, Michael McConnell  
 Technical fouls: #7 KENTUCKY-None. Alabama-None.  
 Attendance: 1156

Score by periods	1st	2nd	Total
#7 KENTUCKY	28	47	75
Alabama	50	27	77



Alabama's win over No. 7 Kentucky was the Tide's first victory against a ranked opponent since 2002.



GAME 28



Official Basketball Box Score - Game Totals - Final Statistics  
South Carolina vs Alabama  
02/19/12 2 p.m. at Tuscaloosa, Ala. (Foster Auditorium)



South Carolina 69 • 20-7, 9-5 SEC

#	Player	Total			3-Ptr			Rebounds			PF	TP	A	TO	Blk	Stl	Min
		FG	FGA	FT	FTA	Off	Def	Total	Off	Def							
03	WALKER, Ieasia	* 1-4	0-0	8-10	0	4	4	2	10	4	3	0	1	29			
05	GRANT, Markeshia	* 4-8	3-4	0-0	0	1	1	2	11	2	2	0	0	29			
11	SUTTON, La'Keisha	* 5-7	1-2	2-3	1	6	7	0	13	2	5	1	1	33			
12	STEPHENS, Charence	* 3-4	0-0	0-2	0	5	5	2	6	1	2	2	0	23			
22	NEWTON, Courtney	* 1-2	1-2	0-0	1	1	2	2	3	0	1	0	1	16			
01	WILSON, Ebony	1-2	0-0	2-2	1	1	2	2	4	0	1	0	1	16			
20	WHITE, Sancheon	0-1	0-0	0-2	0	0	0	1	0	0	2	0	0	9			
21	BRUNER, Ashley	4-7	0-0	0-2	0	2	2	3	8	1	3	1	3	19			
23	ROY, Tina	0-1	0-1	0-0	0	0	0	1	0	0	1	0	0	4			
24	WELCH, Aleighsa	4-6	0-0	1-1	1	4	5	2	9	1	1	0	0	12			
33	IBIAM, Elem	2-3	0-0	1-1	1	3	4	1	5	0	0	0	0	10			
Team					1	4	5										
Totals		25-45	5-9	14-23	6	31	37	18	69	11	21	5	7	200			
FG % 1st Half:		15-29	51.7%	2nd half:	10-16	62.5%	Game:	25-45	55.6%	Deadball Rebounds							
3FG % 1st Half:		3-5	60.0%	2nd half:	2-4	50.0%	Game:	5-9	55.6%	4							
FT % 1st Half:		5-7	71.4%	2nd half:	9-16	56.3%	Game:	14-23	60.9%								

Alabama 55 • 12-16, 2-12 SEC

#	Player	Total			3-Ptr			Rebounds			PF	TP	A	TO	Blk	Stl	Min
		FG	FGA	FT	FTA	Off	Def	Total	Off	Def							
03	Robinson, Jasmine	* 5-12	1-3	6-8	2	0	2	0	17	0	1	0	2	35			
10	Perkins, Meghan	* 2-8	0-1	5-6	2	4	6	5	9	0	2	1	1	36			
21	Crosby, Kyra	* 5-20	0-0	1-2	7	3	10	3	11	2	4	1	1	36			
22	Lee, Khristin	* 3-9	0-0	1-3	6	2	8	4	7	3	5	0	4	31			
33	Merritt, Jessica	* 2-6	0-0	2-2	1	4	5	2	6	1	0	1	0	28			
05	Farmer, Celiscia	1-4	0-0	0-0	0	1	1	3	2	0	0	0	1	8			
12	Myers, Shafontaye	1-10	1-7	0-0	2	2	4	1	3	1	2	0	4	26			
Team					2	3	5										
Totals		19-69	2-11	15-21	22	19	41	18	55	7	14	2	13	200			
FG % 1st Half:		11-34	32.4%	2nd half:	8-35	22.9%	Game:	19-69	27.5%	Deadball Rebounds							
3FG % 1st Half:		0-3	0.0%	2nd half:	2-8	25.0%	Game:	2-11	18.2%	3							
FT % 1st Half:		4-5	80.0%	2nd half:	11-16	68.8%	Game:	15-21	71.4%								

Officials: Cameron Inouye, Bruce Morris, Jules Gallien  
Technical fouls: South Carolina-None. Alabama-None.  
Attendance: 1457

Score by periods	1st	2nd	Total
South Carolina	38	31	69
Alabama	26	29	55

GAME 30



Official Basketball Box Score - Game Totals - Final Statistics  
Alabama vs Vanderbilt  
02/26/12 3:05 p.m. at Nashville, Tenn. (Memorial Gymnasium)



Alabama 54 • 12-18, 2-14 SEC

#	Player	Total			3-Ptr			Rebounds			PF	TP	A	TO	Blk	Stl	Min
		FG	FGA	FT	FTA	Off	Def	Total	Off	Def							
21	Crosby, Kyra	f 4-11	0-0	4-11	1	3	4	1	12	1	5	1	0	26			
03	Robinson, Jasmine	g 5-14	1-3	5-6	1	4	5	0	16	0	1	0	3	35			
10	Perkins, Meghan	g 1-5	0-0	6-6	2	4	6	4	8	3	3	0	2	30			
22	Lee, Khristin	g 1-2	0-0	2-2	1	2	3	4	4	2	3	1	1	27			
33	Merritt, Jessica	g 2-3	0-0	0-0	0	3	3	2	4	0	2	0	0	28			
01	Daniels, Anesah	0-1	0-0	1-2	2	0	2	4	1	0	5	0	0	15			
05	Farmer, Celiscia	1-3	1-2	0-0	0	1	1	0	3	0	0	0	0	12			
12	Myers, Shafontaye	2-9	1-8	1-2	0	2	2	1	6	1	2	0	2	27			
Team					2	1	3										
Totals		16-48	3-13	19-29	9	20	29	16	54	7	21	2	8	200			
FG % 1st Half:		8-22	36.4%	2nd half:	8-26	30.8%	Game:	16-48	33.3%	Deadball Rebounds							
3FG % 1st Half:		1-7	14.3%	2nd half:	2-6	33.3%	Game:	3-13	23.1%	6							
FT % 1st Half:		5-9	55.6%	2nd half:	14-20	70.0%	Game:	19-29	65.5%								

Vanderbilt 67 • 21-8, 9-7 SEC

#	Player	Total			3-Ptr			Rebounds			PF	TP	A	TO	Blk	Stl	Min
		FG	FGA	FT	FTA	Off	Def	Total	Off	Def							
12	COLEMAN, Jordan	f 1-2	0-0	0-0	1	3	4	4	2	2	1	0	0	27			
21	HOLZER, Stephanie	c 6-11	0-0	0-0	2	6	8	3	12	1	3	0	0	22			
10	FOGGIE, Christina	g 8-15	2-7	0-0	3	4	7	3	18	1	3	0	0	33			
11	LISTER, Jasmine	g 5-14	1-6	5-5	2	5	7	2	16	7	4	0	2	39			
30	BROWN, Elan	g 1-6	0-2	0-0	2	6	8	3	2	0	5	1	0	29			
03	NDIP, Nadine	0-0	0-0	0-0	0	0	0	1	0	0	0	0	0	1			
05	SCHRRAN, Kady	1-4	0-1	0-0	0	0	0	0	2	2	1	0	1	20			
32	SMITH, Gabby	0-2	0-1	2-2	0	0	0	0	2	0	1	0	0	10			
34	CLARKE, Tiffany	1-1	0-0	7-8	1	1	2	5	9	0	2	0	1	13			
55	WATKINS, Clair	2-4	0-0	0-0	0	1	1	1	4	0	0	0	0	6			
Team					2	1	3										
Totals		25-59	3-17	14-15	13	27	40	22	67	13	20	1	4	200			
FG % 1st Half:		15-34	44.1%	2nd half:	10-25	40.0%	Game:	25-59	33.3%	Deadball Rebounds							
3FG % 1st Half:		2-10	20.0%	2nd half:	1-7	14.3%	Game:	3-17	17.6%	2							
FT % 1st Half:		7-7	100.0%	2nd half:	7-8	87.5%	Game:	14-15	93.3%								

Officials: Jesse Dickerson, Bill Larence, Eric Baker  
Technical fouls: Alabama-None. Vanderbilt-None.  
Attendance: 4591

Score by periods	1st	2nd	Total
Alabama	22	32	54
Vanderbilt	39	28	67

GAME 29



Official Basketball Box Score - Game Totals - Final Statistics  
Alabama vs Auburn  
02-23-12 8 p.m. at Auburn, Ala. - Auburn Arena



Alabama 40 • 12-17, 2-13 SEC

#	Player	Total			3-Ptr			Rebounds			PF	TP	A	TO	Blk	Stl	Min
		FG	FGA	FT	FTA	Off	Def	Total	Off	Def							
21	Crosby, Kyra	f 1-7	0-0	3-4	0	0	0	5	5	3	8	0	1	34			
03	Robinson, Jasmine	g 1-6	0-1	2-2	0	1	1	4	4	0	2	0	0	21			
05	Farmer, Celiscia	g 2-7	0-1	0-0	2	2	4	3	4	0	1	0	0	30			
22	Lee, Khristin	g 0-3	0-1	3-4	0	3	3	4	3	3	8	0	0	30			
33	Merritt, Jessica	g 6-10	1-2	2-2	3	3	6	1	15	0	6	0	4	32			
01	Daniels, Anesah	3-7	0-0	0-0	3	6	9	2	6	0	1	1	0	20			
02	Bush, Kristin	0-0	0-0	0-0	0	0	0	0	0	0	1	0	0	2			
12	Myers, Shafontaye	1-4	1-3	0-0	0	3	3	2	3	0	2	0	0	24			
15	Waters, Erika	0-0	0-0	0-0	1	2	3	1	0	0	0	0	0	7			
Team					2	3	5										
Totals		14-44	2-8	10-12	11	23	34	22	40	6	29	1	5	200			
FG % 1st Half:		8-21	38.1%	2nd half:	6-23	26.1%	Game:	14-44	31.8%	Deadball Rebounds							
3FG % 1st Half:		2-4	50.0%	2nd half:	0-4	0.0%	Game:	2-8	25.0%	1							
FT % 1st Half:		5-6	83.3%	2nd half:	5-6	83.3%	Game:	10-12	83.3%								

Auburn 81 • 12-16, 4-11 SEC

#	Player	Total			3-Ptr			Rebounds			PF	TP	A	TO	Blk	Stl	Min
		FG	FGA	FT	FTA	Off	Def	Total	Off	Def							
14	Alverson, Blanche	f 5-8	5-8	0-0	0	1	1	0	15	4	1	0	0	24			
25	Williams, Jassany	f 1-4	0-0	0-0	1	4	5	2	2	0	1	2	1	16			
32	Tanner, Tyrese	f 8-13	0-0	7-10	0	2	2	2	23	3	1	0	1	28			
03	Ouardad, Najat	g 4-4	2-2	0-0	0	2	2	10	5	3	0	0	1	25			
04	Simmons, Parrisha	g 0-0	0-0	1-1	2	1	3	2	0	3	1	0	5	22			
00	Muhammad, Hasina	4-10	0-0	0-0	2	1	3	1	8	4	0	0	2	17			
02	Jennings, Morgan	1-4	0-0	0-0	1	1	2	0	2	3	2	0	4	14			
20	West, Pascale	0-1	0-0	0-0	2	0	2	1	0	0	0	1	0	7			
22	Glymph, Camille	5-13	3-8														



**YEAR-BY-YEAR TEAM STATISTICS**

SEASON	G	FG-FGA	FG%	3FG-FGA	3FG%	FT-FTA	FT%	REB	AVG	PF-FO	A	TO	BL	S	PTS	AVG
1974-75	25	722-2066	.349	0-0	.000	294-521	.564	941	37.6	606-0	0	0	0	0	1,738	69.5
1975-76	22	664-1530	.434	0-0	.000	261-499	.523	920	41.8	402-0	375	547	0	265	1,589	72.2
1976-77	28	881-2145	.411	0-0	.000	347-581	.597	1245	44.5	664-0	332	638	0	254	2,109	75.3
1977-78	31	931-2145	.434	0-0	.000	343-569	.603	1328	42.8	605-0	424	792	0	0	2,205	71.1
1978-79	26	752-1684	.447	0-0	.000	468-681	.687	1098	42.2	531-0	166	458	48	170	1,972	75.8
1979-80	27	760-1767	.430	0-0	.000	426-599	.711	1045	38.7	572-0	365	517	89	223	1,946	72.1
1980-81	33	1031-2330	.442	0-0	.000	427-634	.674	1300	39.4	563-20	636	555	107	305	2,489	75.4
1981-82	28	829-1799	.461	0-0	.000	305-485	.629	1111	39.7	431-8	428	451	62	215	1,963	70.1
1982-83	29	818-1896	.431	0-0	.000	401-628	.639	1198	41.3	537-0	351	471	76	233	2,037	70.2
1983-84	32	1056-2208	.478	0-0	.000	342-537	.637	1371	42.8	649-0	521	555	98	348	2,454	76.7
1984-85	28	880-1826	.482	0-0	.000	386-595	.649	1144	40.9	530-17	420	578	68	305	2,146	76.6
1985-86	29	914-1874	.488	0-0	.000	417-596	.700	1101	38.0	515-14	495	497	46	270	2,245	77.4
1986-87	29	897-1903	.471	0-0	.000	462-744	.621	1168	40.3	621-17	437	532	53	337	2,256	77.8
1987-88	28	849-1828	.464	40-141	.284	411-651	.631	1129	40.3	597-16	434	614	61	344	2,149	76.8
1988-89	29	836-1875	.446	38-117	.325	417-629	.663	1316	45.4	612-14	391	618	47	226	2,127	73.3
1989-90	28	711-1858	.383	104-324	.321	393-606	.649	1276	45.6	516-15	516	307	58	80	1,919	68.5
1990-91	29	761-1755	.434	97-281	.345	550-803	.685	1224	42.2	561-15	450	580	60	276	2,169	74.8
1991-92	30	942-2235	.421	248-765	.324	505-724	.698	1399	46.6	666-13	500	573	51	406	2,637	87.9
1992-93	31	970-2232	.435	237-696	.341	511-736	.694	1393	44.9	645-11	546	590	92	411	2,688	86.7
1993-94	33	1032-2343	.440	223-691	.323	553-831	.665	1622	49.2	717-19	597	598	135	356	2,840	86.1
1994-95	31	934-2228	.419	226-688	.328	500-705	.709	1471	47.5	575-15	518	522	103	285	2,594	83.7
1995-96	32	922-2103	.438	179-524	.342	478-757	.631	1422	44.4	558-7	508	477	100	305	2,501	78.2
1996-97	32	890-2137	.416	175-580	.302	555-824	.674	1551	48.5	587-10	484	511	121	318	2,510	78.4
1997-98	34	948-2100	.451	198-552	.359	503-752	.669	1415	41.6	618-11	560	542	144	257	2,597	76.4
1998-99	31	837-1916	.437	164-489	.335	565-821	.688	1350	43.5	627-7	442	586	122	265	2,403	77.5
1999-00	29	720-1711	.421	122-417	.293	404-637	.634	1196	41.2	550-13	346	560	111	227	1,966	67.8
2000-01	31	698-1673	.417	148-448	.330	446-678	.658	1155	37.3	610-23	409	590	102	188	1,990	64.2
2001-02	31	809-1750	.462	191-476	.401	475-702	.677	1196	38.6	620-17	381	591	71	228	2,284	73.7
2002-03	28	644-1642	.392	179-536	.334	298-437	.682	1095	39.1	525-12	322	468	88	145	1,765	63.0
2003-04	28	683-1688	.405	169-529	.320	323-496	.651	1150	41.1	500-9	312	468	82	184	1,858	66.4
2004-05	29	676-1754	.385	156-470	.332	432-651	.664	1189	41.0	590-15	300	499	114	206	1,940	66.9
2005-06	28	599-1465	.409	94-323	.291	404-643	.628	1114	39.8	508-9	304	628	95	211	1,696	60.6
2006-07	30	668-1651	.405	151-488	.309	317-468	.677	1142	38.1	594-9	371	736	65	313	1,804	60.1
2007-08	30	620-1588	.390	98-342	.287	308-496	.621	1141	38.0	566-13	341	778	115	265	1,646	54.9
2008-09	30	714-1899	.376	149-566	.263	327-494	.662	1228	40.9	546-9	400	529	105	207	1,904	63.5
2009-10	30	738-1862	.396	128-438	.292	317-516	.614	1214	40.5	614-18	388	572	87	227	1,921	64.0
2010-11	33	795-2108	.377	137-465	.295	452-709	.638	1278	38.7	667-17	375	551	95	353	2,179	66.0
2011-12	31	659-1843	.358	103-400	.258	419-655	.640	1208	39.0	581-13	292	561	84	284	1,840	59.4

TEAM SCORING RECORDS

POINTS IN A SEASON

Season	GM	Avg	Points
1. 1993-94	33	86.1	2,840
2. 1992-93	31	86.7	2,688
3. 1991-92	30	87.9	2,637
4. 1997-98	34	76.4	2,597
5. 1994-95	31	78.2	2,594
6. 1996-97	32	78.4	2,510
7. 1995-96	32	78.2	2,501
8. 1980-81	33	75.4	2,489
9. 1983-84	32	76.7	2,454
10. 1998-99	31	77.5	2,403

POINTS IN A GAME

Date/Opponent	Points
Feb. 25, 1993 vs. Oral Roberts	122-52
March 18, 1995 vs. Duke	121-120 (4OT)
Dec. 29, 1994 vs. UNC-Asheville	119-46
Jan. 12, 1994 vs. Troy	119-43
Jan. 29, 1991 vs. Louisiana-Monroe	118-86
Dec. 18, 1992 vs. Grambling State	117-51
Jan. 13, 1992 vs. Appalachian State	114-90
Dec. 15, 1992 vs. Austin Peay	111-79
Feb. 24, 1992 vs. Mississippi Valley State	110-51
Dec. 29, 1993 vs. East Carolina	107-53
Feb. 3, 1993 vs. Loyola-Chicago	107-64
Nov. 29, 1988 vs. Tennessee State	107-43

MISCELLANEOUS SCORING RECORDS

MOST POINTS SCORED

Half	68 vs. Mississippi Valley State, second half (Feb. 24, 1992)
Game	122 vs. Oral Roberts (Feb. 25, 1993)
By Opponent - regulation	110 by Tennessee (Jan. 6, 2011)
	110 by Mississippi State (Jan. 15, 1977)
By Opponent - overtime	120 by Duke - four OTs (March 18, 1995)
Combined - regulation	204 (118-86) vs. Louisiana Monroe (Nov. 29, 1991)
	204 (103-101) vs. Florida (Jan. 4, 1992)
	204 (114-90) vs. Appalachian State (Jan. 13, 1992)
Combined - overtime	241 (121-120) vs. Duke - four OTs (March 18, 1995)
Home	122 vs. Oral Roberts (Feb. 25, 1993)
Away	119 vs. Troy (Jan. 12, 1994)
Season	2,840 in 33 games (1993-94)
Largest Margin of Victory	70 (122-52) vs. Oral Roberts (Feb. 25, 1993)
Highest Scoring Average in a Season	87.9 over 30 games (1991-92)

FEWEST POINTS SCORED

Game	34 vs. South Carolina (Feb. 9, 2003)
	34 vs. LSU (Jan. 11, 2009)
By Opponent	21 vby Georgia State (Dec. 21, 1990)
Combined	82 (48-34) vs. South Carolina (Feb. 9, 2003)
Home	34 vs. South Carolina (Feb. 9, 2003)
Away	34 vs. LSU (Jan. 11, 2009)
Season	1,589 in 22 games (1975-76)
Loss Margin	65 (45-110) at Tennessee (Jan. 6, 2011)
Lowest Scoring Average in a Season	54.9 over 30 games (2007-08)

LARGEST MARGINS OF VICTORY

VS. ALL OPPONENTS

Date	Opponent	Score	Margin
Jan. 12, 1994	at Troy	119-43	+76
Dec. 29, 1994	vs. UNC-Asheville	119-46	+73
Feb. 25, 1993	Oral Roberts	122-52	+70
Dec. 3, 1993	Coppin State	98-31	+67
Dec. 18, 1992	Grambling State	117-51	+66
Dec. 29, 1983	at Queens College	113-47	+66
Nov. 30, 1990	Tuskegee	106-41	+65
Nov. 29, 1988	Tennessee State	107-43	+64
Jan. 31, 1996	Alabama State	105-42	+63
Dec. 2, 1997	Samford	104-43	+61
Jan. 17, 1976	Tuskegee	101-40	+61
Dec. 27, 1983	vs. Xavier	102-42	+60

VS. SEC OPPONENTS

Date	Opponent	Score	Margin
Feb. 9, 1997	South Carolina	87-38	+49
Feb. 21, 1999	Vanderbilt	102-59	+43
Feb. 6, 1997	Arkansas	102-61	+41
Jan. 13, 1996	Mississippi State	97-64	+33
Jan. 31, 1995	at LSU	90-60	+30





## INDIVIDUAL SCORING RECORDS

### CAREER LEADERS

POINTS				
Name	Seasons	GM	Avg	Pts
1. Dominique Canty	1996-99	127	18.1	2,294
2. Niesa Johnson	1992-95	125	17.1	2,134
3. Carol Smith	1982-86	116	17.3	2,018
4. Yolanda Watkins	1993-97	125	14.2	1,778
5. Terri Hillard	1980-84	122	13.4	1,606
6. Tierney Jenkins	2008-11	122	12.6	1,535
7. Betsy Harris	1990-94	123	12.3	1,519
8. Shondra Johnson	1998-2002	115	12.1	1,411
9. Shalonda Enis	1995-97	64	20.5	1,309
10. Leslie Payne	1977-81	108	12.4	1,299

### SCORING AVERAGE (min. 50 games)

Name	Seasons	GM	Pts	Avg
1. Shalonda Enis	1995-97	64	1,309	20.5
2. Cassandra Crumpton	1982-84	59	1,073	18.2
3. Dominique Canty	1995-99	127	2,294	18.1
Linda Burgess	1990-92	59	1,069	18.1
5. Carol Smith	1982-86	116	2,018	17.3
6. Niesa Johnson	1992-95	125	2,134	17.1
7. Yolanda Watkins	1993-97	125	1,778	14.2
8. Terri Hillard	1980-84	122	1,606	13.4
9. Tierney Jenkins	2008-11	122	1,535	12.6
Tracey Rutledge	1985-88	85	1,069	12.6

### SINGLE-SEASON LEADERS

POINTS				
Name	Season	GM	Avg	Pts
1. Shalonda Enis	1995-96	32	23.9	766
2. Dominique Canty	1997-98	34	21.5	732
3. Niesa Johnson	1994-95	31	21.1	653
4. Dominique Canty	1998-99	31	19.7	612
5. Linda Burgess	1991-92	30	20.3	610
6. Terri Hillard	1981-82	28	20.3	569
7. Carol Smith	1985-86	29	19.4	564
8. Cassandra Crumpton	1983-84	32	17.5	559
9. Shalonda Enis	1996-97	32	17.0	543
10. Cassandra Crumpton	1982-83	29	18.3	532

### SCORING AVERAGE

Name	Season	GM	Pts	Avg
1. Shalonda Enis	1995-96	32	766	23.9
2. Dominique Canty	1997-98	34	732	21.5
3. Niesa Johnson	1994-95	31	653	21.1
4. Linda Burgess	1991-92	30	610	20.3
Terri Hillard	1981-82	28	569	20.3
6. Dominique Canty	1998-99	31	612	19.7
7. Julie Ellis	1974-75	25	490	19.6
8. Carol Smith	1985-86	29	561	19.4
9. Cassandra Crumpton	1982-83	29	532	18.3
10. Cassandra Crumpton	1983-84	32	559	17.5

### GAME LEADERS

POINTS		
Name	Date/Opponent	Points
1. Amy Lannom	Jan. 4, 1992 vs. Florida	38
2. Linda Burgess	Dec. 2, 1991 vs. Loyola-Chicago	37
3. Shalonda Enis	Nov. 29, 1995 vs. East Tennessee State	35
4. Shalonda Enis	Dec. 17, 1995 vs. Georgia	34
Linda Burgess	Jan. 7, 1991 vs. UAB	34
Cassandra Crumpton	Jan. 22, 1983 vs. LSU	34
7. Varisia Raffington	Nov. 28, 2009 vs. CSU Bakersfield	33
LaToya Thomas	Feb. 7, 2002 vs. Miss. State	33
Dominique Canty	Jan. 31, 1999 vs. Tennessee	33
Shalonda Enis	Jan. 28, 1996 vs. Tennessee	33
Yolanda Watkins	March 18, 1995 vs. Duke	33
Niesa Johnson	Jan. 3, 1995 vs. East Tennessee State	33
Carol Smith	Nov. 22, 1985 vs. Tennessee State	33
Terri Hillard	Jan. 6, 1982 vs. Mississippi State	33

### YEAR-BY-YEAR SCORING

Year	Name	Class.	Pos.	Games	Points	Avg.
1974-75	Julie Ellis	Jr.	F	25	490	19.6
1975-76	Julie Ellis	Sr.	F	22	332	15.1
1976-77	Ledeane Hutton	Fr.	G	27	300	11.1
1977-78	Sandra Murray	Soph.	C/F	31	437	14.1
1978-79	Anne Cale	Soph.	C	24	344	14.3
1979-80	Glenda Boss	Jr.	F	20	268	13.4
1980-81	Leslie Payne	Sr.	C	33	410	12.4
1981-82	Terri Hillard	Soph.	G/F	28	569	20.3
1982-83	Cassandra Crumpton	Jr.	F	29	532	18.3
1983-84	Cassandra Crumpton	Sr.	F	32	559	17.5
1984-85	Carol Smith	Jr.	C	28	491	17.5
1985-86	Carol Smith	Sr.	C	29	564	19.5
1986-87	Cynthia McDougale	Jr.	F	29	467	16.1
1987-88	Tracey Rutledge	Jr.	G	28	407	14.5
1988-89	Laura Heard	Jr.	F	27	324	12.0
1989-90	Laura Heard	Sr.	F	20	246	12.3
1990-91	Linda Burgess	Jr.	F	29	459	15.8
1991-92	Linda Burgess	Sr.	F	30	610	20.3
1992-93	Niesa Johnson	Soph.	G	31	499	16.1
1993-94	Yolanda Watkins	Soph.	F/C	33	496	15.0
	Niesa Johnson	Jr.	G	33	494	15.0
1994-95	Niesa Johnson	Sr.	G	31	685	21.1
1995-96	Shalonda Enis	Jr.	F/C	32	766	23.9
1996-97	Shalonda Enis	Sr.	F/C	32	543	17.0
1997-98	Dominique Canty	Jr.	G	34	732	21.5
1998-99	Dominique Canty	Sr.	G	31	612	19.7
1999-00	Shondra Johnson	Soph.	G	27	344	12.7
2000-01	Shondra Johnson	Jr.	G	27	361	13.4
2001-02	Shondra Johnson	Sr.	G	30	445	14.8
2002-03	Beth Vice	Sr.	G	28	349	12.5
2003-04	Monique Bivens	Jr.	G	28	402	14.4
2004-05	Monique Bivens	Sr.	G	29	350	12.1
2005-06	Navonda Moore	Jr.	G	27	338	12.5
2006-07	Navonda Moore	Sr.	G	29	395	13.6
2007-08	Tierney Jenkins	Fr.	F	30	354	11.8
2008-09	Tierney Jenkins	Soph.	F	30	333	11.1
2009-10	Tierney Jenkins	Jr.	F	29	337	11.6
2010-11	Tierney Jenkins	Sr.	F	33	511	15.5
2011-12	Jasmine Robinson	Soph.	G	31	353	11.4

### MOST POINTS IN A SEASON BY CLASS

Freshman:	488 - Niesa Johnson (1991-92)
Sophomore:	571 - Terri Hillard (1981-82)
Junior:	766 - Shalonda Enis (1995-96)
Senior:	653 - Niesa Johnson (1994-95)

### MOST POINTS IN A GAME BY CLASS

Freshman:	34 - Linda Burgess vs. UAB (Jan. 7, 1991)
Sophomore:	30 - Ericka Russell vs. Georgia (March 4, 2010)
	30 - Michelle Smith vs. Tennessee State (Nov. 29, 1988)
Junior:	35 - Shalonda Enis vs. East Tennessee State (Nov. 29, 1995)
Senior:	38 - Amy Lannom vs. Florida (Jan. 4, 1992)

## FIELD GOAL RECORDS

## TEAM RECORDS

## FIELD GOALS MADE

Game: 51 vs. Queens College (Dec. 29, 1983)

Season: 1,056 (1983-84)

## FIELD GOALS ATTEMPTED

Game: 114 vs. Duke (March 18, 1995)

Season: 2,343 (1993-94)

## FIELD GOAL PERCENTAGE

Game: .672 (37-55) vs. UAH (Jan. 9, 1986)

Season: .488; 914-1874 (1985-86)

## CAREER LEADERS

## FIELD GOALS MADE

Name	Seasons	GM	FGA	FGM
1. Dominique Canty	1995-99	127	1,628	828
Carol Smith	1982-86	116	1,498	828
3. Niesa Johnson	1991-95	125	1,775	716
4. Yolanda Watkins	1992-97	125	1,459	688
5. Terri Hillard	1980-84	122	1,442	662
6. Tierney Jenkins	2008-11	122	1,336	592
7. Cynthia McDougle	1984-89	113	1,034	532
8. Laura Vaughn	1987-91	113	1,273	518
9. Leslie Payne	1977-81	108	1,065	517
10. Shalonda Enis	1995-97	64	1,084	498

## FIELD GOALS ATTEMPTED

Name	Seasons	GM	FGM	FGA
1. Niesa Johnson	1991-95	125	716	1,775
2. Dominique Canty	1995-99	127	828	1,628
3. Carol Smith	1982-86	116	828	1,498
4. Yolanda Watkins	1992-97	125	688	1,459
5. Terri Hillard	1980-84	122	662	1,442
6. Tierney Jenkins	2008-11	122	592	1,336
7. Laura Vaughn	1987-91	113	518	1,273
8. Betsy Harris	1990-94	123	494	1,243
9. Ericka Russell	2008-12	109	414	1,170
10. Shalonda Enis	1995-97	64	498	1,084

## FIELD GOAL PERCENTAGE (min. 300 att.)

Name	Seasons	FGM	FGA	Pct
1. DeeDee Davis	1983-87	283	509	.556
2. Carol Smith	1982-86	828	1,498	.553
3. Linda Burgess	1990-92	438	802	.546
4. Laura Heard	1986-90	402	750	.536
5. Stacey Franklin	1988-92	200	374	.535
6. Gwen Hackett	1975-77	203	385	.527
7. LaNisha Cartwell	1998-02	419	810	.517
8. Justina Smith	1983-84	166	322	.516
9. Cynthia McDougle	1984-89	532	1034	.515
10. Dominique Canty	1995-99	828	1628	.509

## SINGLE-SEASON LEADERS

## FIELD GOALS MADE

Name	Season	GM	FGA	FGM
1. Shalonda Enis	1995-96	32	629	296
2. Dominique Canty	1997-98	34	506	262
3. Cassandra Crumpton	1983-84	32	515	256
4. Linda Burgess	1991-92	30	445	252
5. Terri Hillard	1981-82	28	467	237
6. Carol Smith	1985-86	29	414	231
7. Cassandra Crumpton	1982-83	29	510	227
8. Julie Ellis	1974-75	25	502	217
Carol Smith	1983-84	30	393	217
10. Niesa Johnson	1994-95	31	497	216

## FIELD GOALS ATTEMPTED

Name	Season	GM	FGM	FGA
1. Shalonda Enis	1995-96	32	296	629
2. Cassandra Crumpton	1983-84	32	256	515
3. Sandra Murray	1977-78	31	191	507
4. Dominique Canty	1997-98	34	262	506
5. Julie Ellis	1974-75	25	217	502
6. Niesa Johnson	1994-95	31	216	497
7. Cassandra Crumpton	1982-83	29	227	488
8. Tierney Jenkins	2010-11	33	200	476
9. Terri Hillard	1981-82	28	237	467
10. Niesa Johnson	1991-92	30	165	465

## FIELD GOAL PERCENTAGE (min. 100 att.)

Name	Season	FGM	FGA	Pct
1. Cynthia McDougle	1984-85	106	186	.566
2. Michelle Smith	1988-89	101	173	.584
3. DeeDee Davis	1983-84	105	182	.577
4. DeeDee Davis	1986-87	80	139	.576
5. Stacey Franklin	1991-92	62	108	.574
6. Laura Heard	1987-88	121	212	.571
7. Stacey Franklin	1988-89	66	116	.569
8. Courtney Strauthers	2007-08	71	125	.568
Linda Burgess	1991-92	252	444	.568
Michelle Smith	1987-88	84	148	.568

## SINGLE-GAME LEADERS

## FIELD GOALS MADE

Name	Date/Opponent	FGM
1. Cassandra Crumpton	Jan. 22, 1983 vs. LSU	16
Linda Burgess	Dec. 2, 1991 vs. Loyola	16
Shalonda Enis	Nov. 29, 1995 vs. ETSU	16
4. Dominique Canty	Jan. 31, 1999 vs. Tennessee	15
5. Varisia Raffington	Nov. 28, 2009 vs. CSU Bakersfield	14
Carol Smith	Nov. 22, 1985 vs. Tennessee	14
Dominique Canty	March 15, 1996 vs. App. State	14
Shalonda Enis	Dec. 2, 1995 vs. Richmond	14
Linda Burgess	March 19, 1992 vs. Tenn. Tech	14
Carol Smith	Nov. 22, 1985 vs. Tenn. State	14
Carol Smith	Jan. 7, 1984 vs. Georgia State	14
Cassandra Crumpton	Dec. 28, 1983 vs. St. John's	14
Carol Smith	Jan. 16, 1983 vs. Notre Dame	14
Terri Hillard	Jan. 25, 1982 vs. UAB	14
Terri Hillard	Jan. 6, 1982 vs. Miss. State	14
Donna Conway	Dec. 12, 1981 vs. Idaho State	14

## FIELD GOALS ATTEMPTED

Name	Date/Opponent	FGA
1. Julie Ellis	Jan. 14, 1975 vs. Talladega	31
2. Shalonda Enis	Feb. 19, 1996 vs. Vanderbilt	29
Shalonda Enis	Feb. 17, 1996 vs. Florida	29
4. Niesa Johnson	Feb. 26, 1994 vs. Mississippi	28
Cassandra Crumpton	Jan. 22, 1983 vs. LSU	28
Terri Hillard	Jan. 25, 1982 vs. UAB	28
7. Niesa Johnson	March 18, 1995 vs. Duke	27
Niesa Johnson	Jan. 26, 1992 vs. Tennessee	27
9. Monique Bivens	Feb. 29, 2004 vs. Miss. State	26
Tracey Rutledge	Dec. 31, 1987 vs. N.M. State	26
Cassandra Crumpton	Jan. 1, 1984 vs. Auburn	26
Donna Conway	Dec. 5, 1981 vs. Georgia State	26

## FIELD GOAL PERCENTAGE (min. 7 att.)

Name	Date/Opponent	Pct
1. Laura Heard	Jan. 15, 1988 vs. Ark. St.	1.00 (9-9)
Betsy Harris	Feb. 20, 1993 vs. Arkansas	1.00 (7-7)
Camillia Crenshaw	Jan. 5, 1993 vs. Xavier	1.00 (7-7)
Latrish Jones	Jan. 17, 1999 vs. Miss. St.	1.00 (7-7)
Shondra Johnson	Nov. 17, 2000 vs. Samford	1.00 (7-7)
Sissy Braden	Nov. 30, 1986 vs. Georgia	1.00 (7-7)
7. Jamilah Johns	Jan. 4, 2003 at Houston	.889 (8-9)
Beth Vice	Nov. 30, 2002 vs. SFA	.889 (8-9)
9. Jamilah Johns	Dec. 3, 2002 vs. Prov.	.733 (11-15)
10. Natasha Gamble	Dec. 29, 2002 vs. Bucknell	.700 (7-10)

## THREE-POINT FIELD GOAL RECORDS

### TEAM RECORDS

#### THREE-POINT FIELD GOALS MADE

Game: 14 vs. MVSU (Jan. 8, 1992),  
vs. Loyola Chicago (Feb. 3, 1993)  
Season: 248 (1991-92)

#### THREE-POINT FIELD GOALS ATTEMPTED

Game: 39 vs. MVSU (Jan. 8, 1992)  
Season: 765 (1991-92)

#### THREE-POINT FIELD GOAL PERCENTAGE

Game (min. eight made):  
.600 (12-20) vs. Stephen F. Austin (Nov. 30, 2002)  
Season: .401; 191-476 (2001-02)

### INDIVIDUAL RECORDS

#### CAREER LEADERS

##### THREE-POINT FIELD GOALS MADE

Name	Seasons	Pct	3FGA	3FG
1. Betsy Harris	1990-94	.373	729	272
2. Beth Vice	1998-03	.376	719	270
3. Niesa Johnson	1991-95	.348	761	265
4. Ericka Russell	2008-12	.299	709	212
5. Brittney Ezell	1994-98	.313	642	201
6. Monique Bivens	2001-05	.352	548	193
7. Nicole Carruth	1996-01	.396	399	158
8. Katie Sipe	2001-05	.360	425	153
9. Kate Mastin	2002-07	.356	404	144
10. Madonna Thompson	1991-95	.336	425	143

##### THREE-POINT FIELD GOALS ATTEMPTED

Name	Seasons	Pct	3FG	3FGA
1. Niesa Johnson	1991-95	.348	265	761
2. Betsy Harris	1990-94	.373	272	729
3. Beth Vice	1998-03	.376	270	719
4. Ericka Russell	2008-12	.299	212	709
5. Brittney Ezell	1994-98	.313	201	642
6. Monique Bivens	2001-05	.352	193	548
7. Katie Sipe	2001-05	.360	153	425
Madonna Thompson	1991-95	.336	143	425
9. Amy Lannom	1988-92	.341	141	414
10. Kate Mastin	2002-07	.356	144	404

##### THREE-POINT FIELD GOAL PERCENTAGE

(min. 200 att.)

Name	Seasons	3FG	3FGA	Pct
1. Nicole Carruth	1996-02	158	399	.396
2. Beth Vice	1998-03	270	719	.376
3. Betsy Harris	1990-94	272	729	.373
4. Leah Goss	1993-98	180	489	.368
5. Katie Sipe	2001-05	153	425	.360
6. Kate Mastin	2002-07	144	404	.356
7. Monique Bivens	2001-05	193	548	.352
8. Niesa Johnson	1991-95	265	761	.348
9. Pam Duncan	1994-98	96	279	.344
10. Amy Lannom	1988-92	141	414	.341

### SINGLE-SEASON LEADERS

#### THREE-POINT FIELD GOALS MADE

Name	Season	Pct	3FGA	3FG
1. Betsy Harris	1993-94	.348	264	91
2. Betsy Harris	1992-93	.428	208	89
3. Beth Vice	2001-02	.434	198	86
4. Niesa Johnson	1991-92	.329	231	76
5. Ericka Russell	2010-11	.366	205	75
Niesa Johnson	1994-95	.375	200	75
7. Beth Vice	2002-03	.362	199	72
8. Beth Vice	2000-01	.348	201	70
Brittney Ezell	1997-98	.338	207	70
10. Kate Mastin	2006-07	.363	190	69

#### THREE-POINT FIELD GOALS ATTEMPTED

Name	Season	Pct	3FG	3FGA
1. Betsy Harris	1993-94	.348	91	264
2. Niesa Johnson	1991-92	.329	76	231
3. Betsy Harris	1992-93	.428	89	208
4. Brittney Ezell	1997-98	.338	70	207
5. Ericka Russell	2010-11	.366	75	205
6. Kaundra Williams	1998-99	.309	63	204
7. Beth Vice	2000-01	.348	70	201
8. Niesa Johnson	1994-95	.375	75	200
9. Beth Vice	2002-03	.362	72	199
10. Beth Vice	2001-02	.348	86	198

#### THREE-POINT FIELD GOAL PERCENTAGE

(min. 100 att.)

Name	Season	3FG	3FGA	Pct
1. Beth Vice	2001-02	86	198	.434
2. Betsy Harris	1992-93	89	208	.428
3. Leah Goss	1995-96	49	121	.405
4. Katie Sipe	2001-02	47	117	.402
5. Betsy Harris	1990-91	43	109	.394
6. Nicole Carruth	1998-99	43	110	.391
7. Nicole Carruth	2000-01	45	116	.388
8. Monique Bivens	2002-03	53	138	.384
9. Leah Goss	1997-98	62	164	.378
10. Niesa Johnson	1994-95	75	200	.375
Kate Mastin	2005-06	42	112	.375

### SINGLE GAME LEADERS

#### THREE-POINT FIELD GOALS MADE

Name	Date/Opponent	3FG
1. Ericka Russell	Feb. 27, 2011 at Arkansas	8
Kate Mastin	Nov. 25, 2006 vs. CS Northridge	8
Beth Vice	Nov. 30, 2002 vs. S. F. Austin	8
Brittney Ezell	Jan. 11, 1998 vs. Arkansas	8
Betsy Harris	Feb. 16, 1994 vs. Auburn	8
Amy Lannom	Jan. 4, 1992 vs. Florida	8
7. Monique Bivens	Dec. 29, 2002 vs. Bucknell	7
Katie Sipe	Feb. 24, 2002 vs. LSU	7
Beth Vice	March 15, 2001 vs. Memphis	7
Nicole Carruth	Feb. 18, 1998 vs. Ga. Southern	7
Betsy Harris	Feb. 16, 1994 vs. Auburn	7

#### THREE-POINT FIELD GOALS ATTEMPTED

Name	Date/Opponent	3FG
1. Niesa Johnson	March 18, 1995 vs. Duke	18
2. Brittney Ezell	Jan. 11, 1998 vs. Arkansas	17
Betsy Harris	Jan. 16, 1994 vs. Florida	17
4. Kate Mastin	Jan. 5, 2006 vs. Florida	15
Betsy Harris	Jan. 30, 1994 vs. LSU	15
Niesa Johnson	Jan. 13, 1992 vs. App. State	15
Amy Lannom	Jan. 4, 1992 vs. Florida	15
8. Monique Bivens	Feb. 15, 2004 vs. Arkansas	14
Shalonda Enis	Dec. 18, 1995 vs. Oklahoma	14
Betsy Harris	March 5, 1993 vs. LSU	14
Laura Vaughn	Feb. 24, 1990 vs. Tennessee	14
Laura Vaughn	Jan. 9, 1990 vs. Georgia	14

#### THREE-POINT FIELD GOAL PERCENTAGE

(min. 5 attempts)

Name	Date/Opponent	Pct
1. Brittney Ezell	Dec. 29, 1994 vs. UNC-Ash.	1.00 (5-5)
Niesa Johnson	Dec. 20, 1991 vs. Houston	1.00 (5-5)
3. Beth Vice	Nov. 30, 2002 vs. S.F. Austin	.889 (8-9)
4. Nicole Carruth	Feb. 18, 1998 vs. Ga. Southern	.875 (7-8)
5. Katie Sipe	Feb. 29, 2004 vs. Miss. St.	.857 (6-7)
Nicole Carruth	Feb. 27, 1998 vs. S. Carolina	.857 (6-7)
7. Kate Mastin	Nov. 25, 2006 vs. CS North.	.800 (8-10)
Kate Mastin	Dec. 1, 2005 vs. Ala. A&M	.800 (4-5)
9. Ericka Russell	Feb. 27, 2011 at Arkansas	.727 (8-11)
10. Beth Vice	Nov. 26, 2002 vs. BSC	.714 (5-7)



FREE THROW RECORDS

TEAM RECORDS

FREE THROWS MADE

Game: 45 vs. Alabama State (Nov. 27, 1990)  
Season: 565 (1998-99)

FREE THROWS ATTEMPTED

Game: 56 vs. Alabama State (Nov. 27, 1990)  
Season: 831 (1993-94)

FREE-THROW PERCENTAGE

Game: 100.0 (20-20) vs. Clemson (Dec. 19, 1992)  
Season: .771; 426-599 (1979-80)

INDIVIDUAL RECORDS

CAREER LEADERS

FREE THROWS MADE

Name	Seasons	Pct	FTA	FT
1. Dominique Canty	1995-99	.718	875	628
2. Shondra Johnson	1999-02	.720	742	534
3. Niesa Johnson	1992-95	.776	562	437
4. Yolanda Watkins	1993-97	.711	530	377
5. Carol Smith	1982-86	.639	556	355
6. Tierney Jenkins	2008-11	.693	502	348
7. Terri Hillard	1980-84	.563	536	302
8. Navonda Moore	2003-07	.715	369	264
9. Betsy Harris	1990-94	.768	340	261
10. Shalonda Enis	1995-97	.690	364	251
Stacey Franklin	1988-92	.747	336	251

FREE THROWS ATTEMPTED

Name	Seasons	Pct	FT	FTA
1. Dominique Canty	1995-99	.718	628	875
2. Shondra Johnson	1999-02	.720	534	742
3. Niesa Johnson	1991-95	.776	437	562
4. Carol Smith	1982-86	.639	355	556
5. Terri Hillard	1980-84	.563	302	536
6. Yolanda Watkins	1992-97	.711	377	530
7. Tierney Jenkins	2008-11	.693	348	502
8. Navonda Moore	2003-07	.715	264	369
9. Shalonda Enis	1995-97	.690	251	364
10. Brittney Ezell	1994-98	.666	227	341

FREE THROW PERCENTAGE

(min. 200 att.)

Name	Seasons	FT	FTA	Pct
1. Sandra Rushing	1982-86	168	209	.804
2. Kate Mastin	2003-07	191	244	.783
3. Niesa Johnson	1991-95	437	562	.778
4. Marverly Nettles	2004-06	174	226	.770
5. Betsy Harris	1990-94	261	340	.768
6. Amy Lannom	1988-92	213	282	.755
7. Kelly Holland	1978-82	153	203	.754
8. Stacey Franklin	1988-92	251	336	.747
9. Tracey Rutledge	1985-88	176	238	.739
10. Leslie Payne	1977-81	252	347	.726

SINGLE-SEASON LEADERS

FREE THROWS MADE

Name	Season	Pct	FTA	FT
1. Dominique Canty	1997-98	.752	270	203
2. Dominique Canty	1998-99	.767	236	181
3. Shondra Johnson	2001-02	.741	243	180
4. Shondra Johnson	2000-01	.717	205	147
5. Niesa Johnson	1994-95	.820	178	146
6. Shalonda Enis	1995-96	.684	212	145
7. Dominique Canty	1996-97	.661	218	144
8. Shondra Johnson	1999-00	.669	169	113
9. Tierney Jenkins	2010-11	.721	154	111
Marverly Nettles	2004-05	.766	145	111

MOST FREE THROWS MADE BY CLASS

Freshman: 109 - Yolanda Watkins (1992-93)  
Sophomore: 144 - Dominique Canty (1996-97)  
Junior: 203 - Dominique Canty (1997-98)  
Senior: 181 - Dominique Canty (1998-99)

FREE THROWS ATTEMPTED

Name	Season	Pct	FT	FTA
1. Dominique Canty	1997-98	.752	203	270
2. Shondra Johnson	2001-02	.741	180	243
3. Dominique Canty	1998-99	.767	181	236
4. Dominique Canty	1996-97	.661	144	218
5. Shalonda Enis	1995-96	.684	145	212
6. Shondra Johnson	2000-01	.717	147	205
7. Niesa Johnson	1994-95	.820	146	178
8. Shondra Johnson	1999-00	.669	113	169
9. Linda Burgess	1991-92	.635	106	167
10. Carol Smith	1985-86	.596	99	166

FREE THROW PERCENTAGE

(min. 50 att.)

Name	Season	FT	FTA	Pct
1. Margaret Fisher	1976-77	48	54	.889
2. Kate Mastin	2006-07	61	69	.884
3. Sandra Rushing	1984-85	46	53	.868
4. Cassandra Crumpton	1982-83	78	91	.857
5. Anne Cale	1977-78	49	59	.831
6. Niesa Johnson	1994-95	146	178	.820
Camillia Crenshaw	1993-94	41	50	.820
8. Sandra Rushing	1985-86	76	95	.800
9. Niesa Johnson	1992-93	108	136	.794
10. Donna Conway	1981-82	57	72	.792

BEST FREE THROW PERCENTAGE BY CLASS

Freshman: .831 - Anne Cale (1977-78)  
Sophomore: .889 - Margaret Fisher (1976-77)  
Junior: .868 - Sandra Rushing (1984-85)  
Senior: .884 - Kate Mastin (2006-07)

SINGLE GAME LEADERS

Free Throws Made

Name	Date/Opponent	FT
1. Shondra Johnson	Dec. 2, 2001 vs. Providence	16
2. Shondra Johnson	March 12, 1999 vs. Grambling	14
3. Beth Vice	Jan. 26, 2003 vs. Mississippi	13
Shondra Johnson	Jan. 6, 2002 vs. Kentucky	13
Dominique Canty	Dec. 1, 1999 vs. South Ala.	13
Shalonda Enis	Dec. 30, 1995 vs. W. Kentucky	13
Yolanda Watkins	Feb. 13, 1994 vs. Kentucky	13
Yolanda Watkins	Dec. 5, 1992 vs. La. Tech	13
Stacey Franklin	Feb. 17, 1991 vs. Alabama State	13
10. Tierney Jenkins	Nov. 17, 2010 vs. N.C. State	10

MOST FREE THROWS MADE BY CLASS

Freshman: 14 - Shondra Johnson (March 12, 1999)  
Sophomore: 13 - Yolanda Watkins (Feb. 13, 1994)  
Junior: 13 - Shalonda Enis (Dec. 30, 1995)  
Senior: 16 - Shondra Johnson (Dec. 2, 2001)

FREE THROWS ATTEMPTED

Name	Date/Opponent	FT
1. Shondra Johnson	Dec. 20, 2000 vs. Creighton	19
2. Shondra Johnson	Dec. 2, 2001 vs. Providence	18
Dominique Canty	Dec. 27, 1996 vs. Grambling	18
4. Shondra Johnson	Nov. 24, 2000 vs. California	17
Linda Burgess	Dec. 17, 1992 vs. Austin Peay	17
Sandra Murray	Jan. 23, 1978 vs. Jacksonville St.	17
7. Shondra Johnson	Feb. 7, 2002 vs. Mississippi State	16
Shondra Johnson	Feb. 3, 2002 vs. Arkansas	16
Shondra Johnson	Nov. 27, 1999 vs. Drake	16
Shondra Johnson	March 12, 1999 vs. Grambling	16
Dominique Canty	Feb. 1, 1998 vs. Tennessee	16
Yolanda Watkins	Feb. 13, 1994 vs. Kentucky	16

FREE THROW PERCENTAGE

(min. 10 att.)

Name	Date/Opponent	Pct
1. Dominique Canty	Dec. 1, 1998 vs. South Ala.	1.00 (13-13)
Yolanda Watkins	Dec. 11, 1993 vs. La. Tech	1.00 (13-13)
Yolanda Watkins	Dec. 5, 1992 vs. La. Tech	1.00 (12-12)
Betsy Harris	Feb. 9, 1991 vs. Florida	1.00 (12-12)
Shondra Johnson	Jan. 27, 2000 vs. Kentucky	1.00 (10-10)
Camillia Crenshaw	Feb. 28, 1994 vs. Troy	1.00 (10-10)
Betsy Harris	Dec. 17, 1991 vs. Austin Peay	1.00 (10-10)
Lisa DePriest	Feb. 10, 1980 vs. LSU	1.00 (10-10)
9. Beth Vice	Jan. 26, 2003 at Mississippi	.813 (13-16)
10. Kate Mastin	Feb. 8, 2004 vs. Vanderbilt	.700 (7-10)

BEST FREE-THROW PERCENTAGE BY CLASS

Freshman: 1.00 (12-12) - Yolanda Watkins (Dec. 5, 1992)  
1.00 (12-12) - Betsy Harris (Feb. 9, 1991)  
Sophomore: 1.00 (13-13) - Yolanda Watkins (Dec. 11, 1993)  
1.00 (10-10) - Betsy Harris (Dec. 17, 1991)  
Junior: 1.00 (10-10) - Lisa DePriest (Feb. 10, 1980)  
Senior: 1.00 (13-13) - Dominique Canty (Dec. 1, 1998)  
1.00 (10-10) - Shondra Johnson (Jan. 27, 2000)  
1.00 (10-10) - Camillia Crenshaw (Feb. 28, 1994)

**1,000 POINT CLUB**



**DOMINIQUE CANTY (5-10 • GUARD/FORWARD • CHICAGO, ILL.) - 2,294 POINTS**

YEAR	GP-GS	FG-FGA	PCT	3FG-FGA	PCT	FT-FTA	PCT	REB-AVG	A	B	S	PTS-AVG
1995-96	31-20	176-332	.530	0-7	.000	100-151	.662	210-6.8	75	15	55	452-14.6
1996-97	31-29	177-345	.513	0-5	.000	144-218	.661	226-7.3	90	13	52	498-16.1
1997-98	34-33	262-506	.518	5-24	.208	203-270	.752	241-7.1	164	16	43	732-21.5
1998-99	31-31	213-445	.479	5-16	.313	181-236	.767	232-7.5	130	9	70	612-19.8
<b>TOTAL</b>	<b>127-113</b>	<b>828-1628</b>	<b>.509</b>	<b>10-52</b>	<b>.192</b>	<b>628-875</b>	<b>.718</b>	<b>909-7.2</b>	<b>459</b>	<b>53</b>	<b>220</b>	<b>2,294-18.1</b>



**NIESA JOHNSON (5-9 • GUARD • CLINTON, MISS.) - 2,134 POINTS**

YEAR	GP-GS	FG-FGA	PCT	3FG-FGA	PCT	FT-FTA	PCT	REB-AVG	A	B	S	PTS-AVG
1991-92	30-29	165-464	.356	76-231	.329	82-111	.739	212-7.1	151	6	86	488-16.3
1992-93	31-31	165-395	.418	61-173	.353	108-136	.794	167-5.4	226	13	95	499-16.1
1993-94	33-33	170-419	.406	53-160	.331	101-137	.737	181-5.5	237	15	93	494-15.0
1994-95	31-31	216-497	.435	75-200	.375	146-178	.820	185-6.0	186	13	76	653-21.1
<b>TOTAL</b>	<b>125-124</b>	<b>716-1775</b>	<b>.403</b>	<b>265-764</b>	<b>.347</b>	<b>437-562</b>	<b>.778</b>	<b>745-6.0</b>	<b>800</b>	<b>47</b>	<b>350</b>	<b>2,134-17.1</b>



**CAROL SMITH (6-2 • CENTER • MILAN, TENN.) - 2,018 POINTS**

YEAR	GP-GS	FG-FGA	PCT	3FG-FGA	PCT	FT-FTA	PCT	REB-AVG	A	B	S	PTS-AVG
1982-83	29-NA	191-349	.547	--	--	89-156	.571	267-9.2	23	33	39	471-16.2
1983-84	30-NA	217-393	.552	--	--	68-93	.731	222-7.4	33	14	53	502-16.7
1984-85	28-26	189-342	.553	--	--	103-161	.640	283-10.1	29	17	44	481-17.2
1985-86	29-28	231-414	.558	--	--	102-166	.614	304-10.5	29	18	43	564-19.4
<b>TOTAL</b>	<b>116-NA</b>	<b>828-1498</b>	<b>.553</b>	<b>--</b>	<b>--</b>	<b>362-576</b>	<b>.628</b>	<b>1076-9.3</b>	<b>114</b>	<b>82</b>	<b>179</b>	<b>2,018-17.4</b>



**YOLANDA WATKINS (6-2 • FORWARD/CENTER • DECATUR, ALA.) 1,778 POINTS**

YEAR	GP-GS	FG-FGA	PCT	3FG-FGA	PCT	FT-FTA	PCT	REB-AVG	A	B	S	PTS-AVG
1992-93	31-24	174-400	.435	1-18	.056	109-147	.741	270-8.7	17	40	44	458-14.8
1993-94	33-32	194-362	.536	1-3	.333	107-164	.652	322-9.8	27	68	48	496-15.0
1994-95	30-28	190-390	.487	14-27	.519	85-121	.702	277-9.2	21	40	28	479-16.0
1996-97	31-29	130-307	.423	9-40	.225	76-98	.776	227-7.3	22	39	23	345-11.1
<b>TOTAL</b>	<b>125-113</b>	<b>688-1459</b>	<b>.472</b>	<b>25-88</b>	<b>.284</b>	<b>377-530</b>	<b>.711</b>	<b>1096-8.8</b>	<b>87</b>	<b>187</b>	<b>143</b>	<b>1,778-14.2</b>



**TERRI HILLARD (5-10 • FORWARD • MEMPHIS, TENN.) - 1,630 POINTS**

YEAR	GP-GS	FG-FGA	PCT	3FG-FGA	PCT	FT-FTA	PCT	REB-AVG	A	B	S	PTS-AVG
1980-81	33-5	150-330	.455	--	--	75-135	.556	187-5.7	35	29	42	375-11.4
1981-82	28-28	237-466	.509	--	--	95-165	.576	232-8.3	32	27	43	569-20.4
1982-83	29-29	171-394	.434	--	--	88-159	.553	260-9.0	47	21	30	430-15.0
1983-84	32-32	104-252	.413	--	--	48-86	.558	157-4.9	144	14	58	256-8.0
<b>TOTAL</b>	<b>122-94</b>	<b>662-1442</b>	<b>.459</b>	<b>--</b>	<b>--</b>	<b>306-545</b>	<b>.561</b>	<b>836-6.9</b>	<b>258</b>	<b>91</b>	<b>173</b>	<b>1,630-13.4</b>

1,000 POINT CLUB



**TIERNEY JENKINS (6-0 • FORWARD • MT. JULIET, TENN.) - 1,535 POINTS**

YEAR	GP-GS	FG-FGA	PCT	3FG-FGA	PCT	FT-FTA	PCT	REB-AVG	A	B	S	PTS-AVG
2007-08	30-26	140-310	.452	1-5	.200	73-110	.664	200-6.7	15	20	53	354-11.8
2008-09	30-9	124-284	.437	2-7	.286	83-118	.703	222-7.4	38	15	48	333-11.1
2009-10	29-21	128-266	.481	0-0	.000	81-120	.675	264-9.1	40	14	49	337-11.6
2010-11	33-33	200-476	.420	0-3	.000	111-154	.721	350-10.6	53	30	94	511-15.5
<b>TOTAL</b>	<b>122-89</b>	<b>592-1336</b>	<b>.443</b>	<b>3-15</b>	<b>.200</b>	<b>348-502</b>	<b>.693</b>	<b>1036-8.5</b>	<b>146</b>	<b>79</b>	<b>244</b>	<b>1,535-12.6</b>



**BETSY HARRIS (5-10 • GUARD • DECATUR, MISS.) - 1,522 POINTS**

YEAR	GP-GS	FG-FGA	PCT	3FG-FGA	PCT	FT-FTA	PCT	REB-AVG	A	B	S	PTS-AVG
1990-91	29-22	105-277	.379	43-109	.394	83-107	.776	16-0.6	54	2	35	336-11.6
1991-92	30-6	108-289	.374	49-148	.331	64-82	.780	76-2.5	43	0	37	329-11.0
1992-93	31-31	125-292	.428	89-208	.428	48-62	.774	109-3.5	40	2	44	387-12.5
1993-94	33-33	156-385	.405	91-264	.345	66-89	.742	98-3.0	50	3	29	470-14.2
<b>TOTAL</b>	<b>123-92</b>	<b>494-1243</b>	<b>.397</b>	<b>273-729</b>	<b>.373</b>	<b>261-340</b>	<b>.768</b>	<b>299-2.4</b>	<b>187</b>	<b>7</b>	<b>145</b>	<b>1,522-12.4</b>



**SHONDRA JOHNSON (5-9 • GUARD • NEW ORLEANS, LA.) - 1,411 POINTS**

YEAR	GP-GS	FG-FGA	PCT	3FG-FGA	PCT	FT-FTA	PCT	REB-AVG	A	B	S	PTS-AVG
1998-99	31-12	80-158	.506	7-21	.333	94-125	.752	92-8.4	116	7	37	261-8.4
1999-00	27-25	114-224	.509	3-15	.200	113-169	.669	137-5.1	143	5	45	344-12.7
2000-01	27-25	106-224	.473	2-15	.133	147-205	.717	104-3.9	137	7	50	361-13.4
2001-02	30-30	130-256	.508	5-21	.238	180-243	.741	145-4.8	131	1	47	445-14.8
<b>TOTAL</b>	<b>115-92</b>	<b>430-862</b>	<b>.499</b>	<b>17-72</b>	<b>.236</b>	<b>534-742</b>	<b>.720</b>	<b>478-4.2</b>	<b>527</b>	<b>20</b>	<b>179</b>	<b>1,411-12.3</b>



**SHALONDA ENIS (6-1 • FORWARD/CENTER • CELESTE, TEXAS) - 1,309 POINTS**

YEAR	GP-GS	FG-FGA	PCT	3FG-FGA	PCT	FT-FTA	PCT	REB-AVG	A	B	S	PTS-AVG
1995-96	32-32	296-629	.471	29-89	.326	145-212	.684	305-9.5	60	35	66	766-23.9
1996-97	32-29	202-455	.444	33-93	.355	106-152	.697	284-8.9	79	21	47	543-17.0
<b>TOTAL</b>	<b>64-61</b>	<b>498-1084</b>	<b>.459</b>	<b>62-182</b>	<b>.341</b>	<b>251-364</b>	<b>.690</b>	<b>589-9.2</b>	<b>139</b>	<b>56</b>	<b>113</b>	<b>1,309-20.5</b>



**LESLIE PAYNE (6-2 • CENTER • PENSACOLA, FLA.) - 1,286 POINTS**

YEAR	GP-GS	FG-FGA	PCT	3FG-FGA	PCT	FT-FTA	PCT	REB-AVG	A	B	S	PTS-AVG
1977-78	27-NA	132-267	.494	--	--	37-57	.649	184-6.8	12	0	0	301-11.1
1978-79	21-NA	80-160	.500	--	--	65-88	.739	180-8.6	11	17	13	225-10.7
1979-80	27-NA	144-312	.462	--	--	62-82	.756	209-7.7	41	43	25	350-13.0
1980-81	33-NA	161-326	.494	--	--	88-120	.733	236-7.2	36	50	28	410-12.4
<b>TOTAL</b>	<b>108-NA</b>	<b>517-1065</b>	<b>.485</b>	<b>--</b>	<b>--</b>	<b>252-347</b>	<b>.726</b>	<b>809-7.5</b>	<b>100</b>	<b>110</b>	<b>66</b>	<b>1,286-11.9</b>

RECORDS & HISTORY



**1,000 POINT CLUB**



**CYNTHIA MCDUGLE (6-0 • FORWARD • WAYNESBORO, MISS.) - 1,261 POINTS**

YEAR	GP-GS	FG-FGA	PCT	3FG-FGA	PCT	FT-FTA	PCT	REB-AVG	A	B	S	PTS-AVG
1984-85	27-20	109-186	.586	--	--	32-51	.627	143-5.3	3	6	40	250-9.3
1985-86	29-25	110-211	.521	--	--	63-93	.677	166-5.7	4	1	12	283-9.7
1986-87	29-29	194-362	.536	--	--	79-116	.681	148-5.1	6	7	37	467-16.1
1988-89	28-28	120-275	.433	0-0	.000	21-35	.600	112-4.0	27	5	8	261-9.3
<b>TOTAL</b>	<b>113-102</b>	<b>533-1034</b>	<b>.515</b>	<b>0-0</b>	<b>.000</b>	<b>195-295</b>	<b>.661</b>	<b>569-5.0</b>	<b>40</b>	<b>19</b>	<b>97</b>	<b>1,261-11.2</b>



**LAURA VAUGHN (6-1 • FORWARD • KINGSFORT, TENN.) - 1,260 POINTS**

YEAR	GP-GS	FG-FGA	PCT	3FG-FGA	PCT	FT-FTA	PCT	REB-AVG	A	B	S	PTS-AVG
1987-88	28-12	158-399	.396	0-3	.000	48-64	.750	170-6.1	12	11	33	364-13.0
1988-89	28-13	114-265	.430	8-29	.276	25-37	.676	129-4.6	36	8	24	261-9.3
1989-90	28-15	113-304	.372	37-114	.325	37-54	.685	172-6.1	20	10	22	300-10.7
1990-91	29-15	133-305	.436	17-70	.243	52-72	.722	193-6.7	64	9	28	335-11.6
<b>TOTAL</b>	<b>113-55</b>	<b>518-1273</b>	<b>.407</b>	<b>62-216</b>	<b>.287</b>	<b>162-227</b>	<b>.714</b>	<b>664-5.9</b>	<b>132</b>	<b>38</b>	<b>107</b>	<b>1,260-11.2</b>



**BETH VICE (5-11 • GUARD • MT. STERLING, KY.) - 1,211 POINTS**

YEAR	GP-GS	FG-FGA	PCT	3FG-FGA	PCT	FT-FTA	PCT	REB-AVG	A	B	S	PTS-AVG
1998-99	26-0	61-175	.349	42-121	.347	14-15	.933	53-2.0	32	4	21	178-6.8
2000-01	30-11	104-279	.373	70-201	.348	35-46	.761	79-2.6	55	1	26	313-10.4
2001-02	31-31	127-302	.421	86-198	.434	31-35	.886	126-4.1	80	4	40	371-12.0
2002-03	28-19	114-292	.390	72-199	.362	49-62	.790	113-4.0	68	12	23	349-12.5
<b>TOTAL</b>	<b>115-61</b>	<b>406-1048</b>	<b>.387</b>	<b>270-719</b>	<b>.376</b>	<b>129-158</b>	<b>.816</b>	<b>371-3.2</b>	<b>235</b>	<b>21</b>	<b>110</b>	<b>1,211-10.5</b>



**NAVONDA MOORE (5-10 • GUARD/FORWARD • JACKSON, MISS.) - 1,185 POINTS**

YEAR	GP-GS	FG-FGA	PCT	3FG-FGA	PCT	FT-FTA	PCT	REB-AVG	A	B	S	PTS-AVG
2003-04	23-3	81-191	.424	7-30	.233	46-64	.719	83-3.6	29	2	42	215-9.3
2004-05	29-12	80-198	.404	17-44	.386	60-86	.698	112-3.9	20	5	23	237-8.2
2005-06	27-19	114-289	.394	24-85	.282	86-123	.699	129-4.8	51	10	49	338-12.5
2006-07	29-26	143-357	.401	37-129	.287	72-96	.750	119-4.1	49	12	61	395-13.6
<b>TOTAL</b>	<b>108-60</b>	<b>418-1035</b>	<b>.404</b>	<b>85-288</b>	<b>.295</b>	<b>264-369</b>	<b>.715</b>	<b>443-4.1</b>	<b>149</b>	<b>29</b>	<b>175</b>	<b>1,185-11.0</b>



**MONIQUE BIVENS (5-9 • GUARD • ALABASTER, ALA.) - 1,174 POINTS**

Year	GP-GS	FG-FGA	Pct	3FG-FGA	Pct	FT-FTA	Pct	Reb-Avg	A	B	S	Pts-Avg
2001-02	31-0	70-150	.467	27-56	.482	23-37	.622	92-3.0	13	6	15	190-6.1
2002-03	28-18	80-227	.352	53-138	.384	19-30	.633	87-3.1	17	5	17	232-8.3
2003-04	28-13	143-372	.384	55-183	.301	61-80	.763	136-4.9	21	3	25	402-14.4
2004-05	29-23	122-326	.374	58-171	.339	48-68	.706	109-3.8	28	5	22	350-12.1
<b>TOTAL</b>	<b>116-54</b>	<b>415-1075</b>	<b>.386</b>	<b>193-548</b>	<b>.352</b>	<b>151-215</b>	<b>.702</b>	<b>424-3.7</b>	<b>79</b>	<b>19</b>	<b>79</b>	<b>1,174-10.1</b>

1,000 POINT CLUB



**ERICKA RUSSELL (5-7 • GUARD • TUSCALOOSA, ALA.) - 1,170 POINTS**

Year	GP-GS	FG-FGA	Pct	3FG-FGA	Pct	FT-FTA	Pct	Reb-Avg	A	B	S	Pts-Avg
2008-09	30-25	106-312	.340	57-204	.279	35-47	.745	75-2.5	32	5	30	304-10.1
2009-10	27-21	112-322	.348	46-183	.251	38-55	.691	83-3.1	38	6	33	308-11.4
2010-11	33-33	130-338	.385	75-105	.366	42-59	.712	82-2.5	53	10	53	377-11.4
2011-12	19-19	66-198	.333	34-117	.291	15-22	.682	40-2.1	19	0	26	181-9.5
<b>TOTAL</b>	<b>109-98</b>	<b>414-1170</b>	<b>.354</b>	<b>212-609</b>	<b>.348</b>	<b>130-183</b>	<b>.710</b>	<b>280-2.6</b>	<b>142</b>	<b>21</b>	<b>142</b>	<b>1170-10.7</b>



**GLENDA BOSS (5-10 • GUARD • TENNILLE, GA.) - 1,168 POINTS**

Year	GP-GS	FG-FGA	Pct	3FG-FGA	Pct	FT-FTA	Pct	Reb-Avg	A	B	S	Pts-Avg
1977-78	28-NA	130-263	.494	--	--	40-68	.588	189-6.8	21	0	0	300-10.7
1978-79	17-NA	84-166	.506	--	--	53-77	.688	112-6.6	2	2	10	221-13.0
1979-80	20-NA	111-234	.474	--	--	46-61	.754	138-6.9	18	3	24	268-13.4
1980-81	32-27	164-355	.462	--	--	51-73	.699	171-5.3	19	3	36	379-11.8
<b>TOTAL</b>	<b>97-NA</b>	<b>489-1018</b>	<b>.480</b>	<b>--</b>	<b>--</b>	<b>190-279</b>	<b>.681</b>	<b>610-6.3</b>	<b>60</b>	<b>8</b>	<b>70</b>	<b>1,168-12.0</b>



**CASSANDRA CRUMPTON (5-11 • GUARD • ORRVILLE, ALA.) - 1,091 POINTS**

Year	GP-GS	FG-FGA	Pct	3FG-FGA	Pct	FT-FTA	Pct	Reb-Avg	A	B	S	Pts-Avg
1982-83	29-29	227-510	.455	--	--	78-91	.857	211-7.3	74	6	60	532-18.3
1983-84	32-31	256-515	.497	--	--	47-66	.712	185-5.8	62	5	82	559-17.5
<b>TOTAL</b>	<b>61-60</b>	<b>483-1025</b>	<b>.471</b>	<b>--</b>	<b>--</b>	<b>125-157</b>	<b>.796</b>	<b>396-6.5</b>	<b>136</b>	<b>11</b>	<b>142</b>	<b>1,091-17.9</b>



**LINDA BURGESS (6-1 • FORWARD • MADISON, ALA.) - 1,069 POINTS**

Year	GP-GS	FG-FGA	Pct	3FG-FGA	Pct	FT-FTA	Pct	Reb-Avg	A	B	S	Pts-Avg
1990-91	29-28	186-358	.520	0-0	.000	87-134	.649	228-7.9	29	21	45	459-15.8
1991-92	30-29	252-444	.568	0-0	.000	106-167	.635	247-8.2	14	26	47	610-20.3
<b>TOTAL</b>	<b>59-57</b>	<b>438-802</b>	<b>.546</b>	<b>0-0</b>	<b>.000</b>	<b>193-301</b>	<b>.641</b>	<b>475-8.1</b>	<b>43</b>	<b>47</b>	<b>92</b>	<b>1,069-18.1</b>



**TRACEY RUTLEDGE (5-6 • GUARD • HULL, GA.) - 1,069 POINTS**

Year	GP-GS	FG-FGA	Pct	3FG-FGA	Pct	FT-FTA	Pct	Reb-Avg	A	B	S	Pts-Avg
1985-86	29-10	97-238	.408	--	--	21-32	.656	63-2.2	68	7	29	215-7.4
1986-87	28-23	184-428	.430	--	--	79-102	.775	69-2.5	91	8	53	447-16.0
1987-88	28-28	149-376	.395	33-105	.314	76-104	.724	83-3.0	109	8	49	407-14.5
<b>TOTAL</b>	<b>85-63</b>	<b>430-1042</b>	<b>.413</b>	<b>33-105</b>	<b>.314</b>	<b>176-238</b>	<b>.739</b>	<b>215-2.5</b>	<b>269</b>	<b>23</b>	<b>131</b>	<b>1,069-12.6</b>

**1,000 POINT CLUB**



**LANISHA CARTWELL (6-2 • CENTER • MONTEVALLO, ALA.) - 1,066 POINTS**

Year	GP-GS	FG-FGA	Pct	3FG-FGA	Pct	FT-FTA	Pct	Reb-Avg	A	B	S	Pts-Avg
1998-99	30-0	40-84	.476	0-0	.000	22-38	.579	48-1.6	6	17	7	102-3.4
1999-00	29-22	97-186	.522	0-0	.000	51-82	.622	139-4.8	7	18	17	245-8.4
2000-01	31-28	142-276	.514	0-0	.000	73-99	.737	189-6.1	19	24	6	357-11.5
2001-02	31-30	140-264	.530	0-0	.000	82-117	.701	154-5.0	11	16	11	362-11.7
<b>TOTAL</b>	<b>121-80</b>	<b>419-810</b>	<b>.517</b>	<b>0-0</b>	<b>.000</b>	<b>228-336</b>	<b>.679</b>	<b>530-4.4</b>	<b>43</b>	<b>75</b>	<b>41</b>	<b>1,066-8.8</b>



**BRITTNEY EZELL (5-5 • GUARD • FRANKLIN, TENN.) - 1,024 POINTS**

YEAR	GP-GS	FG-FGA	PCT	3FG-FGA	PCT	FT-FTA	PCT	REB-AVG	A	B	S	PTS-AVG
1994-95	31-26	58-182	.319	35-121	.289	59-86	.686	97-3.1	77	3	23	210-6.8
1995-96	32-31	81-249	.325	53-170	.312	46-77	.597	84-2.6	180	0	46	261-8.2
1996-97	31-30	50-188	.266	43-144	.299	37-50	.750	66-2.2	143	1	41	180-5.8
1997-98	34-34	109-294	.371	70-207	.338	85-128	.664	106-3.1	220	2	56	373-11.0
<b>TOTAL</b>	<b>128-120</b>	<b>298-913</b>	<b>.326</b>	<b>201-642</b>	<b>.313</b>	<b>227-341</b>	<b>.666</b>	<b>353-2.8</b>	<b>620</b>	<b>6</b>	<b>166</b>	<b>1,024-8.0</b>



**LAURA HEARD (5-9 • FORWARD • ELBERTON, GA.) - 1,015 POINTS**

YEAR	GP-GS	FG-FGA	PCT	3FG-FGA	PCT	FT-FTA	PCT	REB-AVG	A	B	S	PTS-AVG
1986-87	27-0	51-91	.560	--	--	36-56	.642	105-3.8	5	1	20	138-5.1
1987-88	28-27	121-212	.571	0-0	.000	65-91	.714	198-7.1	14	5	31	307-11.0
1988-89	27-24	127-239	.531	0-0	.000	70-99	.707	270-10.0	5	3	23	324-12.0
1989-90	20-20	103-208	.495	0-0	.000	40-60	.667	149-7.5	10	16	15	246-12.3
<b>TOTAL</b>	<b>102-71</b>	<b>402-750</b>	<b>.536</b>	<b>0-0</b>	<b>.000</b>	<b>211-306</b>	<b>.690</b>	<b>722-7.1</b>	<b>34</b>	<b>25</b>	<b>89</b>	<b>1,015-10.0</b>



REBOUND RECORDS

REBOUNDS, GAME

1.	27	Tierney Jenkins	Nov. 21, 2009 at Belmont
2.	24	Leslie Payne	Feb. 23, 1979 vs. Alabama-Birmingham
3.	22	Carol Smith	Jan. 6, 1986 vs. Alabama-Birmingham
4.	21	Michelle Smith	Feb. 13, 1990 vs. Mississippi State
	21	Laura Heard	Jan. 30, 1989 vs. East Tennessee State
6.	20	Carol Smith	Dec. 1, 1982 vs. Memphis
7.	19	Monique Bivins	Dec. 5, 2004 vs. UT-San Antonio
	19	Carol Smith	Feb. 5, 1986 vs. Georgia
9.	18	Erin Hogue	Nov. 26, 2011 vs. Louisiana Tech
	18	Michelle Smith	Jan. 23, 1991 vs. Tuskegee
	18	Laura Heard	Feb. 17, 1989 vs. Kentucky
	18	Carol Smith	Dec. 1, 1984 vs. Mississippi College
	18	Carol Smith	Jan. 7, 1984 vs. Georgia State

REBOUNDS, SEASON

1.	350	Tierney Jenkins	2008-11
2.	320	Yolanda Watkins	1993-94
3.	309	Carol Smith	1985-86
4.	305	Shalonda Enis	1995-96
5.	291	Sandra Murray	1977-78
6.	284	Shalonda Enis	1996-97
7.	278	Carol Smith	1984-85
8.	270	Laura Heard	1988-89
9.	267	Yolanda Watkins	1992-93
10.	264	Tierney Jenkins	2008-11
	264	Sylvia Akers	1981-82
12.	262	Justina Smith	1983-84
13.	253	LaToya Caudle	1998-99
14.	250	Carol Smith	1982-83
15.	247	Linda Burgess	1991-92
	247	Terri Hillard	1982-83

YEAR-BY-YEAR REBOUNDING LEADERS

1974-75	Julie Ellis	9.7
1975-76	Mary Hudgins	9.9
1976-77	Mary Hudgins	8.2
1977-78	Sandra Murray	9.4
1978-79	Leslie Payne	8.6
1979-80	Leslie Payne	7.7
1980-81	Leslie Payne	7.2
1981-82	Sylvia Akers	9.4
1982-83	Carol Smith	9.2
1983-84	Justina Smith	9.2
1984-85	Carol Smith	10.1
1985-86	Carol Smith	10.5
1986-87	Cynthia McDougle	5.1
1987-88	Laura Heard	5.1
1988-89	Laura Heard	7.1
1989-90	Laura Heard	10.0
1990-91	Linda Burgess	7.9
1991-92	Linda Burgess	8.2
1992-93	Yolanda Watkins	8.7
1993-94	Yolanda Watkins	9.8
1994-95	Yolanda Watkins	9.2
1995-96	Shalonda Enis	9.5
1996-97	Shalonda Enis	8.9
1997-98	Dominique Canty	7.1

1997-98	Tausha Mills	7.1
1998-99	LaToya Caudle	8.2
1999-00	Joni Crenshaw	5.6
2000-01	LaNisha Cartwell	6.1
2001-02	LaNisha Cartwell	5.0
2002-03	Jamilah Jones	7.8
2003-04	Dee Merriweather	7.6
2004-05	Dee Merriweather	6.8
2005-06	Dee Merriweather	8.4
2006-07	Talisha Chandler	6.6
2007-08	Talisha Chandler	7.3
2008-09	Tierney Jenkins	7.4
2009-10	Tierney Jenkins	9.1
2010-11	Tierney Jenkins	10.6
2011-12	Meghan Perkins	5.4

REBOUNDS PER GAME, SEASON

1.	10.7	Carol Smith	1985-86
2.	10.6	Tierney Jenkins	2010-11
3.	10.1	Carol Smith	1984-85
4.	10.0	Laura Heard	1988-89
5.	9.9	Mary Hudgins	1975-76
6.	9.7	Yolanda Watkins	1994-94
	9.7	Julie Ellis	1974-75
8.	9.5	Shalonda Enis	1995-96
9.	9.4	Sylvia Akers	1981-82
	9.4	Sandra Murray	1977-78

REBOUNDS PER GAME, CAREER

1.	9.3	Carol Smith	1982-86
2.	9.2	Shalonda Enis	1995-97
3.	8.7	Yolanda Watkins	1992-97
4.	8.5	Tierney Jenkins	2008-11
5.	8.2	Justina Smith	1983-84
6.	8.1	Linda Burgess	1990-92
7.	7.2	Dominique Canty	1995-99
	7.2	Leslie Payne	1977-81
9.	7.0	Laura Heard	1986-90
10.	6.9	Terri Hillard	1980-84

REBOUNDS, CAREER

1.	1,214	Yolanda Watkins	1992-97
2.	1,055	Carol Smith	1982-86
3.	1,036	Tierney Jenkins	2008-11
4.	909	Dominique Canty	1995-99
5.	823	Terri Hillard	1980-84
6.	809	Leslie Payne	1977-81
7.	757	Dee Merriweather	2002-06
8.	741	Niesa Johnson	1991-95
9.	664	Laura Vaughn	1987-91
10.	614	Latrish Jones	1995-99

RECORDS & HISTORY

## ASSIST RECORDS

### ASSISTS, GAME

1.	16	Shelly Pyles	Feb. 12, 1986 vs Kentucky
2.	15	Niesa Johnson	March 5, 1994 vs Mississippi
3.	14	Niesa Johnson	March 18, 1995 vs Duke
	14	Niesa Johnson	Jan. 18, 1993 vs S. Alabama
5.	13	Daleisha Carn	Dec. 3, 2008 vs. Sam Houston State
	13	Brittney Ezell	Jan. 18, 1998 vs Mississippi State
	13	Brittney Ezell	Dec. 18, 1997 vs UCLA
	13	Brittney Ezell	Feb. 3, 1996 vs LSU
	13	Niesa Johnson	Feb. 6, 1993 vs Mississippi State
	13	Niesa Johnson	Dec. 29, 1992 vs Georgia Tech
	13	Amy Lannom	Feb. 9, 1991 vs Florida

### ASSISTS, SEASON

1.	237	Niesa Johnson	1993-94
2.	226	Niesa Johnson	1992-93
3.	220	Brittney Ezell	1997-98
4.	186	Niesa Johnson	1994-95
5.	180	Dominique Canty	1995-96
6.	165	Shelly Pyles	1986-87
7.	164	Dominique Canty	1997-98
8.	151	Niesa Johnson	1991-92
9.	145	Mary Beasley	1980-81
10.	144	Terri Hillard	1983-84

### YEAR-BY-YEAR ASSIST LEADERS

1974-75	Leila Jones	3.9
1976-77	Mary Hudgins	3.2
1977-78	Beverly White	2.6
1978-79	Sandra Murray	1.5
1979-80	Susan Cunningham	3.2
1980-81	Mary Beasley	4.4
1981-82	Donna Conaway	2.9
	Kristie Snyder	2.9
1982-83	Lisa Leonard	2.6
1983-84	Terri Hillard	4.5
1984-85	Sandra Rushing	3.9
1985-86	Sandra Rushing	5.2
1986-87	Shelly Pyles	5.8
1987-88	Shelly Pyles	4.9
1988-89	Amy Lannom	4.1
1989-90	Amy Lannom	3.2
1990-91	Amy Lannom	4.4
1991-92	Niesa Johnson	5.0
1992-93	Niesa Johnson	7.3
1993-94	Niesa Johnson	7.2
1994-95	Niesa Johnson	6.0
1995-96	Brittney Ezell	5.6
1996-97	Brittney Ezell	4.6
1997-98	Brittney Ezell	6.5
1998-99	Dominique Canty	4.2
1999-00	Shondra Johnson	5.3
2000-01	Shondra Johnson	5.1
2001-02	Shondra Johnson	4.4
2002-03	Manisha Redus	4.7
2003-04	Manisha Redus	3.4
2004-05	Kate Mastin	2.5
2005-06	Leah Drury	2.4

2006-07	Nikki Davis	3.1
2007-08	Dedrea Magee	3.3
2008-09	Dedrea Magee	4.1
2009-10	Dedrea Magee	3.8
2010-11	LaToya King	2.8
2011-12	Khristin Lee	2.7

### ASSISTS, CAREER

1.	800	Niesa Johnson	1991-95
2.	620	Brittney Ezell	1994-99
3.	525	Shondra Johnson	1999-02
4.	505	Shelly Pyles	1984-88
5.	459	Dominique Canty	1995-99
6.	441	Amy Lannom	1988-92
7.	368	Sandra Rushing	1982-86
8.	351	Dedrea Magee	2007-10
9.	280	Madonna Thompson	1991-95
10.	268	Tracey Rutledge	1985-88

### ASSISTS PER GAME, SEASON

1.	7.3	Niesa Johnson	1992-93
2.	7.2	Niesa Johnson	1993-94
3.	6.5	Brittney Ezell	1997-98
4.	6.0	Niesa Johnson	1994-95
5.	5.7	Shelly Pyles	1986-87
6.	5.6	Brittney Ezell	1995-96
7.	5.2	Shondra Johnson	1999-00
8.	5.1	Shondra Johnson	2000-01
	5.1	Sandra Rushing	1985-86
10.	5.0	Niesa Johnson	1991-92

### ASSISTS PER GAME, CAREER

1.	6.4	Niesa Johnson	1991-95
2.	4.8	Brittney Ezell	1994-99
3.	4.6	Shondra Johnson	1998-02
4.	4.4	Mary Beasley	1980-81
5.	4.3	Shelly Pyles	1984-88
6.	3.9	Amy Lannom	1988-92
7.	3.8	Hazel Hall	1980-81
8.	3.6	Dominique Canty	1995-99
9.	3.4	Sandra Rushing	1982-86
10.	3.3	Yalika Barnes	1999-00

## STEALS, BLOCKS, GAMES RECORDS

## STEALS, GAME

1.	9	Tierney Jenkins	Feb. 13, 2011 vs. Florida
	9	Dominique Canty	Feb. 21, 1999 vs. Vanderbilt
	9	Niesa Johnson	Feb. 20, 1993 vs. Arkansas
4.	8	LaToya Kins	Dec. 28, 2010 at Southern Mississippi
	8	Yolanda Watkins	Jan. 30, 1994 vs. LSU
	8	Niesa Johnson	Feb. 28, 1993 vs. Georgia
	8	Tina Moore	Feb. 8, 1988 vs. Middle Tennessee State
8.	7	Marverly Nettles	Nov. 22, 2004 vs. Middle Tennessee State
	7	Beth Vice	Dec. 29, 2001 vs. Middle Tennessee State
	7	Niesa Johnson	Jan. 18, 1994 vs. Mercer
	7	Shalonda Enis	Nov. 25, 1993 vs. Maine
	7	Stacey Franklin	Feb. 6, 1992 vs. Alabama State
	7	Niesa Johnson	Feb. 1, 1992 vs. Kentucky
	7	Melissa Del-Valle	Nov. 29, 1991 vs. La. Monroe
	7	Tina Moore	Feb. 26, 1988 vs. Alabama State
	7	Shelly Pyles	Dec. 6, 1986 vs. Stephen F. Austin
	7	Shelly Pyles	Nov. 28, 1986 vs. Florida A&M
	7	Cynthia McDougle	Dec. 16, 1984 vs. Portland
	7	Shelly Pyles	Dec. 3, 1984 vs. West Florida
	7	Audrey Gavin	Feb. 4, 1984 vs. Delta State
	7	Terri Hillard	Jan. 4, 1984 vs. Auburn
	7	Cassandra Crumpton	Dec. 18, 1983 vs. Louisville

## STEALS, SEASON

1.	95	Niesa Johnson	1992-93
2.	94	Tierney Jenkins	2010-11
3.	93	Niesa Johnson	1993-94
4.	89	Shelly Pyles	1986-87
5.	86	Niesa Johnson	1991-92
6.	82	Cassandra Crumpton	1983-84
7.	80	Tina Moore	1987-88
8.	76	Niesa Johnson	1994-95
9.	71	Shelly Pyles	1986-87
10.	70	Dominique Canty	1998-99

## STEALS, CAREER

1.	350	Niesa Johnson	1991-95
2.	251	Shelly Pyles	1984-88
3.	244	Tierney Jenkins	2008-11
4.	219	Dominique Canty	1995-99
5.	182	Madonna Thompson	1992-95
6.	176	Shondra Johnson	1999-02
7.	175	Navonda Moore	2003-07
8.	172	Carol Smith	1982-86
9.	171	Amy Lannom	1988-92
	171	Terri Hillard	1980-84

## BLOCKS, GAME

1.	9	Terri Hillard	March 5, 1981 vs. Mississippi College
2.	7	Yolanda Watkins	Feb. 20, 1993 vs. Arkansas
3.	6	Yolanda Watkins	Dec. 4, 1994 vs. Tenn. State
	6	Yolanda Watkins	March 26, 1994 vs. Penn State
	6	Yolanda Watkins	Jan. 30, 1994 vs. LSU
	6	Yolanda Watkins	Jan. 12, 1994 vs. Troy
7.	5	Tierney Jenkins	Dec. 1, 2010 vs. Alabama State
	5	Dee Merriweather	Jan. 16, 2005 vs. LSU
	5	Joni Crenshaw	Feb. 21, 1999 vs. Vanderbilt
	5	Tausha Mills	Feb. 5, 1998 vs. UNC-Charlotte
	5	Tausha Mills	Dec. 19, 1996 vs. Penn State
	5	DeeDee Davis	Feb. 20, 1984 vs. Mississippi
	5	Carol Smith	Jan. 22, 1983 vs. LSU
	5	Leslie Payne	Jan. 3, 1981 vs. LSU
	5	Terri Hillard	Nov. 19, 1980 vs. Vanderbilt

## BLOCKS, SEASON

1.	68	Yolanda Watkins	1993-94
2.	61	Tausha Mills	1997-98
3.	52	Dee Merriweather	2004-05
4.	50	Leslie Payne	1980-81
5.	49	Dee Merriweather	2005-06
6.	48	Leslie Payne	1980-81
7.	40	Yolanda Watkins	1994-95
	40	Yolanda Watkins	1992-93
9.	39	Yolanda Watkins	1996-97
10.	38	Terri Hillard	1980-81

## BLOCKS, CAREER

1.	187	Yolanda Watkins	1992-97
2.	138	Dee Merriweather	2002-06
3.	125	Leslie Payne	1977-81
4.	103	Joni Crenshaw	1998-01
5.	98	Terri Hillard	1980-84
6.	82	Tausha Mills	1996-99
7.	81	DeeDee Davis	1983-87
8.	79	Tierney Jenkins	2008-11
9.	78	Carol Smith	1982-86
10.	73	LaNisha Cartwell	1998-02

## GAMES PLAYED, SEASON

1.	34	Leah Goss	1997-98
	34	Dominique Canty	1997-98
	34	Brittney Ezell	1997-98
	34	Tausha Mills	1997-98
	34	LaToya Caudle	1997-98
6.	33	15 tied	

## GAMES STARTED, SEASON

1.	33	Tierney Jenkins	2010-11
	33	Ericka Russell	2010-11
	33	Betsy Harris	1993-94
	33	Leslie Payne	1980-81
5.	32	Niesa Johnson	1993-94
	32	Mary Beasley	1980-81
7.	31	14 tied	

## GAMES PLAYED, CAREER

1.	128	Brittney Ezell	1994-99
2.	127	Dominique Canty	1995-99
3.	125	Yolanda Watkins	1992-97
	125	Niesa Johnson	1991-95
5.	123	Latrish Jones	1995-99
	123	Madonna Thompson	1991-95
	123	Betsy Harris	1990-94
8.	122	Tierney Jenkins	2008-11
9.	121	LaNisha Cartwell	1998-02
	121	Pam Duncan	1994-99

## GAMES STARTED, CAREER

1.	121	Niesa Johnson	1991-95
2.	114	Brittney Ezell	1994-99
3.	113	Yolanda Watkins	1992-97
4.	108	Dominique Canty	1995-99
5.	99	Cynthia McDougle	1984-89
6.	93	Betsy Harris	1990-94
7.	92	Madonna Thompson	1991-95
8.	91	Shondra Johnson	1998-02
9.	90	Carol Smith	1982-86
10.	89	Tierney Jenkins	2008-11
	89	Amy Lannom	1988-92



## CRIMSON TIDE VICTORIES vs. AP TOP 25

## CRIMSON TIDE 100+ POINT GAMES

Opponent - Result	Date	Location
Alabama 82 - No. 18 Mississippi College 79	Jan. 28, 1977	Tuscaloosa, Ala.
Alabama 66 - No. 20 Kentucky 62	Jan. 20, 1978	Lexington, Ky.
Alabama 72 - No. 18 Memphis State 69	Feb. 19, 1979	Tuscaloosa, Ala.
Alabama 77 - No. 3 Tennessee 71	Jan. 3, 1981	Baton Rouge, La.
No. 18 Alabama 80 - No. 14 N.C. State 72	Dec. 4, 1983	Chapel Hill, N.C.
No. 16 Alabama 78 - No. 20 Kentucky 49	Dec. 20, 1983	Lexington, Ky.
No. 17 Alabama 65 - No. 14 Auburn 56	Jan. 5, 1984	Auburn, Ala.
Alabama 64 - No. 13 Auburn 60	Feb. 9, 1984	Tuscaloosa, Ala.
No. 20 Alabama 80 - No. 6 Mississippi 65	Feb. 20, 1984	Tuscaloosa, Ala.
No. 17 Alabama 85 - No. 10 Tennessee 66	March 3, 1984	Athens, Ga.!
Alabama 84 - No. 9 Auburn 67	Feb. 18, 1985	Tuscaloosa, Ala.
Alabama 67 - No. 16 LSU 66	Jan. 20, 1990	Tuscaloosa, Ala.
Alabama 71 - No. 11 Auburn 68	Feb. 21, 1990	Tuscaloosa, Ala.
Alabama 93 - No. 16 Houston 80	Dec. 20, 1991	Tuscaloosa, Ala.
Alabama 80 - No. 18 LSU 72	Jan. 18, 1992	Tuscaloosa, Ala.
Alabama 103 - No. 23 Georgia Tech 101 (OT)	Dec. 29, 1992	Philadelphia, Pa.
No. 16 Alabama 99 - No. 5 Louisiana Tech 77	Dec. 11, 1993	Tuscaloosa, Ala.
No. 11 Alabama 70 - No. 25 Georgia 57	Jan. 5, 1994	Tuscaloosa, Ala.
No. 17 Alabama 84 - No. 22 Auburn 71	Feb. 16, 1994	Tuscaloosa, Ala.
No. 16 Alabama 76 - No. 24 Mississippi 64	Feb. 26, 1994	Oxford, Miss.
No. 16 Alabama 86 - No. 24 Mississippi 84 (OT)	March 4, 1994	Chattanooga, Tenn.!
No. 10 Alabama 71 - No. 6 Vanderbilt 63	Jan. 8, 1995	Tuscaloosa, Ala.
No. 18 Alabama 84 - No. 15 Mississippi 78	Feb. 27, 1995	Tuscaloosa, Ala.
No. 19 Alabama 92 - No. 8 Arkansas 85 (OT)	Jan. 4, 1996	Fayetteville, Ark.
No. 18 Alabama 69 - No. 25 Auburn 67	Jan. 24, 1996	Tuscaloosa, Ala.
No. 12 Alabama 73 - No. 17 Florida 54	Feb. 17, 1996	Tuscaloosa, Ala.
No. 13 Alabama 65 - No. 16 Auburn 59	March 2, 1996	Chattanooga, Tenn.!
No. 10 Alabama 88 - No. 23 N.C. State 68	March 17, 1996	Tuscaloosa, Ala.*
No. 7 Alabama 68 - No. 9 Penn State 47	Dec. 19, 1996	Myrtle Beach, S.C.
No. 7 Alabama 88 - No. 19 North Carolina 74	Dec. 20, 1996	Myrtle Beach, S.C.
No. 6 Alabama 68 - No. 18 Auburn 65	Jan. 7, 1997	Auburn, Ala.
No. 5 Alabama 68 - No. 4 Georgia 64	Jan. 15, 1997	Athens, Ga.
No. 7 Alabama 102 - No. 17 Arkansas 61	Feb. 6, 1997	Tuscaloosa, Ala.
No. 7 Alabama 86 - No. 10 Florida 81	Feb. 16, 1997	Gainesville, Fla.
No. 6 Alabama 70 - No. 15 Vanderbilt 60	Feb. 23, 1997	Tuscaloosa, Ala.
No. 7 Alabama 85 - No. 23 Arkansas 63	March 1, 1997	Chattanooga, Tenn.!
Alabama 62 - No. 18 Auburn 46	Jan. 7, 1998	Tuscaloosa, Ala.
No. 24 Alabama 90 - No. 23 Georgia 77	Feb. 8, 1998	Tuscaloosa, Ala.
No. 24 Alabama 73 - No. 8 Florida 51	Feb. 14, 1998	Tuscaloosa, Ala.
No. 20 Alabama 74 - No. 12 Florida 61	Feb. 28, 1998	Columbus, Ga.!
No. 11 Alabama 75 - No. 25 UCLA 74	March 15, 1998	Tuscaloosa, Ala.*
No. 7 Alabama 79 - No. 8 Old Dominion 68	Dec. 5, 1998	Richmond, Va.
No. 25 Alabama 72 - No. 17 Auburn 57	Feb. 11, 1999	Tuscaloosa, Ala.
No. 24 Alabama 76 - No. 23 Auburn 72	Feb. 26, 1999	Chattanooga, Tenn.!
Alabama 72 - No. 7 LSU 68	Feb. 10, 2000	Tuscaloosa, Ala.
Alabama 60 - No. 25 Auburn 53	Jan. 11, 2001	Tuscaloosa, Ala.
Alabama 65 - No. 25 Mississippi State 62	Jan. 21, 2001	Starkville, Miss.
Alabama 78 - No. 22 Auburn 70	Jan. 24, 2002	Tuscaloosa, Ala.
Alabama 92 - No. 25 Mississippi State 86	Feb. 7, 2002	Tuscaloosa, Ala.
Alabama 70 - No. 24 BYU 59	Dec. 21, 2002	Albuquerque, N.M.
Alabama 77 - No. 7 Kentucky 75	Feb. 16, 2012	Tuscaloosa, Ala.

! - SEC tournament game

\* - NCAA tournament game

Date	Score	Opponent	Location
Jan. 17, 1976	101-40	Tuskegee	H
Feb. 9, 1976	106-64	Montevallo	H
Jan. 14, 1980	104-72	Alabama-Huntsville	A
Dec. 27, 1983	102-42	Xavier	N
Dec. 29, 1983	113-47	Queens College	A
Feb. 1, 1985	100-67	Georgia State	H
Dec. 18, 1986	102-58	Illinois-Chicago	H
Nov. 27, 1987	103-56	Tennessee State	A
Nov. 29, 1988	107-43	Tennessee State	H
Nov. 25, 1989	102-70	Georgia State	A
Nov. 30, 1990	106-41	Tuskegee	N
Feb. 13, 1991	105-74	Alabama State	H
Nov. 26, 1991	103-62	Alabama State	H
Nov. 29, 1991	118-86	Louisiana-Monroe	N
Dec. 6, 1991	100-80	Cincinnati	N
Dec. 7, 1991	101-69	Middle Tennessee State	A
Jan. 4, 1992	101-103	Florida	H!
Jan. 13, 1992	114-90	Appalachian State	A
Feb. 20, 1992	100-75	Oral Roberts	H
Feb. 24, 1992	110-51	Mississippi Valley State	H
Feb. 29, 1992	105-81	Georgia	H
March 18, 1992	100-87	Tennessee Tech	H
Dec. 15, 1992	111-79	Austin Peay State	H
Dec. 18, 1992	117-51	Grambling State	H
Dec. 29, 1992	103-101	Georgia Tech	N#
Feb. 3, 1993	107-64	Loyola-Chicago	H
Feb. 6, 1993	102-89	Mississippi State	A
Feb. 25, 1993	122-52	Oral Roberts	H*
March 5, 1993	106-86	LSU	N
March 17, 1993	102-70	Georgia Southern	H
Dec. 29, 1993	107-53	East Carolina	N
Jan. 12, 1994	119-43	Troy	A
Jan. 18, 1994	101-46	Mercer	H
Feb. 28, 1994	101-66	Troy	H
Dec. 3, 1994	105-87	Notre Dame	N
Dec. 9, 1994	102-50	Lamar	N
Dec. 29, 1994	119-46	UNC-Asheville	N
Jan. 3, 1995	102-64	East Tennessee State	H
March 18, 1995	121-120	Duke	H\$
Jan. 31, 1996	105-42	Alabama State	H
Nov. 28, 1996	102-74	Arizona State	N
Jan. 17, 1997	101-67	Oral Roberts	A
Feb. 6, 1997	102-61	Arkansas	H
Dec. 2, 1997	104-43	Samford	H
Feb. 21, 1999	102-59	Vanderbilt	H
Nov. 20, 2001	101-58	Troy	H
Dec. 2, 2006	102-48	Savannah State	H

! - overtime loss

# - overtime game

\* school record

\$ - four overtimes

HOME GAME RECORDS

MILESTONE VICTORIES

<b>First</b>	Dec. 6, 1974
	Alabama 78, Athens 50
<b>50th</b>	Jan. 21, 1978
	Alabama 77, North Carolina 72
<b>100th</b>	Jan. 31, 1981
	Alabama 80, Georgia 66
<b>150th</b>	Dec. 27, 1983
	Alabama 102, Xavier 42
<b>200th</b>	Nov. 29, 1986
	Alabama 76, Alabama-Birmingham 49
<b>250th</b>	Nov. 24, 1989
	Alabama 86, Chattanooga 59
<b>300th</b>	Feb. 12, 1992
	Alabama 72, Auburn 69
<b>400th</b>	Nov. 28, 1996
	Alabama 102, Arizona State 74
<b>500th</b>	Jan. 28, 2001
	Alabama 67, Mississippi 64
<b>600th</b>	Dec. 30, 2008
	Alabama 81, Ball State 75

TOP HOME CROWDS

1.	Tennessee on Jan. 31, 1999	9,786
2.	Tennessee on Feb. 4, 2001	7,647
3.	Tennessee on Jan. 26, 1997	7,523
4.	Alabama A&M on Dec. 11, 1999	7,094
5.	Tennessee on Feb. 5, 1995	6,989
6.	Tennessee on Feb. 19, 2006	5,380
7.	Vanderbilt on Jan. 8, 1995	5,297
8.	Tennessee on Jan. 28, 2007	4,601
9.	Tennessee on Feb. 27, 2005	4,355
10.	Georgia on Feb. 8, 1998	4,233
11.	Middle Tennessee on Dec. 19, 1994	4,105
12.	Georgia Southern on March 17, 1993*	3,743
13.	Auburn on Jan. 24, 1996	3,329
14.	Alabama State on Feb. 23, 1994	3,297
15.	UCLA on March 15, 1998*	3,258

\*NCAA Tournament games

TEAM RECORDS

Points Scored	122 by Alabama vs. Oral Roberts (Feb. 25, 1993)
Rebounds	69 by Alabama vs. Oral Roberts (Feb. 25, 1993)
Field Goals Made	50 by Alabama vs. Montevallo (Feb. 9, 1976)
Field Goals Attempted	114 by Alabama vs. Duke (4 OT) (March 18, 1995)
Field Goal Percentage	65.0 by Texas Tech (Dec. 9, 1986)
FG Attempted, Both Teams	207 (UA 114, Duke 93) in 4 OT (March 18, 1995)
Free Throws Made	45 by Alabama vs. Alabama State (Nov. 27, 1990)
Free Throws Attempted	56 by Alabama vs. Alabama State (Nov. 27, 1990)
Free Throw Percentage	1.000 (20-20) by Alabama vs. Clemson (Dec. 19, 1993)
Free Throws Missed	24 by Alabama vs. Talladega (Feb. 7, 1976)
3-Point FG Made	14 (of 29) by Alabama vs. Loyola Chicago (Feb. 3, 1993)
	14 (of 43) by South Carolina (Jan. 22, 1995)
3-Point FG Attempted	52 by Alabama vs. Duke (4 OT) (March 18, 1995)
3-Point FG Percentage	1.000 (3-3) by Alabama (Dec. 12, 1987)
	1.000 by LSU (Jan. 20, 1988)
3-Point FG Attempted, Both Teams	70 (Alabama 52, Duke 18) 4 OT (March 18, 1995)
Assists	35 by Alabama vs. Vanderbilt (Nov. 19, 1980)
Steals	30 by Alabama vs. Oral Roberts (Feb. 25, 1993)
Blocked Shots	18 by Alabama vs. LSU (Jan. 22, 1983)
Turnovers	45 by Oral Roberts (Feb. 25, 1993)
Fouls	37 by Alabama vs. Alabama State (Feb. 13, 1991)
Fouls, Both Teams	62 (31 by UA, 31 by Grambling State) (Nov. 26, 1994)
Points by Opponent	120 (4 OT) by Duke (March 18, 1995)
Points, Both Teams	241 (121 by UA, 120 by Duke) (4 OT) (March 18, 1995)
Margin of Victory	70 by Alabama (122) vs. Oral Roberts (52) (Feb. 25, 1993)
Loss Margin	51 (Tennessee 95, Alabama 44) (Feb. 5, 1995)
Points Scored in a Half	68 by Alabama, second half, vs. Mississippi Valley State (Feb. 24, 1992)
Fewest Points Alabama, Game	34 by Alabama vs. South Carolina (Feb. 9, 2003)
Fewest Points, Opponent	21 by Georgia State (Dec. 21, 1990)
Fewest Points, Both Teams	82 - South Carolina 48, Alabama 34 (Feb. 9, 2003)
Attendance, Single	9,786 vs. Tennessee (Jan. 31, 1999)
Attendance, Doubleheader with Men	8,379 vs. Florida (men vs. LSU) (Feb. 17, 1996)
Most Overtimes:	4 Alabama vs. Duke, NCAA second round (March 18, 1995) UA 121 - Duke 120

INDIVIDUAL RECORDS

Points	41 by Lisa McMullan, Alabama State (Feb. 13, 1991)
Rebounds	21 by Laura Heard (UA) vs. Florida State (Jan. 30, 1989)
Field Goals Made	16 by Cassandra Crumpton (UA) vs. LSU (Jan. 22, 1983)
Field Goals Attempted	37 by Lisa McMullan (14-37), Alabama State (Feb. 13, 1991)
Field Goal Percentage	1.000 (9-9) by Duke's Tyish Hall vs. Okla. St. (March 16, 1995), NCAA First Round
Free Throws Made	16 by Maxine Farmer, Georgia State (Jan. 7, 1984)
Free Throws Attempted	20 by Maxine Farmer, Georgia State (Jan. 7, 1984)
Free Throw Percentage	1.000 (13-13) by Mary Hudgins (UA) vs. Florida (Feb. 13, 1978)
3-Point FGs Made	8 by Amy Lannom (UA) vs. Florida (Jan. 4, 1992)
	and by Betsy Harris (UA) vs. Auburn (Feb. 16, 1994)
3-Point FGs Attempted	18 by Niesa Johnson (UA) vs. Duke (4 OT) (March 18, 1995)
3-Point FG Percentage	1.000 (5-5) by Niesa Johnson (UA) vs. Houston (Dec. 20, 1991)
Assists	16 by Shelly Pyles (UA) vs. Kentucky (Feb. 12, 1986)
Steals	9 by Niesa Johnson (UA) vs. Arkansas (Feb. 20, 1993)
Blocked Shots	7 by Yolanda Watkins (UA) vs. Arkansas (Feb. 20, 1993)
Triple Doubles:	2 by Niesa Johnson in 1995
	21 pts/11 rebs/10 assists vs. South Carolina (Jan. 22, 1995)
	28 pts/12 rebs/14 assists vs. Duke (4 OTs) (March 18, 1995)

## ALL-TIME COACHING RECORDS

Year	Head Coach	Overall Record	SEC Record	Final Rankings (AP/Coaches)	SEC Finish	SEC Tournament	Postseason
1974-75	Stephanie Schleuder	13-12	---	---	---	---	---
1975-76	Stephanie Schleuder	13-9	---	---	---	---	---
1976-77	Stephanie Schleuder	13-15	---	---	---	---	NWIT Eighth
1977-78	Ed Nixon	21-10	---	---	---	---	---
1978-79	Ed Nixon	13-13	---	---	---	---	---
1979-80	Ed Nixon	12-15	---	---	---	Second Round	---
1980-81	Ann Cronic	21-12	---	---	---	Finals	---
1981-82	Ken Weeks	17-11	---	---	---	Second Round	---
1982-83	Ken Weeks	16-13	2-6	---	T-Seventh	Second Round	---
1983-84	Ken Weeks	23-9	5-3	12/--	T-Fourth	Finals	NCAA Sweet 16
1984-85	Ken Weeks	18-10	3-5	---	T-Seventh	First Round	---
1985-86	Lois Myers	20-9	3-6	---	Eighth	Second Round	---
1986-87	Lois Myers	19-10	2-7	---	Eighth	Second Round	---
1987-88	Lois Myers	18-10	5-4	---	Sixth	Second Round	NCAA First Round
1988-89	Lois Myers	14-15	1-8	---	10th	Second Round	---
1989-90	Rick Moody	16-12	4-5	---	Seventh	First Round	---
1990-91	Rick Moody	17-12	3-6	---	Ninth	Second Round	---
1991-92	Rick Moody	23-7	7-4	18/17	Third	Second Round	NCAA Second Round
1992-93	Rick Moody	22-9	6-5	--/25	Fifth	Semifinals	NCAA Second Round
1993-94	Rick Moody	26-7	7-4	16/4	Fourth	Semifinals	NCAA Final Four
1994-95	Rick Moody	22-9	7-4	13/13	Sixth	Semifinals	NCAA Sweet 16
1995-96	Rick Moody	24-8	7-4	10/11	Fourth	Finals	NCAA Sweet 16
1996-97	Rick Moody	25-7	10-2	8/11	Second	Semifinals	NCAA Sweet 16
1997-98	Rick Moody	24-10	10-4	11/13	Third	Finals	NCAA Sweet 16
1998-99	Rick Moody	20-11	7-7	22/25	Fifth	Semifinals	NCAA Second Round
1999-00	Rick Moody	15-14	5-9	---	Eighth	First Round	WNIT First Round
2000-01	Rick Moody	19-12	5-9	---	Eighth	Second Round	WNIT Second Round
2001-02	Rick Moody	19-12	7-7	---	Eighth	First Round	WNIT Quarterfinal
2002-03	Rick Moody	13-15	3-11	---	10th	First Round	---
2003-04	Rick Moody	12-16	4-10	---	10th	First Round	---
2004-05	Rick Moody	14-15	4-10	---	Ninth	Second Round	---
2005-06	Stephany Smith	9-19	3-11	---	11th	First Round	---
2006-07	Stephany Smith	10-20	0-14	---	12th	First Round	---
2007-08	Stephany Smith	8-22	1-13	---	12th	First Round	---
2008-09	Wendell Hudson	13-17	1-13	---	12th	First Round	---
2009-10	Wendell Hudson	12-18	4-12	---	11th	First Round	---
2010-11	Wendell Hudson	18-15	5-11	---	10th	First Round	WNIT Semifinals
2011-12	Wendell Hudson	12-19	2-14	---	11th	First Round	---
<b>Overall Record</b>		<b>644-479</b>	<b>132-229</b>				



**STEPHANIE SCHLEUDER**  
39-36 (.520)  
Three seasons



**ED NIXON**  
46-38 (.548)  
Three seasons



**ANN CRONIC**  
21-12 (.636)  
One season



**KEN WEEKS**  
74-43 (.632)  
10-14 SEC (.417)  
Four seasons



**LOIS MYERS**  
71-44 (.617)  
10-26 SEC (.277)  
Four seasons



**RICK MOODY**  
311-176 (.653)  
96-101 SEC (.487)  
16 seasons



**STEPHANY SMITH**  
27-61 (.307)  
4-39 SEC (.093)  
Three seasons



**WENDELL HUDSON**  
55-69 (.444)  
12-50 SEC (.194)  
Four seasons



ALL-TIME ROSTER

**- A -**

Akers, Sylvia, F/C ..... 1981-82  
 Gainesville, Ga.  
 Alexander, Sharrona, F ..... 1993-94  
 Murfreesboro, Tenn.  
 Allen, Taquilla, G/F ..... 2000-01  
 Pleasant Grove, Ala.  
 Allen, Taylor, G ..... 2008  
 Pinson, Ala.  
 Amey, Stephanie, G ..... 1978

**- B -**

Bankhead, Wanda, G ..... 1979  
 Florence, Ala.  
 Baragry, Rebecca, G ..... 1997  
 Melbourne, Australia  
 Barnes, Harriet, F/C ..... 2005-07  
 Birmingham, Ala.  
 Barnes, Yalika "Boo", G ..... 2000-01  
 Montgomery, Ala.  
 Barrett, Donna, F ..... 1979  
 Kennesaw, Ga.  
 Barrier, Kim, G ..... 1987  
 Elkhart, Ind.  
 Beasley, Mary, G ..... 1981  
 Bowdon, Ga.  
 Beaty, Julie, G ..... 1987-90  
 Ider, Ala.  
 Belcher, Kari, G ..... 1998-2000  
 Mt. Olive, Ala.  
 Bellinger, Crystal, G ..... 2005-06  
 Manhattan, N.Y.  
 Bethel, Latasha, F ..... 1989-90  
 Decatur, Ga.  
 Biddle, Tauwana, G ..... 1975-76  
 Bivins, Monique, G ..... 2002-05  
 Alabaster, Ala.  
 Blackwell, Linda, G ..... 1979  
 Huntsville, Ala.  
 Blands, Camilla, G ..... 2005-09  
 Naerum, Denmark  
 Blesch, Becky, G ..... 1998  
 Ringgold, Ga.  
 Boss, Glenda, F ..... 1978-81  
 Tennesse, Ga.  
 Bowden, Tracy, C ..... 1988-91  
 Rush Springs, Okla.  
 Bozeman, Debbie, F ..... 1980-82  
 Sylvester, Ga.  
 Braden, Sissy, F ..... 1987-90  
 Lewisburg, Tenn.  
 Brooks, Bridgette, G ..... 1985  
 Starkville, Miss.  
 Bryant, Betty, G ..... 1983, 1985  
 Cordele, Ga.  
 Burgess, Linda, F ..... 1991-92  
 Madison, Ala.  
 Burrow, Rozetha, F ..... 1992  
 Pinson, Ala.  
 Bush, Kristin, G ..... 2011-12  
 Huntsville, Ala.  
 Butler, Alyson, G ..... 2007-10  
 Cleveland, Tenn.

**- C -**

Cale, Anne, C ..... 1978-81  
 Reston, Va.  
 Canty, Dominique, G ..... 1996-99  
 Chicago, Ill.  
 Carden, Stacey, G ..... 1987-88  
 Huntsville, Ala.  
 Carn, Daleisha, G ..... 2008  
 Jacksonville, Fla.  
 Carruth, Nicole, G ..... 1997-2001  
 Sulligent, Ala.

Cartwell, LaNisha, C/F ..... 1999-2002  
 Montevallo, Ala.  
 Caudle, LaToya, C/F/P ..... 1997-99  
 Madison, Ala.  
 Chandler, Talisha, F ..... 2007-08  
 Clover, S.C.  
 Claybrook, Leslie, F ..... 1990-93  
 Luverne, Ala.  
 Colvin, Kamisha, G ..... 1995  
 Montgomery, Ala.  
 Conaway, Donna, F/G ..... 1981-82  
 Temple, Ga.  
 Conners, Cindy, G ..... 1975  
 Cox, Vickie, F/G ..... 1985-86  
 LaGrange, Ga.  
 Crenshaw, Camillia, G ..... 1991-94  
 Fayette, Ala.  
 Crenshaw, Joni, F/C ..... 1998-2001  
 Meridian, Miss.  
 Crosby, Kyra, F ..... 2012  
 Powder Springs, Ga.  
 Crosslin, Cara, F ..... 1994-97  
 Tusculumbia, Ala.  
 Croyle, Reagan, F ..... 1997-99  
 Gadsden, Ala.  
 Crumpton, Cassandra, F ..... 1983-84  
 Orrville, Ala.  
 Cunningham, Susan, G ..... 1980  
 Winfield, Ala.

**- D -**

Daniels, Aneesah, F ..... 2012  
 Decatur, Ga.  
 Daniels, Consuelo, F ..... 1994-95  
 Rome, Ga.  
 Davis, DeeDee, C ..... 1984-87  
 Pensacola, Fla.  
 Davis, Elisa, G ..... 1982  
 Tuscaloosa, Ala.  
**DAVIS, EMILY, G ..... 2013-**  
**Enterprise, Ala.**  
 Davis, Nikki, G ..... 2007  
 Frankfort, Ky.  
 Day, Jennifer, G ..... 1989  
 Houston, Texas  
 Day, Melissa, C ..... 1980  
 Jackson, Miss.  
 Del-Valle, Melissa, G ..... 1992-93  
 Queens, N.Y.  
 DePriest, Lisa, G ..... 1979-81  
 Jackson, Tenn.  
 Drury, Leah, G ..... 2003-07  
 Greensboro, Ala.  
 Dubose, DeDe, C ..... 1983-86  
 Austell, Ga.  
 Duncan, Pam, G ..... 1995-98  
 Carrollton, Ala.

**- E -**

Elliot, Christy, G ..... 2008  
 Tuscaloosa, Ala.  
 Ellis, Julie, F ..... 1975-76  
 Enis, Shalonda, P/F ..... 1996-97  
 Celeste, Texas  
 Ezell, Britney, G ..... 1995-98  
 Franklin, Tenn.

**- F -**

**FARMER, CELISCIA, G ..... 2010-**  
**Madison, Wis.**  
 Fisher, Margaret, G ..... 1976-79  
 Nashville, Tenn.  
 Franco, Dorothy, G ..... 1977-78  
 Milford, Conn.  
 Franklin, Stacey, F ..... 1989-92  
 Smyrna, Ga.

Freeman, Tawana, F ..... 2004  
 Louisville, Ky.  
 Friday, Deborah, G ..... 1979  
 Tuscaloosa, Ala.  
 Fuller, Shondra, F ..... 1993-95  
 Decatur, Ala.

**- G -**

Gamble, Natasha, F/C ..... 2002-05  
 Jackson, Ala.  
 Gavin, Audrey, G ..... 1984-85  
 Webster, Fla.  
 Geiger, Kathy, F ..... 1976  
 Giles, Peggy, F ..... 1982  
 Gonzalez, Michelle "Boo", G ..... 1988  
 Marietta, Ga.  
 Goss (Monteith), Leah, G ..... 1994-98  
 Centre, Ala.  
 Griswold, Patricia, F ..... 1979  
 Bessemer, Ala.  
 Gunter, Sheila, G ..... 1979  
 Clinton, Miss.

**- H -**

Hackett, Gwen, C/F ..... 1976-78  
 Hall, Hazel, G ..... 1978-81  
 Marietta, Ga.  
 Hall, Neacole, G ..... 1985  
 York, Ala.  
 Hamilton, Tamisha, C ..... 2004  
 Corpus Christi, Texas  
 Hancock, Katie, G/F ..... 2008-11  
 Tupelo, Miss.  
 Harris, Betsy ..... 1991-94  
 Decatur, Miss.  
 Heard, Laura, F ..... 1987-90  
 Elberton, Ga.  
**HEGSTETTER, NIKKI, F ..... 2013-**  
**Kennesaw, Ga.**  
 Hill, Lauren, G/F ..... 2003-06  
 New Orleans, La.  
 Hill, Mitzi, G ..... 1975  
 Hillard, Terri, G/F ..... 1981-84  
 Memphis, Tenn.  
 Hines, Kittie, G ..... 1983-84  
 Frankfort, Ky.  
 Hogue, Erin, G/F ..... 2011-12  
 Birmingham, Ala.  
 Holland, Kelly, G ..... 1979-82  
 Clinton, Miss.  
 Hollifield, Caitlin, F ..... 2008  
 Knoxville, Tenn.  
 Holtzclaw, Kidada, G ..... 1995-98  
 Sylacauga, Ala.  
**HORN, KANEISHA, F ..... 2011-**  
**Birmingham, Ala.**  
 Howell, Terrie, G ..... 1985-86  
 Clinton, Miss.  
 Hudgins, Mary, F ..... 1976-79  
 Huntsville, Ala.  
 Hunter, Shun, F ..... 1999-2003  
 Pensacola, Fla.  
**HUTCHEN, BRIANA, F ..... 2012-**  
**Baltimore, Md.**  
 Hutton, Karen, G ..... 1980  
 Pulaski, Tenn.  
 Hutton, Ledean ..... 1977-78

**- J -**

**JACK, BRITTANY, F ..... 2012-**  
**Suwanee, Ga.**  
 Jenkins, Tierney, F ..... 2008-11  
 Mt. Juliet, Tenn.  
 Johns, Jamilah, C ..... 2001-03  
 Starkville, Miss.  
 Johnson, Chanel, F/C ..... 2004-06  
 Tulsa, Okla.

RECORDS & HISTORY

ALL-TIME ROSTER

Johnson, Krystle, C ..... 2004-06  
Hoover, Ala.  
Johnson, Niesha, G ..... 1992-95  
Clinton, Miss.  
Johnson, Shondra, G ..... 1999-2002  
New Orleans, La.  
Jones, Jaqui, F/G ..... 1996-2000  
Chicago, Ill.  
Jones, Latrish, P/C ..... 1996-99  
Huntsville, Ala.  
Jones, Leila, G ..... 1975-76  
Jones, Nia, G/F ..... 1986-87  
Baltimore, Md.  
Joye, Lateefah, G ..... 2005  
Brooklyn, N.Y.

- K -

Kelso, Dottie, G/F ..... 1983-84  
Lewisburg, Tenn.  
King, LaToya, G ..... 2010-11  
Stuart, Fla.  
Koonce, Carla, G ..... 1991-95  
Dothan, Ala.

- L -

Lacey, Amber, F ..... 1996  
Altadena, Calif.  
Langley, Vivian, G/F ..... 1975-76  
Lannom, Amy, G ..... 1989-92  
Gallatin, Tenn.  
Lard, Mandy, G ..... 2001  
Hoover, Ala.  
Lee, Beverly, G ..... 1989-91  
Smyrna, Ga.  
Lee, Judith, G ..... 1983  
Tuscaloosa, Ala.  
**LEE, KHRISTIN, G ..... 2011-**  
**Birmingham, Ala.**  
Leonard, Lisa, G ..... 1982-83  
Marietta, Ga.

- M -

Magee, Dedrea G ..... 2007-10  
Picayune, Miss.  
Martello, "Binky", G ..... 2001  
Milton, Fla.  
Mastin, Kate, G ..... 2003-07  
Boaz, Ala.  
Matarazzi, Becky, G/F ..... 1978  
McCoy, Carmen, C ..... 2009-11  
Leeds, Ala.  
McDougle, Cynthia, F ..... 1985-87, 1989  
Waynesboro, Miss.  
McKeever, Laura, G ..... 1975  
Meier, Stephanie, G ..... 1987-89  
Wilmington, Del.  
Menefee, Sandra, G ..... 1986  
Tuskegee, Ala.  
**MERRITT, JESSICA, G ..... 2012-**  
**Talladega, Ala.**  
Merriweather, Dee, C ..... 2003-06  
Hanceville, Ala.  
Mills, Tausha, C ..... 1997-98  
Garland, Texas  
**MITCHAM, ALICIA, F ..... 2011-**  
**Balch Springs, Texas**  
Mitchell, Patty, G ..... 1975-78  
Moore, Navonda, G ..... 2004-07  
Jackson, Miss.  
Moore, Tina, F ..... 1987-88  
Phoenix, Ariz.  
Murray, Sandra, G ..... 1977-79  
Birmingham, Ala.  
**MYERS, SHAFONTAYE, G ..... 2011-**  
**Newbern, Ala.**

- N -

Nettles, Marverly, G ..... 2004-06  
Birmingham, Ala.

- O -

Och, Kathy, F ..... 1980  
Clairton, Pa.

- P -

Papisan, Leigh, F ..... 2000-03  
Hoover, Ala.  
Payne, Carol, G ..... 1979  
Pensacola, Fla.  
Payne, Leslie, C ..... 1978-81  
Pensacola, Fla.  
**PERKINS, MEGHAN, G ..... 2012-**  
**Montgomery, Ala.**  
Perkins, Sandra "Binki", G ..... 1991  
Muscle Shoals, Ala.  
Peters, Ferris, F ..... 2000  
Baton Rouge, La.  
Pitts, Brenda, F ..... 1975-78  
Prescott, Nikki, F/C ..... 1999  
San Diego, Calif.  
Pyles, Shelly, G ..... 1985-88  
Haleyville, Ala.

- R -

Raffington, Varisia, G ..... 2008-11  
Tallahassee, Fla.  
Rasenberg, Jackie, C ..... 1987  
Brockville, Ontario  
Redus, Manisha, G ..... 2001-04  
Decatur, Ala.  
Reed, "Capper", G ..... 2001-03  
Guntersville, Ala.  
Reshard, Nathalie, F ..... 2007-08  
Niceville, Fla.  
Richardson, Willene, G ..... 1975  
**ROBINSON, JASMINE, G ..... 2011-**  
**Memphis, Tenn.**  
Robinson, Kayla, F ..... 2009-10  
Edwards, Miss.  
Rorie, Ivey, G ..... 1978  
Roy, Doris, F ..... 1977-78  
Rushing, Sandra, G ..... 1983-86  
Biloxi, Miss.  
Russell, Ericka, G ..... 2009-12  
Tuscaloosa, Ala.  
Rutherford, Mamie, C ..... 2005-06  
Hatton, Ala.  
Rutledge, Tracey, G ..... 1986-88  
Hull, Ga.

- S -

Scarborough, Gayle, G ..... 1975-76  
Shaw, Jocelyn F ..... 2010  
Mobile, Ala.  
Shelton, Angie, G ..... 1983-84  
Lewisburg, Tenn.  
**SIMMONS, DAISHA, G ..... 2012-**  
**Jersey City, N.J.**  
Sipe, Katie, G ..... 2002-05  
Hillsboro, Tenn.  
Smith, Carol, C ..... 1982-86  
Milan, Tenn.  
Smith, Justina, C/F ..... 1984  
Cairo, Ill.  
\*Smith, Kathy, C ..... 1976-78  
Smith, Michelle, C/F ..... 1988-91  
Tuscaloosa, Ala.  
Smith, Sarah, F/C ..... 1993-96  
Montevallo, Ala.  
Smith, Sherry, F ..... 1975  
Smith, Sparkle, F ..... 2001-02  
Detroit, Mich.

Smithson, Janie, G/F ..... 1975-76  
Snoddy, Dorothy, F ..... 1975  
Snyder, Kristie, G ..... 1982  
Knoxville, Tenn.  
Stanley, Betty ..... 1975  
**STEELE, JASMINE, G ..... 2013-**  
**Midfield, Ala.**  
Stevenson, Marlene, F ..... 1992-95  
Prichard, Ala.  
Stockham, Laura, F ..... 1982  
Schenerville, Ind.  
Strauthers, Courtney, F/C ..... 2007-10  
Snellville, Ga.  
Strickland, Mivvi, F ..... 2002  
Vestavia Hills, Ala.  
Sykes, Candace G ..... 2009-10  
St. Anne, Ill.

- T -

Taylor, Oreal, F ..... 2001-04  
Courtland, Ala.  
Teepie, Jennifer, G ..... 1996-97  
Savannah, Ga.  
Thompson, Madonna, G ..... 1992-95  
Collinwood, Tenn.  
Tice, Tonya, G ..... 1995  
Hamilton, Ala.  
Timmerman, Pam, F ..... 1983-86  
Graniteville, S.C.  
Tipton, Deborah, F/C ..... 1981-82  
Atlanta, Ga.  
Tubbs, Donna, G/F ..... 1976

- V -

Vaughan, Jennifer, C ..... 1999-2000  
Marietta, Ga.  
Vaughn, Laura, F/C ..... 1988-91  
Kingsport, Tenn.  
Vice, Beth, G/F ..... 1999-2003  
Mt. Sterling, Ky.  
Vordenbaum, Cindy, C/F ..... 1976-78

- W -

Walls, Monique, G/F ..... 1994  
Richmond, Ind.  
**WATERS, ERIKA, G ..... 2011-**  
**Lawrenceville, Ga.**  
Watkins, Yolanda, F/C ..... 1993-97  
Decatur, Ala.  
West, Barbara Ann, G/F ..... 1990-92  
Pineview, Ga.  
Wheeler, Donyel, G ..... 2002  
Birmingham, Ala.  
White, Beverly, G ..... 1977-78  
Lexington, Ala.  
White, Rachel, G ..... 1976  
Williams, Brenda, G ..... 1976  
Williams, Johna, F ..... 1987-88  
Tuscaloosa, Ala.  
Williams, Kaunda, G ..... 1999  
Laurel Hill, Fla.  
Williams, Lois, G ..... 1982  
Sylacauga, Ala.  
Williams, Tamara, F ..... 2007-10  
Alabaster, Ala.  
Willis, Kendra, F/C ..... 1988-91  
Griffin, Ga.

- Y -

Yeniley, Aycan, G ..... 1993-94  
Istanbul, Turkey

\* Alabama's first official signee

ALL-TIME JERSEY NUMBERS

**- 00 -**

LaToya Caudle	1997-99
Chanel Johnson	2004-06

**- 0 -**

**DAISHA SIMMONS** 2012-PRESENT

**- 1 -**

Jennifer Day	1989
Consuelo "Nanae" Daniels	1994-95
Latrish Jones	1996-99
Sparkle Smith	2001-02
Mamie Rutherford	2005-06
Christy Elliot	2008
Aneesah Daniels	2012

**JASMINE STEELE** 2013-

**- 2 -**

Monique Walls	1994
Donyel Wheeler	2002
Marverly Nettles	2004-06
Dedrea Magee	2007-10
Kristin Bush	2011

**- 3 -**

Tonya Tice	1995
Shalonda Enis	1996-97
Taquilla Allen	2000-01
Alyson Butler	2007-10

**JASMINE ROBINSON** 2011-

**- 4 -**

Jennifer Day	1989
Consuelo "Nanae" Daniels	1994-95
Latrish Jones	1996-99
Sparkle Smith	2001-02
Mamie Rutherford	2005-06
Christy Elliot	2008

**EMILY DAVIS** 2013-

**- 5 -**

Melissa Day	1980
Melissa Del-Valle	1992-93
Tausha Mills	1997-98
Krystle Johnson	2004-06
Caitlin Hollifield	2008

**CELISCIA FARMER** 2010-

**- 10 -**

Linda Blackwell	1979
Tracey Rutledge	1986-88
Amy Lannom	1989-92
Aycan Yeniley	1993-94
Dominique Canty	1996-99
Mivvi Strickland	2002
Leah Drury	2003-07
LaToya King	2010-11

**MEGHAN PERKINS** 2012-

**- 11 -**

Vivian Langley	1975-76
Ledean Hutton	1977-78
Donna Barrett	1979

Rozetha Burrow	1992
Shun Hunter	1993-96
Lateefah Joye	2005

**JESSICA MERRITT** 2013-

**- 12 -**

Leila Jones	1975-76
Margaret Fisher	1976-79
Karen Hutton	1980
Kristie Snyder	1982
Kittie Hines	1983-84
Audrey Gavin	1984-85
Beverly Lee	1989-91
Madonna Thompson	1992-95
Nicole Carruth	1997-01
Nikki Davis	2007
Taylor Allen	2008

**SHAFONTAYE MYERS** 2011-

**- 13 -**

Kathy Geiger	1976
Doris Roy	1977-78
Debbie Bozeman	1980-82
Mary Beasley	1981
Audrey Gavin	1984-85
Tina Moore	1987-88

**NIKKI HEGSTETTER** 2013-

**- 14 -**

Sherry Smith	1975
Brenda Williams	1976
Dorothy Franco	1977-78
Lisa DePriest	1979-81
Donna Connaway	1981-82
Pam Timmerman	1983-86
Nia Jones	1986-87
"Boo" Gonzalez	1988
Becky Blesch	1998
Mandy Lard	2001
Erin Hogue	2011-12

**- 15 -**

Gayle Scarborough	1975-76
Beverly White	1977-78
Barbara Ann West	1990-92
Sharrona Alexander	1993-94
Reagan Croyle	1997-99
Manisha Redus	2001-04
Camilla Blands	2005-09

**ERIKA WATERS** 2011-

**- 20 -**

Wanda Bankhead	1979
Lois Williams	1982
Dottie Kelso	1983-84
Neacole Hall	1985
Sandra Menefee	1986
Johna Williams	1987-88
Latasha Bethel	1989-90
Niesa Johnson	1992-95
Beth Vice	1999-03
Tawana Freeman	2004
Varisia Raffington	2008-11

**- 21 -**

Julie Ellis	1975-76
Rachel White	1977
Deborah Friday	1979
Susan Cunningham	1980
Betsy Harris	1991-94
Shondra Johnson	1999-02
Kate Mastin	2003-07
Tierney Jenkins	2008-11
Kyra Crosby	2012

**- 22 -**

Laura McKeever	1975
Particia Griswold	1979
Donna Conaway	1981-82
Lisa Leonard	1982-83
Bridgette Brooks	1985
Julie Beaty	1987-90
Sarah Smith	1993-96
Kari Belcher	1998-00
"Capper" Reed	2001-03
Courtney Strauthers	2007-10

**KHRISTIN LEE** 2011-

**- 23 -**

Patty Mitchell	1975-78
Terrie Howell	1983-86
Laura Heard	1987-90
Camilia Crenshaw	1991-94
Pam Duncan	1995-98
Oreal Taylor	2001-04
Ericka Russell	2009-12

**- 24 -**

Mitzi Hill	1975
Sandra Murray	1977-79
Kelly Holland	1980-82
Sandra Rushing	1983-86
Sissy Braden	1987-90
Carla Koonce	1991-95
Jennifer Teeple	1996-97
"Boo" Barnes	2000-01
Monique Bivins	2002-05
Nathalie Reshard	2007-08

**- 25 -**

Vivian Langley	1975-76
Gwen Hackett	1976-78
Sheila Gunter	1979
Shelly Pyles	1985-88
Brittney Ezell	1995-98
Katie Sipe	2002-05
Kayla Robinson	2009-10

**BRIANA HUTCHEN** 2012-

**- 30 -**

Brenda Pitts	1975-78
Laura Stockham	1982
Justina Smith	1984
Nia Jones	1986-87
Stephanie Meier	1987-89
Sandra Perkins	1991
Shondra Fuller	1993-95

RECORDS & HISTORY



**ALL-TIME JERSEY NUMBERS**

Rebecca Baragry	1997
Kaunda Williams	1999
"Binky" Martello	2001
Carmen McCoy	2009-11
<b>BRITTANY JACK</b>	<b>2012-</b>
<b>- 31 -</b>	
Janie Smithson	1975-76
Marlene Stevenson	1992-95
Katie Hancock	2008-11
<b>- 32 -</b>	
Tawanna Biddle	1975-76
Mary Hudgins	1976-79
Leah (Monteith) Goss	1994-98
Natasha Gamble	2002-05
Tamara Williams	2007-10
<b>ALICIA MITCHAM</b>	<b>2011-</b>
<b>- 33 -</b>	
Willene Richardson	1975
Kathy Smith	1976-78
Cara Crosslin	1994-97
Joni Crenshaw	1998-01
Lauren Hill	2003-06
Daleisha Carn	2008
Jessica Merritt	2012
<b>- 34 -</b>	
Cindy Connors	1975
Mary Hudgins	1976-79
Kathy Och	1980
Terri Hillard	1981-84
DeeDee Davis	1984-87
Michelle Smith	1988-91
Nikki Prescott	1999
Leigh Papisan	2000-03
Navonda Moore	2004-07
<b>- 35 -</b>	
Dorothy Snoddy	1975
Cindy Vordenbaum	1976-78
Carol Payne	1979
Debbie Bozeman	1980-82
Betty Bryant	1983, 85
Vickie Cox	1985-86
Kim Barrier	1987
Tracy Bowden	1988-91
<b>- 40 -</b>	
Deborah Tipton	1981-82
Judith Lee	1983
Kendra Willis	1988-91
Ferris Peters	2000
Talisha Chandler	2007-08
<b>KANEISHA HORN</b>	<b>2010-</b>
<b>- 41 -</b>	
Jocelyn Shaw	2010

<b>- 42 -</b>	
Hazel Hall	1978-81
Deborah Tipton	1981-82
Linda Burgess	1991-92
Kidada Holtzclaw	1995-98
Jennifer Vaughan	1999-00
Jamilah Johns	2001-03
<b>- 43 -</b>	
Carol Smith	1982-86
Jackie Rasenberg	1987
Stacey Carden	1988
Amber Lacey	1996
<b>- 44 -</b>	
Anne Cale	1978-81
Elisia Davis	1982
Cassandra Crumpton	1983-84
Cynthia McDougale	1985-87, 89
Kendra Willis	1988-91
Leslie Claybrook	1990-93
LaToya Caudle	1997-99
<b>- 45 -</b>	
Glenda Boss	1978-81
Angie Shelton	1983-84
Terrie Howell	1985-86
Laura Vaughn	1988-91
LaNisha Cartwell	1999-02
<b>- 50 -</b>	
Stacey Franklin	1989-92
Harriet Barnes	2005-07
<b>- 52 -</b>	
Sylvia Akers	1981-82
DeDe Dubose	1983-86
Laura Vaughn	1988-91
Dee Merriweather	2003-06
<b>- 53 -</b>	
Leslie Payne	1978-81
DeeDee Davis	1984-87
Jaqui Jones	1996-00
<b>- 54 -</b>	
Yolanda Watkins	1993-97
<b>- 55 -</b>	
Tamisha Hamilton	2004

**ALL-TIME ASSISTANT COACHES**

Name	Years
Ron Aldy	2003-05
Kelly Brooks	2002-03
Pat Charity	1997-2000
Jane Ellen Cook	1982
Joni Crenshaw #*	2008-10
Leah Drury *	2010-12
Ty Evans #	2007-12
Brittney Ezell *	2000-05
Liz Foster	1979-80
Stacey Franklin *	2008-10
<b>CLARISSE GARCIA</b>	<b>2013-</b>
Tori Harrison	1988-89
Quentin Hillsman	2004-05
Kelly Holland *	1983
Dottie Kelso *	1989-93
Mike Kindred	1985-86
Lisa Leonard *	1987-88
Cheryl Littlejohn	1995-97
Jeff Lovell	1996-97
<b>TIM MILLER</b>	<b>2013-</b>
Rick Moody	1982-84
C.C. Moorer *	1997-2004
Robert Mosley	2010-12
Michael Murphy	1997-2002
Lois Myers	1984-85
Lisa Nuxol-Wilson	2005-2008
Tonya Tice Peoples *	1996-97
<b>DONNIE QUINN</b>	<b>2013-</b>
Saudia Roundtree	2005-06
Sherri (Blount) Smelser	1982-95
John Treloar	1979-80
Leigh Walker	1991-95
Melanie Walls	2005-2008

# - Associate head coach

\* - Former Alabama players


ALL-AMERICANS



**1983**

**CASSANDRA  
CRUMPTON**

**THIRD TEAM**  
American Women's Sports Federation




**1992**

**LINDA  
BURGESS**

**THIRD TEAM**  
Women's Basketball News Service

**HONORABLE MENTION**  
Basketball Times



**1992-95**

**NIESA  
JOHNSON**

**FIRST TEAM**  
Kodak/WBCA (1994, 95)  
Associated Press (1995)  
U.S. Basketball Writers Association (1994, 95)  
*Basketball Times* (1994)


**SECOND TEAM**  
Women's Basketball News Service (1995)

**HONORABLE MENTION**  
*Basketball Times* (1993)

**FRESHMAN**  
*Basketball Times* (1992)  
U.S. Basketball Writers Association (1992)  
Women's Basketball News Service (1992)

RECORDS &  
HISTORY

ALL-AMERICANS



**1996-97**

**SHALONDA  
ENIS**

**FIRST TEAM**

Kodak/WBCA (1996)  
Women's Basketball News Service (1996)  
U.S. Basketball Writers Association (1997)

**SECOND TEAM**

*The Sporting News* (1997)

**THIRD TEAM**

Associated Press (1996, 97)

**HONORABLE MENTION**

Kodak/WBCA (1997)



**1996-99**

**DOMINIQUE  
CANTY**

**FIRST TEAM**

Associated Press (1999)  
U.S. Basketball Writers Association (1998, 99)  
Women's Basketball News Service (1999)  
*Women's Basketball Journal* (1999)

**SECOND TEAM**

Women's Basketball News Service (1998)  
Associated Press (1998)  
*Women's Basketball Journal* (1998)

**THIRD TEAM**


U.S. Basketball Writers Association (1997)

**HONORABLE MENTION**

Kodak/WBCA (1997, 98, 99)  
Associated Press (1997)

**FRESHMAN**

Women's Basketball News Service (1992)



**1997**

**LEAH  
GOSS**

**HONORABLE MENTION**

Associated Press



SEC AWARDS

ALL-SEC

FIRST TEAM

Year	Name	Class	Pos.
1982	Terri Hillard	Soph.	G
1983	Cassandra Crumpton	Jr.	F
1985	Carol Smith	Jr.	C
1986	Carol Smith	Sr.	C
1988	Tracey Rutledge	Jr.	G
1991	Linda Burgess	Jr.	F
1992	Linda Burgess	Sr.	F
1993	Niesa Johnson*	Soph.	G
1994	Niesa Johnson*	Jr.	G
	Yolanda Watkins	Soph.	C
1995	Niesa Johnson*	Sr.	G
1996	Shalonda Enis*	Jr.	F
1997	Dominique Canty	Soph.	G
	Shalonda Enis	Sr.	F
1998	Dominique Canty*	Jr.	G
1999	Dominique Canty*	Sr.	G
2011	Tierney Jenkins	Sr.	F

\* - unanimous

SECOND TEAM

Year	Name	Class	Pos.
1988	Michelle Smith	Fr.	C
1989	Laura Heard	Jr.	F
1990	Laura Vaughn	Jr.	F
1993	Yolanda Watkins	Fr.	F/C
1994	Betsy Harris	Sr.	G
1995	Yolanda Watkins	Jr.	C
1997	Yolanda Watkins	Sr.	C
1998	Brittney Ezell	Sr.	G
	Tausha Mills	Sr.	C
2000	Shondra Johnson	Soph.	G
2001	Shondra Johnson	Jr.	G
2002	Shondra Johnson	Sr.	G
2004	Monique Bivins	Jr.	G
2005	Monique Bivins	Sr.	G
2006	Navonda Moore	Jr.	G

HONORABLE MENTION

Year	Name	Class	Pos.
1988	Laura Heard	Soph.	F
	Laura Vaughn	Fr.	F/C
1989	Michelle Smith	Soph.	C
1992	Niesa Johnson	Fr.	G

DEFENSIVE TEAM

Year	Name	Class	Pos.
2011	Tierney Jenkins	Sr.	F

SEC FRESHMAN OF THE YEAR

Year	Name	Pos.
1992	Niesa Johnson	G

SEC ALL-FRESHMAN

Year	Name	Pos.
1992	Niesa Johnson	G
1993	Yolanda Watkins	F/C
1996	Dominique Canty	G
2004	Kate Mastin	G
2008	Tierney Jenkins	F
2009	Ericka Russell	G
2011	Kaneisha Horn	F

SECOND TEAM SEC ALL-FRESHMAN

Year	Name	Pos.
1988	Michelle Smith	C
1989	Amy Lannom	G
	Stacey Franklin	F

HONORABLE MENTION SEC ALL-FRESHMAN

Year	Name	Pos.
1988	Laura Vaughn	C/F

SEC COACH OF THE YEAR

1986	Lois Myers
------	------------

SEC TOURNAMENT MVP

Year	Name	Class	Pos.
1984	Cassandra Crumpton	Sr.	F
*1996	Dominique Canty	Fr.	G

\* - First freshman SEC tournament MVP

SEC ALL-TOURNAMENT TEAM

Year	Name	Class	Pos.
1981	Mary Beasley	Soph.	C
	Leslie Payne	Soph.	C
1982	Terri Hillard	Soph.	G
1984	Cassandra Crumpton	Sr.	F
1993	Niesa Johnson	Soph.	G
1995	Niesa Johnson	Sr.	G
1996	Dominique Canty	Fr.	G
	Brittney Ezell	Soph.	G
1998	Dominique Canty	Jr.	G
1999	Dominique Canty	Sr.	G

SEC PLAYERS OF THE WEEK

Date	Name
Jan. 14, 1986	Sandra Rushing
Jan. 14, 1991	Linda Burgess
March 2, 1992	Linda Burgess
Feb. 15, 1993	Niesa Johnson
Jan. 8, 1996	Shalonda Enis
Feb. 17, 1997	Shalonda Enis
Feb. 9, 1998	Dominique Canty
Feb. 15, 1999	Dominique Canty
Dec. 23, 2002	Beth Vice
Nov. 15, 2011	Tierney Jenkins
Feb. 21, 2011	Ericka Russell

SEC FRESHMAN OF THE WEEK

Nov. 22, 2010	Jasmine Robinson
Nov. 29, 2010	Kaneisha Horn
Nov. 28, 2011	Aneesah Daniels



Tierney Jenkins was named to the All-SEC First Team as well as the SEC All-Defensive Team following the 2010-11 season.

**MISCELLANEOUS AWARDS • POLL HISTORY**

**NAISMITH PLAYER OF THE YEAR FINALISTS**

1994	Niesa Johnson
1997	Shalonda Enis
1998	Dominique Canty
1999	Dominique Canty

**PRESEASON NAISMITH CANDIDATES**

1995	Niesa Johnson
1997	Shalonda Enis

**USBWA FRESHMAN OF THE YEAR**

1992	Niesa Johnson
------	---------------

**BASKETBALL TIMES NATIONAL FRESHMAN OF THE YEAR**

1992	Niesa Johnson
------	---------------

**WOMEN'S BASKETBALL NEWS SERVICE FRESHMAN OF THE YEAR**

1992	Niesa Johnson
------	---------------

**SPORTS ILLUSTRATED NATIONAL PLAYER OF THE WEEK**

Dec. 30, 1992	Niesa Johnson
---------------	---------------

**ALABAMA AMATEUR ATHLETE OF THE YEAR**

1993	Niesa Johnson
------	---------------

**USA BASKETBALL JUNIOR NATIONAL TEAM**

1992	Niesa Johnson
1993	Niesa Johnson

**USA BASKETBALL WOMEN'S NATIONAL TEAM**

1994	Niesa Johnson
------	---------------

**USA BASKETBALL WORLD UNIVERSITY GAMES TEAM**

1995	Niesa Johnson
------	---------------

**BEFORE ALABAMA**

**WBCA JC/CC PLAYER OF THE YEAR**

1995	Shalonda Enis
1996	Tausha Mills
1998	Kaunda Williams
1999	Boo Barnes

**NAISMITH NATIONAL PLAYER OF THE YEAR**

1992	Yolanda Watkins
------	-----------------

**USA TODAY NATIONAL PLAYER OF THE YEAR**

1992	Yolanda Watkins
------	-----------------

**MCDONALD'S HIGH SCHOOL ALL-AMERICAN**

2010	Kaneisha Horn
------	---------------

**WBCA HIGH SCHOOL ALL-AMERICAN**

2010	Kaneisha Horn
------	---------------

**GATORADE PLAYER OF THE YEAR**

1991	Niesa Johnson (Mississippi)
1992	Yolanda Watkins (Alabama)
1996	Joni Crenshaw (Mississippi)
2006	Dedrea Magee (Mississippi)
2010	Kaneisha Horn (Alabama)

**STATE PLAYER OF THE YEAR**

1985	Julie Beaty (Alabama 3A)
1985	Tracey Rutledge (Georgia)
1991	Niesa Johnson (Mississippi)
1993	Shalonda Enis (Texas Class A)
1994	Latrish Jones (Alabama 6A)
1997	Boo Barnes (Alabama 6A)
2001	Kate Mastin (Alabama 5A)
2010	Kaneisha Horn (Alabama 4A) Shafontaye Myers (Alabama 1A)

**ALABAMA IN THE FINAL NATIONAL RANKINGS**

	AP	WBCA/ Coaches
1984	12	---
1992	18	17
1993	NR	25
1994	16	4
1995	13	13
1996	10	11
1997	8	11
1998	11	11
1999	22	25

**HIGHEST REGULAR-SEASON RANKING**

2 - *USA Today* (Nov. 12 and Nov. 18, 1996)  
2 - Associated Press (Nov. 12, 1996)

**NCAA TOURNAMENT AWARDS**

**Final Four All-Tournament Team**

1994	Betsy Harris
------	--------------

**Regional MVP**

Year	Name	Region
1994	Betsy Harris	Midwest

**Regional All-Tournament**


Year	Name	Region
1994	Niesa Johnson	Midwest
	Yolanda Watkins	Midwest
1996	Shalonda Enis	West

ACADEMIC AWARDS AND HONORS

SEC ACADEMIC HONOR ROLL

1985	Sandra Rushing	Sr.	Physical Education
1986	Shelly Pyles	Soph.	Pre-Pharmacy
1987	Shelly Pyles	Jr.	Pre-Pharmacy
1988	Julie Beaty	Soph.	Business
	Shelly Pyles	Sr.	Pre-Pharmacy
1989	Julie Beaty	Jr.	Business
	Tracy Bowden	Soph.	Physical Therapy
1990	Julie Beaty	Sr.	Business
	Tracy Bowden	Jr.	Accounting
	Sissy Braden	Sr.	Education
1991	Tracy Bowden	Sr.	Education
	Leslie Claybrook	Soph.	Sports Management
	Stacey Franklin	Jr.	Education
	Laura Vaughn	Sr.	Education
	Kendra Willis	Sr.	Communications
1992	Leslie Claybrook	Jr.	English
	Stacey Franklin	Sr.	Elementary Education
1993	Leslie Claybrook	Sr.	English
1994	Niesa Johnson	Jr.	Special Education
	Carla Koonce	Jr.	Physical Education
	Sarah Smith	Soph.	Sports Management
	Madonna Thompson	Jr.	Speech Pathology
1995	Leah Monteith	Fr.	Elementary Education
	Sarah Smith	Jr.	Sports Management
	Marlene Stevenson	Sr.	Engineering
	Madonna Thompson	Sr.	Communication Disorders
	Tonya Tice	Jr.	Human Performance
1996	Cara Crosslin	Jr.	HPE/Pre-Physical Therapy
	Pam Duncan	Sr.	Communication Disorders
	Leah Monteith	Soph.	Elementary Education
	Jennifer Teeple	Jr.	Sports Management
1997	Pam Duncan	Jr.	Communication Disorders
	Leah Monteith	Jr.	Elementary Education
	Jennifer Teeple	Sr.	Sports Management
	Yolanda Watkins	Sr.	General Studies
1998	Reagan Croyle	Fr.	Pre-Major Studies
	Pam Duncan	Sr.	Elementary Education
	Leah Goss	Sr.	Elementary Education
	Kidada Holtzclaw	Sr.	Human Performance
1999	Kari Belcher	Jr.	Food & Nutrition
	Reagan Croyle	Soph.	Biology
2000	Kari Belcher	Sr.	Food & Nutrition
2002	Shun Hunter	Sr.	Management
	Leigh Papisan	Sr.	Public Relations
	Katie Sipe	Jr.	Education
2004	Leah Drury	Soph.	Sports Management
	Lauren Hill	Soph.	Biology
	Krystle Johnson	Jr.	Math
	Kate Mastin	Soph.	Pre-Business
	Dee Merriweather	Jr.	Health Studies
	Marverly Nettles	Soph.	Criminal Justice
	Katie Sipe	Jr.	Hospitality Management
2005	Leah Drury	Jr.	Sports Management
	Natasha Gramble	Sr.	Biology
	Lauren Hill	Jr.	Biology
	Chanel Johnson	Fr.	Pre-Pharmacy
	Krystle Johnson	Sr.	Math
	Kate Mastin	Jr.	Business
	Dee Merriweather	Jr.	Health Studies
	Marverly Nettles	Jr.	Criminal Justice
	Katie Sipe	Sr.	Hotel Management
2006	Camilla Blands	Fr.	Pre-Major Studies
	Leah Drury	Jr.	Sports Management
	Lauren Hill	Jr.	Biology
	Kate Mastin	Jr.	Business
	Dee Merriweather	Sr.	Health Studies

2007	Camilla Blands	Soph.	Pre-Major Studies
	Alyson Butler	Fr.	Exercise Science
	Leah Drury	Sr.	Sports Management
	Kate Mastin	Sr.	Business
	Navonda Moore	Sr.	Communications
	Courtney Strauthers	Fr.	Exercise Science
	Tamara Williams	Fr.	Health Studies
2008	Camilla Blands	Jr.	Psychology
	Alyson Butler	Soph.	Exercise Science
	Daliesha Carn	Fr.	Psychology
	Katie Hancock	Fr.	Business Management
	Varisia Raffington	Fr.	Accounting
	Courtney Strauthers	Soph.	Exercise Science
	Tamara Williams	Soph.	Health Studies
2009	Alyson Butler	Jr.	Exercise Science
	Ericka Russell	Fr.	Business Administration
	Tamara Williams	Jr.	Health Studies
2010	Alyson Butler	Sr.	Exercise Science
	Katie Hancock	Jr.	Business Management
	Ericka Russell	Soph.	Business Administration
	Courtney Strauthers	Sr.	Exercise Science
	Tamara Williams	Sr.	Health Studies
2011	Katie Hancock	Sr.	Marketing
	Erin Hogue	Soph.	General Health Sciences
	Kaneisha Horn	Fr.	Sports Medicine
	Ericka Russell	Jr.	Business Administration
2012	Khristin Bush	Soph.	Nursing
	Aneesah Daniels	Fr.	Management



Ericka Russell earned her undergraduate degree in three years and completed her master's degree in her final year of eligibility in 2012.

RECORDS & HISTORY



**ACADEMIC AWARDS AND HONORS**

**ACHAIAN SOCIETY**

1997 Jennifer Teeple

**ARTHUR ASHE ACADEMIC/ATHLETIC ACHIEVEMENT AWARD**

1995 Marlene Stevenson

**BLACK SCHOLAR AWARD**

1995	Pam Duncan
1996	Pam Duncan
	Marlene Stevenson
1997	Pam Duncan
1998	Pam Duncan
1999	Pam Duncan
2001	Manisha Redus
	Oreal Taylor
2002	Joni Crenshaw
2003	Lauren Hill
	Dee Merriweather
2004	Lauren Hill
	Dee Merriweather
	Marvely Nettles
2005	Crystal Bellinger
	Natasha Gamble
	Lauren Hill
	Chanel Johnson
	Krystle Johnson
	Dee Merriweather
	Marvely Nettles
2006	Lauren Hill
	Dee Merriweather
	Marvely Nettles
2007	Courtney Strauthers
	Tamara Williams
2008	Daleisha Carn
	Varisia Raffington
	Courtney Strauthers
	Tamara Williams
2009	Ericka Russell
	Courtney Strauthers
	Tamara Williams
2010	Ericka Russell
	Courtney Strauthers
	Tamara Williams
2011	Erin Hogue
	Kaneisha Horn
	Ericka Russell

**BRAD C. DAVIS COMMUNITY SERVICE SCHOLARSHIP NOMINEE**

2010 Alyson Butler

**C & BA SCHOLAR ATHLETE**

2008	Varisia Raffington
2010	Katie Hancock
	Ericka Russell

**CHEVRON CLASSROOM PERFORMER OF THE WEEK**

1997 Leah Goss

**COLLEGE OF EDUCATION HONOR GRADUATE**

1993 Tracy Bowden

**COSIDA ACADEMIC ALL-AMERICAN**

1981 Anne Cale (Third Team)

**COSIDA ACADEMIC ALL DISTRICT**

1988 Shelly Pyles

**COUNCIL OF PRESIDENTS' FRESHMAN ACADEMIC ACHIEVEMENT AWARDS - HUMAN ENVIRONMENTAL SCIENCE**

2005 Crystal Bellinger

**DEAN'S LIST - COLLEGE OF EDUCATION**

2009	Alyson Butler
2010	Alyson Butler

**EXCELLENCE IN SCHOLARSHIP - GENERAL BUSINESS**

2011 Ericka Russell

**EXCELLENCE IN SCHOLARSHIP - MANAGEMENT**

2008	Nathalie Reshard
2010	Katie Hancock

**EXCELLENCE IN SCHOLARSHIP - MARKETING**

2005	Kate Mastin
2006	Kate Mastin

**GOLDEN KEY**

1997	Leah Goss
1999	Reagan Croyle
2011	Ericka Russell

**HONORS GRADUATE**

2004 Katie Sipe

**MORTAR BOARD**

1999 Reagan Croyle

**MYRTLE BERRY BULLEN & OMER J. BULLEN ENDOWED SCHOLARSHIP**

2010 Erin Hogue

**NATIONAL SOCIETY OF COLLEGIATE SCHOLARS**

2009	Ericka Russell
2010	Ericka Russell

**NCAA FOUNDATION LEADERSHIP CONFERENCE DELEGATE**

1997 Reagan Croyle

**OUTSTANDING SENIORS IN RESTAURANT AND HOSPITALITY MANAGEMENT AWARD**

2005 Katie Sipe

**PAUL W. BRYANT AWARD**

1988 Shelly Pyles

**SUMMA CUM LAUDE**

2010 Alyson Butler

**WTTO 21 SCHOLAR ATHLETE OF THE WEEK**

1998 Leah Goss

**XXXI HONORARY**

1999	Reagan Croyle
2005	Katie Sipe

**HONOR SOCIETIES**

**ALPHA LAMBDA DELTA**

2006	Crystal Bellinger
2009	Katie Hancock
	Ericka Russell
2010	Ericka Russell

**OMICRON DELTA KAPPA**

1994	Leslie Claybrook
1997	Leah Goss
1999	Reagan Croyle

**GAMMA BETA PHI**

1995	Leah Goss
1996	Leah Goss
1998	Reagan Croyle
2005	Marvely Nettles

**PHI UPSILON OMICRON**

2001 Kari Belcher

**PHI ETA SIGMA**

1995	Leah Goss
2008	Varisia Raffington
2010	Ericka Russell

**PHI KAPPA PHI**

2009 Alyson Butler

## ALL-TIME SERIES RESULTS

**AIR FORCE 1-0**

Dec. 30, 2011 W 80-45 Tuscaloosa, Ala.

**AKRON 3-0**

Dec. 18, 1996 W 89-44 Myrtle Beach, S.C.

Dec. 6, 1997 W 94-53 Tuscaloosa, Ala.

Dec. 5, 1999 W 82-62 Akron, Ohio

**ALABAMA A&M 7-0**

Dec. 11, 1999 W 76-51 Tuscaloosa, Ala.

Jan. 4, 2001 W 74-41 Tuscaloosa, Ala.

Dec. 21, 2004 W 71-62 Tuscaloosa, Ala.

Dec. 1, 2005 W 81-55 Tuscaloosa, Ala.

Dec. 17, 2007 W 62-57 Tuscaloosa, Ala.

Dec. 22, 2008 W 76-65 Tuscaloosa, Ala.

Dec. 20, 2010 W 67-62 Tuscaloosa, Ala.

**ALABAMA-HUNTSVILLE 6-0**

Dec. 6, 1979 W 95-65 Tuscaloosa, Ala.

Jan. 14, 1980 W 104-72 Huntsville, Ala.

Jan. 22, 1981 W 80-61 Huntsville, Ala.

Feb. 5, 1981 W 87-53 Tuscaloosa, Ala.

Nov. 27, 1984 W 88-57 Huntsville, Ala.

Jan. 9, 1986 W 85-70 Huntsville, Ala.

**ALABAMA STATE 14-3**

Jan. 26, 1976 W 74-67 Tuscaloosa, Ala.

Feb. 2, 1976 L 76-66 Montgomery, Ala.

Dec. 15, 1979 W 85-79 Montgomery, Ala.

Dec. 2, 1980 W 94-44 Tuscaloosa, Ala.

Feb. 26, 1988 W 88-57 Tuscaloosa, Ala.

Jan. 17, 1991 W 99-71 Montgomery, Ala.

Feb. 13, 1991 W 105-74 Tuscaloosa, Ala.

Nov. 26, 1991 W 103-62 Tuscaloosa, Ala.

Feb. 6, 1992 W 85-66 Montgomery, Ala.

March 1, 1993 W 80-57 Montgomery, Ala.

Feb. 23, 1994 W 98-56 Tuscaloosa, Ala.

Jan. 31, 1996 W 105-42 Tuscaloosa, Ala.

Dec. 5, 2001 L 89-84 Montgomery, Ala.

Nov. 25, 2008 W 75-47 Tuscaloosa, Ala.

Dec. 4, 2009 L 72-67 Montgomery, Ala.

Dec. 1, 2010 W 80-31 Tuscaloosa, Ala.

Dec. 17, 2011 W 64-54 Montgomery, Ala.

**ALCORN STATE 6-1**

Feb. 3, 1986 W 71-58 Tuscaloosa, Ala.

Feb. 11, 1987 W 74-64 Lorman, Miss.

Feb. 10, 1988 W 82-63 Tuscaloosa, Ala.

Dec. 18, 1988 W 91-77 Tuscaloosa, Ala.

Jan. 25, 1989 L 86-71 Lorman, Miss.

Dec. 9, 1989 W 71-67 Murray, Ky.

Dec. 16, 1989 W 60-49 Tuscaloosa, Ala.

**AMERICAN 1-0**

Dec. 11, 1988 W 77-31 Huntington, W. Va.

**APPALACHIAN STATE 3-0**

Jan. 13, 1992 W 114-90 Boone, N.C.

Feb. 8, 1993 W 94-64 Tuscaloosa, Ala.

March 15, 1996 W 95-66 Tuscaloosa, Ala.

**ARIZONA 1-0**Nov. 29, 1987 W 80-74 <sup>20T</sup> Bowling Green, Ky.**ARIZONA STATE 2-0**

Dec. 28, 1988 W 84-67 Jamaica, N.Y.

Nov. 28, 1996 W 102-74 San Juan, Puerto Rico

**ARKANSAS 14-16**

Jan. 26, 1980 L 68-54 Fayetteville, Ark.

Jan. 17, 1981 W 70-65 Tuscaloosa, Ala.

Feb. 22, 1992 W 80-76 Fayetteville, Ark.

Feb. 20, 1993 W 66-56 Tuscaloosa, Ala.

Feb. 2, 1994 L 82-75 Fayetteville, Ark.

Dec. 6, 1994 W 93-79 Tuscaloosa, Ala.

March 4, 1995 W 86-72 Chattanooga, Tenn.

Jan. 4, 1996 W 92-85 <sup>OT</sup> Fayetteville, Ark.

Feb. 6, 1997 W 102-61 Tuscaloosa, Ala.

March 1, 1997 W 85-63 Chattanooga, Tenn.

Jan. 11, 1998 L 102-90 <sup>OT</sup> Fayetteville, Ark.

Feb. 18, 1999 L 77-73 Tuscaloosa, Ala.

Feb. 3, 2000 L 66-62 Fayetteville, Ark.

Feb. 1, 2001 W 74-69 Tuscaloosa, Ala.

Jan. 10, 2002 W 84-70 Fayetteville, Ark.

Feb. 2, 2002 L 72-70 Tuscaloosa, Ala.

Feb. 2, 2003 L 59-58 Tuscaloosa, Ala.

March 2, 2003 L 68-57 Fayetteville, Ark.

March 6, 2003 L 53-48 Little Rock, Ark.

Feb. 15, 2004 W 68-65 Tuscaloosa, Ala.

Feb. 10, 2005 L 83-68 Fayetteville, Ark.

Jan. 15, 2006 W 75-73 Tuscaloosa, Ala.

Jan. 18, 2007 L 71-63 Fayetteville, Ark.

Jan. 17, 2008 L 63-49 Tuscaloosa, Ala.

Feb. 22, 2009 L 74-69 Fayetteville, Ark.

Jan. 24, 2010 L 66-62 <sup>OT</sup> Tuscaloosa, Ala.

Feb. 21, 2010 W 69-58 Fayetteville, Ark.

Jan. 16, 2011 L 57-53 Tuscaloosa, Ala.

Feb. 27, 2011 W 92-79 Fayetteville, Ark.

Feb. 2, 2012 L 70-52 Fayetteville, Ark.

**ARKANSAS-PINE BLUFF 1-0**

Dec. 4, 2010 W 90-56 Tuscaloosa, Ala.

**ARKANSAS STATE 3-2**

Dec. 19, 1985 W 87-68 Jonesboro, Ark.

Jan. 15, 1988 W 83-64 Tuscaloosa, Ala.

Dec. 8, 1989 W 84-65 Murray, Ky.

Nov. 13, 2007 L 73-56 Jonesboro, Ark.

Nov. 18, 2007 L 49-45 Tuscaloosa, Ala.

**ARMY 0-1**

Jan. 5, 1980 L 62-50 Miami, Fla.

**ATHENS COLLEGE 2-0**

Dec. 6, 1974 W 78-50 Athens, Ala.

Feb. 1, 1975 W 48-35 Tuscaloosa, Ala.

**AUBURN 33-42**

Feb. 14, 1975 L 93-71 Auburn, Ala.

Feb. 21, 1975 L 78-60 Auburn, Ala.

March 1, 1975 L 79-74 Tuscaloosa, Ala.

Nov. 17, 1975 L 76-54 Auburn, Ala.

March 1, 1976 W 71-62 Tuscaloosa, Ala.

March 10, 1976 W 90-74 Tuscaloosa, Ala.

Nov. 29, 1976 W 86-81 Tuscaloosa, Ala.

Dec. 16, 1976 W 65-59 Auburn, Ala.

Feb. 24, 1977 W 81-66 Tuscaloosa, Ala.

Nov. 30, 1977 W 67-50 Tuscaloosa, Ala.

Jan. 28, 1978 W 56-48 Auburn, Ala.

Jan. 4, 1979 W 86-67 Starkville, Miss.

Jan. 20, 1979 L 75-64 Auburn, Ala.

Feb. 17, 1979 W 62-55 Tuscaloosa, Ala.

Feb. 24, 1979 L 80-72 Troy, Ala.

Jan. 23, 1980 L 77-71 Auburn, Ala.

Jan. 12, 1981 W 66-65 Tuscaloosa, Ala.

Feb. 1, 1981 L 61-50 Baton Rouge, La.

Feb. 28, 1981 L 67-50 Troy, Ala.

Jan. 27, 1982 L 72-56 Auburn, Ala.

Feb. 22, 1982 L 63-59 Tuscaloosa, Ala.

Jan. 5, 1983 L 60-49 Auburn, Ala.

Feb. 9, 1983 L 79-63 Tuscaloosa, Ala.

Jan. 5, 1984 W 65-56 Auburn, Ala.

Feb. 9, 1984 W 64-60 Tuscaloosa, Ala.

Jan. 16, 1985 L 71-53 Auburn, Ala.

Feb. 18, 1985 W 84-67 Tuscaloosa, Ala.

Jan. 15, 1986 L 87-86 <sup>OT</sup> Tuscaloosa, Ala.

Feb. 21, 1987 L 78-60 Auburn, Ala.

March 5, 1987 L 89-61 Albany, Ga.

Jan. 27, 1988 L 88-57 Tuscaloosa, Ala.

Feb. 22, 1989 L 89-44 Auburn, Ala.

Feb. 21, 1990 W 71-68 Tuscaloosa, Ala.

Feb. 2, 1991 L 77-48 Auburn, Ala.

Feb. 12, 1992 W 72-69 Tuscaloosa, Ala.

Feb. 17, 1993 L 93-67 Auburn, Ala.

Feb. 16, 1994 W 84-71 Tuscaloosa, Ala.

Jan. 28, 1995 L 86-70 Auburn, Ala.

Jan. 24, 1996 W 69-67 Tuscaloosa, Ala.

Feb. 13, 1996 L 75-58 Auburn, Ala.

March 2, 1996 W 65-59 Chattanooga, Tenn.

Jan. 7, 1997 W 68-65 Auburn, Ala.

Feb. 11, 1997 W 89-57 Tuscaloosa, Ala.

Jan. 7, 1998 W 62-46 Tuscaloosa, Ala.

Feb. 11, 1998 W 62-45 Auburn, Ala.

Jan. 7, 1999 L 73-69 Auburn, Ala.

Feb. 11, 1999 W 72-57 Tuscaloosa, Ala.

Feb. 26, 1999 W 76-72 Chattanooga, Tenn.

Jan. 13, 2000 L 69-51 Auburn, Ala.

Feb. 13, 2000 L 69-59 Tuscaloosa, Ala.

Jan. 11, 2001 W 60-53 Tuscaloosa, Ala.

Feb. 11, 2001 W 61-60 Auburn, Ala.

March 1, 2001 W 59-55 Memphis, Tenn.

Jan. 24, 2002 W 78-70 Tuscaloosa, Ala.

Feb. 10, 2002 W 60-57 Auburn, Ala.

Jan. 19, 2003 L 65-61 Auburn, Ala.

Feb. 27, 2003 W 67-62 Tuscaloosa, Ala.

Jan. 22, 2004 L 70-61 Auburn, Ala.

Feb. 26, 2004 L 72-40 Tuscaloosa, Ala.

Jan. 23, 2005 L 59-43 Auburn, Ala.

Feb. 17, 2005 L 74-63 Tuscaloosa, Ala.

Jan. 8, 2006 W 68-54 Tuscaloosa, Ala.

Jan. 26, 2006 L 65-56 Auburn, Ala.

Jan. 7, 2007 L 63-58 Tuscaloosa, Ala.

Feb. 1, 2007 L 93-61 Auburn, Ala.

Jan. 27, 2008 L 62-48 Tuscaloosa, Ala.

Feb. 14, 2008 L 74-49 Auburn, Ala.

Jan. 22, 2009 L 84-66 Auburn, Ala.

Feb. 8, 2009 L 81-54 Tuscaloosa, Ala.

Jan. 14, 2010 L 74-62 Auburn, Ala.

Feb. 7, 2010 W 55-53 Tuscaloosa, Ala.

Jan. 2, 2011 L 66-55 Tuscaloosa, Ala.

Feb. 17, 2011 W 59-51 Auburn, Ala.

Jan. 5, 2012 L 65-55 Tuscaloosa, Ala.

Feb. 23, 2012 L 81-40 Auburn, Ala.

**ALL-TIME SERIES RESULTS**

**AUBURN-MONTGOMERY 2-0**

Dec. 2, 1990 W 92-69 Tuscaloosa, Ala.  
Dec. 15, 1990 W 78-57 Montgomery, Ala.

**AUSTIN PEAY 3-0**

Dec. 17, 1991 W 97-80 Clarksville, Tenn.  
Dec. 15, 1992 W 111-79 Tuscaloosa, Ala.  
Dec. 20, 2008 W 63-53 Tuscaloosa, Ala.

**BELHAVEN 2-0**

Nov. 24, 1980 W 97-54 Tuscaloosa, Ala.  
Nov. 10, 1981 W 64-62 Jackson, Miss.

**BALL STATE 1-0**

Dec. 30, 2008 W 81-75 Tuscaloosa, Ala.

**BELMONT 5-3**

March 23, 1977 L 88-73 Amarillo, Texas  
Jan. 6, 2000 W 84-58 Tuscaloosa, Ala.  
Dec. 2, 2000 W 70-67 Nashville, Tenn.  
Dec. 20, 2006 W 52-51 Tuscaloosa, Ala.  
Nov. 28, 2007 L 75-58 Nashville, Tenn.  
Dec. 29, 2008 W 54-49 Tuscaloosa, Ala.  
Nov. 21, 2009 L 69-67<sup>OT</sup> Nashville, Tenn.  
Dec. 18, 2010 W 64-46 Tuscaloosa, Ala.

**BETHUNE-COOKMAN 2-0**

Dec. 18, 1995 W 94-35 Tuscaloosa, Ala.  
Dec. 18, 2003 W 77-44 Orlando, Fla.

**BIRMINGHAM SOUTHERN 3-0**

Nov. 27, 2001 W 73-38 Birmingham, Ala.  
Nov. 26, 2002 W 75-58 Tuscaloosa, Ala.  
Dec. 18, 2006 W 83-66 Tuscaloosa, Ala.

**BOSTON COLLEGE 2-1**

Dec. 6, 1985 W 78-69 Evanston, Ill.  
Dec. 28, 1997 W 79-70<sup>OT</sup> Philadelphia, Pa.  
Nov. 28, 2003 L 77-56 Fort Collins, Colo.

**BUCKNELL 1-0**

Dec. 29, 2002 W 89-64 Jersey City, N.J.

**BYU 1-0**

Dec. 21, 2002 W 70-59 Albuquerque, N.M.

**CALIFORNIA 1-0**

Nov. 24, 2000 W 76-63 Chicago, Ill.

**CAL STATE-BAKERSFIELD 1-0**

Nov. 28, 2009 W 87-79 San Luis Obispo, Calif.

**CAL STATE-FULLERTON 0-1**

Dec. 8, 1984 L 65-64 Las Vegas, Nev.

**CAL STATE-NORTHRIDGE 1-0**

Nov. 25, 2006 W 75-56 Moraga, Calif.

**CARSON-NEWMAN 1-1**

Jan. 9, 1982 L 63-59 Jefferson City, Tenn.  
Jan. 22, 1982 W 85-49 Tuscaloosa, Ala.

**CENTENARY 1-0**

Nov. 14, 2008 W 64-55 Tuscaloosa, Ala.

**CENTRAL ARKANSAS 1-1**

Nov. 14, 2010 W 87-76 Tuscaloosa, Ala.  
Nov. 15, 2011 L 58-46 Conway, Ark.

**CENTRAL MICHIGAN 1-0**

March 18, 1984 W 78-70 Mt. Pleasant, Mich.

**CHARLESTON 1-0**

Jan. 8, 1982 W 71-68 Jefferson City, Tenn.

**CHARLOTTE 1-1**

Feb. 18, 1997 L 69-67<sup>OT</sup> Charlotte, N.C.  
Feb. 5, 1998 W 74-50 Tuscaloosa, Ala.

**CHATTANOOGA 5-4**

Nov. 19, 1981 L 85-79 Chattanooga, Tenn.  
Dec. 19, 1981 W 89-59 Birmingham, Ala.  
Dec. 17, 1982 L 63-51 Tuscaloosa, Ala.  
Jan. 3, 1985 W 92-64 Chattanooga, Tenn.  
Dec. 31, 1986 W 81-69 Chattanooga, Tenn.  
Nov. 24, 1989 W 86-59 Atlanta, Ga.  
March 16, 2000 L 70-68 Chattanooga, Tenn.  
Nov. 29, 2006 W 68-56 Tuscaloosa, Ala.  
Dec. 15, 2007 L 62-34 Chattanooga, Tenn.

**CINCINNATI 1-0**

Dec. 6, 1991 W 100-80 Murfreesboro, Tenn.

**CLEMSON 2-2**

Jan. 10, 1981 L 79-72 Tuscaloosa, Ala.  
Feb. 1, 1986 W 88-69 Tuscaloosa, Ala.  
Dec. 30, 1986 W 85-79 Clemson, S.C.  
Dec. 19, 1992 L 79-68 Tuscaloosa, Ala.

**COLORADO STATE 1-0**

Dec. 2, 1994 W 74-62 Irvine, Calif.

**COLUMBIA 1-0**

Nov. 26, 2005 W 81-66 Seattle, Wash.

**CONNECTICUT 0-2**

March 23, 1995 L 87-56 Storrs, Conn.  
Dec. 8, 1995 L 81-67 Richmond, Va.

**COPPIN STATE 1-0**

Dec. 3, 1993 W 98-31 Tuscaloosa, Ala.

**CREIGHTON 1-0**

Dec. 20, 2000 W 66-56 Nassau, Bahamas

**DELAWARE 0-1**

Dec. 29, 2004 L 67-59 Bethlehem, Pa.

**DELAWARE STATE 1-0**

Dec. 7, 1990 W 96-44 Radford, Va.

**DELTA STATE 3-2**

March 11, 1977 L 81-47 Cleveland, Miss.  
March 9, 1978 L 74-61 Tallahassee, Fla.  
Jan. 9, 1984 W 84-66 Cleveland, Miss.  
Feb. 4, 1984 W 94-66 Tuscaloosa, Ala.  
Dec. 4, 1993 W 91-71 Ruston, La.

**DePAUL 3-1**

Jan. 14, 1983 W 82-66 Chicago, Ill.  
Dec. 9, 1983 W 81-53 Tuscaloosa, Ala.  
Nov. 30, 1991 L 91-86 Chicago, Ill.  
Nov. 28, 1998 W 87-67 Chicago, Ill.

**DRAKE 1-0**

Nov. 27, 1999 W 87-77 Cancun, Mexico

**DUKE 1-0**

March 18, 1995 W 121-120 (4OT) Tuscaloosa, Ala.

**EAST CAROLINA 1-2**

Dec. 29, 1993 W 107-53 Orlando, Fla.  
Dec. 8, 2002 L 81-72 Greenville, N.C.  
Jan. 2, 2006 L 61-55 Tuscaloosa, Ala.

**EAST TENNESSEE STATE 3-1**

Dec. 8, 1993 W 86-65 Johnson City, Tenn.  
Jan. 3, 1995 W 102-64 Tuscaloosa, Ala.  
Dec. 2, 1996 W 95-64 Johnson City, Tenn.  
Jan. 2, 2008 L 73-62 Tuscaloosa, Ala.

**EASTERN KENTUCKY 1-0**

March 17, 2002 W 99-77 Richmond, Ky.

**EASTERN MICHIGAN 0-1**

Nov. 23, 2007 L 52-43 Freeport, Bahamas

**EASTERN WASHINGTON 1-0**

Nov. 26, 1993 W 82-62 Des Moines, Iowa

**EDINBORO 0-1**

Jan. 5, 1980 L 74-72 Miami, Fla.

**ELON 1-0**

Dec. 18, 1998 W 74-49 Las Cruces, N.M.

**FLAGLER 0-1**

March 7, 1975 L 66-65 Athens, Ala.

**FLORIDA 29-22**

March 11, 1976 L 64-56 Cleveland, Miss.  
Jan. 5, 1977 W 78-72 Gainesville, Fla.  
Jan. 17, 1977 W 92-74 Tuscaloosa, Ala.  
Jan. 30, 1978 W 70-56 Gainesville, Fla.  
Feb. 13, 1978 W 73-56 Tuscaloosa, Ala.  
March 4, 1978 L 80-71 Starkville, Miss.  
Jan. 22, 1979 L 88-80 Gainesville, Fla.  
Jan. 19, 1980 W 85-66 Pensacola, Fla.  
Dec. 15, 1980 W 89-66 Tuscaloosa, Ala.  
Jan. 29, 1981 W 67-54 Baton Rouge, La.  
Feb. 14, 1981 W 95-63 Gainesville, Fla.  
Jan. 16, 1982 W 59-58 Pensacola, Fla.  
Feb. 12, 1983 W 83-56 Pensacola, Fla.  
March 3, 1983 W 69-53 Knoxville, Tenn.  
Jan. 26, 1986 W 83-62 Tuscaloosa, Ala.  
Feb. 28, 1986 W 71-57 Athens, Ga.  
Feb. 28, 1987 W 87-65 Tuscaloosa, Ala.  
Feb. 3, 1988 W 75-53 Gainesville, Fla.  
Jan. 14, 1989 L 76-75 Gainesville, Fla.  
Jan. 24, 1990 W 84-71 Tuscaloosa, Ala.  
Feb. 9, 1991 L 93-90<sup>OT</sup> Gainesville, Fla.  
March 1, 1991 W 95-75 Albany, Ga.  
Jan. 4, 1992 L 103-101<sup>2OT</sup> Tuscaloosa, Ala.



## ALL-TIME SERIES RESULTS

Jan. 2, 1993	L	81-75	Gainesville, Fla.
March 6, 1993	W	88-73	Chattanooga, Tenn.
Jan. 16, 1994	L	80-75	Tuscaloosa, Ala.
Jan. 15, 1995	L	97-88	Gainesville, Fla.
Feb. 17, 1996	W	73-54	Tuscaloosa, Ala.
Feb. 16, 1997	W	86-81	Gainesville, Fla.
March 2, 1997	L	83-72	Chattanooga, Tenn.
Dec. 21, 1997	L	70-62	Gainesville, Fla.
Feb. 14, 1998	W	73-51	Tuscaloosa, Ala.
Feb. 28, 1998	W	74-61	Columbus, Ga.
Dec. 10, 1998	L	77-71	Tuscaloosa, Ala.
Feb. 15, 1999	W	75-73	Gainesville, Fla.
Feb. 27, 2000	L	84-60	Gainesville, Fla.
Feb. 25, 2001	L	74-62	Tuscaloosa, Ala.
Jan. 13, 2002	L	83-77	Gainesville, Fla.
Feb. 16, 2003	W	69-65	Tuscaloosa, Ala.
Jan. 29, 2004	L	76-69	Gainesville, Fla.
Feb. 6, 2005	W	77-66	Tuscaloosa, Ala.
March 3, 2005	W	62-58	Greenville, S.C.
Jan. 5, 2006	L	59-44	Gainesville, Fla.
Feb. 18, 2007	L	66-64	Tuscaloosa, Ala.
Jan. 13, 2008	L	80-65	Gainesville, Fla.
Feb. 5, 2009	L	92-71	Tuscaloosa, Ala.
Jan. 21, 2010	W	82-58	Tuscaloosa, Ala.
Feb. 28, 2010	W	66-61	Gainesville, Fla.
Jan. 27, 2011	L	70-64	Gainesville, Fla.
Feb. 13, 2011	W	64-59	Tuscaloosa, Ala.
Jan. 19, 2012	L	61-37	Gainesville, Fla.

**FLORIDA A&M** 2-1

Nov. 28, 1986	W	81-60	Atlanta, Ga.
Dec. 17, 2008	W	70-68 <sup>OT</sup>	Tuscaloosa, Ala.
Dec. 16, 2009	L	61-52	Tallahassee, Fla.

**FLORIDA INTERNATIONAL** 1-1

Dec. 21, 2003	L	61-55	Miami, Fla.
Jan. 3, 2005	W	60-54	Tuscaloosa, Ala.

**FLORIDA STATE** 5-5

Jan. 12, 1980	W	88-61	Tuscaloosa, Ala.
Nov. 28, 1980	L	77-76	Orlando, Fla.
Dec. 6, 1982	L	73-64	Tuscaloosa, Ala.
Feb. 16, 1982	W	64-61	Tallahassee, Fla.
Feb. 1, 1988	W	70-64	Tallahassee, Fla.
Jan. 30, 1989	W	70-68	Tuscaloosa, Ala.
Dec. 6, 1989	L	81-76	Tuscaloosa, Ala.
Jan. 16, 1991	L	88-65	Tallahassee, Fla.
Dec. 31, 1993	W	87-33	Orlando, Fla.
Nov. 26, 2010	L	68-61	Freeport, Bahamas

**FREED-HARDEMAN** 1-0

Feb. 6, 1981	W	95-51	Tuscaloosa, Ala.
--------------	---	-------	------------------

**FURMAN** 1-0

Nov. 14, 1997	W	91-41	Tuscaloosa, Ala.
---------------	---	-------	------------------

**GEORGIA** 9-34

Jan. 24, 1977	W	77-62	Athens, Ga.
Feb. 3, 1979	W	81-65	Tuscaloosa, Ala.
Jan. 9, 1981	W	72-61	Clemson, S.C.
Jan. 31, 1981	W	80-66	Baton Rouge, La.
March 5, 1984	L	74-65	Athens, Ga.
Feb. 5, 1986	L	73-69	Tuscaloosa, Ala.
March 1, 1986	L	88-71	Athens, Ga.
Nov. 30, 1986	L	78-59	Atlanta, Ga.
Feb. 1, 1987	L	77-55	Athens, Ga.

Jan. 7, 1988	L	84-67	Tuscaloosa, Ala.
Feb. 11, 1989	L	56-55	Athens, Ga.
Jan. 9, 1990	L	70-65	Tuscaloosa, Ala.
Feb. 20, 1991	L	83-47	Athens, Ga.
March 2, 1991	L	78-69	Albany, Ga.
Feb. 29, 1992	W	105-81	Tuscaloosa, Ala.
Feb. 28, 1993	W	67-50	Athens, Ga.
March 7, 1993	L	76-72	Chattanooga, Tenn.
Jan. 5, 1994	W	70-57	Tuscaloosa, Ala.
Jan. 18, 1995	L	91-67	Athens, Ga.
Dec. 18, 1996	L	89-83	Tuscaloosa, Ala.
Jan. 15, 1997	W	68-64	Athens, Ga.
Feb. 8, 1998	W	90-77	Tuscaloosa, Ala.
Jan. 3, 1999	L	85-70	Athens, Ga.
Jan. 9, 2000	L	71-62	Tuscaloosa, Ala.
Feb. 24, 2000	L	72-37	Athens, Ga.
Jan. 7, 2001	L	96-41	Athens, Ga.
Feb. 22, 2001	L	71-48	Tuscaloosa, Ala.
Feb. 21, 2002	L	73-62	Athens, Ga.
Feb. 28, 2002	L	64-60	Nashville, Tenn.
Jan. 23, 2003	L	77-47	Tuscaloosa, Ala.
Feb. 1, 2004	L	71-68	Athens, Ga.
Feb. 3, 2005	L	72-63	Tuscaloosa
Feb. 5, 2006	L	84-59	Athens, Ga.
Feb. 8, 2007	L	92-51	Tuscaloosa, Ala.
Jan. 20, 2008	L	71-53	Athens, Ga.
March 6, 2008	L	71-62	Nashville, Tenn.
Jan. 25, 2009	L	63-61	Tuscaloosa, Ala.
Jan. 3, 2010	L	52-44	Tuscaloosa, Ala.
Feb. 14, 2010	L	76-47	Athens, Ga.
March 4, 2010	L	73-66	Duluth, Ga.
Jan. 20, 2011	L	60-51	Tuscaloosa, Ala.
Feb. 6, 2011	L	81-54	Athens, Ga.
Feb. 5, 2012	L	81-66	Tuscaloosa, Ala.

**GEORGIA SOUTHERN** 7-1

Jan. 31, 1975	L	73-66	Tuscaloosa, Ala.
Jan. 11, 1989	W	73-54	Tuscaloosa, Ala.
March 17, 1993	W	102-70	Tuscaloosa, Ala.
Feb. 18, 1998	W	87-48	Statesboro, Ga.
Nov. 15, 1998	W	72-40	Tuscaloosa, Ala.
Dec. 22, 2005	W	76-71	Tuscaloosa, Ala.
Nov. 19, 2010	W	65-55	Statesboro, Ga.
Nov. 21, 2011	W	67-34	Tuscaloosa, Ala.

**GEORGIA STATE** 8-1

Dec. 19, 1977	W	68-58	Atlanta, Ga.
Feb. 14, 1979	L	92-84	Tuscaloosa, Ala.
Dec. 5, 1981	W	71-54	Tuscaloosa, Ala.
Jan. 4, 1982	W	75-68	Atlanta, Ga.
Dec. 4, 1982	W	94-67	Atlanta, Ga.
Jan. 7, 1984	W	95-83	Tuscaloosa, Ala.
Feb. 1, 1985	W	100-67	Tuscaloosa, Ala.
Nov. 25, 1989	W	102-70	Atlanta, Ga.
Dec. 21, 1990	W	62-21	Tuscaloosa, Ala.

**GEORGIA TECH** 3-0

Nov. 23, 1982	W	63-56	Tuscaloosa, Ala.
Nov. 30, 1983	W	79-47	Tuscaloosa, Ala.
Dec. 29, 1992	W	103-101 <sup>OT</sup>	Atlanta, Ga.

**GRAMBLING STATE** 5-0

Dec. 18, 1992	W	117-51	Tuscaloosa, Ala.
Dec. 4, 1993	W	81-50	Tuscaloosa, Ala.
Nov. 26, 1994	W	90-70	Tuscaloosa, Ala.
Dec. 27, 1996	W	70-67	Tuscaloosa, Ala.
March 12, 1999	W	80-68	Chapel Hill, N.C.

**HAMPTON** 2-0

Dec. 20, 2007	W	63-60 <sup>OT</sup>	Tuscaloosa, Ala.
Nov. 22, 2008	W	69-60	Hampton, Va.

**HOUSTON** 1-3

Dec. 2, 1989	L	71-51	Murfreesboro, Tenn.
Dec. 20, 1991	W	93-80	Tuscaloosa, Ala.
Jan. 4, 2003	L	68-62	Houston, Texas
Jan. 3, 2004	L	76-70	Tuscaloosa, Ala.

**IDAHO STATE** 1-0

Dec. 12, 1981	W	93-55	Columbia, Mo.
---------------	---	-------	---------------

**ILLINOIS** 2-1

Jan. 7, 1994	W	79-68	Champaign, Ill.
Jan. 10, 1995	W	84-47	Tuscaloosa, Ala.
Nov. 29, 2009	L	64-55	San Luis Obispo, Calif.

**ILLINOIS-CHICAGO** 3-0

Dec. 18, 1986	W	102-58	Tuscaloosa, Ala.
Nov. 25, 2000	W	73-43	Chicago, Ill.
Dec. 16, 2002	W	80-72	Tuscaloosa, Ala.

**INDIANA** 1-0

Nov. 30, 1997	W	77-70	Honolulu, Hawaii
---------------	---	-------	------------------

**INDIANA STATE** 0-1

March 24, 1977	L	84-75	Amarillo, Texas
----------------	---	-------	-----------------

**IOWA** 1-0

March 20, 1994	W	84-78	Tuscaloosa, Ala.
----------------	---	-------	------------------

**IOWA STATE** 1-1

Nov. 27, 1993	W	99-57	Des Moines, Iowa
Nov. 29, 1998	L	61-58	Honolulu, Hawaii

**JACKSON STATE** 7-0

Nov. 28, 1985	W	79-50	Tuscaloosa, Ala.
Dec. 18, 1985	W	80-68	Jackson, Miss.
Dec. 19, 1991	W	86-60	Tuscaloosa, Ala.
Dec. 9, 1995	W	92-62	Las Cruces, N.M.
Dec. 6, 1996	W	62-37	Tuscaloosa, Ala.
Jan. 27, 1997	W	78-44	Tuscaloosa, Ala.
Nov. 17, 2009	W	79-39	Tuscaloosa, Ala.

**JACKSONVILLE STATE** 6-0

Jan. 23, 1978	W	78-56	Tuscaloosa, Ala.
Feb. 8, 1990	W	69-63	Tuscaloosa, Ala.
Nov. 27, 1990	W	89-79	Tuscaloosa, Ala.
Dec. 18, 2001	W	72-53	Jacksonville, Ala.
Dec. 2, 2003	W	81-52	Tuscaloosa, Ala.
Dec. 22, 2007	W	63-54	Tuscaloosa, Ala.

**JUDSON** 6-2

Dec. 6, 1974	W	77-53	Athens, Ala.
Jan. 16, 1975	W	71-63	Tuscaloosa, Ala.
Jan. 30, 1975	L	63-57	Marion, Ala.
Feb. 22, 1975	L	61-29	Auburn, Ala.
Jan. 19, 1975	W	73-63	Tuscaloosa, Ala.
Feb. 16, 1976	W	84-73	Marion, Ala.
Feb. 19, 1977	W	95-43	Tuscaloosa, Ala.
Feb. 20, 1978	W	87-47	Marion, Ala.

**KANSAS** 1-1

Dec. 12, 2010	L	79-57	Lawrence, Kan.
Dec. 4, 2011	W	80-76	Tuscaloosa, Ala.

**ALL-TIME SERIES RESULTS**

<b>KANSAS STATE</b> <span style="float:right"><b>1-1</b></span>			
Nov. 26, 1999	W	63-60	Cancun, Mexico
Dec. 18, 2004	L	71-52	Springfield, Mo.

<b>KENTUCKY</b> <span style="float:right"><b>16-22</b></span>			
Jan. 20, 1978	W	66-62	Lexington, Ky.
Jan. 13, 1979	W	83-70	Tuscaloosa, Ala.
Feb. 8, 1980	L	77-69	Nnoxville, Tenn.
Feb. 26, 1982	L	82-76	Lexington, Ky.
Jan. 18, 1983	L	104-77	Tuscaloosa, Ala.
Dec. 20, 1983	W	78-49	Lexington, Ky.
Feb. 12, 1986	W	76-75	Tuscaloosa, Ala.
Feb. 7, 1987	L	89-80	Lexington, Ky.
Jan. 13, 1988	W	74-54	Tuscaloosa, Ala.
Feb. 17, 1989	L	89-84	Lexington, Ky.
Feb. 17, 1990	L	74-58	Tuscaloosa, Ala.
Jan. 24, 1991	W	72-65	Lexington, Ky.
Feb. 1, 1992	W	78-72	Tuscaloosa, Ala.
March 6, 1992	L	95-87	Albany, Ga.
Jan. 31, 1993	L	77-73	Lexington, Ky.
Feb. 13, 1994	W	96-82	Tuscaloosa, Ala.
Feb. 18, 1995	W	68-62	Lexington, Ky.
Jan. 20, 1996	W	66-51	Tuscaloosa, Ala.
Jan. 22, 1997	W	78-62	Cincinnati, Ohio
Jan. 24, 1998	W	62-56	Tuscaloosa, Ala.
Jan. 24, 1999	L	76-72	Lexington, Ky.
Jan. 27, 2000	W	68-67	Tuscaloosa, Ala.
March 2, 2000	L	67-63	Chattanooga, Tenn.
Jan. 25, 2001	L	71-64	Lexington, Ky.
Jan. 6, 2002	L	63-62	Tuscaloosa, Ala.
Jan. 27, 2002	W	61-58	Lexington, Ky.
Jan. 12, 2003	L	59-55	Lexington, Ky.
Feb. 23, 2003	L	73-71 <sup>2OT</sup>	Tuscaloosa, Ala.
Feb. 22, 2004	L	62-59	Lexington, Ky.
Jan. 9, 2005	W	69-39	Tuscaloosa, Ala.
Feb. 26, 2006	L	80-60	Lexington, Ky.
Jan. 11, 2007	L	63-62	Tuscaloosa, Ala.
Feb. 17, 2008	L	64-44	Lexington, Ky.
Jan. 15, 2009	L	67-57	Tuscaloosa, Ala.
Jan. 17, 2010	L	88-63	Lexington, Ky.
Jan. 30, 2011	L	69-82	Tuscaloosa, Ala.
Jan. 29, 2012	L	82-68	Lexington, Ky.
Feb. 16, 2012	W	77-75	Tuscaloosa, Ala.

<b>LAMAR</b> <span style="float:right"><b>2-1</b></span>			
Nov. 29, 1989	W	71-64	Beaumont, Texas
Dec. 20, 1990	L	72-62	Tuscaloosa, Ala.
Dec. 9, 1994	W	102-50	Arlington, Texas

<b>LAMBUTH</b> <span style="float:right"><b>1-0</b></span>			
Feb. 13, 1976	W	80-49	Jackson, Tenn.

<b>LIBERTY</b> <span style="float:right"><b>1-0</b></span>			
Dec. 7, 2002	W	67-64	Greenville, N.C.

<b>LIPSCOMB</b> <span style="float:right"><b>1-0</b></span>			
Jan. 24, 1986	W	78-50	Nashville, Tenn.

<b>LIVINGSTON</b> <span style="float:right"><b>4-0</b></span>			
Dec. 3, 1981	W	72-63	Tuscaloosa, Ala.
Feb. 16, 1982	W	69-66	Livingston, Ala.
Dec. 3, 1986	W	81-70	Tuscaloosa, Ala.
Dec. 8, 1987	W	88-72	Livingston, Ala.

<b>LONG BEACH STATE</b> <span style="float:right"><b>1-0</b></span>			
Nov. 29, 2003	W	84-66	Fort Collins, Colo.

<b>LOUISIANA-MONROE</b> <span style="float:right"><b>1-0</b></span>			
Nov. 29, 1991	W	118-86	Chicago, Ill.

<b>LOUISIANA TECH</b> <span style="float:right"><b>2-11</b></span>			
Dec. 9, 1982	L	83-55	Ruston, La.
Feb. 9, 1985	L	76-51	Ruston, La.
Feb. 22, 1986	L	82-77	Tuscaloosa, Ala.
Jan. 29, 1990	L	66-49	Tuscaloosa, Ala.
Jan. 3, 1991	L	63-57	Ruston, La.
Dec. 5, 1993	L	93-72	Ruston, La.
Dec. 11, 1993	W	99-77	Tuscaloosa, Ala.
April 2, 1994	L	69-66	Richmond, Va.
Feb. 11, 1995	L	72-56	Ruston, La.
March 21, 1998	L	71-57	Lubbock, Texas
Dec. 16, 2006	L	66-57	Ruston, La.
Dec. 5, 2007	L	62-61	Tuscaloosa, Ala.
Nov. 26, 2011	W	67-59	St. Thomas, U.S.V.I.

<b>LOUISVILLE</b> <span style="float:right"><b>3-1</b></span>			
Dec. 18, 1983	W	71-55	Louisville, Ky.
Jan. 21, 1985	W	74-63	Tuscaloosa, Ala.
Nov. 23, 2001	W	90-89	Malibu, Calif.
Nov. 28, 2008	L	73-56	Reno, Nev.

<b>LOYOLA-CHICAGO</b> <span style="float:right"><b>2-0</b></span>			
Dec. 2, 1991	W	83-74	Chicago, Ill.
Feb. 3, 1993	W	107-64	Tuscaloosa, Ala.

<b>LSU</b> <span style="float:right"><b>16-34</b></span>			
Jan. 8, 1977	L	81-80	Tuscaloosa, Ala.
Feb. 5, 1977	L	99-75	Baton Rouge, La.
Jan. 4, 1978	L	84-60	Tuscaloosa, Ala.
Nov. 18, 1978	L	105-57	Baton Rouge, La.
Feb. 16, 1980	W	79-58	Tuscaloosa, Ala.
Jan. 3, 1981	L	80-68	Baton Rouge, La.
Feb. 13, 1982	W	80-78	Tuscaloosa, Ala.
Feb. 20, 1982	L	76-64	Baton Rouge, La.
Jan. 22, 1983	L	77-73	Tuscaloosa, Ala.
Feb. 19, 1983	L	72-56	Baton Rouge, La.
Jan. 21, 1984	L	73-61	Baton Rouge, La.
Feb. 17, 1984	L	78-74	Tuscaloosa, Ala.
Jan. 19, 1985	L	83-76 <sup>2OT</sup>	Tuscaloosa, Ala.
Feb. 6, 1985	L	87-76	Baton Rouge, La.
Feb. 8, 1986	L	83-82	Tuscaloosa, Ala.
Feb. 15, 1987	L	81-66	Baton Rouge, La.
Jan. 20, 1988	W	81-79 <sup>OT</sup>	Tuscaloosa, Ala.
Jan. 21, 1989	L	74-71	Baton Rouge, La.
Jan. 21, 1990	W	67-66	Tuscaloosa, Ala.
Feb. 16, 1991	L	78-66	Baton Rouge, La.
Jan. 18, 1992	W	80-72	Tuscaloosa, Ala.
Jan. 16, 1993	W	74-69	Baton Rouge, La.
March 5, 1993	W	106-86	Chattanooga, Tenn.
Jan. 30, 1994	W	91-74	Tuscaloosa, Ala.
Jan. 31, 1995	W	90-60	Baton Rouge, La.
Feb. 3, 1996	W	86-60	Tuscaloosa, Ala.
March 3, 1996	W	86-70	Chattanooga, Tenn.
Feb. 1, 1997	L	84-74	Baton Rouge, La.
Jan. 29, 1998	W	67-54	Baton Rouge, La.
Feb. 3, 1998	W	73-51	Tuscaloosa, Ala.
Jan. 28, 1999	W	71-66	Tuscaloosa, Ala.
Feb. 3, 1999	L	75-50	Baton Rouge, La.
Feb. 10, 2000	W	72-68	Tuscaloosa, Ala.

Feb. 8, 2001	L	74-58	Baton Rouge, La.
Feb. 24, 2002	W	82-73	Tuscaloosa, Ala.
Feb. 13, 2003	L	85-43	Baton Rouge, La.
Feb. 5, 2004	L	103-68	Tuscaloosa, Ala.
Jan. 16, 2005	L	76-51	Baton Rouge, La.
March 4, 2005	L	60-59	Greenville, S.C.
Jan. 19, 2006	L	79-43	Baton Rouge, La.
Feb. 23, 2006	L	86-61	Tuscaloosa, Ala.
Jan. 21, 2007	L	61-45	Tuscaloosa, Ala.
Feb. 25, 2007	L	70-27	Baton Rouge, La.
Feb. 7, 2008	L	89-53	Tuscaloosa, Ala.
Jan. 11, 2009	L	55-34	Baton Rouge, La.
Jan. 31, 2010	L	78-41	Tuscaloosa, Ala.
Jan. 9, 2011	L	72-43	Baton Rouge, La.
March 3, 2011	L	60-36	Nashville, Tenn.
Jan. 8, 2012	L	84-40	Baton Rouge, La.
Feb. 12, 2012	L	51-46	Tuscaloosa, Ala.

<b>LYNN</b> <span style="float:right"><b>1-0</b></span>			
Dec. 7, 1996	W	85-44	Tuscaloosa, Ala.

<b>MAINE</b> <span style="float:right"><b>1-1</b></span>			
Jan. 5, 1995	L	75-73	Orono, Maine
Nov. 25, 1995	W	79-43	Tuscaloosa, Ala.

<b>MARQUETTE</b> <span style="float:right"><b>1-0</b></span>			
Dec. 8, 1985	W	66-40	Milwaukee, Wis.

<b>MARSHALL</b> <span style="float:right"><b>1-0</b></span>			
Nov. 28, 1997	W	91-62	Honolulu, Hawaii

<b>MARYLAND</b> <span style="float:right"><b>1-0</b></span>			
Dec. 22, 2001	W	71-56	Cancun, Mexico

<b>MASSACHUSETTS</b> <span style="float:right"><b>2-0</b></span>			
Dec. 29, 2000	W	74-62	Jersey City, N.J.
Dec. 29, 2001	W	66-65	Villanova, Penn.

<b>McNEESE STATE</b> <span style="float:right"><b>3-0</b></span>			
Dec. 2, 1988	W	82-54	Hattiesburg, Miss.
Dec. 4, 2006	W	84-55	Tuscaloosa, Ala.
Nov. 23, 2010	W	69-53	Tuscaloosa, Ala.

<b>MEMPHIS</b> <span style="float:right"><b>6-6</b></span>			
Jan. 10, 1976	W	61-57	Tuscaloosa, Ala.
Feb. 14, 1976	L	94-62	Memphis, Tenn.
Jan. 7, 1977	L	78-73	Tuscaloosa, Ala.
Nov. 28, 1977	L	101-65	Memphis, Tenn.
Feb. 19, 1979	W	72-69	Tuscaloosa, Ala.
Dec. 11, 1981	L	69-56	Columbia, Mo.
Dec. 1, 1982	L	74-69	Memphis, Tenn.
Jan. 11, 1984	W	88-67	Tuscaloosa, Ala.
Dec. 29, 1999	L	77-57	Memphis, Tenn.
Dec. 6, 2000	W	65-55	Tuscaloosa, Ala.
March 15, 2001	W	77-67	Tuscaloosa, Ala.
March 17, 2011	W	80-69	Memphis, Tenn.

<b>MERCER</b> <span style="float:right"><b>2-0</b></span>			
Jan. 21, 1993	W	91-69	Macon, Ga.
Jan. 18, 1994	W	101-46	Tuscaloosa, Ala.

<b>MICHIGAN</b> <span style="float:right"><b>2-0</b></span>			
Nov. 24, 2003	W	76-74 <sup>OT</sup>	Ann Arbor, Mich.
Nov. 19, 2004	W	81-79	Tuscaloosa, Ala.

## ALL-TIME SERIES RESULTS

**MICHIGAN STATE****1-2**

Nov. 20, 1999	L	73-72	East Lansing, Mich.
Dec. 10, 2000	W	54-53	Tuscaloosa, Ala.
March 19, 2002	L	79-61	East Lansing, Mich.

**MIDDLE TENNESSEE****7-2**

Dec. 3, 1977	W	75-69	Murfreesboro, Tenn.
Dec. 4, 1978	W	90-84	Tuscaloosa, Ala.
Feb. 8, 1988	W	97-58	Tuscaloosa, Ala.
Dec. 7, 1991	W	101-69	Murfreesboro, Tenn.
Dec. 19, 1994	W	99-70	Tuscaloosa, Ala.
Dec. 17, 1995	W	68-53	Murfreesboro, Tenn.
Jan. 8, 2004	L	65-61 <sup>OT</sup>	Murfreesboro, Tenn.
Nov. 22, 2004	W	80-66	Tuscaloosa, Ala.
Dec. 14, 2008	L	77-67	Murfreesboro, Tenn.

**MIAMI (FLORIDA)****2-0**

Jan. 4, 1980	W	73-61	Miami, Fla.
Dec. 29, 1996	W	75-43	Miami, Fla.

**MISSISSIPPI****19-33**

Jan. 10, 1977	L	73-70	Tuscaloosa, Ala.
Feb. 7, 1977	L	76-55	Oxford, Miss.
Dec. 5, 1977	L	87-70	Tuscaloosa, Ala.
Feb. 15, 1978	L	53-46	Oxford, Miss.
March 3, 1978	L	73-71	Starkville, Miss.
Jan. 5, 1979	L	100-82	Starkville, Miss.
Feb. 2, 1980	L	72-70	Oxford, Miss.
Jan. 11, 1982	W	93-89 <sup>2OT</sup>	Tuscaloosa, Ala.
Feb. 6, 1982	L	65-53	Oxford, Miss.
Jan. 24, 1983	L	76-68	Tuscaloosa, Ala.
Feb. 21, 1983	L	85-58	Oxford, Miss.
Jan. 23, 1984	L	60-52	Oxford, Miss.
Feb. 20, 1984	W	80-65	Tuscaloosa, Ala.
Jan. 12, 1985	L	76-60	Tuscaloosa, Ala.
Jan. 26, 1985	L	66-46	Oxford, Miss.
Jan. 29, 1986	L	76-69	Oxford, Miss.
Jan. 17, 1987	L	74-70	Tuscaloosa, Ala.
Feb. 24, 1988	W	87-86	Oxford, Miss.
March 4, 1988	L	76-66	Albany, Ga.
Jan. 7, 1989	L	73-58	Tuscaloosa, Ala.
Jan. 6, 1990	L	67-41	Oxford, Miss.
March 2, 1990	L	71-45	Albany, Ga.
Feb. 6, 1991	L	78-72	Tuscaloosa, Ala.
Feb. 15, 1992	L	72-59	Oxford, Miss.
Feb. 13, 1993	W	93-74	Tuscaloosa, Ala.
Feb. 26, 1994	W	76-64	Oxford, Miss.
March 4, 1994	W	86-84 <sup>OT</sup>	Chattanooga, Tenn.
Feb. 27, 1995	W	84-78	Tuscaloosa, Ala.
Jan. 7, 1996	L	65-55	Oxford, Miss.
Jan. 5, 1997	W	88-60	Tuscaloosa, Ala.
Jan. 14, 1998	W	82-62	Oxford, Miss.
Jan. 14, 1999	W	78-51	Tuscaloosa, Ala.
Jan. 20, 2000	W	69-67	Oxford, Miss.
Jan. 30, 2000	W	69-67	Tuscaloosa, Ala.
Jan. 18, 2001	L	65-57	Tuscaloosa, Ala.
Jan. 28, 2001	W	67-64	Oxford, Miss.
Feb. 17, 2002	W	86-69	Tuscaloosa, Ala.
Jan. 26, 2003	W	81-70	Oxford, Miss.
Jan. 15, 2004	W	67-62	Tuscaloosa, Ala.
March 4, 2004	L	63-56	Nashville, Tenn.
Feb. 13, 2005	L	68-54	Oxford, Miss.
Feb. 9, 2006	L	77-67	Tuscaloosa, Ala.
Feb. 11, 2007	L	84-43	Oxford, Miss.
March 1, 2007	L	78-49	Duluth, Ga.

Feb. 3, 2008	L	76-47	Oxford, Miss.
Feb. 24, 2008	L	70-54	Tuscaloosa, Ala.
Jan. 18, 2009	L	73-43	Oxford, Miss.
Feb. 19, 2009	W	67-59	Tuscaloosa, Ala.
Jan. 6, 2010	L	70-56	Oxford, Miss.
Feb. 20, 2011	W	61-52	Tuscaloosa, Ala.
Jan. 15, 2012	L	69-55	Tuscaloosa, Ala.
Feb. 9, 2012	W	52-47	Oxford, Miss.

**MISSISSIPPI COLLEGE****5-3**

March 7, 1975	L	103-58	Athens, Ga.
Jan. 28, 1977	W	82-79	Tuscaloosa, Ala.
Feb. 4, 1977	L	97-90	Clinton, Miss.
March 4, 1981	L	76-72	Tuscaloosa, Ala.
Dec. 1, 1984	W	92-70	Tuscaloosa, Ala.
Jan. 28, 1985	W	96-71	Clinton, Miss.
Jan. 24, 1987	W	99-60	Tuscaloosa, Ala.
March 2, 1987	W	83-60	Clinton, Miss.

**MISSISSIPPI STATE****34-15**

Jan. 15, 1977	L	110-74	Starkville, Miss.
Feb. 12, 1977	W	88-66	Tuscaloosa, Ala.
Jan. 8, 1978	W	75-61	Tuscaloosa, Ala.
Feb. 4, 1978	W	60-56	Starkville, Miss.
Nov. 30, 1979	L	75-72	Ruston, La.
Jan. 14, 1981	L	75-69	Tuscaloosa, Ala.
Feb. 18, 1981	W	75-73 <sup>2OT</sup>	Starkville, Miss.
Jan. 6, 1982	W	76-62	Starkville, Miss.
Feb. 3, 1982	W	87-65	Tuscaloosa, Ala.
Jan. 29, 1983	W	74-69	Starkville, Miss.
Feb. 26, 1983	W	69-58	Tuscaloosa, Ala.
Jan. 28, 1984	W	68-50	Tuscaloosa, Ala.
Feb. 25, 1984	W	69-61	Starkville, Miss.
Jan. 9, 1985	W	80-65	Starkville, Miss.
Jan. 24, 1985	W	87-61	Tuscaloosa, Ala.
Jan. 2, 1986	W	57-44	Starkville, Miss.
Feb. 4, 1987	W	77-54	Starkville, Miss.
March 4, 1987	W	88-76	Albany, Ga.
Feb. 13, 1988	W	77-73	Starkville, Miss.
Feb. 8, 1989	W	77-64	Tuscaloosa, Ala.
March 3, 1989	W	59-55	Albany, Ga.
Feb. 14, 1990	W	71-63	Starkville, Miss.
Jan. 23, 1991	W	69-57	Starkville, Miss.
Feb. 23, 1991	W	73-56	Tuscaloosa, Ala.
Feb. 8, 1992	W	69-66	Tuscaloosa, Ala.
Feb. 6, 1993	W	102-89	Starkville, Miss.
Feb. 19, 1994	W	68-55	Tuscaloosa, Ala.
Feb. 25, 1995	W	76-55	Starkville, Miss.
Jan. 13, 1996	W	97-64	Tuscaloosa, Ala.
Jan. 10, 1997	W	72-52	Starkville, Miss.
Jan. 18, 1998	W	85-69	Tuscaloosa, Ala.
Jan. 17, 1999	W	75-59	Starkville, Miss.
Jan. 23, 2000	L	85-65	Tuscaloosa, Ala.
Jan. 21, 2001	W	65-62	Starkville, Miss.
Feb. 7, 2002	W	92-86	Tuscaloosa, Ala.
Jan. 30, 2003	L	72-56	Starkville, Miss.
Jan. 25, 2004	L	65-57	Tuscaloosa, Ala.
Feb. 29, 2004	L	81-78 <sup>OT</sup>	Starkville, Miss.
Jan. 13, 2005	L	84-77	Starkville, Miss.
Jan. 30, 2005	W	72-61	Tuscaloosa, Ala.
Feb. 12, 2006	W	61-59	Starkville, Miss.
Feb. 22, 2007	L	89-70	Tuscaloosa, Ala.
Jan. 31, 2008	L	72-59	Starkville, Miss.
March 1, 2009	L	67-49	Tuscaloosa, Ala.
Feb. 4, 2010	L	77-44	Starkville, Miss.

Feb. 25, 2010	L	71-47	Tuscaloosa, Ala.
Feb. 3, 2011	W	66-61	Starkville, Miss.
Feb. 24, 2011	L	68-55	Tuscaloosa, Ala.
Jan. 12, 2012	L	66-61	Tuscaloosa, Ala.

**MISSISSIPPI VALLEY STATE****2-0**

Jan. 8, 1992	W	92-61	Itta Bena, Miss.
Feb. 24, 1992	W	110-51	Tuscaloosa, Ala.

**MISSISSIPPI UNIVERSITY FOR WOMEN****2-0**

Feb. 14, 1980	W	76-71	Tuscaloosa, Ala.
Feb. 3, 1981	W	75-62	Columbus, Miss.

**MISSOURI****1-2**

Jan. 7, 1981	L	69-67	Tuscaloosa, Ala.
March 13, 2002	W	68-67	Columbia, Mo.
Nov. 24, 2006	L	78-70	Moraga, Calif.

**MISSOURI-KANSAS CITY****1-0**

Dec. 20, 1999	W	84-69	Moraga, Calif.
---------------	---	-------	----------------

**MISSOURI STATE****1-0**

Dec. 30, 1985	W	86-53	Tuscaloosa, Ala.
---------------	---	-------	------------------

**MONTEVALLO****5-0**

Jan. 8, 1975	W	64-51	Montevallo, Ala.
Jan. 13, 1976	W	65-46	Montevallo, Ala.
Feb. 9, 1976	W	106-64	Tuscaloosa, Ala.
Dec. 11, 1977	W	77-31	Montevallo, Ala.
Dec. 19, 1987	W	86-62	Tuscaloosa, Ala.

**MORGAN STATE****1-0**

Dec. 8, 1990	W	77-42	Radford, Va.
--------------	---	-------	--------------

**MOUNT ST. MARY'S****1-0**

March 16, 1995	W	82-55	Tuscaloosa, Ala.
----------------	---	-------	------------------

**NEBRASKA****0-1**

Nov. 16, 1997	L	74-66	Lincoln, Neb.
---------------	---	-------	---------------

**NEVADA****2-0**

Jan. 3, 1987	W	67-66	Reno, Nev.
Nov. 26, 2005	W	76-46	St. Thomas

**NEW MEXICO STATE****1-1**

Dec. 31, 1987	L	102-81	Las Cruces, N.M.
Nov. 27, 1998	W	77-31	Chicago, Ill.

**NICHOLLS STATE****0-1**

Nov. 12, 2011	L	72-51	Tuscaloosa, Ala.
---------------	---	-------	------------------

**NEW ORLEANS****1-1**

Jan. 15, 1990	W	67-57	Tuscaloosa, Ala.
Dec. 17, 1990	L	67-55	New Orleans, La.

**NORTH ALABAMA****5-0**

Feb. 3, 1975	W	80-52	Florence, Ala.
Feb. 21, 1975	W	52-51	Auburn, Ala.
Jan. 30, 1976	W	72-43	Tuscaloosa, Ala.
Jan. 10, 1986	W	85-54	Florence, Ala.
Dec. 15, 1988	W	98-59	Tuscaloosa, Ala.

**NORTH CAROLINA****3-6**

Jan. 21, 1978	W	77-72	Lexington, Ky.
Jan. 3, 1983	L	77-66	Tuscaloosa, Ala.



**ALL-TIME SERIES RESULTS**

Dec. 3, 1983	W	81-69	Chapel Hill, N.C.
Dec. 10, 1988	L	75-71	Huntington, W.Va.
March 21, 1993	L	74-73 <sup>OT</sup>	Chapel Hill, N.C.
Dec. 30, 1993	L	89-83	Orlando, Fla.
Dec. 20, 1996	W	88-74	Myrtle Beach, S.C.
Dec. 20, 1998	L	90-75	Myrtle Beach, S.C.
March 14, 1999	L	70-56	Chapel Hill, N.C.

**N.C. STATE 3-1**

Dec. 4, 1983	W	80-72	Chapel Hill, N.C.
March 17, 1996	W	88-68	Tuscaloosa, Ala.
Nov. 30, 1996	L	91-81	Puerto Rico
Nov. 17, 2010	W	95-84	Tuscaloosa, Ala.

**NORTH DAKOTA STATE 1-1**

Dec. 20, 2005	L	68-56	Fargo, N.D.
Dec. 30, 2006	W	78-53	Tuscaloosa, Ala.

**NORTH GEORGIA 0-1**

Feb. 7, 1975	L	70-57	Troy, Ala.
--------------	---	-------	------------

**NORTHERN IOWA 1-0**

Nov. 29, 2008	W	76-56	Reno, Nev.
---------------	---	-------	------------

**NORTH TEXAS 0-1**

Dec. 7, 2011	L	69-63	Denton, Texas
--------------	---	-------	---------------

**NORTHWESTERN 1-1**

Dec. 7, 1985	L	66-58	Evanston, Ill.
March 20, 2011	W	72-70	Evanston, Ill.

**NORTHWESTERN STATE 7-0**

Dec. 10, 1982	W	74-67	Ruston, La.
Jan. 2, 1987	W	94-92	Reno, Nev.
Jan. 16, 1996	W	74-69	Natchitoches, La.
Jan. 20, 1998	W	74-68	Natchitoches, La.
Nov. 13, 1998	W	93-65	Tuscaloosa, Ala.
Dec. 6, 2009	W	61-56	Tuscaloosa, Ala.
Nov. 18, 2011	W	78-52	Tuscaloosa, Ala.

**NOTRE DAME 3-1**

Jan. 16, 1983	W	71-56	Notre Dame, Ind.
Feb. 13, 1985	W	67-62	Tuscaloosa, Ala.
Dec. 3, 1994	W	105-87	Irvine, Calif.
March 22, 1997	L	87-71	Columbia, S.C.

**OKLAHOMA 1-0**

Dec. 28, 1995	W	71-62	Nassau, Bahamas
---------------	---	-------	-----------------

**OKLAHOMA STATE 0-1**

Dec. 21, 2000	L	58-54 <sup>OT</sup>	Nassau, Bahamas
---------------	---	---------------------	-----------------

**OLD DOMINION 1-1**

Dec. 5, 1998	W	79-68	Richmond, Va.
Nov. 24, 2011	L	77-76	St. Thomas, U.S.V.I.

**ORAL ROBERTS 4-0**

Feb. 20, 1992	W	100-75	Tuscaloosa, Ala.
Feb. 25, 1993	W	122-52	Tuscaloosa, Ala.
Jan. 2, 1997	W	70-65	Tuscaloosa, Ala.
Jan. 17, 1997	W	101-67	Tulsa, Okla.

**OREGON 1-1**

Nov. 29, 1979	L	94-73	Ruston, La.
Dec. 17, 1984	W	86-56	Portland, Ore.

**OREGON STATE 1-1**

Dec. 18, 1984	L	59-57	Portland, Ore.
March 13, 1994	W	96-86	Tuscaloosa, Ala.

**PENN STATE 2-1**

March 26, 1994	W	96-82	Austin, Texas
Dec. 19, 1996	W	68-47	Myrtle Beach, S.C.
Dec. 6, 1998	L	77-73	Richmond, Va.

**PENSACOLA JUNIOR COLLEGE 1-0**

Feb. 7, 1975	W	57-48	Troy, Ala.
--------------	---	-------	------------

**PEPPERDINE 0-1**

Nov. 24, 2001	L	81-79	Malibu, Calif.
---------------	---	-------	----------------

**PORTLAND 1-0**

Dec. 16, 1984	W	90-72	Portland, Ore.
---------------	---	-------	----------------

**PRESBYTERIAN 2-0**

Dec. 21, 2009	W	71-38	Tuscaloosa, Ala.
Dec. 19, 2011	W	65-47	Tuscaloosa, Ala.

**PROVIDENCE 2-1**

Dec. 2, 2001	L	78-75	Providence, R.I.
Dec. 3, 2002	W	72-56	Tuscaloosa, Ala.
Nov. 27, 2010	W	82-80 <sup>3OT</sup>	Freeport, Bahamas

**PUERTO RICO-MAYAGUEZ 1-0**

Nov. 29, 1996	W	88-32	Mayaguez, Puerto Rico
---------------	---	-------	-----------------------

**QUEENS COLLEGE 1-0**

Dec. 29, 1983	W	113-47	Flushing, N.Y.
---------------	---	--------	----------------

**RICHMOND 1-0**

Dec. 3, 1995	W	85-57	Richmond, Va.
--------------	---	-------	---------------

**ST. FRANCIS 1-0**

March 4, 1997	W	94-50	Miami, Fla.
---------------	---	-------	-------------

**ST. JOHN'S 1-2**

Dec. 28, 1983	L	75-73	Flushing, N.Y.
Dec. 30, 1988	L	65-54	Jamaica, N.Y.
Nov. 19, 1999	W	77-50	East Lansing, Mich.

**ST. JOSEPH'S 3-1**

Dec. 5, 1987	W	80-69	Charlottesville, Va.
Dec. 30, 1992	W	71-64	Philadelphia, Pa.
March 16, 1997	W	61-52	Tuscaloosa, Ala.
Dec. 29, 1997	L	74-69 <sup>OT</sup>	Philadelphia, Pa.

**ST. MARY'S 3-0**

Nov. 23, 1983	W	85-47	Moraga, Calif.
Dec. 21, 1999	W	61-59	Moraga, Calif.
Dec. 9, 2007	W	66-56	Tuscaloosa, Ala.

**ST. PETER'S 3-0**

Dec. 30, 1998	W	65-56	Jersey City, N.J.
Dec. 31, 2000	W	86-77 <sup>OT</sup>	Jersey City, N.J.
Dec. 30, 2002	W	62-57	Jersey City, N.J.

**SAM HOUSTON STATE 1-0**

Dec. 7, 2008	W	90-50	Tuscaloosa, Ala.
--------------	---	-------	------------------

**SAMFORD 7-2**

Dec. 2, 1997	W	104-43	Tuscaloosa, Ala.
Nov. 19, 1998	W	96-52	Birmingham, Ala.
Nov. 23, 1999	W	88-51	Tuscaloosa, Ala.
Nov. 17, 2000	W	53-46	Birmingham, Ala.
Nov. 16, 2001	W	96-44	Tuscaloosa, Ala.
Nov. 22, 2002	W	68-46	Birmingham, Ala.
Nov. 10, 2006	W	62-53	Tuscaloosa, Ala.
Nov. 13, 2007	L	48-46	Birmingham, Ala.
Nov. 18, 2008	L	61-55	Tuscaloosa, Ala.

**SAN DIEGO STATE 0-1**

Dec. 28, 1994	L	79-76	Jamaica, N.Y.
---------------	---	-------	---------------

**SAN FRANCISCO 1-0**

Nov. 24, 1990	W	76-61	Las Vegas, Nev.
---------------	---	-------	-----------------

**SANTA CLARA 2-0**

Dec. 29, 2003	W	77-65	Santa Clara, Calif.
Nov. 21, 2005	W	77-71	Tuscaloosa, Ala.

**SAVANNAH STATE 2-0**

March 10, 1977	W	65-64	Cleveland, Miss.
Dec. 2, 2006	W	102-48	Tuscaloosa, Ala.

**SETON HALL 1-0**

Nov. 25, 2011	W	62-56 <sup>OT</sup>	St. Thomas, U.S.V.I.
---------------	---	---------------------	----------------------

**SOUTH ALABAMA 21-4**

Jan. 20, 1975	W	70-40	Mobile, Ala.
Feb. 11, 1975	W	79-58	Tuscaloosa, Ala.
Feb. 14, 1977	W	77-44	Tuscaloosa, Ala.
Feb. 21, 1977	W	90-58	Tuscaloosa, Ala.
Jan. 16, 1978	W	76-50	Mobile, Ala.
Feb. 6, 1978	W	91-50	Tuscaloosa, Ala.
Feb. 24, 1978	W	96-61	Jacksonville, Ala.
Nov. 20, 1978	W	66-46	Mobile, Ala.
Jan. 25, 1979	W	97-78	Tuscaloosa, Ala.
Jan. 28, 1980	L	72-56	Mobile, Ala.
Feb. 22, 1980	L	64-54	Cleveland Miss.
Jan. 24, 1981	W	78-68	Tuscaloosa, Ala.
Feb. 27, 1981	W	69-56	Troy, Ala.
Dec. 7, 1981	W	79-48	Tuscaloosa, Ala.
Jan. 15, 1982	W	70-56	Mobile, Ala.
Jan. 12, 1983	W	81-56	Tuscaloosa, Ala.
Feb. 3, 1983	W	80-63	Mobile, Ala.
Jan. 18, 1993	W	94-65	Mobile, Ala.
Jan. 26, 1994	W	92-54	Tuscaloosa, Ala.
Dec. 1, 1998	W	96-55	Mobile, Ala.
Nov. 30, 1999	W	82-54	Tuscaloosa, Ala.
Nov. 28, 2000	W	53-46	Mobile, Ala.
Dec. 9, 2001	W	63-61	Tuscaloosa, Ala.
Dec. 18, 2002	L	79-57	Mobile, Ala.
Dec. 30, 2005	L	56-48	Mobile, Ala.

**SOUTH CAROLINA 15-16**

Feb. 10, 1979	L	80-62	Columbia, S.C.
Jan. 30, 1980	L	58-47	Tuscaloosa, Ala.
Jan. 20, 1982	W	59-55	Tuscaloosa, Ala.
March 16, 1988	L	77-63	Columbia, S.C.
Jan. 11, 1992	W	80-74	Columbia, S.C.
Jan. 9, 1993	W	87-67	Tuscaloosa, Ala.
Jan. 22, 1994	W	94-77	Columbia, S.C.
Jan. 22, 1995	W	85-62	Tuscaloosa, Ala.
Feb. 22, 1996	W	75-68 <sup>OT</sup>	Columbia, S.C.

**RECORDS & HISTORY**

## ALL-TIME SERIES RESULTS

Feb. 9, 1997	W	87-38	Tuscaloosa, Ala.
Jan. 4, 1998	W	64-54	Columbia, S.C.
Feb. 27, 1998	W	92-72	Columbus, Ga.
Feb. 7, 1999	W	87-73	Tuscaloosa, Ala.
Feb. 25, 1999	W	82-71	Chattanooga, Tenn.
Feb. 17, 2000	W	69-67	Columbia, S.C.
Jan. 14, 2001	L	82-67	Tuscaloosa, Ala.
Feb. 14, 2002	L	69-54	Columbia, S.C.
Feb. 9, 2003	L	48-34	Tuscaloosa, Ala.
Jan. 11, 2004	W	74-71	Tuscaloosa, Ala.
Feb. 12, 2004	L	77-51	Columbia, S.C.
Jan. 20, 2005	W	75-62	Tuscaloosa, Ala.
Feb. 20, 2005	L	66-57	Columbia, S.C.
Jan. 22, 2006	L	68-47	Tuscaloosa, Ala.
Jan. 14, 2007	L	95-35	Columbia, S.C.
Jan. 10, 2008	W	65-54	Tuscaloosa, Ala.
Feb. 15, 2009	L	68-57	Columbia, S.C.
Jan. 10, 2010	L	80-68	Tuscaloosa, Ala.
Jan. 23, 2011	L	59-48	Columbia, S.C.
Jan 1, 2012	L	68-42	Columbia, S.C.
Feb. 19, 2012	L	69-55	Tuscaloosa, Ala.
March 1, 2012	L	57-38	Nashville, Tenn.

**SOUTH DAKOTA STATE 0-3**

Jan. 5, 2005	L	86-83	Tuscaloosa, Ala.
Dec. 18, 2005	L	78-69	Brookings, S.D.
Dec. 28, 2006	L	65-54	Tuscaloosa, Ala.

**SOUTHEASTERN LOUISIANA 7-2**

Jan. 4, 1981	L	66-65	Hammond, La.
Jan. 2, 1990	L	62-61	Hammond, La.
Feb. 26, 1991	W	77-57	Tuscaloosa, Ala.
Dec. 10, 2005	W	59-54	Tuscaloosa, Ala.
Nov. 19, 2006	W	60-57	Tuscaloosa, Ala.
Jan. 5, 2008	W	61-51	Tuscaloosa, Ala.
Jan. 3, 2009	W	59-48	Hammond, La.
Nov. 24, 2010	W	68-55	Tuscaloosa, Ala.
Dec. 2, 2011	W	69-56	Tuscaloosa, Ala.

**SOUTHERN 3-0**

Jan. 5, 1985	W	85-60	Tuscaloosa, Ala.
Dec. 1, 1989	W	91-40	Houston, Texas
Dec. 29, 2005	W	66-51	Mobile, Ala.

**SOUTHERN METHODIST 1-0**

Dec. 21, 2001	W	85-69	Cancun, Mexico
---------------	---	-------	----------------

**SOUTHERN MISSISSIPPI 3-3**

Dec. 6, 1980	L	75-73	Hattiesburg, Miss.
Feb. 11, 1982	L	71-60	Tuscaloosa, Ala.
Dec. 20, 1987	W	88-76	Tuscaloosa, Ala.
Dec. 3, 1988	L	84-79	Hattiesburg, Miss.
Dec. 30, 2009	W	87-61	Tuscaloosa, Ala.
Dec. 28, 2010	W	88-78	Hattiesburg, Miss.

**STANFORD 0-2**

March 23, 1996	L	78-76 <sup>OT</sup>	Seattle, Wash.
Nov. 17, 1997	L	74-65	Palo Alto, Calif.

**STEPHEN F. AUSTIN 4-1**

Feb. 8, 1985	W	78-57	Nacogdoches, Texas
Jan. 4, 1986	W	88-36	Tuscaloosa, Ala.
Dec. 6, 1986	W	75-68	Nacogdoches, Texas
Dec. 17, 1997	L	89-87	Las Cruces, N.M.
Nov. 30, 2002	W	69-56	San Antonio, Texas

**STILLMAN 2-0**

Dec. 3, 1975	W	61-30	Tuscaloosa, Ala.
Jan. 12, 1976	W	80-55	Tuscaloosa, Ala.

**TALLADEGA 4-6**

Jan. 14, 1975	L	90-66	Tuscaloosa, Ala.
Jan. 28, 1975	L	80-51	Talladega, Ala.
Jan. 24, 1976	L	107-55	Talladega, Ala.
Feb. 7, 1976	L	86-76	Tuscaloosa, Ala.
March 1, 1976	L	105-77	Troy, Ala.
Jan. 29, 1977	W	97-76	Tuscaloosa, Ala.
Feb. 18, 1977	L	72-69	Talladega, Ala.
Jan. 14, 1978	W	75-55	Tuscaloosa, Ala.
Feb. 18, 1978	W	57-48	Talladega, Ala.
Feb. 25, 1978	W	81-61	Jacksonville, Ala.

**TENNESSEE 2-45**

Jan. 22, 1977	L	83-57	Knoxville, Tenn.
Feb. 11, 1978	L	72-53	Tuscaloosa, Ala.
Jan. 17, 1979	L	85-52	Knoxville, Tenn.
Jan. 10, 1980	L	88-68	Tuscaloosa, Ala.
Nov. 28, 1980	L	74-62	Orlando, Fla.
Jan. 30, 1981	W	77-71	Baton Rouge, La.
Feb. 8, 1981	L	68-54	Knoxville, Tenn.
March 4, 1983	L	91-73	Knoxville, Tenn.
March 3, 1984	W	85-66	Athens, Ga.
March 23, 1984	L	65-58	Knoxville, Tenn.
Jan. 18, 1986	L	89-71	Knoxville, Tenn.
Feb. 26, 1987	L	108-77	Tuscaloosa, Ala.
Jan. 23, 1988	L	97-70	Knoxville, Tenn.
Feb. 26, 1989	L	81-65	Tuscaloosa, Ala.
March 4, 1989	L	89-61	Albany, Ga.
Feb. 24, 1990	L	80-65	Knoxville, Tenn.
Jan. 9, 1991	L	86-61	Tuscaloosa, Ala.
Jan. 26, 1992	L	82-72	Knoxville, Tenn.
Jan. 23, 1993	L	86-74	Tuscaloosa, Ala.
Feb. 5, 1994	L	85-69	Knoxville, Tenn.
March 6, 1994	L	72-56	Chattanooga, Tenn.
Feb. 7, 1995	L	95-44	Tuscaloosa, Ala.
March 5, 1995	L	84-70	Chattanooga, Tenn.
Jan. 28, 1996	L	81-69	Knoxville, Tenn.
March 4, 1996	L	64-60	Chattanooga, Tenn.
Jan. 26, 1997	L	63-60	Tuscaloosa, Ala.
Feb. 1, 1998	L	73-68	Knoxville, Tenn.
March 1, 1998	L	67-63	Columbus, Ga.
Jan. 31, 1999	L	85-73	Tuscaloosa, Ala.
Feb. 27, 1999	L	80-69	Chattanooga, Tenn.
Feb. 6, 2000	L	65-47	Knoxville, Tenn.
Feb. 4, 2001	L	97-75	Tuscaloosa, Ala.
March 2, 2001	L	82-52	Memphis, Tenn.
Jan. 20, 2002	L	82-57	Knoxville, Tenn.
Jan. 16, 2003	L	88-45	Tuscaloosa, Ala.
Jan. 18, 2004	L	72-51	Knoxville, Tenn.
Feb. 27, 2005	L	94-81	Tuscaloosa, Ala.
Jan. 29, 2006	L	89-54	Knoxville, Tenn.
Feb. 19, 2006	L	82-65	Tuscaloosa, Ala.
Jan. 3, 2007	L	72-36	Knoxville, Tenn.
Jan. 28, 2007	L	80-51	Tuscaloosa, Ala.
Feb. 21, 2008	L	85-58	Tuscaloosa, Ala.
Feb. 12, 2009	L	80-61	Knoxville, Tenn.
March 5, 2009	L	68-49	North Little Rock, Ark.
Feb. 18, 2010	L	74-67	Tuscaloosa, Ala.
Jan. 6, 2011	L	110-45	Knoxville, Tenn.
Jan. 26, 2012	L	86-56	Tuscaloosa, Ala.

**TENNESSEE STATE 7-0**

Nov. 19, 1984	W	91-46	Tuscaloosa, Ala.
Nov. 22, 1985	W	89-81	Nashville, Tenn.
Jan. 9, 1987	W	84-28	Tuscaloosa, Ala.
Nov. 27, 1987	W	103-56	Nashville, Tenn.
Nov. 29, 1988	W	107-43	Tuscaloosa, Ala.
March 4, 1995	W	94-60	Tuscaloosa, Ala.
Nov. 12, 2010	W	82-55	Tuscaloosa, Ala.

**TENNESSEE TECH 5-3**

Dec. 17, 1988	L	66-57	Tuscaloosa, Ala.
Feb. 5, 1990	L	74-63	Cookeville, Tenn.
March 18, 1992	W	100-87	Tuscaloosa, Ala.
Dec. 15, 2003	W	83-61	Tuscaloosa, Ala.
Dec. 11, 2004	W	62-59	Cookeville, Tenn.
Nov. 17, 2006	W	71-56	Tuscaloosa, Ala.
Nov. 30, 2007	L	53-47	Cookeville, Tenn.
Nov. 13, 2009	W	73-68	Corpus Christi, Texas

**TEXAS 0-2**

Nov. 26, 1983	L	82-56	Austin, Texas
Dec. 7, 1984	L	85-53	Las Vegas, Nev.

**TEXAS PAN-AMERICAN 1-0**

Nov. 26, 1988	W	88-29	Norman, Okla.
---------------	---	-------	---------------

**TCU 1-0**

Dec. 29, 1998	W	92-71	Jersey City, N.J.
---------------	---	-------	-------------------

**TEXAS A&M-CORPUS CHRISTI 0-1**

Nov. 14, 2010	L	96-90 <sup>OT</sup>	Corpus Christi, Texas
---------------	---	---------------------	-----------------------

**TEXAS-ARLINGTON 1-0**

Dec. 10, 1994	W	99-62	Arlington, Texas
---------------	---	-------	------------------

**TEXAS-SAN ANTONIO 3-0**

Dec. 5, 1986	W	77-72	Nachogdoches, Texas
Nov. 29, 2002	W	61-55	San Antonio, Texas
Dec. 5, 2003	W	76-63	Tuscaloosa, Ala.

**TEXAS TECH 1-2**

Dec. 9, 1986	L	94-89 <sup>20T</sup>	Tuscaloosa, Ala.
Jan. 2, 1988	L	74-64	Lubbock, Texas
March 25, 1994	W	73-68	Austin, Texas

**TOLEDO 0-1**

March 22, 2011	L	74-59	Toledo, Ohio
----------------	---	-------	--------------

**TROY 15-3**

Dec. 7, 1974	W	79-64	Athens, Ala.
Jan. 17, 1975	L	74-71	Troy, Ala.
Feb. 8, 1975	L	82-81	Troy, Ala.
Feb. 17, 1975	W	74-61	Tuscaloosa, Ala.
Jan. 7, 1978	W	73-47	Troy, Ala.
Jan. 10, 1979	L	80-65	Tuscaloosa, Ala.
Nov. 27, 1979	W	90-72	Tuscaloosa, Ala.
Feb. 10, 1981	W	81-69	Troy, Ala.
Nov. 18, 1982	W	81-60	Tuscaloosa, Ala.
Jan. 26, 1983	W	78-57	Troy, Ala.
Nov. 28, 1983	W	68-47	Tuscaloosa, Ala.
Nov. 17, 1984	W	78-55	Tuscaloosa, Ala.
Jan. 30, 1985	W	76-68	Troy, Ala.
Dec. 14, 1985	W	70-47	Troy, Ala.
Dec. 13, 1986	W	85-64	Troy, Ala.
Jan. 12, 1994	W	119-43	Troy, Ala.

**ALL-TIME SERIES RESULTS**

Feb. 28, 1994	W	101-66	Tuscaloosa, Ala.
Nov. 20, 2001	W	101-58	Tuscaloosa, Ala.

**TULANE 7-3**

Dec. 10, 1982	W	66-58	Ruston, La.
Jan. 4, 1989	W	80-64	Tuscaloosa, Ala.
Jan. 22, 1989	W	69-67	New Orleans, La.
Jan. 3, 1990	W	71-63	New Orleans, La.
Nov. 22, 1991	W	81-58	New Orleans, La.
Jan. 26, 1993	W	90-74	Tuscaloosa, Ala.
Dec. 2, 1999	L	81-69	New Orleans, La.
Nov. 22, 2000	W	64-63	Tuscaloosa, Ala.
Dec. 9, 2006	L	83-68	New Orleans, La.
Nov. 10, 2007	L	64-56	Tuscaloosa, Ala.

**TUSKEGEE 3-2**

Feb. 1, 1975	W	62-58	Tuscaloosa, Ala.
Jan. 17, 1976	W	101-40	Tuscaloosa, Ala.
Nov. 14, 1977	L	83-80	Tuskegee, Ala.
Nov. 29, 1978	L	76-72	Tuscaloosa, Ala.
Nov. 30, 1990	W	106-41	Birmingham, Ala.

**UAB 14-7**

Dec. 18, 1978	L	86-82	Birmingham, Ala.
Jan. 27, 1979	W	95-89	Tuscaloosa, Ala.
Feb. 23, 1979	W	69-68 <sup>OT</sup>	Troy, Ala.
Dec. 8, 1979	W	75-65	Birmingham, Ala.
Jan. 17, 1980	L	72-69	Tuscaloosa, Ala.
Feb. 23, 1980	L	70-62	Cleveland, Miss.
Dec. 17, 1980	W	77-76	Birmingham, Ala.
Jan. 26, 1980	W	91-81	Tuscaloosa, Ala.
Nov. 24, 1981	L	74-71	Tuscaloosa, Ala.
Jan. 25, 1982	L	75-59	Birmingham, Ala.
Jan. 6, 1986	W	88-58	Birmingham, Ala.
Feb. 17, 1986	W	82-69	Tuscaloosa, Ala.
Nov. 29, 1986	W	76-49	Atlanta, Ga.
Jan. 29, 1987	W	79-58	Tuscaloosa, Ala.
Dec. 13, 1987	W	76-67	Birmingham, Ala.
Dec. 13, 1989	W	65-60	Tuscaloosa, Ala.
Jan. 7, 1991	W	84-70	Birmingham, Ala.
Dec. 13, 1998	W	97-80	Birmingham, Ala.
March 18, 2001	L	84-72	Birmingham, Ala.
Dec. 7, 2004	W	74-55	Tuscaloosa, Ala.
Dec. 6, 2005	L	70-62	Birmingham, Ala.

**UCF 5-0**

Feb 5, 1995	W	95-63	Tuscaloosa, Ala.
Nov. 24, 1995	W	87-58	Tuscaloosa, Ala.
Dec. 19, 2003	W	63-41	Orlando, Fla.
Dec. 3, 2008	W	67-53	Tuscaloosa, Ala.
Dec. 14, 2009	W	64-62	Orlando, Fla.

**UCLA 1-0**

March 15, 1998	W	75-74	Tuscaloosa, Ala.
----------------	---	-------	------------------

**UNION 2-0**

Feb. 15, 1988	W	84-78	Tuscaloosa, Ala.
Jan. 17, 1989	W	83-57	Jackson, Tenn.

**UNC ASHEVILLE 1-0**

Dec. 29, 1994	W	119-46	Jamaica, N.Y.
---------------	---	--------	---------------

**UNC GREENSBORO 2-0**

Dec. 21, 1995	W	89-62	Burlington, Vt.
March 13, 1998	W	94-46	Tuscaloosa, Ala.

<b>UNLV 0-1</b>			
Nov. 23, 1990	L	80-62	Las Vegas, Nev.

**UPPER IOWA 1-0**

Jan. 3, 1980	W	77-41	Miami, Fla.
--------------	---	-------	-------------

**VALDOSTA STATE 0-5**

March 12, 1977	L	99-85	Cleveland, Miss.
Nov. 17, 1977	L	74-72	Valdosta, Ga.
Feb. 5, 1979	L	96-87	Tuscaloosa, Ala.
March 8, 1979	L	80-68	Auburn, Ala.
Jan. 7, 1980	L	74-65	Valdosta, Ga.

**VANDERBILT 11-28**

March 2, 1978	W	88-69	Starkville, Miss.
Jan. 6, 1979	W	88-66	Starkville, Miss.
Jan. 15, 1979	W	72-67	Tuscaloosa, Ala.
Feb. 12, 1979	L	82-74	Nashville, Tenn.
Feb. 7, 1980	W	69-53	Knoxville, Tenn.
Nov. 19, 1980	W	96-73	Tuscaloosa, Ala.
Jan. 16, 1984	L	84-74	Nashville, Tenn.
March 4, 1984	W	83-73	Athens, Ga.
Feb. 24, 1985	L	87-85 <sup>OT</sup>	Tuscaloosa, Ala.
Jan. 23, 1986	L	84-75	Nashville, Tenn.
Jan. 11, 1987	L	90-84	Tuscaloosa, Ala.
Feb. 18, 1988	L	71-65	Nashville, Tenn.
Feb. 4, 1989	L	91-79	Tuscaloosa, Ala.
Feb. 3, 1990	L	98-74	Nashville, Tenn.
Jan. 12, 1991	W	73-63	Tuscaloosa, Ala.
Dec. 15, 1991	L	94-51	Nashville, Tenn.
Dec. 13, 1992	L	87-70	Tuscaloosa, Ala.
Jan. 9, 1994	L	77-73	Nashville, Tenn.
Jan. 8, 1995	W	71-63	Tuscaloosa, Ala.
Feb. 19, 1996	L	73-59	Nashville, Tenn.
Feb. 23, 1997	W	70-60	Tuscaloosa, Ala.
Feb. 22, 1998	L	81-79	Nashville, Tenn.
Feb. 21, 1999	W	102-59	Tuscaloosa, Ala.
Feb. 20, 2000	L	68-63	Tuscaloosa, Ala.
Feb. 18, 2001	L	68-56	Nashville, Tenn.
Jan. 17, 2002	L	69-46	Tuscaloosa, Ala.
Feb. 6, 2003	L	80-69	Nashville, Tenn.
Feb. 8, 2004	W	81-68	Tuscaloosa, Ala.
Feb. 24, 2005	L	64-53	Nashville, Tenn.
Feb. 2, 2006	L	65-53	Tuscaloosa, Ala.
March 2, 2006	L	84-62	North Little Rock, Ark.
Feb. 4, 2007	L	91-51	Nashville, Tenn.
Feb. 10, 2008	L	92-47	Tuscaloosa, Ala.
March 2, 2008	L	83-54	Nashville, Tenn.
Jan. 8, 2009	L	85-76	Tuscaloosa, Ala.
Feb. 1, 2009	L	88-64	Nashville, Tenn.
Jan. 28, 2010	L	70-61	Nashville, Tenn.
Jan. 13, 2011	L	82-66	Tuscaloosa, Ala.
Feb. 26, 2012	L	67-54	Nashville, Tenn.

**VERMONT 1-0**

Dec. 22, 1995	W	73-52	Burlington, Vt.
---------------	---	-------	-----------------

**VILLANOVA 2-1**

Dec. 29, 1989	L	74-69	Villanova, Pa.
Nov. 25, 1994	W	73-57	Tuscaloosa, Ala.
Dec. 30, 2001	W	70-61	Villanova, Pa.

**VIRGINIA 0-2**

Dec. 4, 1987	L	81-58	Charlottesville, Va.
Nov. 25, 2005	L	69-48	St. Thomas, U.S.V.I.

<b>VIRGINIA TECH 0-2</b>			
Dec. 7, 2003	L	68-51	Tuscaloosa, Ala.
Dec. 4, 2004	L	72-59	Blacksburg, Va.

**WASHINGTON 1-1**

Nov. 27, 2004	W	76-56	Seattle, Wash.
Nov. 18, 2005	L	56-52	Tuscaloosa, Ala.

**WASHINGTON STATE 1-0**

Nov. 24, 2007	W	66-37	Freeport, Bahamas
---------------	---	-------	-------------------

**WAYLAND BAPTIST 0-1**

March 22, 1977	L	89-59	Amarillo, Texas
----------------	---	-------	-----------------

**WEST FLORIDA 2-0**

Nov. 17, 1983	W	84-56	Pensacola, Fla.
Dec. 3, 1984	W	78-32	Tuscaloosa, Ala.

**WEST VIRGINIA 0-1**

Nov. 25, 1988	L	75-66	Hattiesburg, Miss.
---------------	---	-------	--------------------

**WESTERN KENTUCKY 3-5**

Jan. 23, 1976	L	58-56	Tuscaloosa, Ala.
Jan. 31, 1977	L	75-73	Bowling Green, Ky.
Jan. 9, 1983	W	82-48	Tuscaloosa, Ala.
Jan. 14, 1984	L	69-66	Bowling Green, Ky.
Nov. 30, 1987	L	66-63	Bowling Green, Ky.
Dec. 28, 1989	W	75-68	Villanova, Pa.
March 21, 1992	L	98-68	Bowling Green, Ky.
Dec. 28, 1995	W	70-64	Nassau, Bahamas

**XAVIER 3-0**

Dec. 27, 1983	W	102-42	Flushing, N.Y.
Jan. 28, 1992	W	86-77	Cincinnati, Ohio
Jan. 5, 1993	W	95-76	Tuscaloosa, Ala.

**YALE 1-0**

Dec. 30, 2004	W	78-60	Bethlehem, Pa.
---------------	---	-------	----------------



YEAR-BY-YEAR RESULTS

1974-75

Record: 13-12

Coach: Stephanie Schleuder

Dec. 6	W	78-50	Athens !	A
Dec. 6	W	77-53	Judson !	N
Dec. 7	W	79-64	Troy !	N
Jan. 8	W	64-51	Montevallo	A
Jan. 14	L	90-66	Talladega	H
Jan. 16	W	71-63	Judson	H
Jan. 17	L	74-71	Troy	A
Jan. 20	W	70-40	South Alabama	A
Jan. 28	L	80-51	Talladega	A
Jan. 30	L	63-57	Judson	A
Feb. 1	W	48-35	Athens @	H
Feb. 1	W	62-58	Tuskegee @	H
Feb. 1	W	80-52	North Alabama	A
Feb. 3	L	70-57	North Alabama #	N
Feb. 3	W	57-48	Pensacola JC #	N
Feb. 7	L	82-81	Troy #	A
Feb. 8	W	79-58	South Alabama	H
Feb. 14	L	93-71	Auburn	A
Feb. 17	W	74-61	Troy	H
Feb. 21	W	52-51	North Alabama \$	N
Feb. 21	L	78-60	Auburn \$	A
Feb. 22	L	61-29	Judson \$	N
March 1	L	79-74	Auburn	H
March 7	L	66-65	Flagler %	N
March 7	L	103-58	Mississippi College %	N

! Athens Invitational (Athens, Ala.)

@ Alabama Invitational (Tuscaloosa, Ala.)

# Troy State Invitational (Troy, Ala.)

\$ AIAAW Championship (Auburn, Ala.)

% AIAW Region Championship (Athens, Ala.)

1975-76

Record: 13-9

Coach: Stephanie Schleuder

Nov. 17	L	76-54	Auburn	A
Dec. 3	W	61-30	Stillman	H
Jan. 10	W	61-57	Memphis	H
Jan. 12	W	80-55	Stillman	A
Jan. 13	W	65-46	Montevallo	A
Jan. 17	W	101-40	Tuskegee	H
Jan. 19	W	73-63	Judson	H
Jan. 23	L	58-56	Western Kentucky	H
Jan. 24	L	107-55	Talladega	A
Jan. 26	W	74-67	Alabama State	H
Jan. 30	W	72-43	North Alabama !	H
Jan. 31	L	73-66	Georgia Southern !	H
Feb. 2	L	76-66	Alabama State	A
Feb. 7	L	86-76	Talladega	H
Feb. 9	W	106-64	Montevallo	H
Feb. 13	W	80-49	Lambuth	A
Feb. 14	L	94-62	Memphis	A
Feb. 16	W	84-73	Judson	A
March 1	W	71-62	Auburn @	N
March 1	L	105-77	Talladega @	N
March 10	W	90-74	Auburn	H
March 11	L	64-56	Florida #	N

! Alabama Invitational (Tuscaloosa, Ala.)

@ AIAAW Championship (Troy, Ala.)

# AIAW Region Championship (Cleveland, Miss.)

1976-77

Record: 13-15

Coach: Stephanie Schleuder

Nov. 29	W	86-81	Auburn	H
Dec. 16	W	65-59	Auburn	A
Jan. 5	W	78-72	Florida	A
Jan. 7	L	78-73	Memphis	H
Jan. 8	L	81-80	LSU	H
Jan. 10	L	73-70	Mississippi	H
Jan. 15	L	110-74	Mississippi State	A
Jan. 17	W	92-74	Florida	H
Jan. 22	L	83-57	Tennessee	A
Jan. 24	W	77-62	Georgia	A
Jan. 28	W	82-79	Mississippi College	H
Jan. 29	W	97-76	Talladega	H
Jan. 31	L	75-73	Western Kentucky	A
Feb. 4	L	97-90	Mississippi College	A
Feb. 5	L	99-75	LSU	A
Feb. 7	L	76-55	Mississippi	A
Feb. 12	W	88-66	Mississippi State	H
Feb. 14	W	77-44	South Alabama	H
Feb. 18	L	72-69	Talladega	A
Feb. 19	W	95-43	Judson	H
Feb. 21	W	90-58	South Alabama	A
Feb. 24	W	81-66	Auburn !	H
March 10	W	65-64	Savannah State @	N
March 11	L	81-47	Delta State @	A
March 12	L	99-85	Valdosta State @	N
March 22	L	89-59	Wayland Baptist #	N
March 23	L	88-73	Belmont #	N
March 24	L	84-75	Indiana State #	N

! AIAAW Championship (Tuscaloosa, Ala.)

@ AIAW Region Championship (Cleveland, Miss.)

# NWIT (Amarillo, Texas)

1977-78

Record: 21-10

Coach: Ed Nixon

Nov. 14	L	83-80	Tuskegee	A
Nov. 17	L	74-72	Valdosta State	A
Nov. 28	L	101-65	Memphis	A
Nov. 30	W	67-50	Auburn	H
Dec. 3	W	75-69	Middle Tennessee	A
Dec. 5	L	87-70	Mississippi	H
Dec. 11	W	77-31	Montevallo	A
Dec. 19	W	68-58	Georgia State	A
Jan. 4	L	84-60	LSU	H
Jan. 7	W	73-47	Troy	A
Jan. 8	W	75-61	Mississippi State	H
Jan. 14	W	75-55	Talladega	H
Jan. 16	W	76-50	South Alabama	A
Jan. 20	W	66-62	Kentucky !	A
Jan. 21	W	77-72	North Carolina !	N
Jan. 23	W	78-56	Jacksonville State	H
Jan. 28	W	56-48	Auburn	A
Jan. 30	W	70-56	Florida	A
Feb. 4	W	60-56	Mississippi State	A
Feb. 6	W	91-50	South Alabama	H
Feb. 11	L	72-53	Tennessee	H
Feb. 13	W	73-56	Florida	H
Feb. 15	L	53-46	Mississippi	A
Feb. 18	W	57-48	Talladega	A
Feb. 20	W	87-47	Judson	A
Feb. 24	W	96-61	South Alabama @	N
Feb. 25	W	81-61	Talladega @	N
March 2	W	88-69	Vanderbilt #	N

March 3	L	73-71	Mississippi #	N
March 4	L	80-71	Florida #	N
March 9	L	74-61	Delta State \$	N

! Kentucky Invitational (Lexington, Ky.)

@ AIAAW Championship (Jacksonville, Ala.)

# Lady Bulldog Classic (Starkville, Miss.)

\$ AIAW Region III Championship (Tallahassee, Fla.)

1978-79

Record: 13-13

Coach: Ed Nixon

Nov. 18	L	105-57	LSU	A
Nov. 20	W	66-46	South Alabama	A
Nov. 29	L	76-72	Tuskegee	H
Dec. 4	W	90-84	Middle Tennessee	H
Dec. 18	L	86-82	UAB	A
Jan. 4	W	86-67	Auburn !	N
Jan. 5	L	100-82	Mississippi !	N
Jan. 6	W	88-66	Vanderbilt !	N
Jan. 10	L	80-65	Troy	H
Jan. 13	W	83-70	Kentucky	H
Jan. 15	W	72-67	Vanderbilt	H
Jan. 17	L	85-52	Tennessee	A
Jan. 20	L	75-64	Auburn	A
Jan. 22	L	88-80	Florida	A
Jan. 25	W	97-78	South Alabama	H
Jan. 27	W	95-89	UAB	H
Feb. 3	W	81-65	Georgia	H
Feb. 5	L	96-87	Valdosta State	H
Feb. 10	L	80-62	South Carolina	A
Feb. 12	L	82-74	Vanderbilt	A
Feb. 14	L	92-84	Georgia State	H
Feb. 17	W	62-55	Auburn	H
Feb. 19	W	72-69	Memphis	H
Feb. 23	W	69-68	UAB <sup>OT</sup> @	N
Feb. 24	W	80-72	Auburn @	N
March 8	L	80-68	Valdosta State #	N

! Lady Bulldog Classic (Starkville, Miss.)

@ AIAAW Championship (Troy, Ala.)

# AIAW Region III Championship (Auburn, Ala.)

1979-80

Record: 12-15

Coach: Ed Nixon

Nov. 27	W	90-72	Troy	H
Nov. 29	L	94-73	Oregon !	N
Nov. 30	L	75-72	Mississippi State !	N
Dec. 6	W	95-65	Alabama-Huntsville	H
Dec. 8	W	75-65	UAB	A
Dec. 15	W	85-79	Alabama State	A
Jan. 3	W	77-41	Upper Iowa @	N
Jan. 4	W	73-61	Miami @	A
Jan. 5	L	74-72	Edinboro @	N
Jan. 5	L	62-50	Army @	N
Jan. 7	L	74-65	Valdosta State	A
Jan. 10	L	88-68	Tennessee	H
Jan. 12	W	88-61	Florida State	H
Jan. 14	W	104-72	Alabama-Huntsville	A
Jan. 17	L	72-69	UAB	H
Jan. 19	W	85-66	Florida	N
Jan. 23	L	77-71	Auburn	A
Jan. 26	L	68-54	Arkansas	A
Jan. 28	L	72-56	South Alabama	A
Jan. 30	L	58-47	South Carolina	H
Feb. 2	L	72-70	Mississippi	A

RECORDS & HISTORY

**YEAR-BY-YEAR RESULTS**

Feb. 7	W	69-53	Vanderbilt #	N
Feb. 8	L	77-69	Kentucky #	N
Feb. 14	W	76-71	Miss. Univ. for Women	H
Feb. 16	W	79-58	LSU	H
Feb. 22	L	64-54	South Alabama \$	N
Feb. 23	L	70-62	UAB \$	N

! Louisiana Tech Invitational (Ruston, La.)  
 @ Miami Jamboree (Miami, Fla.)  
 # SEC Division Championship (Knoxville, Tenn.)  
 \$ AIAAW Championship (Cleveland, Miss.)

**1980-81**

Record: 21-12

Coach: Ann Cronic

Nov. 19	W	96-73	Vanderbilt	H
Nov. 24	W	97-54	Belhaven	H
Nov. 28	L	74-62	Tennessee	N!
Nov. 28	L	77-76	Florida State	N!
Dec. 2	W	94-44	Alabama State	H
Dec. 6	L	75-73	Southern Mississippi	A
Dec. 15	W	89-66	Florida	H
Dec. 17	W	77-76	UAB	A
Jan. 3	L	80-68	LSU	A
Jan. 4	L	66-65	Southeastern Louisiana	A
Jan. 7	L	69-67	Missouri	H
Jan. 9	W	72-61	Georgia @	N
Jan. 10	L	79-72	Clemson @	H
Jan. 12	W	66-65	Auburn	H
Jan. 14	L	75-69	Mississippi State	H
Jan. 17	W	70-65	Arkansas	H
Jan. 22	W	80-61	Alabama-Huntsville	A
Jan. 24	W	78-68	South Alabama	H
Jan. 26	W	91-81	UAB	H
Jan. 29	W	67-54	Florida #	N
Jan. 30	W	77-71	Tennessee #	N
Jan. 31	W	80-66	Georgia #	N
Feb. 1	L	61-50	Auburn #	N
Feb. 3	W	75-62	Miss. Univ. for Women	A
Feb. 5	W	87-53	Alabama-Huntsville	H
Feb. 6	W	95-51	Freed-Hardeman	H
Feb. 8	L	68-54	Tennessee	A
Feb. 10	W	81-69	Troy	A
Feb. 14	W	95-63	Florida	N
Feb. 18	W	75-73	Mississippi State <sup>20T</sup>	A
Feb. 27	W	69-56	South Alabama \$	N
Feb. 28	L	67-50	Auburn \$	N
March 4	L	76-72	Mississippi College %	H

! Lady Sunshine Tournament (Orlando, Fla.)  
 @ Lady Tiger Invitational (Clemson, S.C.)  
 # SEC Championship (Baton Rouge, La.)  
 \$ AIAAW Championship (Troy, Ala.)  
 % AIAAW Region III Championship (Tuscaloosa, Ala.)

**1981-82**

Record: 17-11

Coach: Ken Weeks

Nov. 10	W	64-62	Belhaven	A
Nov. 19	L	85-79	Chattanooga	A
Nov. 24	L	74-71	UAB	H
Dec. 3	W	72-63	Livingston	H
Dec. 5	W	71-54	Georgia State	H
Dec. 7	W	79-48	South Alabama	H
Dec. 11	L	69-56	Memphis !	N
Dec. 12	W	93-55	Idaho State !	N
Dec. 18	W	89-59	Chattanooga	N

Jan. 4	W	75-68	Georgia State	A
Jan. 6	W	76-62	Mississippi State	A
Jan. 8	W	71-68	Charleston @	N
Jan. 9	L	63-59	Carson-Newman @	A
Jan. 11	W	93-89	Mississippi <sup>20T</sup>	H
Jan. 15	W	70-56	South Alabama	A
Jan. 16	W	59-58	Florida	N
Jan. 20	W	59-55	South Carolina	H
Jan. 22	W	85-49	Carson-Newman	H
Jan. 25	L	75-59	UAB	A
Jan. 27	L	72-56	Auburn	A
Feb. 3	W	87-65	Mississippi State	H
Feb. 6	L	65-53	Mississippi	A
Feb. 11	L	71-60	Southern Mississippi	H
Feb. 13	W	80-78	LSU	H
Feb. 16	W	69-66	Livingston	A
Feb. 20	L	76-64	LSU	A
Feb. 22	L	63-59	Auburn	H
Feb. 26	L	82-76	Kentucky #	A

! Mid America Classic (Columbia, Mo.)  
 @ Rotary Classic (Jefferson City, Tenn.)  
 # SEC Championships (Lexington, Ky.)

**1982-83**

Record: 16-13 (2-6 SEC/Fourth-West)

Coach: Ken Weeks

Nov. 18	W	81-60	Troy	H
Nov. 23	W	63-56	Georgia Tech	H
Dec. 1	L	74-69	Memphis	A
Dec. 4	W	94-67	Georgia State	A
Dec. 6	L	73-64	Florida State	H
Dec. 9	L	83-55	Louisiana Tech !	A
Dec. 10	W	66-58	Tulane !	N
Dec. 10	W	74-67	Northwestern State !	N
Dec. 17	L	63-51	Chattanooga	H
Jan. 3	L	77-66	North Carolina	H
Jan. 5	L	60-49	Auburn	A
Jan. 9	W	82-48	Western Kentucky	H
Jan. 12	W	81-56	South Alabama	H
Jan. 14	W	82-66	DePaul	A
Jan. 16	W	71-56	Notre Dame	A
Jan. 18	L	104-77	Kentucky *	H
Jan. 22	L	77-73	LSU *	H
Jan. 24	L	76-68	Mississippi *	H
Jan. 26	W	78-57	Troy	A
Jan. 29	W	74-69	Mississippi State *	A
Feb. 3	W	80-63	South Alabama	A
Feb. 9	L	79-63	Auburn *	H
Feb. 12	W	83-56	Florida	N
Feb. 16	W	64-61	Florida State	A
Feb. 19	L	72-56	LSU *	A
Feb. 21	L	85-58	Mississippi *	A
Feb. 26	W	69-58	Mississippi State *	H
March 3	W	69-53	Florida @	N
March 4	L	91-73	Tennessee @	A

! Lady Techster Dial Classic (Ruston, La.)  
 \* Southeastern Conference game  
 @ SEC Championship (Knoxville, Tenn.)

**1983-84**

Record: 23-9 (5-3 SEC/Third-West)

NCAA MIDEAST REGIONAL

Coach: Ken Weeks

Nov. 17	W	84-56	West Florida	A
Nov. 23	W	85-47	St. Mary's	A
Nov. 26	L	82-56	Texas	A
Nov. 28	W	68-47	Troy	H
Nov. 30	W	79-47	Georgia Tech	H
Dec. 3	W	81-69	North Carolina	A
Dec. 4	W	80-72	N.C. State	N
Dec. 9	W	81-53	DePaul	H
Dec. 18	W	71-55	Louisville	A
Dec. 20	W	78-49	Kentucky	A
Dec. 27	W	102-42	Xavier !	N
Dec. 28	L	75-73	St. John's !	N
Dec. 29	W	113-47	Queens !	A
Jan. 5	W	65-56	Auburn	A
Jan. 7	W	95-83	Georgia State	H
Jan. 9	W	84-66	Delta State	A
Jan. 11	W	88-67	Memphis	H
Jan. 14	L	69-66	Western Kentucky	A
Jan. 16	L	84-74	Vanderbilt	A
Jan. 21	L	73-61	LSU	A
Jan. 23	L	60-52	Mississippi	A
Jan. 28	W	68-50	Mississippi State	H
Feb. 4	W	94-66	Delta State	H
Feb. 9	W	64-60	Auburn	H
Feb. 17	L	78-74	LSU	H
Feb. 20	W	80-65	Mississippi	H
Feb. 25	W	69-61	Mississippi State	A
March 3	W	85-66	Tennessee @	N
March 4	W	83-73	Vanderbilt @	N
March 5	L	74-65	Georgia @	A
March 18	W	78-70	Central Michigan #	A
March 23	L	65-58	Tennessee \$	A

! Queens Holiday Classic (Flushing, N.Y.)  
 \* Southeastern Conference game  
 @ SEC Championship (Athens, Ga.)  
 # NCAA First Round (Mt. Pleasant, Mich.)  
 \$ NCAA Mideast Regional (Knoxville, Tenn.)

**1984-85**

Record: 18-10 (3-5 SEC/Fourth-West)

Coach: Ken Weeks

Nov. 17	W	78-55	Troy	H
Nov. 19	W	91-46	Tennessee State	H
Nov. 27	W	88-57	Alabama-Huntsville	A
Dec. 1	W	92-70	Mississippi College	H
Dec. 3	W	78-32	West Florida	H
Dec. 7	L	85-53	Texas !	N
Dec. 8	L	65-64	Cal State-Fullerton !	N
Dec. 16	W	90-72	Portland @	N
Dec. 17	W	86-56	Oregon @	N
Dec. 18	L	59-57	Oregon State @	N
Jan. 3	W	92-64	Chattanooga	A
Jan. 5	W	85-60	Southern University	H
Jan. 9	W	80-65	Mississippi State *	A
Jan. 12	L	76-60	Mississippi *	H
Jan. 16	L	71-53	Auburn *	A
Jan. 19	L	83-76	LSU <sup>20T</sup> *	H
Jan. 21	W	74-63	Louisville	H
Jan. 24	W	87-61	Mississippi State *	H
Jan. 26	L	66-46	Mississippi *	A
Jan. 28	W	96-71	Mississippi College	A
Jan. 30	W	76-68	Troy	A

YEAR-BY-YEAR RESULTS

Feb. 1	W	100-67	Georgia State	H
Feb. 6	L	87-76	LSU *	A
Feb. 8	W	76-57	Stephen F. Austin	A
Feb. 9	L	76-51	Louisiana Tech	A
Feb. 13	W	67-62	Notre Dame	H
Feb. 18	W	84-67	Auburn *	H
Feb. 24	L	87-85	Vanderbilt <sup>OT</sup> #	H

! 7-Up Desert Classic (Las Vegas, Nev.)

@ Giusti Tournament of Champions (Portland, Ore.)

\* Southeastern Conference

# SEC Western Division Playoffs

1985-86

Record: 20-9 (3-6 SEC/Eighth)

Coach: Lois Myers

Nov. 22	W	89-81	Tennessee State	A
Nov. 25	W	79-50	Jackson State	H
Dec. 6	W	78-69	Boston College !	N
Dec. 7	L	66-58	Northwestern !	A
Dec. 8	W	66-40	Marquette	A
Dec. 14	W	70-47	Troy	A
Dec. 18	W	80-68	Jackson State	A
Dec. 19	W	87-68	Arkansas State	A
Dec. 30	W	86-53	Missouri State	H
Jan. 2	W	57-44	Mississippi State *	A
Jan. 4	W	88-36	Stephen F. Austin	H
Jan. 6	W	88-58	UAB	A
Jan. 9	W	85-70	Alabama-Huntsville	A
Jan. 10	W	85-54	North Alabama	A
Jan. 15	L	87-86	Auburn <sup>OT</sup> *	H
Jan. 18	L	89-71	Tennessee *	A
Jan. 23	L	84-75	Vanderbilt @ *	A
Jan. 24	W	78-50	David Lipscomb	A
Jan. 26	W	83-62	Florida *	H
Jan. 29	L	76-69	Mississippi *	A
Feb. 1	W	88-69	Clemson	H
Feb. 3	W	71-58	Alcorn State	H
Feb. 5	L	73-69	Georgia *	H
Feb. 8	L	83-82	LSU *	H
Feb. 12	W	76-75	Kentucky *	H
Feb. 17	W	82-69	UAB	H
Feb. 22	L	82-77	Louisiana Tech	H
Feb. 28	W	71-57	Florida #	N
March 1	L	88-71	Georgia #	A

! Northwestern Classic (Evanston, Ill.)

@ Held at Aquinas JC (Nashville, Tenn.)

\* Southeastern Conference

# SEC Tournament (Athens, Ga.)

1986-87

Record: 19-10 (2-7 SEC/Eighth)

Coach: Lois Myers

Nov. 28	W	81-60	Florida A&M !	N
Nov. 29	W	76-49	UAB !	N
Nov. 30	L	78-59	Georgia !	N
Dec. 3	W	81-70	Livingston	H
Dec. 5	W	77-72	Texas-San Antonio @	N
Dec. 6	W	75-68	Stephen F. Austin @	A
Dec. 9	L	94-89	Texas Tech <sup>2OT</sup>	H
Dec. 13	W	85-64	Troy	A
Dec. 18	W	102-58	Illinois-Chicago	H
Dec. 30	W	85-79	Clemson	A
Dec. 31	W	81-69	Chattanooga	A
Jan. 2	W	94-92	Northwestern State #	N
Jan. 3	W	67-66	Nevada #	N

Jan. 9	W	84-28	Tennessee State	H
Jan. 11	L	90-84	Vanderbilt *	H
Jan. 17	L	74-70	Mississippi *	H
Jan. 24	W	99-60	Mississippi College	H
Jan. 29	W	79-58	UAB	H
Feb. 1	L	77-55	Georgia *	A
Feb. 4	W	77-54	Mississippi State *	H
Feb. 7	L	89-80	Kentucky *	A
Feb. 11	W	74-64	Alcorn State	A
Feb. 15	L	81-66	LSU *	A
Feb. 21	L	78-60	Auburn *	A
Feb. 26	L	108-77	Tennessee *	H
Feb. 28	W	87-65	Florida *	H
March 2	W	83-60	Mississippi College	A
March 4	W	88-76	Mississippi State %	N
March 5	L	89-61	Auburn %	N

! Southern Invitational (Atlanta, Ga.)

@ Ladyjack Dial Classic (Nacogdoches, Texas)

# Nevada-Reno Wolfpack Classic (Reno, Nev.)

\* Southeastern Conference game

% SEC Tournament (Albany, Ga.)

1987-88

Record: 18-10 (5-4 SEC/Sixth)

NCAA MIDWEST REGIONAL

Coach: Lois Myers

Nov. 27	W	103-56	Tennessee State	A
Nov. 29	W	80-74	Arizona <sup>2OT</sup> !	N
Nov. 30	L	66-63	Western Kentucky !	N
Dec. 4	L	81-58	Virginia @	N
Dec. 5	W	80-69	St. Joseph's @	N
Dec. 8	W	88-72	Livingston	A
Dec. 13	W	76-67	UAB	A
Dec. 19	W	86-62	Montevallo	H
Dec. 20	W	88-76	Southern Mississippi	H
Dec. 31	L	102-81	New Mexico State	A
Jan. 2	L	74-64	Texas Tech	A
Jan. 7	L	84-67	Georgia *	H
Jan. 13	W	74-54	Kentucky *	H
Jan. 15	W	83-64	Arkansas State	H
Jan. 20	W	81-79	LSU <sup>OT</sup> *	H
Jan. 23	L	97-70	Tennessee *	A
Jan. 27	L	88-57	Auburn *	H
Feb. 1	W	70-64	Florida State	A
Feb. 3	W	75-53	Florida *	A
Feb. 8	W	97-58	Middle Tennessee State	H
Feb. 10	W	82-63	Alcorn State	H
Feb. 13	W	77-73	Mississippi State *	A
Feb. 15	W	84-78	Union	H
Feb. 18	L	71-65	Vanderbilt *	A
Feb. 24	W	87-86	Mississippi *	A
Feb. 26	W	88-57	Alabama State	H
March 4	L	76-66	Mississippi #	N
March 16	L	77-63	South Carolina \$	A

! Bowling Green Bank Invite (Bowling Green, Ky.)

@ Investor's Classic (Charlottesville, Va.)

\* Southeastern Conference

# SEC Tournament (Albany, Ga.)

\$ NCAA Tournament, First Round (Columbia, S.C.)

1988-89

Record: 14-15 (1-8 SEC/10th)

Coach: Lois Myers

Nov. 13	W	60-59	Sweden (Exh.)	H
Nov. 25	L	75-66	West Virginia !	N
Nov. 26	W	88-29	Texas Pan American !	N
Nov. 29	W	107-43	Tennessee State	H
Dec. 2	W	82-54	McNeese State @	N
Dec. 3	L	84-79	Southern Mississippi @	A
Dec. 10	L	75-71	North Carolina #	N
Dec. 11	W	77-31	American #	N
Dec. 15	W	98-59	North Alabama	H
Dec. 17	L	66-57	Tennessee Tech	H
Dec. 18	W	91-77	Alcorn State	H
Dec. 29	W	84-67	Arizona State \$	N
Dec. 30	L	65-54	St. John's \$	A
Jan. 4	W	80-64	Tulane	H
Jan. 7	L	73-58	Mississippi *	H
Jan. 11	W	73-54	Georgia Southern	H
Jan. 14	L	76-75	Florida *	A
Jan. 17	W	83-57	Union	A
Jan. 21	L	74-71	LSU *	A
Jan. 22	W	69-67	Tulane	A
Jan. 25	L	86-71	Alcorn State	A
Jan. 30	W	70-68	Florida State	H
Feb. 4	L	91-79	Vanderbilt *	H
Feb. 8	W	77-64	Mississippi State *	H
Feb. 11	L	56-55	Georgia *	A
Feb. 17	L	89-84	Kentucky *	A
Feb. 22	L	89-44	Auburn *	A
Feb. 26	L	81-65	Tennessee *	H
March 3	W	59-55	Mississippi State %	N
March 4	L	89-61	Tennessee %	N

! Reser-Sooner Classic (Norman, Okla.)

@ Lady Golden Eagle Classic (Hattiesburg, Miss.)

# Lady Herd Classic (Huntington, W. Va.)

\$ Very Rev. Cahill C.M. Tourn. (Jamaica, N.Y.)

\* Southeastern Conference game

% SEC Tournament (Albany, Ga.)

1989-90

Record: 16-12 (4-5 SEC/Seventh)

Coach: Rick Moody

Nov. 24	W	86-59	Chattanooga !	N
Nov. 25	W	102-70	Georgia State !	A
Nov. 29	W	71-64	Lamar	A
Dec. 1	W	91-40	Southern @	N
Dec. 2	L	71-51	Houston @	A
Dec. 6	L	81-76	Florida State	H
Dec. 8	W	84-65	Arkansas State #	N
Dec. 9	W	71-67	Alcorn State #	N
Dec. 13	W	65-60	UAB	H
Dec. 16	W	60-49	Alcorn State	H
Dec. 28	W	75-68	Western Kentucky \$	N
Dec. 29	L	74-69	Villanova \$	A
Jan. 2	L	62-61	Southeast Louisiana	A
Jan. 3	W	71-63	Tulane	A
Jan. 6	L	67-41	Mississippi *	A
Jan. 9	L	70-65	Georgia *	H
Jan. 15	W	67-57	New Orleans	H
Jan. 21	W	67-66	LSU *	H
Jan. 24	W	84-71	Florida *	H
Jan. 29	L	66-49	Louisiana Tech	H
Feb. 3	L	98-74	Vanderbilt *	A
Feb. 5	L	74-63	Tennessee Tech	A
Feb. 8	W	69-63	Jacksonville State	H

RECORDS & HISTORY



**YEAR-BY-YEAR RESULTS**

Feb. 14	W	71-63	Mississippi State *	A
Feb. 17	L	74-58	Kentucky *	H
Feb. 21	W	71-68	Auburn *	H
Feb. 24	L	80-65	Tennessee *	A
March 2	L	71-45	Mississippi %	N

! Southern Invitational (Atlanta, Ga.)  
 @ Lady Cougar (Houston, Texas)  
 # Hawaiian Tropic/Shoney's Classic (Murray, Ky.)  
 \$ Havoline Wildcat Christmas Classic (Villanova, Pa.)  
 \* Southeastern Conference  
 % SEC Tournament (Albany, Ga.)

**1990-91**

Record: 17-12 (3-6 SEC/Ninth)

Coach: Rick Moody

Nov. 8	L	72-68	Sweden (Exh.)	H
Nov. 23	L	80-62	UNLV	A
Nov. 24	W	76-61	San Francisco !	N
Nov. 27	W	89-79	Jacksonville State	H
Nov. 30	W	106-41	Tuskegee @	N
Dec. 2	W	92-69	Auburn-Montgomery	H
Dec. 7	W	96-44	Delaware State #	N
Dec. 8	W	77-42	Morgan State #	N
Dec. 15	W	78-57	Auburn-Montgomery	A
Dec. 17	L	67-55	New Orleans	A
Dec. 20	L	72-62	Lamar \$	H
Dec. 21	W	62-21	Georgia State \$	H
Jan. 3	L	63-57	Louisiana Tech	A
Jan. 7	W	84-70	UAB	A
Jan. 9	L	86-61	Tennessee *	H
Jan. 12	W	73-63	Vanderbilt *	H
Jan. 16	L	88-65	Florida State	A
Jan. 17	W	99-71	Alabama State	A
Jan. 23	W	69-57	Mississippi State *	A
Jan. 24	W	72-65	Kentucky *	A
Feb. 2	L	77-48	Auburn *	A
Feb. 6	L	78-72	Mississippi *	H
Feb. 9	L	93-90	Florida *	A
Feb. 13	W	105-74	Alabama State	H
Feb. 16	L	78-66	LSU *	A
Feb. 20	L	83-47	Georgia *	A
Feb. 23	W	73-56	Mississippi State *	H
Feb. 26	W	77-57	Southeastern Louisiana	H
March 1	W	95-75	Florida %	N
March 2	L	78-69	Georgia %	N

! UNLV 7-Up Desert Classic (Las Vegas, Nev.)  
 @ Birmingham Civic Center (Birmingham, Ala.)  
 # Radford Invitational (Radford, Va.)  
 \$ Shoney's Classic (Tuscaloosa, Ala.)  
 \* Southeastern Conference  
 % SEC Tournament (Albany, Ga.)

**1991-92**

Record: 23-7 (7-4 SEC/Third)

NCAA MIDEAST REGIONAL (Second Round)

Coach: Rick Moody

Nov. 22	W	81-58	Tulane	A
Nov. 26	W	103-62	Alabama State	H
Nov. 29	W	118-86	Louisiana-Monroe !	N
Nov. 30	L	91-86	DePaul !	A
Dec. 2	W	83-74	Loyola-Chicago	A
Dec. 6	W	100-80	Cincinnati @	N
Dec. 7	W	101-69	Middle Tennessee @	A
Dec. 15	L	94-51	Vanderbilt *	A
Dec. 17	W	97-80	Austin Peay State	A

Dec. 19	W	86-60	Jackson State #	H
Dec. 20	W	93-80	Houston #	H
Jan. 4	L	103-101	Florida *	H
Jan. 8	W	92-61	Mississippi Valley State	A
Jan. 11	W	80-74	South Carolina *	A
Jan. 13	W	114-90	Appalachian State	A
Jan. 18	W	80-72	LSU *	H
Jan. 26	L	82-72	Tennessee *	A
Jan. 28	W	86-77	Xavier	A
Feb. 1	W	78-72	Kentucky *	H
Feb. 6	W	85-66	Alabama State	A
Feb. 8	W	69-66	Mississippi State *	H
Feb. 12	W	72-69	Auburn *	H
Feb. 15	L	72-59	Mississippi *	A
Feb. 20	W	100-75	Oral Roberts	H
Feb. 22	W	80-76	Arkansas *	A
Feb. 24	W	110-51	Mississippi Valley State	H
Feb. 29	W	105-81	Georgia *	H
March 6	L	95-87	Kentucky \$	N
March 18	W	100-87	Tennessee Tech %	H
March 21	L	98-68	Western Kentucky ^	A

! DePaul Coopers & Lybrand Classic (Chicago, Ill.)  
 @ MTSU Garden Plaza Classic (Murfreesboro, Tenn.)  
 # Alabama Shoney's Inn Classic (Tuscaloosa, Ala.)  
 \* Southeastern Conference  
 \$ SEC Tournament (Albany, Ga.)  
 % NCAA Mideast Subregional (Tuscaloosa, Ala.)  
 ^ NCAA Mideast Subregional (Bowling Green, Ky.)

**1992-93**

Record: 22-9 (6-5 SEC/Fifth)

NCAA MIDEAST REGIONAL (Second Round)

Coach: Rick Moody

Dec. 1	L	92-76	Athletes in Action (Exh.)	H
Dec. 4	W	91-71	Delta State !	N
Dec. 5	L	93-72	Louisiana Tech !	A
Dec. 13	L	87-70	Vanderbilt *	H
Dec. 15	W	111-79	Austin Peay	H
Dec. 18	W	117-51	Grambling State @	H
Dec. 19	L	79-68	Clemson @	H
Dec. 29	W	103-101	Georgia Tech <sup>OT</sup> #	N
Dec. 30	W	71-64	St. Joseph's #	A
Jan. 2	L	81-75	Florida *	A
Jan. 5	W	95-76	Xavier (Ohio)	H
Jan. 9	W	82-67	South Carolina *	H
Jan. 16	W	74-69	LSU *	A
Jan. 18	W	94-65	South Alabama	A
Jan. 21	W	91-69	Mercer	A
Jan. 23	L	86-74	Tennessee *	H
Jan. 26	W	90-74	Tulane	H
Jan. 31	L	77-73	Kentucky *	A
Feb. 3	W	107-64	Loyola-Chicago	H
Feb. 6	W	102-89	Mississippi State *	A
Feb. 8	W	94-64	Appalachian State	H
Feb. 13	W	93-74	Mississippi *	H
Feb. 17	L	93-67	Auburn *	A
Feb. 20	W	66-56	Arkansas *	H
Feb. 25	W	122-52	Oral Roberts	H
Feb. 28	W	67-50	Georgia *	A
March 1	W	80-57	Alabama State	A
March 5	W	106-86	LSU %	N
March 6	W	88-73	Florida %	N
March 7	L	76-72	Georgia %	N
March 17	W	102-70	Georgia Southern ^	H
March 21	L	74-73 OT	North Carolina &	A

! Louisiana Tech Dial Classic (Ruston, La.)

@ Alabama's Shoney's Classic (Tuscaloosa, Ala.)  
 # St. Joseph's Texaco/Hawk Classic (Philadelphia, Pa.)  
 \* Southeastern Conference  
 % SEC Tournament (Chattanooga, Tenn.)  
 ^ NCAA Mideast Subregional (Tuscaloosa, Ala.)  
 & NCAA Mideast Subregional (Chapel Hill, N.C.)

**1993-94**

Record: 26-7 (7-4 SEC/Fourth)

NCAA MIDWEST REGIONAL (Final Four)

Coach: Rick Moody

Nov. 17	W	69-63	Levski-Totel (Exh.)	H
Nov. 24	W	91-87	Athletes in Action (Exh.)	H
Nov. 26	W	82-62	Eastern Washington !	N
Nov. 27	W	99-57	Iowa State !	A
Dec. 3	W	98-31	Coppin State @	H
Dec. 4	W	81-50	Grambling State @	H
Dec. 8	W	86-65	East Tennessee State	A
Dec. 11	W	99-77	Louisiana Tech	H
Dec. 29	W	107-53	Eastern Carolina #	N
Dec. 30	L	89-83	North Carolina #	N
Dec. 31	W	87-33	Florida State #	N
Jan. 5	W	70-57	Georgia *	H
Jan. 7	W	79-68	Illinois	A
Jan. 9	L	77-73	Vanderbilt *	A
Jan. 12	W	119-43	Troy	A
Jan. 16	L	80-75	Florida *	H
Jan. 18	W	101-46	Mercer	H
Jan. 22	W	94-77	South Carolina *	A
Jan. 26	W	92-54	South Alabama	H
Jan. 30	W	91-74	LSU *	H
Feb. 2	L	82-75	Arkansas *	A
Feb. 5	L	85-69	Tennessee *	A
Feb. 13	W	96-82	Kentucky *	H
Feb. 16	W	84-71	Auburn *	H
Feb. 19	W	68-55	Mississippi State *	H
Feb. 23	W	98-56	Alabama State	H
Feb. 26	W	76-64	Mississippi *	A
Feb. 28	W	101-66	Troy	H
March 4	W	86-84	Mississippi <sup>OT</sup> \$	N
March 6	L	72-56	Tennessee \$	N
March 13	W	96-86	Oregon State %	H
March 20	W	84-78	Iowa %	A
March 25	W	73-68	Texas Tech ^	N
March 26	W	96-82	Penn State ^	N
April 2	L	69-66	Louisiana Tech &	N

! Iowa State Cyclone Classic (Des Moines, Iowa)  
 @ Alabama's Shoney's Classic (Tuscaloosa, Ala.)  
 # UCF Holiday Classic (Orlando, Fla.)  
 \* Southeastern Conference  
 \$ SEC Tournament (Chattanooga, Tenn.)  
 % NCAA Midwest Subregional (Tuscaloosa, Ala.)  
 ^ Midwest Regional (Austin, Texas)  
 & NCAA Final Four (Richmond, Va.)

## YEAR-BY-YEAR RESULTS

## 1994-95

Record: 22-9 (7-4 SEC/T-Fourth)

NCAA EAST REGIONAL (Sweet 16)

Coach: Rick Moody

Nov. 12	W	103-91	Uralmash, Russia (Exh.)	H
Nov. 22	W	67-42	Athletes in Action (Exh.)	H
Nov. 25	W	73-57	Villanova !	H
Nov. 26	W	90-70	Grambling State !	H
Dec. 2	W	74-62	Colorado State @	N
Dec. 3	W	105-87	Notre Dame @	N
Dec. 6	W	93-79	Arkansas *	H
Dec. 9	W	102-50	Lamar #	N
Dec. 10	W	99-62	Texas-Arlington #	A
Dec. 19	W	99-70	Middle Tennessee State	H
Dec. 28	L	79-76	San Diego State \$	N
Dec. 29	W	119-46	UNC-Asheville \$	N
Jan. 3	W	102-64	East Tennessee State	H
Jan. 5	L	75-73	Maine	A
Jan. 8	W	71-63	Vanderbilt *	H
Jan. 10	W	84-47	Illinois	H
Jan. 15	L	97-88	Florida *	A
Jan. 18	L	91-67	Georgia *	A
Jan. 22	W	85-62	South Carolina *	H
Jan. 28	L	86-70	Auburn *	A
Jan. 31	W	90-60	LSU *	A
Feb. 5	W	95-63	Central Florida	H
Feb. 7	L	95-44	Tennessee *	H
Feb. 11	L	72-56	Louisiana Tech	A
Feb. 18	W	68-62	Kentucky *	A
Feb. 25	W	76-55	Mississippi State *	A
Feb. 27	W	84-78	Mississippi *	H
March 1	W	94-60	Tennessee State	H
March 4	W	86-72	Arkansas %	N
March 5	L	84-70	Tennessee %	N
March 16	W	82-55	Mt. St. Mary's ^	H
March 18	W	121-120	Duke <sup>4OT</sup> ^	H
March 23	L	87-56	Connecticut &	A

! UA/Sheraton Capstone Inn Classic (Tuscaloosa, Ala.)  
 @ UC-Irvine Newport Marriott Classic (Irvine, Calif.)  
 # UT-Arlington Country Suites Classic (Arlington, Texas)  
 \$ St. Joseph's Redman Christmas Inv. (Jamaica, N.Y.)  
 \* Southeastern Conference

% SEC Tournament (Chattanooga, Tenn.)

^ NCAA East Subregional (Tuscaloosa, Ala.)

& NCAA East Regional (Storrs, Conn.)

## 1995-96

Record: 24-8 (7-4 SEC/Third)

NCAA WEST REGIONAL (Sweet 16)

Coach: Rick Moody

Nov. 13	W	94-36	Victoria All-Stars (Exh.)	H
Nov. 17	W	84-80	Athletes in Action (Exh.)	H
Nov. 24	W	87-58	Central Florida !	H
Nov. 25	W	79-43	Maine !	H
Dec. 2	W	95-64	East Tennessee State	A
Dec. 3	W	85-57	Richmond @	A
Dec. 8	L	81-67	Connecticut @	N
Dec. 9	W	92-62	Jackson State #	N
Dec. 17	W	68-53	Middle Tennessee #	A
Dec. 18	L	89-83	Georgia *	H
Dec. 18	W	94-35	Bethune Cookman	H
Dec. 21	W	89-62	UNC Greensboro \$	N
Dec. 22	W	73-52	Vermont \$	A
Dec. 28	W	71-62	Oklahoma %	N
Dec. 28	W	70-64	Western Kentucky %	N

Jan. 4	W	92-85	Arkansas <sup>OT</sup> *	A
Jan. 7	L	65-55	Mississippi *	A
Jan. 13	W	97-64	Mississippi State *	H
Jan. 16	W	74-69	Northwestern State	A
Jan. 20	W	66-51	Kentucky *	H
Jan. 24	W	69-67	Auburn *	H
Jan. 28	L	81-69	Tennessee *	A
Jan. 31	W	105-42	Alabama State	H
Feb. 3	W	86-60	LSU *	H
Feb. 13	L	75-58	Auburn *	A
Feb. 17	W	73-54	Florida *	H
Feb. 19	L	73-59	Vanderbilt *	A
Feb. 22	W	75-68	South Carolina <sup>OT</sup> *	A
March 2	W	65-59	Auburn ^	N
March 3	W	86-70	LSU ^	N
March 4	L	64-60	Tennessee ^	N
March 15	W	95-66	Appalachian State &	H
March 17	W	88-68	N.C. State &	H
March 23	L	78-76	Stanford <sup>OT</sup> +	N

! UA Sheraton Capstone Inn Classic (Tuscaloosa, Ala.)  
 @ Richmond's Central Fidelity Inv. (Richmond, Va.)  
 # Garden Plaza/Lady Raider Classic (Murfreesboro, Tenn.)  
 \$ Vermont's Howard Bank Cl. (Burlington, Vt.)  
 % Junkanoo Shootout (Nassau, Bahamas)  
 \* Southeastern Conference  
 ^ SEC Tournament (Chattanooga, Tenn.)  
 & NCAA West Subregional (Tuscaloosa, Ala.)  
 + NCAA West Regional (Seattle, Wash.)

## 1996-97

Record: 25-7 (10-2 SEC/Second)

NCAA EAST REGIONAL (Sweet 16)

Coach: Rick Moody

Nov. 14	W	116-45	Byelorussia (Exh.)	H
Nov. 17	L	74-65	Stanford	A
Nov. 21	W	71-53	Athletes in Action (Exh.)	H
Nov. 28	W	102-74	Arizona State !	N
Nov. 29	W	88-32	Puerto Rico-Mayaguez	A
Nov. 30	L	91-81	North Carolina State	N!
Dec. 6	W	62-37	Jackson State @	H
Dec. 7	W	85-44	Lynn @	H
Dec. 18	W	89-44	Akron #	N
Dec. 19	W	68-47	Penn State #	N
Dec. 20	W	88-74	North Carolina #	N
Dec. 27	W	70-67	Grambling State \$	N
Dec. 29	W	73-43	Miami \$	A
Jan. 2	W	70-65	Oral Roberts	H
Jan. 5	W	88-60	Mississippi *	H
Jan. 7	W	68-65	Auburn *	A
Jan. 10	W	72-52	Mississippi State *	A
Jan. 15	W	68-64	Georgia *	A
Jan. 17	W	101-67	Oral Roberts	A
Jan. 22	W	78-62	Kentucky % *	N
Jan. 26	L	63-60	Tennessee *	H
Jan. 27	W	78-44	Jackson State	H
Feb. 1	L	84-74	LSU *	A
Feb. 6	W	102-61	Arkansas *	H
Feb. 9	W	87-38	South Carolina *	H
Feb. 11	W	89-57	Auburn *	H
Feb. 16	W	86-81	Florida *	A
Feb. 18	L	69-67	UNC-Charlotte <sup>OT</sup>	A
Feb. 23	W	70-60	Vanderbilt *	H
March 1	W	85-63	Arkansas ^	N
March 2	L	83-72	Florida ^	N
March 4	W	94-50	Saint Francis &	H
March 16	W	61-52	St. Joseph's &	H

March 22	L	87-71	Notre Dame +	N
----------	---	-------	--------------	---

! San Juan Shootout (Puerto Rico)  
 @ Alabama Sheraton Capstone Inn Classic (Tuscaloosa, Ala.)  
 # CellularOne Beach Classic (Myrtle Beach, S.C.)  
 \$ Miami's Holiday Classic (Miami, Fla.)  
 % Cincinnati, Ohio  
 \* Southeastern Conference  
 ^ SEC Tournament (Chattanooga, Tenn.)  
 & NCAA East Subregional (Tuscaloosa, Ala.)  
 \* NCAA East Regional (Columbia, S.C.)

## 1997-98

Record: 24-10 (10-4 SEC/T-Second)

NCAA MIDWEST REGIONAL (Sweet 16)

Coach: Rick Moody

Nov. 5	W	82-55	Baltic All-Stars (Exh.)	H
Nov. 10	W	88-68	B.C. Shelen (Exh.)	H
Nov. 14	W	91-41	Furman !	H
Nov. 16	L	74-66	Nebraska !	A
Nov. 28	W	91-62	Marshall @	N
Nov. 29	L	61-58	Iowa State @	N
Nov. 30	W	77-70	Indiana @	N
Dec. 2	W	104-43	Samford	H
Dec. 6	W	94-53	Akron	H
Dec. 17	L	89-87	Stephen F. Austin #	N
Dec. 18	W	74-49	Elon #	N
Dec. 21	L	70-62	Florida *	A
Dec. 28	W	79-70	Boston College <sup>OT</sup> \$	N
Dec. 29	L	74-69	St. Joseph's <sup>OT</sup> \$	A
Jan. 4	W	82-62	South Carolina *	A
Jan. 7	W	62-46	Auburn *	H
Jan. 11	L	102-92	Arkansas <sup>OT</sup> *	A
Jan. 14	W	82-62	Mississippi *	A
Jan. 18	W	85-69	Mississippi State *	H
Jan. 20	W	74-68	Northwestern State	A
Jan. 24	W	62-56	Kentucky *	H
Jan. 29	W	67-54	LSU *	A
Feb. 1	L	73-66	Tennessee *	A
Feb. 3	W	73-51	LSU *	H
Feb. 5	W	74-50	UNC-Charlotte	H
Feb. 8	W	90-77	Georgia *	H
Feb. 11	W	62-45	Auburn *	A
Feb. 14	W	73-51	Florida *	H
Feb. 18	W	87-48	Georgia Southern	A
Feb. 22	L	81-79	Vanderbilt *	A
Feb. 27	W	92-72	South Carolina %	N
Feb. 28	W	74-61	Florida %	N
March 1	L	67-63	Tennessee %	N
March 13	W	94-46	UNC Greensboro ^	H
March 15	W	75-74	UCLA ^	H
March 21	L	71-57	Louisiana Tech &	N

! Preseason WNIT  
 @ Rainbow Wahine Invitational (Honolulu, Hawaii)  
 # L'eggs Classic (Las Cruces, N.M.)  
 \$ Corestates Hawk Classic (Philadelphia, Pa.)  
 \* Southeastern Conference  
 % SEC Tournament (Columbus, Ga.)  
 ^ NCAA Midwest Subregional (Tuscaloosa, Ala.)  
 & NCAA Midwest Regional (Lubbock, Texas)

**YEAR-BY-YEAR RESULTS**

**1998-99**

Record: 20-11 (7-7 SEC/T-Fifth)  
 NCAA MIDWEST REGIONAL (Second Round)  
 Coach: Rick Moody

Nov. 6	W	107-78	Miss. All-Stars (Exh.)	H
Nov. 10	W	79-66	Athletes in Action (Exh.)	H
Nov. 13	W	93-65	Northwestern State	H
Nov. 15	W	72-40	Georgia Southern	H
Nov. 19	W	96-52	Samford	A
Nov. 27	W	77-31	New Mexico State !	N
Nov. 28	W	87-67	DePaul !	A
Dec. 1	W	96-55	South Alabama	A
Dec. 5	W	79-68	Old Dominion @	N
Dec. 6	L	77-73	Penn State @	N
Dec. 10	L	77-71	Florida *	H
Dec. 13	W	97-80	UAB #	N
Dec. 20	L	90-75	North Carolina \$	N
Dec. 29	W	92-71	TCU %	N
Dec. 30	W	65-56	St. Peter's %	A
Jan. 3	L	85-70	Georgia *	A
Jan. 7	L	73-69	Auburn *	A
Jan. 14	W	78-51	Mississippi *	H
Jan. 17	W	75-59	Mississippi State *	A
Jan. 24	L	76-72	Kentucky *	A
Jan. 28	W	71-66	LSU *	H
Jan. 31	L	85-73	Tennessee *	H
Feb. 3	L	75-50	LSU *	A
Feb. 7	W	87-73	South Carolina *	H
Feb. 11	W	72-57	Auburn *	H
Feb. 15	W	75-73	Florida *	A
Feb. 18	L	77-73	Arkansas *	H
Feb. 21	W	102-59	Vanderbilt *	H
Feb. 25	W	82-71	South Carolina ^	N
Feb. 26	W	76-72	Auburn ^	N
Feb. 27	L	80-69	Tennessee ^	N
March 12	W	80-68	Grambling State &	N
March 14	L	70-56	North Carolina &	A

! Moran Realty Classic (Chicago, Ill.)  
 @ Wachovia Women's Invitational (Richmond, Va.)  
 # Hardwood Classic (Birmingham, Ala.)  
 \$ ACC-SEC Challenge (Myrtle Beach, S.C.)  
 % St. Peter's Holiday Classic (Jersey City, N.J.)  
 \* Southeastern Conference  
 ^ SEC Tournament (Chattanooga, Tenn.)  
 & NCAA Midwest Subregional (Chapel Hill, N.C.)

**1999-2000**

Record: 15-14 (5-9 SEC/T-Eighth)  
 WNIT (First Round)  
 Coach: Rick Moody

Nov. 2	W	94-82	Miss. All-Stars (Exh.)	H
Nov. 10	W	76-67	Slovan Bratislava (Exh.)	H
Nov. 19	W	77-50	St. John's !	N
Nov. 20	L	73-72	Michigan State !	A
Nov. 23	W	88-51	Samford	H
Nov. 26	W	63-60	Kansas State @	N
Nov. 27	W	87-77	Drake @	N
Nov. 30	W	82-54	South Alabama	H
Dec. 2	L	81-69	Tulane	A
Dec. 5	W	82-62	Akron	A
Dec. 11	W	76-51	Alabama A&M	H
Dec. 20	W	84-69	UMKC #	N
Dec. 21	W	61-59	St. Mary's #	A
Dec. 29	L	77-57	Memphis	A
Jan. 6	W	84-58	Belmont	H
Jan. 9	L	71-62	Georgia *	H

Jan. 13	L	69-51	Auburn *	A
Jan. 20	W	69-67	Mississippi *	A
Jan. 23	L	85-65	Mississippi State *	H
Jan. 27	W	68-67	Kentucky *	H
Jan. 30	W	69-67	Mississippi *	H
Feb. 3	L	66-62	Arkansas *	A
Feb. 6	L	65-47	Tennessee *	A
Feb. 10	W	72-68	LSU *	H
Feb. 13	L	69-59	Auburn *	H
Feb. 17	W	69-67	South Carolina *	A
Feb. 20	L	68-63	Vanderbilt *	H
Feb. 24	L	72-37	Georgia *	A
Feb. 27	L	84-60	Florida *	A
March 2	L	67-63	Kentucky \$	N
March 16	L	70-68	Chattanooga %	A

! Felpausch/MSU Holiday Classic (East Lansing, Mich.)  
 @ Torneo Cancun de Basquetbol (Cancun, Mexico)  
 # St. Mary's Christmas Classic (Moraga, Calif.)  
 \* Southeastern Conference  
 \$ SEC Tournament (Chattanooga, Tenn.)  
 % WNIT

**2000-01**

Record: 19-12 (5-9 SEC/T-Eighth)  
 WNIT (Second Round)  
 Coach: Rick Moody

Nov. 17	W	66-42	Samford	A
Nov. 22	W	64-63	Tulane	H
Nov. 24	W	76-63	California !	N
Nov. 25	W	73-43	Illinois-Chicago !	A
Nov. 28	W	53-46	South Alabama	A
Dec. 2	W	70-67	Belmont	A
Dec. 6	W	65-55	Memphis	H
Dec. 10	W	54-53	Michigan State	H
Dec. 20	W	66-56	Creighton @	N
Dec. 21	L	58-54	Oklahoma State <sup>(OT)</sup> @	N
Dec. 29	W	74-62	Massachusetts #	N#
Dec. 31	W	86-77	St. Peter's <sup>OT</sup> #	A
Jan. 4	W	74-41	Alabama A&M	H
Jan. 7	L	96-41	Georgia *	A
Jan. 11	W	60-53	Auburn *	H
Jan. 14	L	82-67	South Carolina *	H
Jan. 18	L	65-57	Mississippi *	H
Jan. 21	W	65-62	Mississippi State *	A
Jan. 25	L	71-64	Kentucky *	A
Jan. 28	W	67-64	Mississippi *	A
Feb. 1	W	74-69	Arkansas *	H
Feb. 4	L	97-75	Tennessee *	H
Feb. 8	L	74-58	LSU *	A
Feb. 11	W	61-60	Auburn *	A
Feb. 18	L	68-56	Vanderbilt *	A
Feb. 22	L	71-48	Georgia *	H
Feb. 25	L	74-62	Florida *	H
March 1	W	59-55	Auburn \$	N
March 2	L	82-52	Tennessee \$	N
March 15	W	77-67	Memphis %	H
March 18	L	84-72	UAB %	A

! UIC Thanksgiving Tournament (Chicago, Ill.)  
 @ SunSplash Shootout (Nassau, Bahamas)  
 # St. Peter's Holiday Classic (Jersey City, N.J.)  
 \* Southeastern Conference  
 \$ SEC Tournament (Memphis, Tenn.)  
 % WNIT

**2001-02**

Record: 19-12 (7-7 SEC/T-Seventh)  
 WNIT (Quarterfinals)  
 Coach: Rick Moody

Nov. 16	W	96-44	Samford	H
Nov. 20	W	101-58	Troy	H
Nov. 23	W	90-89	Louisville !	N
Nov. 24	L	81-79	Pepperdine !	A
Nov. 27	W	73-38	Birmingham Southern A	A
Dec. 2	L	78-75	Providence	A
Dec. 5	L	89-84	Alabama State	A
Dec. 9	W	63-61	South Alabama	H
Dec. 18	W	72-53	Jacksonville State	A
Dec. 21	W	85-69	SMU @	N
Dec. 22	W	71-56	Maryland @	N
Dec. 29	W	66-65	UMass #	N
Dec. 30	W	70-61	Villanova #	A

Jan. 6	L	63-62	Kentucky *	H
Jan. 10	W	84-70	Arkansas *	A
Jan. 13	L	83-77	Florida *	A
Jan. 17	L	69-46	Vanderbilt *	H
Jan. 20	L	82-57	Tennessee *	A
Jan. 24	W	78-70	Auburn *	H
Jan. 27	W	61-58	Kentucky *	A
Feb. 3	L	72-70	Arkansas *	H
Feb. 7	W	92-86	Mississippi State *	H
Feb. 10	W	60-57	Auburn *	A
Feb. 14	L	69-54	South Carolina *	A
Feb. 17	W	86-69	Mississippi *	H
Feb. 21	L	73-62	Georgia *	A
Feb. 24	W	82-73	LSU *	H
Feb. 28	L	64-60	Georgia \$	N
March 13	W	68-67	Missouri ^	A
March 17	W	99-77	Eastern Kentucky ^	A
March 19	L	79-61	Michigan State ^	A

! Pepperdine Thanksgiving Classic (Malibu, Calif.)  
 @ Torneo Cancun de Basquetbol (Cancun, Mexico)  
 # PNC Wildcat Classic (Villanova, Penn.)  
 \* Southeastern Conference  
 \$ SEC Tournament (Nashville, Tenn.)  
 ^ WNIT



YEAR-BY-YEAR RESULTS

2002-03

Record: 13-15 (3-11 SEC/10th)

Coach: Rick Moody

Nov. 22	W	68-46	Samford	A
Nov. 26	W	75-58	Birmingham-Southern	H
Nov. 29	W	61-56	UT-San Antonio !	A
Nov. 30	W	69-56	Stephen F. Austin !	N
Dec. 3	W	72-56	Providence	H
Dec. 7	W	67-64	Liberty @	N
Dec. 8	L	81-72	East Carolina @	A
Dec. 16	W	80-72	Illinois-Chicago	H
Dec. 18	L	79-57	South Alabama	A
Dec. 21	W	70-59	BYU #	N
Dec. 29	W	89-64	Bucknell \$	N
Dec. 30	W	62-57	St. Peter's \$	A
Jan. 4	L	68-62	Houston	A
Jan. 12	L	59-55	Kentucky *	A
Jan. 16	L	88-45	Tennessee *	H
Jan. 19	L	65-61	Auburn *	A
Jan. 23	L	77-47	Georgia *	H
Jan. 26	W	81-70	Mississippi *	A
Jan. 30	L	72-56	Mississippi State *	A
Feb. 2	L	59-58	Arkansas *	H
Feb. 6	L	80-69	Vanderbilt *	A
Feb. 9	L	48-34	South Carolina *	H
Feb. 13	L	85-43	LSU *	A
Feb. 16	W	69-65	Florida *	H
Feb. 23	L	73-71	Kentucky <sup>2OT</sup> *	H
Feb. 27	W	67-62	Auburn *	H
March 2	L	68-57	Arkansas *	A
March 6	L	53-48	Arkansas %	N

! Hampton Inn Six Flags/UTSA Classic (San Antonio, Texas)  
 @ US Cellular Invitational (Greenville, N.C.)  
 # Triple Crown Sports Classic (Albuquerque, N.M.)  
 \$ St. Peter's Holiday Classic (Jersey City, N.J.)  
 \* Southeastern Conference  
 % SEC Tournament (Little Rock, Ark.)

2003-04

Record: 12-16 (4-10 SEC/10th)

Coach: Rick Moody

Nov. 24	W	76-74	Michigan <sup>OT</sup>	A
Nov. 28	L	77-56	Boston College !	A
Nov. 29	W	84-66	Long Beach State !	A
Dec. 2	W	81-52	Jacksonville State	H
Dec. 5	W	76-63	Texas-San Antonio	H
Dec. 7	L	68-51	Virginia Tech	H
Dec. 15	W	83-61	Tennessee Tech	H
Dec. 18	W	77-44	Bethune-Cookman @	N
Dec. 19	W	63-41	Central Florida @	A
Dec. 21	L	61-55	Florida International	A
Dec. 29	W	77-55	Santa Clara	A
Jan. 3	L	76-70	Houston	H
Jan. 8	L	65-61	Middle Tennessee <sup>OT</sup>	A
Jan. 11	W	74-71	South Carolina *	H
Jan. 15	W	67-62	Mississippi *	H
Jan. 18	L	72-51	Tennessee *	A
Jan. 22	L	70-61	Auburn *	A
Jan. 25	L	65-57	Mississippi State *	H
Jan. 29	L	76-69	Florida *	A
Feb. 1	L	71-68	Georgia *	A
Feb. 5	L	103-68	LSU *	H
Feb. 8	W	81-68	Vanderbilt *	H
Feb. 12	L	77-51	South Carolina *	A
Feb. 15	W	68-65	Arkansas *	H
Feb. 22	L	62-59	Kentucky *	A

Feb. 26	L	72-40	Auburn *	H
Feb. 29	L	81-78	Mississippi State <sup>OT</sup> *	A
March 4	L	63-56	Mississippi #	N

! Coors Rocky Mountain Invitational (Fort Collins, Colo.)  
 @ UCF Classic (Orlando, Fla.)  
 \* Southeastern Conference  
 # SEC Tournament (Nashville, Tenn.)

2004-05

Record: 14-15 (4-10 SEC/Ninth)

Coach: Rick Moody

Nov. 19	W	81-79	Michigan <sup>OT</sup>	H
Nov. 22	W	80-66	Middle Tennessee State	H
Nov. 26	W	81-66	Columbia !	A
Nov. 27	W	76-56	Washington !	A
Dec. 4	L	72-59	Virginia Tech	A
Dec. 7	W	74-55	UAB	H
Dec. 11	W	62-59	Tennessee Tech	A
Dec. 18	L	71-52	Kansas State @	A
Dec. 21	W	71-62	Alabama A&M	H
Dec. 29	L	67-59	Deleware #	A
Dec. 30	W	78-60	Yale #	A
Jan. 3	W	60-54	Florida International	H
Jan. 5	L	86-83	South Dakota State	H
Jan. 9	W	69-39	Kentucky *	H
Jan. 13	L	84-77	Mississippi State *	A
Jan. 16	L	76-51	LSU *	A
Jan. 20	W	75-62	South Carolina *	H
Jan. 23	L	59-43	Auburn *	A
Jan. 30	W	72-61	Mississippi State *	H
Feb. 3	L	72-63	Georgia *	H
Feb. 6	W	77-66	Florida *	H
Feb. 10	L	83-68	Arkansas *	A
Feb. 13	L	68-54	Mississippi *	A
Feb. 17	L	74-63	Auburn *	H
Feb. 20	L	66-57	South Carolina *	A
Feb. 24	L	64-53	Vanderbilt *	A
Feb. 27	L	94-81	Tennessee *	H
March 3	W	62-58	Florida \$	N
March 4	L	60-59	LSU \$	N

! Seattle Times Classic (Seattle, Wash.)  
 @ Triple Crown Sports Classic (Springfield, Mo.)  
 # Christmas City Classic (Bethlehem, Pa.)  
 \* Southeastern Conference  
 \$ SEC Tournament (Greenville, S.C.)

2005-06

Record: 9-19 (3-11 SEC/11th)

Coach: Stephany Smith

Nov. 18	L	56-52	Washington	H
Nov. 21	W	77-71	Santa Clara	H
Nov. 25	L	69-48	Virginia !	N
Nov. 26	W	76-46	Nevada !	N
Dec. 1	W	81-55	Alabama A&M	H
Dec. 6	L	70-62	UAB	A
Dec. 10	W	59-54	Southeastern Louisiana	H
Dec. 18	L	78-69	South Dakota State	A
Dec. 20	L	68-56	North Dakota State	A
Dec. 22	W	76-71	Georgia Southern	H
Dec. 29	W	66-51	Southern @	N
Dec. 30	L	56-48	South Alabama @	A
Jan. 2	L	61-55	East Carolina	H
Jan. 5	L	59-44	Florida *	A
Jan. 8	W	68-54	Auburn *	H
Jan. 15	W	75-73	Arkansas *	H
Jan. 19	L	79-43	LSU *	A

Jan. 22	L	68-47	South Carolina *	H
Jan. 26	L	65-56	Auburn *	A
Jan. 29	L	89-54	Tennessee *	A
Feb. 2	L	65-53	Vanderbilt *	H
Feb. 5	L	84-59	Georgia *	A
Feb. 9	L	77-67	Mississippi *	H
Feb. 12	W	61-59	Mississippi State *	A
Feb. 19	L	82-65	Tennessee *	H
Feb. 23	L	86-61	LSU *	H
Feb. 26	L	80-60	Kentucky *	A
March 2	L	84-62	Vanderbilt #	N

! Paradise Jam (St. Thomas, U.S.V.I.)  
 @ South Alabama Classic (Mobile, Ala.)  
 \* Southeastern Conference  
 # SEC Tournament (North Little Rock, Ark.)

2006-07

Record: 10-20 (0-14 SEC/12th)

Coach: Stephany Smith

Nov. 10	W	62-53	Samford	H
Nov. 13	L	73-56	Arkansas State	A
Nov. 17	W	71-56	Tennessee Tech	H
Nov. 19	W	60-57	Southeastern Louisiana	H
Nov. 24	L	78-70	Missouri !	A
Nov. 25	W	75-56	Cal State Northridge !	A
Nov. 29	W	68-56	Chattanooga	H
Dec. 2	W	102-48	Savannah State	H
Dec. 4	W	84-55	McNeese State	H
Dec. 9	L	83-68	Tulane	A
Dec. 16	L	66-57	Louisiana Tech	A
Dec. 18	W	83-66	Birmingham Southern	H
Dec. 20	W	52-51	Belmont	H
Dec. 28	L	65-54	South Dakota State	H
Dec. 30	W	78-53	North Dakota State	H
Jan. 3	L	72-36	Tennessee *	A
Jan. 7	L	63-58	Auburn *	H
Jan. 11	L	63-62	Kentucky *	H
Jan. 14	L	95-35	South Carolina *	A
Jan. 18	L	71-63	Arkansas *	A
Jan. 21	L	61-45	LSU *	H
Jan. 28	L	80-51	Tennessee *	H
Feb. 1	L	93-61	Auburn *	A
Feb. 4	L	91-51	Vanderbilt *	A
Feb. 8	L	92-51	Georgia *	H
Feb. 11	L	84-43	Mississippi *	A
Feb. 18	L	66-64	Florida *	H
Feb. 22	L	89-70	Mississippi State *	H
Feb. 25	L	70-27	LSU *	A
March 1	L	78-49	Mississippi @	N

! St. Mary Tournament (Moraga, Calif.)  
 \* Southeastern Conference  
 @ SEC Tournament (Duluth, Ga.)

2007-08

Record: 8-22 (1-13 SEC/12th)

Coach: Stephany Smith

Nov. 10	L	64-56	Tulane	H
Nov. 13	L	48-46	Samford	A
Nov. 18	L	49-45	Arkansas State	H
Nov. 23	L	52-43	Eastern Michigan !	N
Nov. 24	W	66-37	Washington State !	N
Nov. 28	L	75-58	Belmont	A
Nov. 30	W	53-47	Tennessee Tech	A
Dec. 5	L	62-61	Louisiana Tech	H
Dec. 9	W	66-56	St. Mary's	H
Dec. 15	L	62-34	Chattanooga	A

RECORDS & HISTORY

**YEAR-BY-YEAR RESULTS**

Dec. 17	W	62-57	Alabama A&M	H
Dec. 20	W	63-60	Hampton <sup>OT</sup>	H
Dec. 22	W	63-54	Jacksonville State	H
Jan. 2	L	73-62	East Tennessee State	H
Jan. 5	W	61-51	Southeastern Louisiana	H
Jan. 10	W	65-54	South Carolina	H
Jan. 13	L	80-65	Florida *	A
Jan. 17	L	63-49	Arkansas *	H
Jan. 20	L	71-53	Georgia *	A
Jan. 27	L	62-48	Auburn *	H
Jan. 31	L	72-59	Mississippi State *	A
Feb. 3	L	76-47	Mississippi *	A
Feb. 7	L	89-53	LSU *	H
Feb. 10	L	92-47	Vanderbilt *	H
Feb. 14	L	74-49	Auburn *	A
Feb. 17	L	64-44	Kentucky *	A
Feb. 21	L	85-58	Tennessee *	H
Feb. 24	L	70-54	Mississippi *	H
March 2	L	83-54	Vanderbilt *	A
March 6	L	71-62	Georgia @	N

! Junkanoo Jam (Freeport, Bahamas)  
 \* Southeastern Conference  
 @ SEC Tournament (Nashville, Tenn.)

**2008-09**

Record: 13-17 (1-13 SEC/12th)  
 Coach: Wendell Hudson

Nov. 14	W	64-55	Centenary	H
Nov. 18	L	61-55	Samford	H
Nov. 22	W	69-60	Hampton	A
Nov. 25	W	75-47	Alabama State	H
Nov. 28	L	73-56	Louisville!	N
Nov. 29	W	76-56	Northern Iowa!	N
Dec. 3	W	67-53	Central Florida	H
Dec. 7	W	90-50	Sam Houston State	H
Dec. 14	L	77-67	Middle Tennessee	A
Dec. 17	W	70-68	Florida A&M <sup>OT</sup>	H
Dec. 20	W	63-53	Austin Peay	H
Dec. 22	W	76-65	Alabama A&M	H
Dec. 29	W	54-49	Belmont @	H
Dec. 30	W	81-75	Ball State @	H
Jan. 3	W	59-48	Southeastern Louisiana	A
Jan. 8	L	85-76	Vanderbilt *	H
Jan. 11	L	55-34	LSU *	A
Jan. 15	L	67-57	Kentucky *	H
Jan. 18	L	73-43	Mississippi *	A
Jan. 22	L	84-66	Auburn *	A
Jan. 25	L	63-61	Georgia *	H
Feb. 1	L	88-64	Vanderbilt *	A
Feb. 5	L	92-71	Florida *	H
Feb. 8	L	81-54	Auburn *	H
Feb. 12	L	80-61	Tennessee *	A
Feb. 15	L	68-57	South Carolina *	A
Feb. 19	W	67-59	Mississippi *	H
Feb. 22	L	74-69	Arkansas *	A
March 1	L	67-49	Mississippi State *	H
March 5	L	68-49	Tennessee #	N#

! Nugget Classic (Reno, Nev.)  
 @ Crimson Tide Holiday Classic (Tuscaloosa, Ala.)  
 \* Southeastern Conference  
 # SEC Tournament (North Little Rock, Ark.)

**2009-10**

Record: 12-18 (4-12 SEC/11th)  
 Coach: Wendell Hudson

Nov. 13	W	73-68	Tennessee Tech!	N
Nov. 14	L	96-90	Texas A&M C.C. <sup>OT!</sup>	A
Nov. 17	W	79-39	Jackson State	H
Nov. 21	L	69-67	Belmont <sup>OT</sup>	A
Nov. 24	W	68-55	Southeastern La.	H
Nov. 28	W	87-79	Cal State Bakersfield @	N
Nov. 29	L	64-55	Illinois @	N
Dec. 4	L	72-67	Alabama State	A
Dec. 6	W	61-56	Northwestern State	H
Dec. 14	W	64-62	UCF	A
Dec. 16	L	61-52	Florida A&M	A
Dec. 21	W	71-38	Presbyterian	H
Dec. 30	W	87-61	Southern Mississippi	H
Jan. 3	L	52-44	Georgia *	H
Jan. 6	L	70-56	Mississippi *	A
Jan. 10	L	80-68	South Carolina *	H
Jan. 14	L	74-62	Auburn *	A
Jan. 17	L	88-63	Kentucky *	A
Jan. 21	W	82-58	Florida *	H
Jan. 24	L	66-62	Arkansas <sup>OT</sup> *	H
Jan. 28	L	70-61	Vanderbilt *	A
Jan. 31	L	78-41	LSU *	H
Feb. 4	L	77-44	Mississippi State *	A
Feb. 7	W	55-53	Auburn *	H
Feb. 14	L	76-47	Georgia *	A
Feb. 18	L	74-67	Tennessee *	H
Feb. 21	W	69-58	Arkansas *	A
Feb. 25	L	71-47	Mississippi State *	H
Feb. 28	W	66-61	Florida *	A
March 4	L	73-66	Georgia #	N

! Emerald Beach Tip-Off (Corpus Christi, Texas)  
 @ Holiday Beach Classic (San Luis Obispo, Calif.)  
 \* Southeastern Conference  
 # SEC Tournament (Duluth, Ga.)

**2010-11**

Record: 18-15 (5-11 SEC/10th)  
 WNIT (Round of 16)  
 Coach: Wendell Hudson

Nov. 12	W	82-55	Tennessee State	H
Nov. 14	W	87-76	Central Arkansas	H
Nov. 17	W	95-84	N.C. State	H
Nov. 19	W	65-55	Georgia State	A
Nov. 23	W	69-53	McNeese State	H
Nov. 26	L	68-61	Florida State!	N
Nov. 27	W	82-80	Providence <sup>3OT!</sup>	N
Dec. 1	W	80-31	Alabama State	H
Dec. 4	W	90-56	Arkansas Pine Bluff	H
Dec. 12	L	79-57	Kansas	A
Dec. 18	W	64-46	Belmont	H
Dec. 20	W	67-62	Alabama A&M	H
Dec. 28	W	88-78	Southern Mississippi	A
Jan. 2	L	66-55	Auburn *	H
Jan. 6	L	110-45	Tennessee *	A
Jan. 9	L	72-43	LSU *	A
Jan. 13	L	82-66	Vanderbilt *	H
Jan. 16	L	57-53	Arkansas *	H
Jan. 20	L	60-51	Georgia *	H
Jan. 23	L	59-48	South Carolina *	A
Jan. 27	L	70-64	Florida *	A
Jan. 30	L	82-69	Kentucky *	H
Feb. 3	W	66-61	Mississippi State *	A
Feb. 6	L	81-54	Georgia *	A

Feb. 13	W	64-59	Florida *^	H
Feb. 17	W	59-51	Auburn *	A
Feb. 20	W	61-52	Mississippi *	H
Feb. 24	L	68-55	Mississippi State *	H
Feb. 27	W	92-79	Arkansas *	A
March 3	L	60-36	LSU #	N
March 17	W	80-69	Memphis %	A
March 20	W	72-70	Northwestern %	A
March 22	L	74-59	Toledo %	A

! Junkanoo Jam (Freeport, Bahamas)  
 \* Southeastern Conference  
 ^ Reopening of Foster Auditorium  
 # SEC Tournament (Nashville, Tenn.)  
 % WNIT

**2011-12**

Record: 12-19 (2-14 SEC/11th)  
 Coach: Wendell Hudson

Nov. 6	W	81-27	Auburn-Montgomery	H
Nov. 12	W	72-51	Nicholls State	H
Nov. 15	L	58-46	Central Arkansas	A
Nov. 18	W	78-52	Northwestern State	H
Nov. 21	W	67-34	Georgia Southern	H
Nov. 24	L	77-76	Old Dominion!	N
Nov. 25	W	62-56	Seton Hall <sup>OT!</sup>	N
Nov. 26	W	67-59	Louisiana Tech!	N
Dec. 2	W	69-56	Southern Louisiana	H
Dec. 4	W	80-76	Kansas	H
Dec. 7	L	69-63	North Texas	A
Dec. 11	L	79-57	North Carolina State	A
Dec. 17	W	64-54	Alabama State	A
Dec. 19	W	65-47	Presbyterian	H
Dec. 30	W	80-45	Air Force	H
Jan. 1	L	68-42	South Carolina *	A
Jan. 5	L	65-55	Auburn *	H
Jan. 8	L	84-40	LSU *	A
Jan. 12	L	66-61	Mississippi State *	H
Jan. 15	L	69-55	Mississippi *	H
Jan. 19	L	61-37	Florida *	A
Jan. 26	L	86-56	Tennessee *	H
Jan. 29	L	82-68	Kentucky *	A
Feb. 2	L	70-52	Arkansas *	A
Feb. 5	L	81-66	Georgia *	H
Feb. 9	W	52-47	Mississippi *	A
Feb. 12	L	51-46	LSU *	H
Feb. 16	W	77-75	Kentucky *	H
Feb. 19	L	69-55	South Carolina *	H
Feb. 23	L	81-40	Auburn *	A
Feb. 26	L	67-54	Vanderbilt *	A
March 1	L	57-38	South Carolina #	N

! Paradise Jam (St. Thomas, U.S. Virgin Islands)  
 \* Southeastern Conference  
 # SEC Tournament (Nashville, Tenn.)

## CONFERENCE SERIES RECORDS

<b>AMERICA EAST</b>	<b>2-1</b>	<b>BIG SOUTH</b>	<b>3-0</b>	<b>CONFERENCE USA</b>	<b>34-24</b>
Albany	--	Campbell	--	UAB	14-7
Binghamton	--	Charleston Southern	--	East Carolina	1-2
Boston University	--	Coastal Carolina	--	Houston	1-3
Hartford	--	Gardner-Webb	--	Marshall	1-0
Maine	1-1	High Point	--	Memphis	6-6
New Hampshire	--	Liberty	1-0	Rice	--
Stony Brook	--	UNC-Asheville	1-0	Southern Methodist	1-0
Vermont	1-0	Presbyterian	1-0	Southern Mississippi	3-3
UMBC	--	Radford	--	Texas-El Paso	--
		Winthrop	--	Tulane	7-3
				Tulsa	--
<b>ATLANTIC COAST</b>	<b>22-19</b>	<b>BIG TEN</b>	<b>10-5</b>	<b>HORIZON LEAGUE</b>	<b>5-0</b>
Boston College	2-1	Illinois	2-1	Butler	--
Clemson	2-2	Indiana	1-0	Cleveland State	--
Duke	1-0	Iowa	1-0	Detroit	--
Florida State	5-5	Michigan	2-0	Illinois-Chicago	3-0
Georgia Tech	3-0	Michigan State	1-2	Loyola (Ill.)	2-0
Maryland	1-0	Minnesota	--	Valparaiso	--
Miami (Fla.)	2-0	Nebraska	--	Wisconsin-Green Bay	--
North Carolina	3-6	Northwestern	1-1	Wisconsin-Milwaukee	--
NC State	3-1	Ohio State	--	Wright State	--
Virginia	0-2	Penn State	2-1	Youngstown State	--
Virginia Tech	0-2	Purdue	--		
Wake Forest	--	Wisconsin	--		
				<b>IVY LEAGUE</b>	<b>2-0</b>
<b>ATLANTIC SUN</b>	<b>5-1</b>	<b>BIG 12</b>	<b>6-9</b>	Brown	--
East Tennessee State	3-1	Baylor	--	Columbia	1-0
Florida Gulf Coast	--	Iowa State	1-1	Cornell	--
Jacksonville	--	Kansas	1-1	Dartmouth	--
Kennesaw State	--	Kansas State	1-1	Harvard	--
Lipscomb	--	Oklahoma	1-0	Penn	--
Mercer	2-0	Oklahoma State	0-1	Princeton	--
North Florida	--	Texas	0-2	Yale	1-0
Northern Kentucky	--	TCU	1-0		
Stetson	--	Texas Tech	1-2	<b>METRO ATLANTIC ATHLETIC</b>	<b>3-0</b>
USC-Upstate	--	West Virginia	0-1	Canisius	--
				Fairfield	--
<b>BIG EAST</b>	<b>16-9</b>	<b>BIG WEST</b>	<b>2-1</b>	Iona	--
Cincinnati	1-0	Cal Poly	--	Loyola (Md.)	--
Connecticut	0-2	Cal State-Fullerton	0-1	Manhattan	--
DePaul	3-1	Cal State-Northridge	1-0	Marist	--
Georgetown	--	Long Beach State	1-0	Niagra	--
Louisville	3-1	Pacific	--	Rider	--
Marquette	1-0	UC-Davis	--	St. Peter's	3-0
Notre Dame	3-1	UC-Irvine	--	Siena	--
Pittsburgh	--	UC-Riverside	--		
Providence	2-1	UC-Santa Barbara	--	<b>MID-AMERICAN</b>	<b>7-1</b>
Rutgers	--			Akron	3-0
St. John's	1-2	<b>COLONIAL ATHLETIC</b>	<b>9-3</b>	Ball State	1-0
Seton Hall	--	Delaware	0-1	Bowling Green	--
South Florida	--	Drexel	--	Buffalo	--
Syracuse	--	George Mason	--	Central Michigan	1-0
Villanova	2-1	Georgia State	8-1	Eastern Michigan	0-1
		Hofstra	--	Kent State	--
<b>BIG SKY</b>	<b>3-0</b>	James Madison	--	Massachusetts	2-0
Eastern Washington	1-0	UNC-Wilmington	--	Miami (Ohio)	--
Idaho State	1-0	Northeastern	--	Northern Illinois	--
Montana	--	Old Dominion	1-1	Ohio Univeristy	--
Montana State	--	Towson	--	Toledo	--
Northern Arizona	--	William and Mary	--	Western Michigan	--
Northern Colorado	--				
Portland State	1-0				
Sacramento State	--				
Weber State	--				



**CONFERENCE SERIES RECORDS**

<b>MID-EASTERN ATHLETIC</b>	<b>9-1</b>
Bethune-Cookman	2-0
Coppin State	1-0
Delaware State	1-0
Florida A&M	2-1
Hampton	2-0
Howard	--
Md.-Eastern Shore	--
Morgan State	1-0
NC Central	--
Norfolk State	--
North Carolina A&T	--
Savannah State	--
South Carolina State	--

<b>MISSOURI VALLEY</b>	<b>4-1</b>
Bradley	--
Creighton	1-0
Drake	1-0
Evansville	--
Illinois State	--
Indiana State	0-1
Missouri State	1-0
Northern Iowa	1-0
Southern Illinois	--
Wichita State	--

<b>MOUNTAIN WEST</b>	<b>3-2</b>
Air Force	--
Boise State	--
Colorado State	1-0
Fresno State	--
Hawai'i	--
Nevada	2-0
New Mexico	--
San Diego State	0-1
UNLV	0-1
Wyoming	--

<b>NORTHEAST</b>	<b>2-0</b>
Bryant	--
Central Conn. State	--
Fairleigh Dickinson	--
Long Island	--
Monmouth	--
Mount St. Mary's	1-0
Robert Morris	--
Sacred Heart	--
St. Francis (N.Y.)	--
Saint Francis (Pa.)	1-0
Quinnipiac	--
Wagner	--

<b>OHIO VALLEY</b>	<b>27-3</b>
Austin Peay	3-0
Belmont	5-3
Eastern Illinois	--
Eastern Kentucky	1-0
Jacksonville State	6-0
Morehead State	--
Murray State	--
SIU Edwardsville	--
Southeast Missouri State	--
Tennessee-Martin	--

Tennessee State	7-0
Tennessee Tech	5-3

<b>PACIFIC 12</b>	<b>9-5</b>
Arizona	1-0
Arizona State	2-0
California	1-0
Colorado	--
Oregon	1-1
Oregon State	1-1
Southern California	--
Stanford	0-2
UCLA	1-0
Utah	--
Washington	1-1
Washington State	1-0

<b>PATRIOT LEAGUE</b>	<b>2-1</b>
American	1-0
Army	0-1
Bucknell	1-0
Colgate	--
Holy Cross	--
Lafayette	--
Lehigh	--
Navy	--

<b>SOUTHEASTERN</b>	<b>198-307</b>
Arkansas	14-16
Auburn	33-42
Florida	29-22
Georgia	9-34
Kentucky	16-22
LSU	16-34
Mississippi	19-33
Mississippi State	34-15
Missouri	--
South Carolina	15-16
Tennessee	2-45
Texas A&M	--
Vanderbilt	11-28

<b>SOUTHERN</b>	<b>26-7</b>
Appalachian State	3-0
College of Charleston	1-0
Davidson	--
Elon	1-0
Furman	1-0
Georgia Southern	6-1
Samford	7-2
UNC-Greensboro	2-0
UT-Chattanooga	5-4
Western Carolina	--
Wofford	--

<b>SOUTHLAND</b>	<b>23-5</b>
Central Arkansas	1-0
Lamar	2-1
McNeese State	3-0
Nicholls State	--
Northwestern State	6-0
Oral Roberts	--
Sam Houston State	1-0
Southeastern Louisiana	6-2

Stephen F. Austin	4-1
Texas A&M-Corpus Christi	0-1

<b>SOUTHWESTERN ATHLETIC</b>	<b>43-4</b>
Alabama A&M	6-0
Alabama State	13-3
Alcorn State	6-1
Arkansas-Pine Bluff	1-0
Grambling State	5-0
Jackson State	7-0
Mississippi Valley State	2-0
Prairie View A&M	--
Southern	3-0
Texas Southern	--

<b>SUMMIT LEAGUE</b>	<b>2-4</b>
IUPUI	--
IUPUIFW	--
Nebraska-Omaha	--
North Dakota State	1-1
Oakland	--
South Dakota	--
South Dakota State	0-3
Missouri-Kansas City	1-0
Western Illinois	--

<b>SUN BELT</b>	<b>51-17</b>
Arkansas-Little Rock	--
Arkansas State	3-2
Denver	--
Florida Atlantic	--
Florida International	1-1
Louisiana-Lafayette	--
Louisiana-Monroe	1-0
Middle Tennessee	7-2
North Texas	--
South Alabama	21-4
Troy	15-3
Western Kentucky	3-5

<b>WEST COAST</b>	<b>7-1</b>
BYU	1-0
Gonzaga	--
Loyola Marymount	--
Pepperdine	0-1
Portland	--
St. Mary's	3-0
San Diego	--
San Francisco	1-0
Santa Clara	2-0

<b>WESTERN ATHLETIC</b>	<b>4-12</b>
Denver	--
Fresno State	--
Hawaii	--
Idaho	--
Louisiana Tech	1-11
Nevada	2-0
New Mexico State	1-1
San Jose State	--
Seattle	--
Texas-Arlington	--
Texas State	--
Utah State	--

## ALL-TIME SEC TOURNAMENT RESULTS

**1980 (1-1)**

Feb. 7, 1980	W	69-53	Vanderbilt	Knoxville, Tenn.	First Round
Feb. 8, 1980	L	77-69	Kentucky	Knoxville, Tenn.	Second Round

**1981 (3-1)**

Jan. 29, 1981	W	67-54	Florida	Baton Rouge, La.	First Round
Jan. 30, 1981	W	77-71	Tennessee	Baton Rouge, La.	Second Round
Jan. 31, 1981	W	80-66	Georgia	Baton Rouge, La.	Semifinal
Feb. 1, 1981	L	61-50	Auburn	Baton Rouge, La.	Final

**1982 (0-1)**

Feb. 26, 1982	L	82-76	Kentucky	Lexington, Ky.	First Round
---------------	---	-------	----------	----------------	-------------

**1983 (1-1)**

March 3, 1983	W	69-53	Florida	Knoxville, Tenn.	First Round
March 4, 1983	L	91-73	Tennessee	Knoxville, Tenn.	Second Round

**1984 (2-1)**

March 3, 1984	W	85-66	Tennessee	Athens, Ga.	Second Round
March 4, 1984	W	83-73	Vanderbilt	Athens, Ga.	Semifinal
March 5, 1984	L	74-65	Georgia	Athens, Ga.	Final

**1985 (0-1)**

Feb. 24, 1985	L	87-85	Vanderbilt	Oxford, Miss.	First Round
---------------	---	-------	------------	---------------	-------------

**1986 (1-1)**

Feb. 28, 1986	W	71-57	Florida	Athens, Ga.	First Round
March 1, 1986	L	88-71	Georgia	Athens, Ga.	Second Round

**1987 (1-1)**

March 4, 1987	W	88-76	Mississippi State	Albany, Ga.	First Round
March 5, 1987	L	89-61	Auburn	Albany, Ga.	Second Round

**1988 (0-1)**

March 4, 1988	L	76-66	Mississippi	Albany, Ga.	Second Round
---------------	---	-------	-------------	-------------	--------------

**1989 (1-1)**

March 3, 1989	W	59-55	Mississippi State	Albany, Ga.	First Round
March 4, 1989	L	89-61	Tennessee	Albany, Ga.	Second Round

**1990 (0-1)**

March 2, 1990	L	71-45	Mississippi	Albany, Ga.	First Round
---------------	---	-------	-------------	-------------	-------------

**1991 (1-1)**

March 1, 1991	W	95-75	Florida	Albany, Ga.	First Round
March 2, 1991	L	78-69	Georgia	Albany, Ga.	Second Round

**1992 (0-1)**

March 6, 1992	L	95-87	Kentucky	Albany, Ga.	Second Round
---------------	---	-------	----------	-------------	--------------

**1993 (2-1)**

March 5, 1993	W	106-86	LSU	Chattanooga, Tenn.	First Round
March 6, 1993	W	88-73	Florida	Chattanooga, Tenn.	Second Round
March 7, 1993	L	76-72	Georgia	Chattanooga, Tenn.	Semifinal

**1994 (1-1)**

March 4, 1994	W	86-84 <sup>OT</sup>	Mississippi	Chattanooga, Tenn.	Second Round
March 6, 1994	L	72-56	Tennessee	Chattanooga, Tenn.	Semifinal

**1995 (1-1)**

March 4, 1995	W	86-72	Arkansas	Chattanooga, Tenn.	Second Round
March 5, 1995	L	84-70	Tennessee	Chattanooga, Tenn.	Semifinal

**1996 (2-1)**

March 2, 1996	W	65-59	Auburn	Chattanooga, Tenn.	Second Round
March 3, 1996	W	86-70	LSU	Chattanooga, Tenn.	Semifinal
March 4, 1996	L	64-60	Tennessee	Chattanooga, Tenn.	Final

**1997 (1-1)**

March 1, 1997	W	85-63	Arkansas	Chattanooga, Tenn.	Second Round
March 2, 1997	L	83-72	Florida	Chattanooga, Tenn.	Semifinal

## ALL-TIME SEC TOURNAMENT RESULTS

### 1998 (2-1)

Feb. 27, 1998	W	92-72	South Carolina	Columbus, Ga.	Second Round
Feb. 28, 1998	W	74-61	Florida	Columbus, Ga.	Semifinal
March 1, 1998	L	67-63	Tennessee	Columbus, Ga.	Final

### 1999 (2-1)

Feb. 25, 1999	W	82-71	South Carolina	Chattanooga, Tenn.	First Round
Feb. 26, 1999	W	76-72	Auburn	Chattanooga, Tenn.	Second Round
Feb. 27, 1999	L	80-69	Tennessee	Chattanooga, Tenn.	Semifinal

### 2000 (0-1)

March 2, 2000	L	67-63	Kentucky	Chattanooga, Tenn.	First Round
---------------	---	-------	----------	--------------------	-------------

### 2001 (1-1)

March 1, 2001	W	59-55	Auburn	Memphis, Tenn.	First Round
March 2, 2001	L	82-52	Tennessee	Memphis, Tenn.	Second Round

### 2002 (0-1)

Feb. 28, 2002	L	64-60	Georgia	Nashville, Tenn.	First Round
---------------	---	-------	---------	------------------	-------------

### 2003 (0-1)

March 6, 2003	L	53-48	Arkansas	North Little Rock, Ark.	First Round
---------------	---	-------	----------	-------------------------	-------------

### 2004 (0-1)

March 4, 2004	L	63-56	Mississippi	Nashville, Tenn.	First Round
---------------	---	-------	-------------	------------------	-------------

### 2005 (1-1)

March 3, 2005	W	62-58	Florida	Greenville, S.C.	First Round
March 4, 2005	L	60-59	LSU	Greenville, S.C.	Second Round

### 2006 (0-1)

March 2, 2006	L	84-62	Vanderbilt	North Little Rock, Ark.	First Round
---------------	---	-------	------------	-------------------------	-------------

### 2007 (0-1)

March 1, 2007	L	78-49	Mississippi	Duluth, Ga.	First Round
---------------	---	-------	-------------	-------------	-------------

### 2008 (0-1)

March 6, 2008	L	71-62	Georgia	Nashville, Tenn.	First Round
---------------	---	-------	---------	------------------	-------------

### 2009 (0-1)

March 5, 2009	L	68-49	Tennessee	North Little Rock, Ark.	First Round
---------------	---	-------	-----------	-------------------------	-------------

### 2010 (0-1)

March 4, 2010	L	73-66	Georgia	Duluth, Ga.	First Round
---------------	---	-------	---------	-------------	-------------

### 2011 (0-1)

March 3, 2011	L	60-36	LSU	Nashville, Tenn.	First Round
---------------	---	-------	-----	------------------	-------------

### 2012 (0-1)

March 1, 2012	L	57-38	South Carolina	Nashville, Tenn.	First Round
---------------	---	-------	----------------	------------------	-------------

### Record Versus Opponents in SEC Tournament

Arkansas	2-1
Auburn	3-2
Florida	7-1
Georgia	1-7
Kentucky	0-4
LSU	2-2
Mississippi	1-4
Mississippi State	2-0
South Carolina	2-1
Tennessee	2-9
Vanderbilt	2-2

SEC Tournament Overall Record: 24-33

### All-Time SEC Tournament Results

Team	Won	Lost	Pct.	Titles
Tennessee	57	16	.781	12
Vanderbilt	38	24	.613	6
Georgia	38	25	.603	4
Auburn	31	25	.554	4
LSU	25	27	.481	2
Kentucky	13	28	.317	1
Mississippi	22	29	.431	0
<b>ALABAMA</b>	<b>24</b>	<b>33</b>	<b>.421</b>	<b>0</b>
Arkansas	9	18	.333	0
Florida	14	28	.333	0
Mississippi State	12	29	.293	0
South Carolina	3	17	.150	0



**ALL-TIME NATIONAL POSTSEASON RESULTS****1977 (0-3)**

March 22, 1977	L	89-59	Wayland Baptist	Amarillo, Texas	NWIT
March 23, 1977	L	88-73	Belmont	Amarillo, Texas	NWIT
March 24, 1977	L	84-75	Indiana State	Amarillo, Texas	NWIT

**1984 (1-1)****Midwest Region**

March 18, 1984	W	78-70	Central Michigan	Mt. Pleasant, Mich.	NCAA First Round
March 23, 1984	L	65-58	Tennessee	Knoxville, Tenn.	NCAA Second Round

**1988 (0-1)****Midwest Region**

March 16, 1988	L	77-63	South Carolina	Columbia, S.C.	NCAA First Round
----------------	---	-------	----------------	----------------	------------------

**1992 (1-1)****Midwest Region**

March 18, 1992	W	100-87	Tennessee Tech	Tuscaloosa, Ala.	NCAA First Round
March 21, 1992	L	98-68	Western Kentucky	Bowling Green, Ky.	NCAA Second Round

**1993 (1-1)****Midwest Region**

March 17, 1993	W	102-70	Georgia Southern	Tuscaloosa, Ala.	NCAA First Round
March 21, 1993	L	74-73 <sup>OT</sup>	North Carolina	Chapel Hill, N.C.	NCAA Second Round

**1994 (4-1)****Midwest Region**

March 13, 1994	W	96-86	Oregon State	Tuscaloosa, Ala.	NCAA First Round
March 20, 1994	W	84-78	Iowa	Iowa City, Iowa	NCAA Second Round
March 25, 1994	W	73-68	Texas Tech	Austin, Texas	NCAA Sweet 16
March 26, 1994	W	96-82	Penn State	Austin, Texas	NCAA Elite Eight
April 2, 1994	L	69-66	Louisiana Tech	Richmond, Va.	NCAA Final Four

**1995 (2-1)****East Region**

March 16, 1995	W	82-55	Mount St. Mary's	Tuscaloosa, Ala.	NCAA First Round
March 18, 1995	W	121-120 <sup>4OT</sup>	No. 20 Duke	Tuscaloosa, Ala.	NCAA Second Round
March 23, 1995	L	87-56	No. 1 Connecticut	Storrs, Conn.	NCAA Sweet 16

**1996 (2-1)****West Region**

March 15, 1996	W	95-66	Appalachian State	Tuscaloosa, Ala.	NCAA First Round
March 17, 1996	W	88-68	No. 23 N.C. State	Tuscaloosa, Ala.	NCAA Second Round
March 23, 1996	L	78-76 <sup>OT</sup>	No. 3 Stanford	Seattle, Wash.	NCAA Sweet 16

**1997 (2-1)****East Region**

March 4, 1997	W	94-50	Saint Francis	Tuscaloosa, Ala.	NCAA First Round
March 16, 1997	W	61-52	St. Joseph's	Tuscaloosa, Ala.	NCAA Second Round
March 22, 1997	L	87-71	No. 15 Notre Dame	Columbia, S.C.	NCAA Sweet 16

**1998 (2-1)****Midwest Region**

March 13, 1998	W	94-46	UNC Greensboro	Tuscaloosa, Ala.	NCAA First Round
March 15, 1998	W	75-74	No. 25 UCLA	Tuscaloosa, Ala.	NCAA Second Round
March 21, 1998	L	71-57	No. 4 Louisiana Tech	Lubbock, Texas	NCAA Sweet 16

**1999 (1-1)****Midwest Region**

March 12, 1999	W	80-68	Grambling State	Chapel Hill, N.C.	NCAA First Round
March 14, 1999	L	70-56	No. 11 North Carolina	Chapel Hill, N.C.	NCAA Second Round

**2000 (0-1)**

March 16, 2000	L	70-68	Chattanooga	Chattanooga, Tenn.	WNIT First Round
----------------	---	-------	-------------	--------------------	------------------

**2001 (1-1)**

March 15, 2001	W	77-67	Memphis		WNIT First Round
March 18, 2001	L	84-72	UAB	Birmingham, Ala.	WNIT Second Round

**ALL-TIME NATIONAL POSTSEASON RESULTS**

**2002 (2-1)**

March 13, 2002	W	68-67	Missouri	Columbia, Mo.	WNIT First Round
March 17, 2002	W	99-77	Eastern Kentucky	Richmond, Ky.	WNIT Second Round
March 19, 2002	L	79-61	Michigan State	East Lansing, Mich.	WNIT Quarterfinals

**2011 (2-1)**

March 17, 2011	W	80-69	Memphis	Memphis, Tenn.	WNIT First Round
March 20, 2011	W	72-70	Northwestern	Evanston, Ill.	WNIT Second Round
March 22, 2011	L	74-59	Toledo	Toledo, Ohio	WNIT Round of 16

NCAA Overall Record: 16-10

WNIT Overall Record: 5-4

NWIT Overall Record: 0-3



Alabama advanced to the Women's National Invitation Tournament Round of 16 in 2011 with wins over Memphis and Northwestern.



**0**

5-10 • Soph. Guard

**Daisha SIMMONS**

Jersey City, N.J. (Rutgers)



**3**

5-7 • Jr. Guard

**Jasmine ROBINSON**

Memphis, Tenn. (Overton HS)



**4**

6-1 • Fr. Guard

**Emily DAVIS**

Enterprise, Ala. (Enterprise HS)



**5**

6-0 • Sr. Guard

**Celiscia FARMER**

Madison, Wis. (Robert E. Lee HS)



**1**

5-1 • Fr. Guard

**Jasmine STEELE**

Midfield, Ala. (Midfield HS)



**10**

5-11 • Sr. Guard

**Meghan PERKINS**

Montgomery, Ala. (Pensacola State)



**11**

5-8 • Sr. Guard

**Jessica MERRITT**

Talladega, Ala. (Pensacola State)



**12**

5-8 • Jr. Guard

**Shafontaye MYERS**

Newbern, Ala. (Sunshine HS)



**13**

6-2 • Fr. Forward

**Nikki HEGSTETTER**

Kennesaw, Ga. (Harrison HS)



**15**

5-6 • Jr. Guard

**Erika WATERS**

Lawrenceville, Ga. (Peachtree Ridge HS)



**22**

5-9 • Jr. Guard

**Khristin LEE**

Birmingham, Ala. (Erwin HS)



**25**

6-1 • Soph. Forward

**Briana HUTCHEN**

Baltimore, Md. (Rutgers)



**30**

6-0 • Soph. Forward

**Brittany JACK**

Suwanee, Ga. (Samford)



**32**

6-2 • Sr. Forward

**Alicia MITCHAM**

Balch Springs, Texas (Panola College)



**40**

6-0 • R-Soph. Forward

**Kaneisha HORN**

Birmingham, Ala. (Ramsay HS)



Head Coach Fifth Season

**Wendell HUDSON**

Alabama, 1973



Assistant Coach First Season

**Clarisse GARCIA**

Villanova, 2007



Assistant Coach First Season

**Donnie QUINN**

New Orleans, 1979



Assistant Coach First Season

**Tim MILLER**

Alabama, 1994



Athletic Intern First Season

**Ericka RUSSELL**

Alabama, 2011



Dir. of Player Dev. First Season

**Caprie TUCKER**

Chattanooga, 2012

**RADIO/TV CHART**



# BUILT by BAMA

THE CROWN JEWEL OF ALABAMA WOMEN'S BASKETBALL IS THE NEWLY-RENOVATED FOSTER AUDITORIUM.

FOSTER PROVIDES ALL THE AMENITIES OF AN ELITE PROGRAM, HOUSING SPACIOUS LOCKER ROOMS, A COMPLETE WEIGHT ROOM, AN ATHLETIC TRAINING FACILITY AND A VIDEO THEATER ROOM.

THE STATE-OF-THE-ART FACILITY, LOCATED IN THE CENTER OF CAMPUS, PROVIDES THE ALABAMA FANS WITH ONE OF THE MOST EXCITING COLLEGE ATMOSPHERES IN THE NATION.

CRIMSON TIDE WOMEN'S BASKETBALL AND FOSTER AUDITORIUM ARE BOTH BUILT BY BAMA.





A U D I T O R I U M

2012-13 SCHEDULE

<input checked="" type="checkbox"/> 11:05:12 STILLMAN	<input checked="" type="checkbox"/> 01:06:13 KENTUCKY
<input checked="" type="checkbox"/> 11:11:12 JACKSONVILLE STATE	<input checked="" type="checkbox"/> 01:10:13 GEORGIA
<input type="checkbox"/> 11:13:12 AT HOUSTON	<input type="checkbox"/> 01:13:13 AT MISSISSIPPI
<input checked="" type="checkbox"/> 11:17:12 ARKANSAS-PINE BLUFF	<input type="checkbox"/> 01:20:13 AT TENNESSEE
<input checked="" type="checkbox"/> 11:19:12 NORTH TEXAS	<input checked="" type="checkbox"/> 01:24:13 AUBURN
<input checked="" type="checkbox"/> 11:25:12 S.E. LOUISIANA	<input checked="" type="checkbox"/> 01:27:13 VANDERBILT
<input type="checkbox"/> 12:01:12 AT WISCONSIN	<input type="checkbox"/> 01:31:13 AT GEORGIA
<input checked="" type="checkbox"/> 12:08:12 CHATTANOOGA	<input type="checkbox"/> 02:03:13 AT FLORIDA
<input type="checkbox"/> 12:15:12 AT TROY	<input checked="" type="checkbox"/> 02:07:13 SOUTH CAROLINA
<input checked="" type="checkbox"/> 12:17:12 WOFFORD	<input checked="" type="checkbox"/> 02:10:13 ARKANSAS
<input checked="" type="checkbox"/> 12:21:12 VIRGINIA	<input type="checkbox"/> 02:17:13 AT AUBURN
<input type="checkbox"/> 12:28:12 VS. CINCINNATI	<input type="checkbox"/> 02:21:13 AT MISSISSIPPI STATE
<input type="checkbox"/> 12:29:12 VS. LONG ISLAND	<input checked="" type="checkbox"/> 02:24:13 FLORIDA
<input type="checkbox"/> 12:30:12 AT HAWAII	<input type="checkbox"/> 02:28:13 AT LSU
<input type="checkbox"/> 01:03:13 AT TEXAS A&M	<input checked="" type="checkbox"/> 03:03:13 MISSOURI