

# ALABAMA

**2021-22 WOMEN'S BASKETBALL**

**HANNAH  
BARBER**

**MEGAN  
ABRAMS**



**2021-22  
MEDIA  
GUIDE**

## TABLE OF CONTENTS

### INTRODUCTION

Introduction ..... 2-3  
 Roster ..... 4-5  
 SEC Quick Facts ..... 6  
 2020-21 Season Statistics ..... 7-9

### COACHES & STAFF

Head Coach Kristy Curry ..... 10-13  
 Assistant Coach Kelly Curry ..... 14  
 Assistant Coach Janese Constantine ..... 15  
 Assistant Coach Roman Tubner ..... 16  
 Support Staff ..... 17-18

### FACILITIES

Coleman Coliseum & Foster Auditorium ..... 19

### PLAYERS

Player Profiles ..... 20-27

### RECORDS

Year-by-Year Team Statistics ..... 28  
 Team Scoring Records ..... 29  
 Individual Scoring Records ..... 30-31  
 Field Goal Records ..... 32  
 3-Point Field Goal Records ..... 33  
 Free Throw Records ..... 34-35  
 Rebound Records ..... 36  
 Assists Records ..... 37  
 Steals, Blocks & Miscellaneous Records ..... 38-40  
 Home Game Records ..... 41  
 1,000-Point Scorers ..... 42-46

### HONORS & AWARDS

SEC Academic Honor Roll ..... 47  
 SEC Awards ..... 48  
 Miscellaneous Awards ..... 49  
 All-America Honorees ..... 50-51

### TOURNAMENT RESULTS

All-Time SEC Tournament Results ..... 52-53  
 All-Time National Postseason Results ..... 54

### HISTORY

All-Time Coaching Records ..... 55  
 All-Time Letterwinners ..... 56-57  
 All-Time Jersey Number ..... 58-59  
 Year-by-Year Results ..... 60-69  
 All-Time Series ..... 70-81  
 Alabama in the WNBA ..... 82-83

### THIS IS ALABAMA

The Board of Trustees ..... 85  
 President Dr. Stuart R. Bell ..... 86  
 About Alabama ..... 88-89  
 Athletics Director Greg Byrne ..... 90  
 Athletics Administration ..... 91

## 2021-22 ALABAMA WOMEN'S BASKETBALL COACHES & STAFF

Kristy Curry	Head Coach
Kelly Curry	Assistant Coach
Janese Constantine	Assistant Coach
Roman Tubner	Assistant Coach and Recruiting Coordinator
Brian Johnson	Director of Operations
Matt Wise	Director, Women's Basketball Video and Creative Content
Ashleigh Beaver	Associate Strength and Conditioning Coach
Tatyana Lofton	Graduate Assistant Manager
Darah McInturf	Assistant Athletic Trainer
Brittany Price	Academic Advisor
Arnie Guin	Director, Player Development and Athletics Culture
Vickey Plant	Administrative Secretary
Tiffini Grimes	Deputy Director of Athletics
Garrett Walker	Assistant Athletic Equipment Manager, Olympic
Camiran "Cami" Moore	Assistant Director of Athletic Communications

## 2021-22 ALABAMA WOMEN'S BASKETBALL SCHEDULE

DATE	OPPONENT	TIME (CT)
<b>Nov. 4</b>	<b>Alabama-Huntsville</b>	<b>6 p.m.</b>
<b>Nov. 9</b>	<b>Charleston Southern</b>	<b>5 p.m.</b>
<b>Nov. 14</b>	<b>Tulane</b>	<b>2 p.m.</b>
<b>Nov. 17</b>	<b>Southern Miss</b>	<b>6 p.m.</b>
Nov. 21	vs. Duke%	1 p.m.
<b>Nov. 24</b>	<b>Mercer</b>	<b>6 p.m.</b>
<b>Nov. 26</b>	<b>Western Carolina</b>	<b>2 p.m.</b>
<b>Nov. 28</b>	<b>Bethune-Cookman</b>	<b>1 p.m.</b>
<b>Nov. 30</b>	<b>Memphis</b>	<b>6 p.m.</b>
<b>Dec. 3</b>	<b>Houston</b>	<b>6 p.m.</b>
Dec. 5	at Chattanooga	1 p.m.
<b>Dec. 13</b>	<b>Sam Houston</b>	<b>11:30 a.m.</b>
Dec. 16	at Little Rock	6:30 p.m.
<b>Dec. 20</b>	<b>Winthrop</b>	<b>2 p.m.</b>
Dec. 30	at Tennessee*	5:30 p.m.
<b>Jan. 2</b>	<b>Auburn*</b>	<b>4 p.m.</b>
<b>Jan. 6</b>	<b>Mississippi State*</b>	<b>6 p.m.</b>
Jan. 9	at Georgia*	2 p.m.
Jan. 13	at Ole Miss*	6 p.m.
<b>Jan. 16</b>	<b>Florida*</b>	<b>2 p.m.</b>
<b>Jan. 20</b>	<b>Arkansas*</b>	<b>8 p.m.</b>
Jan. 23	at Auburn*	3 p.m.
<b>Jan. 30</b>	<b>Missouri*</b>	<b>5 p.m.</b>
Feb. 3	at South Carolina*	6 p.m.
Feb. 6	at Vanderbilt*	2 p.m.
<b>Feb. 13</b>	<b>Kentucky*</b>	<b>1 p.m.</b>
<b>Feb. 17</b>	<b>Tennessee*</b>	<b>6 p.m.</b>
Feb. 20	at Texas A&M*	5 p.m.
Feb. 24	at LSU*	7 p.m.
Feb. 27	Vanderbilt*	2 p.m.
March 2-6	SEC Tournament^	TBA

\* SEC Game • **Bold** denotes home game • ^ Bridgestone Arena • % Daniel-Meyer Coliseum

## MEDIA SERVICES

### ATHLETICS COMMUNICATIONS

The Alabama Athletics Communications Office is located on the ground level of Coleman Coliseum.

Phone: (205) 348-6084  
Fax: (205) 348-8841

### MAILING ADDRESS

Alabama Athletics Communications  
PO Box 870391  
Tuscaloosa, AL 35487

### OVERNIGHT SHIPPING

Alabama Athletics Communications  
1201 Coliseum Drive  
Room 170  
Tuscaloosa, AL 35401

### MEDIA CREDENTIALS

Credentials are required for access at all University of Alabama home women's basketball games. Media and photo credential requests should be sent via e-mail to Cami Moore at [cmmooore@ia.ua.edu](mailto:cmmooore@ia.ua.edu). Placecards on press row identify media seating. Credentials may be picked up at the ticket will call window at Coleman Coliseum. Will call opens an hour and a half prior to tipoff.

Parking is available on a first-come, first-served basis in the Coleman Coliseum parking lot.

### INTERVIEWS

Alabama head coach Kristy Curry and student-athletes are available for interviews via Zoom or telephone before practice. Alabama practices are held in both Foster Auditorium and Coleman Coliseum, however they are closed to the media this season.

Media wishing to interview Coach Curry and/or student-athletes should contact Cami Moore at least 24 hours in advance.

On game day, only postgame interviews are allowed. Please arrange all interviews through the athletics communications staff.

### RADIO BROADCASTS

Visiting teams wishing to broadcast games from Coleman Coliseum are provided access to one phone line. Calls are charged to the visiting radio network. Should an additional line be required, broadcasters must arrange their own hookup through The University of Alabama Telecommunications Office at (205) 348-6300. Visiting radio broadcasters must call in advance or have their media relations office notify Alabama that they will be broadcasting the game and will require credentials.

### GAME SERVICES

Complete team and individual statistics (box score), quotes and a running play-by-play are provided to the media who cover the Crimson Tide at home. Statistics, game notes, media guides and roster sheets will only be available digitally this season.

### INTERNET

Information about the University of Alabama athletics teams can be found online at [RollTide.com](http://RollTide.com). Site offerings include rosters, schedules, results, stats, box scores and biographical information. From the website, Tide fans can find a link to listen to Alabama games live via the internet and follow home game action through live stats.

Members of the media can access high-resolution photos and videos via the SEC Media Portal at [secmedia.mediashuttle.com](http://secmedia.mediashuttle.com). E-mail [licensing@xosdigital.com](mailto:licensing@xosdigital.com) to request login credentials.

Wireless internet is available throughout Coleman Coliseum, while ethernet jacks are available at every seat in the media section.

### VIDEO FOOTAGE

Links to download footage for broadcast television use only will be emailed when footage is made available. For questions or to be added to the list, please contact Christopher England by e-mail at [cengland@ia.ua.edu](mailto:cengland@ia.ua.edu).

### SOCIAL MEDIA

In addition to [RollTide.com](http://RollTide.com), news, video and features on the Alabama women's basketball team can be found on Facebook, Twitter, Instagram and YouTube by searching for AlabamaWBB.

### SEC VIDEO FEEDS/TELEVISION

Through the SEC Network, highlights of SEC events are free to embed in your website. Please visit [SECNetwork.com](http://SECNetwork.com) for embeddable clips of event highlights. The usage of clips is unlimited. To do so: A. Locate the video you want on the SECNetwork.com website. B. Click the "Tool" icon below the video, then click "Share"; Make sure to wait until the ad ends. C. Grab the embed code, paste it into your content management system or provide it to your website's engineer.

### RADIO NETWORK

Alabama women's basketball can be heard on the radio by tuning into one of the 15 stations state-wide as part of the Crimson Tide Sports Network (CTSN).

### SEC NETWORK+

SEC Network+ events are exclusively available on [SECNetwork.com](http://SECNetwork.com) and via WatchESPN. SEC Network+ events will add live and on-demand coverage of more than 550 digital-exclusive sporting events to the SEC Network multi-screen output in the first year. Ranging across multiple sports from all member schools, SEC Network+ events will all be high-quality, multi-camera productions – enabled by extensive new technological and production capabilities built out by ESPN and SEC schools in support of the SEC Network launch.

In addition to authenticated access to the SEC Network and SEC Network+ (via laptops and desktops; access via iOS and Android smartphones and tablets is via WatchESPN), SEC Network+ will also serve as a platform to deliver additional events produced by the schools and [SECNetwork.com](http://SECNetwork.com) will also feature original short clips, video from studio programs, original digital video projects and more.

## QUICK FACTS

### UNIVERSITY INFORMATION

Location . . . . . Tuscaloosa, Ala.  
Enrollment . . . . . 38,320  
Founded . . . . . April 12, 1831  
Nickname . . . . . Crimson Tide  
Colors . . . . . Crimson and White  
Conference . . . . . Southeastern  
President . . . . . Dr. Stuart Bell  
Director of Athletics . . . . . Greg Byrne  
Senior Woman Administrator . . . . . Tiffini Grimes  
Faculty Representative . . . . . Dr. James King  
Facility . . . . . Coleman Coliseum  
Capacity . . . . . 15,383

### COACHING STAFF

**Head Coach . . . . . Kristy Curry**  
Alma Mater . . . . . Northeast Louisiana, 1988  
. . . . . Stephen F. Austin, 1994  
Record at Alabama . . . . . 133-118 (.530)  
SEC Record . . . . . 46-82 (.360)  
Overall Record . . . . . 442-267 (.623)  
Season at Alabama in 2021-22 . . . . . 9th  
Season Overall in 2021-22 . . . . . 23rd

**Assistant Coach . . . . . Kelly Curry**  
Alma Mater . . . . . Texas A&M, 1990  
Season at Alabama in 2021-22 . . . . . 9th

**Assistant Coach . . . . . Janese Constantine**  
Alma Mater . . . . . Wisconsin, 2008  
Season at Alabama in 2021-22 . . . . . 2nd

**Assistant Coach . . . . . Roman Tubner**  
Alma Mater . . . . . Centenary College, 2011  
Season at Alabama in 2021-22 . . . . . 1st

**Director of Operations . . . . . Brian Johnson**  
Alma Mater . . . . . Tennessee, 2016  
Season at Alabama in 2021-22 . . . . . 6th


### TEAM INFORMATION

2021-21 Overall Record . . . . . 17-10  
2020-21 SEC Record . . . . . 8-8  
SEC Finish . . . . . 7th  
Postseason . . . . . SEC Tournament Quarterfinals  
. . . . . NCAA Tournament Second Round  
Starters R/L . . . . . 2/3  
Letterwinners R/L . . . . . 7/6  
Newcomers . . . . . 5  
All-Time Record . . . . . 791-614 (.563)  
SEC Record . . . . . 180-323 (.358)  
Home Record . . . . . 402-197 (.671)  
First Season . . . . . 1974  
NCAA Appearances . . . . . 10 (1984, 1988,  
. . . . . 1992-99, 2021)  
WNIT Appearances . . . . . 7 (2000-02, 2011,  
. . . . . 2016-18)

### ATHLETICS COMMUNICATIONS

WBB Contact . . . . . Camiran "Cami" Moore  
E-mail . . . . . [cmmooore@ia.ua.edu](mailto:cmmooore@ia.ua.edu)  
Cell Phone . . . . . (859) 396-0368  
Mailing Address . . . . . Box 870391  
. . . . . Tuscaloosa, AL 35487

# ALABAMA ROSTER




**AHRIAHNA GRIZZLE** 0  
**G** Jr. • 5-9  
 Toronto, Canada  
 Bill Crothers Secondary School




**MEGAN ABRAMS** 1  
**G** Sr. • 5-9  
 Lafayette, La.  
 Lafayette Christian Academy



**JAMYA MINGO-YOUNG** 2  
**G** Jr. • 5-8  
 Bogalusa, La.  
 Mississippi State



**TAYLOR SUTTON** 4  
**G** Sr. • 5-4  
 Atlanta, Ga.  
 Middle Tennessee



**HANNAH BARBER** 5  
**G** Sr. • 5-6  
 Homewood, Ala.  
 Homewood HS



**ALLIE CRAIG CRUCE** 12  
**F** Gr. • 6-1  
 Killen, Ala.  
 Lauderdale County HS



**MYRA GORDON** 15  
**G/F** So. • 6-0  
 Fort Worth, Texas  
 L.D. Bell HS




**BRITTANY DAVIS** 23  
**G** Sr. • 5-9  
 Manchester, Ga.  
 Gulf Coast State College



**JADA RICE** 31  
**C** Gr. • 6-4  
 Suwanee, Ga.  
 NC State



**NIA DANIEL** 32  
**G** Jr. • 5-10  
 Harrisburg, N.C.  
 North Carolina/Gulf Coast State College



**KHYLLA WADE-WARREN** 33  
**F** So. • 6-2  
 Selmer, Tenn.  
 Texas Tech



**TAYLOR CULLINAN** 45  
**F** Fr. • 6-3  
 Dallas, Ga.  
 North Paulding HS



**KRISTY CURRY**  
**HEAD COACH (9TH SEASON)**  
 Northeast Louisiana, 1988  
 Stephen F. Austin, 1994



**KELLY CURRY**  
**ASSISTANT COACH (9TH SEASON)**  
 Texas A&M, 1990  
 Stephen F. Austin, 1993



**JANESE CONSTANTINE**  
**ASSISTANT COACH (2ND SEASON)**  
 Wisconsin, 2008



**ROMAN TUBNER**  
**ASSISTANT COACH (1ST SEASON)**  
 Centenary College, 2011

## 2021-22 ALABAMA WOMEN'S BASKETBALL ROSTER

### NUMERICAL

No.	Name	Pos.	Ht.	Cl.	Hometown (Previous School)
0	Ahriahna Grizzle	G	5-9	Jr.	Toronto, Ontario, Canada (Bill Crothers Secondary School)
1	Megan Abrams	G	5-9	Sr.	Lafayette, La. (Lafayette Christian Academy)
2	JaMya Mingo-Young	G	5-8	Jr.	Bogalusa, La. (Mississippi State)
4	Taylor Sutton	G	5-4	Sr.	Atlanta, Ga. (Middle Tennessee)
5	Hannah Barber	G	5-6	Sr.	Homewood, Ala. (Homewood)
12	Allie Craig Cruce	F	6-1	Gr.	Killen, Ala. (Lauderdale County)
15	Myra Gordon	G/F	6-0	So.	Fort Worth, Texas (L.D. Bell)
23	Brittany Davis	G	5-9	Sr.	Manchester, Ga. (Gulf Coast State College)
31	Jada Rice	C	6-4	Gr.	Suwanee, Ga. (NC State)
32	Nia Daniel	G	5-10	So.	Harrisburg, N.C. (Gulf Coast State College)
33	Khyla Wade-Warren	F	6-2	So.	Selmer, Tenn. (Texas Tech)
45	Taylor Cullinan	F	6-3	Fr.	Dallas, Ga. (North Paulding HS)

### ALPHABETICAL

No.	Name	Pos.	Ht.	Cl.	Hometown (Previous School)
1	Megan Abrams	G	5-9	Sr.	Lafayette, La. (Lafayette Christian Academy)
5	Hannah Barber	G	5-6	Sr.	Homewood, Ala. (Homewood)
12	Allie Craig Cruce	F	6-1	Gr.	Killen, Ala. (Lauderdale County)
45	Taylor Cullinan	F	6-3	Fr.	Dallas, Ga. (North Paulding HS)
32	Nia Daniel	G	5-10	Jr.	Harrisburg, N.C. (Gulf Coast State College)
23	Brittany Davis	G	5-9	Sr.	Manchester, Ga. (Gulf Coast State College)
15	Myra Gordon	G/F	6-0	So.	Fort Worth, Texas (L.D. Bell)
0	Ahriahna Grizzle	G	5-9	Jr.	Toronto, Ontario, Canada (Bill Crothers Secondary School)
2	JaMya Mingo-Young	G	5-8	Jr.	Bogalusa, La. (Mississippi State)
31	Jada Rice	C	6-4	Gr.	Suwanee, Ga. (NC State)
4	Taylor Sutton	G	5-4	Sr.	Atlanta, Ga. (Middle Tennessee)
33	Khyla Wade-Warren	F	6-2	So.	Selmer, Tenn. (Texas Tech)

### PRONUNCIATIONS

#0	<b>AHRIAHNA</b> Grizzle	ah-ree-AH-nah
#2	<b>JAMYA</b> Mingo-Young	juh-MY-uh
#12	Allie Craig <b>CRUCE</b>	Kroose
#15	<b>MYRA</b> Gordon	MY-ruh
#32	Nia Daniel	knee-UH
#33	<b>KHYLA</b> Wade-Warren	KIE-luh
#45	Taylor <b>CULLINAN</b>	CULL-ih-nen

## BY CLASS

### GRADUATE STUDENTS (3)

Megan Abrams  
Allie Craig Cruce  
Jada Rice

### SENIORS (3)

Hannah Barber  
Brittany Davis  
Taylor Sutton

### JUNIORS (2)

Ahriahna Grizzle  
JaMya Mingo-Young

### SOPHOMORES (3)

Nia Daniel  
Myra Gordon  
Khyla Wade-Warren

### FRESHMEN (1)

Taylor Cullinan

## BY EXPERIENCE

### RETURNING LETTERWINNERS (7)

Megan Abrams  
Hannah Barber  
Allie Craig Cruce  
Brittany Davis  
Myra Gordon  
Ahriahna Grizzle  
Taylor Sutton

### RETURNING STARTERS (2)

Megan Abrams  
Hannah Barber

### NEWCOMERS (5)

Taylor Cullinan  
Nia Daniel  
JaMya Mingo-Young  
Jada Rice  
Khyla Wade-Warren

INTRODUCTION

COACHES & STAFF

FACILITIES

PLAYERS

RECORDS

HONOR & AWARDS

TOURNAMENTS

HISTORY

THIS IS ALABAMA

# SEC QUICK FACTS

## ARKANSAS

### QUICK FACTS

2020-21 Record (SEC) . . . . .19-9 (9-6)  
2020-21 Final AP Rank . . . . .15th  
2020-21 Final SEC Rank . . . . .6th  
Home Arena . . . . .Bud Walton Arena  
Head Coach . . . . .Mike Neighbors  
Overall Record . . . . .176-91 (9th)  
at Arkansas . . . . .78-50 (5th)  
All-Time Series . . . . .15-25

## GEORGIA

### QUICK FACTS

2020-21 Record (SEC) . . . . .21-7 (10-5)  
2020-21 Final AP Rank . . . . .10th  
2020-21 Final SEC Rank . . . . .4th  
Home Arena . . . . .Stegeman Coliseum  
Head Coach . . . . .Joni Taylor  
Overall Record . . . . .119-65 (7th)  
at Georgia . . . . .119-65 (7th)  
All-Time Series . . . . .12-43

## OLE MISS

### QUICK FACTS

2020-21 Record (SEC) . . . . .15-12 (4-10)  
2020-21 Final AP Rank . . . . .--  
2020-21 Final SEC Rank . . . . .11th  
Home Arena . . . . .The Pavilion  
Head Coach . . . . .Yolett McPhee-McCuin  
Overall Record . . . . .125-120 (9th)  
at Ole Miss . . . . .31-57 (4th)  
All-Time Series . . . . .26-35

## SOUTH CAROLINA

### QUICK FACTS

2020-21 Record (SEC) . . . . .26-5 (14-2)  
2020-21 Final AP Rank . . . . .6th  
2020-21 Final SEC Rank . . . . .2nd  
Home Arena . . . . .Colonial Life Arena  
Head Coach . . . . .Dawn Staley  
Overall Record . . . . .503-183 (22nd)  
at South Carolina . . . . .331-103 (14th)  
All-Time Series . . . . .15-26

## VANDERBILT

### QUICK FACTS

2020-21 Record (SEC) . . . . .--  
2020-21 Final AP Rank . . . . .--  
2020-21 Final SEC Rank . . . . .--  
Home Arena . . . . .Historic Memorial Gymnasium  
Head Coach . . . . .Shea Ralph  
Overall Record . . . . .0-0 (1st)  
at Vanderbilt . . . . .0-0 (1st)  
All-Time Series . . . . .17-34

*\* Opted out of remainder of 2020-21 season*

## AUBURN

### QUICK FACTS

2020-21 Record (SEC) . . . . .5-19 (0-15)  
2020-21 Final AP Rank . . . . .--  
2020-21 Final SEC Rank . . . . .13th  
Home Arena . . . . .Auburn Arena  
Head Coach . . . . .Johnnie Harris  
Overall Record . . . . .0-0 (1st)  
at Auburn . . . . .0-0 (1st)  
All-Time Series . . . . .41-53

## KENTUCKY

### QUICK FACTS

2020-21 Record (SEC) . . . . .18-9 (9-6)  
2020-21 Final AP Rank . . . . .18th  
2020-21 Final SEC Rank . . . . .5th  
Home Arena . . . . .Memorial Coliseum  
Head Coach . . . . .Kyra Elzy  
Overall Record . . . . .18-9 (2nd)  
at Kentucky . . . . .18-9 (2nd)  
All-Time Series . . . . .17-34

## MISSISSIPPI STATE

### QUICK FACTS

2020-21 Record (SEC) . . . . .10-9 (5-7)  
2020-21 Final AP Rank . . . . .--  
2020-21 Final SEC Rank . . . . .9th  
Home Arena . . . . .Humphrey Coliseum  
Head Coach . . . . .Doug Novak (Interim)  
Overall Record . . . . .0-0 (1st)  
at Mississippi State . . . . .0-0 (1st)  
All-Time Series . . . . .39-22

## TENNESSEE

### QUICK FACTS

2020-21 Record (SEC) . . . . .17-8 (9-4)  
2020-21 Final AP Rank . . . . .13th  
2020-21 Final SEC Rank . . . . .3rd  
Home Arena . . . . .Thompson Boling Arena  
Head Coach . . . . .Kellie Harper  
Overall Record . . . . .323-226 (18th)  
at Tennessee . . . . .38-18 (3rd)  
All-Time Series . . . . .7-51

## FLORIDA

### QUICK FACTS

2020-21 Record (SEC) . . . . .12-14 (3-11)  
2020-21 Final AP Rank . . . . .--  
2020-21 Final SEC Rank . . . . .12th  
Home Arena . . . . .Exactech Arena at Stephan C. O'Connell Center  
Head Coach . . . . .Kelly Rae Finley (Interim)  
Overall Record . . . . .0-0 (1st)  
at Florida . . . . .0-0 (1st)  
All-Time Series . . . . .33-29

## LSU

### QUICK FACTS

2020-21 Record (SEC) . . . . .9-13(6-8)  
2020-21 Final AP Rank . . . . .--  
2020-21 Final SEC Rank . . . . .8th  
Home Arena . . . . .Maravich Center  
Head Coach . . . . .Kim Mulkey  
Overall Record . . . . .632-104  
at LSU . . . . .0-0 (1st)  
All-Time Series . . . . .19-43

## MISSOURI

### QUICK FACTS

2020-21 Record (SEC) . . . . .9-13 (5-9)  
2020-21 Final AP Rank . . . . .--  
2020-21 Final SEC Rank . . . . .10th  
Home Arena . . . . .Mizzou Arena  
Head Coach . . . . .Robin Pingeton  
Overall Record . . . . .524-311 (27th)  
at Missouri . . . . .189-154 (12th)  
All-Time Series . . . . .5-7

## TEXAS A&M

### QUICK FACTS

2020-21 Record (SEC) . . . . .25-3 (13-1)  
2020-21 Final AP Rank . . . . .4th  
2020-21 Final SEC Rank . . . . .1st  
Home Arena . . . . .Reed Arena  
Head Coach . . . . .Gary Blair  
Overall Record . . . . .838-333 (37th)  
at Texas A&M . . . . .430-170 (19th)  
All-Time Series . . . . .1-10

# 2020-21 SEASON STATISTICS

INTRODUCTION

COACHES & STAFF

FACILITIES

PLAYERS

RECORDS

HONOR & AWARDS

TOURNAMENTS

HISTORY

THIS IS ALABAMA

## 2020-21 OVERALL SEASON STATISTICS

RECORD:	OVERALL	HOME	AWAY	NEUTRAL
<b>ALL GAMES</b>	17-10	7-5	8-3	2-2
<b>CONFERENCE</b>	8-8	3-5	5-3	0-0
<b>NON-CONFERENCE</b>	9-2	4-0	3-0	2-2

##	Player	GP-GS	Min-Avg	FG-FGA	Pct	3FG-FGA	Pct	FT-FTA	Pct	Off-Def-Tot	Avg	PF-FO	A	TO	Blk	Stl	Pts	Avg
40	Jasmine Walker	27-27	967-35.8	186-426	.437	78-196	.398	66-79	.835	65-190-255	9.4	42-1	40	67	23	18	516	19.1
3	Jordan Lewis	25-25	893-35.7	126-309	.408	47-126	.373	127-162	.784	27-79-106	4.2	49-0	106	70	4	27	426	17.0
22	Ariyah Copeland	27-27	772-28.6	157-257	.611	0-0	.000	76-99	.768	78 -154 -232	8.6	60-2	26	53	25	12	390	14.4
1	Megan Abrams	27-27	829-30.7	72-190	.379	20-57	.351	55-79	.696	12-106 -118	4.4	43-1	66	63	5	26	219	8.1
5	Hannah Barber	27-25	838-31.1	54-168	.321	38-120	.317	17-24	.708	6-50-56	2.1	54-1	107	45	1	21	163	6.0
11	Destiny Rice	25-0	273-10.9	32-63	.508	5-16	.313	22-35	.629	17-21-38	1.5	29-0	11	15	1	6	91	3.6
12	Allie Craig Cruce	27-0	302-11.2	24-63	.381	12-42	.286	14-20	.700	21-39-60	2.2	50-0	13	12	4	18	74	2.7
2	Keyara Jones	10-0	51:42 -5.2	8-16	.500	7-14	.500	2-2	1.000	0 -3 -3	0.3	3-0	2	0	0	1	25	2.5
4	Taylor Sutton	20-0	179:19 -9.0	19-50	.380	10-27	.370	1-2	.500	2-8-10	0.5	16-0	11	11	0	7	49	2.5
24	DeSha Benjamin	11-2	59:18-5.4	7-20	.350	4-9	.444	0-0	.000	2-4-6	0.5	12-0	6	8	0	0	18	1.6
15	Myra Gordon	26-2	230:21 -8.9	14-38	.368	3-13	.231	7-11	.636	20 -15 -35	1.3	14-0	20	7	2	5	38	1.5
0	Ahriahna Grizzle	6-0	24:59-4.2	1-4	.250	0-1	.000	3-4	.750	0-0-0	0.0	0-0	2	4	0	2	5	0.8
32	Alana Busby-Dunphy	1-0	01:31-1.5	0-1	.000	0-0	.000	0-0	.000	0-0-0	0.0	0-0	0	0	0	0	0	0.0
TEAM										46-54-100				12				

<b>Total</b>	<b>27</b>	<b>5,425</b>	<b>700-1,605</b>	<b>.436</b>	<b>224-621</b>	<b>.361</b>	<b>390-517</b>	<b>.754</b>	<b>296-723-1,019</b>	<b>37.7</b>	<b>372 -5</b>	<b>410</b>	<b>367</b>	<b>65</b>	<b>143</b>	<b>2,014</b>	<b>74.6</b>
<b>Opponents</b>	<b>27</b>	<b>5,425</b>	<b>750-1,735</b>	<b>.432</b>	<b>177-474</b>	<b>.373</b>	<b>245-359</b>	<b>.682</b>	<b>320-663-983</b>	<b>36.4</b>	<b>479-9</b>	<b>383</b>	<b>344</b>	<b>93</b>	<b>189</b>	<b>1,922</b>	<b>71.2</b>

SCORE BY PERIODS	1st	2nd	3rd	4th	OT	Total
Alabama	503	450	507	547	7	2,014
Opponents	461	465	496	486	14	1,922

## 2020-21 SEC SEASON STATISTICS

RECORD:	OVERALL	HOME	AWAY	NEUTRAL
<b>ALL GAMES</b>	17-10	7-5	8-3	2-2
<b>CONFERENCE</b>	8-8	3-5	5-3	0-0
<b>NON-CONFERENCE</b>	9-2	4-0	3-0	2-2

##	Player	GP-GS	Min-Avg	FG-FGA	Pct	3FG-FGA	Pct	FT-FTA	Pct	Off-Def-Tot	Avg	PF-FO	A	TO	Blk	Stl	Pts	Avg
40	Jasmine Walker	16-16	588:39-36.8	113-244	.463	44-107	.411	35-41	.854	31-127-158	9.9	27 -1	23	40	12	8	305	19.1
3	Jordan Lewis	16-16	587:07-36.7	85-205	.415	32-86	.372	80-102	.784	18 -43 -61	3.8	32-0	72	43	0	20	282	17.6
22	Ariyah Copeland	16-16	477:33-29.8	95-169	.562	0-0	.000	37-54	.685	50-96-146	9.1	41-2	20	33	16	7	227	14.2
1	Megan Abrams	16-16	481:38-30.1	39-111	.351	10-36	.278	23-39	.590	7-56-63	3.9	27-1	30	43	3	16	111	6.9
5	Hannah Barber	16-16	519:30-32.5	31-106	.292	21-71	.296	4-8	.500	3-29-32	2.0	36-1	54	28	1	13	87	5.4
11	Destiny Rice	16-0	185:33-11.6	24-45	.533	4-10	.400	13-25	.520	13 -14 -27	1.7	21-0	7	9	1	5	65	4.1
4	Taylor Sutton	11-0	76:36-7.0	6-20	.300	5-13	.385	0-0	.000	1-4-5	0.5	8-0	6	4	0	1	17	1.5
12	Allie Craig Cruce	16-0	154:36-9.7	6-22	.273	4-15	.267	7-10	.700	7-21-28	1.8	25-0	4	5	2	7	23	1.4
15	Myra Gordon	16-0	111:32-7.0	7-20	.350	3-8	.375	0-0	.000	8-5-13	0.8	6-0	6	6	1	2	17	1.1
2	Keyara Jones	4-0	09:38-2.4	1-1	1.000	1-1	1.000	0-0	.000	0-0-0	0.0	1-0	1	0	0	0	3	0.8
24	De'Sha Benjamin	8-0	29:34-3.7	2-11	.182	1-4	.250	0-0	.000	2-2-4	0.5	8-0	1	4	0	0	5	0.6
32	Alana Busby-Dunphy	1-0	01:31-1.5	0-1	.000	0-0	.000	0-0	.000	0-0-0	0.0	0-0	0	0	0	0	0	0.0
0	Ahriahna Grizzle	1-0	01:34-1.6	0-0	.000	0-0	.000	0-0	.000	0-0-0	0.0	0-0	0	1	0	0	0	0.0
TEAM										25-30-55				7				

<b>Total</b>	<b>16</b>	<b>3,225</b>	<b>409-955</b>	<b>.428</b>	<b>125-351</b>	<b>.356</b>	<b>199-279</b>	<b>.713</b>	<b>165 -427 -592</b>	<b>37.0</b>	<b>232 -5</b>	<b>224</b>	<b>223</b>	<b>36</b>	<b>79</b>	<b>1142</b>	<b>71.4</b>
<b>Opponents</b>	<b>16</b>	<b>3,225</b>	<b>444-1,015</b>	<b>.437</b>	<b>100-266</b>	<b>.376</b>	<b>174-242</b>	<b>.719</b>	<b>181-414-595</b>	<b>37.2</b>	<b>272 -2</b>	<b>211</b>	<b>200</b>	<b>65</b>	<b>126</b>	<b>1162</b>	<b>72.6</b>

SCORE BY PERIODS	1st	2nd	3rd	4th	OT	Total
Alabama	288	247	305	295	7	1,142
Opponents	275	277	297	299	14	1,162

# 2020-21 SEASON STATISTICS

## 2020-21 GAME-BY-GAME HIGHS

OPPONENT	DATE	SCORE	WL	POINTS	REBOUNDS	ASSISTS	STEALS	BLOCKS
SAMFORD	11/25/20	83-68	W	22-Jasmine Walker	7-Jasmine Walker	6-Jordan Lewis	2-Jasmine Walker	1-Jasmine Walker 1-Jordan Lewis 1-Allie Craig Cruce
HOUSTON	11/29/20	86-66	W	25-Jasmine Walker	14-Ariyah Copeland	4-Megan Abrams	2-Jasmine Walker 2-Jordan Lewis	2-Jasmine Walker
USC UPSTATE	12/2/20	98-59	W	24-Ariyah Copeland	13-Jasmine Walker	8-Hannah Barber	2-Megan Abrams 2-Allie Craig Cruce	1-Ariyah Copeland 1-Jasmine Walker
at Oklahoma State	12/5/20	76-72	W	24-Jasmine Walker	10-Ariyah Copeland	6-Megan Abrams	2-Taylor Sutton 2-Hannah Barber	1-Ariyah Copeland 1-Myra Gordon
at MERCER	12/13/20	78-61	W	26-Ariyah Copeland	12-Jasmine Walker	5-Jordan Lewis 5-Hannah Barber	1-Ariyah Copeland 1-Jasmine Walker 1-Hannah Barber	1-Jordan Lewis
NICHOLLS STATE	12/16/20	86-46	W	21-Jasmine Walker	11-Jasmine Walker	7-Hannah Barber	4-Allie Craig Cruce	3-Jasmine Walker
at Memphis	12/19/20	74-68	W	28-Jasmine Walker	10-Jasmine Walker	5-Hannah Barber	2-Megan Abrams	1-Jordan Lewis 1-Ariyah Copeland
at Missouri	12/31/20	74-59	W	27-Jordan Lewis	9-Megan Abrams	7-Jordan Lewis	3-Megan Abrams	1-Ariyah Copeland 1-Jasmine Walker 1-Megan Abrams
SOUTH CAROLINA	1/4/21	60-77	L	28-Jordan Lewis	8-Jasmine Walker	4-Jordan Lewis	2-Megan Abrams	3-Ariyah Copeland
LSU	1/7/21	67-59	W	20-Ariyah Copeland	14-Ariyah Copeland	5-Jordan Lewis	1-Allie Craig Cruce 1-Destiny Rice 1-Jordan Lewis	1-Ariyah Copeland 1-Hannah Barber
at Vanderbilt	1/10/21	80-56	W	25-Jasmine Walker	16-Jasmine Walker	6-Jordan Lewis	4-Jordan Lewis	1-Jasmine Walker 1-Ariyah Copeland 1-Myra Gordon 1-Allie Craig Cruce 1-Megan Abrams
at Mississippi State	1/14/21	86-78	W	22-Jordan Lewis	13-Ariyah Copeland	6-Hannah Barber	2-Megan Abrams 2-Hannah Barber	1-Ariyah Copeland
TENNESSEE	1/17/21	56-82	L	22-Jordan Lewis	12-Jasmine Walker	2-Jordan Lewis	5-Jordan Lewis	1-Ariyah Copeland
AUBURN	1/24/21	67-55	W	19-Ariyah Copeland 19-Jordan Lewis	9-Jasmine Walker	8-Jordan Lewis	1-Ariyah Copeland 1-Jasmine Walker 1-Jordan Lewis 1-Hannah Barber 1-Allie Craig Cruce	1-Ariyah Copeland 1-Jasmine Walker
at Kentucky	1/28/21	68-81	L	27-Jasmine Walker	11-Jasmine Walker	7-Jordan Lewis	2-Jordan Lewis	3-Jasmine Walker
at South Carolina	1/31/21	63-87	L	15-Jasmine Walker	7-Ariyah Copeland	2-Ariyah Copeland 2-Megan Abrams 2-Jordan Lewis	3-Jordan Lewis	2-Ariyah Copeland 2-Jasmine Walker
GEORGIA	2/4/21	76-83	L	24-Jasmine Walker	14-Ariyah Copeland	5-Jordan Lewis	2-Megan Abrams	1-Ariyah Copeland
at Ole Miss	2/11/21	62-67	L	17-Jordan Lewis	11-Jordan Lewis	2-Jordan Lewis 2-Megan Abrams 2-Hannah Barber	3-Hannah Barber	2-Ariyah Copeland
at Auburn	2/14/21	92-78	W	41-Jasmine Walker	15-Jasmine Walker	11-Hannah Barber	2-Hannah Barber	1-Jasmine Walker
at Florida	2/18/21	77-70	W	22-Jasmine Walker	9-Megan Abrams	5-Jordan Lewis	5-Megan Abrams	1-Jasmine Walker
MISSISSIPPI STATE	2/21/21	71-63	W	20-Jasmine Walker	11-Ariyah Copeland	7-Megan Abrams	2-Ariyah Copeland	1-Ariyah Copeland
TEXAS A&M	2/25/21	73-67	L	21-Jordan Lewis	11-Jasmine Walker	5-Jordan Lewis	4-Jordan Lewis	1-Ariyah Copeland 1-Megan Abrams
at Arkansas	2/28/21	76-94	L	18-Ariyah Copeland	13-Ariyah Copeland	3-Ariyah Copeland 3-Hannah Barber	1-Megan Abrams 1-Hannah Barber 1-Destiny Rice	1-Ariyah Copeland 1-Destiny Rice
vs. Missouri	3/4/21	82-74	W	22-Ariyah Copeland	10-Ariyah Copeland	7-Hannah Barber		2-Ariyah Copeland
vs. South Carolina	3/5/21	63-75	L	25-Jordan Lewis	7-Ariyah Copeland	4-Jordan Lewis	2-Megan Abrams	2-Ariyah Copeland
vs. North Carolina	3/22/21	80-71	W	32-Jordan Lewis	12-Ariyah Copeland	8-Jordan Lewis	1-Jasmine Walker 1-Megan Abrams 1-Jordan Lewis 1-Hannah Barber	2-Ariyah Copeland
vs. Maryland	3/24/21	64-100	L	23-Jasmine Walker	7-Jasmine Walker 7-Ariyah Copeland	3-Hannah Barber	3-Taylor Sutton	1-Jasmine Walker



## 2020-21 STARTING LINEUPS

Opponent	Result	PG	G	G/F	F	F
Samford	W, 83-68	Lewis	Abrams	Benjamin	Walker	Copeland
Houston	W, 88-66	Lewis	Abrams	Benjamin	Walker	Copeland
USC Upstate	W, 98-59	Barber	Abrams	Gordan	Walker	Copeland
at Oklahoma State	W, 76-72	Barber	Abrams	Gordan	Walker	Copeland
Sam Houston State	Cancelled	N/A	N/A	N/A	N/A	N/A
at Mercer	W, 78-61	Lewis	Abrams	Barber	Walker	Copeland
Nicholls State	W, 86-46	Lewis	Abrams	Barber	Walker	Copeland
Southern Miss	Cancelled	N/A	N/A	N/A	N/A	N/A
at Memphis	W, 74-68	Lewis	Abrams	Barber	Walker	Copeland
Jacksonville	Cancelled	N/A	N/A	N/A	N/A	N/A
at Missouri	W, 74-59	Lewis	Abrams	Barber	Walker	Copeland
No. 5 South Carolina	L, 60-77	Lewis	Abrams	Barber	Walker	Copeland
LSU	W, 67-59	Lewis	Abrams	Barber	Walker	Copeland
at Vanderbilt	W, 80-56	Lewis	Abrams	Barber	Walker	Copeland
at No. 14 Miss. State	W, 86-78	Lewis	Abrams	Barber	Walker	Copeland
No. 23 Tennessee	L, 56-82	Lewis	Abrams	Barber	Walker	Copeland
Auburn	W, 67-55	Lewis	Abrams	Barber	Walker	Copeland
at No. 15 Kentucky	L, 68-81	Lewis	Abrams	Barber	Walker	Copeland
at No. 4 South Carolina	L, 63-87	Lewis	Abrams	Barber	Walker	Copeland
No. 25 Georgia	L, 76-83	Lewis	Abrams	Barber	Walker	Copeland
Ole Miss	L, 62-67	Lewis	Abrams	Barber	Walker	Copeland
at Auburn	W, 92-78	Lewis	Abrams	Barber	Walker	Copeland
at Florida	W, 77-70	Lewis	Abrams	Barber	Walker	Copeland
Mississippi State	W, 71-63	Lewis	Abrams	Barber	Walker	Copeland
No. 3 Texas A&M	L, 67-73 <sup>OT</sup>	Lewis	Abrams	Barber	Walker	Copeland
at No. 16 Arkansas	L, 76-94	Lewis	Abrams	Barber	Walker	Copeland
vs. Missouri	W, 82-74	Lewis	Abrams	Barber	Walker	Copeland
vs. No. 7 S. Carolina	L, 63-75	Lewis	Abrams	Barber	Walker	Copeland
vs. North Carolina	W, 80-71	Lewis	Abrams	Barber	Walker	Copeland
vs. Maryland	L, 64-100	Lewis	Abrams	Barber	Walker	Copeland

## ALBAMA'S RECORD WHEN...

At home.....	7-5
On the road.....	8-2
At neutral sites.....	2-2
In SEC games.....	8-8
SEC home games.....	3-5
SEC road games.....	5-8
In non-conference games.....	9-2
In overtime.....	0-1
<b>IN GAMES DECIDED BY...</b>	
5 points or less.....	1-1
6-10 points.....	7-2
11 points or more.....	9-6
Leading at the half.....	14-2
Trailing at the half.....	2-7
Tied at the half.....	1-0
Shooting 40% or better.....	16-5
Shooting less than 40%.....	1-4
Opp. better than 40%.....	6-9
Opp. 40% or less.....	11-0
Shooting better than opp.....	14-0
Shooting worse than opp.....	2-9
Shooting the same as opp.....	1-0
Outrebounding opp.....	12-2
Opp. outrebounds UA.....	5-7
Rebounds are tied.....	0-0
70% or better on FT.....	14-5
70% or less on FT.....	3-4
More FT att. than opp.....	15-5
Less FT att. than opp.....	1-3
Same FT att. as opp.....	1-1
40% or better on 3PT.....	8-1
Less than 40% on 3PT.....	9-8
More turnovers than opp.....	8-5
Less turnovers than opp.....	8-2
Same turnovers as opp.....	1-2
Scoring 80 or more points.....	9-0
Scoring 70-79 points.....	6-1
Scoring 60-69 points.....	2-7
Scoring 50-59 points.....	0-1
Scoring less than 50 points.....	0-0
Allowing 80 or more points.....	0-5
Allowing 70-79 points.....	6-3
Allowing 60-69 points.....	5-1
Allowing 50-59 points.....	5-0
Allowing less than 50 points.....	1-0
On Sunday.....	6-2
On Monday.....	1-1
On Tuesday.....	0-0
On Wednesday.....	3-1
On Thursday.....	5-4
On Friday.....	0-1
On Saturday.....	2-0
In November.....	2-0
In December.....	6-0
In January.....	4-4
In February.....	3-3
In March.....	2-2

INTRODUCTION

COACHES &amp; STAFF

FACILITIES

PLAYERS

RECORDS

HONOR &amp; AWARDS

TOURNAMENTS

HISTORY

THIS IS ALABAMA

## HEAD COACH KRISTY CURRY



**KRISTY CURRY**  
HEAD COACH  
NORTHEAST LOUISIANA, 1988

It did not take long to realize that Kristy Curry was just who Alabama needed to take over the reins as head coach of the women's basketball program. Since being formally introduced on May 16, 2013, Curry and her staff have established a culture that has helped the Crimson Tide make positive strides, both on and off the court, year after year. Beyond her commitment to the Capstone, in an effort to encourage positive growth in college women's basketball, Curry also serves as a mentor for the 2021-22 WBCA Coach to Coach Mentoring Program, which aims to bring coaches and staffs together during the basketball season to share ideas, confront challenges and learn from each other's experiences.

Each season under Curry, who has now coached at Alabama for eight seasons, has produced significant wins and new milestones. Overall, Alabama has won 133 games under Curry in her eight seasons in Tuscaloosa, bringing her overall coaching record to 442-267 (.623) in 22 seasons.

The Crimson Tide broke barriers in a unique 2020-21 season, earning its first bid to the NCAA Women's Basketball Tournament in more than two decades (1999). It marked Alabama's 11th all-time appearance at the Big Dance, while it marked Curry's first at the helm of the program and her 10th as a head coach overall – seven bids at Purdue and two bids at Texas Tech. The seventh-seeded Crimson Tide defeated 10th-seeded North Carolina (80-71) in the first round, paced by Jordan Lewis' 32 points, 11 rebounds and eight assists.

Despite operating within the confines of the COVID-19 pandemic, Alabama put together a 17-10 record in 2020-21, posting its fewest losses since going 24-10 in 1997-98. The Crimson Tide also won eight Southeastern Conference games for the second season in a row, a feat that hadn't been achieved since 1996-97 – 1997-98. Alabama got off to a hot start in league action after winning five of its first seven SEC games for the first time since 1997-98, including a ranked triumph at No. 14 Mississippi State on Jan. 14 (86-78). UA concluded the season ranked first in the league in free-throw percentage (75.4) and second in the league in 3-pointers (224) and 3-pointers per game (8.3).

Both Lewis and Jasmine Walker earned 2021 All-SEC Honors, the first time that the Tide has placed at least two on the All-SEC First and/or Second Teams in the same season since 1998. Lewis (Second Team) ended the season second in the conference in assists

(72), while Walker (First Team) ended the season as the only player ranked in the top six in the conference in both scoring (19.1) and rebounding (9.4).

To conclude a historic season for the Crimson Tide, Walker was selected as the seventh pick in the first round of the 2021 WNBA Draft by the Los Angeles Sparks. The standout forward became the first Alabama women's basketball player to be drafted since 2005, while she was just the second to go in the first round behind Tausha Mills. The 2021 WBCA Coaches' All-America Regional Finalist reset the single-game scoring record during the season, posting 41 points at Auburn on Feb. 14.

In 2019-20, Curry continued to push the program in the right direction after leading the team to an 18-12 record, with the 18 regular season wins being the most for an Alabama team since 1997-98. In SEC play, UA posted an 8-8 mark, which was the first time since 2001-02 that the Tide finished .500 in the league. The eight wins were also the most since 1997-98.

Alabama played its best basketball at the end of the year after winning four-straight conference games to close out the regular season. The four-game win streak was the longest SEC streak since 1998. During the win streak, Alabama made program history after defeating back-to-back top 15 opponents for the first time, when the squad downed No. 9 Mississippi State in Starkville, 66-64, on Feb. 23 and then followed up that performance with a double-digit victory against No. 12 Texas A&M, 76-63, on Feb. 27 in College Station. The victory over the Aggies was also the first in program history and earned the Tide eight votes in the March 4 USA Today Coaches Poll.

The Crimson Tide also swept the season series against in-state rival Auburn for the first time since 2002. Its 75-48 dismantling of the Tigers on Jan. 12 was the biggest margin of victory for Alabama in Auburn.

The Tide was in the mix for its first NCAA Tournament bid in 21 years before the COVID-19 pandemic cut the basketball season short. In addition to the success of the 2019-20 season, Curry became only the 10th coach ever to lead three different NCAA women's basketball programs to 100 wins after picking up her 100th victory at Alabama on Nov. 17 against Mercer.

Another historic feat was accomplished under Curry's tenure in 2019-20, when Lewis was named SEC Scholar-Athlete of the Year for the first time in

program history for her excellent performance on the court, in the classroom and in the community.

In 2018-19, Curry earned her 400th career victory after the Crimson Tide defeated Northwestern State 87-73 on Dec. 16. A month later, Curry and the Crimson Tide defeated No. 20 Tennessee, 86-65, on Jan. 17 for the fifth consecutive time, becoming only the eighth program in history to win five or more consecutive games against the Lady Vols and the only Southeastern Conference team to complete that feat. The 21-point win also marked the largest win over the Lady Vols in the two program's history. To close out the month of January, Alabama picked up its first win in Athens, Ga., since 1997 as the Tide downed the Lady Bulldogs, 58-53, on Jan. 27. The win snapped a 12-game road losing streak to Georgia.

In 2017-18, UA earned its first victory in program history in Knoxville against Tennessee and graduated its winningest senior class in 16 years in Quanetria Bolton, Hannah Cook, Alana da Silva, Coco Knight, Meoshonti Knight and Ashley Williams. This group, along with several other key role players, helped Alabama record back-to-back 20-win seasons for the first time since the late 90s. In addition, the team advanced to the quarterfinals of the Women's National Invitation Tournament in both 2017 and 2018 and made an appearance in the 2017 SEC Tournament quarterfinals, a first for the Tide in over a decade.

Three of Alabama's 2018 seniors – Cook, Meo Knight and Williams – joined the 1,000-point club, marking the first time in program history that Alabama has had three 1,000-point scorers on the same team. Cook finished her career eighth in the UA record books in scoring (1,468) while also ranking first in three-point field goal attempts (781) and fourth in makes (262). Williams also had a record-setting career, finishing her four years in the crimson and white fifth in rebounding (859) and ninth in scoring (1,450).

In 2016-17, Ashley Knight and Lewis were two of the most impactful freshmen in the league. Knight led the SEC in overall blocks, becoming the first Alabama student-athlete in history to do so, and set the Alabama single-season record with her 90 rejections. Lewis, who started every game at the point guard position, became the Tide's first Associated Press SEC Newcomer of the Year and was named SEC Freshman of the Week five times.

During the 2015-16 season, Curry guided Alabama to a win over women's basketball powerhouse Tennessee, which was the first since 1984, ending



# HEAD COACH KRISTY CURRY

a 42-game losing streak to the Lady Volunteers, and the first victory in the series in program history in Tuscaloosa. The Tide also made it back to the postseason after having been out for five consecutive years.

In 2014-15, Alabama reached double-digit wins in non-conference play for the first time since 2010, which included a victory over then 12th-ranked Nebraska.

Curry's inaugural season at the Capstone saw seven Southeastern Conference victories, marking the most since the 2001-02 season. Included in those wins was the first in Lexington against Kentucky since 2002, the first against Georgia since 2004, to snap a 23-game losing streak to the Lady Bulldogs, and the first in program history at Vanderbilt's Memorial Gym.

Attendance has also increased each year of Curry's tenure. While playing games at Foster Auditorium, her squads set new single-game attendance records each season, with the most recent on Jan. 17, 2016, when 3,732 were on hand for the Tide's win over Georgia.

Another area that has seen dramatic improvement is the team's involvement in community service. The program has taken part in several activities throughout local communities and established its Community Caravan. Alabama has visited and worked with several local organizations and groups such as Habitat for Humanity, DCH and the VA Hospitals, Alberta Head Start, Walk to End Alzheimer's, Hoops for Heart at Huntington Place Elementary School, Upward Basketball, MDA Lock-Up, playing games and serving dessert to the residents of Capstone Village Retirement Community, making gingerbread houses with the students of the CrossingPoints transition

program, Project Angel Tree and the program's annual 5th Grade Fastbreak. The team was recognized for its efforts during the athletic department's 2013-14 year-end banquet as the women's team with the most service hours throughout the year.

Curry also received a special honor of her own at the 2014 Women's Basketball Coaches' Association Convention in Nashville, Tenn., as she was awarded the Kay Yow Heart of a Coach Award, presented by the Fellowship of Christian Athletes. The award, established in 2008 to honor the late Kay Yow, recognizes a basketball coach who has coached according to Biblical principles, and to the heart, body and mind of the athlete.

Prior to arriving at The Capstone, Curry spent seven seasons at the helm of the Texas Tech Lady Raider basketball program where she compiled a record of 130-98 (570). She guided the Lady Raiders to a 21-11 record in 2012-13 and an appearance in the NCAA Tournament for the second time in three years.

In her final season in Lubbock, senior guards Monique Smalls, Casey Morris and Chynna Brown picked up All-Big 12 Conference Team honors in 2012-13, led by Brown as a first-team selection. Tech was the only Big 12 team to have all three starting backcourt members named to the all-conference team.

In addition to her time on the court, Curry has spent time off the court contributing on several national and regional committees. She currently is a member of the Women's Basketball Coaches Association, serving on the Defensive Player of the Year Award committee and is also a member of the

USA Today Sports Board of Coaches that votes on the NCAA Division I Top 25 Coaches Poll.

After establishing herself as one of the most successful women's basketball coaches in Purdue history, where she coached from 1999-2006, Curry took over the reins of the tradition-rich program at Texas Tech on March 30, 2006.

On Nov. 23, 2007, Curry added another milestone to her resume as she captured her 200th career win in a 78-56 victory over Kennesaw State. That 2007-08 season also saw the Lady Raiders return to postseason play, as they competed in the WNIT.

In her first stint as a head coach, Curry was hired at Purdue in April of 1999, becoming the first women's basketball coach in NCAA history to inherit a national championship-winning team. She led her first squad to four straight wins in the 1999-2000 season, extending Purdue's school-record win streak to 34 consecutive games, a mark that ranks sixth in NCAA history.

During her seven years at the helm of the Boilermakers, Curry compiled a record of 179-51 (.778) and was 86-26 (.768) in Big Ten Conference games. Curry's teams won two Big Ten regular-season (2001, '02) and three Big Ten Tournament (2000, '03, '04) championships. She also guided her teams to seven NCAA Tournament appearances, including the Final Four and championship game in 2001. Curry became only the second coach in NCAA history to guide her team to the NCAA championship game in her second year as a head coach.

In her fourth season at Purdue, Curry collected her 100th career coaching win with a 74-48 victory



INTRODUCTION

COACHES & STAFF

FACILITIES

PLAYERS

RECORDS

HONOR & AWARDS

TOURNAMENTS

HISTORY

THIS IS ALABAMA

# HEAD COACH KRISTY CURRY

against Indiana on Feb. 27, 2003. Curry needed only 126 games to reach that milestone, getting there faster than any coach in Purdue history. Curry also recorded her 100th victory quicker than coaching icons such as the late Pat Summitt of Tennessee, Geno Auriemma of Connecticut, Tara VanDerveer of Stanford and Jody Conradt of Texas.

Not only did Curry have successful teams, but she also had coached some very successful student-athletes in West Lafayette. Under Curry's leadership at Purdue, Katie Douglas became the third player in Big Ten history, and the first Purdue player, to earn two Kodak All-America honors (2000, 2001). Douglas was the 2000 and 2001 Big Ten Player of the Year and was named the 2001 Big Ten Female Athlete of the Year. A two-time All-Big Ten pick, Douglas is one of six Purdue players from the Curry era to earn first team all-conference honors. Lubbock native Erika Valek, a four-year starting point guard for the Boilermakers, capped her career by receiving the 2004 Frances Pomeroy Naismith Award as the nation's top player under 5-foot-8.

Curry began coaching in her home state of Louisiana, as she started at the prep level as a head coach at Weston (1988-90) and Mansfield (1990-91) high schools. From there, Curry quickly moved to the college ranks as an assistant at Tulane for two seasons (1991-93). She then spent a year at Stephen F. Austin (1993-94) before moving on to Texas A&M for the next two seasons (1994-96).

She later returned to the state of Louisiana to be an assistant coach at Louisiana Tech for Hall of Famer Leon Barmore, during three seasons from 1996-99. In 1996-97, Louisiana Tech went 31-4 and advanced to the NCAA Sweet 16. The Lady Techsters then posted

another 31-4 record in 1997-98 and finished as the NCAA runner-up. In Curry's final season in Ruston, Louisiana Tech went 30-3 and advanced to the NCAA Final Four.

Off the court, Curry has placed a high priority on giving back to the community. She has been heavily involved with several organizations, including: the American Cancer Society Coaches vs. Cancer, Joe Arrington Cancer Center, Junior League, of Lubbock, Salvation Army, South Plains Food Bank, Women's Protective Services, Komen for the Cure, Ronald McDonald House, UMC Children's Center, AMBUC's of Lubbock, Shoes for Orphan Souls, Toys for Tots, United Way, Girl Scouts and Habitat for Humanity.

A highly sought-after guest speaker, Curry was a keynote speaker for the Lubbock Avalanche-Journal's "A Time for Women" event and has been a spokeswoman for the Muscular Dystrophy Association's "Aisles of Smiles." Curry also has made personal appearances for numerous fundraising events and has recorded several public service announcements.

A native of Olla, La., Curry graduated from LaSalle High School and then went on to earn her bachelor of science degree in health and physical education at Northeast Louisiana in 1988. She earned a master's degree in education at Stephen F. Austin in 1994.

Curry and her husband Kelly have two daughters, Kelsey and Kendall.

## COACHING TREE

### Lindsay Bowen

Campbell University Assistant Coach

### Karyla Middlebrook

University of Kansas Assistant Coach

### Kristin (Drabyn) Wodrich

University of Indianapolis Head Coach

### Katie Gearlds

Purdue University Head Coach

### Katrina Merriweather

University of Memphis Head Coach

### Lindsay Wisdom-Hylton

Boston College Assistant Coach

### Lindsey Hicks

Virginia Tech Assistant Coach

### Bri Hutchen

George Washington Assistant Coach

### Carol Duncan McGregor

Grace College Assistant AD and Assistant Coach

### Alesha Robertson

San Angelo State Head Coach

### Brooke Stoehr

Louisiana Tech Head Coach

### Shereka Wright

University of Texas Arlington Head Coach

### Brooks Donald Williams

University of Louisiana Monroe Head Coach

*All have either played for or were on Krsity Curry's staff*



## CAREER HISTORY AND RESULTS

### UNIVERSITY OF ALABAMA, HEAD COACH, 2013-PRESENT

Year	Record	Pct.	SEC Record	Pct.	Postseason
2013-14	14-16	.467	7-9	.438	
2014-15	13-19	.406	2-14	.125	
2015-16	15-16	.484	4-12	.250	WNIT First Round
2016-17	22-14	.611	5-11	.313	WNIT Quarterfinals
2017-18	20-14	.588	7-9	.438	WNIT Quarterfinals
2018-19	14-17	.452	5-11	.313	
2019-20	18-12	.600	8-8	.500	N/A due to COVID-19
2020-21	17-10	.630	8-8	.500	NCAA Second Round
<b>Total (8)</b>	<b>133-118</b>	<b>.530</b>	<b>46-82</b>	<b>.360</b>	

### TEXAS TECH UNIVERSITY, HEAD COACH, 2006-13

Year	Record	Pct.	Big 12 Record	Pct.	Postseason
2006-07	15-16	.484	6-10	.375	
2007-08	17-16	.515	4-12	.250	WNIT Third Round
2008-09	16-15	.516	6-10	.375	
2009-10	18-15	.545	5-11	.313	WNIT Second Round
2010-11	22-11	.667	8-8	.500	NCAA First Round
2011-12	21-14	.600	6-12	.333	WNIT Third Round
2012-13	21-11	.656	11-7	.611	NCAA First Round
<b>Total (7)</b>	<b>130-98</b>	<b>.570</b>	<b>46-70</b>	<b>.397</b>	

### PURDUE UNIVERSITY, HEAD COACH, 1999-2006

Year	Record	Pct.	Big Ten Record	Pct.	Postseason
1999-00	23-8	.742	11-5	.688	NCAA Second Round
2000-01	31-7	.816	14-2	.875	NCAA Runner Up
2001-02	24-6	.800	13-3	.813	NCAA Second Round
2002-03	29-6	.829	12-4	.750	NCAA Elite Eight
2003-04	29-4	.879	14-2	.875	NCAA Sweet 16
2004-05	17-13	.567	9-7	.563	NCAA Second Round
2005-06	26-7	.788	13-3	.813	NCAA Sweet 16
<b>Total (7)</b>	<b>179-51</b>	<b>.778</b>	<b>86-26</b>	<b>.768</b>	
<b>CAREER (22)</b>	<b>442-267</b>	<b>.623</b>	<b>187-179</b>	<b>.511</b>	

## COACHING HIGHLIGHTS

- **OVER 400 CAREER WINS**
- **10 NCAA TOURNAMENT APPEARANCES**
- **ONE NCAA FINAL FOUR**
- **TWO NCAA ELITE EIGHTS**
- **FOUR NCAA SWEET 16S**
- **SIX WNIT APPEARANCES**
- **TWO BIG TEN REGULAR-SEASON TITLES**
- **11 20-WIN SEASONS**
- **1 OF 10 COACHES IN WOMEN'S BASKETBALL HISTORY TO HAVE 100+ WINS AT THREE DIFFERENT SCHOOLS**



## ||| ASSISTANT COACH KELLY CURRY




**KELLY CURRY**  
ASSISTANT COACH  
TEXAS A&M, 1990

Kelly Curry completed his eighth season with the Crimson Tide women's basketball team, working primarily with the perimeters, while also handling scheduling, recruiting and scouting.

In a unique 2020-21 season that brought scheduling challenges because of the ongoing COVID-19 pandemic, Curry helped coach the UA program to its first NCAA Women's Basketball Tournament appearance since 1999. In the process, the Crimson Tide recorded a 17-10 record, including its second straight 8-8 mark in the Southeastern Conference. The back-to-back eight league wins marked the first time the Tide achieved that feat since 1996-97 – 1997-98. Working primarily with the guards, including 2021 All-SEC Second Team selection Jordan Lewis, the club averaged 74.6 points per game (fourth in the league and the program's best average since 1998-99), shooting 43.6 percent from the field and 36.1 percent from long range (fourth in the league). Meanwhile, Alabama led the SEC in assists per game, dishing out 15.2 each contest.

The 2019-20 season was the most successful in Curry's tenure as the team's offensive coordinator as the Tide put up 71.7 points per contest which is the most for an Alabama team since 2001-02. The squad also shot at a 33.9 clip from beyond the arc which was the sixth-highest percentage in program history and the highest percentage since the 01-02 campaign. In addition, Curry's scheduling had the Tide in the mix



for its first NCAA Tournament bid in 21 years before the COVID-19 pandemic cut the basketball season short, after ending the 2019-20 campaign with the 43-toughest schedule in the country. Curry is also the position coach for the guards on the team which includes Jordan Lewis who led the team in points (13.1) and assists (3.9).

In 2018-19, Curry played a pivotal role in the Tide becoming the first SEC team in history to complete a five-game winning streak over Tennessee as the Crimson Tide downed the 20th-ranked Lady Vols, 86-65, on Jan. 17, 2019. Working with the perimeter players, Curry saw success in first-year standout Cierra Johnson who led the team with 14.7 points (14th in SEC) and 3.1 assists (15th in SEC) per game.

Curry helped Alabama to back-to-back 20-win seasons in 2016-17 and 2017-18, to go along with a pair of Women's National Invitation Tournament quarterfinal appearances. In 2017-18, the Tide picked up its first win in program history in Knoxville against the Tennessee Lady Volunteers and boasted three 1,000-point scorers in Hannah Cook, Meoshonti Knight and Ashley Williams for the first time.

In 2016-17, Alabama collected 22 wins, which was the most since the 1997-98 season and, in addition to reaching the quarterfinals of the WNIT, the Tide also advanced to the quarterfinal round of the Southeastern Conference Tournament for the first time since 2005.

Under his watch, point guard Jordan Lewis was named 2017 SEC Newcomer of the Year by the Associated Press after earning a spot on the SEC All-Freshman Team and being named SEC Freshman of the Week five times. She finished the season ranked fifth in the league in assists per game and 19th in minutes played, the highest of any freshman in those categories. Additionally, Cook ranked No. 1 in every three-point category in the SEC, including percentage, makes, makes per game and attempts.

Curry helped guide Alabama back to the postseason for the first time in five years to cap off the 2015-16 season. The Tide also snapped a 42-game losing streak to women's basketball powerhouse Tennessee, marking the program's first victory over the Lady Volunteers since 1984.

In 2014-15, Alabama collected double-digit wins in non-conference play for the first time since 2010 and had several finish in the final Southeastern Conference rankings, including Ashley Williams, who

led the conference in field goal percentage for the entire season.

In his first season with the program, Alabama won seven SEC games marking the most since the 2001-02 season. Included in those victories was the first in Lexington against Kentucky since 2002, the first against Georgia since 2004 snapping a 23-game losing streak to the Lady Bulldogs, and the first in program history at Vanderbilt's Memorial Gym. Overall, the Tide won 14 games, playing one of the most difficult schedules in the nation.

That year, Williams became the first Alabama player in three seasons to be named to the SEC All-Freshman Team. The two-time SEC Freshman of the Week and member of the Cavalier Classic All-Tournament Team, Williams finished as the only freshman in the SEC to rank in the top 20 in scoring and top 15 in rebounding against league opponents. She came in at No. 17 in scoring, averaging 13.8 points, and No. 14 in rebounding with 6.9 boards per contest.

Curry came to Tuscaloosa after serving in the same position at Texas Tech from 2006-13. Throughout his tenure, the Lady Raiders made five postseason appearances and had three 20-plus win seasons.

Prior to his seven-year stint in Lubbock, Curry spent seven seasons at Purdue, where he also coached the post players and was heavily involved in recruiting and scheduling. The Boilermakers advanced to the NCAA Tournament in each of those years, making the national championship game in 2001. In addition, Purdue won three Big Ten Tournament Championships (2000, 03, 04) and two Big Ten regular season titles (2001, 02).

Curry began his coaching career at Louisiana Tech in 1998, where he spent one season on the sidelines under Hall of Famer Leon Barmore. That year, the Lady Techsters posted a 30-3 record and reached the NCAA Final Four.

Curry graduated from Texas A&M with a degree in business administration management in 1990 and received his teaching certification in 1993 from Stephen F. Austin.

Curry and his wife Kristy have two daughters, Kelsey and Kendall.



# ASSISTANT COACH JANESE CONSTANTINE



**SECOND** **JANESE CONSTANTINE**  
ASSISTANT COACH  
WISCONSIN, 2008

Janese Constantine joined the Alabama women's basketball program on June 12, 2020 as an assistant coach after spending the previous four seasons at Indiana, also as an assistant coach.

Constantine came to the Crimson Tide at an exciting time for the program, while she made an immediate impact in her first season. In 2020-21, she helped guide the Tide to their first NCAA Women's Basketball Tournament in more than two decades (1999), while the club finished the season with a 17-10 record, including making an 8-8 dent in the Southeastern Conference. Working primarily with the post players in her inaugural season, she helped coach the third leading scorer (14.4 ppg) and second leading rebounder (8.6 rpg) on the team in Ariyah Copeland. The forward concluded her season leading the conference and ranking fourth in the nation in field-goal percentage (61.1) on 157-of-257 shooting.

During Constantine's time as an assistant and coaching the guards at IU, the Hoosiers reached new heights as the 2019-20 season was no different with the team finishing with program records in overall wins (24), Big Ten victories (13), securing the No. 4 seed in the Big Ten Tournament for the second time in her tenure and making the Big Ten Tournament semifinals for the first time since 2006.

Indiana spent all 20 weeks of the season ranked in the Associated Press top 25, including reaching



a program record ranking of No. 12. It marked the program's fourth-straight 20-win season as the team was a lock for an at-large bid in the NCAA Tournament before the Coronavirus pandemic canceled the remainder of the season. IU also made history in the 2019 Paradise Jam where the Hoosiers upset then No. 5/6 South Carolina in the program's first top five non-conference victory in school history.

Constantine was also instrumental in recruiting for the Hoosiers, most recently with the Class of 2023 which featured a pair of five-star commitments and a No. 18 overall ranking in the country according to ESPN. The class also ranked 12th in the nation and fourth overall in the Big Ten according to the Collegiate Girls Basketball Report and third in the Big Ten by All Star Girls Report.

Since Constantine joined the staff in 2016-17, six Hoosier guards have been named to All-Big Ten teams, most recently with the first team selections of Ali Patberg and Grace Berger – the first duo to earn first team honors for the first time since 1986 and just the third time in program history. Berger and Patberg would also go on to be the first pair of All-Americans for the program in the same year since 1989 as each earned 2019-20 WBCA All-American Honorable Mention honors.

In 2018, Constantine helped guide the Hoosiers to the WNIT Championship with an overall record of 23-14, while in 2016-17 Indianapolis, Ind. native assisted in the Hoosiers' historic season during her first year by advancing to the WNIT quarterfinals and a then program-record 23 wins. It marked the first time in school history that IU has posted back-to-back 20-win seasons and the first back-to-back winning seasons since 2007-08 and 2008-09. During that year, Indiana also set single season program records for points scored (2,547), points per game (74.9) and assists (564). Constantine was also instrumental in development of guards Alexis Gassion (All-Big Ten honorable mention, All-Defensive team) and Tyra Buss (WBCA All-American honorable mention, All-Big Ten first team).

Before coming to IU, Constantine spent the previous two seasons as an assistant and post players coach at IUPUI, where she helped lead the Jaguars to a 21-win season in 2015-16, the third highest win total in a single year in program history and the second highest number of wins for the school in Division I history.

Prior to IUPUI, Constantine spent two seasons as an assistant and coached the point guards at Milwaukee after serving as a graduate assistant at Auburn in 2011-12.

A standout player at Ben Davis High School, Constantine was named Gatorade Player of the Year, an Indiana All-Star and an All-State selection in 2004.

Constantine played collegiately in the Big Ten at Wisconsin (2005-08) where she finished her career averaging 12.8 points, 5.3 rebounds and 2.7 assists per game during her four seasons. She was a three-time All-Big Ten selection and off the court earned Academic All-Big Ten recognition three times. Banks ended her career as one of 10 players in Badgers history to eclipse 1,500 career points.

After college, Constantine played professionally in Ukraine, Switzerland and Iceland. Following three years in professional basketball, she spent the 2010-11 season as a volunteer coach at Ben Davis.

Janese and her husband Paul, who is a coach on the Alabama football strength and conditioning staff, are the proud parents of their sons. PJ and Anthony (Ace).



INTRODUCTION

COACHES & STAFF

FACILITIES

PLAYERS

RECORDS

HONOR & AWARDS

TOURNAMENTS

HISTORY

THIS IS ALABAMA

## ||| ASSISTANT COACH ROMAN TUBNER



FIRST

### ROMAN TUBNER

ASSISTANT COACH

CENTENARY COLLEGE, 2011

The University of Alabama women's basketball program hired Roman Tubner as an assistant coach and recruiting coordinator, it was announced by head coach Kristy Curry Tuesday, Aug. 31, 2021.

"We are so excited to welcome Roman, his wife Kyndra and their daughter Skylar to our Alabama family," said Curry. "I have observed Roman's ability to build relationships and his relentless work ethic to develop into one of the best, young, impact recruiters and coaches in our game. His passion and knowledge of the game as both a player and an assistant coach of 10 years will allow him to be a difference maker with our young ladies in the classroom, on the court and in the community. Roman will also bring a special passion, loyalty and energy to our program being a product of Montgomery, Alabama, and coming home to coach at the Capstone."

Tubner brings a wealth of experience to the Crimson Tide, serving as a women's basketball assistant coach for the last 10 years. Before his arrival in Tuscaloosa, he spent the 2020-21 season as an assistant coach at Ball State, where he helped guide the Cardinals to a 14-11 record and a 12-8 mark in the Mid-American Conference. There, Tubner worked primarily with the point guards, including All-MAC Honorable Mention Sydney Freeman.

Prior to his stint at Ball State, Tubner spent the 2019-20 campaign as an assistant coach at the



University of North Carolina Wilmington (UNCW). While on the Seahawks' staff, Tubner recruited 2021 All-Colonial Athletic Association Sixth Player of the Year ZaNautica Downs and worked with three student-athletes who garnered All-CAA honors, including the 2020 CAA Scholar-Athlete of the Year Lacey Suggs.

Before that, Tubner spent the 2018-19 season at Indiana State University as an assistant coach and recruiting coordinator, where he was named to the Women's Basketball Coaches Association (WBCA) 30 under 30 list. The award recognizes 30 up-and-coming women's basketball coaches, aged 30-and-under, at all levels of the game for their exemplified involvement in community service, mentorship and impact on others, professional manner and attitude, and professional association involvement. In Tubner's lone season in Terre Haute, the Sycamores averaged 62.3 points per game, the team's highest scoring output in five years. He also helped ISU coordinate one of the top recruiting classes in the Missouri Valley Conference.

Tubner also saw stints at Austin Peay State University (2017-18) and Arkansas Tech University (2014-17). He helped the Governors produce a 16-14 record for the program's most wins in a decade. Tubner worked primarily with Austin Peay's post players, including Brianne Alexander who earned All-Ohio Valley Conference First Team honors. In his three seasons as the lone assistant coach at Arkansas Tech, the Golden Suns produced a 73-19 ledger, a pair of conference championships and three NCAA Division II Tournament appearances.

A 2011 graduate of Centenary College where he was a two-year starter and team captain, Tubner began his coaching career as a graduate assistant at the University of Arkansas at Monticello before being promoted to assistant coach. He helped UAM to a 21-win campaign in 2011-12 and helped mentor three NCAA Division II All-American selections.

Tubner earned his bachelor's in psychology at Centenary, before graduating from UAM with master's in physical education and coaching.







**SIXTH** **BRIAN JOHNSON**  
DIRECTOR OF OPERATIONS  
TENNESSEE, 2016

Brian Johnson completed fifth season at Alabama and third as the director of operations following the 2020-21 season. He previously had two years of experience on the staff, serving as the coordinator of player development, recruiting and video operations.

Johnson came to Tuscaloosa after having spent four years as a manager for the Tennessee Lady Volunteers women's basketball team. While in Knoxville, Johnson assisted in several areas of the program including operations, video and graphics. From the operations side, he helped coordinate team travel, practices, summer camps and male practice players. Johnson also spent time with the video coordinator filming practice, making highlight videos, preparing scouting reports and uploading game footage for film exchange. In addition, he gained experience with creating graphics for social media and recruiting.

Johnson completed his Bachelor of Science in education with a concentration in recreation and sport management and a minor in business administration from the University of Tennessee in 2016. He recently finished his Master of Science in human environmental sciences with an emphasis in sports business management in August 2018 from The University of Alabama.

Brian is married to the former Shelley Liebetrau. The couple married in August 2021.



**FIRST** **MATT WISE**  
DIRECTOR OF VIDEO, CREATIVE CONTENT  
PENNSYLVANIA, 2011

Wise brings more than a decade of experience at the collegiate level to Alabama, both as a student-athlete and a professional. Most recently, he served as a men's basketball assistant coach at East Tennessee State (2020-21). There, he helped guide the Buccaneers to a winning record, including an 8-7 mark in the Southern Conference, before reaching the semifinal game in the league's tournament in March.

Before that, Wise served as a men's basketball assistant coach at the University of Wyoming (2019-20), his second stint in Laramie.

Prior to his second stop at Wyoming, he spent the 2018-19 season as the men's basketball assistant coach at Little Rock. In his one season there, Wise played an integral role in coaching guard Rayjon Tucker to All-Sun Belt honors after averaging 20.3 points per game, which ranked fourth in the conference. Tucker became just the fifth player in program history to eclipse the 600-point threshold with 610 points, while he also ranked fourth in points per game.

In Wise's first stop at Wyoming, he served as the men's basketball assistant director of player development (2013-18). During that time, he saw the Cowboys make three postseason appearances, which included a Mountain West Conference tournament title and a NCAA Tournament berth in 2014-15, following a 25-win campaign. The 25 wins were the most by a Wyoming team since winning 26 in 1988, while it marked the Cowboys' first NCAA Tournament appearance since 2002. Under Wise's watch, Wyoming won 20 straight non-conference home games between 2015-17, resulting in the second-longest win streak in program history.

Before his first stop at Wyoming, Wise spent two seasons as a men's basketball graduate assistant at the University of Florida.

Wise was a four-year letterwinner at Transylvania University (2007-11), where he earned his bachelor's degree in business administration. There, he guided the Pioneers to an appearance in the 2009 NCAA Division III Tournament after winning the Heartland Collegiate Athletic Conference Tournament Championship. In 2013, he graduated with a master's degree in sport management from Florida.

He and his wife Katie have two children, Addy and Jack. Matt is the son of Mark Wise, a college basketball broadcaster, and Mary Wise, head volleyball coach at UF.



**FIRST** **ASHLEIGH BEAVER**  
STRENGTH & CONDITIONING  
ARMSTRONG ATLANTIC STATE, 2009

Ashleigh Beaver joined the Alabama women's basketball program on May 3, 2021 after serving five years as the head sports performance coach for Duke women's basketball.

Coach Ashleigh's main responsibilities at Duke were to implement and oversee all avenues of athletic development including, but not limited to, strength development, change of speed and direction, biomechanical assessment, individualized programming and maximal recovery designed for each athlete.

Prior to her time at Duke, she served a three-year stint at Army West Point as an assistant strength and conditioning coach. Before that, she held an internship at Duke in 2013 working with Olympic sports and at Dayton in 2010 working with men's and women's basketball.

Coach Ashleigh graduated from Armstrong Atlantic State University in 2009 with a Bachelor of Science degree and in 2012 with a Master's in Sports Medicine. She is currently certified through the National Strength and Conditioning Association as a Certified Strength and Conditioning Specialist. She also obtained her ISSA Sports Nutrition Certification in 2019.

# ||| SUPPORT STAFF




**ASHLEIGH BEAVER**

Strength and Conditioning



**JUSTIN BRANT**

Crimson Tide Productions



**SARAH CAMPBELL**

Student Manager



**JACOB CATRETT**

Student Manager



**MICHAEL CHADWICK**

Building Manager



**TYLER CRENSHAW**

Event Technology



**BROOKE FOGARTY**

Student Manager



**KENT GIDLEY**

Photography



**TIFFINI GRIMES**

Sport Administrator



**STEVE GUGLIUCCI**

Ticket Office



**ARNIE GUIN**

Player Development



**BRENT HOLLINGSWORTH**

Crimson Tide Productions



**ROGER HOOVER**

Crimson Tide Sports Network



**JOSH KIDD**

Information Technology



**TATYANA LOFTON**

Graduate Assistant



**DARAH MCINTURF**

Athletic Trainer



**TYLER MCNAMARA**

Marketing



**CAMI MOORE**

Communications



**DAVID NEDAR**

Event Management



**VICKEY PLANT**

Administrative Secretary



**BRITTANY PRICE**

Academics



**ALEXIS SCHOENER**

Student Manager



**DR. E. RAY STEWART**

Team Physician



**GARRETT WALKER**

Equipment

Alabama women's basketball returned to Coleman Coliseum during the 2016-17 season after playing primarily at Foster Auditorium following the building's renovation in 2011.

"One of the first things I talked about in my introductory press conference when we arrived three years ago was building our fan base," said women's basketball head coach Kristy Curry. "We've worked really hard at that both on the court and in the community, and in turn, those fans have provided us with one of the most incredible and electric home-court atmospheres anywhere. Foster Auditorium is such a special place, and we have enjoyed calling it our home since day one. We will continue to work out of and practice in Foster, but we are thrilled that the interest and excitement around the program has made for a move back to Coleman Coliseum."

Women's basketball played 35 games in Foster from 1975-81, splitting time between Foster Auditorium and the main floor of Coleman Coliseum, until permanently moving to Coleman Coliseum from 1981-2011. Following the completion of the renovation, women's basketball played its final three home games of the 2010-11 season in Foster before its first complete season in the building during the 2011-12 campaign. All but four of its home games, which includes two season-opening doubleheaders with men's basketball and a pair of 5th Grade Fastbreak games, were played at Foster Auditorium from 2011-16.

## COLEMAN COLISEUM

Opened on Jan. 30, 1968, and originally named Memorial Coliseum, Coleman Coliseum has served as the home court of the Alabama basketball team for 43 years.

One of college basketball's finest facilities then and now, the multi-purpose arena was ahead of its time when originally constructed at a cost of \$4.2 million. The building occupies two acres of land with the roof reaching 90 feet above the playing surface and almost 100,000 square feet of space in the main seating area.

The arena was re-dedicated in 1988 as Coleman Coliseum in honor of Jeff Coleman, a long-time Crimson Tide historian, business manager for athletics and alumni director that served on the committee that oversaw construction and planning of the Coliseum.

The coliseum houses a number of athletic department offices, the ticket and Tide Pride offices, a club level room (the Crimson Tide Room), a President's reception area (the C.M. Newton Room), an auxiliary gymnasium, an equipment room, weight rooms, steam bath, training room, food service areas, photo studios and locker room facilities for staff and athletes.

## FOSTER AUDITORIUM

Originally built in 1939, Foster Auditorium was named in 1942 for Richard Clarke Foster, president of The University of Alabama from 1937-41. It was the largest and most expensive of 14 buildings added to campus between 1936 and 1939 using funds from the Public Works Administration.

In its original capacity, Foster served as home for intramural sports, graduations, concerts, lectures and campus meetings. It also served as the home of several varsity athletic programs over the years, including men's basketball from 1939-68, women's volleyball from 1974-81, 1989-95 and 2011-present, women's basketball, which played selected games in Foster, from 1975-81, and gymnastics from 1975-84.



Coleman Coliseum



Coleman Coliseum



Foster Auditorium



**AHRIAHNA GRIZZLE**

JUNIOR

#0 | GUARD | 5-9

TORONTO, CANADA  
BILL CROTHERS SECONDARY SCHOOL

### CAREER HIGHLIGHTS

- 2021 SEC Academic Honor Roll
- 2020 SEC First-Year Academic Honor Roll

### 2020-21

- Added three points, two assists and a steal in a career-high 11 minutes vs. USC Upstate (12/2)
- Knocked down her first pair of free throws at Alabama in the win over Nicholls (12/16)

### 2019-20

- Appeared in seven games
- Saw her first career action against Mercer (11/17)
- Scored her first points of her Alabama career with four points against SE Louisiana (12/29)
- Knocked down her first career three-pointer against Vanderbilt (1/26)



**MEGAN ABRAMS**

SENIOR

#1 | GUARD | 5-9

LAFAYETTE, LA.  
LAFAYETTE CHRISTIAN ACADEMY

### CAREER HIGHLIGHTS

- 2021-22 SEC Women's Basketball Leadership Council representative
- 2021 SEC Academic Honor Roll
- 2020 SEC Academic Honor Roll
- 2019 SEC First-Year Honor Roll
- Started the last 69 consecutive games for Alabama

### 2020-21

- Scored nine points and added six rebounds, two assists and a steal in the season opener against Samford (11/25)
- Chipped in eight points, six rebounds, four assists and one steal versus Houston (11/29)
- Did a little bit of everything in the win over USC Upstate, finishing with 15 points, seven rebounds, five assists and two steals (12/2)
- Added 16 points, six assists and eight rebounds in an on-the-road win over Oklahoma State (12/5)
- Hauled in a career-best nine rebounds at Missouri (12/31)
- Chipped in 12 points, two rebounds and an assist in the win over LSU (1/7)
- Had a fourth quarter to remember in Starkville, going 5-for-5 from the floor to score 11 of her 18 points in the final frame in addition to two steals to help the Tide beat No. 14 Mississippi State (1/14)
- Contributed double-figure points for the fourth time in SEC play this season with 12 against Ole Miss (2/11)
- Had an all-around solid game at Florida, collecting a career-high five steals, tying her career best in rebounds with nine while adding eight points and three assists (2/18)
- Continued to add stats in several categories in the win over Mississippi State, finishing with nine points, a career-high seven assists and six rebounds (2/21)

### 2019-20

- Played and started in all 30 games
- Averaged 7.0 points, 2.5 rebounds and 1.8 assists
- Led the team with a 75.3 free throw percentage (minimum 50 attempts)
- Third on the squad in assists with 55
- Shot 40.7 percent (74-of-182) from the floor
- Chipped in nine points to go along with a career-high five assists in the win over Mercer (11/17)
- Dropped a career-high 21 points (9-of-15 shooting) for her first 20-point game of her career against UNC (12/15)
- Poured in 13 points to go along with five rebounds in the victory versus SE Louisiana (12/29)
- Added 10 points in the loss vs. No. 4/5 South Carolina (1/5)
- Chipped in 11 points to go along with a career-high seven rebounds in the loss against No. 15 Texas A&M (1/23)
- Had 11 points in the blow out win over Vanderbilt (1/26)
- Scored eight points, including the game-winning tip-in at the buzzer to defeat No. 9 Mississippi State on the road (2/23)
- Contributed 11 points in the win over Missouri (3/1)

### 2018-19

- Played in 29 games including starting the last 18 contests
- Scored in double-figures four times in the 2018-19 season
- Seventh among SEC freshmen in free throw percentage (83.3 percent)
- Third on the team in assists with 41
- Poured in a career-high 19 points (7-of-11 shooting) in the loss against Tulsa (12/1)
- Added eight points and three assists in the win over then-No. 20 Tennessee (1/17)
- Put in 11 points and three assists in the loss at Florida (2/7)
- Played a career-high 37 minutes and scored 16 points on 6-of-9 shooting in the loss to then-No. 17 Kentucky (2/11)
- Added 10 points in the road victory over Vanderbilt (2/21)



**JAMYA MINGO-YOUNG**

JUNIOR

#2 | GUARD | 5-8

BOGALUSA, LA.  
MISSISSIPPI STATE

**2019-20 (MISSISSIPPI STATE)**

- Ranked third on the team in assists (48) and steals (28)
- Posted four double-digit scoring efforts on the season
- Scored four of her 10 points in overtime at Auburn (Feb. 20, 2020), while adding five rebounds and two steals
- Came off the bench to record 14 points on 6-of-10 shooting, three rebounds and two steals in 19 minutes of action at No. 1 South Carolina (Jan. 20, 2020)
- Dropped seven points, four rebounds, four assists and four steals in 30 minutes of action off the bench against No. 3 Stanford (Nov. 30, 2019)



**TAYLOR SUTTON**

SENIOR

#4 | GUARD | 5-4

ATLANTA, GA.  
MIDDLE TENNESSEE

**2020-21 (MISSISSIPPI STATE)**

- Averaged 5.6 ppg, 3.9 rpg, 3.0 apg and 1.2 spg
- Started 11 contests for the Bulldogs
- Recorded a positive assist/turnover ratio in 14 games and finished five contests with five or more assists, while she ranked sixth in the SEC and 87th in the country in assist/turnover ratio (1.84)
- Was second on the team in assists (57) and third in steals (22)
- Led the team in assists seven times, steals six times, rebounding three times and blocks three times
- Posted an all-around performance at Florida (Jan. 7, 2021), finishing with six points, four rebounds, a career-high tying four steals, two assists and one block
- Recorded 12 points, six boards and two steals vs. Kentucky (Jan. 3, 2021)
- Posted a career-high nine assists to go along with seven points, seven rebounds, three steals and two blocks against Troy (Dec. 14, 2020)
- Continued to stuff the stat sheet by posting a career-high 18 points, eight boards, five assists and two steals vs. New Orleans (Dec. 2., 2020)
- Earned the second start of her career and finished with 13 points, a career-high nine rebounds, five assists and two steals in State's win against Jackson State (Nov. 29, 2020)

**CAREER HIGHLIGHTS**

- 2019 Conference USA Freshman of the Year
- 2019 Conference USA All-Freshman Team
- USBWA National Freshman of the Week (12/11/18)
- 2018 Lady Rebel Roundup MVP

**2020-21**

- Became eligible on Dec. 1 after granting a waiver from the NCAA after transferring
- In her first game in the crimson and white, scored 15 points, all from three-point range, dished out three assists and grabbed one steal (12/2)
- Had a career-high two steals in the first road game win of the season over Oklahoma State (12/5)
- Knocked down a three and had a pair of assists in the win at No. 14 Mississippi State (1/14)
- Chipped in a three-pointer, an assist and a steal in nine minutes off the bench in the win at Auburn (2/14)
- Saw the most minutes in an SEC game in the win over Mississippi State where she played 15 minutes and contributed three points, two assists and a rebound (2/21)

INTRODUCTION

COACHES & STAFF

FACILITIES

PLAYERS

RECORDS

HONOR & AWARDS

TOURNAMENTS

HISTORY

THIS IS ALABAMA

## ||| PLAYER PROFILES

### 2019-20 (MIDDLE TENNESSEE)

- Tenth on MT single-season 3-point field goals made list with 75
- Ninth on MT career 3-point FG% list with a .353 mark (140-of-397)
- Surpassed the 500-point mark for career in 44th game at Belmont
- 45th nationally for 3-point field goals made (76)
- Ranked 50th nationally and third in C-USA for 3-pointers per game (2.5)
- Has connected for three-plus 3-pointers in 27 career games, including 15 this season
- Poured in career-high seven 3-pointers to lead comeback win at Tulane. Five of the seven 3s came during the second half, connecting for three in the final four minutes as MT overcame two 16-point deficits
- Led MT with four 3-pointers at East Carolina
- Career high for points (27), field goals (9) and steals (4) in win vs. Auburn at the Gulf Coast Showcase. Connected on 6-of-12 3-point attempts
- Game-high 20 points in perfect shooting game vs. Lipscomb, going 7-of-7 from the field, including 4-of-4 from 3-point range and 2-of-2 at the FT line
- Career-high eight rebounds at Marshall
- Tied career high with four steals vs. Florida Atlantic
- Game-high 25 points on 10-of-17 shooting at Southern Miss. The 10 field goals are a career high
- 35-plus minutes in 21 games, including four with 40

### 2018-19 (MIDDLE TENNESSEE)

- C-USA Commissioner's Honor Roll (3.0-3.74 GPA)
- C-USA Freshman of the Year
- All-Freshman Team
- First true freshman to start the season opener at point guard for MT since Shanice Cason (2011) when she started vs. Vanderbilt (11/9/18)
- Started all but one game (Senior Night)
- 20 double-figure scoring games, including 11 vs. C-USA foes
- Averaged 13.3 ppg and 2.75 apg during C-USA Championships
- Netted 17 points on 6-of-12 shooting vs. UAB in C-USA semis (3/15/19)
- 15 points on 6-of-8 shooting vs. IUPUI in WNIT Round 1
- USBWA National Freshman of the Week (12/11)
- 4-time C-USA Freshman of the Week: 11/26, 12/10, 1/14, 1/21
- Scored nine points in 20 minutes in college debut against Vanderbilt
- Game-high 18 points on 6-of-6 shooting from 3-point range against Furman (11/11/18)
- Career highs for assists (4) and minutes (21) against Miss. Valley
- MVP of the UNLV Lady Rebel Roundup after averaging 19.5 points and knocking

down seven 3-pointers to lead MT to the title

- During tourney established career highs for points (22), field goals made (8), free throws made (3), rebounds (3) and steals (3)
- Established career high for points (25) & FTs (7) in comeback win at Troy. Scored 14 of the 25 in decisive fourth quarter, including eight in the final 2:59
- Provided 15 points in win against Southern Miss
- Only two turnovers in 57 minutes of action vs. Southern Miss and LA Tech
- Poured in 19 at ODU, which is a C-USA high for Sutton



**HANNAH BARBER**  
#5 | GUARD | 5-6  
HOMEWOOD, ALA.  
HOMEWOOD HS

### CAREER HIGHLIGHTS

- No. 26 in the nation and No. 2 in the SEC in assist/turnover ratio (2.69)
- 2021 SEC Academic Honor Roll
- 2020 SEC Academic Honor Roll
- 2019 SEC First-Year Academic Honor Roll

### 2020-21

- Had a career-high six rebounds in addition to eight points and four assists in the season opener against Samford (11/25)
- Handed out eight assists against USC Upstate (12/2)
- Career-high finish in an on-the-road win against Oklahoma State with 22 points, including 6-for-6 from the free throw line in the final 25 seconds of the game (12/5)
- Recorded the first block of her career and took two huge charges late in the fourth to help seal the victory against LSU (1/7)
- Added 12 points and a game-best six assists while playing all 40 minutes in the win at No. 14 Mississippi State (1/14)
- Dished out a career-high 11 assists in addition to nine points and two steals in the road win at Auburn (2/14)
- Drew five charges in addition to eight points, three rebounds, three assists and a steal at Florida (2/18)
- Contributed five points, six assists and two rebounds in the home win over Mississippi State (2/21)

## 2019-20

- Played in all 30 games, while averaging 7.8 minutes per contest
- Shot 14-of-26 (53.8 percent) from beyond the arc
- Poured in a career-high 12 points, while shooting 4-of-6 from three and dishing out five assists in the win over Mercer (11/17)

## 2018-19

- Played in 30 of the Tide's 31 games, including starting six contests
- Fourth on the team in assists with 40
- Led the team in assists in six games
- Earned her first career start against Clemson (11/19) and totaled a game-high and career-high seven assists in the win



**GRADUATE** **ALLIA CRAIG CRUCE**  
 #12 | FORWARD | 6-1  
 KILLEN, ALA.  
 LAUDERDALE COUNTY HS

## CAREER HIGHLIGHTS

- 2021 SEC Academic Honor Roll
- 2020 SEC Academic Honor Roll
- 2019 SEC First-Year Academic Honor Roll

## 2020-21

- Chipped in five points, four rebounds, one assist and one block in the season opener against Samford (11/25)
- Added eight points, eight rebounds, three assists and two steals in the win over USC Upstate (12/2)
- Contributed one assist and three points in the first road game win of the season over Oklahoma State (12/5)
- Collected a career-best four steals in the win over Nicholls (12/16)
- Played a productive 11 minutes, scoring eight points while not missing a field goal or free throw attempt in addition to four rebounds, one steal and a block at Vanderbilt (1/10)
- Had one of her best outings in an SEC game in the road victory at Auburn, scoring eight points and adding three rebounds and an assist (2/14)

## 2019-20

- Played in 15 games in her second year with the program
- Shot 55 percent (11-of-20) from the floor and 100 percent (4-of-4) from the free throw for the season
- Saw her first action of the season and put in nine points and three rebounds in the victory vs. Mercer (11/17)
- Tied her season-high with nine points and five rebounds against Vanderbilt (1/26)

## 2018-19

- Played in all 31 games and started one game for the Tide
- Scored in double-figures in two games
- Finished ninth among SEC freshmen in FT% (70.8 percent)
- Added 12 points (6-of-8 from the free throw line) and six rebounds in her Alabama debut versus SE Louisiana (11/7)
- Contributed nine points off the bench while shooting 3-of-4 from the floor to go along with two rebounds in the win over SMU (11/15)
- Had 10 points, three rebounds and two steals in her first career start versus Louisiana Tech (12/2)

INTRODUCTION

COACHES & STAFF

FACILITIES

**PLAYERS**

RECORDS

HONOR & AWARDS

TOURNAMENTS

HISTORY

THIS IS ALABAMA



**SOPHOMORE**  
**MYRA GORDON**  
 #15 | GUARD | 6-0  
 FORT WORTH, TEXAS  
 L.D. BELL HS

### CAREER HIGHLIGHTS

- SEC Freshman of the Week (1/12)

### 2020-21

- Made her collegiate debut in the season opener against Samford (11/25)
- Scored the first basket of her Alabama career in the win over Houston (11/29)
- Made the first start of her career against USC Upstate and finished with eight points, five rebounds, two assists and a steal (12/2)
- Had her first block of her career along with two assists, one steal and three points in the first road game win of the season against Oklahoma State (12/5)
- Scored the first three-pointer of her Alabama career in the win over LSU (1/7)
- Saw the most playing time to date in an SEC game with 22 minutes at Vanderbilt, finishing with six points, three rebounds and a block (1/10)
- Finished +7 at Kentucky, adding four points, two rebounds and two assists in her 11 minutes at No. 15 Kentucky (1/28)

### PREP HIGHLIGHTS

- Scored 2,405 career points at L.D. Bell, which is the second most in school history behind her sister, Alexis
- 2020 McDonald's All-American nominee
- Named District MVP her junior and senior seasons
- 2018, 2019 and 2020 TGCA All-State
- 2019 and 2020 TABC All-State
- 2019 Fort Worth Star-Telegram Player of the Year
- 2019 Dallas Morning News First Team; second team in 2020
- 2018 and 2020 Star-Telegram First Team
- 2019 and 2020 Academic All-State
- Academic all-district all four years
- Set the school record in single-season points scored after totaling 925 points her junior season
- Averaged 27.3 points per game her junior year, which was also a school record
- Set a school record with 53 points in a game in her sophomore campaign
- Tabbed the district offensive player of the year in her sophomore season
- Named first team all district her freshman year
- Four star recruit according to ESPNW
- Ranked No. 100 overall in the 2020 class on ESPNW 100
- Invited to USA Basketball U17 Trials during sophomore year
- Played AAU with Proskills under coach Earl Rooks

### PERSONAL INFORMATION

- Born on November 12, 2001
- Daughter of Myron and Kim Gordon
- Mom and dad both played basketball at TCU
- Has one sister, Alexis and one brother, Myron
- Sister, Alexis, currently plays at Texas Tech after transferring from UConn
- Majoring in communications with a minor in sports media



**SENIOR**  
**BRITTANY DAVIS**  
 #23 | GUARD | 5-9  
 MANCHESTER, Ga.  
 GULF COAST STATE COLLEGE

### ACCOLADES

- SEC Player of the Week (12/17/19)
- College Sports Madness National Player of the Week (12/16/19)
- NCAA Starting Five (12/18/19)

### 2019-20

- Played in all 30 games
- Averaged 6.6 points and 2.0 rebounds per game
- Third on the team in three-point makes with 32
- Added 13 points including going 3-of-6 from beyond the three-point line in her first career game against Hampton (11/6)
- Put in 12 points on 5-of-8 shooting in the win vs. Mercer (11/17)
- Dropped in 12 points, including going 3-of-6 from beyond the arc against Iowa State (12/5)
- Knocked down three shots from behind the three-point line on her way to 11 points off the bench vs. Colgate (12/8)
- Poured in a career-high 23 points (10-of-12 shooting) to go along with a career-best five rebounds in the win over UNC (12/15)
- Knocked in a career-best four three-pointers (4-of-6) and four steals on her way to 15 points in the win against Vanderbilt (1/26)
- Chipped in 12 points off the bench in the win over Auburn (2/9)
- Added 14 points on 6-of-7 shooting to go along with five rebounds in the SEC Tournament loss to Georgia (3/5)



## 2018-19 (GULF COAST STATE COLLEGE)

- Won the 2019 NJCAA National Championship with Gulf Coast State College
- Pan Handle Freshman of the Year
- NJCAA All-Tournament Team
- Led the Gulf Coast State with 16 points in the National Championship Game
- Finished No. 15 in the nation with 83 three-point makes in 2018-19
- Averaged 16.4 points and 4.4 rebounds per game

## PREP HIGHLIGHTS

- Averaged 32 points and 11 rebounds per game in her senior year at Greenville High School in Greenville, Ga.
- Led Greenville to its first State Championship in history in 2018
- Also played softball for two years and volleyball for three years in high school

## PERSONAL INFORMATION

- Born November 11, 1999 in LaGrange, Ga.
- Daughter of Vex and Latonya Farley
- Has three brothers, Cameron Farley, Kingston Reeves and Jumanne Brawner
- Has one sister, Ashley Farley
- Majoring in education



**GRAD STUDENT** **JADA RICE**  
 #31 | CENTER | 6-4  
 SUWANNEE, Ga.  
 COLLINS HILL HS

## 2020-21 (NC STATE)

- Played in 13 games, averaging 1.7 points and 1.8 rebounds in 6.4 minutes per outing
- Earned first career start in the Pack's home victory over Virginia Tech (Jan. 24, 2021), reporting two points and two rebounds
- Grabbed a career-high six boards, blocked three shots and scored two points in just 11 minutes against Coastal Carolina (Dec. 6, 2020)
- Scored a career-high tying four points against NC Central (Nov. 19, 2020), adding three rebounds, one block and one steal in just eight minutes of action
- Knocked down a pair of shots in the third quarter of the Pack's season opener against North Florida (Nov. 25, 2020)

## 2019-20 (NC STATE)

- Redshirted the season

## 2018-19 (AT NC STATE)

- ACC Academic Honor Roll
- Played 22 games during her freshman season, averaging 3.4 minutes, 0.8 rpg, and 0.2 ppg
- Made her first career appearance in the season-opening win over Belmont (Nov. 7, 2018)
- Scored her first career point in a Dec. 2, 2018 win over Old Dominion
- Scored a season-high two points in a Dec. 5, 2018 win over Hampton
- Collected a season-high four rebounds in a Dec. 21, 2018 win at Chattanooga
- Played a season-high 12 minutes in a Feb. 21, 2019 ACC win over Wake Forest

## PREP HIGHLIGHTS

- Ranked No. 57 overall and the No. 12 center in the class of 2018, according to Prospects Nation
- As a senior (2017-18), she played in 26 games, scoring 6.9 points per game, grabbing 7.2 rebounds per game and blocking 2.2 shots per game
- Played an important role for a Collins Hill team that posted a strong 25-5 record during her junior season (2016-17) en route to making the final four of the 2017 Georgia 7A High School State Championship

## PERSONAL INFORMATION

- Born on July 31, 1999
- Served as the marketing and communications chair for NC State's Student-Athlete Advisory Committee during the 2020-21 school year



**JUNIOR**  
**NIA DANIEL**  
 #32 | GUARD | 5-10  
 HARRISBURG, N.C.  
 GULF COAST STATE COLLEGE

### 2020-21 (GULF COAST STATE COLLEGE)


- Named a 2020-21 NJCAA Division I All-America First Team selection
- Played and started in 23 games
- Averaged a team-high 22.7 points per game on 45.2 percent shooting and 39.7 from long range, while also grabbing a team-best 7.2 rebounds per game

### 2019-20 (NORTH CAROLINA)

- Came off the bench to play in 25 games
- Averaged 10.7 minutes per appearance, with 2.8 points and 1.0 rebounds per game
- Scored a season-high eight points against Yale (Dec. 28, 2019) and at Wake Forest (Feb. 23, 2020)
- Prep Highlights
- Three-star guard, according to espnW
- Battle of the Boro MVP in Summer 2018
- Three-time team captain and four-time letterwinner at Hickory Ridge
- Two-time Cabarrus County and Southwestern 4A Conference Player of the Year (2017-18, 2018-19)
- As a senior (2018-19), she averaged 21.3 ppg, 7.9 rpg and 3.2 spg, while she was named the 2018-19 Charlotte Observer Player of the Year and first-team all-state selection
- As a junior (2017-18), she averaged 15 ppg and 6 rpg, leading Hickory Ridge to third round of 4A state playoffs, while she was also named the SW4A Conference Championship Game MVP the same season
- Hickory Ridge was state title runner-up in her sophomore season (2016-17) when she averaged 14.4 points and 5.4 rebounds

### PERSONAL INFORMATION

- Born May 11, 2001
- Full name is Zhania Daniel
- Daughter of Dwayne and Charmaine Daniel
- Her father played basketball at Niagara University and then professionally overseas
- Has two older siblings, her sister Brijea Daniel and her brother Dakoda Daniel



**SOPHOMORE**  
**KHYLA WADE-WARREN**  
 #33 | FORWARD | 6-2  
 SELMER, TENN.  
 TEXAS TECH

### 2020-21 (TEXAS TECH)

- Played in 24 games for the Raiders, earning two starts in conference action
- Combined for 66 points, 47 rebounds, 14 blocks, seven assists and three steals on the season, while making 49 percent of her shots from the field on 27-of-55 shooting
- Produced four games with two or more blocks, while she led Texas Tech in blocks three times as a freshman
- Wade-Warren also grabbed five or more rebounds in three games during the season
- Against Southern (Dec. 12, 2021), she scored a career-high tying 10 points, including going a perfect 4-of-4 from the line, adding three rebounds
- Had an impressive showing in the first game of her collegiate career, scoring 10 points on 4-of-8 shooting, adding six rebounds and a block against UTRGV (Nov. 25, 2020)

### PREP HIGHLIGHTS

- Multiple-time all-district, all-tournament, all-region and all-state selection in Tennessee
- Averaged 23.9 ppg, 6.7 rpg and 1.7 bpg her senior year (2019-20)
- Named a finalist for Tennessee's Class AA Miss Basketball and earned all-state honors as a senior
- As a junior (2018-19), Wade-Warren broke the school's single-game scoring record with 37 points and averaged 18.4 ppg, 6.4 rpg and 2.0 bpg that season
- Helped lead the Bobcats to a district title as a sophomore (2017-18), turning in a triple-double in the championship game

**PERSONAL INFORMATION**

- Born October 22, 2001
- Her parents are Jermaine Warren and Misty Reece, and she has five brothers and sisters
- Majoring in business with a minor in interior design, and hopes to start her own business
- Off the court, she is involved in her church choir and a summer outreach program
- Her hobbies include being creative artistically and relaxing with family and friends



**FRESHMAN** **TAYLOR CULLINAN**  
 #45 | FORWARD | 6-3  
 DALLAS, Ga.  
 NORTH PAULDING HS

**PREP HIGHLIGHTS**

- Varsity starter all four years at North Paulding High School
- 2021 Paulding County School District Girls Basketball Player of the Year
- Averaged 15.2 ppg, 12.3 rpg, 3.1 bpg, 3.3 apg and 1.5 spg her senior season (2020-21)
- The first 1,000-point scorer in NPHS history
- The first player to eclipse 750 rebounds in NPHS history
- All-county selection all four years
- As a junior (2019-20), Cullinan was named All-County Player of the Year and an all-region selection
- Led the Wolfpack to a school-record 19 wins her junior year and hit the game-winning shot in double overtime to send NPHS to its first Sweet 16 appearance in state championship history
- As a sophomore (2018-19), she was named second team all-region and Co-Offensive Player of the Year

**PERSONAL INFORMATION**

- Born December 27, 2002
- Member of the National Honor Society
- Played volleyball in high school, too, where she was the lead blocker

INTRODUCTION

COACHES & STAFF

FACILITIES

**PLAYERS**

RECORDS

HONOR & AWARDS

TOURNAMENTS

HISTORY

THIS IS ALABAMA

# RECORDS

## YEAR-BY-YEAR TEAM STATISTICS

Season	G	FG-FGA	FG%	3FG-FGA	3FG%	FT-FTA	FT%	REB	Avg	PF-FO	A	TO	BL	S	Pts	Avg
1974-75	25	722-2,066	.349	0-0	.000	294-521	.564	941	37.6	606-0	0	0	0	0	1,738	69.5
1975-76	22	664-1,530	.434	0-0	.000	261-499	.523	920	41.8	402-0	375	547	0	265	1,589	72.2
1976-77	28	881-2,145	.411	0-0	.000	347-581	.597	1,245	44.5	664-0	332	638	0	254	2,109	75.3
1977-78	31	931-2,145	.434	0-0	.000	343-569	.603	1,328	42.8	605-0	424	792	0	0	2,205	71.1
1978-79	26	752-1,684	.447	0-0	.000	468-681	.687	1,098	42.2	531-0	166	458	48	170	1,972	75.8
1979-80	27	760-1,767	.430	0-0	.000	426-599	.711	1,045	38.7	572-0	365	517	89	223	1,946	72.1
1980-81	33	1,031-2,330	.442	0-0	.000	427-634	.674	1,300	39.4	563-20	636	555	107	305	2,489	75.4
1981-82	28	829-1,799	.461	0-0	.000	305-485	.629	1,111	39.7	431-8	428	451	62	215	1,963	70.1
1982-83	29	818-1,896	.431	0-0	.000	401-628	.639	1,198	41.3	537-0	351	471	76	233	2,037	70.2
1983-84	32	1,056-2,208	.478	0-0	.000	342-537	.637	1,371	42.8	649-0	521	555	98	348	2,454	76.7
1984-85	28	880-1,826	.482	0-0	.000	386-595	.649	1,144	40.9	530-17	420	578	68	305	2,146	76.6
1985-86	29	914-1,874	.488	0-0	.000	417-596	.700	1,101	38.0	515-14	495	497	46	270	2,245	77.4
1986-87	29	897-1,903	.471	0-0	.000	462-744	.621	1,168	40.3	621-17	437	532	53	337	2,256	77.8
1987-88	28	849-1,828	.464	40-141	.284	411-651	.631	1,129	40.3	597-16	434	614	61	344	2,149	76.8
1988-89	29	836-1,875	.446	38-117	.325	417-629	.663	1,316	45.4	612-14	391	618	47	226	2,127	73.3
1989-90	28	711-1,858	.383	104-324	.321	393-606	.649	1,276	45.6	516-15	516	307	58	80	1,919	68.5
1990-91	29	761-1,755	.434	97-281	.345	550-803	.685	1,224	42.2	561-15	450	580	60	276	2,169	74.8
1991-92	30	942-2,235	.421	248-765	.324	505-724	.698	1,399	46.6	666-13	500	573	51	406	2,637	87.9
1992-93	31	970-2,232	.435	237-696	.341	511-736	.694	1,393	44.9	645-11	546	590	92	411	2,688	86.7
1993-94	33	1,032-2,343	.440	223-691	.323	553-831	.665	1,622	49.2	717-19	597	598	135	356	2,840	86.1
1994-95	31	934-2,228	.419	226-688	.328	500-705	.709	1,471	47.5	575-15	518	522	103	285	2,594	83.7
1995-96	32	922-2,103	.438	179-524	.342	478-757	.631	1,422	44.4	558-7	508	477	100	305	2,501	78.2
1996-97	32	890-2,137	.416	175-580	.302	555-824	.674	1,551	48.5	587-10	484	511	121	318	2,510	78.4
1997-98	34	948-2,100	.451	198-552	.359	503-752	.669	1,415	41.6	618-11	560	542	144	257	2,597	76.4
1998-99	31	837-1,916	.437	164-489	.335	565-821	.688	1,350	43.5	627-7	442	586	122	265	2,403	77.5
1999-00	29	720-1,711	.421	122-417	.293	404-637	.634	1,196	41.2	550-13	346	560	111	227	1,966	67.8
2000-01	31	698-1,673	.417	148-448	.330	446-678	.658	1,155	37.3	610-23	409	590	102	188	1,990	64.2
2001-02	31	809-1,750	.462	191-476	.401	475-702	.677	1,196	38.6	620-17	381	591	71	228	2,284	73.7
2002-03	28	644-1,642	.392	179-536	.334	298-437	.682	1,095	39.1	525-12	322	468	88	145	1,765	63.0
2003-04	28	683-1,688	.405	169-529	.320	323-496	.651	1,150	41.1	500-9	312	468	82	184	1,858	66.4
2004-05	29	676-1,754	.385	156-470	.332	432-651	.664	1,189	41.0	590-15	300	499	114	206	1,940	66.9
2005-06	28	599-1,465	.409	94-323	.291	404-643	.628	1,114	39.8	508-9	304	628	95	211	1,696	60.6
2006-07	30	668-1,651	.405	151-488	.309	317-468	.677	1,142	38.1	594-9	371	736	65	313	1,804	60.1
2007-08	30	620-1,588	.390	98-342	.287	308-496	.621	1,141	38.0	566-13	341	778	115	265	1,646	54.9
2008-09	30	714-1,899	.376	149-566	.263	327-494	.662	1,228	40.9	546-9	400	529	105	207	1,904	63.5
2009-10	30	738-1,862	.396	128-438	.292	317-516	.614	1,214	40.5	614-18	388	572	87	227	1,921	64.0
2010-11	33	795-2,108	.377	137-465	.295	452-709	.638	1,278	38.7	667-17	375	551	95	353	2,179	66.0
2011-12	31	659-1,843	.358	103-400	.258	419-655	.640	1,208	39.0	581-13	292	561	84	284	1,840	59.4
2012-13	31	724-2,134	.339	171-667	.256	394-632	.623	1,229	39.6	567-10	352	490	115	334	2,013	64.9
2013-14	30	694-1,782	.389	174-545	.319	382-604	.632	1,140	38.0	525-7	341	479	91	222	1,944	64.8
2014-15	32	655-1,733	.378	136-537	.253	463-735	.630	1,205	37.7	552-13	352	594	107	277	1,909	59.7
2015-16	31	697-1,770	.394	151-543	.278	430-615	.699	1,157	37.3	541-12	335	513	147	298	1,975	63.7
2016-17	36	863-2,139	.403	190-623	.305	537-817	.657	1,487	41.3	568-11	468	590	157	275	2,453	68.1
2017-18	34	791-1,984	.382	156-536	.291	567-779	.728	1,358	39.9	546-6	403	515	135	285	2,305	67.8
2018-19	31	708-1,788	.396	186-600	.310	372-541	.688	1,214	39.2	498-7	359	554	95	213	1,974	63.7
2019-20	30	765-1,768	.433	205-604	.339	415-588	.706	1,167	38.9	483-6	376	448	115	183	2,150	71.7
2020-21	27	700-1,605	.436	224-621	.361	390-517	.754	1,019	37.7	372-5	410	366	65	143	2,014	74.6

## TEAM SCORING RECORDS

### POINTS IN A SEASON

Season	GM	Avg	Points
1. 1993-94	33	86.1	2,840
2. 1992-93	31	86.7	2,688
3. 1991-92	30	87.9	2,637
4. 1997-98	34	76.4	2,597
5. 1994-95	31	78.2	2,594
6. 1996-97	32	78.4	2,510
7. 1995-96	32	78.2	2,501
8. 1980-81	33	75.4	2,489
9. 1983-84	32	76.7	2,454
10. 1998-99	31	77.5	2,403

### POINTS IN A GAME

Date/Opponent	Points
1. Feb. 25, 1993 vs. Oral Roberts	122-52
2. March 18, 1995 vs. Duke	121-120 <sup>40T</sup>
3. Dec. 29, 1994 vs. UNC-Asheville	119-46
Jan. 12, 1994 at Troy	119-43
5. Nov. 29, 1991 vs. ULM	118-86
6. Dec. 18, 1992 vs. Grambling State	117-51
7. Dec. 20, 2014 vs. Troy	113-105 <sup>OT</sup>
8. Jan. 13, 1992 at Appalachian State	114-90
9. Dec. 15, 1992 vs. Austin Peay	111-79
Nov. 17, 2019 vs. Mercer	111-56

### LARGEST MARGIN OF VICTORY

#### VS. ALL OPPONENTS

Date	Opponent	Score	Margin
Jan. 12, 1994	at Troy	119-43	+76
Dec. 29, 1994	vs. UNC-Asheville	119-46	+73
Feb. 25, 1993	Oral Roberts	122-52	+70
Dec. 3, 1993	Coppin State	98-31	+67
Dec. 18, 1992	Grambling State	117-51	+66
Dec. 29, 1983	at Queens College	113-47	+66
Nov. 30, 1990	Tuskegee	106-41	+65
Nov. 29, 1988	Tennessee State	107-43	+64
Nov. 22, 2015	Mississippi Valley State	98-35	+63
Jan. 31, 1996	Alabama State	105-42	+63
Dec. 2, 1997	Samford	104-43	+61
Jan. 17, 1976	Tuskegee	101-40	+61
Dec. 27, 1983	vs. Xavier	102-42	+60

### MOST POINTS SCORED

Quarter	41, vs. Mercer, second quarter (Nov. 17, 2019)
Half	68 vs. Mississippi Valley State, second half (Feb. 24, 1992)
Game	122 vs. Oral Roberts (Feb. 25, 1993)
By Opponent - Regulation	110 by Tennessee (Jan. 6, 2011)
	110 by Mississippi State (Jan. 15, 1977)
By Opponent - Overtime	120 by Duke - 40Ts (March 18, 1995)
Combined - Regulation	204 (118-86) vs. ULM (Nov. 29, 1991)
	204 (103-101) vs. Florida (Jan. 4, 1992)
	204 (114-90) vs. Appalachian State (Jan. 13, 1992)
Combined - Overtime	241 (121-120) vs. Duke - 40Ts (March 18, 1995)
Home	122 vs. Oral Roberts (Feb. 25, 1993)
Away	119 vs. Troy (Jan. 12, 1994)
Season	2,840 in 33 games (1993-94)
Largest Margin of Victory	76 (119-43) at Troy (Jan. 12, 1994)
Highest Scoring Average in a Season	87.9 over 30 games (1991-92)

### FEWEST POINTS SCORED

Quarter	3, at Arkansas, second quarter (Jan. 25, 2017)
Half	11, vs. Arkansas, first half (Jan. 31, 2020)
Game	34 vs. South Carolina (Feb. 9, 2003)
	34 vs. LSU (Jan. 11, 2009)
By Opponent	21 by Georgia State (Dec. 21, 1990)
Combined	82 (48-34) vs. South Carolina (Feb. 9, 2003)
Home	34 vs. South Carolina (Feb. 9, 2003)
Away	34 vs. LSU (Jan. 11, 2009)
Season	1,589 in 22 games (1975-76)
Loss Margin	65 (45-110) at Tennessee (Jan. 6, 2011)
Lowest Scoring Average in a Season	54.9 over 30 games (2007-08)

#### VS. SEC OPPONENTS

Date	Opponent	Score	Margin
Feb. 9, 1997	South Carolina	87-38	+49
Feb. 21, 1999	Vanderbilt	102-59	+43
Feb. 6, 1997	Arkansas	102-61	+41
Jan. 13, 1996	Mississippi State	97-64	+33
Jan. 31, 1995	at LSU	90-60	+30

## INDIVIDUAL SCORING RECORDS

### CAREER LEADERS

#### POINTS

Name	Seasons	GM	Avg	Pts
1. Dominique Canty	1996-99	127	18.1	2,294
2. Niesa Johnson	1992-95	125	17.1	2,134
3. Carol Smith	1982-86	116	17.3	2,018
4. Yolanda Watkins	1993-97	125	14.2	1,778
5. Terri Hillard	1980-84	122	13.4	1,606
6. Tierney Jenkins	2008-11	122	12.6	1,535
7. Betsy Harris	1990-94	123	12.3	1,519
8. Hannah Cook	2014-18	133	11.0	1,468
9. Jordan Lewis	2016-21	130	12.2	1,581
10. Ashley Williams	2013-18	130	11.2	1,450

#### SCORING AVERAGE (MIN. OF 50 GAMES)

Name	Seasons	GM	Pts	Avg
1. Shalonda Enis	1995-97	64	1,309	20.5
2. Cassandra Crumpton	1982-84	59	1,073	18.2
3. Dominique Canty	1995-99	127	2,294	18.1
Linda Burgess	1990-92	59	1,069	18.1
5. Carol Smith	1982-86	116	2,018	17.3
6. Niesa Johnson	1992-95	125	2,134	17.1
7. Yolanda Watkins	1993-97	125	1,778	14.2
8. Terri Hillard	1980-84	122	1,606	13.4
9. Tierney Jenkins	2008-11	122	1,535	12.6
Tracey Rutledge	1985-88	85	1,069	12.6

### SINGLE-SEASON LEADERS

#### POINTS

Name	Season	GM	Avg	Pts
1. Shalonda Enis	1995-96	32	23.9	766
2. Dominique Canty	1997-98	34	21.5	732
3. Niesa Johnson	1994-95	31	21.1	653
4. Dominique Canty	1998-99	31	19.7	612
5. Linda Burgess	1991-92	30	20.3	610
6. Terri Hillard	1981-82	28	20.3	569
7. Carol Smith	1985-86	29	19.4	564
8. Jasmine Walker	2020-21			
8. Cassandra Crumpton	1983-84	32	17.5	559
9. Shalonda Enis	1996-97	32	17.0	543
10. Cassandra Crumpton	1982-83	29	18.3	532

### SCORING AVERAGE

Name	Season	GM	Pts	Avg
1. Shalonda Enis	1995-96	32	766	23.9
2. Dominique Canty	1997-98	34	732	21.5
3. Niesa Johnson	1994-95	31	653	21.1
4. Linda Burgess	1991-92	30	610	20.3
Terri Hillard	1981-82	28	569	20.3
6. Dominique Canty	1998-99	31	612	19.7
7. Julie Ellis	1974-75	25	490	19.6
8. Carol Smith	1985-86	29	561	19.4
9. Jasmine Walker	2020-21	27	516	19.1
10. Cassandra Crumpton	1982-83	29	532	18.3

### GAME LEADERS

#### POINTS

Name	Date/Opponent	Points
1. Jasmine Walker	Feb. 14, 2021 vs. Auburn	41
2. Amy Lannom	Jan. 4, 1992 vs. Florida	38
3. Daisha Simmons	Dec. 20, 2013 vs. Troy	37
Linda Burgess	Dec. 2, 1991 vs. Loyola-Chicago	37
5. Shalonda Enis	Nov. 29, 1995 vs. East Tennessee State	35
6. Shafontaye Myers	Dec. 20, 2013 vs. Troy	34
Shalonda Enis	Dec. 17, 1995 vs. Georgia	34
Linda Burgess	Jan. 7, 1991 vs. UAB	34
Cassandra Crumpton	Jan. 22, 1983 vs. LSU	34
10. Varisia Raffington	Nov. 28, 2009 vs. CSU Bakersfield	33
LaToya Thomas	Feb. 7, 2002 vs. Mississippi State	33
Dominique Canty	Jan. 31, 1999 vs. Tennessee	33
Shalonda Enis	Jan. 28, 1996 vs. Tennessee	33
Yolanda Watkins	March 18, 1995 vs. Duke	33
Niesa Johnson	Jan. 3, 1995 vs. East Tennessee State	33
Carol Smith	Nov. 22, 1985 vs. Tennessee State	33
Terri Hillard	Jan. 6, 1982 vs. Mississippi State	33

## INDIVIDUAL SCORING RECORDS

### YEAR-BY-YEAR SCORING LEADERS

Year	Name	Class.	Pos.	Games	Points	Avg.
1974-75	Julie Ellis	Jr.	F	25	490	19.6
1975-76	Julie Ellis	Sr.	F	22	332	15.1
1976-77	Ledeane Hutton	Fr.	G	27	300	11.1
1977-78	Sandra Murray	So.	C/F	31	437	14.1
1978-79	Anne Cale	So.	C	24	344	14.3
1979-80	Glenda Boss	Jr.	F	20	268	13.4
1980-81	Leslie Payne	Sr.	C	33	410	12.4
1981-82	Terri Hillard	So.	G/F	28	569	20.3
1982-83	Cassandra Crumpton	Jr.	F	29	532	18.3
1983-84	Cassandra Crumpton	Sr.	F	32	559	17.5
1984-85	Carol Smith	Jr.	C	28	491	17.5
1985-86	Carol Smith	Sr.	C	29	564	19.5
1986-87	Cynthia McDougle	Jr.	F	29	467	16.1
1987-88	Tracey Rutledge	Jr.	G	28	407	14.5
1988-89	Laura Heard	Jr.	F	27	324	12.0
1989-90	Laura Heard	Sr.	F	20	246	12.3
1990-91	Linda Burgess	Jr.	F	29	459	15.8
1991-92	Linda Burgess	Sr.	F	30	610	20.3
1992-93	Niesa Johnson	So.	G	31	499	16.1
1993-94	Yolanda Watkins	So.	F/C	33	496	15.0
	Niesa Johnson	Jr.	G	33	494	15.0
1994-95	Niesa Johnson	Sr.	G	31	653	21.1
1995-96	Shalonda Enis	Jr.	F/C	32	766	23.9
1996-97	Shalonda Enis	Sr.	F/C	32	543	17.0
1997-98	Dominique Canty	Jr.	G	34	732	21.5
1998-99	Dominique Canty	Sr.	G	31	612	19.7
1999-00	Shondra Johnson	So.	G	27	344	12.7
2000-01	Shondra Johnson	Jr.	G	27	361	13.4
2001-02	Shondra Johnson	Sr.	G	30	445	14.8
2002-03	Beth Vice	Sr.	G	28	349	12.5
2003-04	Monique Bivens	Jr.	G	28	402	14.4
2004-05	Monique Bivens	Sr.	G	29	350	12.1
2005-06	Navonda Moore	Jr.	G	27	338	12.5
2006-07	Navonda Moore	Sr.	G	29	395	13.6
2007-08	Tierney Jenkins	Fr.	F	30	354	11.8
2008-09	Tierney Jenkins	So.	F	30	333	11.1
2009-10	Tierney Jenkins	Jr.	F	29	337	11.6
2010-11	Tierney Jenkins	Sr.	F	33	511	15.5
2011-12	Jasmine Robinson	So.	G	31	353	11.4
2012-13	Daisha Simmons	So.	G	30	384	12.4
2013-14	Shafontaye Myers	Sr.	G	29	426	14.7
2014-15	Ashley Williams	So.	F	31	425	13.7
2015-16	Hannah Cook	So.	G	31	372	12.0
2016-17	Hannah Cook	Jr.	G	36	413	11.5
2017-18	Hannah Cook	Sr.	G	34	402	11.8
2018-19	Cierra Johnson	Jr.	G	31	457	14.7

2019-20	Jordan Lewis	R-Jr.	G	30	394	13.1
2020-21	Jasmine Walker	Sr.	F	30	516	19.1

### MOST POINTS IN A SEASON BY CLASS

Freshman: 488 - Niesa Johnson (1991-92)

Sophomore: 569 - Terri Hillard (1981-82)

Junior: 766 - Shalonda Enis (1995-96)

Senior: 653 - Niesa Johnson (1994-95)

### MOST POINTS IN A GAME BY CLASS

Freshman: 34 - Linda Burgess at UAB (Jan. 7, 1991)

Sophomore: 30 - Ericka Russell vs. Georgia (March 4, 2010)

30 - Michelle Smith vs. Tennessee State (Nov. 29, 1988)

Junior: 37 - Daisha Simmons vs. Troy (Dec. 20, 2013)

Senior: 41 - Jasmine Walker vs. Auburn (Feb. 14, 2021)

## FIELD GOAL RECORDS

### TEAM RECORDS

#### FIELD GOALS MADE

Game: 51 vs. Queens College (Dec. 29, 1983)

Season: 1,056 (1983-84)

#### FIELD GOALS ATTEMPTED

Game: 114 vs. Duke (March 18, 1995)

Season: 2,343 (1993-94)

#### FIELD GOAL PERCENTAGE

Game: .672 (37-55) vs. UAH (Jan. 9, 1986)

Season: .488; 914-1874 (1985-86)

### CAREER LEADERS

#### FIELD GOALS MADE

Name	Seasons	GM	FGA	FGM
1. Dominique Canty	1995-99	127	1,628	828
Carol Smith	1982-86	116	1,498	828
3. Niesa Johnson	1991-95	125	1,775	716
4. Yolanda Watkins	1992-97	125	1,459	688
5. Terri Hillard	1980-84	122	1,442	662
6. Tierney Jenkins	2008-11	122	1,336	592
7. Cynthia McDougale	1984-89	113	1,034	532
8. Laura Vaughn	1987-91	113	1,273	518
9. Leslie Payne	1977-81	108	1,065	517
10. Ashley Williams	2013-18	130	1,036	514

#### FIELD GOALS ATTEMPTED

Name	Seasons	GM	FGM	FGA
1. Niesa Johnson	1991-95	125	716	1,775
2. Dominique Canty	1995-99	127	828	1,628
3. Carol Smith	1982-86	116	828	1,498
4. Yolanda Watkins	1992-97	125	688	1,459
5. Terri Hillard	1980-84	122	662	1,442
6. Tierney Jenkins	2008-11	122	592	1,336
7. Jordan Lewis	2016-21	130	471	1,291
8. Hannah Cook	2014-18	133	472	1,289
9. Laura Vaughn	1987-91	113	518	1,273
10. Betsy Harris	1990-94	123	494	1,243

#### FIELD GOAL PERCENTAGE (MIN. 300 ATT.)

Name	Seasons	FGM	FGA	Pct
1. Ashley Knight	2016-20	259	460	.563
2. DeeDee Davis	1983-87	283	509	.556
3. Carol Smith	1982-86	828	1,498	.553
4. Linda Burgess	1990-92	438	802	.546
5. Laura Heard	1986-90	402	750	.536
6. Stacey Franklin	1988-92	200	374	.535
Ariyah Copeland	2017-21	231	432	.535
8. Gwen Hackett	1975-77	203	385	.527

9. LaNisha Cartwell	1998-02	419	810	.517
10. Justina Smith	1983-84	166	322	.516

### SINGLE-SEASON LEADERS

#### FIELD GOALS MADE

Name	Season	GM	FGA	FGM
1. Shalonda Enis	1995-96	32	629	296
2. Dominique Canty	1997-98	34	506	262
3. Cassandra Crumpton	1983-84	32	515	256
4. Linda Burgess	1991-92	30	445	252
5. Terri Hillard	1981-82	28	467	237
6. Carol Smith	1985-86	29	414	231
7. Cassandra Crumpton	1982-83	29	510	227
8. Carol Smith	1983-84	30	393	217
Julie Ellis	1974-75	25	502	217
10. Niesa Johnson	1994-95	31	497	216

#### FIELD GOALS ATTEMPTED

Name	Season	GM	FGM	FGA
1. Shalonda Enis	1995-96	32	296	629
2. Cassandra Crumpton	1983-84	32	256	515
3. Cassandra Crumpton	1982-83	29	227	510
4. Sandra Murray	1977-78	31	191	507
5. Dominique Canty	1997-98	34	262	506
6. Julie Ellis	1974-75	25	217	502
7. Niesa Johnson	1994-95	31	216	497
8. Tierney Jenkins	2010-11	33	200	476
9. Terri Hillard	1981-82	28	237	467
10. Niesa Johnson	1991-92	30	165	465

#### FIELD GOAL PERCENTAGE (MIN. 100 ATT.)

Name	Season	FGM	FGA	Pct
1. Ariyah Copeland	2020-12	157	257	.611
2. Cynthia McDougale	1984-85	106	186	.586
3. Michelle Smith	1988-89	101	173	.584
4. Ashley Knight	2017-18	69	119	.580
5. DeeDee Davis	1983-84	105	182	.577
6. DeeDee Davis	1986-87	80	139	.576
7. Stacey Franklin	1991-92	62	108	.574
8. Laura Heard	1987-88	121	212	.571
9. Stacey Franklin	1988-89	66	116	.569
10. Courtney Strauthers	2007-08	71	125	.568
Linda Burgess	1991-92	252	444	.568
Michelle Smith	1987-88	84	148	.568

### SINGLE-GAME LEADERS

#### FIELD GOALS MADE

Name	Date/Opponent	FGM
1. Shalonda Enis	Nov. 29, 1995 vs. ETSU	16
Cassandra Crumpton	Jan. 22, 1983 vs. LSU	16
Linda Burgess	Dec. 2, 1991 vs. Loyola	16
4. Dominique Canty	Jan. 31, 1999 vs. Tennessee	15
5. Varisia Raffington	Nov. 28, 2009 vs. CSU Bakersfield	14
Dominique Canty	March 15, 1996 vs. App. State	14
Shalonda Enis	Dec. 2, 1995 vs. Richmond	14
Linda Burgess	March 19, 1992 vs. Tenn. Tech	14
Carol Smith	Nov. 22, 1985 vs. Tenn. State	14
Carol Smith	Jan. 7, 1984 vs. Georgia State	14
Cassandra Crumpton	Dec. 28, 1983 vs. St. John's	14
Carol Smith	Jan. 16, 1983 vs. Notre Dame	14
Terri Hillard	Jan. 25, 1982 vs. UAB	14
Terri Hillard	Jan. 6, 1982 vs. Miss. State	14
Donna Conway	Dec. 12, 1981 vs. Idaho State	14
Jasmine Walker	Feb. 14, 2021 vs. Auburn	14

#### FIELD GOALS ATTEMPTED

Name	Date/Opponent	FGA
1. Julie Ellis	Jan. 14, 1975 vs. Talladega	31
2. Shalonda Enis	Feb. 19, 1996 vs. Vanderbilt	29
Shalonda Enis	Feb. 17, 1996 vs. Florida	29
4. Shafontaye Myers	Nov. 19, 2012 vs. North Texas	28
Niesa Johnson	Feb. 26, 1994 vs. Ole Miss	28
Cassandra Crumpton	Jan. 22, 1983 vs. LSU	28
Terri Hillard	Jan. 25, 1982 vs. UAB	28
8. Niesa Johnson	March 18, 1995 vs. Duke	27
Niesa Johnson	Jan. 26, 1992 vs. Tennessee	27
10. Monique Bivens	Feb. 29, 2004 vs. Miss. State	26
Tracey Rutledge	Dec. 31, 1987 vs. N.M. State	26
Cassandra Crumpton	Jan. 1, 1984 vs. Auburn	26
Donna Conway	Dec. 5, 1981 vs. Georgia State	26

#### FIELD GOAL PERCENTAGE (MIN. 7 ATT.)

Name	Date/Opponent	Pct
1. Laura Heard	Jan. 15, 1988 vs. Ark. St.	1.000 (9-9)
Ariyah Copeland	Nov. 23, 2018 vs. Grambling	1.000 (7-7)
Shondra Johnson	Nov. 17, 2000 vs. Samford	1.000 (7-7)
Latrish Jones	Jan. 17, 1999 vs. Miss. St.	1.000 (7-7)
Betsy Harris	Feb. 20, 1993 vs. Arkansas	1.000 (7-7)
Camillia Crenshaw	Jan. 5, 1993 vs. Xavier	1.000 (7-7)
Sissy Braden	Nov. 30, 1986 vs. Georgia	1.000 (7-7)
7. Quanetria Bolton	Nov. 22, 2015 vs. MVSU	.900 (9-10)
Ariyah Copeland	Dec. 13, 2020 at Mercer	.900 (9-10)
8. Jamilah Johns	Jan. 4, 2003 at Houston	.889 (8-9)
Beth Vice	Nov. 30, 2002 vs. SFA	.889 (8-9)
Ariyah Copeland	Nov. 25, 2020 vs. Samford	.889 (8-9)



## THREE-POINT FIELD GOAL RECORDS

### TEAM RECORDS

#### THREE-POINT FIELD GOALS MADE

Game: 15 vs. Auburn (Feb. 14, 2021)

Season: 248 (1991-92)

#### THREE-POINT FIELD GOALS ATTEMPTED

Game: 39 vs. Mississippi Valley State (Jan. 8, 1992)

Season: 765 (1991-92)

#### THREE-POINT FIELD GOAL PERCENTAGE

Game (min. eight made): .706 (12-17) vs. Vanderbilt (Jan. 26, 2020)

Season: .401; 191-476 (2001-02)

### INDIVIDUAL RECORDS

#### CAREER LEADERS

##### THREE-POINT FIELD GOALS MADE

Name	Seasons	Pct	3FGA	3FG
1. Betsy Harris	1990-94	.373	729	272
2. Beth Vice	1998-03	.376	719	270
3. Niesa Johnson	1991-95	.348	761	265
4. Hannah Cook	2014-18	.335	781	262
5. Ericka Russell	2008-12	.299	709	212
6. Shafontaye Myers	2010-14	.304	693	211
7. Brittney Ezell	1994-98	.313	642	201
8. Monique Bivens	2001-05	.352	548	193
9. Nicole Carruth	1996-01	.396	399	158
10. Katie Sipe	2001-05	.360	425	153

##### THREE-POINT FIELD GOALS ATTEMPTED

Name	Seasons	Pct	3FG	3FGA
1. Hannah Cook	2014-18	.335	262	781
2. Niesa Johnson	1991-95	.348	265	761
3. Betsy Harris	1990-94	.373	272	729
4. Beth Vice	1998-03	.376	270	719
5. Ericka Russell	2008-12	.299	212	709
6. Shafontaye Myers	2010-14	.304	211	693
7. Brittney Ezell	1994-98	.313	201	642
8. Monique Bivens	2001-05	.352	193	548
9. Jordan Lewis	2016-21	.331	167	505
10. Katie Sipe	2001-05	.360	153	425
Madonna Thompson	1991-95	.336	143	425

##### THREE-POINT FIELD GOAL PERCENTAGE (MIN. 200 ATT.)

Name	Seasons	3FG	3FGA	Pct
1. Nicole Carruth	1996-01	158	399	.396
2. Beth Vice	1998-03	270	719	.376
3. Betsy Harris	1990-94	272	729	.373
4. Jasmine Walker	2017-21	205	556	.369
5. Leah Goss	1993-98	180	489	.368

6. Katie Sipe	2001-05	153	425	.360
7. Kate Mastin	2002-07	144	404	.356
8. Monique Bivens	2001-05	193	548	.352
9. Niesa Johnson	1991-95	265	761	.348
10. Pam Duncan	1994-98	96	279	.344

### SINGLE-SEASON LEADERS

#### THREE-POINT FIELD GOALS MADE

Name	Season	Pct	3FGA	3FG
1. Betsy Harris	1993-94	.348	264	91
2. Betsy Harris	1992-93	.428	208	89
3. Beth Vice	2001-02	.434	198	86
4. Shafontaye Myers	2013-14	.396	212	84
5. Hannah Cook	2016-17	.350	237	83
6. Shafontaye Myers	2012-13	.279	287	80
7. Niesa Johnson	1991-92	.329	231	76
8. Jasmine Walker	2020-21	.398	196	78
9. Ericka Russell	2010-11	.366	205	75
Niesa Johnson	1994-95	.375	200	75

#### THREE-POINT FIELD GOALS ATTEMPTED

Name	Season	Pct	3FG	3FGA
1. Shafontaye Myers	2012-13	.279	80	287
2. Betsy Harris	1993-94	.348	91	264
3. Hannah Cook	2016-17	.350	83	237
4. Niesa Johnson	1991-92	.329	76	231
5. Shafontaye Myers	2013-14	.396	84	212
6. Betsy Harris	1992-93	.428	89	208
7. Brittney Ezell	1997-98	.338	70	207
8. Ericka Russell	2010-11	.366	75	205
9. Kaundra Williams	1998-99	.309	63	204
10. Beth Vice	2000-01	.348	70	201

#### THREE-POINT FIELD GOAL PERCENTAGE (MIN. 100 ATT.)

Name	Season	3FG	3FGA	Pct
1. Beth Vice	2001-02	86	198	.434
2. Betsy Harris	1992-93	89	208	.428
3. Leah Goss	1995-96	49	121	.405
4. Katie Sipe	2001-02	47	117	.402
5. Jasmine Walker	2020-21	78	196	.398
6. Shafontaye Myers	2013-14	84	212	.396
7. Betsy Harris	1990-91	43	109	.394
8. Nicole Carruth	1998-99	43	110	.391
9. Nicole Carruth	2000-01	45	116	.388
10. Monique Bivens	2002-03	53	138	.384

### SINGLE-GAME LEADERS

#### THREE-POINT FIELD GOALS MADE

Name	Date/Opponent	3FG
1. Ericka Russell	Feb. 27, 2011 at Arkansas	8
Kate Mastin	Nov. 25, 2006 vs. CS Northridge	8
Beth Vice	Nov. 30, 2002 vs. S. F. Austin	8
Brittney Ezell	Jan. 11, 1998 vs. Arkansas	8
Betsy Harris	Feb. 16, 1994 vs. Auburn	8
Amy Lannom	Jan. 4, 1992 vs. Florida	8
7. Shafontaye Myers	Jan. 24, 2013 vs. Auburn	7
Monique Bivens	Dec. 29, 2002 vs. Bucknell	7
Katie Sipe	Feb. 24, 2002 vs. LSU	7
Beth Vice	March 15, 2001 vs. Memphis	7
Nicole Carruth	Feb. 18, 1998 vs. Ga. Southern	7
Betsy Harris	Feb. 16, 1994 vs. Auburn	7
Jasmine Walker	Feb. 14, 2021 vs. Auburn	7

#### THREE-POINT FIELD GOALS ATTEMPTED

Name	Date/Opponent	3FG
1. Shafontaye Myers	Nov. 19, 2012 vs. North Texas	21
2. Niesa Johnson	March 18, 1995 vs. Duke	18
3. Brittney Ezell	Jan. 11, 1998 vs. Arkansas	17
Betsy Harris	Jan. 16, 1994 vs. Florida	17
5. Shafontaye Myers	Nov. 17, 2012 vs. UAPB	16
6. Shafontaye Myers	Jan. 24, 2013 vs. Auburn	15
Kate Mastin	Jan. 5, 2006 vs. Florida	15
Betsy Harris	Jan. 30, 1994 vs. LSU	15
Niesa Johnson	Jan. 13, 1992 vs. App. State	15
Amy Lannom	Jan. 4, 1992 vs. Florida	15

#### THREE-POINT FIELD GOAL PERCENTAGE (MIN. 5 ATT.)

Name	Date/Opponent	Pct
1. Hannah Cook	Jan. 14, 2018 vs. Miss. State	1.000 (5-5)
Brittney Ezell	Dec. 29, 1994 vs. UNC-Ash.	1.000 (5-5)
Niesa Johnson	Dec. 20, 1991 vs. Houston	1.000 (5-5)
4. Beth Vice	Nov. 30, 2002 vs. S.F. Austin	.889 (8-9)
5. Nicole Carruth	Feb. 18, 1998 vs. Ga. Southern	.875 (7-8)
6. Jordan Lewis	Nov. 24, 2019 at Tulane	.857 (6-7)
Katie Sipe	Feb. 29, 2004 vs. Miss. State	.857 (6-7)
Nicole Carruth	Feb. 27, 1998 vs. S. Carolina	.857 (6-7)
8. Jasmine Walker	Nov. 17, 2019 vs. Mercer	.800 (4-5)
Shafontaye Myers	Dec. 17, 2013 vs. Jacksonville	.800 (4-5)
Shafontaye Myers	Jan. 13, 2013 vs. Ole Miss	.800 (4-5)
Kate Mastin	Nov. 25, 2006 vs. CS North.	.800 (8-10)
Kate Mastin	Dec. 1, 2005 vs. Alabama A&M	.800 (4-5)

## FREE THROW RECORDS

### TEAM RECORDS

#### FREE THROWS MADE

Game: 45 vs. Alabama State (Nov. 27, 1990)

Season: 565 (1998-99)

#### FREE THROWS ATTEMPTED

Game: 56 vs. Alabama State (Nov. 27, 1990)

Season: 831 (1993-94)

#### FREE-THROW PERCENTAGE

Game: 100.0 (20-20) vs. Clemson (Dec. 19, 1992)

Season: .771; 426-599 (1979-80)

### INDIVIDUAL RECORDS

#### CAREER LEADERS

##### FREE THROWS MADE

Name	Seasons	Pct	FTA	FT
1. Dominique Canty	1995-99	.718	875	628
2. Shondra Johnson	1999-02	.720	742	534
3. Jordan Lewis	2016-21	.727	649	472
4. Niesa Johnson	1992-95	.778	562	437
5. Ashley Williams	2013-15, 16-18	.611	691	422
6. Yolanda Watkins	1993-97	.711	530	377
7. Carol Smith	1982-86	.639	556	355
8. Tierney Jenkins	2008-11	.693	502	348
9. Meoshonti Knight	2014-18	.657	522	343
10. Terri Hillard	1980-84	.563	536	302

##### FREE THROWS ATTEMPTED

Name	Seasons	Pct	FT	FTA
1. Dominique Canty	1995-99	.718	628	875
2. Shondra Johnson	1999-02	.720	534	742
3. Ashley Williams	2013-15, 16-18	.611	422	691
4. Jordan Lewis	2016-21	.727	472	649
5. Niesa Johnson	1991-95	.778	437	562
6. Carol Smith	1982-86	.639	355	556
7. Terri Hillard	1980-84	.563	302	536
8. Yolanda Watkins	1992-97	.711	377	530
9. Meoshonti Knight	2014-18	.657	343	522
10. Tierney Jenkins	2008-11	.693	348	502

##### FREE THROW PERCENTAGE (MIN. 200 ATT.)

Name	Seasons	FT	FTA	Pct
1. Sandra Rushing	1982-86	168	209	.804
2. Kate Mastin	2003-07	191	244	.783
3. Niesa Johnson	1991-95	437	562	.778
4. Marverly Nettles	2004-06	174	226	.770
5. Betsy Harris	1990-94	261	340	.768
Jasmine Walker	2017-21	175	228	.768
6. Amy Lannom	1988-92	213	282	.755
7. Kelly Holland	1978-82	153	203	.754
8. Stacey Franklin	1988-92	251	336	.747
9. Hannah Cook	2014-18	262	353	.742
10. Tracey Rutledge	1985-88	176	238	.739

### SINGLE-SEASON LEADERS

#### FREE THROWS MADE

Name	Season	Pct	FTA	FT
1. Dominique Canty	1997-98	.752	270	203
2. Dominique Canty	1998-99	.767	236	181
3. Shondra Johnson	2001-02	.741	243	180
4. Shondra Johnson	2000-01	.717	205	147
5. Niesa Johnson	1994-95	.820	178	146
6. Shalonda Enis	1995-96	.684	212	145
7. Dominique Canty	1996-97	.661	218	144
8. Jordan Lewis	2020-21	.784	162	127
9. Ashley Williams	2013-15, 16-18	.745	165	123
10. Shondra Johnson	1999-00	.669	169	113

#### MOST FREE THROWS MADE BY CLASS

Freshman: 109 - Yolanda Watkins (1992-93)

Sophomore: 144 - Dominique Canty (1996-97)

Junior: 203 - Dominique Canty (1997-98)

Senior: 181 - Dominique Canty (1998-99)

#### FREE THROWS ATTEMPTED

Name	Season	Pct	FT	FTA
1. Dominique Canty	1997-98	.752	203	270
2. Shondra Johnson	2001-02	.741	180	243
3. Dominique Canty	1998-99	.767	181	236
4. Dominique Canty	1996-97	.661	144	218
5. Shalonda Enis	1995-96	.684	145	212
6. Shondra Johnson	2000-01	.717	147	205
7. Ashley Williams	2014-15	.508	101	199
8. Ashley Williams	2013-14	.588	107	182
9. Niesa Johnson	1994-95	.820	146	178
10. Meoshonti Knight	2016-17	.674	118	175

#### FREE THROW PERCENTAGE (MIN. 50 ATT.)

Name	Season	FT	FTA	Pct
1. Margaret Fisher	1976-77	48	54	.889
2. Kate Mastin	2006-07	61	69	.884
3. Sandra Rushing	1984-85	46	53	.868
4. Cassandra Crumpton	1982-83	78	91	.857
5. Jasmine Walker	2020-21	66	79	.835
6. Anne Cale	1977-78	49	59	.831
7. Niesa Johnson	1994-95	146	178	.820
Camillia Crenshaw	1993-94	41	50	.820
9. Sandra Rushing	1985-86	76	95	.800
10. Niesa Johnson	1992-93	108	136	.794

#### BEST FREE THROW PERCENTAGE BY CLASS

Freshman: .831 - Anne Cale (1977-78)

Sophomore: .889 - Margaret Fisher (1976-77)

Junior: .868 - Sandra Rushing (1984-85)

Senior: .884 - Kate Mastin (2006-07)

### SINGLE-GAME LEADERS

#### FREE THROWS MADE

Name	Date/Opponent	FT
1. Shondra Johnson	Dec. 2, 2001 vs. Providence	16
2. Cierra Johnson	Jan. 20, 2019 vs. LSU	14
Daisha Simmons	Dec. 20, 2013 vs. Troy	14
Shondra Johnson	March 12, 1999 vs. Grambling	14
4. Jordan Lewis	Feb. 11, 2021 vs. Ole Miss	13
Beth Vice	Jan. 26, 2003 vs. Ole Miss	13
Shondra Johnson	Jan. 6, 2002 vs. Kentucky	13
Dominique Canty	Dec. 1, 1999 vs. South Alabama	13
Shalonda Enis	Dec. 30, 1995 vs. W. Kentucky	13
Yolanda Watkins	Feb. 13, 1994 vs. Kentucky	13
Yolanda Watkins	Dec. 5, 1992 vs. La. Tech	13
Stacey Franklin	Feb. 17, 1991 vs. Alabama State	13

#### MOST FREE THROWS MADE BY CLASS

Freshman: 14 - Shondra Johnson (March 12, 1999)

Sophomore: 13 - Yolanda Watkins (Feb. 13, 1994)

Junior: 14 - Daisha Simmons (Dec. 20, 2013), Cierra Johnson (Jan. 20, 2019)

Senior: 16 - Shondra Johnson (Dec. 2, 2001)

#### FREE THROWS ATTEMPTED

Name	Date/Opponent	FT
1. Shondra Johnson	Dec. 20, 2000 vs. Creighton	19
2. Shondra Johnson	Dec. 2, 2001 vs. Providence	18
Dominique Canty	Dec. 27, 1996 vs. Grambling	18
4. Daisha Simmons	Dec. 20, 2013 vs. Troy	17
Shondra Johnson	Nov. 24, 2000 vs. California	17
Linda Burgess	Dec. 17, 1992 vs. Austin Peay	17
Sandra Murray	Jan. 23, 1978 vs. Jacksonville St.	17
8. Cierra Johnson	Jan. 20, 2019 vs. LSU	16
Ashley Williams	March 2, 2014 vs. LSU	16
Shondra Johnson	Feb. 7, 2002 vs. Mississippi State	16
Shondra Johnson	Feb. 3, 2002 vs. Arkansas	16
Shondra Johnson	Nov. 27, 1999 vs. Drake	16
Shondra Johnson	March 12, 1999 vs. Grambling	16
Dominique Canty	Feb. 1, 1998 vs. Tennessee	16
Yolanda Watkins	Feb. 13, 1994 vs. Kentucky	16

#### FREE THROW PERCENTAGE (MIN. 10 ATT.)

Name	Date/Opponent	Pct
1. Dominique Canty	Dec. 1, 1998 vs. South Ala.	1.000 (13-13)
Yolanda Watkins	Dec. 11, 1993 vs. La. Tech	1.000 (13-13)
Yolanda Watkins	Dec. 5, 1992 vs. La. Tech	1.000 (12-12)
Betsy Harris	Feb. 9, 1991 vs. Florida	1.000 (12-12)
Shondra Johnson	Jan. 27, 2000 vs. Kentucky	1.000 (10-10)
Camillia Crenshaw	Feb. 28, 1994 vs. Troy	1.000 (10-10)
Betsy Harris	Dec. 17, 1991 vs. Austin Peay	1.000 (10-10)
Lisa DePriest	Feb. 10, 1980 vs. LSU	1.000 (10-10)
9. Jordan Lewis	Feb. 11, 2021 vs. Ole Miss	.930 (13-14)
10. Kaneisha Horn	Feb. 21, 2013 vs. Mississippi St.	.900 (9-10)
Jordan Lewis	Feb. 27, 2020 at Texas A&M	.900 (9-10)
Jordan Lewis	Dec. 17, 2019 vs. Bethune-Cookman	.900 (9-10)



FREE THROW RECORDS

BEST FREE-THROW PERCENTAGE BY CLASS

Freshman: 1.000 (12-12) - Yolanda Watkins (Dec. 5, 1992)  
 1.000 (12-12) - Betsy Harris (Feb. 9, 1991)

Sophomore: 1.000 (13-13) - Yolanda Watkins (Dec. 11, 1993)  
 1.000 (10-10) - Betsy Harris (Dec. 17, 1991)

Junior: 1.000 (10-10) - Lisa DePriest (Feb. 10, 1980)

Senior: 1.000 (13-13) - Dominique Canty (Dec. 1, 1998)  
 1.000 (10-10) - Shondra Johnson (Jan. 27, 2000)

- INTRODUCTION
- COACHES & STAFF
- FACILITIES
- PLAYERS
- RECORDS**
- HONOR & AWARDS
- TOURNAMENTS
- HISTORY
- THIS IS ALABAMA



## REBOUND RECORDS

### REBOUNDS, GAME

1.	27	Tierney Jenkins	Nov. 21, 2009 at Belmont
2.	24	Leslie Payne	Feb. 23, 1979 vs. UAB
3.	22	Carol Smith	Jan. 6, 1986 vs. UAB
4.	21	Michelle Smith	Feb. 13, 1990 vs. Mississippi State
	21	Laura Heard	Jan. 30, 1989 vs. Florida State
6.	20	Carol Smith	Dec. 1, 1982 vs. Memphis
7.	19	Monique Bivins	Dec. 5, 2004 vs. UT-San Antonio
	19	Carol Smith	Feb. 5, 1986 vs. Georgia
9.	18	Erin Hogue	Nov. 26, 2011 vs. Louisiana Tech
	18	Michelle Smith	Jan. 23, 1991 vs. Tuskegee
	18	Laura Heard	Feb. 17, 1989 vs. Kentucky
	18	Carol Smith	Dec. 1, 1984 vs. Mississippi College
	18	Carol Smith	Jan. 7, 1984 vs. Georgia State

### REBOUNDS, SEASON

1.	350	Tierney Jenkins	2010-11
2.	320	Yolanda Watkins	1993-94
3.	309	Carol Smith	1985-86
4.	305	Shalonda Enis	1995-96
5.	291	Sandra Murray	1977-78
6.	284	Shalonda Enis	1996-97
7.	278	Carol Smith	1984-85
8.	270	Laura Heard	1988-89
9.	267	Yolanda Watkins	1992-93
10.	264	Tierney Jenkins	2009-10
11.	264	Sylvia Akers	1981-82
12.	262	Justina Smith	1983-84
13.	255	Jasmine Walker	2020-21
14.	253	LaToya Caudle	1998-99
15.	250	Carol Smith	1982-83
15.	247	Linda Burgess	1991-92
	247	Terri Hillard	1982-83

### YEAR-BY-YEAR REBOUNTING LEADERS

1974-75	Julie Ellis	9.7
1975-76	Mary Hudgins	9.9
1976-77	Mary Hudgins	8.2
1977-78	Sandra Murray	9.4
1978-79	Leslie Payne	8.6
1979-80	Leslie Payne	7.7
1980-81	Leslie Payne	7.2
1981-82	Sylvia Akers	9.4
1982-83	Carol Smith	9.2
1983-84	Justina Smith	9.2
1984-85	Carol Smith	10.1
1985-86	Carol Smith	10.5
1986-87	Cynthia McDougle	5.1
1987-88	Laura Heard	5.1
1988-89	Laura Heard	7.1
1989-90	Laura Heard	10.0
1990-91	Linda Burgess	7.9
1991-92	Linda Burgess	8.2
1992-93	Yolanda Watkins	8.7
1993-94	Yolanda Watkins	9.8
1994-95	Yolanda Watkins	9.2
1995-96	Shalonda Enis	9.5
1996-97	Shalonda Enis	8.9
1997-98	Dominique Canty	7.1
1997-98	Tausha Mills	7.1
1998-99	LaToya Caudle	8.2

1999-00	Joni Crenshaw	5.6
2000-01	LaNisha Cartwell	6.1
2001-02	LaNisha Cartwell	5.0
2002-03	Jamilah Jones	7.8
2003-04	Dee Merriweather	7.6
2004-05	Dee Merriweather	6.8
2005-06	Dee Merriweather	8.4
2006-07	Talisha Chandler	6.6
2007-08	Talisha Chandler	7.3
2008-09	Tierney Jenkins	7.4
2009-10	Tierney Jenkins	9.1
2010-11	Tierney Jenkins	10.6
2011-12	Meghan Perkins	5.4
2012-13	Kaneisha Horn	5.4
2013-14	Ashley Williams	6.6
2014-15	Ashley Williams	6.1
2015-16	Nikki Hegstetter	6.2
2016-17	Ashley Williams	6.5
2017-18	Ashley Williams	7.2
2018-19	Jasmine Walker	7.5
2019-20	Jasmine Walker	7.1
2020-21	Jasmine Walker	9.4

### REBOUNDS PER GAME, SEASON

1.	10.5	Carol Smith	1985-86
2.	10.6	Tierney Jenkins	2010-11
3.	10.1	Carol Smith	1984-85
4.	10.0	Laura Heard	1989-90
5.	9.9	Mary Hudgins	1975-76
6.	9.8	Yolanda Watkins	1993-94
7.	9.7	Julie Ellis	1974-75
8.	9.5	Shalonda Enis	1995-96
9.	9.4	Sylvia Akers	1981-82
	9.4	Sandra Murray	1977-78
	9.4	Jasmine Walker	2020-21

### REBOUNDS PER GAME, CAREER

1.	9.3	Carol Smith	1982-86
2.	9.2	Shalonda Enis	1995-97
3.	8.7	Yolanda Watkins	1992-97
4.	8.5	Tierney Jenkins	2008-11
5.	8.2	Justina Smith	1983-84
6.	8.1	Linda Burgess	1990-92
7.	7.2	Dominique Canty	1995-99
	7.2	Leslie Payne	1977-81
	7.2	Jasmine Walker	2017-21
10.	7.0	Laura Heard	1986-90

### REBOUNDS, CAREER

1.	1,096	Yolanda Watkins	1992-97
2.	1,076	Carol Smith	1982-86
3.	1,036	Tierney Jenkins	2008-11
4.	909	Dominique Canty	1995-99
5.	823	Terri Hillard	1980-84
6.	859	Ashley Williams	2013-15, 2016-18
7.	809	Leslie Payne	1977-81
8.	804	Jasmine Walker	2017-21
9.	757	Dee Merriweather	2002-06
10.	741	Niesa Johnson	1991-95

## ASSIST RECORDS

### ASSISTS, GAME

1.	16	Shelly Pyles	Feb. 12, 1986 vs. Kentucky
2.	15	Niesa Johnson	March 5, 1994 vs. Ole Miss
3.	14	Niesa Johnson	March 18, 1995 vs. Duke
	14	Niesa Johnson	Jan. 18, 1993 vs. South Alabama
5.	13	Daleisha Carn	Dec. 3, 2008 vs. Sam Houston State
	13	Brittney Ezell	Jan. 18, 1998 vs. Mississippi State
	13	Brittney Ezell	Dec. 18, 1997 vs. UCLA
	13	Brittney Ezell	Feb. 3, 1996 vs. LSU
	13	Niesa Johnson	Feb. 6, 1993 vs. Mississippi State
	13	Niesa Johnson	Dec. 29, 1992 vs. Georgia Tech
	13	Amy Lannom	Feb. 9, 1991 vs. Florida

### ASSISTS, SEASON

1.	237	Niesa Johnson	1993-94
2.	226	Niesa Johnson	1992-93
3.	220	Brittney Ezell	1997-98
4.	186	Niesa Johnson	1994-95
5.	180	Dominique Canty	1995-96
6.	165	Shelly Pyles	1986-87
7.	164	Dominique Canty	1997-98
8.	154	Jordan Lewis	2016-17
9.	151	Niesa Johnson	1991-92
10.	145	Mary Beasley	1980-81

### YEAR-BY-YEAR ASSIST LEADERS

1974-75	Leila Jones	3.9
1976-77	Mary Hudgins	3.2
1977-78	Beverly White	2.6
1978-79	Sandra Murray	1.5
1979-80	Susan Cunningham	3.2
1980-81	Mary Beasley	4.4
1981-82	Donna Conaway	2.9
	Kristie Snyder	2.9
1982-83	Lisa Leonard	2.6
1983-84	Terri Hillard	4.5
1984-85	Sandra Rushing	3.9
1985-86	Sandra Rushing	5.2
1986-87	Shelly Pyles	5.8
1987-88	Shelly Pyles	4.9
1988-89	Amy Lannom	4.1
1989-90	Amy Lannom	3.2
1990-91	Amy Lannom	4.4
1991-92	Niesa Johnson	5.0
1992-93	Niesa Johnson	7.3
1993-94	Niesa Johnson	7.2
1994-95	Niesa Johnson	6.0
1995-96	Brittney Ezell	5.6
1996-97	Brittney Ezell	4.6
1997-98	Brittney Ezell	6.5
1998-99	Dominique Canty	4.2
1999-00	Shondra Johnson	5.3
2000-01	Shondra Johnson	5.1
2001-02	Shondra Johnson	4.4
2002-03	Manisha Redus	4.7
2003-04	Manisha Redus	3.4
2004-05	Kate Mastin	2.5
2005-06	Leah Drury	2.4
2006-07	Nikki Davis	3.1

2007-08	Dedrea Magee	3.3
2008-09	Dedrea Magee	4.1
2009-10	Dedrea Magee	3.8
2010-11	LaToya King	2.8
2011-12	Khristin Lee	2.7
2012-13	Daisha Simmons	3.8
2013-14	Daisha Simmons	4.3
2014-15	Karyla Middlebrook	3.2
2015-16	Karyla Middlebrook	2.7
2016-17	Jordan Lewis	4.3
2017-18	Jordan Lewis	3.5
2018-19	Cierra Johnson	3.1
2019-20	Jordan Lewis	3.9
2020-21	Jordan Lewis	4.3

### ASSISTS, CAREER

1.	800	Niesa Johnson	1991-95
2.	620	Brittney Ezell	1994-99
3.	525	Shondra Johnson	1999-02
4.	510	Jordan Lewis	2016-21
5.	505	Shelly Pyles	1984-88
6.	459	Dominique Canty	1995-99
7.	441	Amy Lannom	1988-92
8.	368	Sandra Rushing	1982-86
9.	351	Dedrea Magee	2007-10
10.	280	Madonna Thompson	1991-95

### ASSISTS PER GAME, SEASON

1.	7.3	Niesa Johnson	1992-93
2.	7.2	Niesa Johnson	1993-94
3.	6.5	Brittney Ezell	1997-98
4.	6.0	Niesa Johnson	1994-95
5.	5.8	Shelly Pyles	1986-87
6.	5.6	Brittney Ezell	1995-96
7.	5.3	Shondra Johnson	1999-00
8.	5.2	Sandra Rushing	1985-86
9.	5.1	Shondra Johnson	2000-01
10.	5.0	Niesa Johnson	1991-92

### ASSISTS PER GAME, CAREER

1.	6.4	Niesa Johnson	1991-95
2.	4.8	Brittney Ezell	1994-99
3.	4.6	Shondra Johnson	1998-02
4.	4.4	Mary Beasley	1980-81
5.	4.3	Shelly Pyles	1984-88
6.	4.0	Daisha Simmons	2012-14
7.	3.9	Amy Lannom	1988-92
8.	3.9	Jordan Lewis	2016-21
9.	3.8	Hazel Hall	1980-81
10.	3.6	Dominique Canty	1995-99

## STEALS, BLOCKS & MISCELLANEOUS RECORDS

### STEALS RECORDS

#### STEALS, GAME

1.	9	Tierney Jenkins	Feb. 13, 2011 vs. Florida
	9	Dominique Canty	Feb. 21, 1999 vs. Vanderbilt
	9	Niesa Johnson	Feb. 20, 1993 vs. Arkansas
4.	8	Hannah Cook	Feb. 22, 2018 vs. Georgia
	8	LaToya King	Dec. 28, 2010 at Southern Miss
	8	Yolanda Watkins	Jan. 30, 1994 vs. LSU
	8	Niesa Johnson	Feb. 28, 1993 vs. Georgia
	8	Tina Moore	Feb. 8, 1988 vs. Middle Tennessee
9.	7	Cierra Johnson	Jan. 27, 2019 at Georgia
	7	Shaquera Wade	Nov. 27, 2016 vs. Alabama A&M
	7	Daisha Simmons	Nov. 17, 2012 vs. Arkansas-Pine Bluff
	7	Marverly Nettles	Nov. 22, 2004 vs. Middle Tennessee
	7	Beth Vice	Dec. 29, 2001 vs. Middle Tennessee
	7	Niesa Johnson	Jan. 18, 1994 vs. Mercer
	7	Shalonda Enis	Nov. 25, 1993 vs. Maine
	7	Stacey Franklin	Feb. 6, 1992 vs. Alabama State
	7	Niesa Johnson	Feb. 1, 1992 vs. Kentucky
	7	Melissa Del-Valle	Nov. 29, 1991 vs. ULM
	7	Tina Moore	Feb. 26, 1988 vs. Alabama State
	7	Shelly Pyles	Dec. 6, 1986 vs. Stephen F. Austin
	7	Shelly Pyles	Nov. 28, 1986 vs. Florida A&M
	7	Cynthia McDougle	Dec. 16, 1984 vs. Portland
	7	Shelly Pyles	Dec. 3, 1984 vs. West Florida
	7	Audrey Gavin	Feb. 4, 1984 vs. Delta State
	7	Terri Hillard	Jan. 4, 1984 vs. Auburn
	7	Cassandra Crumpton	Dec. 18, 1983 vs. Louisville

#### STEALS, SEASON

1.	95	Niesa Johnson	1992-93
2.	94	Tierney Jenkins	2010-11
3.	93	Niesa Johnson	1993-94
4.	89	Shelly Pyles	1986-87
5.	86	Niesa Johnson	1991-92
6.	82	Cassandra Crumpton	1983-84
7.	80	Tina Moore	1987-88
8.	76	Niesa Johnson	1994-95
9.	71	Shelly Pyles	1986-87
10.	70	Dominique Canty	1998-99

#### STEALS, CAREER

1.	350	Niesa Johnson	1991-95
2.	251	Shelly Pyles	1984-88
3.	244	Tierney Jenkins	2008-11
4.	219	Dominique Canty	1995-99
5.	198	Hannah Cook	2014-18
6.	182	Madonna Thompson	1992-95
	182	Shaquera Wade	2015-19
8.	176	Shondra Johnson	1999-02
9.	175	Navonda Moore	2003-07
10.	172	Carol Smith	1982-86

### BLOCKS RECORDS

#### BLOCKS, GAME

1.	9	Terri Hillard	March 5, 1981 vs. Mississippi College
2.	7	Ashley Knight	Nov. 10, 2017 vs. Alabama A&M
	7	Yolanda Watkins	Feb. 20, 1993 vs. Arkansas
3.	6	Ariyah Copeland	Nov. 19, 2018 vs. Clemson
	6	Ashley Knight	March 2, 2017 vs. Tennessee
	6	Ashley Knight	Dec. 19, 2016 vs. McNeese State
	6	Diamante Martinez	Nov. 13, 2015 vs. Alabama A&M
	6	Yolanda Watkins	Dec. 4, 1994 vs. Tennessee State
	6	Yolanda Watkins	March 26, 1994 vs. Penn State
	6	Yolanda Watkins	Jan. 30, 1994 vs. LSU
	6	Yolanda Watkins	Jan. 12, 1994 vs. Troy

#### BLOCKS, SEASON

1.	90	Ashley Knight	2016-17
2.	68	Yolanda Watkins	1993-94
3.	61	Tausha Mills	1997-98
4.	59	Ashley Knight	2017-18
5.	52	Ashley Knight	2019-20
	52	Dee Merriweather	2004-05
6.	50	Leslie Payne	1980-81
7.	49	Dee Merriweather	2005-06
8.	48	Leslie Payne	1980-81
9.	41	Quanetria Bolton	2015-16
10.	40	Yolanda Watkins	1994-95
	40	Yolanda Watkins	1992-93

#### BLOCKS, CAREER

1.	221	Ashley Knight	2016-20
2.	187	Yolanda Watkins	1992-97
3.	138	Dee Merriweather	2002-06
4.	125	Leslie Payne	1977-81
5.	124	Quanetria Bolton	2014-2018
6.	103	Joni Crenshaw	1998-01
7.	98	Terri Hillard	1980-84
8.	97	Ariyah Copeland	2017-21
9.	91	Nikki Hegstetter	2012-16
10.	82	Tausha Mills	1996-99

### GAMES PLAYED & GAMES STARTED RECORDS

#### GAMES PLAYED, SEASON

1.	36	Hannah Cook	2016-17
	36	Ashley Knight	2016-17
	36	Coco Knight	2016-17
	36	Meoshonti Knight	2016-17
	36	Jordan Lewis	2016-17
	36	Shaquera Wade	2016-17
	36	Ashley Williams	2016-17
8.	35	Quanetria Bolton	2016-17
	35	Alana da Silva	2016-17
10.	34	Hannah Cook	2017-18
	34	Alana da Silva	2017-18
	34	Shaquera Wade	2017-18
	34	Leah Goss	1997-98

## STEALS, BLOCKS & MISCELLANEOUS RECORDS

34	Dominique Canty	1997-98
34	Brittney Ezell	1997-98
34	Tausha Mills	1997-98
34	LaToya Caudle	1997-98

### GAMES STARTED, SEASON

1.	36	Hannah Cook	2016-17
	36	Jordan Lewis	2016-17
3.	34	Hannah Cook	2017-18
4.	33	Ashley Williams	2017-18
	33	Tierney Jenkins	2010-11
	33	Ericka Russell	2010-11
	33	Betsy Harris	1993-94
	33	Leslie Payne	1980-81
9.	32	Shaquera Wade	2016-17
	32	Ashley Williams	2016-17
	32	Nikki Hegstetter	2014-15
	32	Karyla Middlebrook	2014-15
	32	Niesa Johnson	1993-94
	32	Mary Beasley	1980-81

### GAMES PLAYED, CAREER

1.	133	Hannah Cook	2014-18
2.	132	Meoshonti Knight	2014-18
3.	131	Shaquera Wade	2015-19
4.	130	Ashley Williams	2014-18
	130	Jordan Lewis	2016-21
5.	129	Leah Goss	1993-98
6.	128	Quanetria Bolton	2014-18
	128	Brittney Ezell	1994-99
8.	127	Dominique Canty	1995-99
9.	125	Yolanda Watkins	1992-97
	125	Niesa Johnson	1991-95

### GAMES STARTED, CAREER

1.	130	Jordan Lewis	2016-21
2.	126	Hannah Cook	2014-18
3.	124	Leah Goss	1993-98
4.	121	Niesa Johnson	1991-95
5.	119	Ashley Williams	2013-15, 2016-18
6.	114	Brittney Ezell	1994-99
7.	113	Yolanda Watkins	1992-97
8.	108	Dominique Canty	1995-99
9.	100	Shaquera Wade	2015-19
10.	99	Nikki Hegstetter	2012-16
	99	Cynthia McDougle	1984-89

## DOUBLE-DOUBLE RECORDS

### TEAM DOUBLE-DOUBLES, SEASON\*

1.	28	1992-93
2.	27	1996-97
3.	25	2020-21
3.	22	1990-91
	22	1991-92
	22	2010-11
6.	21	1988-89
	21	1978-79
8.	20	1993-94
10.	19	1985-86

### DOUBLES-DOUBLES, SINGLE SEASON\*

1.	20	Tierney Jenkins	2010-11
2.	17	Yolanda Watkins	1993-94
3.	16	Shalonda Enis	1995-96
4.	15	Carol Smith	1985-86
5.	14	Yolanda Watkins	1994-95
6.	13	Carol Smith	1984-85
	13	Laura Heard	1988-89
8.	12	Yolanda Watkins	1992-93
	12	Shalonda Enis	1996-97
	12	Jasmine Walker	2020-21

### DOUBLES-DOUBLES, CAREER\*

1.	49	Yolanda Watkins	1992-97
2.	43	Tierney Jenkins	2008-11
3.	33	Carol Smith*	1982-86
4.	28	Shalonda Enis	1995-97
5.	26	Leslie Payne	1977-81
6.	22	Laura Head	1986-90
	22	Jasmine Walker	2017-21
8.	20	Linda Burgess	1990-92
	20	Ashley Williams	2013-18
10.	19	Niesa Johnson	1991-95
	19	Ariyah Copeland	2017-21

\* Double-double records are based on records available (missing records for 1981-82, 1982-83)

## VICTORIES OVER AP TOP 25

Opponent - Result	Date	Location
Alabama 82 - No. 18 Mississippi College 79	Jan. 28, 1977	Tuscaloosa, Ala.
Alabama 66 - No. 20 Kentucky 62	Jan. 20, 1978	Lexington, Ky.
Alabama 72 - No. 18 Memphis 69	Feb. 19, 1979	Tuscaloosa, Ala.
Alabama 77 - No. 3 Tennessee 71	Jan. 3, 1981	Baton Rouge, La.
No. 18 Alabama 80 - No. 14 N.C. State 72	Dec. 4, 1983	Chapel Hill, N.C.
No. 16 Alabama 78 - No. 20 Kentucky 49	Dec. 20, 1983	Lexington, Ky.
No. 17 Alabama 65 - No. 14 Auburn 56	Jan. 5, 1984	Auburn, Ala.
Alabama 64 - No. 13 Auburn 60	Feb. 9, 1984	Tuscaloosa, Ala.
No. 20 Alabama 80 - No. 6 Ole Miss 65	Feb. 20, 1984	Tuscaloosa, Ala.
No. 17 Alabama 85 - No. 10 Tennessee 66	March 3, 1984 <sup>1</sup>	Athens, Ga.
Alabama 84 - No. 9 Auburn 67	Feb. 18, 1985	Tuscaloosa, Ala.
Alabama 67 - No. 16 LSU 66	Jan. 20, 1990	Tuscaloosa, Ala.
Alabama 71 - No. 11 Auburn 68	Feb. 21, 1990	Tuscaloosa, Ala.
Alabama 93 - No. 16 Houston 80	Dec. 20, 1991	Tuscaloosa, Ala.

## STEALS, BLOCKS & MISCELLANEOUS RECORDS

Alabama 80 - No. 18 LSU 72	Jan. 18, 1992	Tuscaloosa, Ala.
Alabama 103 - No. 23 Georgia Tech 101 <sup>OT</sup>	Dec. 29, 1992	Philadelphia, Pa.
No. 16 Alabama 99 - No. 5 Louisiana Tech 77	Dec. 11, 1993	Tuscaloosa, Ala.
No. 11 Alabama 70 - No. 25 Georgia 57	Jan. 5, 1994	Tuscaloosa, Ala.
No. 17 Alabama 84 - No. 22 Auburn 71	Feb. 16, 1994	Tuscaloosa, Ala.
No. 16 Alabama 76 - No. 24 Ole Miss 64	Feb. 26, 1994	Oxford, Miss.
No. 16 Alabama 86 - No. 24 Ole Miss 84 <sup>OT</sup>	March 4, 1994 <sup>1</sup>	Chattanooga, Tenn.
No. 10 Alabama 71 - No. 6 Vanderbilt 63	Jan. 8, 1995	Tuscaloosa, Ala.
No. 18 Alabama 84 - No. 15 Ole Miss 78	Feb. 27, 1995	Tuscaloosa, Ala.
No. 19 Alabama 92 - No. 8 Arkansas 85 <sup>OT</sup>	Jan. 4, 1996	Fayetteville, Ark.
No. 18 Alabama 69 - No. 25 Auburn 67	Jan. 24, 1996	Tuscaloosa, Ala.
No. 12 Alabama 73 - No. 17 Florida 54	Feb. 17, 1996	Tuscaloosa, Ala.
No. 13 Alabama 65 - No. 16 Auburn 59	March 2, 1996 <sup>1</sup>	Chattanooga, Tenn.
No. 10 Alabama 88 - No. 23 N.C. State 68	March 17, 1996 <sup>2</sup>	Tuscaloosa, Ala.
No. 7 Alabama 68 - No. 9 Penn State 47	Dec. 19, 1996	Myrtle Beach, S.C.
No. 7 Alabama 88 - No. 19 North Carolina 74	Dec. 20, 1996	Myrtle Beach, S.C.
No. 6 Alabama 68 - No. 18 Auburn 65	Jan. 7, 1997	Auburn, Ala.
No. 5 Alabama 68 - No. 4 Georgia 64	Jan. 15, 1997	Athens, Ga.
No. 7 Alabama 102 - No. 17 Arkansas 61	Feb. 6, 1997	Tuscaloosa, Ala.
No. 7 Alabama 86 - No. 10 Florida 81	Feb. 16, 1997	Gainesville, Fla.
No. 6 Alabama 70 - No. 15 Vanderbilt 60	Feb. 23, 1997	Tuscaloosa, Ala.
No. 7 Alabama 85 - No. 23 Arkansas 63	March 1, 1997 <sup>1</sup>	Chattanooga, Tenn.
Alabama 62 - No. 18 Auburn 46	Jan. 7, 1998	Tuscaloosa, Ala.
No. 24 Alabama 90 - No. 23 Georgia 77	Feb. 8, 1998	Tuscaloosa, Ala.
No. 24 Alabama 73 - No. 8 Florida 51	Feb. 14, 1998	Tuscaloosa, Ala.
No. 20 Alabama 74 - No. 12 Florida 61	Feb. 28, 1998 <sup>1</sup>	Columbus, Ga.
No. 11 Alabama 75 - No. 25 UCLA 74	March 15, 1998 <sup>2</sup>	Tuscaloosa, Ala.
No. 7 Alabama 79 - No. 8 Old Dominion 68	Dec. 5, 1998	Richmond, Va.
No. 25 Alabama 72 - No. 17 Auburn 57	Feb. 11, 1999	Tuscaloosa, Ala.
No. 24 Alabama 76 - No. 23 Auburn 72	Feb. 26, 1999 <sup>1</sup>	Chattanooga, Tenn.
Alabama 72 - No. 7 LSU 68	Feb. 10, 2000	Tuscaloosa, Ala.
Alabama 60 - No. 25 Auburn 53	Jan. 11, 2001	Tuscaloosa, Ala.
Alabama 65 - No. 25 Mississippi State 62	Jan. 21, 2001	Starkville, Miss.
Alabama 78 - No. 22 Auburn 70	Jan. 24, 2002	Tuscaloosa, Ala.
Alabama 92 - No. 25 Mississippi State 86	Feb. 7, 2002	Tuscaloosa, Ala.
Alabama 70 - No. 24 BYU 59	Dec. 21, 2002	Albuquerque, N.M.
Alabama 77 - No. 7 Kentucky 75	Feb. 16, 2012	Tuscaloosa, Ala.
Alabama 57 - No. 9 Kentucky 55	Jan. 23, 2014	Lexington, Ky.
Alabama 53 - No. 12 Nebraska 51	Dec. 7, 2014	Tuscaloosa, Ala.
Alabama 72 - No. 11 Tennessee 63	Feb. 15, 2018	Knoxville, Tenn.
Alabama 86 - No. 20 Tennessee 65	Jan. 17, 2019	Tuscaloosa, Ala.
Alabama 66 - No. 9 Mississippi State 64	Feb. 23, 2020	Starkville, Miss.
Alabama 76 - No. 12 Texas A&M 63	Feb. 27, 2020	College Station, Texas
Alabama 86 - No. 14 Mississippi State 78	Jan. 14, 2021	Starkville, Miss.

1 - SEC Tournament game

2 - NCAA Tournament game

## 100-POINT GAMES

Date	Score	Opponent	Location
Jan. 17, 1976	101-40	Tuskegee	H
Feb. 9, 1976	106-64	Montevallo	H
Jan. 14, 1980	104-72	Alabama-Huntsville	A
Dec. 27, 1983	102-42	Xavier	N
Dec. 29, 1983	113-47	Queens College	A
Feb. 1, 1985	100-67	Georgia State	H
Dec. 18, 1986	102-58	Illinois-Chicago	H
Nov. 27, 1987	103-56	Tennessee State	A
Nov. 29, 1988	107-43	Tennessee State	H
Nov. 25, 1989	102-70	Georgia State	A
Nov. 30, 1990	106-41	Tuskegee	N
Feb. 13, 1991	105-74	Alabama State	H
Nov. 26, 1991	103-62	Alabama State	H
Nov. 29, 1991	118-86	ULM	N
Dec. 6, 1991	100-80	Cincinnati	N
Dec. 7, 1991	101-69	Middle Tennessee	A
Jan. 4, 1992	101-103 <sup>1</sup>	Florida	H
Jan. 13, 1992	114-90	Appalachian State	A
Feb. 20, 1992	100-75	Oral Roberts	H
Feb. 24, 1992	110-51	Mississippi Valley State	H
Feb. 29, 1992	105-81	Georgia	H
March 18, 1992	100-87	Tennessee Tech	H
Dec. 15, 1992	111-79	Austin Peay State	H
Dec. 18, 1992	117-51	Grambling State	H
Dec. 29, 1992	103-101 <sup>2</sup>	Georgia Tech	N
Feb. 3, 1993	107-64	Loyola-Chicago	H
Feb. 6, 1993	102-89	Mississippi State	A
Feb. 25, 1993	122-52 <sup>3</sup>	Oral Roberts	H
March 5, 1993	106-86	LSU	N
March 17, 1993	102-70	Georgia Southern	H
Dec. 29, 1993	107-53	East Carolina	N
Jan. 12, 1994	119-43	Troy	A
Jan. 18, 1994	101-46	Mercer	H
Feb. 28, 1994	101-66	Troy	H
Dec. 3, 1994	105-87	Notre Dame	N
Dec. 9, 1994	102-50	Lamar	N
Dec. 29, 1994	119-46	UNC-Asheville	N
Jan. 3, 1995	102-64	East Tennessee State	H
March 18, 1995	121-120 <sup>4</sup>	Duke	H
Jan. 31, 1996	105-42	Alabama State	H
Nov. 28, 1996	102-74	Arizona State	N
Jan. 17, 1997	101-67	Oral Roberts	A
Feb. 6, 1997	102-61	Arkansas	H
Dec. 2, 1997	104-43	Samford	H
Feb. 21, 1999	102-59	Vanderbilt	H
Nov. 20, 2001	101-58	Troy	H
Dec. 2, 2006	102-48	Savannah State	H
Dec. 20, 2013	113-105 <sup>2</sup>	Troy	H
Nov. 17, 2019	111-56	Mercer	H

1 - overtime loss

2 - overtime game

3 - school record

4 - four overtimes



## HOME GAME RECORDS

### MILESTONE VICTORIES

<b>First</b>	Dec. 6, 1974
	Alabama 78, Athens 50
<b>50th</b>	Jan. 21, 1978
	Alabama 77, North Carolina 72
<b>100th</b>	Jan. 31, 1981
	Alabama 80, Georgia 66
<b>150th</b>	Dec. 27, 1983
	Alabama 102, Xavier 42
<b>200th</b>	Nov. 29, 1986
	Alabama 76, UAB 49
<b>250th</b>	Nov. 24, 1989
	Alabama 86, Chattanooga 59
<b>300th</b>	Feb. 12, 1992
	Alabama 72, Auburn 69
<b>400th</b>	Nov. 28, 1996
	Alabama 102, Arizona State 74
<b>500th</b>	Jan. 28, 2001
	Alabama 67, Ole Miss 64
<b>600th</b>	Dec. 30, 2008
	Alabama 81, Ball State 75
<b>700th</b>	Feb. 25, 2016
	Alabama 54, Tennessee 46

### TOP HOME CROWDS

1.	Tennessee on Jan. 31, 1999	9,786
2.	Tennessee on Feb. 4, 2001	7,647
3.	Tennessee on Jan. 26, 1997	7,523
4.	Alabama A&M on Dec. 11, 1999	7,094
5.	New Orleans on Nov. 11, 2016	7,042
6.	Tennessee on Feb. 5, 1995	6,989
7.	Tennessee on Feb. 19, 2006	5,380
8.	Vanderbilt on Jan. 8, 1995	5,297
9.	Tennessee on Jan. 28, 2007	4,601
10.	Tennessee on Feb. 27, 2005	4,355
11.	Georgia on Feb. 8, 1998	4,233
12.	Georgia State on Dec. 15, 2016	4,203
13.	Jacksonville on Nov. 16, 2017	4,179
14.	South Alabama on Dec. 5, 2018	4,149
15.	Middle Tennessee on Dec. 19, 1994	4,105

1 NCAA Tournament games  
2 Played at Foster Auditorium

### TEAM RECORDS

Points Scored	122 by Alabama vs. Oral Roberts (Feb. 25, 1993)
Rebounds	69 by Alabama vs. Oral Roberts (Feb. 25, 1993)
Field Goals Made	50 by Alabama vs. Montevallo (Feb. 9, 1976)
Field Goals Attempted	114 by Alabama vs. Duke (4 OT) (March 18, 1995)
Field Goal Percentage	65.0 by Texas Tech (Dec. 9, 1986)
FG Attempted, Both Teams	207 (UA 114, Duke 93) in 4 OT (March 18, 1995)
Free Throws Made	45 by Alabama vs. Alabama State (Nov. 27, 1990)
Free Throws Attempted	56 by Alabama vs. Alabama State (Nov. 27, 1990)
Free Throw Percentage	1.000 (20-20) by Alabama vs. Clemson (Dec. 19, 1993)
Free Throws Missed	24 by Alabama vs. Talladega (Feb. 7, 1976)
3-Point FG Made	15 (of 28) by Alabama vs. Auburn (Feb. 14, 2021)
3-Point FG Attempted	52 by Alabama vs. Duke (4 OT) (March 18, 1995)
3-Point FG Percentage	1.000 (3-3) by Alabama (Dec. 12, 1987) 1.000 by LSU (Jan. 20, 1988)
3-Point FG Attempted, Both Teams	70 (Alabama 52, Duke 18) 4 OT (March 18, 1995)
Assists	35 by Alabama vs. Vanderbilt (Nov. 19, 1980)
Steals	30 by Alabama vs. Oral Roberts (Feb. 25, 1993)
Blocked Shots	18 by Alabama vs. LSU (Jan. 22, 1983)
Turnovers	45 by Oral Roberts (Feb. 25, 1993)
Fouls	37 by Alabama vs. Alabama State (Feb. 13, 1991)
Fouls, Both Teams	62 (31 by UA, 31 by Grambling State) (Nov. 26, 1994)
Points by Opponent	120 (4 OT) by Duke (March 18, 1995)
Points, Both Teams	241 (121 by UA, 120 by Duke) (4 OT) (March 18, 1995)
Margin of Victory	70 by Alabama (122) vs. Oral Roberts (52) (Feb. 25, 1993)
Loss Margin	51 (Tennessee 95, Alabama 44) (Feb. 5, 1995)
Points Scored in a Half	68 by Alabama, second half, vs. Mississippi Valley State (Feb. 24, 1992)
Points Scored in a Quarter	41, second quarter vs. Mercer (Nov. 17, 2019)
Fewest Points Alabama, Game	34 by Alabama vs. South Carolina (Feb. 9, 2003)
Fewest Points Alabama, Quarter	3, second quarter, by Alabama vs. Arkansas (Jan. 25, 2017)
Fewest Points, Opponent	21 by Georgia State (Dec. 21, 1990)
Fewest Points, Opponent, Quarter	0, first quarter, by Lipsomb (Nov. 17, 2016)
Fewest Points, Both Teams	82 - South Carolina 48, Alabama 34 (Feb. 9, 2003)
Attendance, Single	9,786 vs. Tennessee (Jan. 31, 1999)
Attendance, Doubleheader with Men	8,379 vs. Florida (men vs. LSU) (Feb. 17, 1996)
Most Overtimes	4 Alabama vs. Duke, NCAA second round UA 121 - Duke 120 (March 18, 1995)

### INDIVIDUAL RECORDS

Points	43 by Rhyn Howard, Kentucky (Jan. 10, 2020)
Rebounds	21 by Laura Heard (UA) vs. Florida State (Jan. 30, 1989)
Field Goals Made	16 by Cassandra Crumpton (UA) vs. LSU (Jan. 22, 1983)
Field Goals Attempted	37 by Lisa McMullan (14-37) vs. Alabama State (Feb. 13, 1991)
Field Goal Percentage	1.000 (9-9) by Duke's Tyish Hall vs. Oklahoma State, NCAA First Round (March 16, 1995)
Free Throws Made	16 by Maxine Farmer, Georgia State (Jan. 7, 1984)
Free Throws Attempted	20 by Maxine Farmer, Georgia State (Jan. 7, 1984)
Free Throw Percentage	1.000 (13-13) by Mary Hudgins (UA) vs. Florida (Feb. 13, 1978)
3-Point FGs Made	8 by Amy Lannon (UA) vs. Florida (Jan. 4, 1992) and by Betsy Harris (UA) vs. Auburn (Feb. 16, 1994)
3-Point FGs Attempted	18 by Niesa Johnson (UA) vs. Duke (4 OT) (March 18, 1995)
3-Point FG Percentage	1.000 (5-5) by Niesa Johnson (UA) vs. Houston (Dec. 20, 1991)
Assists	16 by Shelly Pyles (UA) vs. Kentucky (Feb. 12, 1986)
Steals	9 by Niesa Johnson (UA) vs. Arkansas (Feb. 20, 1993)
Blocked Shots	9 by Terri Hillard (UA) vs. Mississippi College (March 5, 1981)
Triple Doubles	2 by Niesa Johnson in 1995 21 pts/11 rebs/10 assists vs. South Carolina (Jan. 22, 1995) 28 pts/12 rebs/14 assists vs. Duke (4 OTs) (March 18, 1995)

# 1,000-POINT SCORERS



## DOMINIQUE CANTY (5-10 • GUARD/FORWARD • CHICAGO, ILL.) - 2,294 POINTS

YEAR	GP-GS	FG-FGA	PCT	3FG-FGA	PCT	FT-FTA	PCT	REB-AVG	A	B	S	PTS-AVG
1995-96	31-20	176-332	.530	0-7	.000	100-151	.662	210-6.8	75	15	55	452-14.6
1996-97	31-29	177-345	.513	0-5	.000	144-218	.661	226-7.3	90	13	52	498-16.1
1997-98	34-33	262-506	.518	5-24	.208	203-270	.752	241-7.1	164	16	43	732-21.5
1998-99	31-31	213-445	.479	5-16	.313	181-236	.767	232-7.5	130	9	70	612-19.8
<b>TOTAL</b>	<b>127-113</b>	<b>828-1,628</b>	<b>.509</b>	<b>10-52</b>	<b>.192</b>	<b>628-875</b>	<b>.718</b>	<b>909-7.2</b>	<b>459</b>	<b>53</b>	<b>220</b>	<b>2,294-18.1</b>



## NIESA JOHNSON (5-9 • GUARD • CLINTON, MISS.) - 2,134 POINTS

YEAR	GP-GS	FG-FGA	PCT	3FG-FGA	PCT	FT-FTA	PCT	REB-AVG	A	B	S	PTS-AVG
1991-92	30-29	165-464	.356	76-231	.329	82-111	.739	212-7.1	151	6	86	488-16.3
1992-93	31-31	165-395	.418	61-173	.353	108-136	.794	167-5.4	226	13	95	499-16.1
1993-94	33-33	170-419	.406	53-160	.331	101-137	.737	181-5.5	237	15	93	494-15.0
1994-95	31-31	216-497	.435	75-200	.375	146-178	.820	185-6.0	186	13	76	653-21.1
<b>TOTAL</b>	<b>125-124</b>	<b>716-1,775</b>	<b>.403</b>	<b>265-764</b>	<b>.347</b>	<b>437-562</b>	<b>.778</b>	<b>745-6.0</b>	<b>800</b>	<b>47</b>	<b>350</b>	<b>2,134-17.1</b>



## CAROL SMITH (6-2 • CENTER • MILAN, TENN.) - 2,018 POINTS

YEAR	GP-GS	FG-FGA	PCT	3FG-FGA	PCT	FT-FTA	PCT	REB-AVG	A	B	S	PTS-AVG
1982-83	29-NA	191-349	.547	--	--	89-156	.571	267-9.2	23	33	39	471-16.2
1983-84	30-NA	217-393	.552	--	--	68-93	.731	222-7.4	33	14	53	502-16.7
1984-85	28-26	189-342	.553	--	--	103-161	.640	283-10.1	29	17	44	481-17.2
1985-86	29-28	231-414	.558	--	--	102-166	.614	304-10.5	29	18	43	564-19.4
<b>TOTAL</b>	<b>116-NA</b>	<b>828-1,498</b>	<b>.553</b>	<b>--</b>	<b>--</b>	<b>362-576</b>	<b>.628</b>	<b>1,076-9.3</b>	<b>114</b>	<b>82</b>	<b>179</b>	<b>2,018-17.4</b>



## YOLANDA WATKINS (6-2 • FORWARD/CENTER • DECATUR, ALA.) - 1,778 POINTS

YEAR	GP-GS	FG-FGA	PCT	3FG-FGA	PCT	FT-FTA	PCT	REB-AVG	A	B	S	PTS-AVG
1992-93	31-24	174-400	.435	1-18	.056	109-147	.741	270-8.7	17	40	44	458-14.8
1993-94	33-32	194-362	.536	1-3	.333	107-164	.652	322-9.8	27	68	48	496-15.0
1994-95	30-28	190-390	.487	14-27	.519	85-121	.702	277-9.2	21	40	28	479-16.0
1996-97	31-29	130-307	.423	9-40	.225	76-98	.776	227-7.3	22	39	23	345-11.1
<b>TOTAL</b>	<b>125-113</b>	<b>688-1,459</b>	<b>.472</b>	<b>25-88</b>	<b>.284</b>	<b>377-530</b>	<b>.711</b>	<b>1,096-8.8</b>	<b>87</b>	<b>187</b>	<b>143</b>	<b>1,778-14.2</b>



## TERRI HILLARD (5-10 • FORWARD • MEMPHIS, TENN.) - 1,630 POINTS

YEAR	GP-GS	FG-FGA	PCT	3FG-FGA	PCT	FT-FTA	PCT	REB-AVG	A	B	S	PTS-AVG
1980-81	33-5	150-330	.455	--	--	75-135	.556	187-5.7	35	29	42	375-11.4
1981-82	28-28	237-466	.509	--	--	95-165	.576	232-8.3	32	27	43	569-20.4
1982-83	29-29	171-394	.434	--	--	88-159	.553	260-9.0	47	21	30	430-15.0
1983-84	32-32	104-252	.413	--	--	48-86	.558	157-4.9	144	14	58	256-8.0
<b>TOTAL</b>	<b>122-94</b>	<b>662-1,442</b>	<b>.459</b>	<b>--</b>	<b>--</b>	<b>306-545</b>	<b>.561</b>	<b>836-6.9</b>	<b>258</b>	<b>91</b>	<b>173</b>	<b>1,630-13.4</b>



## JORDAN LEWIS (5-7 • GUARD • WINDERMERE, FLA.) - 1,581 POINTS

YEAR	GP-GS	FG-FGA	PCT	3FG-FGA	PCT	FT-FTA	PCT	REB-AVG	A	B	S	PTS-AVG
2016-17	36-36	106-324	.327	37-131	.282	102-153	.667	141-3.9	154	1	52	351-9.8
2017-18	31-31	87-274	.318	29-88	.330	99-135	.733	120-3.9	108	1	35	302-9.7
2018-19	8-8	32-76	.421	10-33	.303	34-47	.723	32-4.0	25	0	10	108-13.5
2019-20	30-30	120-308	.390	44-127	.346	110-152	.724	136-4.5	117	2	35	394-13.1
2020-21	25-25	126-309	.408	47-126	.373	127-162	.784	106-4.2	106	4	27	426-17.0
<b>TOTAL</b>	<b>130-130</b>	<b>471-1,291</b>	<b>.365</b>	<b>167-505</b>	<b>.331</b>	<b>472-649</b>	<b>.727</b>	<b>535-4.1</b>	<b>510</b>	<b>8</b>	<b>159</b>	<b>1,581-12.2</b>



## TIERNEY JENKINS (6-0 • FORWARD • MT. JULIET, TENN.) - 1,535 POINTS

YEAR	GP-GS	FG-FGA	PCT	3FG-FGA	PCT	FT-FTA	PCT	REB-AVG	A	B	S	PTS-AVG
2007-08	30-26	140-310	.452	1-5	.200	73-110	.664	200-6.7	15	20	53	354-11.8
2008-09	30-9	124-284	.437	2-7	.286	83-118	.703	222-7.4	38	15	48	333-11.1
2009-10	29-21	128-266	.481	0-0	.000	81-120	.675	264-9.1	40	14	49	337-11.6
2010-11	33-33	200-476	.420	0-3	.000	111-154	.721	350-10.6	53	30	94	511-15.5
<b>TOTAL</b>	<b>122-89</b>	<b>592-1,336</b>	<b>.443</b>	<b>3-15</b>	<b>.200</b>	<b>348-502</b>	<b>.693</b>	<b>1,036-8.5</b>	<b>146</b>	<b>79</b>	<b>244</b>	<b>1,535-12.6</b>



## BETSY HARRIS (5-10 • GUARD • DECATUR, MISS.) - 1,522 POINTS

YEAR	GP-GS	FG-FGA	PCT	3FG-FGA	PCT	FT-FTA	PCT	REB-AVG	A	B	S	PTS-AVG
1990-91	29-22	105-277	.379	43-109	.394	83-107	.776	16-0.6	54	2	35	336-11.6
1991-92	30-6	108-289	.374	49-148	.331	64-82	.780	76-2.5	43	0	37	329-11.0
1992-93	31-31	125-292	.428	89-208	.428	48-62	.774	109-3.5	40	2	44	387-12.5
1993-94	33-33	156-385	.405	91-264	.345	66-89	.742	98-3.0	50	3	29	470-14.2
<b>TOTAL</b>	<b>123-92</b>	<b>494-1,243</b>	<b>.397</b>	<b>273-729</b>	<b>.373</b>	<b>261-340</b>	<b>.768</b>	<b>299-2.4</b>	<b>187</b>	<b>7</b>	<b>145</b>	<b>1,522-12.4</b>




## HANNAH COOK (6-0 • GUARD • OZARK, MO.) - 1,468 POINTS

YEAR	GP-GS	FG-FGA	PCT	3FG-FGA	PCT	FT-FTA	PCT	REB-AVG	A	B	S	PTS-AVG
2014-15	32-25	93-285	.326	51-171	.298	44-71	.620	105-3.3	43	7	38	281-8.8
2015-16	31-31	117-310	.377	70-192	.365	68-93	.731	180-5.8	35	3	54	372-12.0
2016-17	36-36	136-364	.374	83-237	.350	58-73	.795	177-4.9	61	2	45	413-11.5
2017-18	34-34	126-330	.382	58-181	.320	92-116	.793	145-4.3	49	5	61	402-11.8
<b>TOTAL</b>	<b>133-126</b>	<b>472-1,289</b>	<b>.366</b>	<b>262-781</b>	<b>.335</b>	<b>262-353</b>	<b>.742</b>	<b>607-4.6</b>	<b>188</b>	<b>17</b>	<b>198</b>	<b>1,468-11.0</b>



## ASHLEY WILLIAMS (6-0 • FORWARD • COVINGTON, GA.) - 1,450 POINTS

YEAR	GP-GS	FG-FGA	PCT	3FG-FGA	PCT	FT-FTA	PCT	REB-AVG	A	B	S	PTS-AVG
2013-14	30-23	133-268	.496	0-0	.000	107-182	.588	198-6.6	13	6	16	373-12.4
2014-15	31-31	162-296	.547	0-0	.000	101-199	.508	189-6.1	15	7	36	425-13.7
2016-17	36-32	88-205	.429	0-0	.000	91-145	.628	235-6.5	30	5	19	267-7.4
2017-18	33-33	131-267	.491	0-0	.000	123-165	.745	237-7.2	46	11	31	385-11.7
<b>TOTAL</b>	<b>130-119</b>	<b>514-1,036</b>	<b>.496</b>	<b>0-0</b>	<b>.000</b>	<b>422-691</b>	<b>.611</b>	<b>859-6.6</b>	<b>104</b>	<b>29</b>	<b>102</b>	<b>1,450-11.2</b>



## SHONDRA JOHNSON (5-9 • GUARD • NEW ORLEANS, LA.) - 1,411 POINTS

YEAR	GP-GS	FG-FGA	PCT	3FG-FGA	PCT	FT-FTA	PCT	REB-AVG	A	B	S	PTS-AVG
1998-99	31-12	80-158	.506	7-21	.333	94-125	.752	92-8.4	116	7	37	261-8.4
1999-00	27-25	114-224	.509	3-15	.200	113-169	.669	137-5.1	143	5	45	344-12.7
2000-01	27-25	106-224	.473	2-15	.133	147-205	.717	104-3.9	137	7	50	361-13.4
2001-02	30-30	130-256	.508	5-21	.238	180-243	.741	145-4.8	131	1	47	445-14.8
<b>TOTAL</b>	<b>115-92</b>	<b>430-862</b>	<b>.499</b>	<b>17-72</b>	<b>.236</b>	<b>534-742</b>	<b>.720</b>	<b>478-4.2</b>	<b>527</b>	<b>20</b>	<b>179</b>	<b>1,411-12.3</b>



## JASMINE WALKER (6-3 • FORWARD • MONTGOMERY, ALA.) - 1,396\*

YEAR	GP-GS	FG-FGA	PCT	3FG-FGA	PCT	FT-FTA	PCT	REB-AVG	A	B	S	PTS-AVG
2017-18	24-1	50-132	.379	14-53	.264	23-27	.852	101-4.2	14	1	15	137-5.7
2018-19	31-30	143-346	.413	49-138	.355	50-72	.694	234-7.5	33	4	30	385-12.4
2019-20	30-30	129-326	.396	64-169	.379	36-50	.720	214-7.1	34	18	29	358-11.9
2020-21	27-27	186-426	.437	78-196	.398	66-79	.835	255-9.4	40	23	18	516-19.1
<b>TOTAL</b>	<b>112-88</b>	<b>508-1,230</b>	<b>.413</b>	<b>205-556</b>	<b>.369</b>	<b>175-228</b>	<b>.768</b>	<b>804-7.2</b>	<b>121</b>	<b>46</b>	<b>92</b>	<b>1,396-12.5</b>

\*Jasmine Walker spent 2016-17 at Florida state, scoring 23 points, bringing her overall career total to 1,419.

# 1,000-POINT SCORERS



## SHALONDA ENIS (6-1 • FORWARD/CENTER • CELESTE, TEXAS) - 1,309 POINTS

YEAR	GP-GS	FG-FGA	PCT	3FG-FGA	PCT	FT-FTA	PCT	REB-AVG	A	B	S	PTS-AVG
1995-96	32-32	296-629	.471	29-89	.326	145-212	.684	305-9.5	60	35	66	766-23.9
1996-97	32-29	202-455	.444	33-93	.355	106-152	.697	284-8.9	79	21	47	543-17.0
<b>TOTAL</b>	<b>64-61</b>	<b>498-1,084</b>	<b>.459</b>	<b>62-182</b>	<b>.341</b>	<b>251-364</b>	<b>.690</b>	<b>589-9.2</b>	<b>139</b>	<b>56</b>	<b>113</b>	<b>1,309-20.5</b>



## LESLIE PAYNE (6-2 • CENTER • PENSACOLA, FLA.) - 1,286 POINTS

YEAR	GP-GS	FG-FGA	PCT	3FG-FGA	PCT	FT-FTA	PCT	REB-AVG	A	B	S	PTS-AVG
1977-78	27-NA	132-267	.494	--	--	37-57	.649	184-6.8	12	0	0	301-11.1
1978-79	21-NA	80-160	.500	--	--	65-88	.739	180-8.6	11	17	13	225-10.7
1979-80	27-NA	144-312	.462	--	--	62-82	.756	209-7.7	41	43	25	350-13.0
1980-81	33-NA	161-326	.494	--	--	88-120	.733	236-7.2	36	50	28	410-12.4
<b>TOTAL</b>	<b>108-NA</b>	<b>517-1,065</b>	<b>.485</b>	<b>--</b>	<b>--</b>	<b>252-347</b>	<b>.726</b>	<b>809-7.5</b>	<b>100</b>	<b>110</b>	<b>66</b>	<b>1,286-11.9</b>



## CYNTHIA McDOUGLE (6-0 • FORWARD • WAYNESBORO, MISS.) - 1,261 POINTS

YEAR	GP-GS	FG-FGA	PCT	3FG-FGA	PCT	FT-FTA	PCT	REB-AVG	A	B	S	PTS-AVG
1984-85	27-20	109-186	.586	--	--	32-51	.627	143-5.3	3	6	40	250-9.3
1985-86	29-25	110-211	.521	--	--	63-93	.677	166-5.7	4	1	12	283-9.7
1986-87	29-29	194-362	.536	--	--	79-116	.681	148-5.1	6	7	37	467-16.1
1988-89	28-28	120-275	.433	0-0	.000	21-35	.600	112-4.0	27	5	8	261-9.3
<b>TOTAL</b>	<b>113-102</b>	<b>533-1,034</b>	<b>.515</b>	<b>0-0</b>	<b>.000</b>	<b>195-295</b>	<b>.661</b>	<b>569-5.0</b>	<b>40</b>	<b>19</b>	<b>97</b>	<b>1,261-11.2</b>



## LAURA VAUGHN (6-1 • FORWARD • KINGSFORT, TENN.) - 1,260 POINTS

YEAR	GP-GS	FG-FGA	PCT	3FG-FGA	PCT	FT-FTA	PCT	REB-AVG	A	B	S	PTS-AVG
1987-88	28-12	158-399	.396	0-3	.000	48-64	.750	170-6.1	12	11	33	364-13.0
1988-89	28-13	114-265	.430	8-29	.276	25-37	.676	129-4.6	36	8	24	261-9.3
1989-90	28-15	113-304	.372	37-114	.325	37-54	.685	172-6.1	20	10	22	300-10.7
1990-91	29-15	133-305	.436	17-70	.243	52-72	.722	193-6.7	64	9	28	335-11.6
<b>TOTAL</b>	<b>113-55</b>	<b>518-1,273</b>	<b>.407</b>	<b>62-216</b>	<b>.287</b>	<b>162-227</b>	<b>.714</b>	<b>664-5.9</b>	<b>132</b>	<b>38</b>	<b>107</b>	<b>1,260-11.2</b>



## BETH VICE (5-11 • GUARD • MT. STERLING, KY.) - 1,211 POINTS

YEAR	GP-GS	FG-FGA	PCT	3FG-FGA	PCT	FT-FTA	PCT	REB-AVG	A	B	S	PTS-AVG
1998-99	26-0	61-175	.349	42-121	.347	14-15	.933	53-2.0	32	4	21	178-6.8
2000-01	30-11	104-279	.373	70-201	.348	35-46	.761	79-2.6	55	1	26	313-10.4
2001-02	31-31	127-302	.421	86-198	.434	31-35	.886	126-4.1	80	4	40	371-12.0
2002-03	28-19	114-292	.390	72-199	.362	49-62	.790	113-4.0	68	12	23	349-12.5
<b>TOTAL</b>	<b>115-61</b>	<b>406-1,048</b>	<b>.387</b>	<b>270-719</b>	<b>.376</b>	<b>129-158</b>	<b>.816</b>	<b>371-3.2</b>	<b>235</b>	<b>21</b>	<b>110</b>	<b>1,211-10.5</b>



## NAVONDA MOORE (5-10 • GUARD/FORWARD • JACKSON, MISS.) - 1,185 POINTS

YEAR	GP-GS	FG-FGA	PCT	3FG-FGA	PCT	FT-FTA	PCT	REB-AVG	A	B	S	PTS-AVG
2003-04	23-3	81-191	.424	7-30	.233	46-64	.719	83-3.6	29	2	42	215-9.3
2004-05	29-12	80-198	.404	17-44	.386	60-86	.698	112-3.9	20	5	23	237-8.2
2005-06	27-19	114-289	.394	24-85	.282	86-123	.699	129-4.8	51	10	49	338-12.5
2006-07	29-26	143-357	.401	37-129	.287	72-96	.750	119-4.1	49	12	61	395-13.6
<b>TOTAL</b>	<b>108-60</b>	<b>418-1,035</b>	<b>.404</b>	<b>85-288</b>	<b>.295</b>	<b>264-369</b>	<b>.715</b>	<b>443-4.1</b>	<b>149</b>	<b>29</b>	<b>175</b>	<b>1,185-11.0</b>



## MONIQUE BIVENS (5-9 • GUARD • ALABASTER, ALA.) - 1,174 POINTS

YEAR	GP-GS	FG-FGA	PCT	3FG-FGA	PCT	FT-FTA	PCT	REB-AVG	A	B	S	PTS-AVG
2001-02	31-0	70-150	.467	27-56	.482	23-37	.622	92-3.0	13	6	15	190-6.1
2002-03	28-18	80-227	.352	53-138	.384	19-30	.633	87-3.1	17	5	17	232-8.3
2003-04	28-13	143-372	.384	55-183	.301	61-80	.763	136-4.9	21	3	25	402-14.4
2004-05	29-23	122-326	.374	58-171	.339	48-68	.706	109-3.8	28	5	22	350-12.1
<b>TOTAL</b>	<b>116-54</b>	<b>415-1,075</b>	<b>.386</b>	<b>193-548</b>	<b>.352</b>	<b>151-215</b>	<b>.702</b>	<b>424-3.7</b>	<b>79</b>	<b>19</b>	<b>79</b>	<b>1,174-10.1</b>




## ERICKA RUSSELL (5-7 • GUARD • TUSCALOOSA, ALA.) - 1,170 POINTS

YEAR	GP-GS	FG-FGA	PCT	3FG-FGA	PCT	FT-FTA	PCT	REB-AVG	A	B	S	PTS-AVG
2008-09	30-25	106-312	.340	57-204	.279	35-47	.745	75-2.5	32	5	30	304-10.1
2009-10	27-21	112-322	.348	46-183	.251	38-55	.691	83-3.1	38	6	33	308-11.4
2010-11	33-33	130-338	.385	75-105	.366	42-59	.712	82-2.5	53	10	53	377-11.4
2011-12	19-19	66-198	.333	34-117	.291	15-22	.682	40-2.1	19	0	26	181-9.5
<b>TOTAL</b>	<b>109-98</b>	<b>414-1,170</b>	<b>.354</b>	<b>212-609</b>	<b>.348</b>	<b>130-183</b>	<b>.710</b>	<b>280-2.6</b>	<b>142</b>	<b>21</b>	<b>142</b>	<b>1,170-10.7</b>



## GLENDA BOSS (5-10 • GUARD • TENNILLE, GA.) - 1,168 POINTS

YEAR	GP-GS	FG-FGA	PCT	3FG-FGA	PCT	FT-FTA	PCT	REB-AVG	A	B	S	PTS-AVG
1977-78	28-NA	130-263	.494	--	--	40-68	.588	189-6.8	21	0	0	300-10.7
1978-79	17-NA	84-166	.506	--	--	53-77	.688	112-6.6	2	2	10	221-13.0
1979-80	20-NA	111-234	.474	--	--	46-61	.754	138-6.9	18	3	24	268-13.4
1980-81	32-27	164-355	.462	--	--	51-73	.699	171-5.3	19	3	36	379-11.8
<b>TOTAL</b>	<b>97-NA</b>	<b>489-1,018</b>	<b>.480</b>	<b>--</b>	<b>--</b>	<b>190-279</b>	<b>.681</b>	<b>610-6.3</b>	<b>60</b>	<b>8</b>	<b>70</b>	<b>1,168-12.0</b>



## MEOSHONTI KNIGHT (5-8 • GUARD • MORGAN CITY, LA.) - 1,151 POINTS

YEAR	GP-GS	FG-FGA	PCT	3FG-FGA	PCT	FT-FTA	PCT	REB-AVG	A	B	S	PTS-AVG
2014-15	32-3	73-187	.390	10-34	.294	79-121	.653	81-2.5	38	5	43	235-7.3
2015-16	31-31	108-277	.390	16-70	.229	82-134	.612	113-3.6	61	10	50	314-10.1
2016-17	36-27	122-320	.381	20-79	.253	118-175	.674	159-4.4	71	12	48	382-10.6
2017-18	33-7	72-188	.383	12-47	.255	64-92	.696	76-2.3	45	6	32	220-6.7
<b>TOTAL</b>	<b>132-68</b>	<b>375-972</b>	<b>.386</b>	<b>58-230</b>	<b>.252</b>	<b>343-522</b>	<b>.657</b>	<b>429-3.3</b>	<b>215</b>	<b>33</b>	<b>173</b>	<b>1,151-8.7</b>



## LINDA BURGESS (6-1 • FORWARD • MADISON, ALA.) - 1,069 POINTS

YEAR	GP-GS	FG-FGA	PCT	3FG-FGA	PCT	FT-FTA	PCT	REB-AVG	A	B	S	PTS-AVG
1990-91	29-28	186-358	.520	0-0	.000	87-134	.649	228-7.9	29	21	45	459-15.8
1991-92	30-29	252-444	.568	0-0	.000	106-167	.635	247-8.2	14	26	47	610-20.3
<b>TOTAL</b>	<b>59-57</b>	<b>438-802</b>	<b>.546</b>	<b>0-0</b>	<b>.000</b>	<b>193-301</b>	<b>.641</b>	<b>475-8.1</b>	<b>43</b>	<b>47</b>	<b>92</b>	<b>1,069-18.1</b>



## TRACEY RUTLEDGE (5-6 • GUARD • HULL, GA.) - 1,069 POINTS

YEAR	GP-GS	FG-FGA	PCT	3FG-FGA	PCT	FT-FTA	PCT	REB-AVG	A	B	S	PTS-AVG
1985-86	29-10	97-238	.408	--	--	21-32	.656	63-2.2	68	7	29	215-7.4
1986-87	28-23	184-428	.430	--	--	79-102	.775	69-2.5	91	8	53	447-16.0
1987-88	28-28	149-376	.395	33-105	.314	76-104	.724	83-3.0	109	8	49	407-14.5
<b>TOTAL</b>	<b>85-63</b>	<b>430-1,042</b>	<b>.413</b>	<b>33-105</b>	<b>.314</b>	<b>176-238</b>	<b>.739</b>	<b>215-2.5</b>	<b>269</b>	<b>23</b>	<b>131</b>	<b>1,069-12.6</b>

# 1,000-POINT SCORERS



## LANISHA CARTWELL (6-2 • CENTER • MONTEVALLO, ALA.) - 1,066 POINTS

YEAR	GP-GS	FG-FGA	PCT	3FG-FGA	PCT	FT-FTA	PCT	REB-AVG	A	B	S	PTS-AVG
1998-99	30-0	40-84	.476	0-0	.000	22-38	.579	48-1.6	6	17	7	102-3.4
1999-00	29-22	97-186	.522	0-0	.000	51-82	.622	139-4.8	7	18	17	245-8.4
2000-01	31-28	142-276	.514	0-0	.000	73-99	.737	189-6.1	19	24	6	357-11.5
2001-02	31-30	140-264	.530	0-0	.000	82-117	.701	154-5.0	11	16	11	362-11.7
<b>TOTAL</b>	<b>121-80</b>	<b>419-810</b>	<b>.517</b>	<b>0-0</b>	<b>.000</b>	<b>228-336</b>	<b>.679</b>	<b>530-4.4</b>	<b>43</b>	<b>75</b>	<b>41</b>	<b>1,066-8.8</b>



## SHAFONTAYE MYERS (5-8 • GUARD • NEWBERN, ALA.) - 1,030 POINTS

YEAR	GP-GS	FG-FGA	PCT	3FG-FGA	PCT	FT-FTA	PCT	REB-AVG	A	B	S	PTS-AVG
2010-11	25-0	39-120	.325	21-85	.247	17-24	.708	28-1.1	17	0	11	116-4.6
2011-12	27-2	56-196	.286	26-109	.239	17-26	.654	77-2.9	34	0	46	155-5.7
2012-13	31-13	116-378	.308	80-287	.279	21-29	.724	74-2.4	21	4	41	333-10.7
2013-14	29-22	148-384	.385	84-212	.396	46-65	.708	113-3.9	29	3	43	426-14.7
<b>TOTAL</b>	<b>112-37</b>	<b>359-1,078</b>	<b>.333</b>	<b>211-693</b>	<b>.304</b>	<b>101-144</b>	<b>.701</b>	<b>292-2.6</b>	<b>101</b>	<b>7</b>	<b>141</b>	<b>1,030-9.2</b>



## CASSANDRA CRUMPTON (5-11 • GUARD • ORRVILLE, ALA.) - 1,091 POINTS

YEAR	GP-GS	FG-FGA	PCT	3FG-FGA	PCT	FT-FTA	PCT	REB-AVG	A	B	S	PTS-AVG
1982-83	29-29	227-510	.455	--	--	78-91	.857	211-7.3	74	6	60	532-18.3
1983-84	32-31	256-515	.497	--	--	47-66	.712	185-5.8	62	5	82	559-17.5
<b>TOTAL</b>	<b>61-60</b>	<b>483-1,025</b>	<b>.471</b>	<b>--</b>	<b>--</b>	<b>125-157</b>	<b>.796</b>	<b>396-6.5</b>	<b>136</b>	<b>11</b>	<b>142</b>	<b>1,091-17.9</b>



## SHAQUERA WADE (6-0 • GUARD • HUNTSVILLE, ALA.) - 1,028 POINTS

YEAR	GP-GS	FG-FGA	PCT	3FG-FGA	PCT	FT-FTA	PCT	REB-AVG	A	B	S	PTS-AVG
2015-16	30-9	72-195	.369	11-43	.256	26-44	.591	116-3.9	31	11	38	181-6.0
2016-17	36-32	126-297	.424	25-77	.325	63-91	.692	206-5.7	61	13	57	340-9.4
2017-18	34-30	76-196	.388	17-60	.283	54-77	.701	138-4.1	51	14	46	223-6.6
2018-19	31-29	108-295	.366	32-101	.317	36-62	.581	133-4.3	65	14	41	284-9.2
<b>TOTAL</b>	<b>128-120</b>	<b>382-983</b>	<b>.389</b>	<b>85-281</b>	<b>.302</b>	<b>179-274</b>	<b>.653</b>	<b>592-4.5</b>	<b>208</b>	<b>52</b>	<b>182</b>	<b>1,028-8.0</b>



## BRITTNEY EZELL (5-5 • GUARD • FRANKLIN, TENN.) - 1,024 POINTS

YEAR	GP-GS	FG-FGA	PCT	3FG-FGA	PCT	FT-FTA	PCT	REB-AVG	A	B	S	PTS-AVG
1994-95	31-26	58-182	.319	35-121	.289	59-86	.686	97-3.1	77	3	23	210-6.8
1995-96	32-31	81-249	.325	53-170	.312	46-77	.597	84-2.6	180	0	46	261-8.2
1996-97	31-30	50-188	.266	43-144	.299	37-50	.750	66-2.2	143	1	41	180-5.8
1997-98	34-34	109-294	.371	70-207	.338	85-128	.664	106-3.1	220	2	56	373-11.0
<b>TOTAL</b>	<b>128-120</b>	<b>298-913</b>	<b>.326</b>	<b>201-642</b>	<b>.313</b>	<b>227-341</b>	<b>.666</b>	<b>353-2.8</b>	<b>620</b>	<b>6</b>	<b>166</b>	<b>1,024-8.0</b>



## LAURA HEARD (5-9 • FORWARD • ELBERTON, GA.) - 1,015 POINTS

YEAR	GP-GS	FG-FGA	PCT	3FG-FGA	PCT	FT-FTA	PCT	REB-AVG	A	B	S	PTS-AVG
1986-87	27-0	51-91	.560	--	--	36-56	.642	105-3.8	5	1	20	138-5.1
1987-88	28-27	121-212	.571	0-0	.000	65-91	.714	198-7.1	14	5	31	307-11.0
1988-89	27-24	127-239	.531	0-0	.000	70-99	.707	270-10.0	5	3	23	324-12.0
1989-90	20-20	103-208	.495	0-0	.000	40-60	.667	149-7.5	10	16	15	246-12.3
<b>TOTAL</b>	<b>102-71</b>	<b>402-750</b>	<b>.536</b>	<b>0-0</b>	<b>.000</b>	<b>211-306</b>	<b>.690</b>	<b>722-7.1</b>	<b>34</b>	<b>25</b>	<b>89</b>	<b>1,015-10.0</b>

## SEC ACADEMIC HONOR ROLL

1985	Sandra Rushing	Sr.	Physical Education	Katie Hancock	Jr.	Business Management	
1986	Shelly Pyles	So.	Pre-Pharmacy	Ericka Russell	So.	Business Administration	
1987	Shelly Pyles	Jr.	Pre-Pharmacy	Courtney Strauthers	Sr.	Exercise Science	
1988	Julie Beaty	So.	Business	Tamara Williams	Sr.	Health Studies	
	Shelly Pyles	Sr.	Pre-Pharmacy	2011	Katie Hancock	Sr.	Marketing
1989	Julie Beaty	Jr.	Business	Erin Hogue	So.	General Health Sciences	
	Tracy Bowden	So.	Physical Therapy	Kaneisha Horn	Fr.	Sports Medicine	
1990	Julie Beaty	Sr.	Business	Ericka Russell	Jr.	Business Administration	
	Tracy Bowden	Jr.	Accounting	2012	Khristin Bush	So.	Nursing
	Sissy Braden	Sr.	Education	Aneesah Daniels	Fr.	Management	
1991	Tracy Bowden	Sr.	Education	2013	Emily Davis	Fr.	Elementary Education
	Leslie Claybrook	So.	Sports Management	Nikki Hegstetter	Fr.	Advertising	
	Stacey Franklin	Jr.	Education	Briana Hutchen	So.	Communication Studies	
	Laura Vaughn	Sr.	Education	Khristin Lee	Jr.	Communication Studies	
	Kendra Willis	Sr.	Communications	Jasmine Steele	Fr.	Pre-Business	
1992	Leslie Claybrook	Jr.	English	Erika Waters	Jr.	General Health	
	Stacey Franklin	Sr.	Elementary Education	2014	Emily Davis	So.	Elementary Education
1993	Leslie Claybrook	Sr.	English	Oceana Hamilton	Fr.	Advertising	
1994	Niesha Johnson	Jr.	Special Education	Nikki Hegstetter	So.	Marketing	
	Carla Koonce	Jr.	Physical Education	Courtney Hunter	Fr.	Accounting	
	Sarah Smith	So.	Sports Management	Briana Hutchen	Jr.	Communication Studies	
	Madonna Thompson	Jr.	Speech Pathology	Karyla Middlebrook	Fr.	Business	
1995	Leah Monteith	Fr.	Elementary Education	Kara Rawls	Fr.	Human Development	
	Sarah Smith	Jr.	Sports Management	Ashley Williams	Fr.	Criminal Justice	
	Marlene Stevenson	Sr.	Engineering	2015	Quanetria Bolton	Fr.	Exercise Science
	Madonna Thompson	Sr.	Communication Disorders	Oceana Hamilton	So.	Advertising	
	Tonya Tice	Jr.	Human Performance	Breanna Hayden	So.	Exercise Science	
1996	Cara Crosslin	Jr.	HPE/Pre-Physical Therapy	Nikki Hegstetter	Jr.	Marketing	
	Pam Duncan	Sr.	Communication Disorders	Briana Hutchen	Sr.	Communication Studies	
	Leah Monteith	So.	Elementary Education	Meoshonti Knight	Fr.	Human Development	
	Jennifer Teeple	Jr.	Sports Management	Karyla Middlebrook	R-Fr.	Business	
1997	Pam Duncan	Jr.	Communication Disorders	Sharin Rivers	Sr.	Exercise Science	
	Leah Monteith	Jr.	Elementary Education	Ashley Williams	So.	Criminal Justice	
	Jennifer Teeple	Sr.	Sports Management	2016	Quanetria Bolton	So.	Exercise Science
	Yolanda Watkins	Sr.	General Studies	Nikki Hegstetter	Sr.	Marketing	
1998	Reagan Croyle	Fr.	Pre-Major Studies	Trista Magee	Fr.	Marketing	
	Pam Duncan	Sr.	Elementary Education	Karyla Middlebrook	So.	Management	
	Leah Goss	Sr.	Elementary Education	Shaquera Wade	Fr.	Human Development	
	Kidada Holtzclaw	Sr.	Human Performance	Ashley Williams	Jr.	Criminal Justice	
1999	Kari Belcher	Jr.	Food & Nutrition	2017	Taylor Berry	So.	Chemical Engineering
	Reagan Croyle	So.	Biology	Quanetria Bolton	Jr.	Exercise Science	
2000	Kari Belcher	Sr.	Food & Nutrition	Ashley Knight	Fr.	Criminal Justice	
2002	Shun Hunter	Sr.	Management	Jordan Lewis	Fr.	Business	
	Leigh Papisan	Sr.	Public Relations	Ashley Williams	Sr.	Criminal Justice	
	Katie Sipe	Jr.	Education	2018	Taylor Berry	Jr.	Chemical Engineering
2004	Leah Drury	So.	Sports Management	Quanetria Bolton	Sr.	Exercise Science	
	Lauren Hill	So.	Biology	Alana da Silva	Sr.	Human Environmental Science	
	Krystle Johnson	Jr.	Math	Ashley Knight	So.	Criminal Justice	
	Kate Mastin	So.	Pre-Business	Meoshonti Knight	Sr.	Psychology	
	Dee Merriweather	Jr.	Health Studies	Jordan Lewis	So.	Marketing	
	Marverly Nettles	So.	Criminal Justice	Amber Richardson	Jr.	Human Environmental Science	
	Katie Sipe	Jr.	Hospitality Management	Jasmine Walker	So.	Exercise Science	
2005	Leah Drury	Jr.	Sports Management	Ashley Williams	Sr.	Sport Business Management	
	Natasha Gramble	Sr.	Biology	2019	Megan Abrams	Fr.	General Business
	Lauren Hill	Jr.	Biology	Hannah Barber	Fr.	General Business	
	Chanel Johnson	Fr.	Pre-Pharmacy	Taylor Berry	Sr.	Chemical Engineering	
	Krystle Johnson	Sr.	Math	Allie Craig Cruce	Fr.	Communication Studies	
	Kate Mastin	Jr.	Business	Shelby Gibson	R-Jr	Interdisciplinary Studies	
	Dee Merriweather	Jr.	Health Studies	Ashley Knight	Jr.	Criminal Justice	
	Marverly Nettles	Jr.	Criminal Justice	Jordan Lewis	Jr.	Marketing	
	Katie Sipe	Sr.	Hotel Management	Grace Pelphrey	Fr.	Exercise Science	
2006	Camilla Blands	Fr.	Pre-Major Studies	Amber Richardson	Sr.	Human Environmental Science	
	Leah Drury	Jr.	Sports Management	Jasmine Walker	So.	Exercise Science	
	Lauren Hill	Jr.	Biology	Tanyiah Worth	Fr.	Advertising	
	Kate Mastin	Jr.	Business	2020	Megan Abrams	So.	Finance
	Dee Merriweather	Sr.	Health Studies	Allie Craig Cruce	So.	Communications Studies	
2007	Camilla Blands	So.	Pre-Major Studies	Hannah Barber	So.	Kinesiology	
	Alyson Butler	Fr.	Exercise Science	Shelby Gibson	R-Jr.	Interdisciplinary Studies	
	Leah Drury	Sr.	Sports Management	Ahriahna Grizzle	Fr.	Criminal Justice/Psychology	
	Kate Mastin	Sr.	Business	Ashley Knight	Sr.	Criminal Justice	
	Navonda Moore	Sr.	Communications	Jordan Lewis	R-Jr.	Business Administration	
	Courtney Strauthers	Fr.	Exercise Science	Destiny Rice	Fr.	Exercise Science	
	Tamara Williams	Fr.	Health Studies	Amber Richardson	Sr.	Sport Business Management	
2008	Camilla Blands	Jr.	Psychology	2021	Megan Abrams	Jr.	Finance/Economics
	Alyson Butler	So.	Exercise Science	Hannah Barber	Jr.	Human Performance/Exercise Science	
	Daliesha Carn	Fr.	Psychology	Allie Craig Cruce	Jr.	Communication Studies	
	Katie Hancock	Fr.	Business Management	Ahriahna Grizzle	So.	Criminal Justice/Psychology	
	Varisia Raffington	Fr.	Accounting	Jordan Lewis	R-Sr.	Business Administration	
	Courtney Strauthers	So.	Exercise Science	Destiny Rice	So.	Human Performance/Exercise Science	
	Tamara Williams	So.	Health Studies	Jasmine Walker	Sr.	Sport Hospitality	
2009	Alyson Butler	Jr.	Exercise Science				
	Ericka Russell	Fr.	Business Administration				
	Tamara Williams	Jr.	Health Studies				
2010	Alyson Butler	Sr.	Exercise Science				

INTRODUCTION

COACHES &amp; STAFF

FACILITIES

PLAYERS

RECORDS

HONOR &amp; AWARDS

TOURNAMENTS

HISTORY

THIS IS ALABAMA

## SEC AWARDS

### SEC COACH OF THE YEAR

1986 Lois Myers

### ALL-SEC FIRST TEAM

Year	Name	Class	Pos.
1982	Terri Hillard	So.	G
1983	Cassandra Crumpton	Jr.	F
1984	Carol Smith	So.	C
1985	Carol Smith	Jr.	C
1986	Carol Smith	Sr.	C
1988	Tracey Rutledge	Jr.	G
1991	Linda Burgess	Jr.	F
1992	Linda Burgess	Sr.	F
1993	Niesa Johnson*	So.	G
1994	Niesa Johnson*	Jr.	G
	Yolanda Watkins	So.	C
1995	Niesa Johnson*	Sr.	G
1996	Shalonda Enis*	Jr.	F
1997	Dominique Canty	So.	G
	Shalonda Enis	Sr.	F
1998	Dominique Canty*	Jr.	G
1999	Dominique Canty*	Sr.	G
2011	Tierney Jenkins	Sr.	F
2021	Jasmine Walker	Sr.	F

\* Unanimous

### ALL-SEC SECOND TEAM

Year	Name	Class	Pos.
1988	Michelle Smith	Fr.	C
1989	Laura Heard	Jr.	F
1990	Laura Vaughn	Jr.	F
1993	Yolanda Watkins	Fr.	F/C
1994	Betsy Harris	Sr.	G
1995	Yolanda Watkins	Jr.	C
1997	Yolanda Watkins	Sr.	C
1998	Brittney Ezell	Sr.	G
	Tausha Mills	Sr.	C
2000	Shondra Johnson	So.	G
2001	Shondra Johnson	Jr.	G
2002	Shondra Johnson	Sr.	G
2004	Monique Bivins	Jr.	G
2005	Monique Bivins	Sr.	G
2006	Navonda Moore	Jr.	G
2006	Navonda Moore	Jr.	G
2020	Jasmine Walker	Jr.	F
2021	Jordan Lewis	Sr.	G

### ALL-SEC HONORABLE MENTION

Year	Name	Class	Pos.
1992	Niesa Johnson	Fr.	G

### SEC ALL-DEFENSIVE TEAM

Year	Name	Class	Pos.
2011	Tierney Jenkins	Sr.	F

### SEC SCHOLAR-ATHLETE OF THE YEAR

Year	Name	Pos.
2020	Jordan Lewis	G

### SEC FRESHMAN OF THE YEAR

Year	Name	Pos.
1992	Niesa Johnson	G
2017	Jordan Lewis	G

### SEC ALL-FRESHMAN TEAM

Year	Name	Pos.
1992	Niesa Johnson	G
1993	Yolanda Watkins	F/C
1996	Dominique Canty	G
2004	Kate Mastin	G
2008	Tierney Jenkins	F
2009	Ericka Russell	G
2011	Kaneisha Horn	F
2014	Ashley Williams	F
2017	Ashley Knight	F
2017	Jordan Lewis	G

### SEC ALL-FRESHMAN SECOND TEAM

Year	Name	Pos.
1988	Michelle Smith	C
1989	Amy Lannom	G
	Stacey Franklin	F

### SEC TOURNAMENT MVP

Year	Name	Class	Pos.
1984	Cassandra Crumpton	Sr.	F
*1996	Dominique Canty	Fr.	G

\* First freshman SEC Tournament MVP

### SEC ALL-TOURNAMENT TEAM

Year	Name	Class	Pos.
1981	Mary Beasley	So.	C
	Leslie Payne	So.	C
1982	Terri Hillard	So.	G
1984	Cassandra Crumpton	Sr.	F
1993	Niesa Johnson	So.	G
1995	Niesa Johnson	Sr.	G
1996	Dominique Canty	Fr.	G
	Brittney Ezell	So.	G
1998	Dominique Canty	Jr.	G
1999	Dominique Canty	Sr.	G

### SEC PLAYER OF THE WEEK

Date	Name
Jan. 14, 1986	Sandra Rushing
Jan. 14, 1991	Linda Burgess
March 2, 1992	Linda Burgess
Feb. 15, 1993	Niesa Johnson
Jan. 8, 1996	Shalonda Enis
Feb. 17, 1997	Shalonda Enis
Feb. 9, 1998	Dominique Canty
Feb. 15, 1999	Dominique Canty
Dec. 23, 2002	Beth Vice
Nov. 15, 2011	Tierney Jenkins
Feb. 21, 2011	Ericka Russell
Nov. 19, 2012	Daisha Simmons
Dec. 23, 2013	Daisha Simmons
Nov. 24, 2014	Ashley Williams
Feb. 20, 2018	Ashley Williams
Dec. 17, 2019	Brittany Davis
Feb. 25, 2020	Jordan Lewis
Feb. 16, 2021	Jasmine Walker

### SEC FRESHMAN OF THE WEEK

Nov. 22, 2010	Jasmine Robinson
Nov. 29, 2010	Kaneisha Horn
Nov. 28, 2011	Aneesah Daniels
Jan. 27, 2014	Ashley Williams
Feb. 24, 2014	Ashley Williams
Nov. 15, 2016	Jordan Lewis
Dec. 20, 2016	Ashley Knight
Dec. 27, 2016	Jordan Lewis
Jan. 10, 2017	Jordan Lewis
Jan. 24, 2017	Jordan Lewis
Feb. 21, 2017	Jordan Lewis
Dec. 18, 2018	De'Sha Benjamin

**BOLD** denotes current player



## MISCELLANEOUS AWARDS

### NAISMITH PLAYER OF THE YEAR FINALISTS

1994	Niesa Johnson
1997	Shalonda Enis
1998	Dominique Canty
1999	Dominique Canty

### PRESEASON NAISMITH CANDIDATES

1995	Niesa Johnson
1997	Shalonda Enis

### USBWA FRESHMAN OF THE YEAR

1992	Niesa Johnson
------	---------------

### BASKETBALL TIMES NATIONAL FRESHMAN OF THE YEAR

1992	Niesa Johnson
------	---------------

### WOMEN'S BASKETBALL NEWS SERVICE FRESHMAN OF THE YEAR

1992	Niesa Johnson
------	---------------

### SPORTS ILLUSTRATED NATIONAL PLAYER OF THE WEEK

Dec. 30, 1992	Niesa Johnson
---------------	---------------

### ALABAMA AMATEUR ATHLETE OF THE YEAR

1993	Niesa Johnson
------	---------------

### USA BASKETBALL JUNIOR NATIONAL TEAM

1992	Niesa Johnson
1993	Niesa Johnson

### USA BASKETBALL WOMEN'S NATIONAL TEAM

1994	Niesa Johnson
------	---------------

### USA BASKETBALL WORLD UNIVERSITY GAMES TEAM

1995	Niesa Johnson
------	---------------

### USA BASKETBALL WOMEN'S 3X3 NATIONAL CHAMPIONSHIP

2019	Jordan Lewis
------	--------------

### COSIDA ACADEMIC ALL-DISTRICT

2020	Jordan Lewis
------	--------------

## BEFORE ALABAMA

### WBCA JC/CC PLAYER OF THE YEAR

1995	Shalonda Enis
1996	Tausha Mills
1998	Kaunda Williams
1999	Boo Barnes

### NJCAA PLAYER OF THE YEAR

2018	Cierra Johnson
------	----------------

### NAISMITH NATIONAL PLAYER OF THE YEAR

1992	Yolanda Watkins
------	-----------------

### USA TODAY NATIONAL PLAYER OF THE YEAR

1992	Yolanda Watkins
------	-----------------

### MCDONALD'S HIGH SCHOOL ALL-AMERICAN

2010	Kaneisha Horn
------	---------------

### WBCA HIGH SCHOOL ALL-AMERICAN

2010	Kaneisha Horn
------	---------------

### GATORADE PLAYER OF THE YEAR

1991	Niesa Johnson (Mississippi)
1992	Yolanda Watkins (Alabama)
1996	Joni Crenshaw (Mississippi)
2006	Dedrea Magee (Mississippi)
2010	Kaneisha Horn (Alabama)
2015	Shaquera Wade (Alabama)
2016	Jasmine Walker (Alabama)

### STATE PLAYER OF THE YEAR

1985	Julie Beaty (Alabama 3A)
1985	Tracey Rutledge (Georgia)
1991	Niesa Johnson (Mississippi)
1993	Shalonda Enis (Texas Class A)
1994	Latrish Jones (Alabama 6A)
1997	Boo Barnes (Alabama 6A)
2001	Kate Mastin (Alabama 5A)
2010	Kaneisha Horn (Alabama 4A) Shafontaye Myers (Alabama 1A)
2015	Trista Magee (Mississippi) Shaquera Wade (Alabama 7A)
2016	Jordan Lewis (Florida 4A) Jasmine Walker (Alabama 7A)
2018	De'Sha Benjamin (Georgia 2A)

## NCAA TOURNAMENT AWARDS

### FINAL FOUR ALL-TOURNAMENT TEAM

1994	Betsy Harris
------	--------------

### REGIONAL MVP

Year	Name	Region
1994	Betsy Harris	Midwest

### REGIONAL ALL-TOURNAMENT

Year	Name	Region
1994	Niesa Johnson	Midwest
	Yolanda Watkins	Midwest
1996	Shalonda Enis	West

## POLL HISTORY

### ALABAMA IN THE FINAL NATIONAL RANKINGS

	AP	WBCA/ Coaches
1984	12	—
1992	18	17
1993	NR	25
1994	16	4
1995	13	13
1996	10	11
1997	8	11
1998	11	11
1999	22	25

### HIGHEST REGULAR-SEASON RANKING

- 2 - *USA Today* (Nov. 12 and Nov. 18, 1996)
- 2 - *Associated Press* (Nov. 12, 1996)

## ALL-AMERICA HONOREES




**CASSANDRA CRUMPTON**

1983

**THIRD TEAM**

American Women's Sports Federation



**LINDA BURGESS**


1992

**THIRD TEAM**

Women's Basketball News Service

**HONORABLE MENTION**

Basketball Times



**NIESA JOHNSON**

1992-95

**FIRST TEAM**

Kodak/WBCA (1994, 95)

Associated Press (1995)

U.S. Basketball Writers Association (1994, 95)

Basketball Times (1994)

**SECOND TEAM**

Women's Basketball News Service (1995)

**HONORABLE MENTION**

Basketball Times (1993)

**FRESHMAN**

U.S. Basketball Writers Association (1992)

Women's Basketball News Service (1992)

Basketball Times (1992)



**SHALONDA ENIS**

1996-97

**FIRST TEAM**

Kodak/WBCA (1996)  
 Women's Basketball News Service (1996)  
 U.S. Basketball Writers Association (1997)

**SECOND TEAM**

The Sporting News (1997)

**THIRD TEAM**

Associated Press (1996, 97)

**HONORABLE MENTION**

Kodak/WBCA (1997)



**DOMINIQUE CANTY**

1996-99

**FIRST TEAM**

Associated Press (1999)  
 U.S. Basketball Writers Association (1998, 99)  
 Women's Basketball News Service (1999)  
 Women's Basketball Journal (1999)

**SECOND TEAM**

Women's Basketball News Service (1998)  
 Associated Press (1998)  
 Women's Basketball Journal (1998)

**THIRD TEAM**


U.S. Basketball Writers Association (1997)

**HONORABLE MENTION**

Kodak/WBCA (1997, 98, 99)  
 Associated Press (1997)

**FRESHMAN**

Women's Basketball News Service (1996)



**LEAH GOSS**

1997

**HONORABLE MENTION**

Associated Press

INTRODUCTION

COACHES & STAFF

FACILITIES

PLAYERS

RECORDS

**HONOR & AWARDS**

TOURNAMENTS

HISTORY

THIS IS ALABAMA

# TOURNAMENT RESULTS

## ALL-TIME SEC TOURNAMENT RESULTS

### 1980 (1-1)

Feb. 7, 1980	W	69-53	Vanderbilt	Knoxville, Tenn.	First Round
Feb. 8, 1980	L	69-77	Kentucky	Knoxville, Tenn.	Second Round

### 1981 (3-1)

Jan. 29, 1981	W	67-54	Florida	Baton Rouge, La.	First Round
Jan. 30, 1981	W	77-71	Tennessee	Baton Rouge, La.	Second Round
Jan. 31, 1981	W	80-66	Georgia	Baton Rouge, La.	Semifinal
Feb. 1, 1981	L	50-61	Auburn	Baton Rouge, La.	Final

### 1982 (0-1)

Feb. 26, 1982	L	76-82	Kentucky	Lexington, Ky.	First Round
---------------	---	-------	----------	----------------	-------------

### 1983 (1-1)

March 3, 1983	W	69-53	Florida	Knoxville, Tenn.	First Round
March 4, 1983	L	73-91	Tennessee	Knoxville, Tenn.	Second Round

### 1984 (2-1)

March 3, 1984	W	85-66	Tennessee	Athens, Ga.	Second Round
March 4, 1984	W	83-73	Vanderbilt	Athens, Ga.	Semifinal
March 5, 1984	L	65-74	Georgia	Athens, Ga.	Final

### 1985 (0-1)

Feb. 24, 1985	L	85-87	Vanderbilt	Oxford, Miss.	First Round
---------------	---	-------	------------	---------------	-------------

### 1986 (1-1)

Feb. 28, 1986	W	71-57	Florida	Athens, Ga.	First Round
March 1, 1986	L	71-88	Georgia	Athens, Ga.	Second Round

### 1987 (1-1)

March 4, 1987	W	88-76	Mississippi State	Albany, Ga.	First Round
March 5, 1987	L	61-89	Auburn	Albany, Ga.	Second Round

### 1988 (0-1)

March 4, 1988	L	66-76	Ole Miss	Albany, Ga.	Second Round
---------------	---	-------	----------	-------------	--------------

### 1989 (1-1)

March 3, 1989	W	59-55	Mississippi State	Albany, Ga.	First Round
March 4, 1989	L	61-89	Tennessee	Albany, Ga.	Second Round

### 1990 (0-1)

March 2, 1990	L	45-71	Ole Miss	Albany, Ga.	First Round
---------------	---	-------	----------	-------------	-------------

### 1991 (1-1)

March 1, 1991	W	95-75	Florida	Albany, Ga.	First Round
March 2, 1991	L	69-78	Georgia	Albany, Ga.	Second Round

### 1992 (0-1)

March 6, 1992	L	87-95	Kentucky	Albany, Ga.	Second Round
---------------	---	-------	----------	-------------	--------------

### 1993 (2-1)

March 5, 1993	W	106-86	LSU	Chattanooga, Tenn.	First Round
March 6, 1993	W	88-73	Florida	Chattanooga, Tenn.	Second Round
March 7, 1993	L	72-76	Georgia	Chattanooga, Tenn.	Semifinal

### 1994 (1-1)

March 4, 1994	W	86-84 OT	Ole Miss	Chattanooga, Tenn.	Second Round
March 6, 1994	L	56-72	Tennessee	Chattanooga, Tenn.	Semifinal

### 1995 (1-1)

March 4, 1995	W	86-72	Arkansas	Chattanooga, Tenn.	Second Round
March 5, 1995	L	70-84	Tennessee	Chattanooga, Tenn.	Semifinal

### 1996 (2-1)

March 2, 1996	W	65-59	Auburn	Chattanooga, Tenn.	Second Round
March 3, 1996	W	86-70	LSU	Chattanooga, Tenn.	Semifinal
March 4, 1996	L	60-64	Tennessee	Chattanooga, Tenn.	Final

### 1997 (1-1)

March 1, 1997	W	85-63	Arkansas	Chattanooga, Tenn.	Second Round
March 2, 1997	L	72-83	Florida	Chattanooga, Tenn.	Semifinal

### 1998 (2-1)

Feb. 27, 1998	W	92-72	South Carolina	Columbus, Ga.	Second Round
Feb. 28, 1998	W	74-61	Florida	Columbus, Ga.	Semifinal
March 1, 1998	L	63-67	Tennessee	Columbus, Ga.	Final

### 1999 (2-1)

Feb. 25, 1999	W	82-71	South Carolina	Chattanooga, Tenn.	First Round
Feb. 26, 1999	W	76-72	Auburn	Chattanooga, Tenn.	Second Round
Feb. 27, 1999	L	69-80	Tennessee	Chattanooga, Tenn.	Semifinal

### 2000 (0-1)

March 2, 2000	L	63-67	Kentucky	Chattanooga, Tenn.	First Round
---------------	---	-------	----------	--------------------	-------------

### 2001 (1-1)

March 1, 2001	W	59-55	Auburn	Memphis, Tenn.	First Round
March 2, 2001	L	52-82	Tennessee	Memphis, Tenn.	Second Round

# TOURNAMENT RESULTS

## ALL-TIME SEC TOURNAMENT RESULTS

<b>2002 (0-1)</b>						
Feb. 28, 2002	L	60-64	Georgia	Nashville, Tenn.	First Round	
<b>2003 (0-1)</b>						
March 6, 2003	L	48-53	Arkansas	North Little Rock, Ark.	First Round	
<b>2004 (0-1)</b>						
March 4, 2004	L	56-63	Ole Miss	Nashville, Tenn.	First Round	
<b>2005 (1-1)</b>						
March 3, 2005	W	62-58	Florida	Greenville, S.C.	First Round	
March 4, 2005	L	59-60	LSU	Greenville, S.C.	Second Round	
<b>2006 (0-1)</b>						
March 2, 2006	L	62-84	Vanderbilt	North Little Rock, Ark.	First Round	
<b>2007 (0-1)</b>						
March 1, 2007	L	49-78	Ole Miss	Duluth, Ga.	First Round	
<b>2008 (0-1)</b>						
March 6, 2008	L	62-71	Georgia	Nashville, Tenn.	First Round	
<b>2009 (0-1)</b>						
March 5, 2009	L	49-68	Tennessee	North Little Rock, Ark.	First Round	
<b>2010 (0-1)</b>						
March 4, 2010	L	66-73	Georgia	Duluth, Ga.	First Round	
<b>2011 (0-1)</b>						
March 3, 2011	L	36-60	LSU	Nashville, Tenn.	First Round	
<b>2012 (0-1)</b>						
March 1, 2012	L	38-57	South Carolina	Nashville, Tenn.	First Round	
<b>2013 (1-1)</b>						
March 6, 2013	W	63-36	Mississippi State	Duluth, Ga.	First Round	
March 7, 2013	L	35-77	South Carolina	Duluth, Ga.	Second Round	
<b>2014 (0-1)</b>						
March 6, 2014	L	65-78	LSU	Duluth, Ga.	First Round	
<b>2015 (0-1)</b>						
March 4, 2015	L	56-66	Vanderbilt	Little Rock, Ark.	First Round	
<b>2016 (0-1)</b>						
March 2, 2016	L	49-58	LSU	Jacksonville, Fla.	First Round	
<b>2017 (2-1)</b>						
March 1, 2017	W	77-57	Vanderbilt	Greenville, S.C.	First Round	
March 2, 2017	W	72-64	Tennessee	Greenville, S.C.	Second Round	
March 3, 2017	L	55-65	Kentucky	Greenville, S.C.	Quarterfinals	
<b>2018 (0-1)</b>						
March 1, 2018	L	64-71	Kentucky	Nashville, Tenn.	Second Round	
<b>2019 (1-1)</b>						
March 6, 2019	W	74-57	Vanderbilt	Greenville, S.C.	First Round	
March 7, 2019	L	52-53	Auburn	Greenville, S.C.	Second Round	
<b>2020 (0-1)</b>						
March 5, 2020	L	61-68	Georgia	Greenville, S.C.	Second Round	
<b>2021 (1-1)</b>						
March 4, 2021	W	82-74	Missouri	Greenville, S.C.	Second Round	
March 5, 2021	L	63-75	South Carolina	Greenville, S.C.	Quarterfinals	
SEC Tournament Overall Record: 29-42						

## RECORD VERSUS OPPONENTS IN SEC TOURNAMENT

Arkansas	2-1	Kentucky	0-6	Missouri	1-0	Vanderbilt	4-3
Auburn	3-3	LSU	2-4	South Carolina	2-3		
Florida	7-1	Ole Miss	1-4	Tennessee	3-9		
Georgia	1-8	Mississippi State	3-0	Texas A&M	0-0		

# TOURNAMENT RESULTS

## ALL-TIME NATIONAL POSTSEASON RESULTS

1977 (0-3)					
March 22, 1977	L	59-89	Wayland Baptist	Amarillo, Texas	NWIT
March 23, 1977	L	73-88	Belmont	Amarillo, Texas	NWIT
March 24, 1977	L	75-84	Indiana State	Amarillo, Texas	NWIT
1984 (1-1)					
March 18, 1984	W	78-70	Central Michigan	Mt. Pleasant, Mich.	Midwest Region NCAA First Round
March 23, 1984	L	58-65	Tennessee	Knoxville, Tenn.	NCAA Second Round
1988 (0-1)					
March 16, 1988	L	63-77	South Carolina	Columbia, S.C.	Midwest Region NCAA First Round
1992 (1-1)					
March 18, 1992	W	100-87	Tennessee Tech	Tuscaloosa, Ala.	Midwest Region NCAA First Round
March 21, 1992	L	68-98	Western Kentucky	Bowling Green, Ky.	NCAA Second Round
1993 (1-1)					
March 17, 1993	W	102-70	Georgia Southern	Tuscaloosa, Ala.	Midwest Region NCAA First Round
March 21, 1993	L	73-74 OT	North Carolina	Chapel Hill, N.C.	NCAA Second Round
1994 (4-1)					
March 13, 1994	W	96-86	Oregon State	Tuscaloosa, Ala.	Midwest Region NCAA First Round
March 20, 1994	W	84-78	Iowa	Iowa City, Iowa	NCAA Second Round
March 25, 1994	W	73-68	Texas Tech	Austin, Texas	NCAA Sweet 16
March 26, 1994	W	96-82	Penn State	Austin, Texas	NCAA Elite Eight
April 2, 1994	L	66-69	Louisiana Tech	Richmond, Va.	NCAA Final Four
1995 (2-1)					
March 16, 1995	W	82-55	Mount St. Mary's	Tuscaloosa, Ala.	East Region NCAA First Round
March 18, 1995	W	121-120 4OT	No. 20 Duke	Tuscaloosa, Ala.	NCAA Second Round
March 23, 1995	L	56-87	No. 1 Connecticut	Storrs, Conn.	NCAA Sweet 16
1996 (2-1)					
March 15, 1996	W	95-66	Appalachian State	Tuscaloosa, Ala.	West Region NCAA First Round
March 17, 1996	W	88-68	No. 23 N.C. State	Tuscaloosa, Ala.	NCAA Second Round
March 23, 1996	L	76-78 OT	No. 3 Stanford	Seattle, Wash.	NCAA Sweet 16
1997 (2-1)					
March 4, 1997	W	94-50	Saint Francis	Tuscaloosa, Ala.	East Region NCAA First Round
March 16, 1997	W	61-52	St. Joseph's	Tuscaloosa, Ala.	NCAA Second Round
March 22, 1997	L	71-87	No. 15 Notre Dame	Columbia, S.C.	NCAA Sweet 16
1998 (2-1)					
March 13, 1998	W	94-46	UNC Greensboro	Tuscaloosa, Ala.	Midwest Region NCAA First Round
March 15, 1998	W	75-74	No. 25 UCLA	Tuscaloosa, Ala.	NCAA Second Round
March 21, 1998	L	57-71	No. 4 Louisiana Tech	Lubbock, Texas	NCAA Sweet 16
1999 (1-1)					
March 12, 1999	W	80-68	Grambling State	Chapel Hill, N.C.	Midwest Region NCAA First Round
March 14, 1999	L	56-70	No. 11 North Carolina	Chapel Hill, N.C.	NCAA Second Round
2000 (0-1)					
March 16, 2000	L	68-70	Chattanooga	Chattanooga, Tenn.	WNIT First Round
2001 (1-1)					
March 15, 2001	W	77-67	Memphis	Tuscaloosa, Ala.	WNIT First Round
March 18, 2001	L	72-84	UAB	Birmingham, Ala.	WNIT Second Round
2002 (2-1)					
March 13, 2002	W	68-67	Missouri	Columbia, Mo.	WNIT First Round
March 17, 2002	W	99-77	Eastern Kentucky	Richmond, Ky.	WNIT Second Round
March 19, 2002	L	61-79	Michigan State	East Lansing, Mich.	WNIT Quarterfinals
2011 (2-1)					
March 17, 2011	W	80-69	Memphis	Memphis, Tenn.	WNIT First Round
March 20, 2011	W	72-70	Northwestern	Evanston, Ill.	WNIT Second Round
March 22, 2011	L	59-74	Toledo	Toledo, Ohio	WNIT Round of 16
2016 (0-1)					
March 16, 2016	L	52-53	Tulane	New Orleans, La.	WNIT First Round
2017 (3-1)					
March 16, 2017	W	81-57	Mercer	Tuscaloosa, Ala.	WNIT First Round
March 19, 2017	W	55-53	Little Rock	Tuscaloosa, Ala.	WNIT Second Round
March 23, 2017	W	72-64	Tulane	Tuscaloosa, Ala.	WNIT Round of 16
March 26, 2017	L	66-76	Georgia Tech	Atlanta, Ga.	WNIT Quarterfinals
2018 (3-1)					
March 14, 2018	W	69-56	Southern	Tuscaloosa, Ala.	WNIT First Round
March 18, 2018	W	80-61	UCF	Tuscaloosa, Ala.	WNIT Second Round
March 22, 2018	W	61-59	Georgia Tech	Tuscaloosa, Ala.	WNIT Round of 16
March 25, 2018	L	67-74	Virginia Tech	Blacksburg, Va.	WNIT Quarterfinals
2021 (1-1)					
March 22, 2021	W	80-71	North Carolina	San Antonio, Texas	NCAA First Round
March 24, 2021	L	64-100	Maryland	San Antonio, Texas	NCAA Second Round

NCAA Overall Record: 17-11

WNIT Overall Record: 11-7

NWIT Overall Record: 0-3

## ALL-TIME COACHING RECORDS

Year	Head Coach	Overall Record	SEC Record	Final Rankings (AP/Coaches)	SEC Finish	SEC Tournament	Postseason
1974-75	Stephanie Schleuder	13-12	—	—	—	—	—
1975-76	Stephanie Schleuder	13-9	—	—	—	—	—
1976-77	Stephanie Schleuder	13-15	—	—	—	—	NWIT Eighth
1977-78	Ed Nixon	21-10	—	—	—	—	—
1978-79	Ed Nixon	13-13	—	—	—	—	—
1979-80	Ed Nixon	12-15	—	—	—	Second Round	—
1980-81	Ann Cronic	21-12	—	—	—	Finals	—
1981-82	Ken Weeks	17-11	—	—	—	Second Round	—
1982-83	Ken Weeks	16-13	2-6	—	T-7th	Second Round	—
1983-84	Ken Weeks	23-9	5-3	12/-	T-4th	Finals	NCAA Sweet 16
1984-85	Ken Weeks	18-10	3-5	—	T-7th	First Round	—
1985-86	Lois Myers	20-9	3-6	—	8th	Second Round	—
1986-87	Lois Myers	19-10	2-7	—	8th	Second Round	—
1987-88	Lois Myers	18-10	5-4	—	6th	Second Round	NCAA First Round
1988-89	Lois Myers	14-15	1-8	—	10th	Second Round	—
1989-90	Rick Moody	16-12	4-5	—	7th	First Round	—
1990-91	Rick Moody	17-12	3-6	—	9th	Second Round	—
1991-92	Rick Moody	23-7	7-4	18/17	3rd	Second Round	NCAA Second Round
1992-93	Rick Moody	22-9	6-5	-/25	5th	Semifinals	NCAA Second Round
1993-94	Rick Moody	26-7	7-4	16/4	4th	Semifinals	NCAA Final Four
1994-95	Rick Moody	22-9	7-4	13/13	6th	Semifinals	NCAA Sweet 16
1995-96	Rick Moody	24-8	7-4	10/11	4th	Finals	NCAA Sweet 16
1996-97	Rick Moody	25-7	10-2	8/11	2nd	Semifinals	NCAA Sweet 16
1997-98	Rick Moody	24-10	10-4	11/13	3rd	Finals	NCAA Sweet 16
1998-99	Rick Moody	20-11	7-7	22/25	5th	Semifinals	NCAA Second Round
1999-00	Rick Moody	15-14	5-9	—	8th	First Round	WNIT First Round
2000-01	Rick Moody	19-12	5-9	—	8th	Second Round	WNIT Second Round
2001-02	Rick Moody	19-12	7-7	—	8th	First Round	WNIT Quarterfinal
2002-03	Rick Moody	13-15	3-11	—	10th	First Round	—
2003-04	Rick Moody	12-16	4-10	—	10th	First Round—	—
2004-05	Rick Moody	14-15	4-10	—	9th	Second Round	—
2005-06	Stephany Smith	9-19	3-11	—	11th	First Round	—
2006-07	Stephany Smith	10-20	0-14	—	12th	First Round	—
2007-08	Stephany Smith	8-22	1-13	—	12th	First Round	—
2008-09	Wendell Hudson	13-17	1-13	—	12th	First Round	—
2009-10	Wendell Hudson	12-18	4-12	—	11th	First Round	—
2010-11	Wendell Hudson	18-15	5-11	—	10th	First Round	WNIT Round of 16
2011-12	Wendell Hudson	12-19	2-14	—	11th	First Round	—
2012-13	Wendell Hudson	13-18	2-14	—	13th	Second Round	—
2013-14	Kristy Curry	14-16	7-9	—	T-6th	Second Round	—
2014-15	Kristy Curry	13-19	2-14	—	14th	First Round	—
2015-16	Kristy Curry	15-16	4-12	—	12th	First Round	WNIT First Round
2016-17	Kristy Curry	22-14	5-11	—	11th	Quarterfinals	WNIT Quarterfinals
2017-18	Kristy Curry	20-14	7-9	—	8th	Second Round	WNIT Quarterfinals
2018-19	Kristy Curry	14-17	5-11	—	11th	Second Round	—
2019-20	Kristy Curry	18-12	8-8	—	8th	Second Round	— ***
2020-21	Kristy Curry	17-10	8-8	—	7th	Second Round	NCAA Second Round
<b>Overall Record</b>		<b>769-602 (.560)</b>	<b>172-314 (.353)</b>				*** Postseason canceled due to COVID-19 pandemic



**STEPHANIE SCHLEUDER**  
39-36 (.520)  
Three seasons



**ED NIXON**  
46-38 (.548)  
Three seasons



**ANN CRONIC**  
21-12 (.636)  
One season



**KEN WEEKS**  
74-43 (.632)  
10-14 SEC (.417)  
Four seasons



**LOIS MYERS**  
71-44 (.617)  
10-26 SEC (.277)  
Four seasons



**RICK MOODY**  
311-176 (.639)  
96-101 SEC (.487)  
16 seasons



**STEPHANY SMITH**  
27-61 (.307)  
4-39 SEC (.093)  
Three seasons



**WENDELL HUDSON**  
68-87 (.439)  
14-64 SEC (.179)  
Five seasons

### A

**Abrams, Megan, G** . . . . . 2018-Present  
Lafayette, La.  
Akers, Sylvia, F/C . . . . . 1981-82  
Gainesville, Ga.  
Alexander, Sharrona, F . . . . . 1993-94  
Murfreesboro, Tenn.  
Allen, Taquilla, G/F . . . . . 2000-01  
Pleasant Grove, Ala.  
Allen, Taylor, G . . . . . 2008  
Pinson, Ala.  
Amey, Stephanie, G . . . . . 1978

### B

Bankhead, Wanda, G . . . . . 1979  
Florence, Ala.  
Baragy, Rebecca, G . . . . . 1997  
Melbourne, Australia  
**Barber, Hannah, G** . . . . . 2018-Present  
Homewood, Ala.  
Barnes, Harriet, F/C . . . . . 2005-07  
Birmingham, Ala.  
Barnes, Yalika "Boo", G . . . . . 2000-01  
Montgomery, Ala.  
Barrett, Donna, F . . . . . 1979  
Kennesaw, Ga.  
Barrier, Kim, G . . . . . 1987  
Elkhart, Ind.  
Beasley, Mary, G . . . . . 1981  
Bowdon, Ga.  
Beaty, Julie, G . . . . . 1987-90  
Ider, Ala.  
Belcher, Kari, G . . . . . 1998-2000  
Mt. Olive, Ala.  
Bellinger, Crystal, G . . . . . 2005-06  
Manhattan, N.Y.  
Benjamin, De'Sha, G . . . . . 2018-21  
Augusta, Ga.  
Berry, Taylor, G . . . . . 2015-19  
New Orleans, La.  
Bethel, Latasha, F . . . . . 1989-90  
Decatur, Ga.  
Biddle, Tauwana, G . . . . . 1975-76  
Bivins, Monique, G . . . . . 2002-05  
Alabaster, Ala.  
Blackwell, Linda, G . . . . . 1979  
Huntsville, Ala.  
Blands, Camilla, G . . . . . 2005-09  
Naerum, Denmark  
Blesch, Becky, G . . . . . 1998  
Ringgold, Ga.  
Bolton, Quanetria, F . . . . . 2014-18  
Anniston, Ala.  
Boss, Glenda, F . . . . . 1978-81  
Tennille, Ga.  
Bowden, Tracy, C . . . . . 1988-91  
Rush Springs, Okla.  
Bozeman, Debbie, F . . . . . 1980-82  
Sylvestre, Ga.  
Braden, Sissy, F . . . . . 1987-90  
Lewisburg, Tenn.  
Brooks, Bridgette, G . . . . . 1985  
Starkville, Miss.  
Bryant, Betty, G . . . . . 1983, 1985  
Cordele, Ga.  
Burgess, Linda, F . . . . . 1991-92  
Madison, Ala.  
Burrow, Rozetha, F . . . . . 1992  
Pinson, Ala.  
Busby-Dunphy, Alana . . . . . 2020-21  
Eureka, Calif.  
Bush, Kristin, G . . . . . 2011-12  
Huntsville, Ala.  
Butler, Alyson, G . . . . . 2007-10  
Cleveland, Tenn.

### C

Cale, Anne, C . . . . . 1978-81  
Reston, Va.  
Canty, Dominique, G . . . . . 1996-99  
Chicago, Ill.  
Carden, Stacey, G . . . . . 1987-88  
Huntsville, Ala.  
Carn, Daleisha, G . . . . . 2008  
Jacksonville, Fla.  
Carruth, Nicole, G . . . . . 1997-2001  
Sulligent, Ala.  
Carter, Khadijah, F . . . . . 2014-16  
Goodrich, Texas  
Cartwell, LaNisha, C/F . . . . . 1999-2002  
Montevallo, Ala.  
Caudle, LaToya, C/F/P . . . . . 1997-99  
Madison, Ala.  
Chandler, Talisha, F . . . . . 2007-08  
Clover, S.C.  
Claybrook, Leslie, F . . . . . 1990-93  
Luverne, Ala.  
Colvin, Kamisha, G . . . . . 1995  
Montgomery, Ala.  
Conaway, Donna, F/G . . . . . 1981-82  
Temple, Ga.  
Conners, Cindy, G . . . . . 1975  
Cook, Hannah, G . . . . . 2014-18  
Ozark, Mo.  
Copeland, Ariyah, F . . . . . 2017-21  
Columbus, Ga.  
Cox, Vickie, F/G . . . . . 1985-86  
LaGrange, Ga.  
Crenshaw, Camillia, G . . . . . 1991-94  
Fayette, Ala.  
Crenshaw, Joni, F/C . . . . . 1998-2001  
Meridian, Miss.  
Crosby, Kyra, F . . . . . 2012  
Powder Springs, Ga.  
Crosslin, Cara, F . . . . . 1994-97  
Tuscumbia, Ala.  
Croyle, Reagan, F . . . . . 1997-99  
Gadsden, Ala.  
**Cruce, Allie Craig, F** . . . . . 2018-Present  
Killen, Ala.  
Crumpton, Cassandra, F . . . . . 1983-84  
Orrville, Ala.  
**Cullinan, Taylor, F** . . . . . 2021-Present  
Dallas, Ga.  
Cunningham, Susan, G . . . . . 1980  
Winfield, Ala.

### D

da Silva, Alana, G . . . . . 2016-18  
Sao Paulo, Brazil  
**Daniel, Nia** . . . . . 2021-Present  
Harrisburg, N.C.  
Daniels, Aneesah, F . . . . . 2012  
Decatur, Ga.  
Daniels, Consuelo, F . . . . . 1994-95  
Rome, Ga.  
**Davis, Brittany G** . . . . . 2019-Present  
Manchester, Ga.  
Davis, DeeDee, C . . . . . 1984-87  
Pensacola, Fla.  
Davis, Elisa, G . . . . . 1982  
Tuscaloosa, Ala.  
Davis, Emily, G . . . . . 2013-14  
Enterprise, Ala.  
Davis, Nikki, G . . . . . 2007  
Frankfort, Ky.  
Day, Jennifer, G . . . . . 1989  
Houston, Texas  
Day, Melissa, C . . . . . 1980  
Jackson, Miss.  
Del-Valle, Melissa, G . . . . . 1992-93  
Queens, N.Y.  
DePriest, Lisa, G . . . . . 1979-81  
Jackson, Tenn.  
Drury, Leah, G . . . . . 2003-07  
Greensboro, Ala.  
Dubose, DeDe, C . . . . . 1983-86  
Austell, Ga.  
Duncan, Pam, G . . . . . 1995-98  
Carrlinton, Ala.

### E

Elliot, Christy, G . . . . . 2008  
Tuscaloosa, Ala.  
Ellis, Julie, F . . . . . 1975-76  
Enis, Shalonda, P/F . . . . . 1996-97  
Celeste, Texas  
Ezell, Brittney, G . . . . . 1995-98  
Franklin, Tenn.

### F

Farmer, Celiscia, G . . . . . 2010-13  
Madison, Wis.  
Fisher, Margaret, G . . . . . 1976-79  
Nashville, Tenn.  
Foy, C'Coriea, G . . . . . 2016  
Fayetteville, N.C.  
Franco, Dorothy, G . . . . . 1977-78  
Milford, Conn.  
Franklin, Stacey, F . . . . . 1989-92  
Smyrna, Ga.  
Freeman, Tawana, F . . . . . 2004  
Louisville, Ky.  
Friday, Deborah, G . . . . . 1979  
Tuscaloosa, Ala.  
Fuller, Shondra, F . . . . . 1993-95  
Decatur, Ala.

### G

Gamble, Natasha, F/C . . . . . 2002-05  
Jackson, Ala.  
Gavin, Audrey, G . . . . . 1984-85  
Webster, Fla.  
Geiger, Kathy, F . . . . . 1976  
Gibson, Shelby, C . . . . . 2018-20  
Murfreesboro, Tenn.  
Giles, Peggy, F . . . . . 1982  
Gonzalez, Michelle "Boo", G . . . . . 1988  
Marietta, Ga.  
**Gordon, Myra** . . . . . 2020-Present  
Fort Worth, Texas  
Goss (Monteith), Leah, G . . . . . 1994-98  
Centre, Ala.  
Griswold, Patricia, F . . . . . 1979  
Bessemer, Ala.  
**Grizzle, Ahriahna, G** . . . . . 2019-Present  
Toronto, Ontario, Canada  
Gunter, Sheila, G . . . . . 1979  
Clinton, Miss.

### H

Hackett, Gwen, C/F . . . . . 1976-78  
Hall, Hazel, G . . . . . 1978-81  
Marietta, Ga.  
Hall, Neacole, G . . . . . 1985  
York, Ala.  
Hamilton, Oceana, C/F . . . . . 2014-15  
Mississauga, Ontario, Canada  
Hamilton, Tamisha, C . . . . . 2004  
Corpus Christi, Texas  
Hancock, Katie, G/F . . . . . 2008-11  
Tupelo, Miss.  
Harris, Betsy . . . . . 1991-94  
Decatur, Miss.  
Hayden, Breanna, G . . . . . 2015-16  
Dallas, Texas  
Heard, Laura, F . . . . . 1987-90  
Elberton, Ga.  
Hegstetter, Nikki, F . . . . . 2012-16  
Kennesaw, Ga.  
Hill, Lauren, G/F . . . . . 2003-06  
New Orleans, La.  
Hill, Mitzi, G . . . . . 1975  
Hillard, Terri, G/F . . . . . 1981-84  
Memphis, Tenn.  
Hines, Kittie, G . . . . . 1983-84  
Frankfort, Ky.  
Hogue, Erin, G/F . . . . . 2011-12  
Birmingham, Ala.  
Holland, Kelly, G . . . . . 1979-82  
Clinton, Miss.  
Hollifield, Caitlin, F . . . . . 2008  
Knoxville, Tenn.  
Holtzclaw, Kidada, G . . . . . 1995-98  
Sylacauga, Ala.  
Horn, Kaneisha, F . . . . . 2011-13  
Birmingham, Ala.  
Howell, Terrie, G . . . . . 1985-86  
Clinton, Miss.  
Hudgins, Mary, F . . . . . 1976-79  
Huntsville, Ala.  
Hunter, Courtney, G . . . . . 2014  
Hoover, Ala.  
Hunter, Shun, F . . . . . 1999-2003  
Pensacola, Fla.  
Hutchen, Briana, F . . . . . 2012-15  
Baltimore, Md.  
Hutton, Karen, G . . . . . 1980  
Pulaski, Tenn.  
Hutton, Ledean . . . . . 1977-78



## ALL-TIME LETTERWINNERS

### J

Jack, Brittany, F . . . . . 2012-14  
Suwanee, Ga.  
Jenkins, Tierney, F . . . . . 2008-11  
Mt. Juliet, Tenn.  
Johns, Jamilah, C . . . . . 2001-03  
Starkville, Miss.  
Johnson, Chanel, F/C . . . . . 2004-06  
Tulsa, Okla.  
Johnson, Krystle, C . . . . . 2004-06  
Hoover, Ala.  
Johnson, Cierra, G . . . . . 2018-20  
Mobile, Ala.  
Johnson, Niesa, G . . . . . 1992-95  
Clinton, Miss.  
Johnson, Shondra, G . . . . . 1999-2002  
New Orleans, La.  
Jones, Jaqui, F/G . . . . . 1996-2000  
Chicago, Ill.  
Jones Keyara . . . . . 2020-21  
Heidelberg, Miss.  
Jones, Latrish, F/C . . . . . 1996-99  
Huntsville, Ala.  
Jones, Leila, G . . . . . 1975-76  
Jones, Nia, G/F . . . . . 1986-87  
Baltimore, Md.  
Joye, Lateefah, G . . . . . 2005  
Brooklyn, N.Y.

### K

Kelso, Dottie, G/F . . . . . 1983-84  
Lewisburg, Tenn.  
King, LaToya, G . . . . . 2010-11  
Stuart, Fla.  
Knight, Ashley, F . . . . . 2016-20  
Austin, Texas  
Knight, Coco, G . . . . . 2016-18  
Bay Minette, Ala.  
Knight, Meoshonti, G . . . . . 2014-18  
Morgan City, La.  
**Koang, Ruth . . . . . 2020-Present**  
**Rochester, N.Y.**  
Koonce, Carla, G . . . . . 1991-95  
Dothan, Ala.

### L

Lacey, Amber, F . . . . . 1996  
Altadena, Calif.  
Langley, Vivian, G/F . . . . . 1975-76  
Lannom, Amy, G . . . . . 1989-92  
Gallatin, Tenn.  
Lard, Mandy, G . . . . . 2001  
Hoover, Ala.  
Lee, Beverly, G . . . . . 1989-91  
Smyrna, Ga.  
Lee, Judith, G . . . . . 1983  
Tuscaloosa, Ala.  
Lee, Khristin, G . . . . . 2011-13  
Birmingham, Ala.  
Leonard, Lisa, G . . . . . 1982-83  
Marietta, Ga.  
Lewis, Jordan, G . . . . . 2016-21  
Windermere, Fla.

### M

Magee, Dedrea G . . . . . 2007-10  
Picayune, Miss.  
Magee, Trista, G . . . . . 2015-16  
Ellisville, Miss.  
Martello, "Binky", G . . . . . 2001  
Milton, Fla.  
Martinez, Diamanté, F . . . . . 2014-16  
New Orleans, La.  
Mastin, Kate, G . . . . . 2003-07  
Boaz, Ala.  
Matarazzi, Becky, G/F . . . . . 1978  
McCoy, Carmen, C . . . . . 2009-11  
Leeds, Ala.  
McDougle, Cynthia, F . . . . . 1985-87, 1989  
Waynesboro, Miss.  
McGraw, Brooksie, C . . . . . 2014  
Gainesville, Fla.  
McKeever, Laura, G . . . . . 1975  
Meier, Stephanie, G . . . . . 1987-89  
Wilmington, Del.  
Menefee, Sandra, G . . . . . 1986  
Tuskegee, Ala.  
Merritt, Jessica, G . . . . . 2012-13  
Talladega, Ala.  
Merriweather, Dee, C . . . . . 2003-06  
Hanceville, Ala.  
Middlebrook, Karyla, G . . . . . 2013-16  
Blue Springs, Mo.  
Mills, Tausha, C . . . . . 1997-98  
Garland, Texas  
**Mingo-Young, Jamya . . . . . 2021-Present**  
**Loranger, La**  
Mitcham, Alicia, F . . . . . 2011-12  
Balch Springs, Texas  
Mitchell, Patty, G . . . . . 1975-78  
Moore, Navonda, G . . . . . 2004-07  
Jackson, Miss.  
Moore, Tina, F . . . . . 1987-88  
Phoenix, Ariz.  
Murray, Sandra, G . . . . . 1977-79  
Birmingham, Ala.  
Myers, Shafontaye, G . . . . . 2011-14  
Newbern, Ala.

### N

Nettles, Marverly, G . . . . . 2004-06  
Birmingham, Ala.

### O

Och, Kathy, F . . . . . 1980  
Clairton, Pa.

### P

Papisan, Leigh, F . . . . . 2000-03  
Hoover, Ala.  
Payne, Carol, G . . . . . 1979  
Pensacola, Fla.  
Payne, Leslie, C . . . . . 1978-81  
Pensacola, Fla.  
Pelphrey, Grace, G . . . . . 2018-19  
Tuscaloosa, Ala.  
Perkins, Meghan, G . . . . . 2012-13  
Montgomery, Ala.  
Perkins, Sandra "Binki", G . . . . . 1991  
Muscle Shoals, Ala.  
Peters, Ferris, F . . . . . 2000  
Baton Rouge, La.  
Pitts, Brenda, F . . . . . 1975-78  
Prescott, Nikki, F/C . . . . . 1999  
San Diego, Calif.  
Pyles, Shelly, G . . . . . 1985-88  
Haleyville, Ala.

### R

Raffington, Varisia, G . . . . . 2008-11  
Tallahassee, Fla.  
Rasenber, Jackie, C . . . . . 1987  
Brockville, Ontario, Canada  
Rawls, Kara, F . . . . . 2014  
Hoover, Ala.  
Redus, Manisha, G . . . . . 2001-04  
Decatur, Ala.  
Reed, "Capper", G . . . . . 2001-03  
Guntersville, Ala.  
Reshard, Nathalie, F . . . . . 2007-08  
Niceville, Fla.  
Rice, Destiny G . . . . . 2019-21  
Shreveport, La.  
**Rice, Jada . . . . . 201-Present**  
**Suwanee, Ga.**  
Richardson, Amber, G . . . . . 2017-20  
Garner, N.C.  
Richardson, Willene, G . . . . . 1975  
Rivers, Sharin, G . . . . . 2014-15  
Huntsville, Ala.  
Robinson, Jasmine, G . . . . . 2011-13  
Memphis, Tenn.  
Robinson, Kayla, F . . . . . 2009-10  
Edwards, Miss.  
Rorie, Ivey, G . . . . . 1978  
Roy, Doris, F . . . . . 1977-78  
Ruffin, DaiJia, G . . . . . 2016-2018  
Louisville, Ky.  
Rushing, Sandra, G . . . . . 1983-86  
Biloxi, Miss.  
Russell, Ericka, G . . . . . 2009-12  
Tuscaloosa, Ala.  
Rutherford, Mamie, C . . . . . 2005-06  
Hatton, Ala.  
Rutledge, Tracey, G . . . . . 1986-88  
Hull, Ga.

### S

Scarborough, Gayle, G . . . . . 1975-76  
Shaw, Jocelyn, F . . . . . 2010  
Mobile, Ala.  
Shelton, Angie, G . . . . . 1983-84  
Lewisburg, Tenn.  
Simmons, Daisha, G . . . . . 2012-14  
Jersey City, N.J.  
Sipe, Katie, G . . . . . 2002-05  
Hillsboro, Tenn.  
Smith, Carol, C . . . . . 1982-86  
Milan, Tenn.  
Smith, Justina, C/F . . . . . 1984  
Cairo, Ill.  
\*Smith, Kathy, C . . . . . 1976-78  
Smith, Michelle, C/F . . . . . 1988-91  
Tuscaloosa, Ala.  
Smith, Sarah, F/C . . . . . 1993-96  
Montevallo, Ala.  
Smith, Sherry, F . . . . . 1975  
Smith, Sparkle, F . . . . . 2001-02  
Detroit, Mich.  
Smithson, Janie, G/F . . . . . 1975-76  
Snoddy, Dorothy, F . . . . . 1975  
Snyder, Kristie, G . . . . . 1982  
Knoxville, Tenn.  
Stanley, Betty . . . . . 1975  
Steele, Jasmine, G . . . . . 2013-14  
Midfield, Ala.  
Stennis, LaKyesha, G . . . . . 2016-17  
Lexington, Ky.  
Stevenson, Marlene, F . . . . . 1992-95  
Prichard, Ala.  
Stockham, Laura, F . . . . . 1982  
Schenerville, Ind.  
Strauthers, Courtney, F/C . . . . . 2007-10  
Snellville, Ga.  
Strickland, Mivvi, F . . . . . 2002  
Vestavia Hills, Ala.  
**Sutton, Taylor . . . . . 2020-Present**  
**Atlanta, Ga.**  
Sykes, Candace, G . . . . . 2009-10  
St. Anne, Ill.

### T

Taylor, Oreal, F . . . . . 2001-04  
Courtland, Ala.  
Teepie, Jennifer, G . . . . . 1996-97  
Savannah, Ga.  
Thompson, Madonna, G . . . . . 1992-95  
Collinwood, Tenn.  
Tice, Tonya, G . . . . . 1995  
Hamilton, Ala.  
Timmerman, Pam, F . . . . . 1983-86  
Graniteville, S.C.  
Tipton, Deborah, F/C . . . . . 1981-82  
Atlanta, Ga.  
Tubbs, Donna, G/F . . . . . 1976

### V

Vaughan, Jennifer, C . . . . . 1999-2000  
Marietta, Ga.  
Vaughn, Laura, F/C . . . . . 1988-91  
Kingsport, Tenn.  
Vice, Beth, G/F . . . . . 1999-2003  
Mt. Sterling, Ky.  
Vordenbaum, Cindy, C/F . . . . . 1976-78

### W

Wade, Shaquera, G . . . . . 2015-19  
Huntsville, Ala.  
**Wade-Warren, Khyla . . . . . 2021-Present**  
**Selmer, Tenn.**  
Walker, Jasmine, F . . . . . 2017-21  
Montgomery, Ala.  
Walls, Monique, G/F . . . . . 1994  
Richmond, Ind.  
Waters, Erika, G . . . . . 2011-13  
Lawrenceville, Ga.  
Watkins, Yolanda, F/C . . . . . 1993-97  
Decatur, Ala.  
West, Barbara Ann, G/F . . . . . 1990-92  
Pineview, Ga.  
Wheeler, Donyel, G . . . . . 2002  
Birmingham, Ala.  
White, Beverly, G . . . . . 1977-78  
Lexington, Ala.  
White, Rachel, G . . . . . 1976  
Williams, Ashley, F . . . . . 2014-18  
Covington, Ga.  
Williams, Brenda, G . . . . . 1976  
Williams, Johna, F . . . . . 1987-88  
Tuscaloosa, Ala.  
Williams, Kaunda, G . . . . . 1999  
Laurel Hill, Fla.  
Williams, Lois, G . . . . . 1982  
Sylacauga, Ala.  
Williams, Tamara, F . . . . . 2007-10  
Alabaster, Ala.  
Willis, Kendra, F/C . . . . . 1988-91  
Griffin, Ga.  
Worth, Taniyah, G . . . . . 2018-19  
Flowery Branch, Ga.

### Y

Yeniley, Aycan, G . . . . . 1993-94  
Istanbul, Turkey

\* Alabama's first official signee

## ALL-TIME JERSEY NUMBERS

### 00

LaToya Caudle ..... 1997-99  
Chanel Johnson ..... 2004-06

### 0

Daisha Simmons ..... 2012-14  
LaKyesha Stennis ..... 2016-17  
Taniyah Worth ..... 2018-19  
**Ahriahna Grizzle** ..... 2019-Present

### 1

Crystal Bellinger ..... 2005-06  
Aneesah Daniels ..... 2012  
Jasmine Steele ..... 2013-14  
Quanetria Bolton ..... 2014-18  
**Megan Abrams** ..... 2018-Present

### 2

Monique Walls ..... 1994  
Donyel Wheeler ..... 2002  
Marverly Nettles ..... 2004-06  
Dedrea Magee ..... 2007-10  
Kristin Bush ..... 2011  
Trista Magee ..... 2015-16  
Amber Richardson ..... 2017-20  
Keyara Jones ..... 2020-21  
**Jamya Mingo-Young** ..... 21-Present

### 3

Tonya Tice ..... 1995  
Shalonda Enis ..... 1996-97  
Taquilla Allen ..... 2000-01  
Alyson Butler ..... 2007-10  
Jasmine Robinson ..... 2011-13  
Khadijah Carter ..... 2013-16  
Jordan Lewis ..... 2016-21

### 4

Jennifer Day ..... 1989  
Consuelo "Nanae" Daniels ..... 1994-95  
Latrish Jones ..... 1996-99  
Sparkle Smith ..... 2001-02  
Mamie Rutherford ..... 2005-06  
Christy Elliot ..... 2008  
Emily Davis ..... 2013-14  
Cierra Johnson ..... 2018-20  
**Taylor Sutton** ..... 2020-Present

### 5

Melissa Day ..... 1980  
Melissa Del-Valle ..... 1992-93  
Tausha Mills ..... 1997-98  
Krystle Johnson ..... 2004-06  
Caitlin Hollifield ..... 2008  
Celiscia Farmer ..... 2010-13  
Breanna Hayden ..... 2015-16  
Alana da Silva ..... 2016-18  
**Hannah Barber** ..... 2018-Present

### 10

Linda Blackwell ..... 1979  
Tracey Rutledge ..... 1986-88  
Amy Lannom ..... 1989-92  
Aycan Yeniley ..... 1993-94  
Dominique Canty ..... 1996-99  
Mivvi Strickland ..... 2002  
Leah Drury ..... 2003-07  
LaToya King ..... 2010-11  
Meghan Perkins ..... 2012-13  
DaiJia Ruffin ..... 2016-18  
Taylor Berry ..... 2018-19

### 11

Vivian Langley ..... 1975-76  
Ledeane Hutton ..... 1977-78  
Donna Barrett ..... 1979  
Rozetha Burrow ..... 1992  
Shun Hunter ..... 1993-96  
Lateefah Joye ..... 2005  
Jessica Merritt ..... 2012-13  
Hannah Cook ..... 2014-18  
Destiny Rice ..... 2019-21

### 12

Leila Jones ..... 1975-76  
Margaret Fisher ..... 1976-79  
Karen Hutton ..... 1980  
Kristie Snyder ..... 1982  
Kittie Hines ..... 1983-84  
Audrey Gavin ..... 1984-85  
Beverly Lee ..... 1989-91  
Madonna Thompson ..... 1992-95  
Nicole Carruth ..... 1997-01  
Nikki Davis ..... 2007  
Taylor Allen ..... 2008  
Shafontaye Myers ..... 2011-14  
C'Coriea Foy ..... 2015-16  
**Allie Craig Cruce** ..... 2018-Present

### 13

Kathy Geiger ..... 1976  
Doris Roy ..... 1977-78  
Debbie Bozeman ..... 1980-82  
Mary Beasley ..... 1981  
Audrey Gavin ..... 1984-85  
Tina Moore ..... 1987-88  
Nikki Hegstetter ..... 2012-16  
Coco Knight ..... 2016-18

### 14

Sherry Smith ..... 1975  
Brenda Williams ..... 1976  
Dorothy Franco ..... 1977-78  
Lisa DePriest ..... 1979-81  
Donna Connaway ..... 1981-82  
Pam Timmerman ..... 1983-86  
Nia Jones ..... 1986-87  
"Boo" Gonzalez ..... 1988  
Becky Blesch ..... 1998  
Mandy Lard ..... 2001  
Erin Hogue ..... 2011-12  
Brooksie McGraw ..... 2014

### 15

Gayle Scarborough ..... 1975-76  
Beverly White ..... 1977-78  
Barbara Ann West ..... 1990-92  
Sharrona Alexander ..... 1993-94  
Reagan Croyle ..... 1997-99  
Manisha Redus ..... 2001-04  
Camilla Blands ..... 2005-09  
Erika Waters ..... 2011-13  
Meoshonti Knight ..... 2014-18  
**Myra Gordon** ..... 2020-Present

### 20

Wanda Bankhead ..... 1979  
Lois Williams ..... 1982  
Dottie Kelso ..... 1983-84  
Neacole Hall ..... 1985  
Sandra Menefee ..... 1986  
Johna Williams ..... 1987-88  
Latasha Bethel ..... 1989-90  
Niesa Johnson ..... 1992-95  
Beth Vice ..... 1999-03  
Tawana Freeman ..... 2004  
Varisia Raffington ..... 2008-11  
Ashley Williams ..... 2013-18  
**Ruth Koang** ..... 2020-Present

### 21

Julie Ellis ..... 1975-76  
Rachel White ..... 1977  
Deborah Friday ..... 1979  
Susan Cunningham ..... 1980  
Betsy Harris ..... 1991-94  
Shondra Johnson ..... 1999-02  
Kate Mastin ..... 2003-07  
Tierney Jenkins ..... 2008-11  
Kyra Crosby ..... 2012  
Taylor Berry ..... 2016-18

### 22

Laura McKeever ..... 1975  
Particia Griswold ..... 1979  
Donna Conaway ..... 1981-82  
Lisa Leonard ..... 1982-83  
Bridgette Brooks ..... 1985  
Julie Beaty ..... 1987-90  
Sarah Smith ..... 1993-96  
Kari Belcher ..... 1998-00  
"Capper" Reed ..... 2001-03  
Courtney Strauthers ..... 2007-10  
Khristin Lee ..... 2011-13  
Karyla Middlebrook ..... 2013-16  
Ariyah Copeland ..... 2017-21

### 23

Patty Mitchell ..... 1975-78  
Terrie Howell ..... 1983-86  
Laura Heard ..... 1987-90  
Camilia Crenshaw ..... 1991-94  
Pam Duncan ..... 1995-98  
Oreal Taylor ..... 2001-04  
Erica Russell ..... 2009-12  
Kara Rawls ..... 2014  
Shaquera Wade ..... 2016-19  
**Brittany Davis** ..... 2019-Present

### 24

Mitzi Hill ..... 1975  
Sandra Murray ..... 1977-79  
Kelly Holland ..... 1980-82  
Sandra Rushing ..... 1983-86  
Sissy Braden ..... 1987-90  
Carla Koonce ..... 1991-95  
Jennifer Teeple ..... 1996-97  
"Boo" Barnes ..... 2000-01  
Monique Bivins ..... 2002-05  
Nathalie Reshard ..... 2007-08  
De'Sha Benjamin ..... 2018-21

### 25

Vivian Langley ..... 1975-76  
Gwen Hackett ..... 1976-78  
Sheila Gunter ..... 1979  
Shelly Pyles ..... 1985-88  
Brittney Ezell ..... 1995-98  
Katie Sipe ..... 2002-05  
Kayla Robinson ..... 2009-10  
Briana Hutchen ..... 2012-15  
Ashley Knight ..... 2016-20

## ALL-TIME JERSEY NUMBERS

### 30

Brenda Pitts ..... 1975-78  
 Laura Stockham ..... 1982  
 Justina Smith ..... 1984  
 Nia Jones ..... 1986-87  
 Stephanie Meier ..... 1987-89  
 Sandra Perkins ..... 1991  
 Shondra Fuller ..... 1993-95  
 Rebecca Baragry ..... 1997  
 Kaunda Williams ..... 1999  
 "Binky" Martello ..... 2001  
 Carmen McCoy ..... 2009-11  
 Brittany Jack ..... 2012-13

### 31

Janie Smithson ..... 1975-76  
 Marlene Stevenson ..... 1992-95  
 Katie Hancock ..... 2008-11  
**Jada Rice** ..... **21-Present**

### 32

Tawanna Biddle ..... 1975-76  
 Mary Hudgins ..... 1976-79  
 Leah (Monteith) Goss ..... 1994-98  
 Natasha Gamble ..... 2002-05  
 Tamara Williams ..... 2007-10  
 Alicia Mitcham ..... 2011-12  
 Brittany Jack ..... 2013-14  
 Alana Busby-Dunphy ..... 2020-21  
**Nia Daniel** ..... **21-Present**

### 33

Willene Richardson ..... 1975  
 Kathy Smith ..... 1976-78  
 Cara Crosslin ..... 1994-97  
 Joni Crenshaw ..... 1998-01  
 Lauren Hill ..... 2003-06  
 Daleisha Carn ..... 2008  
 Jessica Merritt ..... 2012  
 Sharin Rivers ..... 2014-15  
**Khyia Wade-Warren** ..... **2021-Present**

### 34

Cindy Connors ..... 1975  
 Mary Hudgins ..... 1976-79  
 Kathy Och ..... 1980  
 Terri Hillard ..... 1981-84  
 DeeDee Davis ..... 1984-87  
 Michelle Smith ..... 1988-91  
 Nikki Prescott ..... 1999  
 Leigh Papisan ..... 2000-03  
 Navonda Moore ..... 2004-07  
 Oceana Hamilton ..... 2014-15  
 Grace Pelphrey ..... 2018-19

### 35

Dorothy Snoddy ..... 1975  
 Cindy Vordenbaum ..... 1976-78  
 Carol Payne ..... 1979  
 Debbie Bozeman ..... 1980-82  
 Betty Bryant ..... 1983, 85  
 Vickie Cox ..... 1985-86  
 Kim Barrier ..... 1987  
 Tracy Bowden ..... 1988-91  
 Diamanté Martinez ..... 2014-16

### 40

Deborah Tipton ..... 1981-82  
 Judith Lee ..... 1983  
 Kendra Willis ..... 1988-91  
 Ferris Peters ..... 2000  
 Talisha Chandler ..... 2007-08  
 Kaneisha Horn ..... 2010-13  
 Jasmine Walker ..... 2017-21

### 41

Jocelyn Shaw ..... 2010

### 42

Hazel Hall ..... 1978-81  
 Deborah Tipton ..... 1981-82  
 Linda Burgess ..... 1991-92  
 Kidada Holtzclaw ..... 1995-98  
 Jennifer Vaughan ..... 1999-00  
 Jamilah Johns ..... 2001-03  
 Shelby Gibson ..... 2018-20

### 43

Carol Smith ..... 1982-86  
 Jackie Rasenberg ..... 1987  
 Stacey Carden ..... 1988  
 Amber Lacey ..... 1996

### 44

Anne Cale ..... 1978-81  
 Elisia Davis ..... 1982  
 Cassandra Crumpton ..... 1983-84  
 Cynthia McDougale ..... 1985-87, 89  
 Kendra Willis ..... 1988-91  
 Leslie Claybrook ..... 1990-93  
 LaToya Caudle ..... 1997-99

### 45

Glenda Boss ..... 1978-81  
 Angie Shelton ..... 1983-84  
 Terrie Howell ..... 1985-86  
 Laura Vaughn ..... 1988-91  
 LaNisha Cartwell ..... 1999-02  
**Taylor Cullinan** ..... **2020-21**

### 50

Stacey Franklin ..... 1989-92  
 Harriet Barnes ..... 2005-07

### 52

Sylvia Akers ..... 1981-82  
 DeDe Dubose ..... 1983-86  
 Laura Vaughn ..... 1988-91  
 Dee Merriweather ..... 2003-06

### 53

Leslie Payne ..... 1978-81  
 DeeDee Davis ..... 1984-87  
 Jaqui Jones ..... 1996-00

### 54

Yolanda Watkins ..... 1993-97

### 55

Tamisha Hamilton ..... 2004







## YEAR-BY-YEAR RESULTS

### 1992-93

Record: 22-9 (6-5 SEC/5th)  
 NCAA MIDEAST REGIONAL (Second Round)  
 Coach: Rick Moody

Dec. 1	L	76-92	Athletes in Action (Exh.)	H
Dec. 4	W	91-71	Delta State !	N
Dec. 5	L	72-93	Louisiana Tech !	A
Dec. 13	L	70-87	Vanderbilt *	H
Dec. 15	W	111-79	Austin Peay	H
Dec. 18	W	117-51	Grambling State @	H
Dec. 19	L	68-79	Clemson @	H
Dec. 29	W	103-101	Georgia Tech <sup>OT</sup> #	N
Dec. 30	W	71-64	St. Joseph's #	A
Jan. 2	L	75-81	Florida *	A
Jan. 5	W	95-76	Xavier	H
Jan. 9	W	82-67	South Carolina *	H
Jan. 16	W	74-69	LSU *	A
Jan. 18	W	94-65	South Alabama	A
Jan. 21	W	91-69	Mercer	A
Jan. 23	L	74-86	Tennessee *	H
Jan. 26	W	90-74	Tulane	H
Jan. 31	L	73-77	Kentucky *	A
Feb. 3	W	107-64	Loyola-Chicago	H
Feb. 6	W	102-89	Mississippi State *	A
Feb. 8	W	94-64	Appalachian State	H
Feb. 13	W	93-74	Ole Miss *	H
Feb. 17	L	67-93	Auburn *	A
Feb. 20	W	66-56	Arkansas *	H
Feb. 25	W	122-52	Oral Roberts	H
Feb. 28	W	67-50	Georgia *	A
March 1	W	80-57	Alabama State	A
March 5	W	106-86	LSU %	N
March 6	W	88-73	Florida %	N
March 7	L	72-76	Georgia %	N
March 17	W	102-70	Georgia Southern ^	H
March 21	L	73-74 <sup>OT</sup>	North Carolina &	A

! Louisiana Tech Dial Classic (Ruston, La.)  
 @ Alabama's Shoney's Classic (Tuscaloosa, Ala.)  
 # St. Joseph's Texaco/Hawk Classic (Philadelphia, Pa.)  
 \* Southeastern Conference  
 % SEC Tournament (Chattanooga, Tenn.)  
 ^ NCAA Mideast Subregional (Tuscaloosa, Ala.)  
 & NCAA Mideast Subregional (Chapel Hill, N.C.)

### 1993-94

Record: 26-7 (7-4 SEC/4th)  
 NCAA MIDWEST REGIONAL (Final Four)  
 Coach: Rick Moody

Nov. 17	W	69-63	Levski-Totel (Exh.)	H
Nov. 24	W	91-87	Athletes in Action (Exh.)	H
Nov. 26	W	82-62	Eastern Washington !	N
Nov. 27	W	99-57	Iowa State !	A
Dec. 3	W	98-31	Coppin State @	H
Dec. 4	W	81-50	Grambling State @	H
Dec. 8	W	86-65	East Tennessee State	A
Dec. 11	W	99-77	Louisiana Tech	H
Dec. 29	W	107-53	Eastern Carolina #	N
Dec. 30	L	83-89	North Carolina #	N
Dec. 31	W	87-33	Florida State #	N
Jan. 5	W	70-57	Georgia *	H
Jan. 7	W	79-68	Illinois	A
Jan. 9	L	73-77	Vanderbilt *	A
Jan. 12	W	119-43	Troy	A
Jan. 16	L	75-80	Florida *	H
Jan. 18	W	101-46	Mercer	H
Jan. 22	W	94-77	South Carolina *	A
Jan. 26	W	92-54	South Alabama	H
Jan. 30	W	91-74	LSU *	H
Feb. 2	L	75-82	Arkansas *	A
Feb. 5	L	69-85	Tennessee *	A
Feb. 13	W	96-82	Kentucky *	H
Feb. 16	W	84-71	Auburn *	H
Feb. 19	W	68-55	Mississippi State *	H
Feb. 23	W	98-56	Alabama State	H
Feb. 26	W	76-64	Ole Miss *	A
Feb. 28	W	101-66	Troy	H
March 4	W	86-84	Ole Miss <sup>OT</sup> \$	N
March 6	L	56-72	Tennessee \$	N
March 13	W	96-86	Oregon State %	H
March 20	W	84-78	Iowa %	H
March 25	W	73-68	Texas Tech ^	N
March 26	W	96-82	Penn State ^	N
April 2	L	66-69	Louisiana Tech &	N

! Iowa State Cyclone Classic (Des Moines, Iowa)  
 @ Alabama's Shoney's Classic (Tuscaloosa, Ala.)  
 # UCF Holiday Classic (Orlando, Fla.)  
 \* Southeastern Conference  
 \$ SEC Tournament (Chattanooga, Tenn.)  
 % NCAA Midwest Subregional (Tuscaloosa, Ala.)  
 ^ Midwest Regional (Austin, Texas)  
 & NCAA Final Four (Richmond, Va.)

### 1994-95

Record: 22-9 (7-4 SEC/T-4th)  
 NCAA EAST REGIONAL (Sweet 16)  
 Coach: Rick Moody

Nov. 12	W	103-91	Uralmash, Russia (Exh.)	H
Nov. 22	W	67-42	Athletes in Action (Exh.)	H
Nov. 25	W	73-57	Villanova !	H
Nov. 26	W	90-70	Grambling State !	H
Dec. 2	W	74-62	Colorado State @	N
Dec. 3	W	105-87	Notre Dame @	N
Dec. 6	W	93-79	Arkansas *	H
Dec. 9	W	102-50	Lamar #	N
Dec. 10	W	99-62	Texas-Arlington #	A
Dec. 19	W	99-70	Middle Tennessee	H
Dec. 28	L	76-79	San Diego State \$	N
Dec. 29	W	119-46	UNC Asheville \$	N
Jan. 3	W	102-64	East Tennessee State	H
Jan. 5	L	73-75	Maine	A
Jan. 8	W	71-63	Vanderbilt *	H
Jan. 10	W	84-47	Illinois	H
Jan. 15	L	88-97	Florida *	A
Jan. 18	L	67-91	Georgia *	A
Jan. 22	W	85-62	South Carolina *	H
Jan. 28	L	70-86	Auburn *	A
Jan. 31	W	90-60	LSU *	A
Feb. 5	W	95-63	Central Florida	H
Feb. 7	L	44-95	Tennessee *	H
Feb. 11	L	56-72	Louisiana Tech	A
Feb. 18	W	68-62	Kentucky *	A
Feb. 25	W	76-55	Mississippi State *	A
Feb. 27	W	84-78	Ole Miss *	H
March 1	W	94-60	Tennessee State	H
March 4	W	86-72	Arkansas %	N
March 5	L	70-84	Tennessee %	N
March 16	W	82-55	Mount St. Mary's ^	H
March 18	W	121-120	Duke <sup>40T</sup> ^	H
March 23	L	56-87	Connecticut &	A

! UA/Sheraton Capstone Inn Classic (Tuscaloosa, Ala.)  
 @ UC-Irvine Newport Marriott Classic (Irvine, Calif.)  
 # UT-Arlington Country Suites Classic (Arlington, Texas)  
 \$ St. Joseph's Redman Christmas Inv. (Jamaica, N.Y.)  
 \* Southeastern Conference  
 % SEC Tournament (Chattanooga, Tenn.)  
 ^ NCAA East Subregional (Tuscaloosa, Ala.)  
 & NCAA East Regional (Storrs, Conn.)

## YEAR-BY-YEAR RESULTS

### 1995-96

Record: 24-8 (7-4 SEC/3rd)  
 NCAA WEST REGIONAL (Sweet 16)  
 Coach: Rick Moody

Nov. 13	W	94-36	Victoria All-Stars (Exh.)	H
Nov. 17	W	84-80	Athletes in Action (Exh.)	H
Nov. 24	W	87-58	Central Florida !	H
Nov. 25	W	79-43	Maine !	H
Dec. 2	W	95-64	East Tennessee State	A
Dec. 3	W	85-57	Richmond @	A
Dec. 8	L	67-81	Connecticut @	N
Dec. 9	W	92-62	Jackson State #	N
Dec. 17	W	68-53	Middle Tennessee #	A
Dec. 18	L	83-89	Georgia *	H
Dec. 18	W	94-35	Bethune Cookman	H
Dec. 21	W	89-62	UNC Greensboro \$	N
Dec. 22	W	73-52	Vermont \$	A
Dec. 28	W	71-62	Oklahoma %	N
Dec. 28	W	70-64	Western Kentucky %	N
Jan. 4	W	92-85	Arkansas <sup>OT</sup> *	A
Jan. 7	L	55-65	Ole Miss *	A
Jan. 13	W	97-64	Mississippi State *	H
Jan. 16	W	74-69	Northwestern State	A
Jan. 20	W	66-51	Kentucky *	H
Jan. 24	W	69-67	Auburn *	H
Jan. 28	L	69-81	Tennessee *	A
Jan. 31	W	105-42	Alabama State	H
Feb. 3	W	86-60	LSU *	H
Feb. 13	L	58-75	Auburn *	A
Feb. 17	W	73-54	Florida *	H
Feb. 19	L	59-73	Vanderbilt *	A
Feb. 22	W	75-68	South Carolina <sup>OT</sup> *	A
March 2	W	65-59	Auburn ^	N
March 3	W	86-70	LSU ^	N
March 4	L	60-64	Tennessee ^	N
March 15	W	95-66	Appalachian State &	H
March 17	W	88-68	N.C. State &	H
March 23	L	76-78	Stanford <sup>OT</sup> +	N

! UA Sheraton Capstone Inn Classic (Tuscaloosa, Ala.)  
 @ Richmond's Central Fidelity Inv. (Richmond, Va.)  
 # Garden Plaza/Lady Raider Classic (Murfreesboro, Tenn.)  
 \$ Vermont's Howard Bank Classic (Burlington, Vt.)  
 % Junkanoo Shootout (Nassau, Bahamas)  
 \* Southeastern Conference  
 ^ SEC Tournament (Chattanooga, Tenn.)  
 & NCAA West Subregional (Tuscaloosa, Ala.)  
 + NCAA West Regional (Seattle, Wash.)

### 1996-97

Record: 25-7 (10-2 SEC/2nd)  
 NCAA EAST REGIONAL (Sweet 16)  
 Coach: Rick Moody

Nov. 14	W	116-45	Byelorussia (Exh.)	H
Nov. 17	L	65-74	Stanford	A
Nov. 21	W	71-53	Athletes in Action (Exh.)	H
Nov. 28	W	102-74	Arizona State !	N
Nov. 29	W	88-32	Puerto Rico-Mayaquez !	A
Nov. 30	L	81-91	North Carolina State !	N
Dec. 6	W	62-37	Jackson State @	H
Dec. 7	W	85-44	Lynn @	H
Dec. 18	W	89-44	Akron #	N
Dec. 19	W	68-47	Penn State #	N
Dec. 20	W	88-74	North Carolina #	N
Dec. 27	W	70-67	Grambling State \$	N
Dec. 29	W	73-43	Miami \$	A
Jan. 2	W	70-65	Oral Roberts	H
Jan. 5	W	88-60	Ole Miss *	H
Jan. 7	W	68-65	Auburn *	A
Jan. 10	W	72-52	Mississippi State *	A
Jan. 15	W	68-64	Georgia *	A
Jan. 17	W	101-67	Oral Roberts	A
Jan. 22	W	78-62	Kentucky % *	N
Jan. 26	L	60-63	Tennessee *	H
Jan. 27	W	78-44	Jackson State	H
Feb. 1	L	74-84	LSU *	A
Feb. 6	W	102-61	Arkansas *	H
Feb. 9	W	87-38	South Carolina *	H
Feb. 11	W	89-57	Auburn *	H
Feb. 16	W	86-81	Florida *	A
Feb. 18	L	67-69	UNC-Charlotte <sup>OT</sup>	A
Feb. 23	W	70-60	Vanderbilt *	H
March 1	W	85-63	Arkansas ^	N
March 2	L	72-83	Florida ^	N
March 4	W	94-50	Saint Francis &	H
March 16	W	61-52	St. Joseph's &	H
March 22	L	71-87	Notre Dame +	N

! San Juan Shootout (San Juan, Puerto Rico)  
 @ Alabama Sheraton Capstone Inn Classic (Tuscaloosa, Ala.)  
 # CellularOne Beach Classic (Myrtle Beach, S.C.)  
 \$ Miami's Holiday Classic (Miami, Fla.)  
 % Cincinnati, Ohio  
 \* Southeastern Conference  
 ^ SEC Tournament (Chattanooga, Tenn.)  
 & NCAA East Subregional (Tuscaloosa, Ala.)  
 + NCAA East Regional (Columbia, S.C.)

### 1997-98

Record: 24-10 (10-4 SEC/T-2nd)  
 NCAA MIDWEST REGIONAL (Sweet 16)  
 Coach: Rick Moody

Nov. 5	W	82-55	Baltic All-Stars (Exh.)	H
Nov. 10	W	88-68	B.C. Shelen (Exh.)	H
Nov. 14	W	91-41	Furman !	H
Nov. 16	L	66-74	Nebraska !	A
Nov. 28	W	91-62	Marshall @	N
Nov. 29	L	58-61	Iowa State @	N
Nov. 30	W	77-70	Indiana @	N
Dec. 2	W	104-43	Samford	H
Dec. 6	W	94-53	Akron	H
Dec. 17	L	87-89	Stephen F. Austin #	N
Dec. 18	W	74-49	Elon #	N
Dec. 21	L	62-70	Florida *	A
Dec. 28	W	79-70	Boston College <sup>OT</sup> \$	N
Dec. 29	L	69-74	St. Joseph's <sup>OT</sup> \$	A
Jan. 4	W	82-62	South Carolina *	A
Jan. 7	W	62-46	Auburn *	H
Jan. 11	L	92-102	Arkansas <sup>OT</sup> *	A
Jan. 14	W	82-62	Ole Miss *	A
Jan. 18	W	85-69	Mississippi State *	H
Jan. 20	W	74-68	Northwestern State	A
Jan. 24	W	62-56	Kentucky *	H
Jan. 29	W	67-54	LSU *	A
Feb. 1	L	66-73	Tennessee *	A
Feb. 3	W	73-51	LSU *	H
Feb. 5	W	74-50	Charlotte	H
Feb. 8	W	90-77	Georgia *	H
Feb. 11	W	62-45	Auburn *	A
Feb. 14	W	73-51	Florida *	H
Feb. 18	W	87-48	Georgia Southern	A
Feb. 22	L	79-81	Vanderbilt *	A
Feb. 27	W	92-72	South Carolina %	N
Feb. 28	W	74-61	Florida %	N
March 1	L	63-67	Tennessee %	N
March 13	W	94-46	UNC Greensboro ^	H
March 15	W	75-74	UCLA ^	H
March 21	L	57-71	Louisiana Tech &	N

! Preseason WNIT  
 @ Rainbow Wahine Invitational (Honolulu, Hawaii)  
 # Leggs Classic (Las Cruces, N.M.)  
 \$ Corestates Hawk Classic (Philadelphia, Pa.)  
 \* Southeastern Conference  
 % SEC Tournament (Columbus, Ga.)  
 ^ NCAA Midwest Subregional (Tuscaloosa, Ala.)  
 & NCAA Midwest Regional (Lubbock, Texas)









## YEAR-BY-YEAR RESULTS

### 2015-16

Record: 15-14 (4-12 SEC/12th)  
Coach: Kristy Curry

Nov. 9	W	93-34	Faulkner (Exh.)	H
Nov. 13	W	96-44	Alabama A&M	H
Nov. 16	W	93-59	Appalachian State	H
Nov. 22	W	98-35	Mississippi Valley State	H
Nov. 24	W	72-56	Georgia State	H
Nov. 27	W	64-46	Middle Tennessee !	N
Nov. 28	W	67-60	Utah Valley !	N
Dec. 2	L	65-83	UT Martin	A
Dec. 6	W	97-50	Alcorn State	H
Dec. 12	W	78-66	Georgetown	H
Dec. 14	W	69-47	North Florida	H
Dec. 18	L	58-70	Georgia Tech	A
Dec. 20	W	72-57	Grambling State	H
Dec. 28	W	68-49	Lipscomb	H
Jan. 3	W	62-45	LSU *	H
Jan. 7	L	48-73	No. 10/9 Kentucky *	A
Jan. 10	L	48-54	Vanderbilt *	H
Jan. 14	L	59-72	Auburn *	A
Jan. 17	W	64-50	Georgia *	H
Jan. 21	L	72-80	No. 22/23 Florida *	A
Jan. 25	L	52-67	Vanderbilt *	A
Jan. 28	L	56-59	No. 10/10 Texas A&M *	H
Jan. 31	L	42-70	No. 19/23 Tennessee *	A
Feb. 4	W	48-37	Ole Miss *	H
Feb. 7	L	55-59	Auburn *	H
Feb. 11	L	52-63	Missouri *	A
Feb. 18	L	67-69	Arkansas *	A
Feb. 22	L	46-66	No. 3/2 South Carolina *	H
Feb. 25	W	54-46	Tennessee *	H
Feb. 28	L	52-61	No. 16/16 Mississippi State *	A
March 2	L	49-58	LSU #	N
March 16	L	52-53	Tulane \$	A

! Nugget Classic (Reno, Nev.)

\* Southeastern Conference

# SEC Tournament (Jacksonville, Fla.)

\$ WNIT

### 2016-17

Record: 22-14 (5-11 SEC/11th)  
Coach: Kristy Curry

Nov. 4	W	86-34	West Alabama (Exh.)	H
Nov. 11	W	78-57	New Orleans	H
Nov. 14	W	93-44	Mississippi Valley State	H
Nov. 17	W	82-35	Lipscomb	H
Nov. 22	W	66-48	Georgia Southern	H
Nov. 27	W	97-29	Alabama A&M	N
Dec. 1	W	93-43	Alcorn State	H
Dec. 4	W	71-65	Kansas	H
Dec. 11	L	59-70	Georgetown	A
Dec. 15	W	80-57	Georgia State	H
Dec. 17	W	67-65	Georgia Tech	H
Dec. 19	W	84-63	McNeese State !	N
Dec. 20	W	78-60	UTEP !	N
Dec. 28	W	81-46	Florida A&M	H
Jan. 1	L	45-93	No. 6/6 South Carolina *	A
Jan. 5	W	90-80	Ole Miss *	H
Jan. 8	W	59-58	Missouri *	A
Jan. 12	L	54-71	Kentucky *	H
Jan. 15	L	50-68	Arkansas *	H
Jan. 19	L	54-67	No. 4/4 Mississippi State *	H
Jan. 22	W	65-57	Ole Miss *	A
Jan. 26	L	80-87	Vanderbilt *	A
Jan. 29	L	55-66	Auburn *	H
Feb. 5	L	41-48	LSU *	A
Feb. 9	L	48-69	Texas A&M *	A
Feb. 12	L	56-66	Florida *	H
Feb. 16	W	65-57	Tennessee *	H
Feb. 20	W	63-61	Auburn *	A
Feb. 23	L	65-71	Georgia *	A
Feb. 26	L	56-65	No. 24/RV Missouri *	H
March 1	W	77-57	Vanderbilt #	N
March 2	W	72-64	Tennessee #	N
March 3	L	55-65	No. 20/24 Kentucky #	N
March 16	W	81-57	Mercer \$	H
March 19	W	55-53	Little Rock \$	H
March 23	W	72-64	Tulane \$	H
March 26	L	66-76	Georgia Tech \$	A

! Patrick Harrington Classic (Niceville Fla.)

\* Southeastern Conference

# SEC Tournament (Greenville, S.C.)

\$ WNIT

### 2017-18

Record: 20-14 (7-9 SEC/8th)  
Coach: Kristy Curry

Nov. 1	W	108-53	Antelope Valley (Exh.)	H
Nov. 10	W	90-32	Alabama A&M	H
Nov. 13	W	65-60	Utah	H
Nov. 16	W	75-60	Jacksonville	H
Nov. 19	W	84-36	Georgia Southern	A
Nov. 23	L	49-68	No. 23 NC State !	N
Nov. 24	L	55-60	Elon !	N
Dec. 1	L	67-88	TCU	A
Dec. 7	W	73-51	Lipscomb	A
Dec. 10	W	73-49	Grambling State	H
Dec. 17	W	59-44	SMU	H
Dec. 19	W	65-61	Missouri State	H
Dec. 20	W	68-47	Murray State	H
Dec. 28	W	91-55	Florida A&M	H
Dec. 31	L	56-62	No. 16 Missouri *	H
Jan. 4	W	63-54	Florida *	A
Jan. 7	W	83-76	Arkansas *	A
Jan. 11	W	65-51	LSU *	H
Jan. 14	L	61-75	No. 4 Mississippi State *	A
Jan. 18	L	54-73	No. 16 Texas A&M *	H
Jan. 21	W	77-75	Vanderbilt *	H
Jan. 25	L	54-79	Kentucky *	A
Jan. 28	L	60-69	Auburn *	A
Feb. 4	L	66-74	Arkansas *	H
Feb. 8	L	66-79	No. 7 South Carolina *	H
Feb. 11	W	82-79	Ole Miss *	A
Feb. 15	W	72-63	No. 11 Tennessee *	A
Feb. 18	W	70-60	Auburn *	H
Feb. 22	L	43-49 <sup>OT</sup>	No. 19 Georgia *	H
Feb. 25	L	78-79 <sup>OT</sup>	LSU *	A
March 1	L	64-71	Kentucky #	N
March 14	W	69-56	Southern \$	H
March 18	W	80-61	UCF \$	H
March 22	W	61-59	Georgia Tech \$	H
March 25	L	67-74	Virginia Tech \$	A

! Puerto Rico Clasico (Fort Lauderdale, Fla.)

\* Southeastern Conference

# SEC Tournament (Nashville, Tenn.)

\$ WNIT

## YEAR-BY-YEAR RESULTS

### 2018-19

Record: 14-17 (5-11 SEC/11th)  
Coach: Kristy Curry

Oct. 21	W	100-44	Faulkner (Exh.)	H
Nov. 1	W	82-53	Mississippi College (Exh.)	H
Nov. 7	W	88-40	SE Louisiana	H
Nov. 13	L	62-72	Utah	A
Nov. 15	W	62-61 <sup>OT</sup>	SMU	A
Nov. 19	W	76-56	Clemson	H
Nov. 23	W	73-55	Grambling State	H
Nov. 27	W	59-47	Stetson	H
Dec. 1	L	73-80	Tulsa !	N
Dec. 2	L	62-79	Louisiana Tech !	N
Dec. 5	L	67-72	South Alabama	H
Dec. 8	W	69-58	Tulane	H
Dec. 16	W	87-73	Northwestern State	H
Dec. 20	W	64-52	Virginia @	N
Dec. 21	L	74-101	No. 24 Miami @	N
Jan. 3	W	74-67	Florida *	H
Jan. 6	L	59-62	No. 23 South Carolina *	A
Jan. 10	L	56-66	Auburn *	H
Jan. 13	L	43-70	Texas A&M *	A
Jan. 20	W	86-65	No. 20 Tennessee *	H
Jan. 20	L	56-62	LSU *	H
Jan. 24	L	61-72	Arkansas *	A
Jan. 27	W	58-53	Georgia *	A
Feb. 3	L	49-65	No. 6 Mississippi State *	H
Feb. 7	L	55-57	Florida *	A
Feb. 11	L	53-68	No. 17 Kentucky *	H
Feb. 17	L	38-77	Auburn *	A
Feb. 21	W	84-65	Vanderbilt *	A
Feb. 24	L	67-76 <sup>OT</sup>	Georgia *	H
Feb. 28	W	46-43	Ole Miss *	H
March 3	L	47-82	Missouri *	A
March 6	W	74-57	Vanderbilt #	N
March 7	L	52-53	Auburn #	N

! Arizona State Classic (Tempe, Ariz.)  
@ Florida Sunshine State Classic (Winter Park, Fla.)  
\* Southeastern Conference  
# SEC Tournament (Greenville, S.C.)

### 2019-20

Record: 18-12 (8-8 SEC/8th)  
Coach: Kristy Curry

Oct. 27	W	105-16	Auburn-Montgomery (Exh.)	H
Nov. 6	L	61-64	Hampton	H
Nov. 12	W	67-54	Clemson	A
Nov. 17	W	111-56	Mercer	H
Nov. 21	W	74-62	South Alabama	A
Nov. 24	W	66-56	Tulane	A
Nov. 29	W	87-77	Northern Iowa !	N
Nov. 30	L	57-60	Southern Cal !	N
Dec. 5	L	66-75	Iowa State @	N
Dec. 8	W	72-52	Colgate	H
Dec. 15	W	83-77	North Carolina	H
Dec. 17	W	60-49	Bethune-Cookman	H
Dec. 20	W	85-51	Radford	H
Dec. 29	W	87-50	SE Louisiana	H
Jan. 2	L	60-71	LSU *	A
Jan. 5	L	78-93	No. 4 South Carolina *	H
Jan. 9	L	71-81	No. 14 Kentucky *	H
Jan. 12	W	75-48	Auburn *	A
Jan. 20	L	63-65	No. 23 Tennessee *	A
Jan. 23	L	74-79	No. 15 Texas A&M *	H
Jan. 26	W	98-61	Vanderbilt *	H
Jan. 30	L	48-66	No. 25 Arkansas *	H
Feb. 2	W	57-56	Ole Miss *	A
Feb. 6	L	62-66	No. 15 Kentucky *	A
Feb. 9	W	68-64	Auburn *	H
Feb. 16	L	75-76 <sup>OT</sup>	Georgia *	A
Feb. 20	W	69-62	Florida *	H
Feb. 23	W	66-64	No. 9 Mississippi State *	A
Feb. 27	W	76-63	No. 12 Texas A&M *	A
March 1	W	73-61	Missouri *	H
March 5	L	61-68	Georgia #	N

! South Point Thanksgiving Shootout (Las Vegas, Nev.)  
@ Big 12/SEC Challenge (Tuscaloosa, Ala.)  
\* Southeastern Conference  
# SEC Tournament (Greenville, S.C.)

### 2020-21

Record: 17-10 (8-8 SEC/7th)  
Coach: Kristy Curry

Nov. 25	W	83-68	Samford	H
Nov. 29	W	88-66	Houston	H
Dec. 2	W	98-59	USC Upstate	H
Dec. 5	W	76-72	Oklahoma State @	A
Dec. 13	W	78-61	Mercer	A
Dec. 16	W	86-46	Nicholls State	H
Dec. 19	W	74-68	Memphis	A
Dec. 31	W	74-59	Missouri*	A
Jan. 4	L	60-77	No. 5/4 South Carolina*	H
Jan. 7	W	67-59	LSU*	H
Jan. 10	W	80-56	Vanderbilt*	A
Jan. 14	W	86-78	No. 14/14 Mississippi State*	A
Jan. 17	L	56-82	No. 23/24 Tennessee*	H
Jan. 24	W	67-55	Auburn*	H
Jan. 28	L	68-81	No. 15/14 Kentucky*	A
Jan. 31	L	63-87	No. 4/3 South Carolina*	A
Feb. 4	L	76-83	No. 25/25 Georgia*	H
Feb. 11	L	62-67	Ole Miss*	H
Feb. 14	W	92-78	Auburn*	A
Feb. 18	W	77-70	Florida*	A
Feb. 21	W	71-63	RV/RV Mississippi State*	H
Feb. 25	L	67-73	No. 3/3 Texas A&M*	H
Feb. 28	L	76-94	No. 16/16 Arkansas*	A
March 4	W	82-74	Missouri #	A
March 5	L	63-75	No. 7/7 South Carolina #	A
March 22	W	80-71	North Carolina !	A
March 24	L	64-100	Maryland !	A

@ Big 12/SEC Challenge (Tuscaloosa, Ala.)  
\* Southeastern Conference  
# SEC Tournament (Greenville, S.C.)  
! NCAA Tournament





## ALL-TIME SERIES

### COLORADO STATE 1-0

Dec. 2, 1994 W 74-62 Irvine, Calif.

### COLUMBIA 1-0

Nov. 26, 2005 W 81-66 Seattle, Wash.

### CONNECTICUT 0-2

March 23, 1995 L 56-87 Storrs, Conn.  
Dec. 8, 1995 L 67-81 Richmond, Va.

### COPPIN STATE 2-0

Dec. 3, 1993 W 98-31 Tuscaloosa, Ala.  
Dec. 29, 2013 W 82-60 Charlottesville, Va.

### CREIGHTON 1-0

Dec. 20, 2000 W 66-56 Nassau, Bahamas

### DELAWARE 0-1

Dec. 29, 2004 L 59-67 Bethlehem, Pa.

### DELAWARE STATE 1-0

Dec. 7, 1990 W 96-44 Radford, Va.

### DELTA STATE 3-2

March 11, 1977 L 47-81 Cleveland, Miss.  
March 9, 1978 L 61-74 Tallahassee, Fla.  
Jan. 9, 1984 W 84-66 Cleveland, Miss.  
Feb. 4, 1984 W 94-66 Tuscaloosa, Ala.  
Dec. 4, 1993 W 91-71 Ruston, La.

### DEPAUL 3-1

Jan. 14, 1983 W 82-66 Chicago, Ill.  
Dec. 9, 1983 W 81-53 Tuscaloosa, Ala.  
Nov. 30, 1991 L 86-91 Chicago, Ill.  
Nov. 28, 1998 W 87-67 Chicago, Ill.

### DRAKE 1-0

Nov. 27, 1999 W 87-77 Cancun, Mexico

### DUKE 1-2

March 18, 1995 W 121-120<sup>40T</sup> Tuscaloosa, Ala.  
Nov. 17, 2013 L 57-92 Durham, N.C.  
Nov. 16, 2014 L 40-90 Tuscaloosa, Ala.

### EAST CAROLINA 1-2

Dec. 29, 1993 W 107-53 Orlando, Fla.  
Dec. 8, 2002 L 72-81 Greenville, N.C.  
Jan. 2, 2006 L 55-61 Tuscaloosa, Ala.

### EAST TENNESSEE STATE 3-1

Dec. 8, 1993 W 86-65 Johnson City, Tenn.  
Jan. 3, 1995 W 102-64 Tuscaloosa, Ala.  
Dec. 2, 1996 W 95-64 Johnson City, Tenn.  
Jan. 2, 2008 L 62-73 Tuscaloosa, Ala.

### EASTERN KENTUCKY 1-0

March 17, 2002 W 99-77 Richmond, Ky.

### EASTERN MICHIGAN 0-1

Nov. 23, 2007 L 43-52 Freeport, Bahamas

### EASTERN WASHINGTON 1-0

Nov. 26, 1993 W 82-62 Des Moines, Iowa

### EDINBORO 0-1

Jan. 5, 1980 L 72-74 Miami, Fla.

### ELON 1-1

Dec. 18, 1998 W 74-49 Las Cruces, N.M.  
Nov. 24, 2017 L 55-60 Fort Lauderdale, Fla.

### FAULKNER 1-0

Nov. 9, 2015 W 93-34 Tuscaloosa, Ala.

### FLAGLER 0-1

March 7, 1975 L 65-66 Athens, Ala.

### FLORIDA 33-29

March 11, 1976 L 56-64 Cleveland, Miss.  
Jan. 5, 1977 W 78-72 Gainesville, Fla.  
Jan. 17, 1977 W 92-74 Tuscaloosa, Ala.  
Jan. 30, 1978 W 70-56 Gainesville, Fla.  
Feb. 13, 1978 W 73-56 Tuscaloosa, Ala.  
March 4, 1978 L 71-80 Starkville, Miss.  
Jan. 22, 1979 L 80-88 Gainesville, Fla.  
Jan. 19, 1980 W 85-66 Pensacola, Fla.  
Dec. 15, 1980 W 89-66 Tuscaloosa, Ala.  
Jan. 29, 1981 W 67-54 Baton Rouge, La.  
Feb. 14, 1981 W 95-63 Gainesville, Fla.  
Jan. 16, 1982 W 59-58 Pensacola, Fla.  
Feb. 12, 1983 W 83-56 Pensacola, Fla.  
March 3, 1983 W 69-53 Knoxville, Tenn.  
Jan. 26, 1986 W 83-62 Tuscaloosa, Ala.  
Feb. 28, 1986 W 71-57 Athens, Ga.  
Feb. 28, 1987 W 87-65 Tuscaloosa, Ala.  
Feb. 3, 1988 W 75-53 Gainesville, Fla.  
Jan. 14, 1989 L 75-76 Gainesville, Fla.  
Jan. 24, 1990 W 84-71 Tuscaloosa, Ala.  
Feb. 9, 1991 L 90-93<sup>OT</sup> Gainesville, Fla.  
March 1, 1991 W 95-75 Albany, Ga.  
Jan. 4, 1992 L 101-103<sup>20T</sup> Tuscaloosa, Ala.  
Jan. 2, 1993 L 75-81 Gainesville, Fla.  
March 6, 1993 W 88-73 Chattanooga, Tenn.  
Jan. 16, 1994 L 75-80 Tuscaloosa, Ala.  
Jan. 15, 1995 L 88-97 Gainesville, Fla.

Feb. 17, 1996 W 73-54 Tuscaloosa, Ala.  
Feb. 16, 1997 W 86-81 Gainesville, Fla.  
March 2, 1997 L 72-83 Chattanooga, Tenn.  
Dec. 21, 1997 L 62-70 Gainesville, Fla.  
Feb. 14, 1998 W 73-51 Tuscaloosa, Ala.  
Feb. 28, 1998 W 74-61 Columbus, Ga.  
Dec. 10, 1998 L 71-77 Tuscaloosa, Ala.  
Feb. 15, 1999 W 75-73 Gainesville, Fla.  
Feb. 27, 2000 L 60-84 Gainesville, Fla.  
Feb. 25, 2001 L 62-74 Tuscaloosa, Ala.  
Jan. 13, 2002 L 77-83 Gainesville, Fla.  
Feb. 16, 2003 W 69-65 Tuscaloosa, Ala.  
Jan. 29, 2004 L 69-76 Gainesville, Fla.  
Feb. 6, 2005 W 77-66 Tuscaloosa, Ala.  
March 3, 2005 W 62-58 Greenville, S.C.  
Jan. 5, 2006 L 44-59 Gainesville, Fla.  
Feb. 18, 2007 L 64-66 Tuscaloosa, Ala.  
Jan. 13, 2008 L 65-80 Gainesville, Fla.  
Feb. 5, 2009 L 71-92 Tuscaloosa, Ala.  
Jan. 21, 2010 W 82-58 Tuscaloosa, Ala.  
Feb. 28, 2010 W 66-61 Gainesville, Fla.  
Jan. 27, 2011 L 64-70 Gainesville, Fla.  
Feb. 13, 2011 W 64-59 Tuscaloosa, Ala.  
Jan. 19, 2012 L 37-61 Gainesville, Fla.  
Feb. 2, 2013 L 54-87 Gainesville, Fla.  
Feb. 24, 2013 L 61-67 Tuscaloosa, Ala.  
Jan. 30, 2014 L 75-67 Gainesville, Fla.  
Feb. 26, 2015 L 49-53 Tuscaloosa, Ala.  
Jan. 21, 2016 L 72-80 Gainesville, Fla.  
Feb. 12, 2017 L 56-66 Tuscaloosa, Ala.  
Jan. 4, 2018 W 63-54 Gainesville, Fla.  
Jan. 3, 2019 W 74-67 Tuscaloosa, Ala.  
Feb. 7, 2019 L 55-57 Gainesville, Fla.  
Feb. 20, 2020 W 69-62 Tuscaloosa, Ala.  
Feb. 18, 2021 W 77-70 Gainesville, Fla.

### FLORIDA A&M 5-1

Nov. 28, 1986 W 81-60 Atlanta, Ga.  
Dec. 17, 2008 W 70-68<sup>OT</sup> Tuscaloosa, Ala.  
Dec. 16, 2009 L 52-61 Tallahassee, Fla.  
Nov. 14, 2014 W 60-44 Tuscaloosa, Ala.  
Dec. 28, 2016 W 81-46 Tuscaloosa, Ala.  
Dec. 28, 2017 W 91-55 Tuscaloosa, Ala.

### FLORIDA INTERNATIONAL 1-1

Dec. 21, 2003 L 55-61 Miami, Fla.  
Jan. 3, 2005 W 60-54 Tuscaloosa, Ala.

### FLORIDA STATE 5-5

Jan. 12, 1980 W 88-61 Tuscaloosa, Ala.  
Nov. 28, 1980 L 76-77 Orlando, Fla.  
Dec. 6, 1982 L 64-73 Tuscaloosa, Ala.  
Feb. 16, 1982 W 64-61 Tallahassee, Fla.  
Feb. 1, 1988 W 70-64 Tallahassee, Fla.  
Jan. 30, 1989 W 70-68 Tuscaloosa, Ala.  
Dec. 6, 1989 L 76-81 Tuscaloosa, Ala.  
Jan. 16, 1991 L 65-88 Tallahassee, Fla.  
Dec. 31, 1993 W 87-33 Orlando, Fla.  
Nov. 26, 2010 L 61-68 Freeport, Bahamas











## ALL-TIME SERIES

<b>NORTHERN IOWA</b>	<b>2-0</b>
Nov. 29, 2008	W 76-56 Reno, Nev.
Nov. 29, 2019	W 87-77 Las Vegas, Nev.

<b>NORTHWESTERN</b>	<b>1-1</b>
Dec. 7, 1985	L 58-66 Evanston, Ill.
March 20, 2011	W 72-70 Evanston, Ill.

<b>NORTHWESTERN STATE</b>	<b>8-0</b>
Dec. 10, 1982	W 74-67 Ruston, La.
Jan. 2, 1987	W 94-92 Reno, Nev.
Jan. 16, 1996	W 74-69 Natchitoches, La.
Jan. 20, 1998	W 74-68 Natchitoches, La.
Nov. 13, 1998	W 93-65 Tuscaloosa, Ala.
Dec. 6, 2009	W 61-56 Tuscaloosa, Ala.
Nov. 18, 2011	W 78-52 Tuscaloosa, Ala.
Dec. 16, 2018	W 87-73 Tuscaloosa, Ala.

<b>NOTRE DAME</b>	<b>3-1</b>
Jan. 16, 1983	W 71-56 Notre Dame, Ind.
Feb. 13, 1985	W 67-62 Tuscaloosa, Ala.
Dec. 3, 1994	W 105-87 Irvine, Calif.
March 22, 1997	L 71-87 Columbia, S.C.

<b>OKLAHOMA</b>	<b>1-0</b>
Dec. 28, 1995	W 71-62 Nassau, Bahamas

<b>OKLAHOMA STATE</b>	<b>1-1</b>
Dec. 21, 2000	L 54-58 <sup>OT</sup> Nassau, Bahamas
Dec. 5, 2020	W 76-72 Stillwater, Okla.

<b>OLD DOMINION</b>	<b>1-1</b>
Dec. 5, 1998	W 79-68 Richmond, Va.
Nov. 24, 2011	L 76-77 St. Thomas, U.S.V.I.

<b>ORAL ROBERTS</b>	<b>4-0</b>
Feb. 20, 1992	W 100-75 Tuscaloosa, Ala.
Feb. 25, 1993	W 122-52 Tuscaloosa, Ala.
Jan. 2, 1997	W 70-65 Tuscaloosa, Ala.
Jan. 17, 1997	W 101-67 Tulsa, Okla.

<b>OREGON</b>	<b>1-1</b>
Nov. 29, 1979	L 73-94 Ruston, La.
Dec. 17, 1984	W 86-56 Portland, Ore.

<b>OREGON STATE</b>	<b>1-1</b>
Dec. 18, 1984	L 57-59 Portland, Ore.
March 13, 1994	W 96-86 Tuscaloosa, Ala.

<b>PENN STATE</b>	<b>2-1</b>
March 26, 1994	W 96-82 Austin, Texas
Dec. 19, 1996	W 68-47 Myrtle Beach, S.C.
Dec. 6, 1998	L 73-77 Richmond, Va.

<b>PENSACOLA JUNIOR COLLEGE</b>	<b>1-0</b>
Feb. 7, 1975	W 57-48 Troy, Ala.

<b>PEPPERDINE</b>	<b>0-1</b>
Nov. 24, 2001	L 79-81 Malibu, Calif.

<b>PORTLAND</b>	<b>1-0</b>
Dec. 16, 1984	W 90-72 Portland, Ore.

<b>PRESBYTERIAN</b>	<b>2-0</b>
Dec. 21, 2009	W 71-38 Tuscaloosa, Ala.
Dec. 19, 2011	W 65-47 Tuscaloosa, Ala.

<b>PROVIDENCE</b>	<b>2-1</b>
Dec. 2, 2001	L 75-78 Providence, R.I.
Dec. 3, 2002	W 72-56 Tuscaloosa, Ala.
Nov. 27, 2010	W 82-80 <sup>3OT</sup> Freeport, Bahamas

<b>PUERTO RICO-MAYAGUEZ</b>	<b>1-0</b>
Nov. 29, 1996	W 88-32 Mayaguez, Puerto Rico

<b>QUEENS COLLEGE</b>	<b>1-0</b>
Dec. 29, 1983	W 113-47 Flushing, N.Y.

<b>QUINNIPIAC</b>	<b>0-1</b>
Nov. 30, 2014	L 66-73 Uncasville, Conn.

<b>RADFORD</b>	<b>1-0</b>
Dec. 20, 2019	W 85-51 Tuscaloosa, Ala.

<b>RICHMOND</b>	<b>1-0</b>
Dec. 3, 1995	W 85-57 Richmond, Va.

<b>ST. FRANCIS</b>	<b>1-0</b>
March 4, 1997	W 94-50 Miami, Fla.

<b>ST. JOHN'S</b>	<b>1-2</b>
Dec. 28, 1983	L 73-75 Flushing, N.Y.
Dec. 30, 1988	L 54-65 Jamaica, N.Y.
Nov. 19, 1999	W 77-50 East Lansing, Mich.

<b>ST. JOSEPH'S</b>	<b>3-1</b>
Dec. 5, 1987	W 80-69 Charlottesville, Va.
Dec. 30, 1992	W 71-64 Philadelphia, Pa.
March 16, 1997	W 61-52 Tuscaloosa, Ala.
Dec. 29, 1997	L 69-74 <sup>OT</sup> Philadelphia, Pa.

<b>ST. MARY'S</b>	<b>3-1</b>
Nov. 23, 1983	W 85-47 Moraga, Calif.
Dec. 21, 1999	W 61-59 Moraga, Calif.
Dec. 9, 2007	W 66-56 Tuscaloosa, Ala.
Nov. 29, 2013	L 76-86 Moraga, Calif.

<b>ST. PETER'S</b>	<b>3-0</b>
Dec. 30, 1998	W 65-56 Jersey City, N.J.
Dec. 31, 2000	W 86-77 <sup>OT</sup> Jersey City, N.J.
Dec. 30, 2002	W 62-57 Jersey City, N.J.

<b>SAM HOUSTON STATE</b>	<b>1-0</b>
Dec. 7, 2008	W 90-50 Tuscaloosa, Ala.

<b>SAMFORD</b>	<b>8-2</b>
Dec. 2, 1997	W 104-43 Tuscaloosa, Ala.
Nov. 19, 1998	W 96-52 Birmingham, Ala.
Nov. 23, 1999	W 88-51 Tuscaloosa, Ala.
Nov. 17, 2000	W 53-46 Birmingham, Ala.
Nov. 16, 2001	W 96-44 Tuscaloosa, Ala.
Nov. 22, 2002	W 68-46 Birmingham, Ala.
Nov. 10, 2006	W 62-53 Tuscaloosa, Ala.
Nov. 13, 2007	L 46-48 Birmingham, Ala.
Nov. 18, 2008	L 55-61 Tuscaloosa, Ala.
Nov. 25, 2020	W 83-68 Tuscaloosa, Ala.

<b>SAN DIEGO STATE</b>	<b>0-1</b>
Dec. 28, 1994	L 76-79 Jamaica, N.Y.

<b>SAN FRANCISCO</b>	<b>1-0</b>
Nov. 24, 1990	W 76-61 Las Vegas, Nev.

<b>SANTA CLARA</b>	<b>2-0</b>
Dec. 29, 2003	W 77-65 Santa Clara, Calif.
Nov. 21, 2005	W 77-71 Tuscaloosa, Ala.

<b>SAVANNAH STATE</b>	<b>2-0</b>
March 10, 1977	W 65-64 Cleveland, Miss.
Dec. 2, 2006	W 102-48 Tuscaloosa, Ala.

<b>SETON HALL</b>	<b>1-0</b>
Nov. 25, 2011	W 62-56 <sup>OT</sup> St. Thomas, U.S.V.I.

<b>SOUTH ALABAMA</b>	<b>22-5</b>
Jan. 20, 1975	W 70-40 Mobile, Ala.
Feb. 11, 1975	W 79-58 Tuscaloosa, Ala.
Feb. 14, 1977	W 77-44 Tuscaloosa, Ala.
Feb. 21, 1977	W 90-58 Tuscaloosa, Ala.
Jan. 16, 1978	W 76-50 Mobile, Ala.
Feb. 6, 1978	W 91-50 Tuscaloosa, Ala.
Feb. 24, 1978	W 96-61 Jacksonville, Ala.
Nov. 20, 1978	W 66-46 Mobile, Ala.
Jan. 25, 1979	W 97-78 Tuscaloosa, Ala.
Jan. 28, 1980	L 56-72 Mobile, Ala.
Feb. 22, 1980	L 54-64 Cleveland, Miss.





## ALL-TIME SERIES

<b>UNLV</b>	<b>0-1</b>
Nov. 23, 1990	L 62-80 Las Vegas, Nev.

<b>UPPER IOWA</b>	<b>1-0</b>
Jan. 3, 1980	W 77-41 Miami, Fla.

<b>USC UPSTATE</b>	<b>2-0</b>
Dec. 2, 2014	W 74-65 Tuscaloosa, Ala.
Dec. 2, 2020	W 98-59 Tuscaloosa, Ala.

<b>UTAH</b>	<b>1-1</b>
Nov. 13, 2017	W 65-60 Tuscaloosa, Ala.
Nov. 13, 2018	L 62-72 Salt Lake City, Utah

<b>UTAH VALLEY</b>	<b>1-0</b>
Nov. 28, 2015	W 67-60 Reno, Nev.

<b>UTEP</b>	<b>1-0</b>
Dec. 20, 2016	W 78-60 Niceville, Fla.

<b>UT MARTIN</b>	<b>1-2</b>
Dec. 4, 2013	L 57-75 Tuscaloosa, Ala.
Dec. 4, 2014	W 68-55 Tuscaloosa, Ala.
Dec. 2, 2015	L 65-83 Martin, Tenn.

<b>VALDOSTA STATE</b>	<b>0-5</b>
March 12, 1977	L 85-99 Cleveland, Miss.
Nov. 17, 1977	L 72-74 Valdosta, Ga.
Feb. 5, 1979	L 87-96 Tuscaloosa, Ala.
March 8, 1979	L 68-80 Auburn, Ala.
Jan. 7, 1980	L 65-74 Valdosta, Ga.

<b>VANDERBILT</b>	<b>18-34</b>
March 2, 1978	W 88-69 Starkville, Miss.
Jan. 6, 1979	W 88-66 Starkville, Miss.
Jan. 15, 1979	W 72-67 Tuscaloosa, Ala.
Feb. 12, 1979	L 74-82 Nashville, Tenn.
Feb. 7, 1980	W 69-53 Knoxville, Tenn.
Nov. 19, 1980	W 96-73 Tuscaloosa, Ala.
Jan. 16, 1984	L 74-84 Nashville, Tenn.
March 4, 1984	W 83-73 Athens, Ga.
Feb. 24, 1985	L 85-87 <sup>OT</sup> Tuscaloosa, Ala.
Jan. 23, 1986	L 75-84 Nashville, Tenn.
Jan. 11, 1987	L 84-90 Tuscaloosa, Ala.
Feb. 18, 1988	L 65-71 Nashville, Tenn.
Feb. 4, 1989	L 79-91 Tuscaloosa, Ala.
Feb. 3, 1990	L 98-74 Nashville, Tenn.
Jan. 12, 1991	W 73-63 Tuscaloosa, Ala.
Dec. 15, 1991	L 51-94 Nashville, Tenn.
Dec. 13, 1992	L 70-87 Tuscaloosa, Ala.
Jan. 9, 1994	L 73-77 Nashville, Tenn.
Jan. 8, 1995	W 71-63 Tuscaloosa, Ala.
Feb. 19, 1996	L 59-73 Nashville, Tenn.
Feb. 23, 1997	W 70-60 Tuscaloosa, Ala.
Feb. 22, 1998	L 79-81 Nashville, Tenn.
Feb. 21, 1999	W 102-59 Tuscaloosa, Ala.

Feb. 20, 2000	L 63-68 Tuscaloosa, Ala.
Feb. 18, 2001	L 56-68 Nashville, Tenn.
Jan. 17, 2002	L 46-69 Tuscaloosa, Ala.
Feb. 6, 2003	L 69-80 Nashville, Tenn.
Feb. 8, 2004	W 81-68 Tuscaloosa, Ala.
Feb. 24, 2005	L 53-64 Nashville, Tenn.
Feb. 2, 2006	L 53-65 Tuscaloosa, Ala.
March 2, 2006	L 62-84 North Little Rock, Ark.
Feb. 4, 2007	L 51-91 Nashville, Tenn.
Feb. 10, 2008	L 47-92 Tuscaloosa, Ala.
March 2, 2008	L 54-83 Nashville, Tenn.
Jan. 8, 2009	L 76-85 Tuscaloosa, Ala.
Feb. 1, 2009	L 64-88 Nashville, Tenn.
Jan. 28, 2010	L 61-70 Nashville, Tenn.
Jan. 13, 2011	L 66-82 Tuscaloosa, Ala.
Feb. 26, 2012	L 54-67 Nashville, Tenn.
Jan. 27, 2013	L 58-67 Tuscaloosa, Ala.
Feb. 23, 2014	W 66-62 Nashville, Tenn.
Jan. 25, 2015	L 52-55 Tuscaloosa, Ala.
March 4, 2015	L 56-66 Little Rock, Ark.
Jan. 10, 2016	L 48-54 Tuscaloosa, Ala.
Jan. 25, 2016	L 52-67 Nashville, Tenn.
Jan. 26, 2017	L 80-87 Nashville, Tenn.
March 1, 2017	W 77-57 Greenville, S.C.
Jan. 21, 2018	W 77-75 Tuscaloosa, Ala.
Feb. 21, 2019	W 84-65 Nashville, Tenn.
March 6, 2019	W 74-57 Greenville, S.C.
Jan. 26, 2020	W 98-61 Tuscaloosa, Ala.
Jan. 10, 2021	W 80-56 Nashville, Tenn.

<b>VERMONT</b>	<b>1-0</b>
Dec. 22, 1995	W 73-52 Burlington, Vt.

<b>VILLANOVA</b>	<b>2-1</b>
Dec. 29, 1989	L 69-74 Villanova, Pa.
Nov. 25, 1994	W 73-57 Tuscaloosa, Ala.
Dec. 30, 2001	W 70-61 Villanova, Pa.

<b>VIRGINIA</b>	<b>2-2</b>
Dec. 4, 1987	L 58-81 Charlottesville, Va.
Nov. 25, 2005	L 48-69 St. Thomas, U.S.V.I.
Dec. 21, 2012	W 73-70 <sup>2OT</sup> Tuscaloosa, Ala.
Dec. 20, 2018	W 64-52 Winter Park, Fla.

<b>VIRGINIA TECH</b>	<b>0-3</b>
Dec. 7, 2003	L 51-68 Tuscaloosa, Ala.
Dec. 4, 2004	L 59-72 Blacksburg, Va.
March 25, 2018	L 67-74 Blacksburg, Va.

<b>WASHINGTON</b>	<b>1-1</b>
Nov. 27, 2004	W 76-56 Seattle, Wash.
Nov. 18, 2005	L 52-56 Tuscaloosa, Ala.

<b>WASHINGTON STATE</b>	<b>1-0</b>
Nov. 24, 2007	W 66-37 Freeport, Bahamas

<b>WAYLAND BAPTIST</b>	<b>0-1</b>
March 22, 1977	L 59-89 Amarillo, Texas

<b>WEST ALABAMA</b>	<b>1-0</b>
Nov. 4, 2016	W 86-34 Tuscaloosa, Ala.

<b>WEST FLORIDA</b>	<b>2-0</b>
Nov. 17, 1983	W 84-56 Pensacola, Fla.
Dec. 3, 1984	W 78-32 Tuscaloosa, Ala.

<b>WEST VIRGINIA</b>	<b>0-1</b>
Nov. 25, 1988	L 66-75 Hattiesburg, Miss.

<b>WESTERN KENTUCKY</b>	<b>3-5</b>
Jan. 23, 1976	L 56-58 Tuscaloosa, Ala.
Jan. 31, 1977	L 73-75 Bowling Green, Ky.
Jan. 9, 1983	W 82-48 Tuscaloosa, Ala.
Jan. 14, 1984	L 66-69 Bowling Green, Ky.
Nov. 30, 1987	L 63-66 Bowling Green, Ky.
Dec. 28, 1989	W 75-68 Villanova, Pa.
March 21, 1992	L 68-98 Bowling Green, Ky.
Dec. 28, 1995	W 70-64 Nassau, Bahamas

<b>WISCONSIN</b>	<b>1-1</b>
Dec. 1, 2012	L 50-69 Madison, Wis.
Nov. 21, 2013	W 70-62 Tuscaloosa, Ala.

<b>WOFFORD</b>	<b>0-1</b>
Dec. 17, 2012	L 52-58 Tuscaloosa, Ala.

<b>XAVIER</b>	<b>3-0</b>
Dec. 27, 1983	W 102-42 Flushing, N.Y.
Jan. 28, 1992	W 86-77 Cincinnati, Ohio
Jan. 5, 1993	W 95-76 Tuscaloosa, Ala.

<b>YALE</b>	<b>1-0</b>
Dec. 30, 2004	W 78-60 Bethlehem, Pa.

<b>UTAH VALLEY</b>	<b>1-0</b>
Nov. 28, 2015	W 67-60 Reno, Nev.

<b>UTEP</b>	<b>1-0</b>
Dec. 20, 2016	W 78-60 Niceville, Fla.

<b>UT MARTIN</b>	<b>1-2</b>
Dec. 4, 2013	L 57-75 Tuscaloosa, Ala.
Dec. 4, 2014	W 68-55 Tuscaloosa, Ala.
Dec. 2, 2015	L 65-83 Martin, Tenn.

<b>VALDOSTA STATE</b>	<b>0-5</b>
March 12, 1977	L 85-99 Cleveland, Miss.
Nov. 17, 1977	L 72-74 Valdosta, Ga.
Feb. 5, 1979	L 87-96 Tuscaloosa, Ala.
March 8, 1979	L 68-80 Auburn, Ala.
Jan. 7, 1980	L 65-74 Valdosta, Ga.



## ALL-TIME SERIES

### VANDERBILT 17-34

March 2, 1978	W	88-69	Starkville, Miss.
Jan. 6, 1979	W	88-66	Starkville, Miss.
Jan. 15, 1979	W	72-67	Tuscaloosa, Ala.
Feb. 12, 1979	L	74-82	Nashville, Tenn.
Feb. 7, 1980	W	69-53	Knoxville, Tenn.
Nov. 19, 1980	W	96-73	Tuscaloosa, Ala.
Jan. 16, 1984	L	74-84	Nashville, Tenn.
March 4, 1984	W	83-73	Athens, Ga.
Feb. 24, 1985	L	85-87 <sup>OT</sup>	Tuscaloosa, Ala.
Jan. 23, 1986	L	75-84	Nashville, Tenn.
Jan. 11, 1987	L	84-90	Tuscaloosa, Ala.
Feb. 18, 1988	L	65-71	Nashville, Tenn.
Feb. 4, 1989	L	79-91	Tuscaloosa, Ala.
Feb. 3, 1990	L	98-74	Nashville, Tenn.
Jan. 12, 1991	W	73-63	Tuscaloosa, Ala.
Dec. 15, 1991	L	51-94	Nashville, Tenn.
Dec. 13, 1992	L	70-87	Tuscaloosa, Ala.
Jan. 9, 1994	L	73-77	Nashville, Tenn.
Jan. 8, 1995	W	71-63	Tuscaloosa, Ala.
Feb. 19, 1996	L	59-73	Nashville, Tenn.
Feb. 23, 1997	W	70-60	Tuscaloosa, Ala.
Feb. 22, 1998	L	79-81	Nashville, Tenn.
Feb. 21, 1999	W	102-59	Tuscaloosa, Ala.
Feb. 20, 2000	L	63-68	Tuscaloosa, Ala.
Feb. 18, 2001	L	56-68	Nashville, Tenn.
Jan. 17, 2002	L	46-69	Tuscaloosa, Ala.
Feb. 6, 2003	L	69-80	Nashville, Tenn.
Feb. 8, 2004	W	81-68	Tuscaloosa, Ala.
Feb. 24, 2005	L	53-64	Nashville, Tenn.
Feb. 2, 2006	L	53-65	Tuscaloosa, Ala.
March 2, 2006	L	62-84	North Little Rock, Ark.
Feb. 4, 2007	L	51-91	Nashville, Tenn.
Feb. 10, 2008	L	47-92	Tuscaloosa, Ala.
March 2, 2008	L	54-83	Nashville, Tenn.
Jan. 8, 2009	L	76-85	Tuscaloosa, Ala.
Feb. 1, 2009	L	64-88	Nashville, Tenn.
Jan. 28, 2010	L	61-70	Nashville, Tenn.
Jan. 13, 2011	L	66-82	Tuscaloosa, Ala.
Feb. 26, 2012	L	54-67	Nashville, Tenn.
Jan. 27, 2013	L	58-67	Tuscaloosa, Ala.
Feb. 23, 2014	W	66-62	Nashville, Tenn.
Jan. 25, 2015	L	52-55	Tuscaloosa, Ala.
March 4, 2015	L	56-66	Little Rock, Ark.
Jan. 10, 2016	L	48-54	Tuscaloosa, Ala.
Jan. 25, 2016	L	52-67	Nashville, Tenn.
Jan. 26, 2017	L	80-87	Nashville, Tenn.
March 1, 2017	W	77-57	Greenville, S.C.
Jan. 21, 2018	W	77-75	Tuscaloosa, Ala.
Feb. 21, 2019	W	84-65	Nashville, Tenn.
March 6, 2019	W	74-57	Greenville, S.C.
Jan. 26, 2020	W	98-61	Tuscaloosa, Ala.
Jan. 10, 2021	W	80-56	Nashville, Tenn.

### VERMONT 1-0

Dec. 22, 1995	W	73-52	Burlington, Vt.
---------------	---	-------	-----------------

### VILLANOVA 2-1

Dec. 29, 1989	L	69-74	Villanova, Pa.
Nov. 25, 1994	W	73-57	Tuscaloosa, Ala.
Dec. 30, 2001	W	70-61	Villanova, Pa.

### VIRGINIA 2-2

Dec. 4, 1987	L	58-81	Charlottesville, Va.
Nov. 25, 2005	L	48-69	St. Thomas, U.S.V.I.
Dec. 21, 2012	W	73-70 <sup>2OT</sup>	Tuscaloosa, Ala.
Dec. 20, 2018	W	64-52	Winter Park, Fla.

### VIRGINIA TECH 0-3

Dec. 7, 2003	L	51-68	Tuscaloosa, Ala.
Dec. 4, 2004	L	59-72	Blacksburg, Va.
March 25, 2018	L	67-74	Blacksburg, Va.

### WASHINGTON 1-1

Nov. 27, 2004	W	76-56	Seattle, Wash.
Nov. 18, 2005	L	52-56	Tuscaloosa, Ala.

### WASHINGTON STATE 1-0

Nov. 24, 2007	W	66-37	Freeport, Bahamas
---------------	---	-------	-------------------

### WAYLAND BAPTIST 0-1

March 22, 1977	L	59-89	Amarillo, Texas
----------------	---	-------	-----------------

### WEST ALABAMA 1-0

Nov. 4, 2016	W	86-34	Tuscaloosa, Ala.
--------------	---	-------	------------------

### WEST FLORIDA 2-0

Nov. 17, 1983	W	84-56	Pensacola, Fla.
Dec. 3, 1984	W	78-32	Tuscaloosa, Ala.

### WEST VIRGINIA 0-1

Nov. 25, 1988	L	66-75	Hattiesburg, Miss.
---------------	---	-------	--------------------

### WESTERN KENTUCKY 3-5

Jan. 23, 1976	L	56-58	Tuscaloosa, Ala.
Jan. 31, 1977	L	73-75	Bowling Green, Ky.
Jan. 9, 1983	W	82-48	Tuscaloosa, Ala.
Jan. 14, 1984	L	66-69	Bowling Green, Ky.
Nov. 30, 1987	L	63-66	Bowling Green, Ky.
Dec. 28, 1989	W	75-68	Villanova, Pa.
March 21, 1992	L	68-98	Bowling Green, Ky.
Dec. 28, 1995	W	70-64	Nassau, Bahamas

### WISCONSIN 1-1

Dec. 1, 2012	L	50-69	Madison, Wis.
Nov. 21, 2013	W	70-62	Tuscaloosa, Ala.

### WOFFORD 0-1

Dec. 17, 2012	L	52-58	Tuscaloosa, Ala.
---------------	---	-------	------------------

### XAVIER 3-0

Dec. 27, 1983	W	102-42	Flushing, N.Y.
Jan. 28, 1992	W	86-77	Cincinnati, Ohio
Jan. 5, 1993	W	95-76	Tuscaloosa, Ala.

### YALE 1-0

Dec. 30, 2004	W	78-60	Bethlehem, Pa.
---------------	---	-------	----------------

ALABAMA IN THE WNBA



**LINDA BURGESS**

Los Angeles Sparks (1997)  
Sacramento Monarchs (1998-00)



**CASSANDRA CRUMPTON MOORER**

New York Liberty (1997-98)



**DOMINIQUE CANTY**

Round 3, Overall Pick 29  
Detroit Shock (1999-02)  
Houston Comets (2003-06)  
Chicago Sky (2007-11)  
Washington Mystics (2012)




**SHALONDA ENIS**

Round 2, Overall Pick 13  
Washington Mystics (1999)  
Charlotte Sting (2000-03)



**NIESA JOHNSON**

Charlotte Sting (1999-00)



**TAUSHA MILLS**

Round 1, Overall Pick 2  
Washington Mystics (2000-02)  
San Antonio Silver Stars (2003)  
Detroit Shock (2007)

ALABAMA IN THE WNBA



**LANISHA CARTWELL**

Round 3, Overall Pick 33  
Washington Mystics (2002)



**SHONDRA JOHNSON**

Round 3, Overall Pick 42  
Houston Comets (2002)  
New York Liberty (2002)



**MONIQUE BIVINS**

Round 3, Overall Pick 37  
Minnesota Lynx (2005)



**NAVONDA MOORE**

Minnesota Lynx (2007-08)



**JASMINE WALKER**

Round 1, Overall Pick 7  
Los Angeles Sparks (2021-present)



DENNY CHIMES



**Finis E. St. John IV**  
CHANCELLOR



**W. Stancil Starnes**  
6TH CONGRESSIONAL DISTRICT,  
PRESIDENT PRO TEMPORE

With more than 70,000 students, 40,000 employees, and an economic impact exceeding \$10 billion annually, the University of Alabama System is Alabama's largest higher education enterprise, comprised of three of the most dynamic research universities in the South and a world-class medical center. A major driver for economic, intellectual and cultural growth, the UA System is governed by The Board of Trustees, whose members ensure the effective leadership, management, and oversight of our campuses, hospitals and clinics.



**Mike Brock**  
2ND CONGRESSIONAL DISTRICT



**Karen Brooks**  
7TH CONGRESSIONAL DISTRICT



**John England Jr.**  
7TH CONGRESSIONAL DISTRICT



**Ronald Gray**  
5TH CONGRESSIONAL DISTRICT



**Barbara Humphrey**  
7TH CONGRESSIONAL DISTRICT



**Vanessa Leonard**  
6TH CONGRESSIONAL DISTRICT



**W. Davis Malone III**  
2ND CONGRESSIONAL DISTRICT



**Evelyn VanSant Mauldin**  
4TH CONGRESSIONAL DISTRICT



**Harris Morrissette**  
1ST CONGRESSIONAL DISTRICT



**Scott Phelps**  
4TH CONGRESSIONAL DISTRICT



**William Sexton**  
5TH CONGRESSIONAL DISTRICT



**Marietta Urquhart**  
1ST CONGRESSIONAL DISTRICT



**Kenneth Vandervoort M.D.**  
3RD CONGRESSIONAL DISTRICT



**James Wilson III**  
3RD CONGRESSIONAL DISTRICT



**Kay Ivey**  
GOVERNOR, STATE OF ALABAMA,  
PRESIDENT EX-OFFICIO



Dr. Stuart R. Bell became the 29th president of The University of Alabama on June 18, 2015. Currently in his 7th year of leading the University, Dr. Bell previously served the Capstone for 16 years as a faculty member and then department head of mechanical engineering.

Under his leadership, the University developed and implemented a strategic plan, Advancing the Flagship, which promotes institutional progress with scholarship and teaching, research and creative activity, inclusion and diversity and the recruitment and retention of highly qualified faculty and staff. Since the plan's launch, UA has seen an increase in both student retention and graduation rates; has increased faculty headcount to support the University's instruction, research and service goals; has witnessed the growth of sponsored program awards crucial to direct learning and experience opportunities for students; and has benefited from three consecutive historic fundraising years. New interdisciplinary research centers have also been established and join many other programs on campus focused on solving critical, real-world challenges.

Prior to becoming UA's president, Dr. Bell was executive vice president and provost at Louisiana State University and served as both the chief academic officer and the chief operating officer. Before his time at LSU, Dr. Bell served the University of Kansas as dean of the School of Engineering.

With research concentrations in combustion engines, Dr. Bell has expertise in fuels for engines, innovative engine designs and modeling of engine and engine processes. He founded and directed UA's Center for Advanced Vehicle Technologies, an interdisciplinary research center producing new generations of engineers and scientists. Dr. Bell was also inducted as an Engineering Department Fellow by UA's department of mechanical engineering. He was awarded the Society of Automotive Engineer's Ralph Teetor Award for Outstanding Contributions to Research and Teaching and the T. Morris Hackney Faculty Leadership Award for the College of Engineering.

Dr. Bell was also honored with the Richard S. Woodbury Award from the American Society of Mechanical Engineers, was selected as a recipient of the Dwight Look College of Engineering Outstanding Alumni Award from Texas A&M University and was elected to the Academy of Distinguished Alumni in Mechanical Engineering at his alma mater. He also recently joined the 2021-2022 SEC Executive Committee

An Abilene, Texas native, Dr. Bell earned a degree in nuclear engineering from Texas A&M in 1979. He earned his master's and doctoral degrees in mechanical engineering from the same university in 1981 and 1986, respectively.

It was also at Texas A&M that Dr. Bell met his wife, Susan. They are the proud parents of three adult children, Stuart, Stacy and Stephen and three delightful granddaughters and a grandson. Both of Dr. Bell's sons followed in his footsteps and are engineers. His daughter Stacy is a UA alumna.





# ON YOUR CAMPUS...



The University of Alabama knows a thing or two about legends.

Legends have been made in our academic halls, on our athletic fields and courts, and through our endeavors to shape a better world through our teaching, research and service.

UA legends earn prestigious honors, such as Pulitzer Prizes, Emmy Awards, Heisman Trophies and Medals of Honor. They wear names like inventor, entrepreneur, best-selling author, pioneer, CEO, founder and national champion.

Here are just a few of our legends:

Best-selling authors: Harper Lee, "To Kill a Mockingbird"; Winston Groom, "Forrest Gump"; Kathryn Stockett, "The Help"; Mark Childress, "Crazy in Alabama"; and T.S. Stripling, "The Store."

CEO/Chairman of the Board/Executive Chairman/President/Senior Vice President/COO/Senior Director: Marillyn Hewson, Lockheed Martin (retired); W.W. Clements, Dr Pepper Company (retired); Sam DiPiazza, Mayo Clinic; Thom Rainer, Lifeway Christian Resources (retired); Vicki Hollub, Occidental Petroleum; Marie Robinson, Sysco Corporation; Nan Boden, Google.

Pioneers/Founders/Trailblazers: Millard Fuller, Habitat for Humanity; Jimmy Wales, Wikipedia; Joe Gibbs, Golf Channel; John Hendricks, Discovery Channel; Janet Gurwitsch, Laura Mercier Cosmetics; Morris Dees, Southern Poverty Law Center; Atherine Lucy Foster; Wendell Hudson.

Science: Dr. Edward O. Wilson, biologist, researcher and two-time Pulitzer Prize-winning author; Robert Jemison Van de Graaff, scientist and inventor.

Film and Television: Chuck Gordon, producer of "Die Hard" movies and "Field of Dreams"; Sela Ward, television and film actress; Joe Scarborough, talk show host; Sonequa Martin-Green, actress; Jim Nabors, actor; Tom Cherones, director of "Seinfeld"; Rece Davis, sports television journalist; Michael Luwoye, Broadway actor.

Journalism: Howell Raines, Pulitzer winner at The New York Times; John Cochran, prize-winning television journalist; Rece Davis, ESPN journalist.

It matters where you go to college. The University of Alabama is a leader among public universities in the enrollment of National Merit Scholars. The Fulbright Student Program recognizes UA as a top producer of Fulbright recipients. And for more than a decade, UA has ranked among the top six institutions for Goldwater Scholars.

Learn more about how you can become a legend at admissions.ua.edu. Read more about our legends at legends.ua.edu.





- The Carnegie Foundation lists The University of Alabama among the top doctoral research universities in the United States. UA is included among R1: Doctoral Universities – Very High Research Activity status in the Carnegie Classification of Institutions of Higher Education.
- Fifty-nine students have been named Goldwater Scholars, including two in 2021.
- UA has produced a total of 15 Rhodes Scholars, 16 Truman Scholars, 36 Hollings Scholars and 16 Boren Scholars.
- Five UA students won Fulbright awards for 2021-2022. In February 2021, UA was recognized as a Top Producing Institution for Fulbright U.S. Students for the fifth time in six years.
- Thirty-six current UA faculty have received NSF CAREER Awards, the nation's most prestigious recognition of top-performing young scientists, in disciplines ranging from nanoscience and engineering to biological sciences. And 52 UA faculty researchers are in the National Academy of Inventors.
- The Culverhouse College of Business ranks No. 28 among public business schools and No. 44 overall by U.S. News and World Report.
- UA's School of Law ranks No. 25 overall and No. 9 among public universities on U.S. News and World Report's list of 2022 Best Law Schools.
- UA's Library and Information Studies program ranks No. 27 on U.S. News and World Report's list of the Best Library and Information Studies Programs.
- UA's Advertising and Public Relations Program was named a top-five finalist for Outstanding Education Program during the PRWeek Awards – the tenth time the program has been awarded this honor.
- UA senior Kathleen McManus was named PRWeek's 2021 Outstanding Student. McManus is the third student from the College of Communication and Information Sciences to win the award in the past four years that recognizes an undergraduate student for their outstanding display of a variety of public relations skills.

# ON YOUR CAMPUS...



# GREG BYRNE

## DIRECTOR OF ATHLETICS



With more than 25 years of experience in sports administration, Alabama Director of Athletics Greg Byrne has built an impressive career highlighted by consistent competitive success, innovative strategies, vigorous fundraising and a strong emphasis on academic excellence and student-athlete enhancement.

Named Alabama's 17th Director of Athletics on January 17, 2017, he made an immediate impact on the Crimson Tide, developing and implementing both The Standard, a strategic plan outlining the mission statement and core values of Alabama Athletics, and The Crimson Standard, a 10-year, \$600 million capital initiative focused on the renovation of facilities and development of infrastructure.

Additionally, The Standard provides benchmarks in the areas of academics, student-athlete welfare, athletics success, financial resources, facilities, staffing and operating with integrity, while The Crimson Standard is designed to provide the foundation for future success in all aspects of the collegiate experience.

Under Byrne's leadership, the Crimson Tide has:

- Posted its highest finish in program history in the Learfield IMG College Directors' Cup at the conclusion of the 2020-21 season, placing seventh, as well as its second-highest finish at 14th following the 2017-18 season
- Added high-impact coaches Nate Oats (men's basketball), Brad Bohannon (baseball), Lindsey Devine (volleyball), Glenn Putyrae (rowing) and Margo Geer (men's and women's swimming & diving) to the Tide's lineup, all five of which made immediate impacts in lifting their respective programs up the national ladder
- Won the 2021 and 2018 College Football Playoff National Championship, earned a place in the CFP Championship Game in 2018, 2019 and 2021 and collected Southeastern Conference titles in football (2017, 2020), men's basketball (2021), gymnastics (2021), softball (2021, 2019) and men's indoor track & field (2018)
- Brought home individual and relay national titles in cross country, gymnastics, swimming & diving and track & field and produced more than 100 All-Americans in 12 different sports
- Earned over 40 CoSIDA Academic All-America certificates as well as some of the nation's top academic honors, including the NCAA Top 10 Award, the NCAA Elite 90 Award, CoSIDA Academic All-America of the Year, NCAA and SEC Postgraduate Scholarships
- Earned the H. Boyd McWhorter Male SEC Scholar-Athlete of the Year in 2017 and produced 14 SEC Scholar-Athletes of the Year in 10 different sports, including a conference-record eight during the 2019-20 academic year

Another hallmark of Byrne's career has been both building and enhancing facilities to championship levels. In his first four years at Alabama, the Tide:

- Raised more than \$300 million toward The Crimson Standard capital campaign, with over half of the 10-year goal completed in a little over two years

- Added a state-of-the-art, first-of-its-kind Sports Science Center featuring advanced treatment services and technology with spaces dedicated to cryotherapy, chiropractic care, stretch, massage, relaxation, recovery and mental health services
- Improved and renovated Bryant-Denny Stadium, including enhancements to all team and recruiting areas, renovations of multiple fan areas, including new Loge and sky boxes and a trio of club areas and an added student plaza
- Renovated and expanded the football team locker room, training room, equipment room and lobby within the Mal M. Moore Athletic Facility
- Added and renovated multiple areas of the John and Ann Rhoads Softball Stadium, with upgrades to the press box and clubhouse, the addition of a new umpire locker room, new restrooms and a new concessions building, as well as new hardscape for the plaza and entryway along first base
- Revitalized the Alabama Aquatic Center with a renovation that included the addition of an outdoor pool


In addition to his role as Director of Athletics, Byrne serves on several committees at both the conference and national levels including:

- United States Olympic & Paralympic Committee Collegiate Advisory Council
- Division I Men's Basketball Committee
- National Coalition of Minority Football Coaches Coalition Academy
- Served as president of the National Association of Collegiate Directors of Athletics in 2020

The son of Bill Byrne, whose long and highly successful career included 30 years as an athletics director, Greg Byrne has spent a lifetime around major college athletics. That background has allowed the younger Byrne to consistently develop and grow as a dynamic and impactful administrator with each new role he has undertaken, with career highlights prior to Alabama that include:

- Serving as the University of Arizona's Vice President for Athletics (2010-17) and Mississippi State University's Director of Athletics (2008-10), making Alabama the third NCAA Division I program he has led
- Fostering major improvements across the spectrum of sports at both Arizona and MSU, raising the bar to new heights when it came to student-athlete enhancement and academic success in preparation for life after sports
- More than \$140 million in construction and renovation of athletics facilities at Arizona
- Serving as the youngest athletics director in the SEC and the youngest to lead an athletic program at the NCAA Division I-A level while at Mississippi State where he oversaw the hiring of head football coach Dan Mullen and former head baseball coach and current Director of Athletics John Cohen
- Experience in the Southeastern Conference, having spent 2002-05 at the University of Kentucky as Associate Athletics Director for Development and Fundraising prior to serving as Associate Athletics Director for External Affairs at MSU from 2006-08 before becoming the Bulldogs' Director of Athletics
- Working at the Fiesta Bowl (1994-95), Oregon (1995-98) and Oregon State (1998-2002)

A native of Pocatello, Idaho, Byrne earned his bachelor's degree from Arizona State University in 1994 and his master's degree from Mississippi State University in 2009. Byrne is married to the former Regina Misa of Junction City, Ore., and the couple has two sons, Nick and Davis.



Greg Byrne and his wife, Regina, with sons Nick and Davis.

# ATHLETICS ADMINISTRATION



**JEFF PURINTON**  
Executive Deputy Athletics Director



**J. BATT**  
Senior Deputy Athletics Director, Chief Operating Officer



**TIFFINI GRIMES**  
Senior Deputy Athletics Director, SWA/Chief Diversity Officer



**JESSICA PARE**  
Deputy Athletics Director, External



**MATT SELF**  
Deputy Athletics Director, Compliance and Support Services



**KYLE VASEY**  
Senior Associate Athletics Director, Chief Financial Officer



**DR. JAMES KING**  
Faculty Athletics Representative



**BURNS McNEILL**  
Senior Associate Athletics Director, Development



**JEFF ALLEN**  
Associate Athletics Director, Sports Medicine



**JUSTIN BRANT**  
Associate Athletics Director, Crimson Tide Productions



**CHRIS BESANCENEY**  
Associate Athletics Director, Ticketing and TIDE PRIDE



**MOLLY DOWD**  
Associate Athletics Director, Student Services



**RAND HARRIS**  
Associate Athletics Director, Information Technology



**ALLISON JEFFREYS**  
Associate Athletics Director, Human Resources



**BRAD LEDFORD**  
Associate Athletics Director, Strategic Marketing



**ELLIS PONDER**  
Associate Athletics Director, Football Chief Operating Officer



**BRANDON SEVEDGE**  
Associate Athletics Director, Facilities



**JEFF SPRINGER**  
Associate Athletics Director, Equipment Operations



**AARON VOLD**  
Associate Athletics Director, Development



**AMY WOODS**  
Associate Athletics Director, Athletics Controller



**CHRIS DARLING**  
Assistant Athletics Director, Development




**MICHAEL DEAN**  
Assistant Athletics Director, Compliance



**RILEY EDWARDS**  
Assistant Athletics Director, Compliance



**JESSIE GARDNER**  
Assistant Athletics Director, Student-Athlete Enhancement



**JUSTIN GUNTER**  
Assistant Athletics Director, Ticket Office



**RED LEONARD**  
Assistant Athletics Director, Event Management



**DANIEL LYERLY**  
Assistant Athletics Director, Video Services



**JOSH MAXSON**  
Assistant Athletics Director, Football Communications



**BRITTANY PRICE**  
Assistant Athletics Director, Academic Programs



**ALEX SEIVER**  
Assistant Athletics Director, Crimson Tide Productions



**SHAWN TEMPLETON**  
Assistant Athletics Director, Facilities



**BRENDA VAUGHN**  
Assistant Athletics Director, TIDE PRIDE

INTRODUCTION

COACHES & STAFF

FACILITIES

PLAYERS

RECORDS

HONOR & AWARDS

TOURNAMENTS

HISTORY

THIS IS ALABAMA



C O L E G E A N C O L I U M

**ROMAN  
TUBNER**  
ASST. COACH



**JANESE  
CONSTANTINE**  
ASST. COACH



**KRISTY  
CURRY**  
HEAD COACH



**KELLY  
CURRY**  
ASST. COACH



**SCAN HERE  
2021-22 SCHEDULE**