



JASMINE WALKER

2020-21

ARIYAH COPELAND

JORDAN LEWIS

ALABAMA

TABLE OF CONTENTS

INTRODUCTION

| | |
|--|----|
| Athletics Communications Staff | 1 |
| Quick Facts | 1 |
| Roster | 2 |
| Schedule | 3 |
| Media Information | 4 |
| Chancellor Finis E. St. John IV | 5 |
| President Dr. Stuart Bell | 6 |
| UA Quick Facts | 7 |
| Director of Athletics Greg Byrne | 8 |
| Athletics Administration | 9 |
| Coleman Coliseum/Foster Auditorium | 10 |

THE TEAM

| | |
|--------------------------------------|-------|
| Coaching Staff | 11-18 |
| Support Staff | 19 |
| Returning Student-Athletes | 20-39 |
| Newcomers | 40-44 |

YEAR IN REVIEW

| | |
|------------------------------|-------|
| 2018-19 Statistics | 45-47 |
|------------------------------|-------|

RECORDS AND HISTORY

| | |
|--|--------|
| Year-by-Year Team Statistics | 48 |
| Team Scoring Records | 49 |
| Individual Scoring Records | 50 |
| Field Goal Records | 51-52 |
| Free Throw Records | 53 |
| 1,000 Point Club | 54-58 |
| Rebound Records | 59 |
| Assist Records | 60 |
| Steals Records | 61 |
| Blocks Records | 61 |
| Games Played/Started Records | 61-62 |
| vs. AP Top 25 | 63 |
| 100-plus Point Games | 63 |
| Home Game Records | 64 |
| Coaching Records | 65 |
| All-Time Roster | 66-67 |
| All-Time Jersey Numbers | 68-69 |
| All-Time Assistant Coaches | 69 |
| SEC Awards | 70 |
| All-Americans | 71-72 |
| Miscellaneous Awards | 73 |
| Academic Awards | 74 |
| Series Results | 75-84 |
| Year-by-Year Results | 85-94 |
| WNBA | 95-96 |
| SEC Tournament Results | 97-98 |
| Postseason Results | 99-100 |
| Radio/Television Chart | 101 |

UNIVERSITY INFORMATION

| | |
|--|-------------------|
| Location | Tuscaloosa, Ala. |
| Enrollment | 37,842 |
| Founded | April 12, 1831 |
| Nickname | Crimson Tide |
| Colors | Crimson and White |
| Conference | Southeastern |
| President | Dr. Stuart Bell |
| Director of Athletics | Greg Byrne |
| Senior Woman Administrator | Tiffini Grimes |
| Faculty Athletics Representative | Dr. James King |
| Facility | Coleman Coliseum |
| Capacity | 14,474 |

TEAM INFORMATION

| | |
|----------------------------------|----------------------------|
| 2019-20 Overall Record | 18-12 |
| 2019-20 SEC Record | 8-8 (eighth) |
| Starters R/L | 4/1 |
| Letterwinners R/L | 10/2 |
| Newcomers | 5 |
| All-Time Record | 774-604 (.562) |
| All-Time SEC Record | 172-315 (.351) |
| All-Time Home Record | 395-192 (.672) |
| First Season | 1974 |
| NCAA Appearances | 10 (1984, 1988, 1992-99) |
| WNIT Appearances | 7 (2000-02, 2011, 2016-18) |

COACHING STAFF

| | |
|--|---------------------------|
| Head Coach | Kristy Curry |
| Alma Mater | Northeast Louisiana, 1988 |
| Record at Alabama | 116-108 (.518) |
| Overall Record | 425-257 (.623) |
| SEC Record | 38-74 (.339) |
| Season at Alabama | Eighth |
| Assistant Coach | Kelly Curry |
| Alma Mater | Texas A&M, 1990 |
| Season at Alabama | Eighth |
| Assistant Coach | Tiffany Coppage |
| Alma Mater | Missouri State, 2009 |
| Season at Alabama | Third |
| Assistant Coach | Janese Constantine |
| Alma Mater | Wisconsin, 2008 |
| Season at Alabama | First |
| Director of Operations | Brian Johnson |
| Alma Mater | Tennessee, 2016 |
| Season at Alabama | Fifth |
| Dir. of Video and Creative Content | John Clark |
| Alma Mater | St. Gregory's, 2014 |
| Season at Alabama | Second |

ATHLETICS COMMUNICATIONS STAFF



JESSICA PARÉ (WBB CONTACT)

Senior Associate Athletics Director, Communications
Office: (205) 348-6084
e-mail: jpare@ia.ua.edu



JOSH MAXSON

Assistant Athletics Director, Football Communications
Office: (205) 348-3631
e-mail: jmaxson@ia.ua.edu



AARON JORDAN

Director of Communications
Office: (205) 348-6084
e-mail: ajordan@ia.ua.edu



ROOTS WOODRUFF

Associate Director of Athletics Communications
Office: (205) 348-6084
e-mail: rwoodruff@ia.ua.edu



ALEX THOMPSON

Assistant Director of Athletics Communications
Office: (205) 348-6084
e-mail: athompson@ia.ua.edu



NATHAN SHEEHAN

Assistant Director of Athletics Communications
Office: (205) 348-6084
e-mail: nsheehan@ia.ua.edu

CREDITS

The 2020-21 University of Alabama women's basketball media guide was produced by the staff of the Alabama Athletics Communications Office. The publication was written and edited by Zach Rhodes and Jessica Paré. Photography by Alabama Athletics Photography. Special thanks to the Crimson Tide coaching staff, Brent Hollingsworth for the cover design and the staff of the SEC office. Copyright 2020 by the Board of Trustees of The University of Alabama. "Roll Tide," "Crimson Tide," "Bama" and the primary and secondary logos are registered trademarks of The University of Alabama.

2020-21 ALABAMA ROSTER

NUMERICAL

| No. | Name | Pos. | Ht. | Year | Exp. | Hometown (Previous School) |
|-----|--------------------|------|-----|-------|------|--|
| 0 | Ahriahna Grizzle | G | 5-9 | So. | 1L | Toronto, Canada (Bill Crothers Secondary School) |
| 1 | Megan Abrams | G | 5-9 | Jr. | 2L | Lafayette, La. (Lafayette Christian Academy) |
| 2 | Keyara Jones | G | 5-6 | Jr. | TR | Heidelberg, Miss. (Jones County CC) |
| 3 | Jordan Lewis | G | 5-7 | R-Sr. | 4L | Windermere, Fla. (Lake Highland Prep) |
| 4 | Taylor Sutton | G | 5-4 | Jr. | TR | Atlanta, Ga. (Middle Tennessee) |
| 5 | Hannah Barber | G | 5-6 | Jr. | 2L | Homewood, Ala. (Homewood) |
| 11 | Destiny Rice | G | 5-8 | So. | 1L | Shreveport, La. (North Caddo Magnet) |
| 12 | Allie Craig Cruce | F | 6-1 | Jr. | 2L | Killen, Ala. (Lauderdale County) |
| 15 | Myra Gordon | G/F | 6-0 | Fr. | HS | Fort Worth, Texas (L.D. Bell) |
| 20 | Ruth Koang | C | 6-5 | Jr. | TR | Rochester, N.Y. (South Plains College) |
| 22 | Ariyah Copeland | F | 6-3 | Sr. | 3L | Columbus, Ga. (Columbus) |
| 23 | Brittany Davis | G | 5-9 | Jr. | 1L | Manchester, Ga. (Gulf Coast State College) |
| 24 | De'Sha Benjamin | G | 6-0 | Jr. | 2L | Augusta, Ga. (Lucy C. Laney) |
| 32 | Alana Busby-Dunphy | F | 6-3 | So. | TR | Eureka, Calif. (Dodge City CC) |
| 40 | Jasmine Walker | F | 6-3 | Sr. | 3L | Montgomery, Ala. (Florida State) |

ALPHABETICAL

| No. | Name | Pos. | Ht. | Year | Exp. | Hometown (Previous School) |
|-----|--------------------|------|-----|-------|------|--|
| 1 | Megan Abrams | G | 5-9 | Jr. | 2L | Lafayette, La. (Lafayette Christian Academy) |
| 5 | Hannah Barber | G | 5-6 | Jr. | 2L | Homewood, Ala. (Homewood) |
| 24 | De'Sha Benjamin | G | 6-0 | Jr. | 2L | Augusta, Ga. (Lucy C. Laney) |
| 32 | Alana Busby-Dunphy | F | 6-3 | So. | TR | Eureka, Calif. (Dodge City CC) |
| 22 | Ariyah Copeland | F | 6-3 | Sr. | 3L | Columbus, Ga. (Columbus) |
| 12 | Allie Craig Cruce | F | 6-1 | Jr. | 2L | Killen, Ala. (Lauderdale County) |
| 23 | Brittany Davis | G | 5-9 | Jr. | 1L | Manchester, Ga. (Gulf Coast State College) |
| 15 | Myra Gordon | G/F | 6-0 | Fr. | HS | Fort Worth, Texas (L.D. Bell) |
| 0 | Ahriahna Grizzle | G | 5-9 | So. | 1L | Toronto, Canada (Bill Crothers Secondary School) |
| 2 | Keyara Jones | G | 5-6 | Jr. | TR | Heidelberg, Miss. (Jones County CC) |
| 20 | Ruth Koang | C | 6-5 | Jr. | TR | Rochester, N.Y. (South Plains College) |
| 3 | Jordan Lewis | G | 5-7 | R-Sr. | 4L | Windermere, Fla. (Lake Highland Prep) |
| 11 | Destiny Rice | G | 5-8 | So. | 1L | Shreveport, La. (North Caddo Magnet) |
| 4 | Taylor Sutton | G | 5-4 | Jr. | TR | Atlanta, Ga. (Middle Tennessee) |
| 40 | Jasmine Walker | F | 6-3 | Sr. | 3L | Montgomery, Ala. (Florida State) |

INSIDE THE ROSTER

Returning Letterwinners (10)

Megan Abrams
Hannah Barber
De'Sha Benjamin
Ariyah Copeland
Allie Craig Cruce
Brittany Davis
Ahriahna Grizzle
Jordan Lewis
Destiny Rice
Jasmine Walker

Newcomers (5)

Alana Busby-Dunphy *
Myra Gordon
Keyara Jones *
Ruth Koang *
Taylor Sutton *

Returning Starters (4)

Megan Abrams
Ariyah Copeland
Jordan Lewis
Jasmine Walker

Seniors (3)

Ariyah Copeland
Jordan Lewis
Jasmine Walker

Juniors (8)

Megan Abrams
Hannah Barber
De'Sha Benjamin
Allie Craig Cruce
Brittany Davis
Keyara Jones *
Ruth Koang *
Taylor Sutton *

Sophomores (3)

Alana Busby-Dunphy *
Ahriahna Grizzle
Destiny Rice

Freshmen (1)

Myra Gordon

* Transfer

PRONUNCIATIONS

| | |
|--------------------|--------------|
| De'Sha Benjamin | DAY-shuh |
| Alana Busby-Dunphy | uh-LAWN-uh |
| Ariyah Copeland | uh-RYE-uh |
| Allie Craig Cruce | CREWCE |
| Ahriahna Grizzle | Ah-ree-AH-na |
| Keyara Jones | key-AIR-uh |
| Ruth Koang | KONG |
| Myra Gordon | MY-ruh |

2020-21 SCHEDULE

| Date | Opponent | Location | Time (CT) | TV/Live Stream |
|-------------------------------|--------------------------------|-------------------------|----------------|---------------------|
| Wednesday, November 25 | Samford | Tuscaloosa, Ala. | 12 p.m. | SEC Network+ |
| Sunday, November 29 | Houston | Tuscaloosa, Ala. | 2 p.m. | SEC Network+ |
| Wednesday, December 2 | USC Upstate | Tuscaloosa, Ala. | 6 p.m. | SEC Network+ |
| Saturday, December 5 | at Oklahoma State ¹ | Stillwater, Okla. | 2:30 p.m. | ESPN+ |
| Wednesday, December 9 | Sam Houston State | Tuscaloosa, Ala. | 2 p.m. | SEC Network+ |
| Sunday, December 13 | at Mercer | Macon, Ga. | 1 p.m. | |
| Thursday, December 17 | Southern Miss | Tuscaloosa, Ala. | 8 p.m. | SEC Network |
| Saturday, December 19 | at Memphis | Memphis, Tenn. | 2 p.m. | |
| Monday, December 21 | Jacksonville | Tuscaloosa, Ala. | 2 p.m. | SEC Network+ |
| Thursday, December 31 | at Missouri* | Columbia, Mo. | 2 p.m. | SEC Network+ |
| Monday, January 4 | South Carolina* | Tuscaloosa, Ala. | 6 p.m. | SEC Network |
| Thursday, January 7 | LSU* | Tuscaloosa, Ala. | 6 p.m. | SEC Network+ |
| Sunday, January 10 | at Vanderbilt* | Nashville, Tenn. | 1 p.m. | SEC Network |
| Thursday, January 14 | at Mississippi State* | Starkville, Miss. | 7 p.m. | SEC Network+ |
| Sunday, January 17 | Tennessee* | Tuscaloosa, Ala. | 2 p.m. | SEC Network+ |
| Sunday, January 24 | Auburn* | Tuscaloosa, Ala. | 1 p.m. | ESPNU |
| Thursday, January 28 | at Kentucky* | Lexington, Ky. | 5:30 p.m. | SEC Network |
| Sunday, January 31 | at South Carolina* | Columbia, S.C. | 2 p.m. | SEC Network |
| Thursday, February 4 | Georgia* | Tuscaloosa, Ala. | 6 p.m. | SEC Network |
| Thursday, February 11 | Ole Miss* | Tuscaloosa, Ala. | 6 p.m. | SEC Network+ |
| Sunday, February 14 | at Auburn* | Auburn, Ala. | 5 p.m. | SEC Network |
| Thursday, February 18 | at Florida* | Gainesville, Fla. | 5 p.m. | SEC Network+ |
| Sunday, February 21 | Mississippi State* | Tuscaloosa, Ala. | 2 p.m. | SEC Network+ |
| Thursday, February 25 | Texas A&M* | Tuscaloosa, Ala. | 6 p.m. | SEC Network+ |
| Sunday, February 28 | at Arkansas* | Fayetteville, Ark. | 2 p.m. | SEC Network+ |
| March 3-7 | SEC Tournament | Greenville, S.C. | TBD | SECN/ESPNU/2 |

* - Southeastern Conference game

1 - SEC/Big 12 Challenge

ATHLETICS COMMUNICATIONS

The Alabama Athletics Communications Office is located on the ground level of Coleman Coliseum.

Phone: (205) 348-6084
 Fax: (205) 348-8841

MAILING ADDRESS

Alabama Athletics Communications
 PO Box 870391
 Tuscaloosa, AL 35487

OVERNIGHT SHIPPING

Alabama Athletics Communications
 1201 Coliseum Drive
 Room 170
 Tuscaloosa, AL 35401

MEDIA CREDENTIALS

Credentials are required for access at all University of Alabama home women's basketball games. Media and photo credential requests should be sent via e-mail to Jessica Paré at jpare@ia.ua.edu. Placecards on press row identify media seating. Credentials may be picked up at the ticket will call window at Coleman Coliseum. Will call opens an hour and a half prior to tipoff.

Parking is available on a first-come, first-served basis in the Coleman Coliseum parking lot.

INTERVIEWS

Alabama head coach Kristy Curry and student-athletes are available for interviews via Zoom or telephone before practice. Alabama practices are held in both Foster Auditorium and Coleman Coliseum, however they are closed to the media this season.

Media wishing to interview Coach Curry and/or student-athletes should contact Jessica Paré at least 24 hours in advance.

On game day, only postgame interviews are allowed. Please arrange all interviews through the athletics communications staff.

RADIO BROADCASTS

Due to COVID-19 restrictions, visiting team radio is not permitted to broadcast from Coleman Coliseum this season.

GAME SERVICES

Complete team and individual statistics (box score), quotes and a running play-by-play are provided to the media who cover the Crimson Tide at home. Statistics, game notes, media guides and roster sheets will only be available digitally this season.

INTERNET

Information about The University of Alabama athletics teams can be found online at RollTide.com. Site offerings include rosters, schedules, results, stats, box scores and biographical information. From the website, Tide fans can find a link to listen to Alabama games live via the internet and follow home game action through live stats.

Members of the media can access high-resolution photos and videos via the SEC Media Portal at secmedia.mediashuttle.com. E-mail licensing@xosdigital.com to request login credentials.

Wireless internet is available throughout Coleman Coliseum, while ethernet jacks are available at every seat in the media section.

VIDEO FOOTAGE/SATELLITE FEEDS

The University of Alabama, through Crimson Tide Sports Marketing and the Crimson Tide Sports Network, offers a weekly 15-minute satellite feed consisting of interviews with coaches and athletes, taped highlights and a narrated taped package. The package is offered September through May. During the season, the women's basketball team is included in this package. For its key home games, Alabama may offer a feed following the game that night.

Please call CTSM at (205) 348-9610 for more details, including the time and coordinates, if interested in taking the feed. To obtain video footage of the team, please contact CTSM at the above number.

SOCIAL MEDIA

In addition to RollTide.com, news, video and features on the Alabama women's basketball team can be found on Facebook, Twitter, Instagram and YouTube by searching for AlabamaWBB.

SEC VIDEO FEEDS/TELEVISION

Through the SEC Network, highlights of SEC events are free to embed in your website. Please visit SECNetwork.com for embeddable clips of event highlights. The usage of clips is unlimited. To do so: A. Locate the video you want on the SECNetwork.com website. B. Click the "Tool" icon below the video, then click "Share"; Make sure to wait until the ad ends. C. Grab the embed code, paste it into your content management system or provide it to your website's engineer.

RADIO NETWORK

Alabama women's basketball can be heard on the radio by tuning into one of the 15 stations state-wide as part of the Crimson Tide Sports Network (CTSN).

SEC NETWORK+

SEC Network+ events are exclusively available on SECNetwork.com and via WatchESPN. SEC Network+ events will add live and on-demand coverage of more than 550 digital-exclusive sporting events to the SEC Network multi-screen output in the first year. Ranging across multiple sports from all member schools, SEC Network+ events will all be high-quality, multi-camera productions – enabled by extensive new technological and production capabilities built out by ESPN and SEC schools in support of the SEC Network launch.

In addition to authenticated access to the SEC Network and SEC Network+ (via laptops and desktops; access via iOS and Android smartphones and tablets is via WatchESPN), SEC Network+ will also serve as a platform to deliver additional events produced by the schools and SECNetwork.com will also feature original short clips, video from studio programs, original digital video projects and more.



CHANCELLOR FINIS E. ST. JOHN IV

Finis E. St. John IV became Chancellor of The University of Alabama System on April 12, 2019. In that capacity, he is chief executive officer of Alabama's largest higher education enterprise, which is comprised of three doctoral research universities and the UAB Health System. Total student enrollment at The University of Alabama, The University of Alabama at Birmingham, and The University of Alabama in Huntsville exceeds 70,000 students with more than 45,000 full- and part-time faculty and staff. The annual economic impact of the UA System surpasses \$10 billion annually, and more than 1.7 million patients are served annually in the System's hospitals and clinics.

Chancellor St. John developed the UA System's Core Principles, which promote a unified approach among the campuses and health system to improve the lives and health of all citizens of the State of Alabama. The UA System COVID-19 Task Force is a recent example of this collaborative approach. Chancellor St. John combined the expertise of UAB scientists and doctors with other leaders in the UA System to create a comprehensive health and safety plan that served as the benchmark for other colleges and universities across the state and country.

Prior to his appointment as Chancellor, he served on the Board of Trustees of the UA System for 17 years, during which he chaired numerous standing committees and played a key role in the recruitment of senior campus leadership. He was unanimously elected to three successive terms as President pro tempore (2008-2011) of the Board and was directly involved in managing more than 450 capital projects exceeding \$3 billion on the campuses. He also served for more than 10 years on the UAB Health System Board of Directors.

Chancellor St. John earned his undergraduate degree at The University of Alabama, where he graduated cum laude and was inducted into Phi Beta Kappa and Omicron Delta Kappa. A member of the University of Virginia School of Law Class of 1982, he chaired the Moot Court Board. Chancellor St. John clerked for the Hon. Peter T. Fay, 11th Circuit U.S. Court of Appeals, after completing Law School.

Chancellor St. John spent the majority of his career as a member of one of Alabama's oldest law firms, St. John & St. John, L.L.C., practicing law alongside his wife, Gaynor. He is a Fellow in the American College of Trial Lawyers, a distinction given to no more than one percent of the practicing bar in any state. Both of Chancellor St. John's sons, Finis and Jack, are also accomplished attorneys.



PRESIDENT DR. STUART R. BELL

On June 18, 2015, The Board of Trustees of The University of Alabama named Dr. Stuart R. Bell the University's 29th president. A 30 plus-year veteran of higher education, Dr. Bell had previously served at the Capstone for 16 years as a faculty member and then department head of mechanical engineering. He founded and directed UA's Center for Advanced Vehicle Technologies, an interdisciplinary research center producing new generations of engineers and scientists.

Since his return to the Capstone, Dr. Bell has led the University to develop and implement a strategic plan, Advancing the Flagship, which promotes institutional progress with scholarship and teaching, research and creative activity, inclusion and diversity, and the recruitment and retention of highly qualified faculty and staff. Since the plan's launch, UA has seen an increase in both student retention and graduation rates, has increased faculty headcount to support the University's instruction, research and service goals, and has witnessed the growth of sponsored program awards crucial to the direct learning and experience opportunities for students, and has experienced two consecutive historic fundraising years. New interdisciplinary research centers have also been established and join many other centers on campus focused on solving critical, real-world challenges. Under Dr. Bell's guidance, UA is steadfastly expanding campus facilities and bolstering academic and co-curricular programs, all of which continue to draw exceptional students to Alabama.

Prior to becoming UA's president, Dr. Bell was executive vice president and provost at Louisiana State University and served as both the chief academic officer and the chief operating officer. During his tenure at LSU, Dr. Bell led an expansion of facilities and research and discovery efforts. He was also instrumental in increasing enrollment and retention, and his efforts yielded the largest freshman class in LSU history.

Before his time at LSU, Dr. Bell served the University of Kansas as dean of the School of Engineering. He joined UA in 1986 as an assistant professor in the department of mechanical engineering. He was later named department head, where he led the development of academic programs until accepting the Kansas deanship in 2002.

An Abilene, Texas native, Dr. Bell earned a degree in nuclear engineering from Texas A&M in 1979. He earned his master's and doctoral degrees in mechanical engineering from the same university in 1981 and 1986, respectively. With research interests in combustion engines, he has expertise in fuels for engines, innovative engine designs and modeling of engine and engine processes.

It was also at Texas A&M that Dr. Bell met his wife, Susan. They are the proud parents of three adult children, Stuart, Stacy and Stephen and two delightful granddaughters. Both of Dr. Bell's sons followed his example and are engineers. His daughter Stacy is a UA graduate.

ON YOUR CAMPUS...

- At 37,842 students, UA saw an increase in the number of in-state undergraduate students and record-setting Graduate School enrollment in fall 2020. Highlights of the 2020 freshman class include 42.3% with a 4.0 GPA in high school, 39.9% scoring 30 or higher on the ACT, an average high school GPA of 3.83.
- UA continues to be a leader among public universities in the enrollment of National Merit Scholars. The 2020 freshman class includes 221 National Merit Scholars. Currently, UA has almost 800 National Merit Scholars enrolled.
- UA has achieved R1: Doctoral Universities – Very High Research Activity status in the Carnegie Classification of Institutions of Higher Education.
- University of Alabama students continue to win prestigious national awards. Fifty-seven UA students have been named Goldwater Scholars. The University of Alabama has produced a total of 15 Rhodes Scholars, 16 Truman Scholars, 36 Hollings Scholars and 15 Boren Scholars.
- Thirty-five current UA faculty have received NSF CAREER Awards, the nation's most prestigious recognition of top-performing young scientists, in disciplines ranging from nanoscience and engineering to biological sciences. During the 2019-2020 academic year, seven professors received this award, the most awards in a single year at UA. And 52 UA faculty researchers are in the National Academy of Inventors.
- 17 University alumni and students won Fulbright Awards for 2020-21.
- Caroline Yuk, a senior majoring in interdisciplinary studies through New College, was among 46 Americans selected to study in the United Kingdom through the prestigious Marshall Scholarship. Yuk is the third UA student to win the award and first in more than 40 years.
- UA's Capstone Agency was awarded Best Student-Run Firm by the Public Relations Student Society of America for the third time in 2020.
- U.S. News and World Report ranks The University of Alabama's Manderson Graduate School of Business No. 19 among public universities and its Online Business Master's programs 10th in the nation. The rankings are based on level of accreditation, faculty credentials, admissions selectivity, reputation for excellence among peer institutions and academic and career support services offered to students.
- UA's Culverhouse School of Accountancy's undergraduate program ranks 11th overall in 2019, 10th overall for a program with a faculty size at more than 24 and 3rd in the South, according to Public Accounting Report. UA's master's programs are ranked 10th overall, 8th in schools with more than 24 faculty and 2nd in the South. UA's doctoral program is ranked 9th overall.
- U.S. News and World Report ranks The University of Alabama's School of Law No. 12 among public universities.
- The UA Department of Advertising and Public Relations was named the Most Outstanding Education Program by PRWeek during the 2020 PRWeek Awards. It is the department's ninth recognition as a finalist for the award, and its first selection as the top program.
- Total statewide economic impact of UA: \$2.905 billion; 13,784 jobs; and \$142.9 million in income and sales taxes (UA Center for Business and Economic Research).



GREG BYRNE

DIRECTOR OF ATHLETICS



With more than 25 years of experience in sports administration, Alabama Director of Athletics Greg Byrne has built an impressive career highlighted by consistent competitive success, innovative strategies, fundraising and a strong emphasis on academic excellence.

Soon after taking over as Alabama's 17th Director of Athletics on March 1, 2017, Byrne developed and implemented

both The Standard, a five-year strategic plan outlining the mission statement and core values of Alabama Athletics, and The Crimson Standard, a 10-year, \$600 million capital initiative focused on the renovation of facilities and development of infrastructure.

Additionally, The Standard provides benchmarks in the areas of academics, student-athlete welfare, athletics success, financial resources, facilities, staffing and operating with integrity, while The Crimson Standard is designed to provide the foundation for future success in all aspects of the collegiate experience.

Under Byrne's leadership, the Crimson Tide has:

- Added high-impact coaches Nate Oats (men's basketball), Brad Bohannon (baseball), Lindsey Devine (volleyball), Glenn Putyrae (rowing) and Coley Stickels (men's and women's swimming & diving) to the Tide's lineup, all five of which made immediate impacts in lifting their respective programs up the national ladder
- Won the 2018 College Football Playoff National Championship, earned a place in the CFP Championship Game in 2018 and 2019 and collected Southeastern Conference titles in football (2017), softball (2019) and men's indoor track & field (2018)
- Posted its highest finish in program history in the Learfield Directors' Cup at the conclusion of the 2017-18 season, placing 14th
- Brought home individual and relay national titles in gymnastics, swimming & diving and track & field and produced more than 100 All-Americans in 12 different sports
- Earned 42 CoSIDA Academic All-America certificates as well as some of the nation's top academic honors, including the NCAA Top 10 Award, the NCAA Elite 90 Award, CoSIDA Academic All-America of the Year, NCAA and SEC Postgraduate Scholarships
- Earned the H. Boyd McWhorter Male SEC Scholar-Athlete of the Year in 2017 and produced a dozen SEC Scholar-Athletes of the Year in 10 different sports, including a conference-record eight during the 2019-20 academic year

Another hallmark of Byrne's career has been both building and enhancing facilities to championship levels. In his first three years at Alabama, the Tide:

- Raised more than \$300 million toward The Crimson Standard capital campaign, over half of the 10-year goal, in a little over two years
- Added a state-of-the-art, first-of-its-kind Sports Science Center featuring advanced treatment services and technology

with spaces dedicated to cryotherapy, chiropractic care, stretch, massage, relaxation, recovery and mental health services

- Improved and renovated Bryant-Denny Stadium, including enhancements to all team and recruiting areas, renovations of multiple fan areas, including new Loge and sky boxes and a trio of club areas and an added student plaza
- Renovated and expanded the football team locker room, training room, equipment room and lobby within the Mal Moore Athletic Facility
- Revitalized the Alabama Aquatic Center with a renovation that included the addition of an outdoor pool

In addition to his role as Director of Athletics, Byrne serves on several committees at both the conference and national levels including:

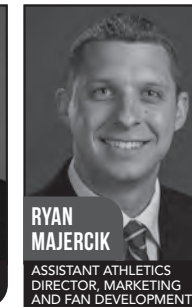

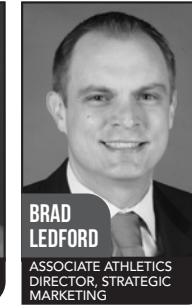
- The United States Olympic & Paralympic Committee Collegiate Advisory Council
- The Division I Football Oversight Committee
- The Southeastern Conference Security Committee
- Served as president of the National Association of Collegiate Directors of Athletics in 2020


The son of Bill Byrne, whose long and highly successful career included 30 years as an athletics director, Greg Byrne has spent a lifetime around major college athletics. That background has allowed the younger Byrne to consistently develop and grow as a dynamic and impactful administrator with each new role he has undertaken, with career highlights prior to Alabama that include:

- Serving as the University of Arizona's Vice President for Athletics (2010-17) and Mississippi State University's Director of Athletics (2008-10), making Alabama the third NCAA Division I program he has led
- Fostering major improvements across the spectrum of sports at both Arizona and MSU, raising the bar to new heights when it came to student-athlete enhancement and academic success in preparation for life after sports
- More than \$140 million in construction and renovation of athletics facilities at Arizona
- Serving as the youngest athletics director in the SEC and the youngest to lead an athletic program at the NCAA Division I-A level while at Mississippi State where he oversaw the hiring of head football coach Dan Mullen and former head baseball coach and current Director of Athletics John Cohen
- Experience in the Southeastern Conference, having spent 2002-05 at the University of Kentucky as Associate Athletics Director for Development and Fundraising prior to serving as Associate Athletics Director for External Affairs at MSU from 2006-08 before becoming the Bulldogs' Director of Athletics
- Working at the Fiesta Bowl (1994-95), Oregon (1995-98) and Oregon State (1998-2002)

A native of Pocatello, Idaho, Byrne earned his bachelor's degree from Arizona State University in 1994 and his master's degree from Mississippi State University in 2009. Byrne is married to the former Regina Misa of Junction City, Ore., and the couple has two sons, Nick and Davis.

ATHLETICS ADMINISTRATION





COLEMAN COLISEUM

Alabama women's basketball returned to Coleman Coliseum during the 2016-17 season after playing primarily at Foster Auditorium following the building's renovation in 2011.

"One of the first things I talked about in my introductory press conference when we arrived three years ago was building our fan base," said women's basketball head coach Kristy Curry. "We've worked really hard at that both on the court and in the community, and in turn, those fans have provided us with one of the most incredible and electric home-court atmospheres anywhere. Foster Auditorium is such a special place, and we have enjoyed calling it our home since day one. We will continue to work out of and practice in Foster, but we are thrilled that the interest and excitement around the program has made for a move back to Coleman Coliseum."

Women's basketball played 35 games in Foster from 1975-81, splitting time between Foster Auditorium and the main floor of Coleman Coliseum, until permanently moving to Coleman Coliseum from 1981-2011. Following the completion of the renovation, women's basketball played its final three home games of the 2010-11 season in Foster before its first complete season in the building during the 2011-12 campaign. All but four of its home games, which includes two season-opening doubleheaders with men's basketball and a pair of 5th Grade Fastbreak games, were played at Foster Auditorium from 2011-16.

COLEMAN COLISEUM

Opened on Jan. 30, 1968, and originally named Memorial Coliseum, Coleman Coliseum has served as the home court of the Alabama basketball team for 43 years.

One of college basketball's finest facilities then and now, the multi-purpose arena was ahead of its time when originally constructed at a cost of \$4.2 million. The building occupies two acres of land with the roof reaching 90 feet above the playing surface and almost 100,000 square feet of space in the main seating area.

The arena was re-dedicated in 1988 as Coleman Coliseum in honor of Jeff Coleman, a long-time Crimson Tide historian,

business manager for athletics and alumni director that served on the committee that oversaw construction and planning of the Coliseum.

The coliseum houses a number of athletic department offices, the ticket and Tide Pride offices, a club level room (the Crimson Tide Room), a President's reception area (the C.M. Newton Room), an auxiliary gymnasium, an equipment room, weight rooms, steam bath, training room, food service areas, photo studios and locker room facilities for staff and athletes.

FOSTER AUDITORIUM

Originally built in 1939, Foster Auditorium was named in 1942 for Richard Clarke Foster, president of The University of Alabama from 1937-41. It was the largest and most expensive of 14 buildings added to campus between 1936 and 1939 using funds from the Public Works Administration.

In its original capacity, Foster served as home for intramural sports, graduations, concerts, lectures and campus meetings. It also served as the home of several varsity athletic programs over the years, including men's basketball from 1939-68, women's volleyball from 1974-81, 1989-95 and 2011-present, women's basketball, which played selected games in Foster, from 1975-81, and gymnastics from 1975-84.



FOSTER AUDITORIUM



KRISTY CURRY

Head Coach

Eighth Season

NORTHEAST LOUISIANA, 1988

It did not take long to realize that Kristy Curry was just who Alabama needed to take over the reins as head coach of the women's basketball program. Since being formally introduced on May 16, 2013, Curry and her staff have established a culture that has helped the Crimson Tide make positive strides, both on and off the court, year after year.

Each season under Curry, who has now coached at Alabama for seven seasons, has produced significant wins and new milestones. Overall, Alabama has won 116 games under Curry in her seven seasons in Tuscaloosa bringing her overall coaching record to 425-257 (.623) in 21 seasons.

In 2019-20, Curry continued to push the program in the right direction after leading the team to an 18-12 record, with the 18 regular season wins being the most for an Alabama team since 1997-98. In SEC play, UA posted an 8-8 mark, which was the first time since 2001-02 that the Tide finished .500 in the league. The eight wins were also the most since 1997-98.

Alabama played its best basketball at the end of the year after winning four-straight conference games to close out the regular season. The four-game win streak was the longest SEC streak since 1998. During the win streak, Alabama made program history after defeating back-to-back top 15 opponents for the first time, when the squad downed No. 9 Mississippi State in Starkville, 66-64, on Feb. 23 and then followed up that performance with a double-digit victory against No. 12 Texas A&M, 76-63, on Feb. 27 in College Station. The victory over the Aggies was also the first in program history and earned the Tide eight votes in the March 4 USA Today Coaches Poll.

The Crimson Tide also swept the season series against in-state rival Auburn for the first time since 2002. Its 75-48 dismantling of the Tigers on Jan. 12 was the biggest margin of victory for Alabama in Auburn.

The Tide was in the mix for its first NCAA Tournament bid in 21 years before the COVID-19 pandemic cut the basketball season short. In addition to the success of the 2019-20 season, Curry became only the 10th coach ever to lead three different NCAA women's basketball programs to 100 wins after picking up her 100th victory at Alabama on Nov. 17 against Mercer.

Another historic feat was accomplished under Curry's tenure in 2019-20, when Jordan Lewis was named SEC Scholar-Athlete of the Year for the first time in program history for her excellent performance on the court, in the classroom and in the community.

In 2018-19, Curry earned her 400th career victory after the Crimson Tide defeated Northwestern State 87-73 on Dec. 16. A month later, Curry and the Crimson Tide defeated No. 20 Tennessee, 86-65, on Jan. 17 for the fifth consecutive time, becoming only the eighth program in history to win five or more consecutive games against the Lady Vols and the only Southeastern Conference team to complete that feat. The 21-point win also marked the largest win over the Lady Vols in the two program's history. To close out the month of January, Alabama picked up its first win in Athens, Ga., since 1997 as the Tide downed the Lady Bulldogs, 58-53, on Jan. 27. The win snapped a 12-game road losing streak to Georgia.

In 2017-18, UA earned its first victory in program history in Knoxville against Tennessee and graduated its winningest senior class in 16 years in Quanetria Bolton, Hannah Cook, Alana da Silva, Coco Knight, Meoshonti Knight and Ashley Williams. This group, along with several other key role players, helped Alabama record back-to-back 20-win seasons for the first time since the late 90s. In addition, the team advanced to the quarterfinals of the Women's National Invitation Tournament in both 2017 and 2018 and made an appearance in the 2017 SEC Tournament quarterfinals, a first for the Tide in over a decade.

Three of Alabama's 2018 seniors – Cook, Meo Knight and Williams – joined the 1,000-point club, marking the first time in program history that Alabama has had three 1,000-point scorers on the same team. Cook finished her career eighth in the

UA record books in scoring (1,468) while also ranking first in three-point field goal attempts (781) and fourth in makes (262). Williams also had a record-setting career, finishing her four years in the crimson and white fifth in rebounding (859) and ninth in scoring (1,450).

In 2016-17, Ashley Knight and Jordan Lewis were two of the most impactful freshmen in the league. Knight led the SEC in overall blocks, becoming the first Alabama student-athlete in history to do so, and set the Alabama single-season record with her 90 rejections. Lewis, who started every game at the point guard position, became the Tide's first Associated Press SEC Newcomer of the Year and was named SEC Freshman of the Week five times.

During the 2015-16 season, Curry guided Alabama to a win over women's basketball powerhouse Tennessee, which was the first since 1984, ending a 42-game losing streak to the Lady Volunteers, and the first victory in the series in program history in Tuscaloosa. The Tide also made it back to the postseason after having been out for five consecutive years.

In 2014-15, Alabama reached double-digit wins in non-conference play for the first time since 2010, which included a victory over then 12th-ranked Nebraska.

Curry's inaugural season at the Capstone saw seven Southeastern Conference victories, marking the most since the 2001-02 season. Included in those wins was the first in Lexington against Kentucky since 2002, the first against Georgia since 2004, to snap a 23-game losing streak to the Lady Bulldogs, and the first in program history at Vanderbilt's Memorial Gym.

Attendance has also increased each year of Curry's tenure. While playing games at Foster Auditorium, her squads set new single-game attendance records each season, with the most recent on Jan. 17, 2016, when 3,732 were on hand for the Tide's win over Georgia.

Another area that has seen dramatic improvement is the team's involvement in community service. The program has taken part in several activities throughout local communities and established its Community Caravan. Alabama has visited and worked with several local organizations and groups such as Habitat for Humanity, DCH and the VA Hospitals, Alberta Head Start, Walk to End Alzheimer's, Hoops for Heart at Huntington Place Elementary School, Upward Basketball, MDA Lock-Up,

playing games and serving dessert to the residents of Capstone Village Retirement Community, making gingerbread houses with the students of the CrossingPoints transition program, Project Angel Tree and the program's annual 5th Grade Fastbreak. The team was recognized for its efforts during the athletic department's 2013-14 year-end banquet as the women's team with the most service hours throughout the year.

Curry also received a special honor of her own at the 2014 Women's Basketball Coaches' Association Convention in Nashville, Tenn., as she was awarded the Kay Yow Heart of a Coach Award, presented by the Fellowship of Christian Athletes. The award, established in 2008 to honor the late Kay Yow, recognizes a basketball coach who has coached according to Biblical principles, and to the heart, body and mind of the athlete.

Prior to arriving at The Capstone, Curry spent seven seasons at the helm of the Texas Tech Lady Raider basketball program where she compiled a record of 130-98 (570). She guided the Lady Raiders to a 21-11 record in 2012-13 and an appearance in the NCAA Tournament for the second time in three years.

In her final season in Lubbock, senior guards Monique Smalls, Casey Morris and Chynna Brown picked up All-Big 12 Conference Team honors in 2012-13, led by Brown as a first-team selection. Tech was the only Big 12 team to have all three starting backcourt members named to the all-conference team.

In addition to her time on the court, Curry has spent time off the court contributing on several national and regional committees. She currently is a member of the Women's Basketball Coaches Association, serving on the Defensive Player of the Year Award committee and is also a member of the USA Today Sports Board of Coaches that votes on the NCAA Division I Top 25 Coaches Poll.

After establishing herself as one of the most successful women's basketball coaches in Purdue history, where she coached from 1999-2006, Curry took over the reins of the tradition-rich program at Texas Tech on March 30, 2006.

On Nov. 23, 2007, Curry added another milestone to her resume as she captured her 200th career win in a 78-56 victory over Kennesaw State. That 2007-08 season also saw the Lady Raiders return to postseason play, as they competed in the WNIT.

In her first stint as a head coach, Curry was hired at Purdue in April of 1999, becoming the first women's basketball coach in NCAA history to inherit a national championship-winning team. She led her first squad to four straight wins in the 1999-2000 season, extending Purdue's school-record win streak to 34 consecutive games, a mark that ranks sixth in NCAA history.

During her seven years at the helm of the Boilermakers, Curry compiled a record of 179-51 (.778) and was 86-26 (.768) in Big Ten Conference games. Curry's teams won two Big Ten regular-season (2001, '02) and three Big Ten Tournament (2000, '03, '04) championships. She also guided her teams to seven NCAA Tournament appearances, including the Final Four and championship game in 2001. Curry became only the second coach in NCAA history to guide her team to the NCAA championship game in her second year as a head coach.

In her fourth season at Purdue, Curry collected her 100th career coaching win with a 74-48 victory against Indiana on Feb. 27, 2003. Curry needed only 126 games to reach that milestone, getting there faster than any coach in Purdue history. Curry also recorded her 100th victory quicker than coaching icons such as the late Pat Summitt of Tennessee, Geno Auriemma of Connecticut, Tara VanDerveer of Stanford and Jody Conradt of Texas.

Not only did Curry have successful teams, but she also had coached some very successful student-athletes in West Lafayette. Under Curry's leadership at Purdue, Katie Douglas became the third player in Big Ten history, and the first Purdue player, to earn two Kodak All-America honors (2000, 2001). Douglas was the 2000 and 2001 Big Ten Player of the Year and was named the 2001 Big Ten Female Athlete of the Year. A two-time All-Big Ten pick, Douglas is one of six Purdue players from the Curry era to earn first team all-conference honors. Lubbock native Erika Valek, a four-year starting point guard for the Boilermakers, capped her career by receiving the 2004 Frances Pomeroy Naismith Award as the nation's top player under 5-foot-8.

The on-court success of Curry's teams has carried over into the classroom as well. Curry has coached several all-conference, all-academic and All-America players over the span of 18 successful seasons, including 23 Southeastern Conference honor roll recipients. In seven years at Texas Tech, her student-athletes received Academic All-Big 12 honors 13 times and were named to the CoSIDA Academic All-

District team five times. Curry's student-athletes received Academic All-Big Ten distinction 24 times during her career at Purdue. Every Boilermaker who finished her playing career at Purdue during Curry's tenure went on to graduate.

Curry began coaching in her home state of Louisiana, as she started at the prep level as a head coach at Weston (1988-90) and Mansfield (1990-91) high schools. From there, Curry quickly moved to the college ranks as an assistant at Tulane for two seasons (1991-93). She then spent a year at Stephen F. Austin (1993-94) before moving on to Texas A&M for the next two seasons (1994-96).

She later returned to the state of Louisiana to be an assistant coach at Louisiana Tech for Hall of Famer Leon Barmore, during three seasons from 1996-99. In 1996-97, Louisiana Tech went 31-4 and advanced to the NCAA Sweet 16. The Lady Techsters then posted another 31-4 record in 1997-98 and finished as the NCAA runner-up. In Curry's final season in Ruston, Louisiana Tech went 30-3 and advanced to the NCAA Final Four.

Off the court, Curry has placed a high priority on giving back to the community. She has been heavily involved with several organizations, including: the American Cancer Society Coaches vs. Cancer, Joe Arrington Cancer Center, Junior League, of Lubbock, Salvation Army, South Plains Food Bank, Women's Protective Services, Komen for the Cure, Ronald McDonald House, UMC Children's Center, AMBUC's of Lubbock, Shoes for Orphan Souls, Toys for Tots, United Way, Girl Scouts and Habitat for Humanity.

A highly sought-after guest speaker, Curry was a keynote speaker for the Lubbock Avalanche-Journal's "A Time for Women" event and has been a spokeswoman for the Muscular Dystrophy Association's "Aisles of Smiles." Curry also has made personal appearances for numerous fundraising events and has recorded several public service announcements.

A native of Olla, La., Curry graduated from LaSalle High School and then went on to earn her bachelor of science degree in health and physical education at Northeast Louisiana in 1988. She earned a master's degree in education at Stephen F. Austin in 1994.

Curry and her husband Kelly have two daughters, Kelsey and Kendall.

COACHING HIGHLIGHTS

- OVER 400 CAREER WINS
- NINE NCAA TOURNAMENT APPEARANCES
 - ONE NCAA FINAL FOUR
 - TWO NCAA ELITE EIGHTS
 - FOUR NCAA SWEET 16S
 - SIX WNIT APPEARANCES
- TWO BIG TEN REGULAR-SEASON TITLES
 - 11 20-WIN SEASONS
- 1 OF 10 COACHES IN WOMEN'S BASKETBALL HISTORY TO HAVE 100+ WINS AT THREE DIFFERENT SCHOOLS



COACHES/STAFF

CAREER HISTORY AND RESULTS

UNIVERSITY OF ALABAMA, HEAD COACH, 2013-PRESENT

| Year | Record | Pct. | SEC Record | Pct. | Postseason |
|-----------|---------|------|------------|------|---------------------|
| 2013-14 | 14-16 | .467 | 7-9 | .438 | |
| 2014-15 | 13-19 | .406 | 2-14 | .125 | |
| 2015-16 | 15-16 | .484 | 4-12 | .250 | WNIT First Round |
| 2016-17 | 22-14 | .611 | 5-11 | .313 | WNIT Quarterfinals |
| 2017-18 | 20-14 | .588 | 7-9 | .438 | WNIT Quarterfinals |
| 2018-19 | 14-17 | .452 | 5-11 | .313 | |
| 2019-20 | 18-12 | .600 | 8-8 | .500 | N/A due to COVID-19 |
| Total (7) | 116-108 | .518 | 38-74 | .339 | |

TEXAS TECH UNIVERSITY, HEAD COACH, 2006-13

| Year | Record | Pct. | Big 12 Record | Pct. | Postseason |
|-----------|--------|------|---------------|------|-------------------|
| 2006-07 | 15-16 | .484 | 6-10 | .375 | |
| 2007-08 | 17-16 | .515 | 4-12 | .250 | WNIT Third Round |
| 2008-09 | 16-15 | .516 | 6-10 | .375 | |
| 2009-10 | 18-15 | .545 | 5-11 | .313 | WNIT Second Round |
| 2010-11 | 22-11 | .667 | 8-8 | .500 | NCAA First Round |
| 2011-12 | 21-14 | .600 | 6-12 | .333 | WNIT Third Round |
| 2012-13 | 21-11 | .656 | 11-7 | .611 | NCAA First Round |
| Total (7) | 130-98 | .570 | 46-70 | .397 | |

PURDUE UNIVERSITY, HEAD COACH, 1999-2006

| Year | Record | Pct. | Big Ten Record | Pct. | Postseason |
|-----------|--------|------|----------------|------|-------------------|
| 1999-00 | 23-8 | .742 | 11-5 | .688 | NCAA Second Round |
| 2000-01 | 31-7 | .816 | 14-2 | .875 | NCAA Runner Up |
| 2001-02 | 24-6 | .800 | 13-3 | .813 | NCAA Second Round |
| 2002-03 | 29-6 | .829 | 12-4 | .750 | NCAA Elite Eight |
| 2003-04 | 29-4 | .879 | 14-2 | .875 | NCAA Sweet 16 |
| 2004-05 | 17-13 | .567 | 9-7 | .563 | NCAA Second Round |
| 2005-06 | 26-7 | .788 | 13-3 | .813 | NCAA Sweet 16 |
| Total (7) | 179-51 | .778 | 86-26 | .768 | |

CAREER (21) 425-257 .623 170-169 .501

COACHES AND STAFF



**TIFFANY
COPPAGE**

Assistant Coach

Third Season

MISSOURI STATE, 2009



COACHES/STAFF

Tiffany Coppage completed her second season on the women's basketball coaching staff, serving as an assistant coach and recruiting coordinator. She joined the Crimson Tide after spending two seasons in the same position at Northwestern.

In 2019-20, Coppage helped the Tide to its most regular season wins since 1997-98, while assisting in the Tide's best offensive production (71.7 points per game) in 18 years. Coppage who is the position coach for the wing players, helped forward Jasmine Walker to her 11.9 points, 7.1 rebounds per game, while making a team-best 64 three-pointers which garnered her SEC All-Second Team honors.

In her first season with the Tide, Coppage primarily worked with the post players who saw significant improvements in 2018-19. Sophomores Jasmine Walker and Ariyah Copeland both had breakout seasons under the direction of Coppage with Walker improving her point and rebounding totals from 5.7 points and 4.2 rebounds per game in 2017-18 to 12.4 points and 7.5 rebounds per contest last season, while Copeland over doubled her totals from 3.0 ppg and 2.6 rpg to 8.4 ppg and 6.9 rpg in 2018-19.

In her first season in Evanston, Coppage helped guide the Wildcats to a 20-win season, which included a victory over then-No. 16 Florida and an upset win against Iowa in the opening round of the 2017 Big Ten Women's Basketball Tournament. Northwestern also advanced in its 2018 conference tournament, knocking off Wisconsin in the first round.

Individually, four Wildcats – Nia Coffey, Ashley Deary, Pallas Kunaiyi-Akpanah and Lindsey Pulliam – earned all-conference

honors under Coppage's guidance. Coffey was selected to the All-Big Ten First Team and Deary won the league's Defensive Player of the Year award along with earning a spot on the All-Big Ten Second Team in 2017. Kunaiyi-Akpanah secured herself a position on the second team and Pulliam was named honorable mention and all-freshman in 2018. Coffey, who was the only player in the nation to average at least 20 points and 10 rebounds, was also an honorable mention All-American and went on to become the fifth overall pick in the 2017 WNBA Draft.

In her role as recruiting coordinator, Coppage led the charge behind Northwestern signing the No. 18 recruiting class in the nation and the top-rated class in the Big Ten in 2017.

Prior to her tenure with the Wildcats, Coppage spent three seasons at Northern Iowa as an assistant coach. During the 2015-16 season, Coppage helped the Panthers win 24 games, second-most in program history, and a Missouri Valley Conference regular-season title. UNI also advanced to the third round of the Women's National Invitation Tournament that season.

Other stops for Coppage include Western Illinois (assistant coach/recruiting coordinator, 2011-13), Wichita State (graduate assistant, 2010-11) and the Missouri Valley Blazers AAU program (assistant coach, 2010).

A native of Kansas City, Mo., Coppage spent two years at Fort Scott Community College as a student-athlete before finishing her playing career at Missouri State. She started both seasons and was a two-year team captain for the Lady Bears.

Coppage earned her bachelor's degree in broadcast journalism with a minor in general business from Missouri State in 2009. She then went on to earn her master's degree in sports management from Wichita State in 2011.



**KELLY
CURRY**

Assistant Coach

Eighth Season

TEXAS A&M, 1990

Kelly Curry completed his seventh season with the Crimson Tide women's basketball team, working primarily with the perimeters, while also handling scheduling, recruiting and scouting.

The 2019-20 season was the most successful in Curry's tenure as the team's offensive coordinator as the Tide put up 71.7 points per contest which is the most for an Alabama team since 2001-02. The squad also shot at a 33.9 clip from beyond the arc which was the sixth-highest percentage in program history and the highest percentage since the 01-02 campaign. In addition, Curry's scheduling had the Tide in the mix for its first NCAA Tournament bid in 21 years before the COVID-19 pandemic cut the basketball season short, after ending the 2019-20 campaign with the 43-toughest schedule in the country. Curry is also the position coach for the guards on the team which includes Jordan Lewis who led the team in points (13.1) and assists (3.9).

In 2018-19, Curry played a pivotal role in the Tide becoming the first SEC team in history to complete a five-game winning streak over Tennessee as the Crimson Tide downed the 20th-ranked Lady Vols, 86-65, on Jan. 17, 2019. Working with the perimeter players, Curry saw success in first-year standout Cierra Johnson who led the team with 14.7 points (14th in SEC) and 3.1 assists (15th in SEC) per game.

Curry helped Alabama to back-to-back 20-win seasons in 2016-17 and 2017-18, to go along with a pair of Women's National Invitation Tournament quarterfinal appearances. In 2017-18, the Tide picked up its first win in program history in Knoxville against the Tennessee Lady Volunteers and boasted three 1,000-point scorers in Hannah Cook, Meoshonti Knight and Ashley Williams for the first time.



In 2016-17, Alabama collected 22 wins, which was the most since the 1997-98 season and, in addition to reaching the quarterfinals of the WNIT, the Tide also advanced to the quarterfinal round of the Southeastern Conference Tournament for the first time since 2005.

Under his watch, point guard Jordan Lewis was named 2017 SEC Newcomer of the Year by the Associated Press after earning a spot on the SEC All-Freshman Team and being named SEC Freshman of the Week five times. She finished the season ranked fifth in the league in assists per game and 19th in minutes played, the highest of any freshman in those categories. Additionally, Cook ranked No. 1 in every three-point category in the SEC, including percentage, makes, makes per game and attempts.

Curry helped guide Alabama back to the postseason for the first time in five years to cap off the 2015-16 season. The Tide also snapped a 42-game losing streak to women's basketball powerhouse Tennessee, marking the program's first victory over the Lady Volunteers since 1984.

In 2014-15, Alabama collected double-digit wins in non-conference play for the first time since 2010 and had several finish in the final Southeastern Conference rankings, including Ashley Williams, who led the conference in field goal percentage for the entire season.

In his first season with the program, Alabama won seven SEC games marking the most since the 2001-02 season. Included in those victories was the first in Lexington against Kentucky since 2002, the first against Georgia since 2004 snapping a 23-game losing streak to the Lady Bulldogs, and the first in program history at Vanderbilt's Memorial Gym. Overall, the Tide won 14 games, playing

one of the most difficult schedules in the nation.

That year, Williams became the first Alabama player in three seasons to be named to the SEC All-Freshman Team. The two-time SEC Freshman of the Week and member of the Cavalier Classic All-Tournament Team, Williams finished as the only freshman in the SEC to rank in the top 20 in scoring and top 15 in rebounding against league opponents. She came in at No. 17 in scoring, averaging 13.8 points, and No. 14 in rebounding with 6.9 boards per contest.

Curry came to Tuscaloosa after serving in the same position at Texas Tech from 2006-13. Throughout his tenure, the Lady Raiders made five postseason appearances and had three 20-plus win seasons.

Prior to his seven-year stint in Lubbock, Curry spent seven seasons at Purdue, where he also coached the post players and was heavily involved in recruiting and scheduling. The Boilermakers advanced to the NCAA Tournament in each of those years, making the national championship game in 2001. In addition, Purdue won three Big Ten Tournament Championships (2000, 03, 04) and two Big Ten regular season titles (2001, 02).

Curry began his coaching career at Louisiana Tech in 1998, where he spent one season on the sidelines under Hall of Famer Leon Barmore. That year, the Lady Techsters posted a 30-3 record and reached the NCAA Final Four.

Curry graduated from Texas A&M with a degree in business administration management in 1990 and received his teaching certification in 1993 from Stephen F. Austin.

Curry and his wife Kristy have two daughters, Kelsey and Kendall.

COACHES AND STAFF



**JANESE
CONSTANTINE**

Assistant Coach

First Season

WISCONSIN, 2008



COACHES/STAFF

Janese Constantine officially joined the Crimson Tide coaching staff as an assistant coach on June 12, 2020 after spending the previous four seasons as an assistant at Indiana. Constantine will coach the Alabama post players in her new role with the program.

During Constantine's time as an assistant and coaching the guards at IU, the Hoosiers reached new heights as the 2019-20 season was no different with the team finishing with program records in overall wins (24), Big Ten victories (13), securing the No. 4 seed in the Big Ten Tournament for the second time in her tenure and making the Big Ten Tournament semifinals for the first time since 2006.

Indiana spent all 20 weeks of the season ranked in the Associated Press top 25, including reaching a program record ranking of No. 12. It marked the program's fourth-straight 20-win season as the team was a lock for an at-large bid in the NCAA Tournament before the Coronavirus pandemic canceled the remainder of the season. IU also made history in the 2019 Paradise Jam where the Hoosiers upset then No. 5/6 South Carolina in the program's first top five non-conference victory in school history.

Constantine was also instrumental in recruiting for the Hoosiers, most recently with the Class of 2023 which featured a pair of five-star commitments and a No. 18 overall ranking in the country according to ESPN. The class also ranked 12th in the nation and fourth overall in the Big Ten according to the Collegiate Girls Basketball Report and third in the Big Ten by All Star Girls Report.

Since Constantine joined the staff in 2016-17, six Hoosier guards have been named

to All-Big Ten teams, most recently with the first team selections of Ali Patberg and Grace Berger – the first duo to earn first team honors for the first time since 1986 and just the third time in program history. Berger and Patberg would also go on to be the first pair of All-Americans for the program in the same year since 1989 as each earned 2019-20 WBCA All-American Honorable Mention honors.

In 2018, Constantine helped guide the Hoosiers to the WNIT Championship with an overall record of 23-14, while in 2016-17 Indianapolis, Ind. native assisted in the Hoosiers' historic season during her first year by advancing to the WNIT quarterfinals and a then program-record 23 wins. It marked the first time in school history that IU has posted back-to-back 20-win seasons and the first back-to-back winning seasons since 2007-08 and 2008-09. During that year, Indiana also set single season program records for points scored (2,547), points per game (74.9) and assists (564). Constantine was also instrumental in development of guards Alexis Gassion (All-Big Ten honorable mention, All-Defensive team) and Tyra Buss (WBCA All-American honorable mention, All-Big Ten first team).

Before coming to IU, Constantine spent the previous two seasons as an assistant and post players coach at IUPUI, where she helped lead the Jaguars to a 21-win season in 2015-16, the third highest win total in a single year in program history and the second highest number of wins for the school in Division I history.

Prior to IUPUI, Constantine spent two seasons as an assistant and coached the point guards at Milwaukee after serving as a graduate assistant at Auburn in 2011-12.

A standout player at Ben Davis High School, Constantine was named Gatorade Player of the Year, an Indiana All-Star and an All-State selection in 2004.

Constantine played collegiately in the Big Ten at Wisconsin (2005-08) where she finished her career averaging 12.8 points, 5.3 rebounds and 2.7 assists per game during her four seasons. She was a three-time All-Big Ten selection and off the court earned Academic All-Big Ten recognition three times. Banks ended her career as one of 10 players in Badgers history to eclipse 1,500 career points.

After college, Constantine played professionally in Ukraine, Switzerland and Iceland. Following three years in professional basketball, she spent the 2010-11 season as a volunteer coach at Ben Davis.

Janese and her husband Paul, who is a coach on the Alabama Football strength and conditioning staff, are the proud parents of their son, P.J.



Brian Johnson completed fourth season at Alabama and second as the director of operations following the 2019-20 season. He previously had two years of experience on the staff, serving as the coordinator of player development, recruiting and video operations.

Johnson came to Tuscaloosa after having spent four years as a manager for the Tennessee Lady Volunteers women's basketball team. While in Knoxville, Johnson assisted in several areas of the program including operations, video and graphics. From the operations side, he helped coordinate team travel, practices, summer camps and male practice players.

Johnson also spent time with the video coordinator filming practice, making highlight videos, preparing scouting reports and uploading game footage for film exchange. In addition, he gained experience with creating graphics for social media and recruiting.

Johnson completed his Bachelor of Science in education with a concentration in recreation and sport management and a minor in business administration from the University of Tennessee in 2016. He recently finished his Master of Science in human environmental sciences with an emphasis in sports business management in August 2018 from The University of Alabama.

COACHES AND STAFF



**JOHN
CLARK**

Dir. of Video & Creative Content | Second Season

ST. GREGORY'S UNIVERSITY, 2014



COACHES/STAFF

Clark finished up his first season as the team's video coordinator and director of creative content in 2019-20. In his first season, Clark provided up to date analytical statistics to the coaching staff in addition to many film projects, which included a team-favorite top 10 plays after each game.

Before coming to Tuscaloosa, Clark served as an assistant coach for three years at the University of the Incarnate Word women's basketball program. During that time, he assisted in recruiting, video coordination, alumni relations, digital content, social media, scouting and more.


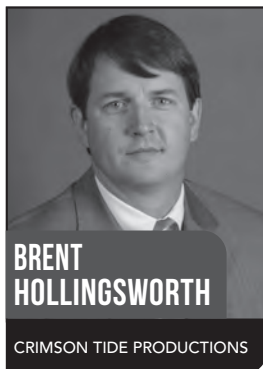



Prior to his time at UIW, Clark was the graduate assistant for the Arkansas women's basketball program from 2014-16. He was instrumental in an NCAA Tournament appearance and first round victory in 2014-15. His duties included assisting with day-to-day operations, organizing and recruiting the male practice team, film breakdown, film exchange, player development and practice planning.

Clark worked for Krossover Intelligence in 2013, a basketball video analysis company that breaks down high school, college and professional games. He has worked numerous basketball camps including: Bill Self Basketball Camp, Jimmy Dykes Basketball Camp, Oklahoma City Thunder Basketball Camp and the New Orleans Hornets Basketball Camp.

As an undergraduate student, Clark played basketball at St. Gregory's University and helped lead the team to an NAIA Final Four appearance as a senior. He earned a degree in social studies education from St. Gregory's in 2014 before receiving his

master's degree in sports management from Arkansas in 2016.

COACHES AND STAFF



COACHES/STAFF



22

6-3 • Senior

Forward

ARIYAH COPELAND

Columbus, Ga. (Columbus)

CAREER HIGHS

| | |
|-------------|--------------------------------------|
| Points | 28 vs. Northwestern State (12/16/18) |
| Rebounds | 15 vs. Alabama A&M (11/10/17) |
| FG Made | 10 vs. Northwestern State (12/16/18) |
| FG Att. | 13 - 4X, last at Texas A&M (2/27/20) |
| 3PT FG Made | N/A |
| 3PT FG Att. | 1 - 3X, last at Tulane (11/24/19) |
| FT Made | 5 - 2X, last vs. Auburn (2/9/20) |
| FT Att. | 6 - 4X, last vs. Hampton (11/6/19) |
| Assists | 3 vs. Colgate (12/8/19) |
| Steals | 3 - 5X, last at Missouri (3/3/19) |
| Blocks | 6 vs. Clemson (11/19/18) |
| Minutes | 36 vs. Auburn (1/10/19) |

SEC HIGHS

| | |
|-------------|-------------------------------------|
| Points | 18 at Texas A&M (2/27/20) |
| Rebounds | 13 vs. Auburn (2/9/20) |
| FG Made | 8 - 2X, last at Texas A&M (2/27/20) |
| FG Att. | 13 at Texas A&M (2/27/20) |
| 3PT FG Made | N/A |
| 3PT FG Att. | 1 - 2X, last at Georgia (1/27/19) |
| FT Made | 5 vs. Auburn (2/9/20) |
| FT Att. | 6 at Auburn (2/17/19) |
| Assists | 1 - 9X, last vs. Missouri (3/1/20) |
| Steals | 3 - 4X, last at Missouri (3/3/19) |
| Blocks | 4 at Arkansas (1/24/19) |
| Minutes | 36 vs. Auburn (1/10/19) |

2019-20 SEASON HIGHS

| | |
|-------------|--------------------------------------|
| Points | 18 at Texas A&M (2/27/20) |
| Rebounds | 13 vs. Auburn (2/9/20) |
| FG Made | 8 at Texas A&M (2/27/20) |
| FG Att. | 13 - 2X, last at Texas A&M (2/27/20) |
| 3PT FG Made | N/A |
| 3PT FG Att. | 1 at Tulane (11/24/19) |
| FT Made | 5 - 2X, last vs. Auburn (2/9/20) |
| FT Att. | 6 vs. Auburn (11/6/19) |
| Assists | 3 vs. Colgate (12/8/19) |
| Steals | 2 - 2X, last vs. Georgia (3/5/20) |
| Blocks | 3 at Tennessee (1/20/20) |
| Minutes | 31 at Texas A&M (2/27/20) |

CAREER HIGHLIGHTS

- Eight career double-doubles
- Tied for sixth all-time at UA in career field goal percentage (53.5%)

JUNIOR (2019-20)

- Started and played in 28 games
- Averaged 8.1 points and 5.6 rebounds per game
- Second on the team in rebounds and blocks
- Shot 54.7 percent (94-of-172) from the floor
- Scored in double figures in 13 games
- Notched three double-doubles
- 19th in the SEC in rebounding
- 15th in the SEC in rebounding (5.7) in conference games
- Compiled her sixth career double-double in the season opener against Hampton (11/6) after putting up 11 points and 11 rebounds
- Added 10 points and seven rebounds in the win over Clemson (11/12)
- Chipped in 10 points on 5-of-7 shooting against Iowa State (12/5)
- Poured in 15 points to go along with six rebounds in the win over Colgate (12/8)
- Was one rebound shy of a double-double, after putting up 12 points and nine boards in the win over UNC (12/15)
- Tied for a team-high with 15 points on 6-of-8 shooting against No. 14 Kentucky (1/9)
- Added 10 points in the blow out win over Vanderbilt (1/26)
- Had her first double-double since the season opener, after compiling 17 points and 13 rebounds in the victory over Auburn (2/9)
- Dominated the paint in the Tide's road win at No. 12 Texas A&M (2/27) after compiling 18 points and 12 rebounds
- Dropped 10 points and six rebounds in the win over Missouri (3/1)
- Chipped in 10 points and six rebounds in the SEC Tournament loss to Georgia (3/5)

SOPHOMORE (2018-19)

- Played in all 31 games and started the last 22 games of the season
- Scored in double-figures in 10 games
- Led the Crimson Tide in blocks with 38 on the year
- Second on the team in rebounds with 6.9 per contest
- Third on the team in steals with 31
- Racked up four double-doubles
- Ninth in the SEC in blocked shots per game (1.2)
- 14th in the SEC in rebounds per contest (6.9)
- Tied for 10th in the SEC in rebounds per game in conference play (7.4)
- Tied for sixth in the SEC in blocked shots per game in conference play (1.2)
- Dominated in the paint against SE Louisiana (11/7), scoring seven points, nine rebounds and swatting away a career-high three shots in the win

- Shot 4-of-7 from the floor and totaled nine points and four rebounds in the road win against SMU (11/15)
- Led the team with career highs in blocks (6) and steals (3) while also grabbing six rebounds in the win over Clemson (11/19)
- Recorded her second career double-double after putting in a career-high 18 points (7-of-7 shooting) with 14 rebounds in the win against Grambling State (11/23)
- Made her first career start against Tulane (12/8) and totaled seven points and nine rebounds
- Had a monster effort against Northwestern State (12/16), notching a career-high 26 points to go along with 12 rebounds in the win
- Totaled 12 points and eight rebounds in the game against Auburn (1/10)
- Was one rebound shy of picking up a double-double against No. 20 Tennessee (1/17), after putting up 16 points, nine rebounds and three blocks
- Picked up her fourth career double-double, totaling 11 points and 10 rebounds to go along with four blocks in the loss at Arkansas (1/24)
- Scored nine points and pulled down nine rebounds in the loss to No. 6 Mississippi State (2/3)
- Recorded her fourth double-double of the season, scoring a team-high 12 points and leading the squad with 12 rebounds (2/17)
- Put in 10 points to go along with six boards against Georgia (2/24)
- Had 10 points to go along with seven rebounds in the win over Ole Miss (2/28)
- Came up just short of a double-double, scoring eight points and grabbing a team-high 10 rebounds in the loss at Missouri (3/3)
- Chipped in 10 points and had three blocks in the SEC Tournament win against Vanderbilt (3/6)

FRESHMAN (2017-18)

- Played in 25 games
- Averaged 3.0 points and 2.6 rebounds per game
- Led Alabama in blocks three times, scoring once and rebounding once
- Opened her Alabama career with a monster game after she compiled a double-double finishing with 16 points, 15 rebounds, two blocks, and two steals off the bench in the first game of the season against Alabama A&M (11/10)
- Recorded nine points and three rebounds in the win over Jacksonville (11/16)
- Had nine points, five rebounds and a steal in the road victory at Georgia Southern (11/19)
- Recorded nine points and seven rebounds vs. Grambling State (12/10)
- Finished with six points and two rebounds against Texas A&M (1/18)

PREP HIGHLIGHTS

- Rated No. 50 overall by Prospects Nation and No. 72 overall by All Star Girls Report
- Ranked the No. 7 post by Prospects Nation and the No. 13 post by HoopGurlz ESPNW
- 2017 McDonald's All American Game nominee
- 2017 Naismith Trophy Honorable Mention All-American
- 2016-17 GHSA Class 4A First Team All-State selection
- Named honorable mention all-state by the Atlanta Journal Constitution for the 2016-17 season
- Earned a spot on the 2016-17 Ledger-Enquirer All-Bi-City Team
- Led the Columbus Blue Devils, coached by Joe Cherrone, to the 2017 GHSA 4A State Championship
- Averaged 16.4 points, 9.5 rebounds, 2.5 blocks and 1.2 assists per game as a senior
- 2016 All-Star Game MVP
- 2016 Valley All-Star Underclassmen Game participant
- Advanced to the quarterfinals of the state championships in 2016
- As a junior, averaged 15.1 points, 11.0 rebounds, 2.3 blocks and 1.7 assists per game
- Played AAU basketball for the Blazers Exposure Red, coached by Tim Marshall

PERSONAL INFORMATION

- Born Dec. 15, 1998
- Nickname is "Riyah"
- Daughter of Tamara Ellison Cochran
- Has one brother Kevin Copeland, and one sister Morgan Cochran
- Brother, Kevin played football at Middle Tennessee (2003-07)
- Majoring in human performance exercise science

COPELAND'S GAME-BY-GAME STATS

2017-18

| Opponent | Date | Min | FG-FGA | 3FG-FGA | FT-FTA | Off-Def-Tot | PF | A | TO | Blk | Stl | Pts |
|----------------------|-------|------------|--------------|------------|--------------|-----------------|-----------|----------|-----------|-----------|----------|-----------|
| Alabama A&M | 11/10 | 21 | 7-13 | 0-0 | 2-3 | 7-8-15 | 0 | 0 | 0 | 2 | 2 | 16 |
| Utah | 11/13 | 6 | 0-1 | 0-0 | 0-0 | 0-1-1 | 2 | 0 | 0 | 0 | 0 | 0 |
| Jacksonville | 11/16 | 12 | 4-8 | 0-0 | 1-2 | 2-1-3 | 0 | 0 | 0 | 0 | 0 | 9 |
| at Georgia Southern | 11/19 | 17 | 3-8 | 0-0 | 3-4 | 1-4-5 | 0 | 0 | 1 | 0 | 1 | 9 |
| vs. NC State | 11/23 | 6 | 0-1 | 0-0 | 0-0 | 0-2-2 | 2 | 0 | 1 | 0 | 1 | 0 |
| vs. Elon | 11/24 | 1 | 0-1 | 0-0 | 0-0 | 0-1-1 | 0 | 0 | 0 | 0 | 0 | 0 |
| at Lipscomb | 12/7 | 3 | 0-1 | 0-0 | 0-0 | 0-1-1 | 0 | 0 | 1 | 0 | 0 | 0 |
| Grambling State | 12/10 | 13 | 3-4 | 0-0 | 3-6 | 4-3-7 | 1 | 0 | 1 | 1 | 0 | 9 |
| SMU | 12/17 | 8 | 0-3 | 0-0 | 1-2 | 3-0-3 | 1 | 0 | 0 | 1 | 1 | 1 |
| Missouri State | 12/19 | 6 | 0-1 | 0-0 | 1-2 | 1-2-3 | 0 | 0 | 0 | 0 | 0 | 1 |
| Murray State | 12/20 | 6 | 1-3 | 0-0 | 2-2 | 1-1-2 | 2 | 0 | 2 | 0 | 0 | 4 |
| Florida A&M | 12/28 | 7 | 1-1 | 0-0 | 2-2 | 1-1-2 | 2 | 0 | 2 | 0 | 0 | 4 |
| at Mississippi State | 1/14 | 6 | 0-1 | 0-0 | 0-0 | 0-1-1 | 1 | 1 | 1 | 0 | 0 | 0 |
| Texas A&M | 1/18 | 15 | 2-4 | 0-0 | 2-5 | 0-2-2 | 4 | 0 | 2 | 1 | 0 | 6 |
| Vanderbilt | 1/21 | 3 | 0-0 | 0-0 | 0-0 | 0-1-1 | 0 | 0 | 1 | 1 | 0 | 0 |
| at Kentucky | 1/25 | 1 | 0-0 | 0-0 | 0-0 | 0-0-0 | 1 | 0 | 0 | 0 | 0 | 0 |
| Arkansas | 2/4 | 2 | 0-0 | 0-0 | 0-0 | 0-0-0 | 0 | 0 | 0 | 0 | 0 | 0 |
| South Carolina | 2/8 | 2 | 0-0 | 0-0 | 0-0 | 0-0-0 | 1 | 0 | 0 | 0 | 0 | 0 |
| at Ole Miss | 2/11 | 1 | 0-0 | 0-0 | 0-0 | 0-0-0 | 1 | 0 | 1 | 0 | 1 | 0 |
| vs. Kentucky | 3/1 | 6 | 1-2 | 0-0 | 0-0 | 1-0-1 | 0 | 1 | 0 | 1 | 0 | 2 |
| Southern | 3/14 | 10 | 0-2 | 0-0 | 4-4 | 1-6-7 | 0 | 0 | 0 | 1 | 0 | 4 |
| UCF | 3/18 | 10 | 2-4 | 0-0 | 0-0 | 3-4-7 | 1 | 0 | 0 | 0 | 1 | 4 |
| Georgia Tech | 3/22 | 17 | 2-3 | 0-0 | 1-2 | 0-1-1 | 1 | 0 | 0 | 0 | 1 | 5 |
| at Virginia Tech | 3/25 | 10 | 1-3 | 0-0 | 0-0 | 0-1-1 | 0 | 0 | 0 | 0 | 0 | 2 |
| TOTALS | | 198 | 27-64 | 0-0 | 22-35 | 24-41-65 | 19 | 2 | 11 | 10 | 9 | 76 |

2018-19

| Opponent | Date | Min | FG-FGA | 3FG-FGA | FT-FTA | Off-Def-Tot | PF | A | TO | Blk | Stl | Pts |
|------------------------|--------|------------|----------------|------------|--------------|-------------------|-----------|----------|-----------|-----------|-----------|------------|
| Southeastern Louisiana | 11/7 | 21 | 3-5 | 0-0 | 1-2 | 2-7-9 | 0 | 0 | 2 | 3 | 1 | 7 |
| at Utah | 11/13 | 19 | 1-3 | 0-0 | 1-2 | 1-3-4 | 1 | 0 | 1 | 1 | 0 | 3 |
| at SMU | 11/15 | 13 | 4-7 | 0-0 | 1-2 | 2-2-4 | 1 | 0 | 0 | 0 | 1 | 9 |
| Clemson | 11/19 | 27 | 2-5 | 0-0 | 0-0 | 0-6-6 | 2 | 1 | 0 | 6 | 3 | 4 |
| Grambling | 11/23 | 28 | 7-7 | 0-0 | 4-6 | 6-8-14 | 0 | 0 | 3 | 1 | 2 | 18 |
| Stetson | 11/27 | 23 | 0-3 | 0-0 | 2-4 | 3-4-7 | 0 | 0 | 2 | 0 | 0 | 2 |
| vs. Tulsa | 12/1 | 20 | 3-6 | 0-0 | 1-2 | 3-2-5 | 3 | 0 | 1 | 0 | 0 | 7 |
| vs. Louisiana Tech | 12/2 | 17 | 2-6 | 0-0 | 0-1 | 1-1-2 | 0 | 0 | 2 | 1 | 0 | 4 |
| South Alabama | 12/5 | 22 | 1-2 | 0-0 | 0-1 | 2-3-5 | 2 | 0 | 2 | 0 | 1 | 2 |
| Tulane | 12/8* | 32 | 3-7 | 0-0 | 1-3 | 4-5-9 | 3 | 0 | 2 | 2 | 1 | 7 |
| Northwestern State | 12/16* | 29 | 10-13 | 0-0 | 6-11 | 7-5-12 | 3 | 0 | 2 | 1 | 0 | 26 |
| vs. Virginia | 12/20* | 27 | 1-3 | 0-0 | 0-0 | 0-8-8 | 4 | 0 | 0 | 0 | 0 | 2 |
| vs. Miami (FL) | 12/21* | 19 | 3-4 | 0-0 | 0-0 | 0-1-1 | 2 | 0 | 0 | 1 | 0 | 6 |
| Florida | 1/3* | 24 | 3-3 | 0-0 | 1-1 | 1-3-4 | 5 | 0 | 1 | 0 | 0 | 7 |
| at South Carolina | 1/6* | 28 | 4-6 | 0-0 | 0-0 | 5-3-8 | 4 | 1 | 4 | 1 | 2 | 8 |
| Auburn | 1/10* | 36 | 5-9 | 0-0 | 2-2 | 3-5-8 | 3 | 0 | 2 | 0 | 1 | 12 |
| at Texas A&M | 1/13* | 28 | 2-8 | 0-0 | 0-0 | 2-3-5 | 2 | 0 | 3 | 1 | 3 | 4 |
| Tennessee | 1/17* | 27 | 8-12 | 0-0 | 0-1 | 3-6-9 | 0 | 0 | 0 | 3 | 0 | 16 |
| LSU | 1/20* | 29 | 3-4 | 0-1 | 1-2 | 1-4-5 | 4 | 0 | 4 | 2 | 2 | 7 |
| at Arkansas | 1/24* | 30 | 4-7 | 0-0 | 3-4 | 3-7-10 | 4 | 1 | 3 | 4 | 0 | 11 |
| at Georgia | 1/27* | 28 | 3-7 | 0-1 | 0-0 | 1-5-6 | 2 | 1 | 2 | 1 | 3 | 6 |
| Mississippi State | 2/3* | 29 | 4-8 | 0-0 | 1-1 | 7-2-9 | 4 | 0 | 2 | 0 | 1 | 9 |
| at Florida | 2/7* | 27 | 3-5 | 0-0 | 3-5 | 4-4-8 | 3 | 0 | 3 | 2 | 0 | 9 |
| Kentucky | 2/11* | 30 | 2-6 | 0-0 | 2-4 | 3-5-8 | 1 | 1 | 4 | 0 | 1 | 6 |
| at Auburn | 2/17* | 31 | 4-5 | 0-0 | 4-6 | 3-9-12 | 1 | 0 | 4 | 2 | 3 | 12 |
| at Vanderbilt | 2/21* | 13 | 2-5 | 0-0 | 3-4 | 1-3-4 | 5 | 0 | 2 | 0 | 0 | 7 |
| Georgia | 2/24* | 34 | 5-10 | 0-0 | 0-0 | 2-4-6 | 3 | 0 | 2 | 2 | 2 | 10 |
| Ole Miss | 2/28* | 34 | 5-10 | 0-0 | 0-2 | 2-5-7 | 1 | 0 | 3 | 1 | 0 | 10 |
| at Mizzou | 3/3* | 29 | 3-6 | 0-0 | 2-4 | 5-5-10 | 3 | 0 | 1 | 0 | 3 | 8 |
| vs. Vanderbilt | 3/6* | 35 | 5-8 | 0-0 | 0-0 | 1-2-3 | 2 | 0 | 0 | 3 | 1 | 10 |
| vs. Auburn | 3/7* | 30 | 5-6 | 0-0 | 1-2 | 2-5-7 | 4 | 0 | 0 | 0 | 0 | 11 |
| TOTALS | | 819 | 110-196 | 0-2 | 40-71 | 80-135-215 | 69 | 5 | 57 | 38 | 31 | 260 |

2019-20

| Opponent | Date | Min | FG-FGA | 3FG-FGA | FT-FTA | Off-Def-Tot | PF | A | TO | Blk | Stl | Pts |
|----------------------|--------|------------|---------------|------------|--------------|------------------|-----------|----------|-----------|-----------|-----------|------------|
| Hampton | 11/6* | 24 | 3-6 | 0-0 | 5-6 | 6-5-11 | 3 | 0 | 1 | 1 | 1 | 11 |
| at Clemson | 11/12* | 24 | 5-9 | 0-0 | 0-0 | 5-2-7 | 4 | 0 | 2 | 0 | 0 | 10 |
| Mercer | 11/17* | 15 | 2-3 | 0-0 | 2-3 | 0-5-5 | 0 | 0 | 0 | 1 | 0 | 6 |
| at South Alabama | 11/21* | 22 | 3-7 | 0-0 | 1-4 | 3-3-6 | 2 | 0 | 2 | 1 | 1 | 7 |
| at Tulane | 11/24* | 20 | 2-6 | 0-1 | 2-2 | 2-1-3 | 1 | 0 | 2 | 0 | 1 | 6 |
| vs. Northern Iowa | 11/29* | 22 | 2-3 | 0-0 | 0-0 | 1-2-3 | 4 | 1 | 2 | 0 | 0 | 4 |
| vs. Southern Cal | 11/30* | 25 | 3-5 | 0-0 | 0-2 | 3-3-6 | 2 | 0 | 1 | 0 | 1 | 6 |
| Iowa State | 12/5* | 20 | 5-7 | 0-0 | 0-1 | 2-1-3 | 2 | 0 | 0 | 1 | 0 | 10 |
| Colgate | 12/8* | 22 | 7-13 | 0-0 | 1-1 | 2-4-6 | 0 | 3 | 1 | 1 | 0 | 15 |
| North Carolina | 12/15* | 23 | 5-7 | 0-0 | 2-2 | 3-6-9 | 1 | 0 | 1 | 1 | 0 | 12 |
| SE Louisiana | 12/29* | 10 | 0-2 | 0-0 | 0-0 | 0-1-1 | 1 | 0 | 0 | 0 | 1 | 0 |
| at LSU | 1/2* | 19 | 1-2 | 0-0 | 0-0 | 2-2-4 | 2 | 0 | 1 | 1 | 2 | 2 |
| South Carolina | 1/5* | 26 | 3-6 | 0-0 | 1-3 | 2-5-7 | 3 | 0 | 1 | 0 | 0 | 7 |
| Kentucky | 1/9* | 26 | 6-8 | 0-0 | 3-5 | 0-3-3 | 1 | 1 | 2 | 1 | 1 | 15 |
| at Auburn | 1/12* | 23 | 4-5 | 0-0 | 2-3 | 1-1-2 | 3 | 0 | 2 | 0 | 0 | 10 |
| at Tennessee | 1/20* | 26 | 4-5 | 0-0 | 0-0 | 1-2-3 | 2 | 0 | 0 | 3 | 2 | 8 |
| Texas A&M | 1/23* | 22 | 1-3 | 0-0 | 0-0 | 3-3-6 | 4 | 0 | 1 | 2 | 0 | 2 |
| Vanderbilt | 1/26* | 15 | 4-7 | 0-0 | 2-2 | 3-1-4 | 1 | 0 | 1 | 0 | 0 | 10 |
| Arkansas | 1/30* | 21 | 1-4 | 0-0 | 3-4 | 5-4-9 | 2 | 1 | 1 | 2 | 0 | 5 |
| at Ole Miss | 2/2* | 22 | 4-6 | 0-0 | 3-3 | 3-2-5 | 1 | 0 | 2 | 2 | 0 | 11 |
| at Kentucky | 2/6* | 18 | 1-3 | 0-0 | 2-2 | 3-5-8 | 0 | 0 | 3 | 0 | 0 | 4 |
| Auburn | 2/9* | 29 | 6-8 | 0-0 | 5-5 | 5-8-13 | 4 | 1 | 0 | 1 | 0 | 17 |
| at Georgia | 2/16* | 16 | 0-1 | 0-0 | 0-0 | 0-5-5 | 3 | 0 | 4 | 0 | 0 | 0 |
| Florida | 2/20* | 27 | 4-11 | 0-0 | 0-2 | 2-2-4 | 2 | 0 | 0 | 2 | 0 | 8 |
| at Mississippi State | 2/23* | 20 | 1-6 | 0-0 | 0-0 | 0-1-1 | 1 | 0 | 0 | 0 | 0 | 2 |
| at Texas A&M | 2/27* | 31 | 8-13 | 0-0 | 2-2 | 9-3-12 | 3 | 0 | 1 | 2 | 1 | 18 |
| Missouri | 3/1* | 30 | 5-9 | 0-0 | 0-2 | 2-4-6 | 2 | 1 | 1 | 1 | 0 | 10 |
| vs. Georgia | 3/5* | 32 | 4-7 | 0-0 | 2-3 | 4-2-6 | 3 | 1 | 3 | 1 | 2 | 10 |
| TOTALS | | 630 | 94-172 | 0-1 | 38-57 | 72-85-157 | 61 | 9 | 35 | 24 | 13 | 226 |

*INDICATES GAMES STARTED

CAREER STATS

| Year | GP | GS | Min | Avg | FG | FGA | Pct | 3FG | 3FGA | Pct | FT | FTA | Pct | Off | Def | Tot | Avg | PF | FO | A | TO | Blk | Stl | Pts | Avg |
|---------------|-----------|-----------|-------------|-------------|------------|------------|-------------|----------|----------|-------------|------------|------------|-------------|------------|------------|------------|------------|------------|----------|-----------|------------|-----------|-----------|------------|------------|
| 2017-18 | 25 | 0 | 198 | 7.9 | 27 | 64 | .422 | 0 | 0 | .000 | 22 | 35 | .629 | 24 | 41 | 65 | 2.6 | 19 | 0 | 2 | 11 | 10 | 9 | 76 | 3.0 |
| 2018-19 | 31 | 22 | 819 | 26.4 | 110 | 196 | .561 | 0 | 2 | .000 | 40 | 71 | .563 | 80 | 135 | 215 | 6.9 | 69 | 2 | 5 | 57 | 38 | 31 | 260 | 8.4 |
| 2019-20 | 28 | 28 | 630 | 22.5 | 94 | 172 | .547 | 0 | 1 | .000 | 38 | 57 | .667 | 72 | 85 | 157 | 5.6 | 61 | 1 | 9 | 35 | 24 | 13 | 226 | 8.1 |
| TOTALS | 84 | 50 | 1647 | 19.6 | 231 | 432 | .535 | 0 | 3 | .000 | 100 | 163 | .613 | 176 | 261 | 437 | 5.2 | 149 | 3 | 16 | 103 | 72 | 53 | 562 | 6.7 |

PLAYER PROFILES



3

5-7 • Redshirt Senior

Guard

JORDAN LEWIS

Windermere, Fla. (Lake Highland Prep)

CAREER HIGHS

| | |
|-------------|--------------------------------------|
| Points | 25 - 2X last at Georgia (2/16/20) |
| Rebounds | 9 at Lipscomb (12/7/17) |
| FG Made | 9 vs. Virginia (12/20/18) |
| FG Att. | 21 at Tennessee (1/20/20) |
| 3PT FG Made | 6 at Tulane (11/24/19) |
| 3PT FG Att. | 9 - 3X, last vs. Texas A&M (1/23/20) |
| FT Made | 11 at Ole Miss (2/11/18) |
| FT Att. | 14 at Ole Miss (1/22/17) |
| Assists | 9 at Texas A&M (2/27/20) |
| Steals | 6 at Georgia Southern (11/19/17) |
| Blocks | 2 at SMU (11/15/18) |
| Minutes | 43 - 2X, last at Georgia (2/16/20) |

SEC HIGHS

| | |
|-------------|--------------------------------------|
| Points | 25 at Georgia (2/16/20) |
| Rebounds | 8 vs. Florida (2/20/20) |
| FG Made | 8 at Georgia (2/16/20) |
| FG Att. | 21 at Tennessee (1/20/20) |
| 3PT FG Made | 5 vs. Texas A&M (1/18/18) |
| 3PT FG Att. | 9 - 2X, last vs. Texas A&M (1/23/20) |
| FT Made | 11 at Ole Miss (2/11/18) |
| FT Att. | 13 at Ole Miss (2/11/18) |
| Assists | 9 at Texas A&M (2/27/20) |
| Steals | 4 - 2X, last at Georgia (2/16/20) |
| Blocks | 1 - 3X, last vs. Arkansas (1/30/20) |
| Minutes | 43 - 2X, last at Georgia (2/16/20) |

2019-20 SEASON HIGHS

| | |
|-------------|--------------------------------------|
| Points | 25 at Georgia (2/16/20) |
| Rebounds | 8 - 5X, last vs. Florida (2/20/20) |
| FG Made | 8 at Georgia (2/16/20) |
| FG Att. | 21 at Tennessee (1/20/20) |
| 3PT FG Made | 6 at Tulane (11/24/19) |
| 3PT FG Att. | 9 - 2X, last vs. Texas A&M (1/23/20) |
| FT Made | 9 - 3X, last at Texas A&M (2/27/20) |
| FT Att. | 11 - 2X, last at Georgia (2/16/20) |
| Assists | 9 at Texas A&M (2/27/20) |
| Steals | 4 - 3X, last at Georgia (2/16/20) |
| Blocks | 1 - 2X, last vs. Arkansas (1/30/20) |
| Minutes | 43 at Georgia (2/16/20) |

CAREER HIGHLIGHTS

- No. 20 on UA's all-time scoring list with 1,155 career points
- No. 7 all-time in career assists at Alabama with 404
- Currently T-No. 8 all-time at Alabama in career assists per game with 3.8 per contest
- 2020 SEC Scholar-Athlete of the Year (First in program history)
- 2020 CoSIDA Academic All-District
- SEC Player of the Week (Feb. 25, 2020)
- 2020 SEC Community Service Team
- Participated in the USA Basketball 3x3 National Championship in Las Vegas in May 2019
- 2019 SEC Community Service Team
- 4x SEC Academic Honor Roll
- 2018 Florida Sunshine Classic All-Tournament Team
- 2017 SEC Newcomer of the Year (AP)
- 2017 HERO Sports National Newcomer of the Year
- 2017 SEC All-Freshman Team (Coaches)
- Five-time SEC Freshman of the Week (Nov. 15, 2016, Dec. 27, 2016, Jan. 10, 2017, Jan. 24, 2017 and Feb. 21, 2017)
- Earned the Sandra Hullett Award in 2017
- Black Scholars Award Recognition in 2017

REDSHIRT JUNIOR (2019-20)

- Played in eight games and redshirted the rest of the season after suffering a broken wrist on Dec. 21
- Started all 30 games
- Led the team with 13.1 points and 3.9 assists per game
- Second on the team in steals per game (1.2) and third in rebounds per contest (4.5)
- Scored in double figures in 21 of 30 games, including five 20-point games
- Ranked 15th in the SEC in scoring, eighth in assists, ninth in assist/turnover ratio (1.5), ninth in free throw percentage (72.4)
- Finished the season ranked sixth in the conference in free throw attempts (152) and makes (110)
- Ended the season third in the SEC in minutes played per game (33.6)
- 12th in the SEC in three-point makes with 44
- 16th in scoring in the SEC with 13.3 points in conference games
- Sixth in assists in the SEC with 4.5 assists per game in conference contests
- Totaled team highs in points (14), assists (6) and steals (2), to go along with seven rebounds in the season opener against Hampton (1/16)
- Added 11 points and three steals in the road win against South Alabama (11/21)
- Knocked down a career-high six three-pointers (6-of-7) and totaled 21 points and six rebounds in the Tide's road victory over Tulane (11/24)
- Poured in 23 points, seven rebounds, four assists and four steals in the win against Northern Iowa (11/29)
- Had her third 20-point game in the last four with 20 points in the loss to Iowa State (12/5)
- Put in a game-high 17 points (9-of-10 from the free throw line), 13 of which she scored in the fourth quarter in the victory against Bethune-Cookman (12/17)
- Notched a team-high 16 points on 5-of-6 shooting, including 3-of-3 from beyond the arc in the win over SE Louisiana (12/29)
- Dropped 21 points, seven rebounds and six assists in the loss to No. 4/5 South Carolina (1/5)
- Had 11 points and a season-high seven assists against No. 14 Kentucky (1/9)
- Put in 16 points, six rebounds and five assists in the win over Auburn (1/12)
- Scored her 1,000th career point after putting in 17 in the loss against No. 23/25 Tennessee (1/20)
- Totaled 17 points while dishing out seven assists against No. 15 Texas A&M (1/23) which moved her up to No. 8 all-time in career assists at Alabama
- Added 13 points and seven rebounds in the Tide's win over Auburn (2/9)
- Tied a career high with 25 points, while recording a team-high four assists and four steals in the loss against Georgia (2/16)
- Put an all-around performance together with 16 points, eight rebounds and six assists in the home win over Florida (2/20)
- Dropped 17 points, in the Tide's upset win over No. 9 Mississippi State (2/23)
- Had a career-high nine assists to go along with nine points and six rebounds in the victory at No. 12 Texas A&M (2/27)
- Dropped 10 points to go along with five rebounds and a team-high five assists in the win over Missouri (3/1)
- Added 15 points in the SEC Tournament loss to Georgia (3/5)

JUNIOR (2018-19)

- Played in eight games and redshirted the rest of the season after suffering a broken wrist on Dec. 21
- Had 11 points, three assists and three steals against Utah (11/13)
- Made her return against South Alabama (12/5) after missing five games due to a knee injury and totaled a team-high 18 points, seven rebounds, three assists and three steals
- Totaled 16 points to go along with 4 assists in the win against Tulane (12/8)
- Added 12 points (7-of-8 from the free throw line) along with six rebounds in the win over Northwestern State (12/16)
- Turned in a career-best performance against Virginia (12/20) posting a career-high 25 points including knocking down a career-high five three-pointers to go along with six rebounds and three assists which moved her to No. 9 all-time at Alabama in career assists
- Added 13 points and five assists in the loss against No. 24 Miami (Fla.) (12/21)
- 2019 Unsung Hero Award (Crimson Choice Awards)

SOPHOMORE (2017-18)

- Started all 31 games
- Averaged 9.7 points, 3.9 rebounds and 3.5 assists per game
- Averaged a team-high 11.9 points per game in conference play
- Only Tide player to average over 30 minutes per game with 33.2 per contest
- 13th in the SEC in minutes played
- Topped the team with 108 assists
- Finished 13th in the SEC with 3.5 assists a game
- Ended the year seventh in the SEC in assist/turnover ratio (1.5)
- Shot 42 percent (21-of-50) from beyond the arc in SEC play, good for seventh-best in the conference
- Led Alabama 18 times in assists, eight times in steals and scoring six times
- Recorded nine points and a career-high six steals in her first action of the season against Georgia Southern (11/19)
- Was one rebound shy of her first career double-double after putting up 10 points and a career-high nine rebounds versus Lipscomb (12/7)
- Tied a career high with eight assists in the victory over Florida A&M (12/28)
- Ended the night with 10 points, three rebounds and two steals in the first SEC game of the season versus Missouri (12/31)
- Totaled a team-high 18 points and five assists to give the Tide its second straight road SEC win against Arkansas (1/7)
- Had eight points, while tying her career high with eight assists, along with pulling down five rebounds at LSU (1/11)
- Only Tide player in double figures with 17 points, to go along with a team-high seven boards versus Texas A&M (1/18)
- Finished with 13 points, three rebounds and three assists in the win over Vanderbilt (1/21)
- Recorded a team-high 15 points, while dishing out four assists against Auburn (1/28)
- Tied a then-career high with 22 points, including going 9-of-12 from the free throw line and grabbing six boards versus Arkansas (2/4)
- Set a new career high with 23 points, including making a career-best 11 free throws (11-of-13), while also hauling in seven rebounds and three steals at Ole Miss (2/11)
- Recorded a team-high 19 points and seven rebounds en route to the Tide's first win ever at Tennessee (2/15)
- Scored in double digits for the third straight game after totaling 12 points and three rebounds in the victory over Auburn (2/18)
- Had 11 points, five assists and four rebounds in the opening round of the WNIT against Southern (3/14)
- Finished with 14 points, five rebounds and three assists against UCF (3/18)
- Recorded 11 points and three assists versus Georgia Tech (3/23)

FRESHMAN (2016-17)

- Member of the Phi Eta Sigma National Honor Society
- Played and started all 36 games
- Led the team and ranked fifth in the SEC in assists with an average of 4.3 per game
- Also chipped in 9.8 points, 3.9 rebounds and 1.4 steals per contest
- Ranked third in the conference and 65th nationally in overall assists with 154
- Her 154 assists ranked as the eighth most in a single season in program history
- Played the most minutes of any freshman in the SEC at 32.6 per game
- Scored in double digits 22 times
- Led Alabama in scoring four times, rebounding three times, assists 28 times, steals 10 times and once in blocks
- Started at point guard in her Crimson Tide debut against New Orleans (11/11) where she finished with 11 points, eight rebounds, four assists, and four steals
- Led the game in scoring with 21 points in addition to seven rebounds, two assists and two steals against Mississippi Valley State (11/14)
- Added 12 points, seven rebounds, five assists and one steal versus Lipscomb (11/17)
- Dished out six assists, in addition to 10 points, seven rebounds and a pair of steals against Georgetown (12/11)
- Had a solid all-around game with 14 points, eight rebounds, five assists and a steal versus Georgia State (12/15)
- Finished with 11 points, five rebounds and four assists in the win over McNeese State (12/19)
- Had six assists and three steals in 32 minutes, also scored 17 points, 12 of which came in the first quarter to spark the Tide offense against UTEP (12/20)
- Collected 11 points, four assists, three rebounds and three steals, in addition to going 7-of-8 from the free throw line in the win over Florida A&M (12/28)
- Scored a team-high 10 points in addition to four assists, one rebound and one steal against South Carolina (1/11)
- Chipped in 11 points, seven assists, two rebounds and a pair of steals versus Ole Miss (1/5)
- Had 10 points, two assists, two steals and one rebound against Mississippi State (1/19)
- Scored a season-high 22 points and added six rebounds, four assists and one steal versus Ole Miss (1/22)
- Recorded 15 points, 12 of which came from the three-point range, three rebounds, five assists and a pair of steals in the game against Vanderbilt (1/26)
- Led Alabama in scoring with 13 points against LSU (2/5)
- Had 11 points, four rebounds and one assist versus Florida (2/12)
- Collected eight points, seven rebounds, a career-high tying eight assists, two steals and her first career block in the win over Tennessee (2/16)
- Helped Alabama to its first win at Auburn (2/20) since 2011 with 12 points, seven rebounds, two assists and three steals

- Added 12 points, two rebounds, one assist and one steal versus Missouri (2/26)
- Recorded 13 points, six assists with no turnovers, three rebounds and one steal Vanderbilt against (3/1)
- Collected 10 points, five rebounds and a career-high tying eight assists versus Tennessee (3/2)
- Contributed 10 points, four rebounds and seven assists in the WNIT against Mercer (3/16)
- Scored the game-winning basket with 5.1 seconds remaining and finished with seven points, five rebounds, three assists and three steals versus Little Rock (3/19)

PREP HIGHLIGHTS

- 2016 Orlando Sentinel Girls Basketball Player of the Year
- 2016 Class 4A State Player of the Year
- 2016 Naismith Trophy All-America Team honorable mention
- 2016 McDonald's All American nominee
- USA TODAY High School All-State First Team for Florida
- 2016 Brighthouse Sports Network Girls Basketball Player of the Year
- 2016 Florida Association of Basketball Coaches Class 4A Player of the Year
- 2016 Lake Highland Prep Female Athlete of the Year
- 2016 Class 4A Florida Dairy Farmers Player of the Year
- 2016 Crescom Bank Invitational Most Outstanding Player
- Lake Highland Prep Girls' Basketball Most Valuable Player
- Ranked 75th overall in the 2016 class on the ESPNW 100
- 2015 and 2016 4A First Team All-State selection
- Orlando Sentinel All-Area First Team
- Orlando Sentinel First Team All-Central Florida
- Capped her Lake Highland Prep career with a triple-double of 21 points, 10 rebounds and 10 assists in the Class 4A championship
- Also guided the Highlanders, coached by Al Honor, to the state title in 2015 where she had 23 points, 16 rebounds, four steals and three assists
- Finished with 2,012 points for her high school career
- Made several all-tournament teams, including the 2015 Naples Invitational, where she scored 31 points in a single game, 2013 Queen of Palms Tournament and the 2011 Osceola Thanksgiving Tournament
- 2015 Think Pink Tournament Player of the Game
- Averaged 17.7 points, 5.1 assists, 4.8 rebounds and 3.2 steals per game as a senior
- Put up 17.8 points, 10.0 rebounds, 4.5 assists and 3.6 steals per game as a junior
- Member of the varsity squad starting in 2011
- Also played for coach Al Honor on the Central Florida Elite team
- During the summer of 2015, was the third leading scoring in the Girls Nike EYBL, averaging 17 points, while shooting 73 percent from the free throw line
- Member of the National Honor Society

PERSONAL INFORMATION

- Born on June 6, 1998
- Daughter of Sherene and Derek Lewis
- Has two brothers, Devon and Kellan
- Devon played lacrosse at Georgetown
- Played at the U19 World Cup Team Trials in Summer 2018
- Graduated in August 2019 with a degree in marketing
- Currently working on her MBA

LEWIS' GAME-BY-GAME STATS

2016-17

| Opponent | Date | Min | FG-FGA | 3FG-FGA | FT-FTA | Off-Def-Tot | PF | A | TO | Blk | Stl | Pts |
|--------------------------|--------|--------------|----------------|---------------|----------------|-------------------|-----------|------------|------------|----------|-----------|------------|
| New Orleans | 11/11* | 32 | 5-11 | 1-3 | 0-2 | 1-7-8 | 3 | 4 | 4 | 0 | 4 | 11 |
| Mississippi Valley State | 11/14* | 28 | 8-12 | 2-3 | 3-7 | 3-4-7 | 2 | 2 | 2 | 0 | 2 | 21 |
| Lipscomb | 11/17* | 28 | 5-8 | 0-1 | 2-3 | 3-4-7 | 0 | 5 | 0 | 0 | 1 | 12 |
| Georgia Southern | 11/22* | 34 | 2-7 | 2-4 | 2-6 | 1-3-4 | 1 | 4 | 1 | 0 | 1 | 8 |
| Alabama A&M | 11/27* | 18 | 1-2 | 1-2 | 1-2 | 0-1-1 | 0 | 3 | 1 | 0 | 3 | 4 |
| Alcorn State | 12/1* | 20 | 3-5 | 0-2 | 3-4 | 2-3-5 | 2 | 4 | 3 | 0 | 1 | 9 |
| Kansas | 12/4* | 40 | 1-10 | 1-5 | 1-2 | 1-4-5 | 2 | 2 | 3 | 0 | 1 | 4 |
| at Georgetown | 12/11* | 34 | 3-11 | 0-2 | 4-6 | 4-3-7 | 5 | 6 | 3 | 0 | 2 | 10 |
| Georgia State | 12/15* | 31 | 4-11 | 1-2 | 5-7 | 2-6-8 | 2 | 5 | 6 | 0 | 1 | 14 |
| Georgia Tech | 12/17* | 36 | 2-10 | 1-5 | 2-2 | 0-2-2 | 1 | 8 | 4 | 0 | 2 | 7 |
| vs. McNeese State | 12/19* | 29 | 3-6 | 2-3 | 3-4 | 0-5-5 | 2 | 4 | 4 | 0 | 0 | 11 |
| vs. UTEP | 12/20* | 32 | 6-12 | 3-5 | 2-4 | 1-1-2 | 2 | 6 | 3 | 0 | 2 | 17 |
| Florida A&M | 12/28* | 27 | 2-9 | 0-4 | 7-8 | 1-2-3 | 1 | 4 | 3 | 0 | 3 | 11 |
| at South Carolina | 1/1* | 36 | 3-10 | 1-3 | 3-4 | 1-0-1 | 0 | 4 | 5 | 0 | 1 | 10 |
| Ole Miss | 1/5* | 36 | 2-5 | 1-4 | 6-10 | 0-2-2 | 5 | 7 | 5 | 0 | 2 | 11 |
| at Missouri | 1/8* | 36 | 2-9 | 0-5 | 1-1 | 0-2-2 | 1 | 7 | 2 | 0 | 0 | 5 |
| Kentucky | 1/12* | 28 | 0-6 | 0-1 | 0-0 | 1-2-3 | 2 | 3 | 4 | 0 | 1 | 0 |
| Arkansas | 1/15* | 24 | 0-5 | 0-4 | 1-4 | 0-3-3 | 0 | 0 | 1 | 0 | 4 | 1 |
| Mississippi State | 1/19* | 26 | 4-6 | 0-1 | 2-2 | 0-1-1 | 2 | 2 | 4 | 0 | 2 | 10 |
| at Ole Miss | 1/22* | 36 | 6-11 | 0-1 | 10-14 | 1-5-6 | 2 | 4 | 5 | 0 | 1 | 22 |
| at Vanderbilt | 1/26* | 36 | 5-15 | 4-7 | 1-2 | 1-2-3 | 4 | 5 | 4 | 0 | 2 | 15 |
| Auburn | 1/29* | 37 | 0-3 | 0-2 | 0-0 | 0-2-2 | 1 | 2 | 6 | 0 | 0 | 0 |
| at LSU | 2/5* | 35 | 5-15 | 2-6 | 1-1 | 1-2-3 | 5 | 2 | 6 | 0 | 1 | 13 |
| at Texas A&M | 2/9* | 30 | 3-7 | 2-4 | 0-0 | 0-1-1 | 0 | 3 | 2 | 0 | 0 | 8 |
| Florida | 2/12* | 38 | 3-14 | 2-7 | 3-4 | 0-4-4 | 3 | 1 | 5 | 0 | 0 | 11 |
| Tennessee | 2/16* | 36 | 2-13 | 0-4 | 4-6 | 3-4-7 | 1 | 8 | 2 | 1 | 2 | 8 |
| at Auburn | 2/20* | 42 | 3-13 | 1-6 | 5-6 | 3-4-7 | 4 | 2 | 4 | 0 | 3 | 12 |
| at Georgia | 2/23* | 43 | 2-10 | 1-6 | 4-7 | 2-1-3 | 2 | 3 | 1 | 0 | 1 | 9 |
| Missouri | 2/26* | 32 | 4-13 | 1-8 | 3-3 | 0-2-2 | 3 | 1 | 2 | 0 | 1 | 12 |
| vs. Vanderbilt | 3/1* | 28 | 3-7 | 3-5 | 4-4 | 0-3-3 | 3 | 6 | 0 | 0 | 1 | 13 |
| vs. Tennessee | 3/2* | 37 | 1-8 | 1-2 | 7-8 | 1-4-5 | 0 | 8 | 5 | 0 | 0 | 10 |
| vs. Kentucky | 3/3* | 31 | 0-2 | 0-2 | 0-0 | 0-2-2 | 2 | 7 | 3 | 0 | 0 | 0 |
| Mercer | 3/16* | 33 | 3-8 | 1-3 | 3-4 | 0-4-4 | 0 | 7 | 3 | 0 | 0 | 10 |
| Little Rock | 3/19* | 34 | 3-13 | 0-2 | 1-3 | 3-2-5 | 3 | 3 | 4 | 0 | 3 | 7 |
| Tulane | 3/23* | 33 | 3-7 | 1-3 | 6-8 | 1-5-6 | 4 | 6 | 4 | 0 | 1 | 13 |
| at Georgia Tech | 3/26* | 39 | 4-10 | 2-4 | 2-5 | 0-2-2 | 3 | 6 | 3 | 0 | 3 | 12 |
| TOTALS | | 1,175 | 106-324 | 37-131 | 102-153 | 37-104-141 | 73 | 154 | 117 | 1 | 52 | 351 |

2017-18

| Opponent | Date | Min | FG-FGA | 3FG-FGA | FT-FTA | Off-Def-Tot | PF | A | TO | Blk | Stl | Pts |
|----------------------|--------|--------------|---------------|--------------|---------------|-------------------|-----------|------------|-----------|----------|-----------|------------|
| at Georgia Southern | 11/29* | 20 | 4-9 | 1-2 | 0-0 | 0-0-0 | 0 | 1 | 1 | 0 | 6 | 9 |
| vs. NC State | 11/23* | 29 | 0-8 | 0-2 | 1-2 | 1-3-4 | 3 | 2 | 3 | 1 | 5 | 1 |
| vs. Elon | 11/24* | 35 | 2-8 | 1-1 | 0-0 | 1-3-4 | 4 | 2 | 6 | 0 | 1 | 5 |
| at TCU | 12/1* | 28 | 2-7 | 0-2 | 0-0 | 0-2-2 | 3 | 3 | 1 | 0 | 1 | 4 |
| at Lipscomb | 12/7* | 32 | 3-10 | 1-4 | 3-4 | 2-7-9 | 0 | 5 | 4 | 0 | 0 | 10 |
| Grambling State | 12/10* | 26 | 3-5 | 0-1 | 3-4 | 1-3-4 | 0 | 8 | 2 | 0 | 0 | 9 |
| SMU | 12/17* | 32 | 2-10 | 0-5 | 2-4 | 1-5-6 | 1 | 3 | 1 | 0 | 0 | 6 |
| Missouri State | 12/19* | 36 | 3-8 | 0-2 | 0-2 | 0-7-7 | 0 | 6 | 2 | 0 | 0 | 6 |
| Murray State | 12/20* | 27 | 3-8 | 2-5 | 1-2 | 0-2-2 | 1 | 2 | 0 | 0 | 3 | 9 |
| Florida A&M | 12/28* | 26 | 2-7 | 1-3 | 0-0 | 0-1-1 | 2 | 8 | 1 | 0 | 0 | 5 |
| Missouri | 12/31* | 34 | 3-7 | 1-3 | 3-4 | 0-3-3 | 1 | 0 | 0 | 0 | 2 | 10 |
| at Florida | 1/4* | 32 | 2-6 | 0-1 | 0-0 | 1-5-6 | 1 | 1 | 3 | 0 | 0 | 4 |
| at Arkansas | 1/7* | 30 | 5-9 | 2-4 | 6-9 | 0-1-1 | 2 | 5 | 2 | 0 | 0 | 18 |
| LSU | 1/11* | 37 | 3-12 | 0-3 | 2-3 | 1-4-5 | 1 | 8 | 1 | 0 | 1 | 8 |
| at Mississippi State | 1/14* | 32 | 1-8 | 0-1 | 1-2 | 0-3-3 | 2 | 4 | 5 | 0 | 1 | 3 |
| Texas A&M | 1/18* | 30 | 5-12 | 5-8 | 2-2 | 2-5-7 | 1 | 2 | 1 | 0 | 1 | 17 |
| Vanderbilt | 1/21* | 37 | 4-11 | 0-1 | 5-8 | 1-2-3 | 2 | 3 | 0 | 0 | 0 | 13 |
| at Kentucky | 1/25* | 29 | 2-5 | 2-3 | 1-2 | 0-2-2 | 2 | 2 | 2 | 0 | 0 | 7 |
| at Auburn | 1/28* | 37 | 4-9 | 2-5 | 5-6 | 1-2-3 | 2 | 4 | 4 | 0 | 1 | 15 |
| Arkansas | 2/4* | 34 | 6-12 | 1-2 | 9-12 | 2-4-6 | 1 | 3 | 3 | 0 | 1 | 22 |
| South Carolina | 2/8* | 36 | 1-9 | 0-0 | 6-8 | 0-2-2 | 4 | 4 | 2 | 0 | 2 | 8 |
| at Ole Miss | 2/11* | 39 | 5-14 | 2-4 | 11-13 | 1-6-7 | 3 | 1 | 0 | 0 | 3 | 23 |
| at Tennessee | 2/15* | 36 | 5-15 | 3-4 | 6-8 | 1-6-7 | 3 | 2 | 0 | 0 | 1 | 19 |
| Auburn | 2/18* | 38 | 3-9 | 2-5 | 4-4 | 0-3-3 | 0 | 2 | 6 | 0 | 0 | 12 |
| Georgia | 2/22* | 40 | 1-11 | 1-6 | 3-4 | 0-2-2 | 1 | 2 | 4 | 0 | 0 | 6 |
| at LSU | 2/25* | 39 | 1-5 | 0-0 | 4-6 | 0-2-2 | 4 | 4 | 2 | 0 | 0 | 6 |
| vs. Kentucky | 3/1* | 38 | 1-5 | 0-2 | 2-4 | 1-5-6 | 1 | 3 | 3 | 0 | 1 | 4 |
| Southern | 3/14* | 36 | 2-7 | 1-4 | 6-6 | 0-4-4 | 2 | 5 | 5 | 0 | 1 | 11 |
| UCF | 3/18* | 37 | 4-10 | 1-2 | 5-6 | 1-4-5 | 2 | 5 | 1 | 0 | 2 | 14 |
| Georgia Tech | 3/22* | 33 | 2-7 | 0-1 | 7-8 | 0-1-1 | 2 | 3 | 4 | 0 | 1 | 11 |
| at Virginia Tech | 3/25* | 34 | 3-11 | 0-2 | 1-2 | 0-3-3 | 2 | 5 | 2 | 0 | 1 | 7 |
| TOTALS | | 1,029 | 87-274 | 29-88 | 99-135 | 18-102-120 | 53 | 108 | 71 | 1 | 35 | 302 |

2018-19

| Opponent | Date | Min | FG-FGA | 3FG-FGA | FT-FTA | Off-Def-Tot | PF | A | TO | Blk | Stl | Pts |
|------------------------|--------|------------|--------------|--------------|--------------|----------------|-----------|-----------|-----------|----------|-----------|------------|
| Southeastern Louisiana | 11/29* | 25 | 2-5 | 0-2 | 6-6 | 0-3-3 | 2 | 3 | 4 | 0 | 1 | 10 |
| at Utah | 11/23* | 29 | 3-9 | 0-2 | 5-9 | 0-3-3 | 4 | 3 | 2 | 0 | 3 | 11 |
| at SMU | 11/24* | 21 | 1-4 | 0-3 | 1-1 | 0-3-3 | 3 | 2 | 2 | 0 | 0 | 3 |
| South Alabama | 12/1* | 31 | 6-12 | 2-4 | 4-7 | 2-5-7 | 3 | 3 | 3 | 0 | 3 | 18 |
| Tulane | 12/8* | 36 | 4-11 | 1-4 | 7-7 | 1-1-2 | 1 | 4 | 1 | 0 | 0 | 16 |
| Northwestern State | 12/16* | 32 | 2-7 | 1-5 | 7-8 | 2-4-6 | 3 | 2 | 4 | 0 | 1 | 12 |
| vs. Virginia | 12/20* | 34 | 9-17 | 5-9 | 2-4 | 0-6-6 | 1 | 3 | 1 | 0 | 1 | 25 |
| vs. Miami (FL) | 12/21* | 34 | 5-11 | 1-4 | 2-5 | 0-2-2 | 2 | 5 | 3 | 0 | 1 | 13 |
| TOTALS | | 242 | 32-76 | 10-33 | 34-47 | 5-27-32 | 19 | 25 | 20 | 0 | 10 | 108 |

2019-20

| Opponent | Date | Min | FG-FGA | 3FG-FGA | FT-FTA | Off-Def-Tot | PF | A | TO | Blk | Stl | Pts |
|-------------------|--------|-----|--------|---------|--------|-------------|----|---|----|-----|-----|-----|
| Hampton | 11/6* | 32 | 3-8 | 1-4 | 7-10 | 4-3-7 | 4 | 6 | 3 | 0 | 2 | 14 |
| at Clemson | 11/12* | 36 | 0-10 | 0-4 | 2-2 | 3-3-6 | 1 | 6 | 1 | 0 | 2 | 2 |
| Mercer | 11/17* | 19 | 2-5 | 0-3 | 3-4 | 0-2-2 | 2 | 1 | 2 | 0 | 1 | 7 |
| at South Alabama | 11/21* | 30 | 3-7 | 0-3 | 5-8 | 1-0-1 | 2 | 1 | 0 | 0 | 3 | 11 |
| at Tulane | 11/24* | 38 | 6-10 | 6-7 | 3-4 | 2-4-6 | 0 | 3 | 1 | 0 | 0 | 21 |
| vs. Northern Iowa | 11/29* | 39 | 6-10 | 3-3 | 8-10 | 3-4-7 | 2 | 4 | 3 | 0 | 0 | 23 |
| vs. Southern Cal | 11/30* | 35 | 3-11 | 1-5 | 0-2 | 0-4-4 | 1 | 1 | 3 | 0 | 0 | 7 |
| Iowa State | 12/5* | 31 | 7-14 | 2-5 | 4-4 | 2-1-3 | 3 | 2 | 2 | 0 | 0 | 20 |
| Colgate | 12/8* | 26 | 3-5 | 2-3 | 0-0 | 0-4-4 | 2 | 2 | 6 | 0 | 0 | 8 |
| North Carolina | 12/15* | 39 | 2-11 | 1-7 | 4-6 | 3-4-7 | 2 | 4 | 3 | 0 | 1 | 9 |



40

6-3 • Junior

Forward

JASMINE WALKER

Montgomery, Ala. (Jefferson Davis/Florida State)

CAREER HIGHS (AT ALABAMA)

| | |
|-------------|--------------------------------------|
| Points | 24 vs. Grambling State (11/23/18) |
| Rebounds | 15 vs. Kentucky (2/11/19) |
| FG Made | 10 vs. Grambling State (11/23/18) |
| FG Att. | 20 vs. Tulane (12/8/18) |
| 3PT FG Made | 5 vs. Florida (1/3/19) |
| 3PT FG Att. | 9 at Arkansas (1/24/19) |
| FT Made | 5 at South Carolina (1/6/19) |
| FT Att. | 6 - 2X, at South Carolina (1/6/19) |
| Assists | 7 vs. Auburn (3/9/19) |
| Steals | 5 vs. Georgia (2/24/19) |
| Blocks | 1 - 5X, last vs. Vanderbilt (3/6/19) |
| Minutes | 42 vs. Georgia (2/24/19) |

SEC HIGHS (AT ALABAMA)

| | |
|-------------|---|
| Points | 23 vs. Florida (1/3/19) |
| Rebounds | 15 vs. Kentucky (2/11/19) |
| FG Made | 7 - 2X, last at Arkansas (1/24/19) |
| FG Att. | 16 - 2X, last at Arkansas (1/24/19) |
| 3PT FG Made | 5 vs. Florida (1/3/19) |
| 3PT FG Att. | 9 at Arkansas (1/24/19) |
| FT Made | 5 at South Carolina (1/6/19) |
| FT Att. | 6 at South Carolina (1/6/19) |
| Assists | 3 - 3X, last vs. Ole Miss (2/28/19) |
| Steals | 5 vs. Georgia (2/24/19) |
| Blocks | 1 - 3X, last vs. Mississippi State (2/3/19) |
| Minutes | 42 vs. Georgia (2/24/19) |

2018-19 SEASON HIGHS

| | |
|-------------|--------------------------------------|
| Points | 24 vs. Grambling State (11/23/18) |
| Rebounds | 15 vs. Kentucky (2/11/19) |
| FG Made | 10 vs. Grambling State (11/23/18) |
| FG Att. | 20 vs. Tulane (12/8/18) |
| 3PT FG Made | 5 vs. Florida (1/3/19) |
| 3PT FG Att. | 9 at Arkansas (1/24/19) |
| FT Made | 5 at South Carolina (1/6/19) |
| FT Att. | 6 - 2X, at South Carolina (1/6/19) |
| Assists | 7 vs. Auburn (3/9/19) |
| Steals | 5 vs. Georgia (2/24/19) |
| Blocks | 1 - 5X, last vs. Vanderbilt (3/6/19) |
| Minutes | 42 vs. Georgia (2/24/19) |

CAREER HIGHLIGHTS

- 2020 All-SEC Second Team
- Seventh highest career 3-point percentage in Alabama history (35.3%)
- 2019 SEC Academic Honor Roll
- 2018 SEC First-Year Academic Honor Roll
- 10 career double doubles

JUNIOR (2019-20)

- 10th highest single season three-point percentage at UA (37.9)
- Notched four double-doubles
- Second on the team with 11.9 points and first in rebounds with 7.1 per game
- First on the team in three-point makes with 64
- Fourth in the SEC in three-point percentage with 37.9 (64-of-169)
- Finished ninth in rebounding in the SEC, 27th in scoring, fifth in three-point makes
- Tops on the team in SEC play with 13.6 points and 7.6 rebounds
- 13th in the conference in points per game in SEC contests
- Seventh in the SEC in rebounding in conference games
- Finished 15th in the SEC in minutes played (31.2)
- Totaled 11 of her 13 points in the second half against Clemson (11/12)
- Chipped in 12 points on 4-of-5 shooting from beyond the arc in the victory over Mercer (11/17)
- One point shy of earning a double-double with nine points and 11 rebounds against USA (11/21)
- Added 13 points in the road win over Tulane (11/24)
- Totaled 17 points after shooting 7-of-14 from the floor, while adding nine rebounds in the win over UNI (11/29)
- Earned her first double-double of the season with 16 points and 11 rebounds against Colgate (12/8)
- Led the team with 14 points and nine rebounds in the victory against Radford (12/20)
- Tallied her second double-double of the season with 16 points and 11 boards in the loss at LSU (1/2)
- Had 13 points in the loss vs. No. 4/5 South Carolina (1/5)
- Tied for a team-high with 15 points to go along with a game-high eight rebounds versus No. 14 Kentucky (1/9)
- Poured in a season-high 23 points to go along with 10 rebounds for her third double-double of the season in the road victory against Auburn (1/12)
- Put in 14 points and 10 rebounds for her 10th career double-double and her fourth of the season in the loss at No. 23/25 Tennessee (1/20)
- Tallied a team-high 18 points while knocking down 4-of-9 attempts from beyond the arc in the loss to No. 15 Texas A&M (1/23)
- Had a game-high 17 points to go along with seven rebounds on the road against No. 15 Kentucky (2/6)
- Came up one rebound shy of another double-double with 10 points and 9 boards in the overtime loss at Georgia (2/16)
- Added 13 points and nine rebounds in the home win over Florida (2/20)
- Scored all 20 of her point in the second half in the upset victory over No. 9 Mississippi State (2/23)
- Scorched No. 12 Texas A&M (2/27) after tying her career high with 24 points to go along with a career-best six three-pointers made and nine rebounds in the win
- Grabbed a team-high 12 rebounds and scored five points in the win over Missouri (3/1)
- Added 11 points and six rebounds in the SEC Tournament loss to Georgia (3/5)

SOPHOMORE (2018-19)

- Started 29 games and played all 31 contests
- Led the team in rebounds per game (7.5), three-pointers made (49) and double-doubles (6)
- Reached double-figures in points 19 times

- and scored 20 or more points four times
- Third on the team in points per game (12.4)
- 24th in the SEC in points per game (12.4)
- 11th in the SEC in rebounds per game (7.5)
- 12th in the SEC in minutes per game (33.1)
- T-10th in the SEC in rebounds per game in conference play (7.4)
- Tied for sixth in the SEC in minutes played per game in conference play (35.6)
- Picked up her first career double-double with 12 points and 13 rebounds in the season opener against SE Louisiana (11/7)
- Poured in a team-high 18 points to go along with eight rebounds and tied a career-high with three makes from beyond the arc against Utah (11/13)
- Posted her second double-double of the year after totaling 10 points and 10 rebounds in the overtime victory against SMU (11/15)
- Had another double-digit performance after scoring 15 points, including knocking down three shots from beyond the arc against Clemson (11/19)
- Was just one rebound shy of a double-double after putting up a career-high 24 points (10-of-15 shooting) and grabbing nine rebounds in the victory against Grambling State (11/23)
- Led Alabama in scoring after pouring in 20 points to go along with five rebounds in the win over Tulane (12/8)
- Picked up her third double-double of the season after totaling 18 points and 12 rebounds in the win against Virginia (12/20)
- Added 14 points and five rebounds against then-No. 24 Miami (12/21)
- Poured in a game-high 23 points to go along with six rebounds in the win over Florida (1/3)
- Totaled 17 points and six rebounds in the defeat at then-No. 23 South Carolina (1/6)
- Had a team-high 18 points to go along with five rebounds, three assists and three steals against Auburn (1/10)
- Put up 14 points (3-of-5 from beyond the arc) and nine rebounds in the win over then-No. 20 Tennessee (1/17)
- Notched her fourth career double-double, leading UA with 18 points (4-of-9 from 3-point line) and 12 rebounds in the loss at Arkansas (1/24)
- Registered her fifth career double-double, scoring 12 points and grabbing a career-high 15 rebounds in the loss to No. 19 Kentucky (2/11)
- Scored 16 points and led the team with nine rebounds in the win at Vanderbilt (2/21)
- Racked up her sixth double-double of the season, scoring 13 points and grabbing 13 rebounds in the win over Ole Miss (2/28)
- Poured in 22 points on 8-of-10 shooting and 3-of-3 from beyond the arc to go with seven rebounds in the SEC Tournament against Vanderbilt (3/6)

REDSHIRT FRESHMAN (2017-18)

- Played in 24 games and made one start after becoming eligible on Dec. 17
- Averaged 5.7 points and 4.2 rebounds per game in her first year with the Tide
- Led the team in free throw percentage with 85.2 percent shooting (23-of-27) from the line
- Led Alabama in rebounding five times and steals twice
- Recorded eight points, three steals, and two rebounds against Missouri State (12/19)
- Finished with 10 points and seven rebounds versus Murray State (12/20)
- Added a then-career-high 19 points, to go along with eight rebounds and two assists off the bench against Florida A&M (12/28)
- Chipped in seven points and eight boards versus Arkansas (1/7)
- Recorded 10 points, four rebounds and three steals versus Mississippi State (1/14)
- Finished with 12 points and five rebounds off the bench versus South Carolina (2/8)
- Contributed six points and eight rebounds against LSU (2/25)
- Was one of four Crimson Tide players in double figures with 15 points, six rebounds and two assists in the second round of the WNIT

against UCF (3/18)

- Finished the season strong with 16 points and eight rebounds against Virginia Tech (3/25)

AT FLORIDA STATE (2016)

- Played in five games for the Seminoles
- Scored a season-high 14 points in the fifth game of the season against Winthrop

PREP HIGHLIGHTS

- Rated the No. 23 overall prospect and No. 5 post by ESPNW in the 2016 signing class
- 2016 Alabama Miss Basketball
- 2016 Gatorade Player of the Year for Alabama
- 2016 Class 7A Player of the Year
- Named to the Naismith High School All-America Watch List
- McDonald's All American Game nominee
- Made history by becoming the first student from a Montgomery public school to be named Alabama Miss Basketball
- Two-time state tournament MVP
- Three-time all-state selection
- Two-time Montgomery Advertiser All-Metro Player of the Year
- Finished high school with 1900 points and 908 rebounds
- Guided Jefferson Davis to a 102-26 record throughout her career, where she was a four-year starter for coach LaKenya Knight
- Led the Lady Vols to back-to-back Class 7A titles in 2015 and 2016
- During her senior season, averaged 19.6 points, 7.9 rebounds and 2.6 assists per game while collecting 13 double-doubles
- In the 2016 title game against McGill-Toolen, recorded 18 points and six rebounds
- In the 2015 in the state championship, she poured in 23 points
- Averaged 15.9 points and 8.1 rebounds as a junior
- Carried a 3.35 GPA her senior year
- Volunteered with Special Olympics and as a youth basketball coach
- Played AAU basketball with the Southern Stars under former head coach Al Hooks

PERSONAL INFORMATION

- Born on Feb. 3, 1998
- Daughter of Charlotte Savage
- Has one brother, Prince Savage
- Completed her undergraduate studies in human performance exercise science
- Currently pursuing a master's in sport hospitality

WALKER'S GAME-BY-GAME STATS

2017-18

| Opponent | Date | Min | FG-FGA | 3FG-FGA | FT-FTA | Off-Def-Tot | PF | A | TO | Blk | Stl | Pts |
|----------------------|-------|------------|---------------|--------------|--------------|------------------|-----------|-----------|-----------|----------|-----------|------------|
| SMU | 12/17 | 23 | 0-8 | 0-5 | 0-0 | 1-3-4 | 0 | 3 | 1 | 0 | 0 | 0 |
| Missouri State | 12/19 | 17 | 3-10 | 0-4 | 2-2 | 1-1-2 | 2 | 1 | 1 | 0 | 3 | 8 |
| Murray State | 12/20 | 23 | 4-10 | 1-2 | 1-2 | 2-5-7 | 1 | 1 | 4 | 0 | 1 | 10 |
| Florida A&M | 12/28 | 25 | 7-12 | 3-6 | 2-2 | 1-7-8 | 0 | 2 | 3 | 0 | 0 | 19 |
| Missouri | 12/31 | 20 | 2-6 | 0-2 | 4-4 | 0-1-1 | 0 | 1 | 2 | 0 | 0 | 8 |
| at Florida | 1/4 | 18 | 3-10 | 1-4 | 0-0 | 3-1-4 | 1 | 0 | 1 | 0 | 3 | 7 |
| at Arkansas | 1/7 | 21 | 3-7 | 1-3 | 0-0 | 2-6-8 | 2 | 0 | 1 | 0 | 0 | 7 |
| LSU | 1/11 | 12 | 1-3 | 0-0 | 0-0 | 1-1-2 | 1 | 1 | 0 | 0 | 0 | 2 |
| at Mississippi State | 1/14 | 19 | 4-6 | 2-2 | 0-0 | 0-4-4 | 0 | 0 | 1 | 0 | 3 | 10 |
| Texas A&M | 1/18* | 6 | 0-4 | 0-1 | 0-0 | 0-0-0 | 0 | 0 | 0 | 0 | 1 | 0 |
| at Kentucky | 1/25 | 8 | 1-2 | 0-1 | 0-0 | 0-0-0 | 0 | 0 | 1 | 0 | 0 | 2 |
| at Auburn | 1/28 | 11 | 0-3 | 0-2 | 0-0 | 1-2-3 | 0 | 0 | 2 | 0 | 0 | 0 |
| Arkansas | 2/4 | 24 | 1-3 | 0-1 | 0-0 | 3-6-9 | 1 | 0 | 1 | 0 | 1 | 2 |
| South Carolina | 2/8 | 26 | 4-7 | 2-4 | 2-4 | 1-4-5 | 4 | 2 | 1 | 1 | 1 | 12 |
| at Ole Miss | 2/11 | 6 | 0-0 | 0-0 | 0-0 | 0-0-0 | 0 | 0 | 2 | 0 | 0 | 0 |
| at Tennessee | 2/15 | 9 | 1-2 | 1-2 | 0-0 | 1-2-3 | 0 | 1 | 2 | 0 | 0 | 3 |
| Auburn | 2/18 | 6 | 0-2 | 0-2 | 0-0 | 1-0-1 | 0 | 0 | 0 | 0 | 0 | 0 |
| Georgia | 2/22 | 8 | 0-3 | 0-3 | 2-2 | 0-2-2 | 0 | 0 | 0 | 0 | 1 | 2 |
| at LSU | 2/25 | 13 | 2-3 | 1-1 | 1-2 | 4-4-8 | 3 | 0 | 4 | 0 | 0 | 6 |
| vs. Kentucky | 3/1 | 2 | 0-1 | 0-0 | 0-0 | 0-0-0 | 0 | 0 | 1 | 0 | 0 | 0 |
| Southern | 3/14 | 17 | 2-6 | 0-2 | 0-0 | 2-6-8 | 0 | 0 | 1 | 0 | 0 | 4 |
| UCF | 3/18 | 25 | 5-9 | 1-2 | 4-4 | 3-3-6 | 2 | 2 | 1 | 0 | 0 | 15 |
| Georgia Tech | 3/22 | 18 | 0-3 | 0-0 | 4-4 | 2-6-8 | 1 | 0 | 3 | 0 | 0 | 4 |
| at Virginia Tech | 3/25 | 27 | 7-12 | 1-4 | 1-1 | 4-4-8 | 0 | 0 | 2 | 0 | 1 | 16 |
| TOTALS | | 384 | 50-132 | 14-53 | 23-27 | 33-68-101 | 18 | 14 | 35 | 1 | 15 | 137 |

2018-19

| Opponent | Date | Min | FG-FGA | 3FG-FGA | FT-FTA | Off-Def-Tot | PF | A | TO | Blk | Stl | Pts |
|------------------------|--------|-------------|----------------|---------------|--------------|-------------------|-----------|-----------|-----------|----------|-----------|------------|
| Southeastern Louisiana | 11/7* | 27 | 4-7 | 1-1 | 3-5 | 1-12-13 | 1 | 0 | 1 | 0 | 3 | 12 |
| at Utah | 11/13* | 37 | 7-13 | 3-6 | 1-2 | 3-5-8 | 1 | 0 | 2 | 1 | 0 | 18 |
| at SMU | 11/15* | 34 | 3-9 | 0-2 | 4-6 | 5-5-10 | 3 | 1 | 3 | 0 | 2 | 10 |
| Clemson | 11/19* | 30 | 5-10 | 3-6 | 2-2 | 1-2-3 | 0 | 0 | 1 | 0 | 0 | 15 |
| Grambling | 11/23* | 31 | 10-15 | 1-3 | 3-4 | 3-6-9 | 0 | 3 | 3 | 0 | 0 | 24 |
| Stetson | 11/27* | 32 | 4-12 | 1-4 | 0-1 | 1-4-5 | 2 | 0 | 4 | 0 | 1 | 9 |
| vs. Tulsa | 12/1* | 24 | 3-4 | 1-1 | 2-4 | 2-4-6 | 1 | 1 | 4 | 0 | 0 | 9 |
| vs. Louisiana Tech | 12/2 | 25 | 2-10 | 0-4 | 1-2 | 1-9-10 | 3 | 1 | 1 | 0 | 1 | 5 |
| South Alabama | 12/5* | 27 | 4-10 | 2-6 | 1-2 | 1-4-5 | 4 | 1 | 4 | 0 | 3 | 11 |
| Tulane | 12/8* | 30 | 8-20 | 0-4 | 4-4 | 3-2-5 | 1 | 0 | 3 | 0 | 0 | 20 |
| Northwestern State | 12/16* | 24 | 3-10 | 0-2 | 1-2 | 1-9-10 | 4 | 1 | 3 | 0 | 1 | 7 |
| vs. Virginia | 12/20* | 34 | 7-14 | 3-5 | 1-1 | 4-8-12 | 1 | 0 | 2 | 0 | 1 | 18 |
| vs. Miami (FL) | 12/21* | 34 | 5-11 | 2-8 | 2-3 | 3-2-5 | 2 | 2 | 3 | 0 | 1 | 14 |
| Florida | 1/3* | 35 | 7-12 | 5-6 | 4-4 | 1-5-6 | 1 | 1 | 2 | 0 | 1 | 23 |
| at #23 South Carolina | 1/6* | 37 | 5-15 | 2-6 | 5-6 | 2-4-6 | 3 | 1 | 0 | 2 | 1 | 17 |
| Auburn | 1/10* | 35 | 6-16 | 4-8 | 2-3 | 3-2-5 | 1 | 3 | 4 | 1 | 3 | 18 |
| at Texas A&M | 1/13* | 27 | 3-11 | 0-4 | 0-0 | 1-2-3 | 3 | 0 | 1 | 0 | 0 | 6 |
| Tennessee | 1/17* | 38 | 5-11 | 3-5 | 1-2 | 2-7-9 | 1 | 0 | 4 | 0 | 0 | 14 |
| LSU | 1/20* | 39 | 5-8 | 1-3 | 2-4 | 4-1-5 | 3 | 0 | 6 | 0 | 1 | 13 |
| at Arkansas | 1/24* | 37 | 7-16 | 4-9 | 0-0 | 1-11-12 | 0 | 0 | 4 | 0 | 0 | 18 |
| at Georgia | 1/27* | 37 | 4-11 | 1-4 | 0-0 | 2-3-5 | 2 | 0 | 4 | 0 | 0 | 9 |
| Mississippi State | 2/3* | 35 | 2-9 | 2-4 | 0-0 | 4-4-8 | 0 | 0 | 0 | 1 | 0 | 6 |
| at Florida | 2/7* | 36 | 3-9 | 2-6 | 0-0 | 1-7-8 | 2 | 2 | 2 | 0 | 2 | 8 |
| Kentucky | 2/11* | 36 | 5-13 | 1-3 | 1-2 | 6-9-15 | 0 | 1 | 0 | 0 | 0 | 12 |
| at Auburn | 2/17* | 37 | 3-11 | 2-7 | 1-2 | 1-3-4 | 2 | 0 | 0 | 0 | 2 | 9 |
| at Vanderbilt | 2/21* | 35 | 6-14 | 1-4 | 3-4 | 4-5-9 | 4 | 3 | 0 | 0 | 0 | 16 |
| Georgia | 2/24* | 42 | 1-8 | 0-4 | 0-1 | 1-7-8 | 1 | 0 | 5 | 0 | 5 | 2 |
| Ole Miss | 2/28* | 35 | 5-15 | 0-3 | 3-3 | 5-8-13 | 1 | 3 | 4 | 0 | 1 | 13 |
| at Mizzou | 3/3* | 28 | 2-6 | 0-3 | 0-0 | 1-2-3 | 2 | 0 | 4 | 0 | 0 | 4 |
| vs. Vanderbilt | 3/6* | 34 | 8-10 | 3-3 | 3-3 | 2-5-7 | 0 | 2 | 1 | 1 | 0 | 22 |
| vs. Auburn | 3/7* | 34 | 1-6 | 1-4 | 0-0 | 2-5-7 | 0 | 7 | 2 | 0 | 0 | 3 |
| TOTALS | | 1026 | 143-346 | 49-138 | 50-72 | 72-162-234 | 49 | 33 | 78 | 4 | 30 | 385 |

2019-20

| Opponent | Date | Min | FG-FGA | 3FG-FGA | FT-FTA | Off-Def-Tot | PF | A | TO | Blk | Stl | Pts |
|----------------------|--------|------------|----------------|---------------|--------------|-------------------|-----------|-----------|-----------|-----------|-----------|------------|
| Hampton | 11/6* | 30 | 2-13 | 1-6 | 0-0 | 4-5-9 | 1 | 2 | 1 | 0 | 1 | 5 |
| at Clemson | 11/12* | 31 | 5-16 | 1-6 | 2-3 | 3-2-5 | 2 | 0 | 4 | 0 | 3 | 13 |
| Mercer | 11/17* | 16 | 4-7 | 4-5 | 0-0 | 0-4-4 | 0 | 1 | 1 | 0 | 0 | 12 |
| at South Alabama | 11/21* | 27 | 4-9 | 1-3 | 0-2 | 4-7-11 | 3 | 0 | 3 | 0 | 2 | 9 |
| at Tulane | 11/24* | 35 | 5-12 | 1-3 | 2-4 | 1-3-4 | 0 | 1 | 1 | 0 | 0 | 13 |
| vs. Northern Iowa | 11/29* | 37 | 7-14 | 3-6 | 0-0 | 2-7-9 | 1 | 1 | 1 | 0 | 1 | 17 |
| vs. Southern Cal | 11/30* | 27 | 3-10 | 2-7 | 1-1 | 1-5-6 | 3 | 0 | 3 | 0 | 1 | 9 |
| Iowa State | 12/5* | 33 | 2-6 | 1-5 | 2-2 | 2-4-6 | 2 | 2 | 5 | 0 | 0 | 7 |
| Colgate | 12/8* | 32 | 5-10 | 4-7 | 2-2 | 1-10-11 | 2 | 0 | 4 | 2 | 0 | 16 |
| North Carolina | 12/15* | 27 | 1-9 | 0-3 | 1-2 | 2-1-3 | 1 | 2 | 0 | 1 | 0 | 3 |
| Bethune-Cookman | 12/17* | 20 | 2-4 | 1-3 | 1-1 | 0-4-4 | 3 | 0 | 1 | 0 | 1 | 6 |
| Radford | 12/20* | 27 | 6-8 | 2-3 | 0-0 | 1-8-9 | 2 | 0 | 3 | 1 | 1 | 14 |
| SE Louisiana | 12/29* | 23 | 2-3 | 1-2 | 0-0 | 1-4-5 | 2 | 2 | 1 | 1 | 0 | 5 |
| at LSU | 1/2* | 33 | 5-12 | 2-6 | 4-5 | 5-6-11 | 1 | 1 | 0 | 3 | 0 | 16 |
| South Carolina | 1/5* | 30 | 5-13 | 3-7 | 0-0 | 0-3-3 | 2 | 2 | 1 | 0 | 1 | 13 |
| Kentucky | 1/9* | 35 | 4-8 | 3-4 | 4-6 | 2-6-8 | 0 | 0 | 3 | 0 | 1 | 15 |
| at Auburn | 1/12* | 32 | 8-18 | 4-11 | 3-3 | 2-8-10 | 0 | 2 | 1 | 2 | 1 | 23 |
| at Tennessee | 1/20* | 33 | 6-18 | 2-5 | 0-0 | 0-10-10 | 2 | 3 | 0 | 1 | 4 | 14 |
| Texas A&M | 1/23* | 35 | 7-16 | 4-9 | 0-0 | 3-2-5 | 3 | 0 | 1 | 1 | 2 | 18 |
| Vanderbilt | 1/26* | 19 | 2-6 | 0-1 | 1-2 | 1-3-4 | 2 | 1 | 2 | 2 | 2 | 5 |
| Arkansas | 1/30* | 28 | 3-8 | 1-4 | 1-3 | 4-8-12 | 2 | 0 | 6 | 0 | 0 | 8 |
| at Ole Miss | 2/2* | 35 | 3-12 | 2-8 | 0-0 | 1-2-3 | 1 | 1 | 2 | 1 | 2 | 8 |
| at Kentucky | 2/6* | 33 | 7-12 | 3-6 | 0-0 | 2-5-7 | 1 | 2 | 1 | 0 | 0 | 17 |
| Auburn | 2/9* | 37 | 3-11 | 2-5 | 1-2 | 1-5-6 | 1 | 3 | 2 | 0 | 1 | 9 |
| at Georgia | 2/16* | 40 | 3-10 | 1-7 | 3-4 | 1-8-9 | 1 | 0 | 2 | 1 | 0 | 10 |
| Florida | 2/20* | 35 | 4-8 | 1-4 | 4-4 | 3-6-9 | 2 | 0 | 1 | 0 | 0 | 13 |
| at Mississippi State | 2/23* | 38 | 8-16 | 4-7 | 0-0 | 1-3-4 | 2 | 1 | 4 | 1 | 4 | 20 |
| at Texas A&M | 2/27* | 39 | 8-17 | 6-12 | 2-2 | 1-8-9 | 2 | 3 | 0 | 1 | 1 | 24 |
| Missouri | 3/1* | 31 | 1-5 | 1-4 | 2-2 | 1-11-12 | 3 | 3 | 0 | 0 | 0 | 5 |
| vs. Georgia | 3/5* | 39 | 4-15 | 3-10 | 0-0 | 0-6-6 | 3 | 1 | 4 | 0 | 0 | 11 |
| TOTALS | | 937 | 129-326 | 64-169 | 36-50 | 50-164-214 | 50 | 34 | 58 | 18 | 29 | 358 |

*INDICATES GAMES STARTED

CAREER STATS (AT FLORIDA STATE)

| Year | GP | GS | Min | Avg | FG | FGA | Pct | 3FG | 3FGA | Pct | FT | FTA | Pct | Off | Def | Tot | Avg | PF | FO | A | TO | Blk | Stl | Pts | Avg |
|---------|----|----|-----|-----|----|-----|------|-----|------|-----|----|-----|-----|-----|-----|-----|-----|----|----|---|----|-----|-----|-----|-----|
| 2016-17 | 5 | 0 | 41 | 8.2 | 11 | 23 | .478 | 1 | 4 | | | | | | | | | | | | | | | | |

PLAYER PROFILES



5-9 • Junior

Guard

MEGAN ABRAMS

Lafayette, La. (Lafayette Christian)

CAREER HIGHS

| | |
|-------------|--------------------------------------|
| Points | 21 vs. UNC (12/15/19) |
| Rebounds | 7 vs. Texas A&M (1/23/20) |
| FG Made | 9 vs. UNC (12/15/19) |
| FG Att. | 15 vs. UNC (12/15/19) |
| 3PT FG Made | 2 vs. Kentucky (2/11/19) |
| 3PT FG Att. | 4 vs. Kentucky (2/11/19) |
| FT Made | 5 - 2X, last vs. Texas A&M (1/23/20) |
| FT Att. | 6 - 2X, last vs. Mercer (11/17/19) |
| Assists | 5 vs. Mercer (11/17/19) |
| Steals | 3 at Vanderbilt (2/21/19) |
| Blocks | 1 - 3X last vs. Auburn (1/12/20) |
| Minutes | 37 vs. Kentucky (2/11/19) |

SEC HIGHS

| | |
|-------------|------------------------------------|
| Points | 16 vs. Kentucky (2/11/19) |
| Rebounds | 7 vs. Texas A&M (1/23/20) |
| FG Made | 6 vs. Kentucky (2/11/19) |
| FG Att. | 14 at Florida (2/7/19) |
| 3PT FG Made | 2 vs. Kentucky (2/11/19) |
| 3PT FG Att. | 4 vs. Kentucky (2/11/19) |
| FT Made | 5 vs. Georgia (2/24/19) |
| FT Att. | 6 vs. Georgia (2/24/19) |
| Assists | 3 - 6X last at Texas A&M (2/27/20) |
| Steals | 3 at Vanderbilt (2/21/19) |
| Blocks | 1 at Auburn (1/12/20) |
| Minutes | 37 vs. Kentucky (2/11/19) |

2019-20 SEASON HIGHS

| | |
|-------------|------------------------------------|
| Points | 21 vs. UNC (12/15/19) |
| Rebounds | 7 vs. Texas A&M (1/23/20) |
| FG Made | 9 vs. UNC (12/15/19) |
| FG Att. | 15 vs. UNC (12/15/19) |
| 3PT FG Made | 1 - 6X, last vs. Missouri (3/1/20) |
| 3PT FG Att. | 3 - 3X, last vs. Missouri (3/1/20) |
| FT Made | 5 vs. Texas A&M (1/23/20) |
| FT Att. | 6 vs. Mercer (11/17/19) |
| Assists | 5 vs. Mercer (11/17/19) |
| Steals | 2 - 4X, last at Georgia (2/16/20) |
| Blocks | 1 - 3X last vs. Auburn (1/12/20) |
| Minutes | 33 at Texas A&M (2/27/20) |

CAREER HIGHLIGHTS

- 2020 SEC Academic Honor Roll
- 2019 SEC First-Year Academic Honor Roll

SOPHOMORE (2019-20)

- Played and started in all 30 games
- Averaged 7.0 points, 2.5 rebounds and 1.8 assists
- Led the team with a 75.3 free throw percentage (minimum 50 attempts)
- Third on the squad in assists with 55
- Shot 40.7 percent (74-of-182) from the floor
- Chipped in nine points to go along with a career-high five assists in the win over Mercer (11/17)
- Dropped a career-high 21 points (9-of-15 shooting) for her first 20-point game of her career against UNC (12/15)
- Poured in 13 points to go along with five rebounds in the victory versus SE Louisiana (12/29)
- Added 10 points in the loss vs. No. 4/5 South Carolina (1/5)
- Chipped in 11 points to go along with a career-high seven rebounds in the loss against No. 15 Texas A&M (1/23)
- Had 11 points in the blow out win over Vanderbilt (1/26)
- Scored eight points, including the game-winning tip-in at the buzzer to defeat No. 9 Mississippi State on the road (2/23)
- Contributed 11 points in the win over Missouri (3/1)

FRESHMAN (2018-19)

- Played in 29 games including starting the last 18 contests
- Scored in double-figures four times
- Seventh among SEC freshmen in free throw percentage (83.3 percent)
- Third on the team in assists with 41
- Poured in a career-high 19 points (7-of-11 shooting) in the loss against Tulsa (12/1)
- Added eight points and three assists in the win over then-No. 20 Tennessee (1/17)
- Put in 11 points and three assists in the loss at Florida (2/7)
- Played a career-high 37 minutes and scored 16 points on 6-of-9 shooting in the loss to then-No. 17 Kentucky (2/11)
- Added 10 points in the road victory over Vanderbilt (2/21)

PREP HIGHLIGHTS

- Rated No. 120 overall by Prospect Nation in the Class of 2018
- Ranked as the No. 21 point guard according to Prospect Nation and No. 27 point guard by HoopGurlz ESPNW
- 2018 McDonald's All-American nominee
- 2018 Daily Advertiser All-Acadiana Girls Basketball MVP
- 2018 KLFY Athlete of the Year

- Three-time all-state honoree (2015, 2017, 2018)
- Named 1A LSWA MVP in 2018
- Athletic-Academic all-state in 2018
- 2018 All-Acadiana MVP
- 2018 Yuletide Classic MVP
- 2018 Allstate Sugar Bowl MVP
- Named district MVP in 2015, 2017 and 2018
- Tabbed all-district on three occasions (2015, 2017, 2018)
- Two-time state champion at Lafayette Christian Academy (2016-17, 2017-18)
- 2017 All-Acadiana first team
- 2017 state championship Most Outstanding Player
- 2017 state championship all-tournament team
- 2015 All-Acadiana second team
- Was a member of the 2017 Adidas USA Select Basketball Team that played in Italy over the summer of 2017
- Adidas All-American in 2016 and 2017
- Played AAU ball for LA Lady Select under Kenneth Lee Jr. along with playing for the Texas Elite Prime under head coach Joey Simmons
- Won the Adidas National Championship with Texas Elite in 2017
- Won the state championship with LA Lady Select in 2016
- Valedictorian at Lafayette Christian Academy
- Member of the National Honors Society, Beta Club, Spanish Club and Student Government
- Also competed in track in high school and won the high jump state championship in 2017

PERSONAL INFORMATION

- Born on Jan. 22, 2000
- Daughter of Billy and Mary Abrams
- Has one brother, Don Jayamaha Jr.
- Cousin, Darnell Lazare, played collegiate basketball at LSU (2003-07) and professionally overseas
- Cousin, Kerrilyn Lazare, played volleyball at Louisiana (2008-11)
- Cousin, Braylon Lazare, played basketball at Louisiana (2012-14)
- Cousin, Cameron Lazare, played football at Northwestern State (2014-17)
- Aunt, Julie Lazare, played volleyball for Louisiana
- Majoring in business

ABRAMS' GAME-BY-GAME STATS

2018-19

| Opponent | Date | Min | FG-FGA | 3FG-FGA | FT-FTA | Off-Def-Tot | PF | A | TO | Blk | Stl | Pts |
|------------------------|--------|-----|--------|---------|--------|-------------|----|----|----|-----|-----|-----|
| Southeastern Louisiana | 11/7 | 14 | 1-7 | 0-0 | 3-3 | 3-1-4 | 0 | 0 | 1 | 0 | 1 | 5 |
| at Utah | 11/13 | 7 | 0-1 | 0-0 | 0-0 | 0-0-0 | 0 | 0 | 0 | 0 | 0 | 0 |
| at SMU | 11/15 | 5 | 0-2 | 0-1 | 0-0 | 0-0-0 | 0 | 0 | 1 | 0 | 0 | 0 |
| Clemson | 11/19 | 6 | 0-5 | 0-1 | 0-0 | 1-0-1 | 0 | 1 | 1 | 0 | 0 | 0 |
| Grambling State | 11/23 | 12 | 0-2 | 0-1 | 0-0 | 0-1-1 | 0 | 0 | 2 | 0 | 0 | 0 |
| Stetson | 11/27 | 7 | 0-2 | 0-1 | 0-0 | 0-0-0 | 0 | 0 | 0 | 0 | 0 | 0 |
| vs. Tulsa | 12/1 | 23 | 7-11 | 1-2 | 4-5 | 0-1-1 | 0 | 2 | 1 | 0 | 1 | 19 |
| vs. Louisiana Tech | 12/2 | 24 | 1-5 | 0-0 | 0-0 | 0-3-3 | 1 | 3 | 2 | 1 | 1 | 2 |
| South Alabama | 12/5 | 9 | 0-2 | 0-0 | 0-0 | 0-2-2 | 1 | 0 | 1 | 0 | 0 | 0 |
| Tulane | 12/8 | 7 | 0-0 | 0-0 | 0-2 | 0-0-0 | 0 | 1 | 1 | 0 | 0 | 0 |
| Northwestern State | 12/16 | 20 | 1-1 | 0-0 | 2-2 | 0-2-2 | 1 | 4 | 1 | 0 | 0 | 4 |
| vs. Virginia | 12/20* | 20 | 0-1 | 2-2 | 2-2 | 0-5-5 | 1 | 3 | 0 | 1 | 0 | 4 |
| vs. Miami (FL) | 12/21* | 14 | 1-2 | 1-2 | 0-0 | 0-0-0 | 2 | 4 | 0 | 0 | 0 | 3 |
| Florida | 1/3* | 24 | 2-6 | 0-0 | 0-0 | 0-1-1 | 1 | 2 | 1 | 0 | 1 | 4 |
| at South Carolina | 1/6* | 18 | 0-2 | 0-0 | 0-0 | 0-1-1 | 0 | 1 | 4 | 0 | 0 | 0 |
| Auburn | 1/10* | 22 | 1-6 | 0-2 | 0-0 | 0-3-3 | 2 | 3 | 2 | 0 | 1 | 2 |
| at Texas A&M | 1/13* | 15 | 0-3 | 0-2 | 0-0 | 1-2-3 | 2 | 1 | 0 | 0 | 0 | 0 |
| Tennessee | 1/17* | 23 | 4-7 | 0-1 | 0-0 | 0-3-3 | 1 | 3 | 1 | 0 | 1 | 8 |
| LSU | 1/20* | 31 | 2-6 | 1-3 | 0-0 | 0-1-1 | 2 | 1 | 2 | 0 | 1 | 5 |
| at Arkansas | 1/24* | 19 | 0-5 | 0-3 | 0-0 | 0-2-2 | 0 | 1 | 0 | 0 | 0 | 0 |
| at Georgia | 1/27* | 15 | 1-7 | 0-1 | 0-0 | 1-0-1 | 1 | 1 | 1 | 0 | 0 | 2 |
| Mississippi State | 2/3* | 27 | 2-6 | 0-2 | 0-0 | 1-2-3 | 3 | 1 | 3 | 0 | 2 | 4 |
| at Florida | 2/7* | 32 | 5-14 | 0-2 | 1-2 | 1-1-2 | 1 | 3 | 1 | 0 | 1 | 11 |
| Kentucky | 2/11* | 37 | 6-9 | 2-4 | 2-2 | 0-2-2 | 1 | 2 | 2 | 0 | 0 | 16 |
| at Auburn | 2/17* | 32 | 0-2 | 0-0 | 4-4 | 1-2-3 | 2 | 2 | 6 | 0 | 1 | 4 |
| at Vanderbilt | 2/21* | 29 | 4-5 | 0-1 | 2-2 | 0-2-2 | 2 | 1 | 2 | 0 | 3 | 10 |
| Georgia | 2/24* | 29 | 1-4 | 0-1 | 5-6 | 0-3-3 | 3 | 1 | 2 | 0 | 0 | 7 |
| Ole Miss | 2/28* | 23 | 1-4 | 0-2 | 0-0 | 0-1-1 | 2 | 0 | 1 | 0 | 0 | 2 |
| at Mizzou | 3/3* | 21 | 0-3 | 0-1 | 0-0 | 0-1-1 | 0 | 0 | 1 | 0 | 0 | 0 |
| TOTALS | | 565 | 41-134 | 5-34 | 25-30 | 9-42-51 | 29 | 41 | 40 | 2 | 14 | 112 |

2019-20

| Opponent | Date | Min | FG-FGA | 3FG-FGA | FT-FTA | Off-Def-Tot | PF | A | TO | Blk | Stl | Pts |
|----------------------|--------|-----|--------|---------|--------|-------------|----|----|----|-----|-----|-----|
| Hampton | 11/6* | 22 | 1-4 | 0-3 | 4-4 | 0-0-0 | 0 | 1 | 2 | 0 | 1 | 6 |
| at Clemson | 11/12* | 15 | 1-4 | 0-1 | 0-0 | 1-2-3 | 0 | 1 | 1 | 0 | 2 | 2 |
| Mercer | 11/17* | 16 | 2-4 | 1-2 | 4-6 | 1-3-4 | 0 | 5 | 2 | 0 | 1 | 9 |
| at South Alabama | 11/21* | 24 | 2-6 | 0-2 | 1-2 | 0-0-0 | 2 | 2 | 4 | 0 | 0 | 5 |
| at Tulane | 11/24* | 27 | 1-8 | 0-2 | 2-2 | 0-4-4 | 0 | 4 | 2 | 1 | 0 | 4 |
| vs. Northern Iowa | 11/29* | 19 | 1-7 | 0-2 | 3-3 | 1-1-2 | 2 | 2 | 1 | 0 | 1 | 5 |
| vs. Southern Cal | 11/30* | 21 | 2-4 | 0-2 | 4-5 | 0-0-0 | 0 | 1 | 1 | 0 | 0 | 8 |
| Iowa State | 12/5* | 24 | 2-7 | 0-1 | 0-2 | 0-3-3 | 1 | 4 | 1 | 0 | 0 | 4 |
| Colgate | 12/8* | 19 | 2-4 | 0-2 | 4-4 | 0-3-3 | 0 | 4 | 2 | 0 | 0 | 8 |
| North Carolina | 12/15* | 31 | 9-15 | 0-0 | 3-4 | 0-4-4 | 2 | 2 | 3 | 0 | 0 | 21 |
| Bethune-Cookman | 12/17* | 21 | 1-5 | 0-0 | 1-2 | 1-1-2 | 2 | 2 | 1 | 0 | 0 | 3 |
| Radford | 12/20* | 17 | 2-2 | 0-0 | 0-0 | 1-4-5 | 1 | 0 | 3 | 0 | 0 | 4 |
| SE Louisiana | 12/29* | 19 | 4-5 | 1-1 | 4-4 | 1-4-5 | 1 | 0 | 2 | 1 | 0 | 13 |
| at LSU | 1/2* | 27 | 3-9 | 0-0 | 1-2 | 0-0-0 | 0 | 2 | 3 | 0 | 2 | 7 |
| South Carolina | 1/5* | 29 | 3-8 | 1-3 | 3-3 | 1-2-3 | 2 | 1 | 2 | 0 | 0 | 10 |
| Kentucky | 1/9* | 26 | 3-5 | 0-1 | 3-3 | 0-2-2 | 2 | 1 | 2 | 0 | 0 | 9 |
| at Auburn | 1/12* | 23 | 1-1 | 0-0 | 0-0 | 0-3-3 | 2 | 2 | 1 | 0 | 0 | 2 |
| at Tennessee | 1/20* | 20 | 3-5 | 1-1 | 2-2 | 0-3-3 | 1 | 1 | 0 | 0 | 1 | 9 |
| Texas A&M | 1/23* | 27 | 3-11 | 0-2 | 5-5 | 0-7-7 | 2 | 1 | 0 | 2 | 0 | 11 |
| Vanderbilt | 1/26* | 19 | 4-5 | 1-1 | 2-2 | 0-2-2 | 0 | 2 | 1 | 0 | 0 | 11 |
| Arkansas | 1/30* | 27 | 0-7 | 0-1 | 1-2 | 0-5-5 | 0 | 2 | 2 | 0 | 0 | 1 |
| at Ole Miss | 2/2* | 29 | 3-6 | 0-2 | 3-3 | 1-2-3 | 1 | 3 | 0 | 0 | 0 | 9 |
| at Kentucky | 2/6* | 24 | 2-3 | 1-1 | 1-1 | 0-1-1 | 1 | 2 | 3 | 0 | 0 | 6 |
| Auburn | 2/9* | 30 | 4-9 | 0-1 | 0-0 | 0-0-0 | 1 | 3 | 3 | 0 | 0 | 8 |
| at Georgia | 2/16* | 22 | 0-1 | 0-0 | 2-4 | 0-1-1 | 0 | 1 | 1 | 0 | 2 | 2 |
| Florida | 2/20* | 20 | 2-4 | 0-1 | 1-5 | 0-1-1 | 0 | 1 | 2 | 0 | 0 | 5 |
| at Mississippi State | 2/23* | 23 | 4-6 | 0-0 | 0-2 | 1-2-3 | 1 | 0 | 3 | 0 | 0 | 8 |
| at Texas A&M | 2/27* | 33 | 2-9 | 0-1 | 0-0 | 0-4-4 | 3 | 3 | 4 | 0 | 0 | 4 |
| Missouri | 3/1* | 25 | 5-10 | 1-3 | 0-0 | 1-2-3 | 2 | 0 | 3 | 0 | 0 | 11 |
| vs. Georgia | 3/5* | 25 | 2-8 | 0-2 | 1-1 | 1-2-3 | 2 | 1 | 1 | 0 | 0 | 5 |
| TOTALS | | 704 | 74-182 | 7-38 | 55-73 | 11-65-76 | 29 | 55 | 58 | 3 | 12 | 210 |

*INDICATES GAMES STARTED



PLAYER PROFILES

CAREER STATS

| Year | GP | GS | Min | Avg | FG | FGA | Pct | 3FG | 3FGA | Pct | FT | FTA | Pct | Off | Def | Tot | Avg | PF | FO | A | TO | Blk | Stl | Pts | Avg |
|---------|----|----|------|------|-----|-----|------|-----|------|------|----|-----|------|-----|-----|-----|-----|----|----|----|----|-----|-----|-----|-----|
| 2018-19 | 29 | 18 | 565 | 19.5 | 41 | 134 | .306 | 5 | 34 | .147 | 25 | 30 | .833 | 9 | 42 | 51 | 1.8 | 29 | 0 | 41 | 40 | 2 | 14 | 112 | 3.9 |
| 2019-20 | 30 | 30 | 704 | 23.5 | 74 | 182 | .407 | 7 | 38 | .184 | 55 | 73 | .753 | 11 | 65 | 76 | 2.5 | 29 | 0 | 55 | 58 | 3 | 12 | 210 | 7.0 |
| TOTALS | 59 | 48 | 1269 | 21.5 | 115 | 316 | .364 | 12 | 72 | .147 | 80 | 103 | .777 | 20 | 107 | 127 | 2.2 | 58 | 0 | 96 | 98 | 5 | 26 | 322 | 5.5 |

PLAYER PROFILES



5

5-6 • Junior

Guard

HANNAH BARBER

Homewood, Ala. (Homewood)

CAREER HIGHS

| | |
|-------------|---------------------------------------|
| Points | 12 vs. Mercer (11/17/19) |
| Rebounds | 4 - 3X, last vs. Vanderbilt (1/26/20) |
| FG Made | 4 vs. Mercer (11/17/19) |
| FG Att. | 7 - 3X, last vs. Mercer (11/17/19) |
| 3PT FG Made | 4 vs. Mercer (11/17/19) |
| 3PT FG Att. | 7 vs. Stetson (11/27/18) |
| FT Made | 3 vs. SE Louisiana (12/29/19) |
| FT Att. | 4 vs. SE Louisiana (12/29/19) |
| Assists | 7 vs. Clemson (11/19/18) |
| Steals | 2 - 3X, last vs. Radford (12/20/19) |
| Blocks | N/A |
| Minutes | 27 vs. Clemson (11/19/18) |

SEC HIGHS

| | |
|-------------|---|
| Points | 6 vs. Florida (2/20/20) |
| Rebounds | 4 vs. Vanderbilt (1/26/20) |
| FG Made | 2 - 4X last, vs. Missouri (3/1/20) |
| FG Att. | 7 at Arkansas (1/24/19) |
| 3PT FG Made | 2 vs. Florida (2/20/20) |
| 3PT FG Att. | 4 at Arkansas (1/24/19) |
| FT Made | 2 - 2X, last at Mississippi State (2/23/20) |
| FT Att. | 2 - 2X, last at Mississippi State (2/23/20) |
| Assists | 4 - 3X, last at Arkansas (1/24/19) |
| Steals | 2 vs. Ole Miss (2/28/19) |
| Blocks | N/A |
| Minutes | 26 at Arkansas (1/24/19) |

2019-20 SEASON HIGHS

| | |
|-------------|---------------------------------------|
| Points | 12 vs. Mercer (11/17/19) |
| Rebounds | 4 - 2X, last vs. Vanderbilt (1/26/20) |
| FG Made | 4 vs. Mercer (11/17/19) |
| FG Att. | 7 vs. Mercer (11/17/19) |
| 3PT FG Made | 4 vs. Mercer (11/17/19) |
| 3PT FG Att. | 6 vs. Mercer (11/17/19) |
| FT Made | 3 vs. SE Louisiana (12/29/19) |
| FT Att. | 4 vs. SE Louisiana (12/29/19) |
| Assists | 5 vs. Mercer (11/17/19) |
| Steals | 2 vs. Radford (12/20/19) |
| Blocks | N/A |
| Minutes | 21 vs. Mercer (11/17/19) |

CAREER HIGHLIGHTS

- 2020 SEC Academic Honor Roll
- 2019 SEC First-Year Academic Honor Roll

SOPHOMORE (2019-20)

- Played in all 30 games, while averaging 7.8 minutes per contest
- Shot 14-of-26 (53.8 percent) from beyond the arc
- Poured in a career-high 12 points, while shooting 4-of-6 from three and dishing out five assists in the win over Mercer (11/17)

FRESHMAN (2018-19)

- Played in 30 of the Tide's 31 games, including starting six contests
- Fourth on the team in assists with 40
- Led the team in assists in six games
- Earned her first career start against Clemson (11/19) and totaled a game-high and career-high seven assists in the win

PREP HIGHLIGHTS

- Rated No. 111 overall by Prospect Nation
- Ranked as the No. 20 point guard by Prospect Nation and the No. 27 point guard according to HoopGurlz ESPNW
- Named the 2017 Birmingham Tip Off Club Player of the Year

- Two-time state champion at Homewood High School (2014-15, 2016-17)
- 2017 AL.com Girls Athlete of the Year in Birmingham Region
- AL.com Super State in 2017
- First Team 6A All-State in 2016
- Led Homewood to a state championship runner-up finish in 2016
- Second Team 6A All-State in 2015
- Second Team All-Birmingham honors in 2015

- Played AAU ball on the Alabama Heat Elite under coach Steve Ward. Also played for the Alabama Southern Starz under Doug Bush

PERSONAL INFORMATION

- Born on June 13, 2000
- Daughter of Dykes and Tara Barber
- Has one brother, Bo and one sister, Taylor
- Majoring in physical education



BARBER'S GAME-BY-GAME STATS

2018-19

| Opponent | Date | Min | FG-FGA | 3FG-FGA | FT-FTA | Off-Def-Tot | PF | A | TO | Bk | Stl | Pts |
|------------------------|--------|------------|--------------|-------------|------------|----------------|-----------|-----------|-----------|----------|-----------|-----------|
| Southeastern Louisiana | 11/7 | 13 | 1-2 | 1-2 | 0-0 | 0-1-1 | 0 | 2 | 3 | 0 | 0 | 3 |
| at Utah | 11/13 | 2 | 0-0 | 0-0 | 0-0 | 0-0-0 | 0 | 0 | 0 | 0 | 0 | 0 |
| at SMU | 11/15 | 23 | 1-2 | 1-2 | 2-2 | 0-0-0 | 1 | 1 | 1 | 0 | 0 | 5 |
| Clemson | 11/19* | 27 | 1-3 | 0-2 | 0-0 | 0-1-1 | 2 | 7 | 2 | 0 | 1 | 2 |
| Grambling State | 11/23* | 19 | 0-3 | 0-2 | 0-0 | 0-0-0 | 2 | 3 | 1 | 0 | 0 | 0 |
| Stetson | 11/27* | 18 | 1-7 | 1-7 | 0-0 | 1-3-4 | 0 | 2 | 1 | 0 | 0 | 3 |
| vs. Tulsa | 12/1* | 20 | 2-3 | 1-1 | 0-0 | 0-0-0 | 1 | 4 | 0 | 0 | 2 | 5 |
| vs. Louisiana Tech | 12/2* | 6 | 0-0 | 0-0 | 0-0 | 0-0-0 | 0 | 0 | 1 | 0 | 1 | 0 |
| South Alabama | 12/5 | 1 | 0-0 | 0-0 | 0-0 | 0-0-0 | 0 | 0 | 0 | 0 | 0 | 0 |
| Tulane | 12/8 | 2 | 0-0 | 0-0 | 0-0 | 0-1-1 | 0 | 0 | 0 | 0 | 0 | 0 |
| Northwestern State | 12/16 | 2 | 0-0 | 0-0 | 0-0 | 0-0-0 | 0 | 0 | 1 | 0 | 0 | 0 |
| vs. Virginia | 12/20 | 7 | 0-1 | 0-0 | 0-0 | 0-0-0 | 0 | 1 | 0 | 0 | 0 | 0 |
| vs. Miami (FL) | 12/21 | 5 | 0-0 | 0-0 | 0-0 | 0-0-0 | 0 | 0 | 2 | 0 | 0 | 0 |
| Florida | 1/3 | 1 | 0-0 | 0-0 | 0-0 | 0-0-0 | 0 | 0 | 1 | 0 | 0 | 0 |
| at South Carolina | 1/6 | 7 | 0-0 | 0-0 | 0-0 | 0-0-0 | 1 | 1 | 0 | 0 | 1 | 0 |
| Auburn | 1/10 | 18 | 1-2 | 1-2 | 0-0 | 0-1-1 | 2 | 1 | 2 | 0 | 1 | 3 |
| at Texas A&M | 1/13 | 23 | 1-3 | 0-2 | 0-0 | 0-2-2 | 2 | 4 | 0 | 0 | 1 | 2 |
| Tennessee | 1/17 | 14 | 1-4 | 1-3 | 0-0 | 0-2-2 | 0 | 4 | 1 | 0 | 1 | 3 |
| LSU | 1/20 | 8 | 0-2 | 0-2 | 0-0 | 0-0-0 | 2 | 2 | 0 | 0 | 0 | 0 |
| at Arkansas | 1/24 | 26 | 2-7 | 1-4 | 0-0 | 0-1-1 | 1 | 4 | 2 | 0 | 0 | 5 |
| at Georgia | 1/27* | 4 | 0-0 | 0-0 | 0-0 | 0-0-0 | 0 | 0 | 1 | 0 | 0 | 0 |
| Mississippi State | 2/3 | 4 | 0-0 | 0-0 | 0-0 | 0-0-0 | 1 | 1 | 3 | 0 | 0 | 0 |
| at Florida | 2/7 | 1 | 0-0 | 0-0 | 0-0 | 0-0-0 | 0 | 0 | 0 | 0 | 0 | 0 |
| Kentucky | 2/11 | 4 | 0-0 | 0-0 | 0-0 | 0-0-0 | 0 | 1 | 3 | 0 | 0 | 0 |
| at Auburn | 2/17 | 11 | 0-0 | 0-0 | 0-0 | 0-0-0 | 2 | 0 | 2 | 0 | 1 | 0 |
| at Vanderbilt | 2/21 | 2 | 0-0 | 0-0 | 0-0 | 0-1-1 | 1 | 0 | 2 | 0 | 0 | 0 |
| Ole Miss | 2/28 | 5 | 0-0 | 0-0 | 0-0 | 0-0-0 | 0 | 1 | 1 | 0 | 2 | 0 |
| at Mizzou | 3/3 | 16 | 2-5 | 1-3 | 0-0 | 1-0-1 | 0 | 1 | 1 | 0 | 0 | 5 |
| vs. Vanderbilt | 3/6 | 4 | 0-0 | 0-0 | 0-0 | 0-1-1 | 1 | 0 | 0 | 0 | 0 | 0 |
| vs. Auburn | 3/7 | 3 | 0-0 | 0-0 | 0-0 | 0-0-0 | 0 | 0 | 0 | 0 | 0 | 0 |
| TOTALS | | 296 | 13-44 | 8-32 | 2-2 | 2-14-16 | 19 | 40 | 31 | 0 | 11 | 36 |

2019-20

| Opponent | Date | Min | FG-FGA | 3FG-FGA | FT-FTA | Off-Def-Tot | PF | A | TO | Bk | Stl | Pts |
|----------------------|-------|------------|--------------|--------------|-------------|----------------|-----------|-----------|-----------|----------|----------|-----------|
| Hampton | 11/6 | 8 | 0-1 | 0-0 | 0-0 | 0-1-1 | 1 | 0 | 1 | 0 | 0 | 0 |
| at Clemson | 11/12 | 4 | 0-0 | 0-0 | 0-0 | 0-0-0 | 0 | 0 | 0 | 0 | 0 | 0 |
| Mercer | 11/17 | 21 | 4-7 | 4-6 | 0-0 | 0-0-0 | 0 | 5 | 1 | 0 | 0 | 12 |
| at South Alabama | 11/21 | 12 | 1-2 | 1-2 | 1-2 | 0-0-0 | 1 | 0 | 1 | 0 | 0 | 4 |
| at Tulane | 11/24 | 2 | 0-0 | 0-0 | 0-0 | 0-0-0 | 0 | 0 | 0 | 0 | 0 | 0 |
| vs. Northern Iowa | 11/29 | 2 | 0-0 | 0-0 | 0-0 | 0-0-0 | 0 | 1 | 0 | 0 | 0 | 0 |
| vs. Southern Cal | 11/30 | 5 | 0-1 | 0-1 | 0-0 | 1-2-3 | 0 | 1 | 1 | 0 | 1 | 0 |
| Iowa State | 12/5 | 6 | 0-1 | 0-0 | 0-0 | 0-0-0 | 0 | 0 | 0 | 0 | 0 | 0 |
| Colgate | 12/8 | 14 | 1-2 | 1-1 | 0-0 | 0-0-0 | 0 | 1 | 3 | 0 | 0 | 3 |
| North Carolina | 12/15 | 1 | 0-0 | 0-0 | 0-0 | 0-0-0 | 0 | 0 | 0 | 0 | 0 | 0 |
| Bethune-Cookman | 12/17 | 5 | 0-1 | 0-1 | 0-0 | 0-1-1 | 1 | 0 | 1 | 0 | 0 | 0 |
| Radford | 12/20 | 12 | 2-2 | 2-2 | 0-0 | 0-2-2 | 0 | 1 | 0 | 0 | 2 | 6 |
| SE Louisiana | 12/29 | 18 | 1-5 | 1-3 | 3-4 | 0-4-4 | 1 | 1 | 2 | 0 | 1 | 6 |
| at LSU | 1/2 | 11 | 0-2 | 0-1 | 0-0 | 0-1-1 | 0 | 0 | 0 | 0 | 0 | 0 |
| South Carolina | 1/5 | 3 | 0-1 | 0-0 | 0-0 | 0-0-0 | 2 | 0 | 1 | 0 | 0 | 0 |
| Kentucky | 1/9 | 1 | 0-0 | 0-0 | 0-0 | 0-0-0 | 0 | 0 | 1 | 0 | 0 | 0 |
| at Auburn | 1/12 | 9 | 0-0 | 0-0 | 0-0 | 0-2-2 | 0 | 2 | 0 | 0 | 0 | 0 |
| at Tennessee | 1/20 | 3 | 0-0 | 0-0 | 0-0 | 0-1-1 | 0 | 0 | 0 | 0 | 0 | 0 |
| Texas A&M | 1/23 | 4 | 0-0 | 0-0 | 0-0 | 0-0-0 | 0 | 0 | 0 | 0 | 0 | 0 |
| Vanderbilt | 1/26 | 15 | 0-2 | 0-1 | 0-0 | 0-4-4 | 3 | 2 | 3 | 0 | 0 | 0 |
| Arkansas | 1/30 | 12 | 0-2 | 0-0 | 0-0 | 0-0-0 | 1 | 2 | 2 | 0 | 0 | 0 |
| at Ole Miss | 2/2 | 2 | 0-0 | 0-0 | 0-0 | 0-0-0 | 0 | 0 | 0 | 0 | 0 | 0 |
| at Kentucky | 2/6 | 8 | 1-1 | 1-1 | 0-0 | 0-1-1 | 1 | 0 | 0 | 0 | 0 | 3 |
| Auburn | 2/9 | 5 | 0-2 | 0-2 | 2-2 | 0-0-0 | 0 | 1 | 0 | 0 | 0 | 2 |
| at Georgia | 2/16 | 2 | 0-0 | 0-0 | 0-0 | 0-0-0 | 1 | 0 | 0 | 0 | 0 | 0 |
| Florida | 2/20 | 9 | 2-3 | 2-3 | 0-0 | 0-0-0 | 2 | 0 | 0 | 0 | 0 | 6 |
| at Mississippi State | 2/23 | 11 | 1-1 | 1-1 | 2-2 | 0-0-0 | 0 | 1 | 0 | 0 | 0 | 5 |
| at Texas A&M | 2/27 | 12 | 1-1 | 0-0 | 0-0 | 0-2-2 | 0 | 1 | 1 | 0 | 0 | 2 |
| Missouri | 3/1 | 14 | 2-2 | 1-1 | 0-0 | 0-0-0 | 0 | 1 | 1 | 0 | 0 | 5 |
| vs. Georgia | 3/5 | 2 | 0-0 | 0-0 | 0-0 | 0-0-0 | 1 | 0 | 0 | 0 | 0 | 0 |
| TOTALS | | 233 | 16-39 | 14-26 | 8-10 | 1-21-22 | 16 | 20 | 19 | 0 | 4 | 54 |

*INDICATES GAMES STARTED



PLAYER PROFILES

CAREER STATS

| Year | GP | GS | Min | Avg | FG | FGA | Pct | 3FG | 3FGA | Pct | FT | FTA | Pct | Off | Def | Tot | Avg | PF | FO | A | TO | Bk | Stl | Pts | Avg |
|---------------|-----------|----------|------------|------------|-----------|-----------|-------------|-----------|-----------|-------------|-----------|-----------|-------------|----------|-----------|-----------|------------|-----------|----------|-----------|-----------|----------|-----------|-----------|------------|
| 2018-19 | 30 | 6 | 296 | 9.9 | 13 | 44 | .295 | 8 | 32 | .250 | 2 | 2 | 1.000 | 2 | 14 | 16 | 0.5 | 19 | 0 | 40 | 31 | 0 | 11 | 36 | 1.2 |
| 2019-20 | 30 | 0 | 233 | 7.8 | 16 | 39 | .410 | 14 | 26 | .538 | 8 | 10 | .800 | 1 | 21 | 22 | 0.7 | 16 | 0 | 20 | 19 | 0 | 4 | 54 | 1.8 |
| TOTALS | 60 | 6 | 529 | 8.8 | 29 | 83 | .349 | 22 | 58 | .250 | 10 | 12 | .833 | 3 | 35 | 38 | 0.6 | 35 | 0 | 60 | 50 | 0 | 15 | 90 | 1.5 |

PLAYER PROFILES



24

6-0 • Junior

Guard

DE'SHA BENJAMIN

Augusta, Ga. (Lucy C. Laney)

CAREER HIGHS

| | |
|-------------|---|
| Points | 16 vs. Northwestern State (12/16/18) |
| Rebounds | 9 vs. Stetson (11/27/18) |
| FG Made | 5 at Utah (11/13/18) |
| FG Att. | 11 - 2X, last vs. Northwestern St. (12/16/18) |
| 3PT FG Made | 3 - 3X, last at Arkansas (1/24/19) |
| 3PT FG Att. | 7 vs. South Alabama (12/5/18) |
| FT Made | 5 vs. Stetson (11/27/18) |
| FT Att. | 7 vs. SE Louisiana (11/7/18) |
| Assists | 3 at Georgia (1/27/19) |
| Steals | 2 - 4X, last vs. South Alabama (12/5/18) |
| Blocks | 1 - 4X last vs. Virginia (12/20/18) |
| Minutes | 34 at Georgia (1/27/19) |

SEC HIGHS

| | |
|-------------|---------------------------------------|
| Points | 13 at Arkansas (1/24/19) |
| Rebounds | 6 at Georgia (1/27/19) |
| FG Made | 4 - 2X, last at Georgia (1/27/19) |
| FG Att. | 8 at Arkansas (1/24/19) |
| 3PT FG Made | 3 at Arkansas (1/24/19) |
| 3PT FG Att. | 6 at Arkansas (1/24/19) |
| FT Made | 3 at Vanderbilt (2/21/19) |
| FT Att. | 4 - 2X, last vs. Vanderbilt (2/21/19) |
| Assists | 3 at Georgia (1/27/19) |
| Steals | 1 - 3X, last vs. Georgia (2/24/19) |
| Blocks | N/A |
| Minutes | 34 at Georgia (1/27/19) |

2018-19 SEASON HIGHS

| | |
|-------------|---|
| Points | 16 vs. Northwestern State (12/16/18) |
| Rebounds | 9 vs. Stetson (11/27/18) |
| FG Made | 5 at Utah (11/13/18) |
| FG Att. | 11 - 2X, last vs. Northwestern St. (12/16/18) |
| 3PT FG Made | 3 - 3X, last at Arkansas (1/24/19) |
| 3PT FG Att. | 7 vs. South Alabama (12/5/18) |
| FT Made | 5 vs. Stetson (11/27/18) |
| FT Att. | 7 vs. SE Louisiana (11/7/18) |
| Assists | 3 at Georgia (1/27/19) |
| Steals | 2 - 4X, last vs. South Alabama (12/5/18) |
| Blocks | 1 - 4X last vs. Virginia (12/20/18) |
| Minutes | 34 at Georgia (1/27/19) |

CAREER HIGHLIGHTS

- Two career double-doubles
- SEC Co-Freshman of the Week (12/18)

SOPHOMORE (2019-20)

- Played in 27 games, including four starts
- Averaged 7.9 points and 3.9 rebounds per game
- Shot 49 percent (76-of-155) from the floor for the season
- Shot 52.2 percent (12-of-23) from beyond the arc in SEC play
- Notched two double-doubles
- Suffered a broken foot that ended her season on Feb. 25
- Had a career day against Mercer (11/17), compiling her first career double-double with 16 points (tied career high) and 10 rebounds (career high)
- Led the team with 13 points in the loss to Southern Cal (11/30)

- Talled 11 points, including the final four points to close out the win over UNC (12/15)
- Picked up her second double-double of the season after putting in 15 points (9-of-12 from the free throw line) and a career-high 11 rebounds in the victory against Bethune-Cookman (12/17)
- Chipped in 11 points and five rebounds in the win against SE Louisiana (12/29)
- Added 12 points (6-of-6 from free throw line) off the bench in the loss vs. No. 4/5 South Carolina (1/5)
- Came up one rebound shy of her third double-double of the season after putting in 14 points and nine rebounds in the win over Vanderbilt (1/26)

- Poured in 15 second-half points and grabbed six rebounds in the overtime loss against Georgia (2/16)

FRESHMAN (2018-19)

- Played in 25 games while making four starts before a broken foot suffered on Feb. 24 against Georgia ended her season
- Scored in double-figures in eight games
- Fourth among SEC freshmen in points per game (6.4)
- Fifth among SEC freshmen in rebounds per game (3.4)
- Fifth among SEC freshmen in three-point percentage (36.5 percent)
- Ninth among SEC freshmen in free throw percentage (76.1 percent)
- Led Alabama's freshman class in points per game (6.2) and rebounds per game (3.4)
- Tops on the team in three-point percentage (36.5 percent)
- Totaled 11 points and four rebounds off the bench in her first career game with the Tide in the win over SE Louisiana (11/7)
- Put up 13 points (3-of-4 from 3-point line) off the bench against Utah (11/13)

- Had another double-digit game in the win versus Clemson (11/19) after adding 10 points and eight rebounds
- Tied her career high with 13 points to go along with a career-high nine rebounds in the win over Stetson (11/27)
- Totaled 11 points, four rebounds and two steals against Louisiana Tech (12/2)
- Poured in a career-high 16 points to go along with six rebounds in the win against Northwestern State (12/16)
- Tossed in 13 points, (3-of-6 from 3-point line) and added four rebounds in the loss at Arkansas (1/24)
- Tallied 11 points (4-of-5) shooting and six rebounds in the win at Georgia (1/27)

PREP HIGHLIGHTS

- Rated No. 63 overall by Prospect Nation
- Ranked as the No. 14 guard by Prospect Nation and No. 28 guard by HoopGurlz ESPNW
- Georgia Class AA Player of the Year in 2018
- Three-time state champion at Lucy C. Laney High School (2014-15, 2016-17, 2017-18)
- Atlanta Journal Constitution AAA Player of the Year in 2017
- Four-time AJC First Team AA/AAA All-State honoree
- The Augusta Chronicle Georgia Girls Basketball Player of the Year in 2018
- Four-time All-Georgia First Team
- Played AAU on the Georgia Sting, while being coach by former Duke standout and first round NBA draft pick, Will Avery

PERSONAL INFORMATION

- Born June 6, 2000
- Daughter of Crystal Davis
- Has one brother, Desmond Davis, and one sister, Desiree Davis
- Her cousin Alana Davis currently plays for the University of Memphis' women's basketball team
- Majoring in criminal justice

BENJAMIN'S GAME-BY-GAME STATS

2018-19

| Opponent | Date | Min | FG-FGA | 3FG-FGA | FT-FTA | Off-Def-Tot | PF | A | TO | Bk | Stl | Pts |
|------------------------|--------|------------|---------------|--------------|--------------|-----------------|-----------|-----------|-----------|----------|-----------|------------|
| Southeastern Louisiana | 11/7 | 14 | 3-7 | 1-3 | 4-7 | 3-1-4 | 1 | 1 | 1 | 0 | 0 | 11 |
| at Utah | 11/13 | 19 | 5-9 | 3-4 | 0-0 | 0-4-4 | 2 | 1 | 3 | 0 | 0 | 13 |
| at SMU | 11/15* | 19 | 0-6 | 0-3 | 2-2 | 1-2-3 | 3 | 0 | 0 | 0 | 0 | 2 |
| Clemson | 11/19 | 18 | 3-6 | 2-2 | 2-2 | 1-7-8 | 1 | 1 | 2 | 0 | 0 | 10 |
| Grambling State | 11/23 | 26 | 2-7 | 1-3 | 0-0 | 1-4-5 | 1 | 2 | 0 | 1 | 2 | 5 |
| Stetson | 11/27 | 24 | 3-6 | 2-4 | 5-6 | 4-5-9 | 1 | 1 | 2 | 0 | 2 | 13 |
| vs. Tulsa | 12/1 | 26 | 3-9 | 2-4 | 1-2 | 1-2-3 | 4 | 1 | 0 | 0 | 0 | 9 |
| vs. Louisiana Tech | 12/2* | 27 | 3-9 | 2-5 | 3-4 | 1-3-4 | 1 | 1 | 6 | 1 | 2 | 11 |
| South Alabama | 12/5 | 23 | 2-11 | 2-7 | 2-2 | 1-1-2 | 1 | 0 | 0 | 0 | 2 | 8 |
| Tulane | 12/8 | 19 | 2-6 | 0-2 | 0-0 | 0-4-4 | 3 | 0 | 2 | 0 | 0 | 4 |
| Northwestern State | 12/16 | 18 | 4-11 | 3-6 | 5-6 | 3-3-6 | 4 | 0 | 0 | 1 | 1 | 16 |
| vs. Virginia | 12/20* | 16 | 0-7 | 0-4 | 0-0 | 0-0-0 | 0 | 1 | 1 | 1 | 0 | 0 |
| vs. Miami (FL) | 12/21* | 16 | 1-9 | 1-4 | 0-0 | 1-0-1 | 1 | 0 | 0 | 0 | 0 | 3 |
| Auburn | 1/10 | 4 | 0-0 | 0-0 | 0-0 | 0-2-2 | 0 | 0 | 3 | 0 | 0 | 0 |
| at Texas A&M | 1/13 | 22 | 2-7 | 0-2 | 1-1 | 2-3-5 | 1 | 0 | 0 | 0 | 0 | 5 |
| Tennessee | 1/17 | 11 | 0-2 | 0-1 | 2-2 | 0-2-2 | 0 | 2 | 1 | 0 | 0 | 2 |
| LSU | 1/20 | 8 | 0-2 | 0-0 | 0-0 | 1-1-2 | 2 | 0 | 1 | 0 | 0 | 0 |
| at Arkansas | 1/24 | 27 | 4-8 | 3-6 | 2-2 | 1-3-4 | 0 | 1 | 2 | 0 | 0 | 13 |
| at Georgia | 1/27 | 34 | 4-5 | 2-3 | 1-2 | 1-5-6 | 2 | 3 | 1 | 0 | 1 | 11 |
| Mississippi State | 2/3 | 11 | 0-3 | 0-1 | 0-0 | 1-2-3 | 3 | 0 | 1 | 0 | 0 | 0 |
| at Florida | 2/7 | 17 | 1-3 | 0-0 | 0-0 | 1-2-3 | 0 | 1 | 2 | 0 | 0 | 2 |
| Kentucky | 2/11 | 16 | 1-3 | 1-2 | 0-0 | 0-0-0 | 0 | 1 | 2 | 0 | 0 | 3 |
| at Auburn | 2/17 | 20 | 1-7 | 1-4 | 2-4 | 1-0-1 | 2 | 1 | 2 | 0 | 1 | 5 |
| at Vanderbilt | 2/21 | 16 | 1-3 | 1-3 | 3-4 | 0-1-1 | 1 | 2 | 2 | 0 | 0 | 6 |
| Georgia | 2/24 | 16 | 2-4 | 0-1 | 0-0 | 1-3-4 | 0 | 0 | 0 | 0 | 1 | 4 |
| TOTALS | | 467 | 47-150 | 27-74 | 35-46 | 26-60-86 | 34 | 20 | 34 | 4 | 12 | 156 |

2019-20

| Opponent | Date | Min | FG-FGA | 3FG-FGA | FT-FTA | Off-Def-Tot | PF | A | TO | Bk | Stl | Pts |
|----------------------|-------|------------|---------------|--------------|--------------|------------------|-----------|-----------|-----------|----------|-----------|------------|
| Hampton | 11/6 | 10 | 1-7 | 0-3 | 0-1 | 1-2-3 | 0 | 0 | 1 | 0 | 0 | 2 |
| at Clemson | 11/12 | 10 | 2-4 | 0-2 | 1-2 | 0-0-0 | 2 | 0 | 0 | 0 | 1 | 5 |
| Mercer | 11/17 | 17 | 6-8 | 2-3 | 2-3 | 4-6-10 | 0 | 1 | 1 | 0 | 1 | 16 |
| at South Alabama | 11/21 | 16 | 2-5 | 0-1 | 1-2 | 1-5-6 | 2 | 0 | 1 | 0 | 1 | 5 |
| at Tulane | 11/24 | 16 | 0-3 | 0-2 | 1-2 | 1-2-3 | 0 | 2 | 0 | 0 | 0 | 1 |
| vs. Northern Iowa | 11/29 | 18 | 4-8 | 1-4 | 0-0 | 0-2-2 | 5 | 0 | 1 | 0 | 0 | 9 |
| vs. Southern Cal | 11/30 | 21 | 6-12 | 0-3 | 1-3 | 1-2-3 | 1 | 0 | 0 | 0 | 1 | 13 |
| Iowa State | 12/5 | 12 | 0-3 | 0-2 | 2-2 | 0-1-1 | 0 | 0 | 1 | 0 | 0 | 2 |
| Colgate | 12/8 | 19 | 3-4 | 0-0 | 1-2 | 1-4-5 | 0 | 0 | 1 | 0 | 1 | 7 |
| North Carolina | 12/15 | 15 | 4-6 | 0-0 | 3-3 | 0-1-1 | 2 | 0 | 1 | 0 | 0 | 11 |
| Bethune-Cookman | 12/17 | 27 | 3-6 | 0-0 | 9-12 | 3-8-11 | 2 | 0 | 6 | 0 | 0 | 15 |
| Radford | 12/20 | 21 | 3-7 | 1-2 | 1-1 | 1-3-4 | 2 | 1 | 0 | 0 | 0 | 8 |
| SE Louisiana | 12/29 | 16 | 4-5 | 1-1 | 2-3 | 1-4-5 | 0 | 0 | 1 | 0 | 0 | 11 |
| at LSU | 1/2 | 15 | 3-4 | 1-2 | 1-2 | 0-1-1 | 2 | 1 | 0 | 0 | 0 | 8 |
| South Carolina | 1/5 | 21 | 2-5 | 2-2 | 6-6 | 0-4-4 | 3 | 1 | 2 | 0 | 0 | 12 |
| Kentucky | 1/9 | 18 | 2-6 | 0-2 | 0-0 | 2-2-4 | 0 | 1 | 1 | 0 | 0 | 4 |
| at Auburn | 1/12 | 10 | 1-3 | 0-2 | 2-2 | 1-4-5 | 0 | 0 | 1 | 1 | 0 | 4 |
| at Tennessee | 1/20 | 23 | 3-6 | 1-1 | 0-0 | 0-3-3 | 0 | 2 | 1 | 0 | 1 | 7 |
| Texas A&M | 1/23 | 9 | 2-3 | 1-1 | 0-0 | 2-1-3 | 5 | 1 | 0 | 0 | 0 | 5 |
| Vanderbilt | 1/26 | 17 | 4-6 | 1-1 | 5-6 | 1-8-9 | 0 | 1 | 0 | 0 | 0 | 14 |
| Arkansas | 1/30 | 22 | 4-7 | 2-3 | 0-0 | 0-3-3 | 1 | 1 | 2 | 0 | 0 | 10 |
| at Ole Miss | 2/2 | 20 | 4-12 | 0-3 | 2-2 | 2-2-4 | 1 | 0 | 3 | 1 | 2 | 10 |
| at Kentucky | 2/6 | 15 | 3-6 | 0-0 | 0-0 | 0-2-2 | 0 | 0 | 2 | 0 | 0 | 6 |
| Auburn | 2/9* | 16 | 2-3 | 1-1 | 0-0 | 0-3-3 | 1 | 1 | 2 | 0 | 0 | 5 |
| at Georgia | 2/16* | 29 | 5-10 | 2-3 | 3-4 | 3-3-6 | 0 | 0 | 1 | 0 | 1 | 15 |
| Florida | 2/20* | 19 | 3-6 | 1-2 | 1-2 | 0-4-4 | 3 | 1 | 4 | 0 | 1 | 8 |
| at Mississippi State | 2/23* | 6 | 0-0 | 0-0 | 0-0 | 1-0-1 | 0 | 1 | 1 | 0 | 0 | 0 |
| TOTALS | | 458 | 76-155 | 17-46 | 44-60 | 26-80-106 | 32 | 13 | 37 | 2 | 10 | 213 |

*INDICATES GAMES STARTED



PLAYER PROFILES

CAREER STATS

| Year | GP | GS | Min | Avg | FG | FGA | Pct | 3FG | 3FGA | Pct | FT | FTA | Pct | Off | Def | Tot | Avg | PF | FO | A | TO | Bk | Stl | Pts | Avg |
|---------------|-----------|----------|------------|-------------|------------|------------|-------------|-----------|------------|-------------|-----------|------------|-------------|-----------|------------|------------|------------|-----------|----------|-----------|-----------|----------|-----------|------------|------------|
| 2018-19 | 25 | 4 | 467 | 18.7 | 47 | 150 | .313 | 27 | 74 | .365 | 35 | 46 | .761 | 26 | 60 | 86 | 3.4 | 34 | 0 | 20 | 34 | 4 | 12 | 156 | 6.2 |
| 2019-20 | 27 | 4 | 458 | 17.0 | 76 | 155 | .490 | 17 | 46 | .370 | 44 | 60 | .733 | 26 | 80 | 106 | 3.9 | 32 | 2 | 13 | 37 | 2 | 10 | 213 | 7.9 |
| TOTALS | 52 | 8 | 925 | 17.8 | 123 | 255 | .403 | 44 | 120 | .367 | 79 | 106 | .745 | 52 | 140 | 192 | 3.7 | 66 | 2 | 33 | 71 | 6 | 22 | 369 | 7.1 |

PLAYER PROFILES



12

6-1 • Junior

Forward

ALLIE CRAIG CRUCE

Killen, Ala. (Lauderdale County)

CAREER HIGHS

| | |
|-------------|---|
| Points | 12 vs. SE Louisiana (11/7/18) |
| Rebounds | 9 vs. Tulsa (12/1/18) |
| FG Made | 4 vs. Mercer (11/17/19) |
| FG Att. | 8 - 2X, last vs. Mercer (11/17/19) |
| 3PT FG Made | 2 at SMU (11/15/18) |
| 3PT FG Att. | 4 - 2X, last at Missouri (3/3/19) |
| FT Made | 6 vs. SE Louisiana (11/7/18) |
| FT Att. | 8 vs. SE Louisiana (11/7/18) |
| Assists | 5 vs. Northwestern State (12/16/18) |
| Steals | 2 - 2X, last vs. Tulsa (12/1/18) |
| Blocks | 2 vs. SE Louisiana (12/29/19) |
| Minutes | 24 - 2X, last vs. Northwestern St. (12/16/18) |

SEC HIGHS

| | |
|-------------|---------------------------------------|
| Points | 7 vs. Florida (1/3/19) |
| Rebounds | 5 vs. Vanderbilt (1/26/20) |
| FG Made | 3 vs. Vanderbilt (1/26/20) |
| FG Att. | 5 - 2X, last vs. Vanderbilt (1/26/20) |
| 3PT FG Made | 1 - 4X, last vs. Vanderbilt (1/26/20) |
| 3PT FG Att. | 4 at Missouri (3/3/19) |
| FT Made | 4 vs. Florida (1/3/19) |
| FT Att. | 6 vs. Florida (1/3/19) |
| Assists | 1 - 4X, last at Auburn (2/17/19) |
| Steals | 1 - 3X, last at Tennessee (1/20/20) |
| Blocks | 1 vs. Florida (1/3/19) |
| Minutes | 19 at Missouri (3/3/19) |

2019-20 SEASON HIGHS

| | |
|-------------|---------------------------------------|
| Points | 9 - 2X, last vs. Vanderbilt (1/26/20) |
| Rebounds | 5 vs. Vanderbilt (1/26/20) |
| FG Made | 4 vs. Mercer (11/17/19) |
| FG Att. | 8 vs. Mercer (11/17/19) |
| 3PT FG Made | 1 - 3X, last vs. Vanderbilt (1/26/20) |
| 3PT FG Att. | 2 - 2X, last vs. Arkansas (1/30/20) |
| FT Made | 2 - 2X, last vs. Missouri (3/1/20) |
| FT Att. | 2 - 2X, vs. Missouri (3/1/20) |
| Assists | 1 vs. Mercer (11/17/19) |
| Steals | 1 at Tennessee (1/20/20) |
| Blocks | 2 vs. SE Louisiana (12/29/19) |
| Minutes | 13 vs. Mercer (11/17/19) |

CAREER HIGHLIGHTS

- 2020 SEC Academic Honor Roll
- 2019 SEC First-Year Academic Honor Roll

SOPHOMORE (2019-20)

- Played in 15 games in her second year with the program
- Shot 55 percent (11-of-20) from the floor and 100 percent (4-of-4) from the free throw for the season
- Saw her first action of the season and put in nine points and three rebounds in the victory vs. Mercer (11/17)
- Tied her season-high with nine points and five rebounds against Vanderbilt (1/26)

FRESHMAN (2018-19)

- Played in all 31 games and started one game for the Tide
- Scored in double-figures in two games
- Finished ninth among SEC freshmen in FT% (70.8 percent)
- Added 12 points (6-of-8 from the free throw line) and six rebounds in her Alabama debut vs. SE Louisiana (11/7)
- Contributed nine points off the bench while shooting 3-of-4 from the floor to go along with two rebounds in the win over SMU (11/15)
- Had 10 points, three rebounds and two steals in her first career start versus Louisiana Tech (12/2)

PREP HIGHLIGHTS

- Rated as the No. 14 wing according to HoopGurlz ESPNW
- Times Daily Class 1A-3A All-Area Girls Basketball Player of the Year in 2017 and 2018
- Two-time AHSAA 3A Player of the Year in 2017 and 2018
- AL.com second team Super State selection in 2018
- First team 3A all-state all four years
- Two-time state champion at Lauderdale County (2014-15, 2015-16)
- Led Lauderdale County to a state championship runner-up finish in 2017-18
- All-county all four years
- Named regional MVP in 2016 and 2018
- AL.com Super-State honorable mention in 2016
- Played AAU basketball for the AL Southern Starz under head coach Brian Gafford

PERSONAL INFORMATION

- Born on March 29, 2000
- Nickname is "AC"
- Daughter of Bryan and Amy Cruce
- Has two sisters, Pariss Brown and Neeley Kelley
- Father, Bryan, played basketball at Tennessee Tech in 1980
- Majoring in communications



CRUCE'S GAME-BY-GAME STATS

2018-19

| Opponent | Date | Min | FG-FGA | 3FG-FGA | FT-FTA | Off-Def-Tot | PF | A | TO | Bk | Stl | Pts |
|------------------------|-------|------------|--------------|-------------|--------------|-----------------|-----------|-----------|-----------|----------|-----------|-----------|
| Southeastern Louisiana | 11/7 | 22 | 3-8 | 0-3 | 6-8 | 3-3-6 | 2 | 2 | 1 | 0 | 2 | 12 |
| at Utah | 11/13 | 9 | 0-2 | 0-1 | 0-0 | 0-0-0 | 1 | 1 | 1 | 0 | 1 | 0 |
| at SMU | 11/15 | 17 | 3-4 | 2-3 | 1-2 | 0-2-2 | 2 | 1 | 1 | 0 | 1 | 9 |
| Clemson | 11/19 | 9 | 1-3 | 1-2 | 0-0 | 0-1-1 | 1 | 0 | 2 | 0 | 0 | 3 |
| Grambling | 11/23 | 9 | 1-4 | 0-1 | 0-0 | 0-1-1 | 1 | 2 | 2 | 0 | 0 | 2 |
| Stetson | 11/27 | 13 | 1-2 | 1-2 | 0-0 | 0-3-3 | 2 | 1 | 0 | 0 | 1 | 3 |
| vs. Tulsa | 12/1 | 17 | 1-5 | 0-1 | 0-0 | 2-7-9 | 0 | 1 | 2 | 0 | 1 | 2 |
| vs. Louisiana Tech | 12/2* | 24 | 3-7 | 2-4 | 2-2 | 1-2-3 | 3 | 1 | 1 | 0 | 2 | 10 |
| South Alabama | 12/5 | 11 | 0-3 | 0-3 | 2-2 | 1-1-2 | 1 | 0 | 2 | 0 | 0 | 2 |
| Tulane | 12/8 | 7 | 0-1 | 0-0 | 0-0 | 0-1-1 | 1 | 1 | 1 | 0 | 0 | 0 |
| Northwestern State | 12/16 | 24 | 0-3 | 0-2 | 0-0 | 0-5-5 | 2 | 5 | 2 | 1 | 0 | 0 |
| vs. Virginia | 12/20 | 6 | 0-2 | 0-1 | 0-0 | 0-1-1 | 0 | 0 | 0 | 0 | 0 | 0 |
| vs. Miami (FL) | 12/21 | 9 | 0-2 | 0-2 | 0-0 | 0-1-1 | 1 | 0 | 0 | 0 | 0 | 0 |
| Florida | 1/3 | 17 | 1-4 | 1-3 | 4-6 | 0-2-2 | 0 | 1 | 0 | 1 | 0 | 7 |
| at South Carolina | 1/6 | 3 | 0-2 | 0-1 | 0-0 | 0-0-0 | 0 | 0 | 0 | 0 | 0 | 0 |
| Auburn | 1/10 | 5 | 0-0 | 0-0 | 0-0 | 0-0-0 | 0 | 0 | 0 | 0 | 0 | 0 |
| at Texas A&M | 1/13 | 12 | 1-4 | 1-3 | 2-2 | 1-0-1 | 4 | 1 | 0 | 0 | 0 | 5 |
| Tennessee | 1/17 | 2 | 0-0 | 0-0 | 0-0 | 0-0-0 | 1 | 0 | 0 | 0 | 0 | 0 |
| LSU | 1/20 | 4 | 0-0 | 0-0 | 0-0 | 0-1-1 | 1 | 1 | 0 | 0 | 0 | 0 |
| at Arkansas | 1/24 | 3 | 0-0 | 0-0 | 0-0 | 0-2-2 | 0 | 0 | 0 | 0 | 0 | 0 |
| at Georgia | 1/27 | 3 | 0-0 | 0-0 | 0-0 | 0-1-1 | 0 | 0 | 1 | 0 | 0 | 0 |
| Mississippi State | 2/3 | 5 | 0-1 | 0-1 | 0-0 | 1-1-2 | 0 | 0 | 0 | 0 | 0 | 0 |
| at Florida | 2/7 | 1 | 0-0 | 0-0 | 0-0 | 0-0-0 | 0 | 0 | 0 | 0 | 0 | 0 |
| Kentucky | 2/11 | 4 | 0-0 | 0-0 | 0-0 | 0-1-1 | 0 | 0 | 1 | 0 | 0 | 0 |
| at Auburn | 2/17 | 10 | 1-1 | 0-0 | 0-2 | 1-1-2 | 1 | 1 | 2 | 0 | 1 | 2 |
| at Vanderbilt | 2/21 | 12 | 0-0 | 0-0 | 0-0 | 0-3-3 | 2 | 0 | 3 | 0 | 0 | 0 |
| Georgia | 2/24 | 8 | 0-0 | 0-0 | 0-0 | 1-0-1 | 1 | 0 | 1 | 0 | 0 | 0 |
| Ole Miss | 2/28 | 7 | 0-0 | 0-0 | 0-0 | 1-0-1 | 2 | 0 | 2 | 0 | 0 | 0 |
| at Mizzou | 3/3 | 19 | 2-5 | 1-4 | 0-0 | 1-1-2 | 3 | 0 | 2 | 0 | 1 | 5 |
| vs. Vanderbilt | 3/6 | 6 | 1-1 | 0-0 | 0-0 | 0-1-1 | 1 | 0 | 0 | 0 | 0 | 2 |
| vs. Auburn | 3/7 | 6 | 0-1 | 0-1 | 0-0 | 0-0-0 | 1 | 1 | 0 | 0 | 0 | 0 |
| TOTALS | | 304 | 19-65 | 9-38 | 17-24 | 13-42-55 | 34 | 20 | 27 | 2 | 10 | 64 |

2019-20

| Opponent | Date | Min | FG-FGA | 3FG-FGA | FT-FTA | Off-Def-Tot | PF | A | TO | Bk | Stl | Pts |
|----------------------|-------|-----------|--------------|------------|------------|---------------|-----------|----------|----------|----------|----------|-----------|
| Mercer | 11/17 | 13 | 4-8 | 1-2 | 0-0 | 1-2-3 | 0 | 1 | 1 | 0 | 0 | 9 |
| at South Alabama | 11/21 | 0 | 0-0 | 0-0 | 0-0 | 0-0-0 | 0 | 0 | 0 | 0 | 0 | 0 |
| Colgate | 12/8 | 2 | 1-1 | 0-0 | 0-0 | 0-0-0 | 0 | 0 | 0 | 0 | 0 | 2 |
| Bethune-Cookman | 12/17 | 4 | 0-0 | 0-0 | 0-0 | 0-0-0 | 1 | 0 | 0 | 0 | 0 | 0 |
| Radford | 12/20 | 5 | 1-1 | 0-0 | 0-0 | 0-1-1 | 2 | 0 | 0 | 0 | 0 | 2 |
| SE Louisiana | 12/29 | 10 | 2-2 | 1-1 | 0-0 | 0-1-1 | 1 | 0 | 1 | 2 | 0 | 5 |
| Kentucky | 1/9 | 1 | 0-0 | 0-0 | 0-0 | 0-0-0 | 0 | 0 | 0 | 0 | 0 | 0 |
| at Auburn | 1/12 | 3 | 0-0 | 0-0 | 0-0 | 0-0-0 | 0 | 0 | 1 | 0 | 0 | 0 |
| at Tennessee | 1/20 | 2 | 0-0 | 0-0 | 0-0 | 0-0-0 | 0 | 0 | 0 | 0 | 1 | 0 |
| Vanderbilt | 1/26 | 12 | 3-5 | 1-1 | 2-2 | 3-2-5 | 4 | 0 | 0 | 0 | 0 | 9 |
| Arkansas | 1/30 | 7 | 0-2 | 0-2 | 0-0 | 0-1-1 | 0 | 0 | 2 | 0 | 0 | 0 |
| at Ole Miss | 2/2 | 2 | 0-0 | 0-0 | 0-0 | 0-0-0 | 0 | 0 | 0 | 0 | 0 | 0 |
| at Mississippi State | 2/23 | 1 | 0-0 | 0-0 | 0-0 | 0-0-0 | 0 | 0 | 0 | 0 | 0 | 0 |
| at Texas A&M | 2/27 | 2 | 0-0 | 0-0 | 0-0 | 0-0-0 | 1 | 0 | 1 | 0 | 0 | 0 |
| Missouri | 3/1 | 7 | 0-1 | 0-1 | 2-2 | 0-2-2 | 0 | 0 | 0 | 0 | 0 | 2 |
| vs. Georgia | 3/5 | 1 | 0-0 | 0-0 | 0-0 | 0-0-0 | 1 | 0 | 0 | 0 | 0 | 0 |
| TOTALS | | 72 | 11-20 | 3-7 | 4-4 | 4-9-13 | 10 | 1 | 6 | 2 | 1 | 29 |

*INDICATES GAMES STARTED



PLAYER PROFILES

CAREER STATS

| Year | GP | GS | Min | Avg | FG | FGA | Pct | 3FG | 3FGA | Pct | FT | FTA | Pct | Off | Def | Tot | Avg | PF | FO | A | TO | Bk | Stl | Pts | Avg |
|---------------|-----------|----------|------------|------------|-----------|-----------|-------------|-----------|-----------|-------------|-----------|-----------|-------------|-----------|-----------|-----------|------------|-----------|----------|-----------|-----------|----------|-----------|-----------|------------|
| 2018-19 | 31 | 1 | 304 | 9.8 | 19 | 65 | .292 | 9 | 38 | .237 | 17 | 24 | .708 | 13 | 42 | 55 | 1.8 | 34 | 0 | 20 | 27 | 2 | 10 | 64 | 2.1 |
| 2019-20 | 16 | 0 | 72 | 4.5 | 11 | 20 | .550 | 3 | 7 | .429 | 4 | 4 | 1.000 | 4 | 9 | 13 | 0.8 | 10 | 0 | 1 | 6 | 2 | 1 | 29 | 1.8 |
| TOTALS | 47 | 1 | 376 | 8.0 | 30 | 85 | .353 | 12 | 45 | .267 | 21 | 28 | .750 | 17 | 51 | 68 | 1.4 | 44 | 0 | 21 | 33 | 4 | 11 | 93 | 2.0 |

PLAYER PROFILES



23

5-9 • Junior

Guard

BRITTANY DAVIS

Manchester, Ga. (Greenville/Gulf Coast State Coll.)

CAREER HIGHS

| | |
|-------------|-------------------------------------|
| Points | 23 vs. UNC (12/15/19) |
| Rebounds | 5 - 2X, last vs. Georgia (3/5/20) |
| FG Made | 10 vs. UNC (12/15/19) |
| FG Att. | 12 vs. UNC (12/15/19) |
| 3PT FG Made | 4 vs. Vanderbilt (1/26/20) |
| 3PT FG Att. | 9 vs. Auburn (2/9/20) |
| FT Made | 3 - 2X, last vs. Radford (12/20/19) |
| FT Att. | 4 - 5X, last at Kentucky (2/6/20) |
| Assists | 3 vs. Colgate (12/8/19) |
| Steals | 4 vs. Vanderbilt (1/26/20) |
| Blocks | |
| Minutes | 27 vs. Radford (12/27/19) |

SEC HIGHS

| | |
|-------------|---------------------------------------|
| Points | 15 vs. Vanderbilt (1/26/20) |
| Rebounds | 4 vs. Auburn (2/9/20) |
| FG Made | 5 vs. Vanderbilt (1/26/20) |
| FG Att. | 11 - 2X, last vs. Auburn (2/9/20) |
| 3PT FG Made | 4 vs. Vanderbilt (1/26/20) |
| 3PT FG Att. | 9 vs. Auburn (2/9/20) |
| FT Made | 2 - 4X, last vs. Auburn (2/9/20) |
| FT Att. | 4 - 2X, last at Kentucky (2/6/20) |
| Assists | 2 - 3X, last vs. Vanderbilt (1/26/20) |
| Steals | 4 vs. Vanderbilt (1/26/20) |
| Blocks | |
| Minutes | 24 - 2X, last vs. Arkansas (1/30/20) |

2019-20 SEASON HIGHS

| | |
|-------------|---------------------------------------|
| Points | 23 vs. UNC (12/15/19) |
| Rebounds | 5 - 2X, last vs. Georgia (3/5/20) |
| FG Made | 10 vs. UNC (12/15/19) |
| FG Att. | 12 vs. UNC (12/15/19) |
| 3PT FG Made | 4 vs. Vanderbilt (1/26/20) |
| 3PT FG Att. | 9 vs. Auburn (2/9/20) |
| FT Made | 3 - 2X, last vs. Radford (12/20/19) |
| FT Att. | 4 - 4X, last vs. Vanderbilt (1/26/20) |
| Assists | 3 vs. Colgate (12/8/19) |
| Steals | 4 vs. Vanderbilt (1/26/20) |
| Blocks | |
| Minutes | 27 vs. Radford (12/27/19) |

CAREER HIGHLIGHTS

- SEC Player of the Week (12/17/19)
- College Sports Madness National Player of the Week (12/16/19)
- NCAA Starting Five (12/18/19)

SOPHOMORE (2019-20)

- Played in all 30 games
- Averaged 6.6 points and 2.0 rebounds per game
- Third on the team in three-point makes with 32
- Added 13 points including going 3-of-6 from beyond the three-point line in her first career game against Hampton (11/6)
- Put in 12 points on 5-of-8 shooting in the win vs. Mercer (11/17)
- Dropped in 12 points, including going 3-of-6 from beyond the arc against Iowa State (12/5)
- Knocked down three shots from behind the three-point line on her way to 11 points off the bench vs. Colgate (12/8)
- Poured in a career-high 23 points (10-of-12 shooting) to go along with a career-best five rebounds in the win over UNC (12/15)
- Knocked in a career-best four three-pointers (4-of-6) and four steals on her way to 15 points in the win against Vanderbilt (1/26)
- Chipped in 12 points off the bench in the win over Auburn (2/9)
- Added 14 points on 6-of-7 shooting to go along with five rebounds in the SEC Tournament loss to Georgia (3/5)

AT GULF COAST STATE COLLEGE (2018-19)

- Won the 2019 NJCAA National Championship
- Pan Handle Conference Freshman of the Year
- NJCAA All-Tournament Team
- Led the Gulf Coast State with 16 points in the National Championship Game
- Finished No. 15 in the nation with 83 three-point makes in 2018-19
- Averaged 16.4 points and 4.4 rebounds per game

PREP HIGHLIGHTS

- Averaged 32 points and 11 rebounds per game in her senior year at Greenville High School in Greenville, Ga.
- Led Greenville to its first State Championship in history in 2018
- Also played softball for two years and volleyball for three years in high school

PERSONAL INFORMATION

- Born on Nov. 11, 1999 in LaGrange, Ga.
- Daughter of Vex and Latonya Farley
- Has three brothers, Cameron Farley, Kingston Reeves and Jumanne Brawner
- Has one sister, Ashley Farley
- Majoring in education



DAVIS' GAME-BY-GAME STATS

2019-20

| Opponent | Date | Min | FG-FGA | 3FG-FGA | FT-FTA | Off-Def-Tot | PF | A | TO | Blk | Stl | Pts |
|----------------------|-------|------------|---------------|---------------|--------------|-----------------|-----------|-----------|-----------|----------|-----------|------------|
| Hampton | 11/6 | 21 | 4-10 | 3-6 | 2-2 | 1-3-4 | 2 | 0 | 2 | 0 | 0 | 13 |
| at Clemson | 11/12 | 21 | 2-7 | 1-5 | 3-4 | 2-1-3 | 1 | 1 | 3 | 0 | 1 | 8 |
| Mercer | 11/17 | 19 | 5-8 | 2-2 | 0-0 | 0-3-3 | 2 | 1 | 2 | 0 | 1 | 12 |
| at South Alabama | 11/21 | 17 | 1-6 | 0-3 | 0-0 | 0-1-1 | 1 | 1 | 1 | 0 | 3 | 2 |
| at Tulane | 11/24 | 10 | 2-2 | 1-1 | 0-0 | 0-0-0 | 0 | 0 | 0 | 0 | 0 | 5 |
| vs. Northern Iowa | 11/29 | 7 | 1-2 | 0-1 | 0-0 | 0-0-0 | 3 | 0 | 1 | 0 | 0 | 2 |
| vs. Southern Cal | 11/30 | 18 | 0-8 | 0-4 | 1-2 | 2-2-4 | 2 | 0 | 2 | 0 | 0 | 1 |
| Iowa State | 12/5 | 15 | 4-7 | 3-6 | 1-2 | 0-1-1 | 1 | 1 | 1 | 0 | 0 | 12 |
| Colgate | 12/8 | 24 | 4-9 | 3-8 | 0-0 | 0-3-3 | 1 | 3 | 1 | 0 | 1 | 11 |
| North Carolina | 12/15 | 24 | 10-12 | 3-5 | 0-0 | 0-5-5 | 2 | 2 | 1 | 0 | 0 | 23 |
| Bethune-Cookman | 12/17 | 24 | 2-10 | 0-4 | 0-0 | 1-2-3 | 2 | 0 | 1 | 0 | 0 | 4 |
| Radford | 12/20 | 27 | 3-5 | 2-3 | 3-4 | 0-1-1 | 2 | 2 | 1 | 0 | 0 | 11 |
| SE Louisiana | 12/29 | 18 | 1-7 | 0-2 | 3-4 | 0-2-2 | 1 | 2 | 0 | 0 | 0 | 5 |
| at LSU | 1/2 | 10 | 0-4 | 0-1 | 0-0 | 0-0-0 | 0 | 0 | 3 | 0 | 0 | 0 |
| South Carolina | 1/5 | 6 | 0-2 | 0-0 | 0-0 | 0-1-1 | 0 | 0 | 2 | 0 | 0 | 0 |
| Kentucky | 1/9 | 9 | 1-1 | 0-0 | 1-2 | 0-1-1 | 1 | 0 | 3 | 0 | 0 | 3 |
| at Auburn | 1/12 | 18 | 1-5 | 1-3 | 0-0 | 0-3-3 | 4 | 2 | 3 | 0 | 2 | 3 |
| at Tennessee | 1/20 | 15 | 0-5 | 0-4 | 2-2 | 1-1-2 | 0 | 1 | 1 | 0 | 0 | 2 |
| Texas A&M | 1/23 | 10 | 1-5 | 0-1 | 0-0 | 1-1-2 | 0 | 2 | 0 | 0 | 0 | 2 |
| Vanderbilt | 1/26 | 24 | 5-11 | 4-6 | 1-4 | 1-0-1 | 3 | 2 | 2 | 0 | 4 | 15 |
| Arkansas | 1/30 | 24 | 3-6 | 1-4 | 2-2 | 0-1-1 | 2 | 1 | 2 | 0 | 0 | 9 |
| at Ole Miss | 2/2 | 10 | 0-1 | 0-1 | 0-0 | 0-3-3 | 1 | 1 | 0 | 0 | 0 | 0 |
| at Kentucky | 2/6 | 24 | 2-3 | 1-1 | 1-1 | 0-1-1 | 1 | 2 | 3 | 0 | 0 | 6 |
| Auburn | 2/9 | 21 | 4-11 | 2-9 | 2-2 | 1-3-4 | 3 | 1 | 0 | 0 | 1 | 12 |
| at Georgia | 2/16 | 12 | 1-2 | 0-0 | 1-2 | 0-1-1 | 0 | 0 | 2 | 0 | 1 | 3 |
| Florida | 2/20 | 14 | 2-6 | 1-4 | 0-0 | 0-1-1 | 1 | 1 | 2 | 0 | 2 | 5 |
| at Mississippi State | 2/23 | 9 | 1-3 | 0-2 | 0-0 | 0-0-0 | 1 | 0 | 2 | 0 | 0 | 2 |
| at Texas A&M | 2/27 | 4 | 1-3 | 0-2 | 0-0 | 0-1-1 | 1 | 0 | 1 | 0 | 0 | 2 |
| Missouri | 3/1 | 14 | 3-4 | 1-2 | 0-0 | 0-2-2 | 0 | 1 | 1 | 0 | 0 | 7 |
| vs. Georgia | 3/5 | 26 | 6-7 | 2-3 | 0-1 | 2-3-5 | 3 | 1 | 2 | 0 | 1 | 14 |
| TOTALS | | 490 | 71-179 | 32-100 | 24-37 | 12-47-59 | 40 | 26 | 42 | 0 | 17 | 198 |

*INDICATES GAMES STARTED



PLAYER PROFILES

CAREER STATS

| Year | GP | GS | Min | Avg | FG | FGA | Pct | 3FG | 3FGA | Pct | FT | FTA | Pct | Off | Def | Tot | Avg | PF | FO | A | TO | Blk | Stl | Pts | Avg |
|---------------|-----------|----------|------------|-------------|-----------|------------|-------------|-----------|------------|-------------|-----------|-----------|-------------|-----------|-----------|-----------|------------|-----------|----------|-----------|-----------|----------|-----------|------------|------------|
| 2019-20 | 30 | 0 | 490 | 16.3 | 71 | 179 | .397 | 32 | 100 | .320 | 24 | 37 | .649 | 12 | 47 | 59 | 2.0 | 40 | 0 | 26 | 42 | 0 | 17 | 198 | 6.6 |
| TOTALS | 30 | 0 | 490 | 16.3 | 71 | 179 | .397 | 32 | 100 | .320 | 24 | 37 | .649 | 12 | 47 | 59 | 2.0 | 40 | 0 | 26 | 42 | 0 | 17 | 198 | 6.6 |

PLAYER PROFILES



0

5-9 • Sophomore

Guard

AHRIAHNA GRIZZLE

Toronto, Canada (Bill Crothers Secondary School)

CAREER HIGHS

| | |
|-------------|---------------------------------------|
| Points | 4 vs. SE Louisiana (12/29/19) |
| Rebounds | 1 - 3X, last vs. Vanderbilt (1/26/20) |
| FG Made | 2 vs. SE Louisiana (12/29/19) |
| FG Att. | 4 vs. SE Louisiana (12/29/19) |
| 3PT FG Made | 1 vs. Vanderbilt (1/26/20) |
| 3PT FG Att. | 1 - 3X, last vs. Vanderbilt (1/26/20) |
| FT Made | |
| FT Att. | |
| Assists | 1 vs. SE Louisiana (12/29/19) |
| Steals | 2 vs. Vanderbilt (1/26/20) |
| Blocks | 1 vs. Vanderbilt (1/26/20) |
| Minutes | 10 vs. SE Louisiana (12/29/19) |

SEC HIGHS

| | |
|-------------|----------------------------|
| Points | 3 vs. Vanderbilt (1/26/20) |
| Rebounds | 1 vs. Vanderbilt (1/26/20) |
| FG Made | 1 vs. Vanderbilt (1/26/20) |
| FG Att. | 3 vs. Vanderbilt (1/26/20) |
| 3PT FG Made | 1 vs. Vanderbilt (1/26/20) |
| 3PT FG Att. | 1 vs. Vanderbilt (1/26/20) |
| FT Made | |
| FT Att. | |
| Assists | |
| Steals | 2 vs. Vanderbilt (1/26/20) |
| Blocks | |
| Minutes | 9 vs. Vanderbilt (1/26/20) |

2019-20 SEASON HIGHS

| | |
|-------------|---------------------------------------|
| Points | 4 vs. SE Louisiana (12/29/19) |
| Rebounds | 1 - 3X, last vs. Vanderbilt (1/26/20) |
| FG Made | 2 vs. SE Louisiana (12/29/19) |
| FG Att. | 4 vs. SE Louisiana (12/29/19) |
| 3PT FG Made | 1 vs. Vanderbilt (1/26/20) |
| 3PT FG Att. | 1 - 3X, last vs. Vanderbilt (1/26/20) |
| FT Made | |
| FT Att. | |
| Assists | 1 vs. SE Louisiana (12/29/19) |
| Steals | 2 vs. Vanderbilt (1/26/20) |
| Blocks | 1 vs. Vanderbilt (1/26/20) |
| Minutes | 10 vs. SE Louisiana (12/29/19) |

CAREER HIGHLIGHTS

- 2020 SEC First-Year Academic Honor Roll

FRESHMAN (2019-20)

- Appeared in seven games
- Saw her first career action against Mercer (11/17)
- Scored her first points of her Alabama career with four points against SE Louisiana (12/29)
- Knocked down her first career three-pointer against Vanderbilt (1/26)

PREP HIGHLIGHTS

- Played for head coach Jodi Gram at Bill Crothers Secondary School in Markham, Ontario
- 2019 Inaugural Biosteel All-Canadian Game Selection
- 2019 Biosteel Female 3-point Champion
- 2019 OSBA Second Team All-Star
- 2019 Best in Prep All-Star Selection
- 2019 Across Borders War Games MVP

- Top five in assists and steals in the OSBA 2018-19 season
- Averaged 13.7 points, 5.6 assists and 3.7 steals her senior year
- Played club ball for Paul Weeks with the Scarborough Blues Association
- 2019 JUEL Champions
- 2019 JUEL All-Star Game MVP
- 2019 JUEL First Team All-Star
- Finished 23-0 and JUEL champions in 2018
- Played on the U-15 Canadian National Championship team in 2014

PERSONAL INFORMATION

- Born on April 14, 2001
- Daughter of Pamela Grizzle
- Major is undecided

GRIZZLE'S GAME-BY-GAME STATS

2019-20

| Opponent | Date | Min | FG-FGA | 3FG-FGA | FT-FTA | Off-Def-Tot | PF | A | TO | Blk | Stl | Pts |
|---------------|-------|-----------|-------------|------------|------------|--------------|----------|----------|----------|----------|----------|----------|
| Mercer | 11/17 | 10 | 0-2 | 0-1 | 0-0 | 0-1-1 | 0 | 0 | 0 | 0 | 0 | 0 |
| Iowa State | 12/5 | 1 | 0-1 | 0-0 | 0-0 | 0-0-0 | 0 | 0 | 0 | 0 | 0 | 0 |
| Colgate | 12/8 | 2 | 0-0 | 0-0 | 0-0 | 0-0-0 | 0 | 0 | 0 | 0 | 0 | 0 |
| Radford | 12/20 | 3 | 0-1 | 0-0 | 0-0 | 0-0-0 | 0 | 0 | 0 | 0 | 0 | 0 |
| SE Louisiana | 12/29 | 7 | 2-4 | 0-1 | 0-0 | 0-1-1 | 0 | 1 | 0 | 0 | 0 | 4 |
| at Auburn | 1/12 | 1 | 0-0 | 0-0 | 0-0 | 0-0-0 | 0 | 0 | 0 | 0 | 0 | 0 |
| Vanderbilt | 1/26 | 9 | 1-3 | 1-1 | 0-0 | 0-1-1 | 3 | 0 | 0 | 0 | 2 | 3 |
| TOTALS | | 33 | 3-11 | 1-3 | 0-0 | 0-3-3 | 3 | 1 | 0 | 0 | 2 | 7 |

PLAYER PROFILES



CAREER STATS

| Year | GP | GS | Min | Avg | FG | FGA | Pct | 3FG | 3FGA | Pct | FT | FTA | Pct | Off | Def | Tot | Avg | PF | FO | A | TO | Bk | Stl | Pts | Avg |
|---------|----|----|-----|-----|----|-----|------|-----|------|------|----|-----|------|-----|-----|-----|-----|----|----|---|----|----|-----|-----|-----|
| 2019-20 | 7 | 0 | 33 | 4.7 | 3 | 11 | .273 | 1 | 3 | .333 | 0 | 0 | .000 | 0 | 3 | 3 | 0.4 | 3 | 0 | 1 | 0 | 0 | 2 | 7 | 1.0 |
| TOTALS | 7 | 0 | 33 | 4.7 | 3 | 11 | .273 | 1 | 3 | .333 | 0 | 0 | .000 | 0 | 3 | 3 | 0.4 | 3 | 0 | 1 | 0 | 0 | 2 | 7 | 1.0 |

PLAYER PROFILES



11

5-8 • Sophomore

Guard

DESTINY RICE

Shreveport, La. (North Caddo Magnet)

CAREER HIGHS

| | |
|-------------|---------------------------------------|
| Points | 6 vs. Vanderbilt (1/26/20) |
| Rebounds | 1 - 3X, last vs. Vanderbilt (1/26/20) |
| FG Made | 2 - 2X, last vs. Vanderbilt (1/26/20) |
| FG Att. | 3 - 2X, last vs. Vanderbilt (1/26/20) |
| 3PT FG Made | 1 vs. Vanderbilt (1/26/20) |
| 3PT FG Att. | 1 - 2X, last vs. Vanderbilt (1/26/20) |
| FT Made | 1 - 3X, last vs. Vanderbilt (1/26/20) |
| FT Att. | 4 vs. Vanderbilt (1/26/20) |
| Assists | 1 - 2X, last vs. Vanderbilt (1/26/20) |
| Steals | 1 vs. SE Louisiana (12/29/19) |
| Blocks | |
| Minutes | 10 vs. SE Louisiana (12/29/19) |

SEC HIGHS

| | |
|-------------|----------------------------|
| Points | 6 vs. Vanderbilt (1/26/20) |
| Rebounds | 1 vs. Vanderbilt (1/26/20) |
| FG Made | 2 vs. Vanderbilt (1/26/20) |
| FG Att. | 3 vs. Vanderbilt (1/26/20) |
| 3PT FG Made | 1 vs. Vanderbilt (1/26/20) |
| 3PT FG Att. | 1 vs. Vanderbilt (1/26/20) |
| FT Made | 1 vs. Vanderbilt (1/26/20) |
| FT Att. | 4 vs. Vanderbilt (1/26/20) |
| Assists | 1 vs. Vanderbilt (1/26/20) |
| Steals | |
| Blocks | |
| Minutes | 7 vs. Vanderbilt (1/26/20) |

2019-20 SEASON HIGHS

| | |
|-------------|---------------------------------------|
| Points | 6 vs. Vanderbilt (1/26/20) |
| Rebounds | 1 - 3X, last vs. Vanderbilt (1/26/20) |
| FG Made | 2 - 2X, last vs. Vanderbilt (1/26/20) |
| FG Att. | 3 - 2X, last vs. Vanderbilt (1/26/20) |
| 3PT FG Made | 1 vs. Vanderbilt (1/26/20) |
| 3PT FG Att. | 1 - 2X, last vs. Vanderbilt (1/26/20) |
| FT Made | 1 - 3X, last vs. Vanderbilt (1/26/20) |
| FT Att. | 4 vs. Vanderbilt (1/26/20) |
| Assists | 1 - 2X, last vs. Vanderbilt (1/26/20) |
| Steals | 1 vs. SE Louisiana (12/29/19) |
| Blocks | |
| Minutes | 10 vs. Vanderbilt (1/26/20) |

CAREER HIGHLIGHTS

- 2020 SEC First-Year Academic Honor Roll
- 2020 Unsung Hero Award (Crimson Choice Awards)

FRESHMAN (2019-20)

- Played in eight games in her freshman campaign
- Saw her first career minutes and scored her first point against Mercer (11/17)
- Had four points in the win against SE Louisiana (12/29)
- Put in a career-high six points in the victory over Vanderbilt (1/26)

PREP HIGHLIGHTS

- Four-star recruit and No. 78 overall in the 2019 class on the ESPNW 100
- Two-time 2A State Champion at North Caddo Magnet High School
- 2019 All-City MVP
- 2019 McDonald's All-American Nominee
- Four-time First Team All-District
- Two-time All-State MVP
- Two-time First Team All-State

- 2018-19 Louisiana High School All-Star Game Selection
- Three-time First Team All-City
- 2018 State Championship MVP
- Broke the record at North Caddo for most three-pointers in a game (10)
- Scored 57 points in a game with North Caddo in 2018
- Played for coaches Rickey Evans and Brian Shyne
- Was a member of the National Honors Society and graduated top 10 in her class with a 4.7 GPA

PERSONAL INFORMATION

- Born May 29, 2001
- Daughter of Gregory and Flatariun Rice
- Has two brothers, Darrius and Darriun
- Cousin, Devin White was an All-American linebacker at LSU and was drafted No. 5 overall in the 2019 NFL Draft by the Tampa Bay Buccaneers
- Cousin, Zikerrion Baker currently plays linebacker for Ole Miss
- Majoring in kinesiology

RICE'S GAME-BY-GAME STATS

2019-20

| Opponent | Date | Min | FG-FGA | 3FG-FGA | FT-FTA | Off-Def-Tot | PF | A | TO | Blk | Stl | Pts |
|----------------------|-------|-----------|------------|------------|-------------|--------------|----------|----------|----------|----------|----------|-----------|
| Mercer | 11/17 | 8 | 0-1 | 0-0 | 1-2 | 0-1-1 | 1 | 0 | 0 | 0 | 0 | 1 |
| Radford | 12/20 | 3 | 1-1 | 0-0 | 1-3 | 0-1-1 | 1 | 0 | 0 | 0 | 0 | 3 |
| SE Louisiana | 12/29 | 10 | 2-3 | 0-1 | 0-1 | 0-1-1 | 2 | 1 | 1 | 0 | 1 | 4 |
| at Auburn | 1/12 | 2 | 0-0 | 0-0 | 0-0 | 0-0-0 | 0 | 0 | 0 | 0 | 0 | 0 |
| Vanderbilt | 1/26 | 7 | 2-3 | 1-1 | 1-4 | 0-1-1 | 3 | 1 | 1 | 0 | 0 | 6 |
| at Kentucky | 2/6 | 1 | 0-0 | 0-0 | 0-0 | 0-0-0 | 0 | 0 | 0 | 0 | 0 | 0 |
| at Mississippi State | 2/23 | 3 | 0-1 | 0-0 | 0-0 | 0-0-0 | 0 | 0 | 0 | 0 | 0 | 0 |
| at Kentucky | 2/27 | 1 | 0-0 | 0-0 | 0-0 | 0-0-0 | 0 | 0 | 0 | 0 | 0 | 0 |
| TOTALS | | 35 | 5-9 | 1-2 | 3-10 | 0-4-4 | 7 | 2 | 2 | 0 | 1 | 14 |

PLAYER PROFILES



CAREER STATS

| Year | GP | GS | Min | Avg | FG | FGA | Pct | 3FG | 3FGA | Pct | FT | FTA | Pct | Off | Def | Tot | Avg | PF | FO | A | TO | Blk | Stl | Pts | Avg |
|---------|----|----|-----|-----|----|-----|------|-----|------|------|----|-----|------|-----|-----|-----|-----|----|----|---|----|-----|-----|-----|-----|
| 2019-20 | 8 | 0 | 35 | 4.4 | 5 | 9 | .556 | 1 | 2 | .500 | 3 | 10 | .300 | 0 | 4 | 4 | 0.5 | 7 | 0 | 2 | 2 | 0 | 1 | 14 | 1.8 |
| TOTALS | 8 | 0 | 35 | 4.4 | 5 | 9 | .556 | 1 | 2 | .500 | 3 | 10 | .300 | 0 | 4 | 4 | 0.5 | 7 | 0 | 2 | 2 | 0 | 1 | 14 | 1.8 |

PLAYER PROFILES



32

6-3 • Sophomore

Forward

ALANA BUSBY-DUNPHY

Eureka, Calif. (Eureka/Dodge City CC)

AT DODGE CITY CC (2018-20)

- Averaged 4.5 points, 5.4 rebounds and 2.5 blocks per game for the Conquistadors in 2019-20
- Had two double-doubles and 23 multi-block games in 2019-20
- Fractured her foot in 2018-19 season at Dodge City, had to redshirt

PREP HIGHLIGHTS

- Attended Eureka High School in her hometown of Eureka, California
- In addition to playing basketball, competed on the track & field team
- Played AAU with the Oakland Soldiers under coach Pico Wilburn

PERSONAL INFORMATION

- Born September 19, 2000 in Arcata, Calif.
- Daughter of Alia Dunphy
- Majoring in criminal justice





15

6-0 • Freshman

Guard/
Forward

MYRA GORDON

Fort Worth, Texas (L.D. Bell)

PREP HIGHLIGHTS

- Four star recruit according to ESPNW
- Ranked No. 100 overall in the 2020 class on ESPNW 100
- 2020 McDonald’s All-American nominee
- Scored 2,405 career points at L.D. Bell which is the second most in school history behind her sister Alexis
- Named the District MVP her junior & senior season
- All-state TGCA in 2018, 2019 & 2020
- All-state TABC in 2019 & 2020
- 2019 Fort Worth Star-Telegram Player of the Year
- Dallas Morning News first team in 2019; second team in 2020
- Star-Telegram first team in 2018 & 2020
- Academic all-state in 2019 & 2020
- Academic all-district all four years
- Set the school record in single-season points scored after totaling 925 points her junior season
- Averaged 27.3 points per game her junior year, which was also a school record
- Set a school record with 53 points in a game in her sophomore campaign
- Tabbed the district offensive player of the year in her sophomore season
- Named first team all district her freshman year
- Invited to USA Basketball U17 Trials during sophomore year
- Played AAU with Proskills under coach Earl Rooks

PERSONAL INFORMATION

- Born on November 12, 2001
- Daughter of Myron and Kim Gordon
- Mom and dad both played basketball at TCU
- Has one sister, Alexis and one brother, Myron
- Sister Alexis Gordon, currently plays at Texas Tech after transferring from Uconn
- Majoring in broadcasting and journalism



PLAYER PROFILES



2

5-6 • Junior

Guard

KEYARA JONES

Heidelberg, Miss. (Heidelberg/Jones County CC)

AT JONES COUNTY CC (2018-20)

- 2019-20 WBCA All-American First Team
- NJCAA All-American in 2018-19 & 2019-20
- Played in the NJCAA All-Star Game in 2019-20
- All-MACJA/Region 23 Team in 2018-19 & 2019-20
- Led Jones County to a regional title and a top 10 national ranking in both seasons

AT ARKANSAS-LITTLE ROCK (2017-18)

- Did not play due to stress fracture in left tibia

PREP HIGHLIGHTS

- Played at Heidelberg High School under coach Deneshia Faulkner
- Averaged 20 points per game her senior season
- McDonald's All-American nominee
- Played in the Mississippi/Alabama all-star game
- Clarion Ledger Dandy Dozen in 2015 & 2016
- Named District MVP two times
- Helped the Lady Oilers to a South State Title in 2016
- Also competed on the track team
- Additionally was in band and on the dance team
- Played AAU with South MS Elite under coach Burnell Wesco

PERSONAL INFORMATION

- Born December 4, 1998 in Laurel, Miss.
- Daughter of Sedric Wheaton and Christina Arrington
- Has one sister, Tyesha Jones
- Majoring in general studies





20

6-5 • Junior

Center

RUTH KOANG

Rochester, N.Y. (North Caddo Magnet)

AT SOUTH PLAINS COLLEGE (2018-20)

- In 2019-20, averaged 10.6 points and 7.2 rebounds, while shooting an impressive 60 percent from the floor and swatting 1.6 blocks per contest
- Helped lead the Lady Texan to a 32-1 record in 2019-20 as the team was the Western Junior College Athletic Conference and Region 5 Champions
- Earned all-conference honors for her efforts in her sophomore campaign
- Averaged 6.6 points and 4.8 rebounds as a freshman in 2018-19

PERSONAL INFORMATION

- Graduated from Young Women’s College Prep in 2018
- Attended Our Lady of Mercy High School and was the 2017 Defensive Player of the Year
- Named All-Conference and All-Greater Rochester Second Team in 2017
- Went to Austin High School and was named the Rookie of the Year in 2015 and All-Conference in 2016
- Played AAU with the NY City Rocks under coach Keith Danzy

PERSONAL INFORMATION

- Born February 22, 1999 in Rochester, N.Y.
- Major is undecided



PLAYER PROFILES



4

5-4 • Junior

Guard

TAYLOR SUTTON

Atlanta, Ga. (Greater Atlanta Christian/Middle Tenn.)

CAREER HIGHLIGHTS

- C-USA Freshman of the Year, 2019
- C-USA All-Freshman Team, 2019
- C-USA Commissioner's Honor Roll, 2019
- USBWA National Freshman of the Week, 1/2019
- 4-time C-USA Freshman of the Week: 11/26, 12/10, 1/14, 1/21
- MVP Lady Rebel Roundup, 11/2018

AT MIDDLE TENNESSEE (2019-20)

- 10th on MT single-season 3-point field goals made list with 75
- Ninth on MT career 3-point FG% list with a .353 mark (140-of-397)
- Surpassed the 500-point mark for career in 44th game at Belmont
- 45th nationally for 3-point field goals made (76)
- Ranked 50th nationally and third in C-USA for 3-pointers per game (2.5)
- Has connected for three-plus 3-pointers in 27 career games, including 15 this season
- Poured in career-high seven 3-pointers to lead comeback win at Tulane. Five of the seven 3s came during the second half, connecting for three in the final four minutes as MT overcame two 16-point deficits
- Led MT with four 3-pointers at East Carolina
- Career high for points (27), field goals (9) and steals (4) in win vs. Auburn at the Gulf Coast Showcase. Connected on 6-of-12 3-point attempts
- Game-high 20 points in perfect shooting game vs. Lipscomb, going 7-of-7 from the field, including 4-of-4 from 3-point range and 2-of-2 at the FT line

- Career-high eight rebounds at Marshall
- Tied career high with four steals vs. Florida Atlantic
- Game-high 25 points on 10-of-17 shooting at Southern Miss. The 10 field goals are a career high
- 35-plus minutes in 21 games, including four with 40

AT MIDDLE TENNESSEE (2018-19)

- First true freshman to start the season opener at point guard for MT since Shanice Cason (2011) when she started vs. Vanderbilt (11/9/18)
- Started all but one game (Senior Night)
- 20 double-figure scoring games, including 11 vs. C-USA foes
- Averaged 13.3 ppg and 2.75 apg during C-USA Championships
- Netted 17 points on 6-of-12 shooting vs. UAB in C-USA semis (3/15/19)
- 15 points on 6-of-8 shooting vs. IUPUI in WNIT Round 1
- Scored nine points in 20 minutes in college debut against Vanderbilt
- Game-high 18 points on 6-of-6 shooting from 3-point range against Furman (11/11/18)
- Career highs for assists (4) and minutes (21) against Miss. Valley
- MVP of the UNLV Lady Rebel Roundup after averaging 19.5 points and knocking down seven 3-pointers to lead MT to the title
- During tourney established career highs for points (22), field goals made (8), free

- throws made (3), rebounds (3) and steals (3)
- Established career high for points (25) & FTs (7) in comeback win at Troy. Scored 14 of the 25 in decisive fourth quarter, including eight in the final 2:59
- Provided 15 points in win against Southern Miss
- Only two turnovers in 57 minutes of action vs. Southern Miss and LA Tech
- Poured in 19 at ODU, which is a C-USA high for Sutton

PREP HIGHLIGHTS

- Three-year letterwinner for Head Coach Lady Grooms at Greater Atlanta Christian
- Led Greater Atlanta Christian to a 67-23 mark in three varsity seasons
- Averaged 16.6 points, 3.4 rebounds, 3.1 steals and 2.9 assists in helping lead Greater Atlanta Christian to the Class AAA finals of the Georgia State Tournament
- Jet-quick combo guard who is dynamic off the bounce and brings a mid-range threat to the arc

PERSONAL INFORMATION

- Born March 12
- Daughter of Arthur and Melisha Sutton
- Majoring in business/marketing



CAREER STATS (AT MIDDLE TENNESSEE)

| Year | GP | GS | Min | Avg | FG | FGA | Pct | 3FG | 3FGA | Pct | FT | FTA | Pct | Off | Def | Tot | Avg | PF | FO | A | TO | Blk | Stl | Pts | Avg |
|---------|----|----|------|------|-----|-----|------|-----|------|------|----|-----|------|-----|-----|-----|-----|-----|----|----|-----|-----|-----|-----|------|
| 2018-19 | 34 | 33 | 852 | 25.1 | 134 | 359 | .373 | 65 | 170 | .382 | 33 | 45 | .733 | 10 | 35 | 45 | 1.3 | 88 | 5 | 55 | 81 | 3 | 28 | 366 | 10.8 |
| 2019-20 | 30 | 30 | 1075 | 35.8 | 134 | 374 | .358 | 75 | 227 | .330 | 35 | 46 | .761 | 23 | 65 | 97 | 2.9 | 84 | 4 | 40 | 83 | 2 | 40 | 378 | 12.6 |
| TOTALS | 64 | 63 | 1927 | 30.1 | 268 | 733 | .366 | 140 | 397 | .353 | 68 | 91 | .747 | 33 | 100 | 133 | 2.1 | 172 | 9 | 95 | 164 | 5 | 68 | 406 | 11.6 |

STARTING LINEUPS

| OPPONENT | RESULT | POINT GUARD | GUARD | GUARD/FORWARD | FORWARD | FORWARD |
|----------------------------|------------------------|--------------|--------------|------------------|----------------|-----------------|
| Hampton | L, 61-64 | Jordan Lewis | Megan Abrams | Amber Richardson | Jasmine Walker | Ariyah Copeland |
| at Clemson | W, 67-54 | Jordan Lewis | Megan Abrams | Amber Richardson | Jasmine Walker | Ariyah Copeland |
| Mercer | W, 111-56 | Jordan Lewis | Megan Abrams | Amber Richardson | Jasmine Walker | Ariyah Copeland |
| at South Alabama | W, 74-62 | Jordan Lewis | Megan Abrams | Amber Richardson | Jasmine Walker | Ariyah Copeland |
| at Tulane | W, 66-56 | Jordan Lewis | Megan Abrams | Amber Richardson | Jasmine Walker | Ariyah Copeland |
| vs. Northern Iowa | W, 87-77 | Jordan Lewis | Megan Abrams | Amber Richardson | Jasmine Walker | Ariyah Copeland |
| vs. Southern Cal | L, 57-60 | Jordan Lewis | Megan Abrams | Amber Richardson | Jasmine Walker | Ariyah Copeland |
| Iowa State | L, 66-75 | Jordan Lewis | Megan Abrams | Amber Richardson | Jasmine Walker | Ariyah Copeland |
| Colgate | W, 72-52 | Jordan Lewis | Megan Abrams | Amber Richardson | Jasmine Walker | Ariyah Copeland |
| North Carolina | W, 83-77 | Jordan Lewis | Megan Abrams | Amber Richardson | Jasmine Walker | Ariyah Copeland |
| Bethune-Cookman | W, 60-49 | Jordan Lewis | Megan Abrams | Amber Richardson | Jasmine Walker | Ashley Knight |
| Radford | W, 85-51 | Jordan Lewis | Megan Abrams | Amber Richardson | Jasmine Walker | Ashley Knight |
| SE Louisiana | W, 87-50 | Jordan Lewis | Megan Abrams | Amber Richardson | Jasmine Walker | Ariyah Copeland |
| at LSU | L, 60-71 | Jordan Lewis | Megan Abrams | Amber Richardson | Jasmine Walker | Ariyah Copeland |
| No. 4 South Carolina | L, 78-93 | Jordan Lewis | Megan Abrams | Amber Richardson | Jasmine Walker | Ariyah Copeland |
| No. 14 Kentucky | L, 71-81 | Jordan Lewis | Megan Abrams | Amber Richardson | Jasmine Walker | Ariyah Copeland |
| at Auburn | W, 75-48 | Jordan Lewis | Megan Abrams | Amber Richardson | Jasmine Walker | Ariyah Copeland |
| at No. 23 Tennessee | L, 63-65 | Jordan Lewis | Megan Abrams | Amber Richardson | Jasmine Walker | Ariyah Copeland |
| No. 15 Texas A&M | L, 74-79 | Jordan Lewis | Megan Abrams | Amber Richardson | Jasmine Walker | Ariyah Copeland |
| Vanderbilt | W, 98-61 | Jordan Lewis | Megan Abrams | Amber Richardson | Jasmine Walker | Ariyah Copeland |
| No. 25 Arkansas | L, 48-66 | Jordan Lewis | Megan Abrams | Amber Richardson | Jasmine Walker | Ariyah Copeland |
| at Ole Miss | W, 57-56 | Jordan Lewis | Megan Abrams | Amber Richardson | Jasmine Walker | Ariyah Copeland |
| at No. 15 Kentucky | L, 62-66 | Jordan Lewis | Megan Abrams | Amber Richardson | Jasmine Walker | Ariyah Copeland |
| Auburn | W, 68-64 | Jordan Lewis | Megan Abrams | De'Sha Benjamin | Jasmine Walker | Ariyah Copeland |
| at Georgia | L, 75-76 ^{OT} | Jordan Lewis | Megan Abrams | De'Sha Benjamin | Jasmine Walker | Ariyah Copeland |
| Florida | W, 69-62 | Jordan Lewis | Megan Abrams | De'Sha Benjamin | Jasmine Walker | Ariyah Copeland |
| at No. 9 Mississippi State | W, 66-64 | Jordan Lewis | Megan Abrams | De'Sha Benjamin | Jasmine Walker | Ariyah Copeland |
| at No. 12 Texas A&M | W, 76-63 | Jordan Lewis | Megan Abrams | Cierra Johnson | Jasmine Walker | Ariyah Copeland |
| Missouri | W, 73-61 | Jordan Lewis | Megan Abrams | Cierra Johnson | Jasmine Walker | Ariyah Copeland |
| vs. Georgia | L, 61-68 | Jordan Lewis | Megan Abrams | Cierra Johnson | Jasmine Walker | Ariyah Copeland |

ALABAMA RECORD WHEN ...

At home 10-6
 On the road 7-4
 At neutral sites 1-2
 In SEC games 8-8
 SEC home games 4-4
 SEC road games 4-4
 In non-conference games 10-3
 In overtime 0-0

In games decided by
 5 points or less 3-6
 6-10 points 4-3
 11 points or more 11-3

Leading at the half 14-2
 Trailing at the half 2-10
 Tied at the half 2-0

Shooting 40% or better 14-7
 Shooting less than 40% 4-5
 Opp. better than 40% 5-8
 Opp. 40% or less 13-4
 Shooting better than opp. 15-2
 Shooting worse than opp. 3-10
 Shooting the same as opp. 0-0

Outrebounding opp. 14-6
 Opp. outrebounds UA 4-6
 Rebounds are tied 0-0

70% or better on FT 13-4
 70% or less on FT 5-8
 More FT att. than opp. 13-5
 Less FT att. than opp. 5-6
 Same FT att. as opp. 0-1

40% or better on 3PT 8-1
 Less than 40% on 3PT 10-11

More turnovers than opp. 10-7
 Less turnovers than opp. 6-5
 Same turnovers as opp. 2-0

Scoring 80 or more points 6-0
 Scoring 70-79 points 5-4
 Scoring 60-69 points 6-6
 Scoring 50-59 points 1-1
 Scoring less than 50 points 0-1

Allowing 80 or more points 0-2
 Allowing 70-79 points 2-4
 Allowing 60-69 points 8-6
 Allowing 50-59 points 6-0
 Allowing less than 50 points 2-0

On Sunday 11-2
 On Monday 0-1
 On Tuesday 2-0
 On Wednesday 0-1
 On Thursday 3-7
 On Friday 2-0
 On Saturday 0-1

In November 5-2
 In December 5-1
 In January 2-6
 In February 5-2
 In March 1-1

2019-20 REVIEW

GAME-BY-GAME HIGHS

| OPPONENT | DATE | SCORE | WL | POINTS | REBOUNDS | ASSISTS | STEALS | BLOCKS |
|---|----------|--------|-----------------|---|---------------------------------------|--|--|---|
| HAMPTON at Clemson | 11/6/19 | 61-64 | L | 14-Jordan Lewis | 11-Ariyah Copeland | 6-Jordan Lewis | 2-Jordan Lewis | 2-Ashley Knight |
| | 11/12/19 | 67-54 | W | 21-Cierra Johnson | 8-Cierra Johnson | 6-Jordan Lewis | 6-Cierra Johnson | 1-Ashley Knight 1-Cierra Johnson |
| MERCER at South Alabama at Tulane | 11/17/19 | 111-56 | W | 16-De'Sha Benjamin | 10-De'Sha Benjamin | 5-Megan Abrams 5-Hannah Barber | 2-Cierra Johnson | 2-Shelby Gibson |
| | 11/21/19 | 74-62 | W | 16-Cierra Johnson | 11-Jasmine Walker | 3-Amber Richardson 3-Cierra Johnson | 3-Jordan Lewis 3-Brittany Davis | 4-Ashley Knight |
| | 11/24/19 | 66-56 | W | 21-Jordan Lewis | 8-Cierra Johnson | 4-Megan Abrams | 1-Ariyah Copeland 1-Cierra Johnson 1-Ashley Knight | 3-Ashley Knight |
| vs. Northern Iowa | 11/29/19 | 87-77 | W | 23-Jordan Lewis | 9-Jasmine Walker | 6-Cierra Johnson | 4-Jordan Lewis | 1-Cierra Johnson 1-Ashley Knight |
| vs. Southern Cal | 11/30/19 | 57-60 | L | 13-De'Sha Benjamin | 6-Ariyah Copeland 6-Jasmine Walker | 1-Hannah Barber 1-Jordan Lewis 1-Megan Abrams | 2-Amber Richardson | 2-Ashley Knight |
| IOWA STATE | 12/5/19 | 66-75 | L | 20-Jordan Lewis | 6-Jasmine Walker | 4-Megan Abrams | 3-Cierra Johnson | 2-Ashley Knight |
| COLGATE | 12/8/19 | 72-52 | W | 16-Jasmine Walker | 11-Jasmine Walker | 4-Megan Abrams | 3-Amber Richardson | 2-Jasmine Walker |
| NORTH CAROLINA | 12/15/19 | 83-77 | W | 23-Brittany Davis | 9-Ariyah Copeland | 4-Jordan Lewis | 1-Jordan Lewis | 3-Ashley Knight |
| BETHUNE-COOKMAN | 12/17/19 | 60-49 | W | 17-Jordan Lewis | 11-De'Sha Benjamin | 4-Jordan Lewis | 4-Jordan Lewis | 5-Ashley Knight |
| RADFORD | 12/20/19 | 85-51 | W | 14-Jasmine Walker | 9-Jasmine Walker | 4-Jordan Lewis | 2-Jordan Lewis 2-Hannah Barber 2-Ashley Knight | 2-Ashley Knight |
| SOUTHEASTERN LA. at LSU | 12/29/19 | 87-50 | W | 16-Jordan Lewis | 8-Cierra Johnson | 4-Cierra Johnson | 3-Cierra Johnson | 2-Cierra Johnson 2-Allie Craig Cruce |
| | 1/2/20 | 60-71 | L | 16-Jasmine Walker | 11-Jasmine Walker | 2-Jordan Lewis 2-Megan Abrams | 2-Ashley Knight 2-Jordan Lewis 2-Ariyah Copeland 2-Megan Abrams | 3-Jasmine Walker |
| SOUTH CAROLINA | 1/5/20 | 78-93 | L | 21-Jordan Lewis | 7-Ariyah Copeland 7-Jordan Lewis | 6-Jordan Lewis | 2-Cierra Johnson | None |
| KENTUCKY at Auburn at Tennessee | 1/9/20 | 71-81 | L | 15-Jasmine Walker 15-Ariyah Copeland | 8-Jasmine Walker | 7-Jordan Lewis | 1-Ariyah Copeland 1-Jasmine Walker 1-Ashley Knight 1-Cierra Johnson | 2-Ashley Knight |
| | 1/12/20 | 75-48 | W | 23-Jasmine Walker | 10-Jasmine Walker | 5-Jordan Lewis | 2-Brittany Davis | 2-Jasmine Walker |
| | 1/20/20 | 63-65 | L | 17-Jordan Lewis | 10-Jasmine Walker | 4-Cierra Johnson | 4-Jasmine Walker | 3-Ariyah Copeland |
| TEXAS A&M | 1/23/20 | 74-79 | L | 18-Jasmine Walker | 7-Megan Abrams | 7-Jordan Lewis | 2-Megan Abrams 2-Jasmine Walker | 4-Ashley Knight |
| VANDERBILT | 1/26/20 | 98-61 | W | 15-Brittany Davis | 9-De'Sha Benjamin | 4-Jordan Lewis | 4-Brittany Davis | 2-Ashley Knight 2-Jasmine Walker |
| ARKANSAS at Ole Miss at Kentucky | 1/30/20 | 48-66 | L | 10-De'Sha Benjamin | 12-Jasmine Walker | 2-Hannah Barber 2-Megan Abrams | 1-Jordan Lewis | 2-Ariyah Copeland |
| | 2/2/20 | 57-56 | W | 11-Ariyah Copeland | 8-Ashley Knight | 5-Jordan Lewis | 3-Jordan Lewis | 3-Ashley Knight |
| | 2/6/20 | 62-66 | L | 17-Jasmine Walker | 8-Ariyah Copeland | 5-Jordan Lewis 5-Cierra Johnson | 1-Cierra Johnson | 1-Ashley Knight 1-Cierra Johnson |
| AUBURN at Georgia | 2/9/20 | 68-64 | W | 17-Ariyah Copeland | 13-Ariyah Copeland | 3-Jasmine Walker 3-Cierra Johnson 3-Megan Abrams | 1-Cierra Johnson 1-Brittany Davis 1-Jasmine Walker | 1-Ariyah Copeland 1-Ashley Knight |
| | 2/16/20 | 75-76 | L ^{OT} | 25-Jordan Lewis | 9-Jasmine Walker | 4-Jordan Lewis | 4-Jordan Lewis | 3-Ashley Knight |
| FLORIDA at Mississippi State | 2/20/20 | 69-62 | W | 16-Jordan Lewis | 9-Jasmine Walker | 6-Jordan Lewis | 2-Brittany Davis | 3-Ashley Knight |
| | 2/23/20 | 66-64 | W | 20-Jasmine Walker | 8-Cierra Johnson | 8-Cierra Johnson | 4-Jasmine Walker | 1-Cierra Johnson 1-Jasmine Walker 1-Ashley Knight |
| at Texas A&M | 2/27/20 | 76-63 | W | 24-Jasmine Walker | 12-Ariyah Copeland | 9-Jordan Lewis | 1-Ariyah Copeland 1-Jasmine Walker 1-Cierra Johnson | 2-Ariyah Copeland |
| MISSOURI vs. Georgia | 3/1/20 | 73-61 | W | 17-Cierra Johnson | 12-Jasmine Walker | 5-Jordan Lewis | None | 1-Ariyah Copeland |
| | 3/5/20 | 61-68 | L | 15-Jordan Lewis | 6-Ariyah Copeland 6-Jasmine Walker | 5-Cierra Johnson | 2-Ariyah Copeland | 2-Ashley Knight |

2019-20 SEASON STATISTICS

| RECORD: | OVERALL | HOME | AWAY | NEUTRAL |
|----------------|---------|------|------|---------|
| ALL GAMES | 18-12 | 10-6 | 7-4 | 1-2 |
| CONFERENCE | 8-8 | 4-4 | 4-4 | 0-0 |
| NON-CONFERENCE | 10-4 | 6-2 | 3-0 | 1-2 |

| ## | Player | GP-GS | Min-Avg | FG-FGA | Pct | 3FG-FGA | Pct | FT-FTA | Pct | Off-Def-Tot | Avg | PF-FO | A | TO | Blk | Stl | Pts | Avg |
|-----------|-------------------|-------|-----------|----------|------|---------|------|---------|-------|--------------|------|-------|-----|-----|-----|-----|------|------|
| 03 | Jordan Lewis | 30-30 | 1009-33.6 | 120-308 | .390 | 44-127 | .346 | 110-152 | .724 | 33-103-136 | 4.5 | 53-0 | 117 | 80 | 2 | 35 | 394 | 13.1 |
| 40 | Jasmine Walker | 30-30 | 937-31.2 | 129-326 | .396 | 64-169 | .379 | 36-50 | .720 | 50-164-214 | 7.1 | 50-0 | 34 | 58 | 18 | 29 | 358 | 11.9 |
| 04 | Cierra Johnson | 30-3 | 644-21.5 | 85-213 | .399 | 20-76 | .263 | 60-85 | .706 | 51-77-128 | 4.3 | 76-2 | 69 | 57 | 9 | 36 | 250 | 8.3 |
| 22 | Ariyah Copeland | 28-28 | 630-22.5 | 94-172 | .547 | 0-1 | .000 | 38-57 | .667 | 72-85-157 | 5.6 | 61-1 | 9 | 35 | 24 | 13 | 226 | 8.1 |
| 24 | De'Sha Benjamin | 27-4 | 458-17.0 | 76-155 | .490 | 17-46 | .370 | 44-60 | .733 | 26-80-106 | 3.9 | 32-2 | 13 | 37 | 2 | 10 | 213 | 7.9 |
| 01 | Megan Abrams | 30-30 | 704-23.5 | 74-182 | .407 | 7-38 | .184 | 55-73 | .753 | 11-65-76 | 2.5 | 29-0 | 55 | 58 | 3 | 12 | 210 | 7.0 |
| 23 | Brittany Davis | 30-0 | 490-16.3 | 71-179 | .397 | 32-100 | .320 | 24-37 | .649 | 12-47-59 | 2.0 | 40-0 | 26 | 42 | 0 | 17 | 198 | 6.6 |
| 25 | Ashley Knight | 30-2 | 435-14.5 | 56-93 | .602 | 0-0 | .000 | 21-27 | .778 | 36-65-101 | 3.4 | 70-1 | 6 | 19 | 52 | 10 | 133 | 4.4 |
| 42 | Shelby Gibson | 9-0 | 56-6.2 | 9-18 | .500 | 1-3 | .333 | 4-7 | .571 | 9-10-19 | 2.1 | 14-0 | 2 | 4 | 3 | 2 | 23 | 2.6 |
| 12 | Allie Craig Cruce | 16-0 | 72-4.5 | 11-20 | .550 | 3-7 | .429 | 4-4 | 1.000 | 4-9-13 | 0.8 | 10-0 | 1 | 6 | 2 | 1 | 29 | 1.8 |
| 05 | Hannah Barber | 30-0 | 233-7.8 | 16-39 | .410 | 14-26 | .538 | 8-10 | .800 | 1-21-22 | 0.7 | 16-0 | 20 | 19 | 0 | 4 | 54 | 1.8 |
| 11 | Destiny Rice | 8-0 | 35-4.4 | 5-9 | .556 | 1-2 | .500 | 3-10 | .300 | 0-4-4 | 0.5 | 7-0 | 2 | 2 | 0 | 1 | 14 | 1.8 |
| 02 | Amber Richardson | 30-23 | 289-9.6 | 16-43 | .372 | 1-6 | .167 | 8-16 | .500 | 15-19-34 | 1.1 | 22-0 | 21 | 22 | 0 | 11 | 41 | 1.4 |
| 00 | Ahriahna, Grizzle | 7-0 | 33-4.7 | 3-11 | .273 | 1-3 | .333 | 0-0 | .000 | 0-3-3 | 0.4 | 3-0 | 1 | 0 | 0 | 2 | 7 | 1.0 |
| TM TEAM | | | | | | | | | | 42-53-95 | 3.2 | | | 9 | | | | |
| Total | | 30 | | 765-1768 | .433 | 205-604 | .339 | 415-588 | .706 | 362-805-1167 | 38.9 | 483-6 | 376 | 448 | 115 | 183 | 2150 | 71.7 |
| Opponents | | 30 | | 701-1794 | .391 | 177-550 | .322 | 348-506 | .688 | 322-698-1020 | 34.0 | 545-0 | 376 | 411 | 123 | 245 | 1927 | 64.2 |

| SCORE BY PERIODS | 1st | 2nd | 3rd | 4th | OT | Total |
|------------------|-----|-----|-----|-----|----|-------|
| Alabama | 462 | 499 | 594 | 587 | 8 | 2150 |
| Opponents | 457 | 465 | 495 | 501 | 9 | 1927 |

2019-20 SEC SEASON STATISTICS

| RECORD: | OVERALL | HOME | AWAY | NEUTRAL |
|----------------|---------|------|------|---------|
| ALL GAMES | 8-8 | 4-4 | 4-4 | 0-0 |
| CONFERENCE | 8-8 | 4-4 | 4-4 | 0-0 |
| NON-CONFERENCE | 0-0 | 0-0 | 0-0 | 0-0 |

| ## | Player | GP-GS | Min-Avg | FG-FGA | Pct | 3FG-FGA | Pct | FT-FTA | Pct | Off-Def-Tot | Avg | PF-FO | A | TO | Blk | Stl | Pts | Avg |
|-----------|-------------------|-------|----------|---------|------|---------|-------|---------|-------|-------------|------|-------|-----|-----|-----|-----|------|------|
| 40 | Jasmine Walker | 16-16 | 533-33.3 | 77-190 | .405 | 39-100 | .390 | 25-33 | .758 | 28-94-122 | 7.6 | 25-0 | 22 | 26 | 13 | 19 | 218 | 13.6 |
| 03 | Jordan Lewis | 16-16 | 557-34.8 | 66-178 | .371 | 21-67 | .313 | 59-85 | .694 | 13-64-77 | 4.8 | 30-0 | 72 | 46 | 2 | 15 | 212 | 13.3 |
| 22 | Ariyah Copeland | 16-16 | 371-23.2 | 53-97 | .546 | 0-0 | .000 | 23-33 | .697 | 41-50-91 | 5.7 | 34-0 | 4 | 20 | 17 | 6 | 129 | 8.1 |
| 04 | Cierra Johnson | 16-2 | 349-21.8 | 46-101 | .455 | 12-36 | .333 | 22-37 | .595 | 23-38-61 | 3.8 | 49-2 | 40 | 29 | 4 | 13 | 126 | 7.9 |
| 24 | De'Sha Benjamin | 14-4 | 240-17.1 | 38-77 | .494 | 12-23 | .522 | 20-24 | .833 | 12-40-52 | 3.7 | 16-1 | 10 | 21 | 2 | 5 | 108 | 7.7 |
| 01 | Megan Abrams | 16-16 | 404-25.3 | 42-99 | .424 | 5-18 | .278 | 24-34 | .706 | 4-34-38 | 2.4 | 15-0 | 26 | 32 | 1 | 7 | 113 | 7.1 |
| 23 | Brittany Davis | 16-0 | 219-13.7 | 26-79 | .329 | 12-47 | .255 | 11-18 | .611 | 4-20-24 | 1.5 | 17-0 | 12 | 24 | 0 | 10 | 75 | 4.7 |
| 25 | Ashley Knight | 16-0 | 249-15.6 | 29-49 | .592 | 0-0 | .000 | 15-18 | .833 | 19-28-47 | 2.9 | 46-1 | 3 | 9 | 24 | 5 | 73 | 4.6 |
| 00 | Ahriahna, Grizzle | 2-0 | 10-5.0 | 1-3 | .333 | 1-1 | 1.000 | 0-0 | .000 | 0-1-1 | 0.5 | 3-0 | 0 | 0 | 0 | 2 | 3 | 1.5 |
| 05 | Hannah Barber | 16-0 | 121-7.6 | 7-17 | .412 | 5-10 | .500 | 4-4 | 1.000 | 0-11-11 | 0.7 | 10-0 | 10 | 9 | 0 | 0 | 23 | 1.4 |
| 12 | Allie Craig Cruce | 9-0 | 37-4.1 | 3-8 | .375 | 1-4 | .250 | 4-4 | 1.000 | 3-5-8 | 0.9 | 5-0 | 0 | 4 | 0 | 1 | 11 | 1.2 |
| 11 | Destiny Rice | 5-0 | 14-2.8 | 2-4 | .500 | 1-1 | 1.000 | 1-4 | .250 | 0-1-1 | 0.2 | 3-0 | 1 | 1 | 0 | 0 | 6 | 1.2 |
| 02 | Amber Richardson | 16-10 | 121-7.6 | 6-16 | .375 | 0-0 | .000 | 4-10 | .400 | 5-9-14 | 0.9 | 12-0 | 10 | 7 | 0 | 3 | 16 | 1.0 |
| TM TEAM | | | | | | | | | | 26-34-60 | 3.8 | | | 4 | | | | |
| Total | | 16 | | 396-918 | .431 | 109-307 | .355 | 212-304 | .697 | 178-429-607 | 37.9 | 265-4 | 210 | 232 | 63 | 86 | 1113 | 69.6 |
| Opponents | | 16 | | 387-969 | .399 | 101-292 | .346 | 201-289 | .696 | 190-388-578 | 36.1 | 281-0 | 208 | 207 | 74 | 134 | 1076 | 67.2 |

| SCORE BY PERIODS | 1st | 2nd | 3rd | 4th | OT | Total |
|------------------|-----|-----|-----|-----|----|-------|
| Alabama | 224 | 248 | 318 | 315 | 8 | 1113 |
| Opponents | 238 | 267 | 278 | 284 | 9 | 1076 |

RECORDS & HISTORY

YEAR-BY-YEAR TEAM STATISTICS

| Season | G | FG-FGA | FG% | 3FG-FGA | 3FG% | FT-FTA | FT% | REB | Avg | PF-FO | A | TO | BL | S | Pts | Avg |
|---------|----|-------------|------|---------|------|---------|------|-------|------|--------|-----|-----|-----|-----|-------|------|
| 1974-75 | 25 | 722-2,066 | .349 | 0-0 | .000 | 294-521 | .564 | 941 | 37.6 | 606-0 | 0 | 0 | 0 | 0 | 1,738 | 69.5 |
| 1975-76 | 22 | 664-1,530 | .434 | 0-0 | .000 | 261-499 | .523 | 920 | 41.8 | 402-0 | 375 | 547 | 0 | 265 | 1,589 | 72.2 |
| 1976-77 | 28 | 881-2,145 | .411 | 0-0 | .000 | 347-581 | .597 | 1,245 | 44.5 | 664-0 | 332 | 638 | 0 | 254 | 2,109 | 75.3 |
| 1977-78 | 31 | 931-2,145 | .434 | 0-0 | .000 | 343-569 | .603 | 1,328 | 42.8 | 605-0 | 424 | 792 | 0 | 0 | 2,205 | 71.1 |
| 1978-79 | 26 | 752-1,684 | .447 | 0-0 | .000 | 468-681 | .687 | 1,098 | 42.2 | 531-0 | 166 | 458 | 48 | 170 | 1,972 | 75.8 |
| 1979-80 | 27 | 760-1,767 | .430 | 0-0 | .000 | 426-599 | .711 | 1,045 | 38.7 | 572-0 | 365 | 517 | 89 | 223 | 1,946 | 72.1 |
| 1980-81 | 33 | 1,031-2,330 | .442 | 0-0 | .000 | 427-634 | .674 | 1,300 | 39.4 | 563-20 | 636 | 555 | 107 | 305 | 2,489 | 75.4 |
| 1981-82 | 28 | 829-1,799 | .461 | 0-0 | .000 | 305-485 | .629 | 1,111 | 39.7 | 431-8 | 428 | 451 | 62 | 215 | 1,963 | 70.1 |
| 1982-83 | 29 | 818-1,896 | .431 | 0-0 | .000 | 401-628 | .639 | 1,198 | 41.3 | 537-0 | 351 | 471 | 76 | 233 | 2,037 | 70.2 |
| 1983-84 | 32 | 1,056-2,208 | .478 | 0-0 | .000 | 342-537 | .637 | 1,371 | 42.8 | 649-0 | 521 | 555 | 98 | 348 | 2,454 | 76.7 |
| 1984-85 | 28 | 880-1,826 | .482 | 0-0 | .000 | 386-595 | .649 | 1,144 | 40.9 | 530-17 | 420 | 578 | 68 | 305 | 2,146 | 76.6 |
| 1985-86 | 29 | 914-1,874 | .488 | 0-0 | .000 | 417-596 | .700 | 1,101 | 38.0 | 515-14 | 495 | 497 | 46 | 270 | 2,245 | 77.4 |
| 1986-87 | 29 | 897-1,903 | .471 | 0-0 | .000 | 462-744 | .621 | 1,168 | 40.3 | 621-17 | 437 | 532 | 53 | 337 | 2,256 | 77.8 |
| 1987-88 | 28 | 849-1,828 | .464 | 40-141 | .284 | 411-651 | .631 | 1,129 | 40.3 | 597-16 | 434 | 614 | 61 | 344 | 2,149 | 76.8 |
| 1988-89 | 29 | 836-1,875 | .446 | 38-117 | .325 | 417-629 | .663 | 1,316 | 45.4 | 612-14 | 391 | 618 | 47 | 226 | 2,127 | 73.3 |
| 1989-90 | 28 | 711-1,858 | .383 | 104-324 | .321 | 393-606 | .649 | 1,276 | 45.6 | 516-15 | 516 | 307 | 58 | 80 | 1,919 | 68.5 |
| 1990-91 | 29 | 761-1,755 | .434 | 97-281 | .345 | 550-803 | .685 | 1,224 | 42.2 | 561-15 | 450 | 580 | 60 | 276 | 2,169 | 74.8 |
| 1991-92 | 30 | 942-2,235 | .421 | 248-765 | .324 | 505-724 | .698 | 1,399 | 46.6 | 666-13 | 500 | 573 | 51 | 406 | 2,637 | 87.9 |
| 1992-93 | 31 | 970-2,232 | .435 | 237-696 | .341 | 511-736 | .694 | 1,393 | 44.9 | 645-11 | 546 | 590 | 92 | 411 | 2,688 | 86.7 |
| 1993-94 | 33 | 1,032-2,343 | .440 | 223-691 | .323 | 553-831 | .665 | 1,622 | 49.2 | 717-19 | 597 | 598 | 135 | 356 | 2,840 | 86.1 |
| 1994-95 | 31 | 934-2,228 | .419 | 226-688 | .328 | 500-705 | .709 | 1,471 | 47.5 | 575-15 | 518 | 522 | 103 | 285 | 2,594 | 83.7 |
| 1995-96 | 32 | 922-2,103 | .438 | 179-524 | .342 | 478-757 | .631 | 1,422 | 44.4 | 558-7 | 508 | 477 | 100 | 305 | 2,501 | 78.2 |
| 1996-97 | 32 | 890-2,137 | .416 | 175-580 | .302 | 555-824 | .674 | 1,551 | 48.5 | 587-10 | 484 | 511 | 121 | 318 | 2,510 | 78.4 |
| 1997-98 | 34 | 948-2,100 | .451 | 198-552 | .359 | 503-752 | .669 | 1,415 | 41.6 | 618-11 | 560 | 542 | 144 | 257 | 2,597 | 76.4 |
| 1998-99 | 31 | 837-1,916 | .437 | 164-489 | .335 | 565-821 | .688 | 1,350 | 43.5 | 627-7 | 442 | 586 | 122 | 265 | 2,403 | 77.5 |
| 1999-00 | 29 | 720-1,711 | .421 | 122-417 | .293 | 404-637 | .634 | 1,196 | 41.2 | 550-13 | 346 | 560 | 111 | 227 | 1,966 | 67.8 |
| 2000-01 | 31 | 698-1,673 | .417 | 148-448 | .330 | 446-678 | .658 | 1,155 | 37.3 | 610-23 | 409 | 590 | 102 | 188 | 1,990 | 64.2 |
| 2001-02 | 31 | 809-1,750 | .462 | 191-476 | .401 | 475-702 | .677 | 1,196 | 38.6 | 620-17 | 381 | 591 | 71 | 228 | 2,284 | 73.7 |
| 2002-03 | 28 | 644-1,642 | .392 | 179-536 | .334 | 298-437 | .682 | 1,095 | 39.1 | 525-12 | 322 | 468 | 88 | 145 | 1,765 | 63.0 |
| 2003-04 | 28 | 683-1,688 | .405 | 169-529 | .320 | 323-496 | .651 | 1,150 | 41.1 | 500-9 | 312 | 468 | 82 | 184 | 1,858 | 66.4 |
| 2004-05 | 29 | 676-1,754 | .385 | 156-470 | .332 | 432-651 | .664 | 1,189 | 41.0 | 590-15 | 300 | 499 | 114 | 206 | 1,940 | 66.9 |
| 2005-06 | 28 | 599-1,465 | .409 | 94-323 | .291 | 404-643 | .628 | 1,114 | 39.8 | 508-9 | 304 | 628 | 95 | 211 | 1,696 | 60.6 |
| 2006-07 | 30 | 668-1,651 | .405 | 151-488 | .309 | 317-468 | .677 | 1,142 | 38.1 | 594-9 | 371 | 736 | 65 | 313 | 1,804 | 60.1 |
| 2007-08 | 30 | 620-1,588 | .390 | 98-342 | .287 | 308-496 | .621 | 1,141 | 38.0 | 566-13 | 341 | 778 | 115 | 265 | 1,646 | 54.9 |
| 2008-09 | 30 | 714-1,899 | .376 | 149-566 | .263 | 327-494 | .662 | 1,228 | 40.9 | 546-9 | 400 | 529 | 105 | 207 | 1,904 | 63.5 |
| 2009-10 | 30 | 738-1,862 | .396 | 128-438 | .292 | 317-516 | .614 | 1,214 | 40.5 | 614-18 | 388 | 572 | 87 | 227 | 1,921 | 64.0 |
| 2010-11 | 33 | 795-2,108 | .377 | 137-465 | .295 | 452-709 | .638 | 1,278 | 38.7 | 667-17 | 375 | 551 | 95 | 353 | 2,179 | 66.0 |
| 2011-12 | 31 | 659-1,843 | .358 | 103-400 | .258 | 419-655 | .640 | 1,208 | 39.0 | 581-13 | 292 | 561 | 84 | 284 | 1,840 | 59.4 |
| 2012-13 | 31 | 724-2,134 | .339 | 171-667 | .256 | 394-632 | .623 | 1,229 | 39.6 | 567-10 | 352 | 490 | 115 | 334 | 2,013 | 64.9 |
| 2013-14 | 30 | 694-1,782 | .389 | 174-545 | .319 | 382-604 | .632 | 1,140 | 38.0 | 525-7 | 341 | 479 | 91 | 222 | 1,944 | 64.8 |
| 2014-15 | 32 | 655-1,733 | .378 | 136-537 | .253 | 463-735 | .630 | 1,205 | 37.7 | 552-13 | 352 | 594 | 107 | 277 | 1,909 | 59.7 |
| 2015-16 | 31 | 697-1,770 | .394 | 151-543 | .278 | 430-615 | .699 | 1,157 | 37.3 | 541-12 | 335 | 513 | 147 | 298 | 1,975 | 63.7 |
| 2016-17 | 36 | 863-2,139 | .403 | 190-623 | .305 | 537-817 | .657 | 1,487 | 41.3 | 568-11 | 468 | 590 | 157 | 275 | 2,453 | 68.1 |
| 2017-18 | 34 | 791-1,984 | .382 | 156-536 | .291 | 567-779 | .728 | 1,358 | 39.9 | 546-6 | 403 | 515 | 135 | 285 | 2,305 | 67.8 |
| 2018-19 | 31 | 708-1,788 | .396 | 186-600 | .310 | 372-541 | .688 | 1,214 | 39.2 | 498-7 | 359 | 554 | 95 | 213 | 1,974 | 63.7 |
| 2019-20 | 30 | 765-1,768 | .433 | 205-604 | .339 | 415-588 | .706 | 1,167 | 38.9 | 483-6 | 376 | 448 | 115 | 183 | 2,150 | 71.7 |

TEAM SCORING RECORDS

POINTS IN A SEASON

| Season | GM | Avg | Points |
|-------------|----|------|--------|
| 1. 1993-94 | 33 | 86.1 | 2,840 |
| 2. 1992-93 | 31 | 86.7 | 2,688 |
| 3. 1991-92 | 30 | 87.9 | 2,637 |
| 4. 1997-98 | 34 | 76.4 | 2,597 |
| 5. 1994-95 | 31 | 78.2 | 2,594 |
| 6. 1996-97 | 32 | 78.4 | 2,510 |
| 7. 1995-96 | 32 | 78.2 | 2,501 |
| 8. 1980-81 | 33 | 75.4 | 2,489 |
| 9. 1983-84 | 32 | 76.7 | 2,454 |
| 10. 1998-99 | 31 | 77.5 | 2,403 |

POINTS IN A GAME

| Date/Opponent | Points |
|---------------------------------------|------------------------|
| 1. Feb. 25, 1993 vs. Oral Roberts | 122-52 |
| 2. March 18, 1995 vs. Duke | 121-120 ^{4OT} |
| 3. Dec. 29, 1994 vs. UNC-Asheville | 119-46 |
| Jan. 12, 1994 at Troy | 119-43 |
| 5. Nov. 29, 1991 vs. ULM | 118-86 |
| 6. Dec. 18, 1992 vs. Grambling State | 117-51 |
| 7. Dec. 20, 2014 vs. Troy | 113-105 ^{OT} |
| 8. Jan. 13, 1992 at Appalachian State | 114-90 |
| 9. Dec. 15, 1992 vs. Austin Peay | 111-79 |
| Nov. 17, 2019 vs. Mercer | 111-56 |

MISCELLANEOUS SCORING RECORDS

MOST POINTS SCORED

| | |
|-------------------------------------|--|
| Quarter | 41, vs. Mercer, second quarter (Nov. 17, 2019) |
| Half | 68 vs. Mississippi Valley State, second half (Feb. 24, 1992) |
| Game | 122 vs. Oral Roberts (Feb. 25, 1993) |
| By Opponent - Regulation | 110 by Tennessee (Jan. 6, 2011) |
| | 110 by Mississippi State (Jan. 15, 1977) |
| By Opponent - Overtime | 120 by Duke - four OTs (March 18, 1995) |
| Combined - Regulation | 204 (118-86) vs. ULM (Nov. 29, 1991) |
| | 204 (103-101) vs. Florida (Jan. 4, 1992) |
| | 204 (114-90) vs. Appalachian State (Jan. 13, 1992) |
| Combined - Overtime | 241 (121-120) vs. Duke - four OTs (March 18, 1995) |
| Home | 122 vs. Oral Roberts (Feb. 25, 1993) |
| Away | 119 vs. Troy (Jan. 12, 1994) |
| Season | 2,840 in 33 games (1993-94) |
| Largest Margin of Victory | 76 (119-43) at Troy (Jan. 12, 1994) |
| Highest Scoring Average in a Season | 87.9 over 30 games (1991-92) |

FEWEST POINTS SCORED

| | |
|------------------------------------|--|
| Quarter | 3, at Arkansas, second quarter (Jan. 25, 2017) |
| Half | 11, vs. Arkansas, first half (Jan. 31, 2020) |
| Game | 34 vs. South Carolina (Feb. 9, 2003) |
| | 34 vs. LSU (Jan. 11, 2009) |
| By Opponent | 21 by Georgia State (Dec. 21, 1990) |
| Combined | 82 (48-34) vs. South Carolina (Feb. 9, 2003) |
| Home | 34 vs. South Carolina (Feb. 9, 2003) |
| Away | 34 vs. LSU (Jan. 11, 2009) |
| Season | 1,589 in 22 games (1975-76) |
| Loss Margin | 65 (45-110) at Tennessee (Jan. 6, 2011) |
| Lowest Scoring Average in a Season | 54.9 over 30 games (2007-08) |

LARGEST MARGINS OF VICTORY

VS. ALL OPPONENTS

| Date | Opponent | Score | Margin |
|---------------|--------------------------|--------|--------|
| Jan. 12, 1994 | at Troy | 119-43 | +76 |
| Dec. 29, 1994 | vs. UNC-Asheville | 119-46 | +73 |
| Feb. 25, 1993 | Oral Roberts | 122-52 | +70 |
| Dec. 3, 1993 | Coppin State | 98-31 | +67 |
| Dec. 18, 1992 | Grambling State | 117-51 | +66 |
| Dec. 29, 1983 | at Queens College | 113-47 | +66 |
| Nov. 30, 1990 | Tuskegee | 106-41 | +65 |
| Nov. 29, 1988 | Tennessee State | 107-43 | +64 |
| Nov. 22, 2015 | Mississippi Valley State | 98-35 | +63 |
| Jan. 31, 1996 | Alabama State | 105-42 | +63 |
| Dec. 2, 1997 | Samford | 104-43 | +61 |
| Jan. 17, 1976 | Tuskegee | 101-40 | +61 |
| Dec. 27, 1983 | vs. Xavier | 102-42 | +60 |

VS. SEC OPPONENTS

| Date | Opponent | Score | Margin |
|---------------|-------------------|--------|--------|
| Feb. 9, 1997 | South Carolina | 87-38 | +49 |
| Feb. 21, 1999 | Vanderbilt | 102-59 | +43 |
| Feb. 6, 1997 | Arkansas | 102-61 | +41 |
| Jan. 13, 1996 | Mississippi State | 97-64 | +33 |
| Jan. 31, 1995 | at LSU | 90-60 | +30 |

RECORDS & HISTORY

INDIVIDUAL SCORING RECORDS

CAREER LEADERS

POINTS

| Name | Seasons | GM | Avg | Pts |
|---------------------|-----------|-----|------|-------|
| 1. Dominique Canty | 1996-99 | 127 | 18.1 | 2,294 |
| 2. Niesa Johnson | 1992-95 | 125 | 17.1 | 2,134 |
| 3. Carol Smith | 1982-86 | 116 | 17.3 | 2,018 |
| 4. Yolanda Watkins | 1993-97 | 125 | 14.2 | 1,778 |
| 5. Terri Hillard | 1980-84 | 122 | 13.4 | 1,606 |
| 6. Tierney Jenkins | 2008-11 | 122 | 12.6 | 1,535 |
| 7. Betsy Harris | 1990-94 | 123 | 12.3 | 1,519 |
| 8. Hannah Cook | 2014-18 | 133 | 11.0 | 1,468 |
| 9. Ashley Williams | 2013-18 | 130 | 11.2 | 1,450 |
| 10. Shondra Johnson | 1998-2002 | 115 | 12.1 | 1,411 |

SCORING AVERAGE (min. 50 games)

| Name | Seasons | GM | Pts | Avg |
|-----------------------|---------|-----|-------|------|
| 1. Shalonda Enis | 1995-97 | 64 | 1,309 | 20.5 |
| 2. Cassandra Crumpton | 1982-84 | 59 | 1,073 | 18.2 |
| 3. Dominique Canty | 1995-99 | 127 | 2,294 | 18.1 |
| Linda Burgess | 1990-92 | 59 | 1,069 | 18.1 |
| 5. Carol Smith | 1982-86 | 116 | 2,018 | 17.3 |
| 6. Niesa Johnson | 1992-95 | 125 | 2,134 | 17.1 |
| 7. Yolanda Watkins | 1993-97 | 125 | 1,778 | 14.2 |
| 8. Terri Hillard | 1980-84 | 122 | 1,606 | 13.4 |
| 9. Tierney Jenkins | 2008-11 | 122 | 1,535 | 12.6 |
| Tracey Rutledge | 1985-88 | 85 | 1,069 | 12.6 |

SINGLE-SEASON LEADERS

POINTS

| Name | Season | GM | Avg | Pts |
|------------------------|---------|----|------|-----|
| 1. Shalonda Enis | 1995-96 | 32 | 23.9 | 766 |
| 2. Dominique Canty | 1997-98 | 34 | 21.5 | 732 |
| 3. Niesa Johnson | 1994-95 | 31 | 21.1 | 653 |
| 4. Dominique Canty | 1998-99 | 31 | 19.7 | 612 |
| 5. Linda Burgess | 1991-92 | 30 | 20.3 | 610 |
| 6. Terri Hillard | 1981-82 | 28 | 20.3 | 569 |
| 7. Carol Smith | 1985-86 | 29 | 19.4 | 564 |
| 8. Cassandra Crumpton | 1983-84 | 32 | 17.5 | 559 |
| 9. Shalonda Enis | 1996-97 | 32 | 17.0 | 543 |
| 10. Cassandra Crumpton | 1982-83 | 29 | 18.3 | 532 |

SCORING AVERAGE

| Name | Season | GM | Pts | Avg |
|------------------------|---------|----|-----|------|
| 1. Shalonda Enis | 1995-96 | 32 | 766 | 23.9 |
| 2. Dominique Canty | 1997-98 | 34 | 732 | 21.5 |
| 3. Niesa Johnson | 1994-95 | 31 | 653 | 21.1 |
| 4. Linda Burgess | 1991-92 | 30 | 610 | 20.3 |
| Terri Hillard | 1981-82 | 28 | 569 | 20.3 |
| 6. Dominique Canty | 1998-99 | 31 | 612 | 19.7 |
| 7. Julie Ellis | 1974-75 | 25 | 490 | 19.6 |
| 8. Carol Smith | 1985-86 | 29 | 561 | 19.4 |
| 9. Cassandra Crumpton | 1982-83 | 29 | 532 | 18.3 |
| 10. Cassandra Crumpton | 1983-84 | 32 | 559 | 17.5 |

GAME LEADERS

POINTS

| Name | Date/Opponent | Points |
|-----------------------|--|--------|
| 1. Amy Lannom | Jan. 4, 1992 vs. Florida | 38 |
| 2. Daisha Simmons | Dec. 20, 2013 vs. Troy | 37 |
| Linda Burgess | Dec. 2, 1991 vs. Loyola-Chicago | 37 |
| 4. Shalonda Enis | Nov. 29, 1995 vs. East Tennessee State | 35 |
| 5. Shafontaye Myers | Dec. 20, 2013 vs. Troy | 34 |
| Shalonda Enis | Dec. 17, 1995 vs. Georgia | 34 |
| Linda Burgess | Jan. 7, 1991 vs. UAB | 34 |
| Cassandra Crumpton | Jan. 22, 1983 vs. LSU | 34 |
| 9. Varisia Raffington | Nov. 28, 2009 vs. CSU Bakersfield | 33 |
| LaToya Thomas | Feb. 7, 2002 vs. Mississippi State | 33 |
| Dominique Canty | Jan. 31, 1999 vs. Tennessee | 33 |
| Shalonda Enis | Jan. 28, 1996 vs. Tennessee | 33 |
| Yolanda Watkins | March 18, 1995 vs. Duke | 33 |
| Niesa Johnson | Jan. 3, 1995 vs. East Tennessee State | 33 |
| Carol Smith | Nov. 22, 1985 vs. Tennessee State | 33 |
| Terri Hillard | Jan. 6, 1982 vs. Mississippi State | 33 |

YEAR-BY-YEAR SCORING LEADERS

| Year | Name | Class. | Pos. | Games | Points | Avg. |
|---------------|--------------------|--------|------|-------|--------|------|
| 1974-75 | Julie Ellis | Jr. | F | 25 | 490 | 19.6 |
| 1975-76 | Julie Ellis | Sr. | F | 22 | 332 | 15.1 |
| 1976-77 | Ledeann Hutton | Fr. | G | 27 | 300 | 11.1 |
| 1977-78 | Sandra Murray | So. | C/F | 31 | 437 | 14.1 |
| 1978-79 | Anne Cale | So. | C | 24 | 344 | 14.3 |
| 1979-80 | Glenda Boss | Jr. | F | 20 | 268 | 13.4 |
| 1980-81 | Leslie Payne | Sr. | C | 33 | 410 | 12.4 |
| 1981-82 | Terri Hillard | So. | G/F | 28 | 569 | 20.3 |
| 1982-83 | Cassandra Crumpton | Jr. | F | 29 | 532 | 18.3 |
| 1983-84 | Cassandra Crumpton | Sr. | F | 32 | 559 | 17.5 |
| 1984-85 | Carol Smith | Jr. | C | 28 | 491 | 17.5 |
| 1985-86 | Carol Smith | Sr. | C | 29 | 564 | 19.5 |
| 1986-87 | Cynthia McDougle | Jr. | F | 29 | 467 | 16.1 |
| 1987-88 | Tracey Rutledge | Jr. | G | 28 | 407 | 14.5 |
| 1988-89 | Laura Heard | Jr. | F | 27 | 324 | 12.0 |
| 1989-90 | Laura Heard | Sr. | F | 20 | 246 | 12.3 |
| 1990-91 | Linda Burgess | Jr. | F | 29 | 459 | 15.8 |
| 1991-92 | Linda Burgess | Sr. | F | 30 | 610 | 20.3 |
| 1992-93 | Niesa Johnson | So. | G | 31 | 499 | 16.1 |
| 1993-94 | Yolanda Watkins | So. | F/C | 33 | 496 | 15.0 |
| Niesa Johnson | Jr. | G | 33 | 494 | 15.0 | |
| 1994-95 | Niesa Johnson | Sr. | G | 31 | 653 | 21.1 |
| 1995-96 | Shalonda Enis | Jr. | F/C | 32 | 766 | 23.9 |
| 1996-97 | Shalonda Enis | Sr. | F/C | 32 | 543 | 17.0 |
| 1997-98 | Dominique Canty | Jr. | G | 34 | 732 | 21.5 |
| 1998-99 | Dominique Canty | Sr. | G | 31 | 612 | 19.7 |
| 1999-00 | Shondra Johnson | So. | G | 27 | 344 | 12.7 |
| 2000-01 | Shondra Johnson | Jr. | G | 27 | 361 | 13.4 |
| 2001-02 | Shondra Johnson | Sr. | G | 30 | 445 | 14.8 |
| 2002-03 | Beth Vice | Sr. | G | 28 | 349 | 12.5 |
| 2003-04 | Monique Bivens | Jr. | G | 28 | 402 | 14.4 |
| 2004-05 | Monique Bivens | Sr. | G | 29 | 350 | 12.1 |
| 2005-06 | Navonda Moore | Jr. | G | 27 | 338 | 12.5 |
| 2006-07 | Navonda Moore | Sr. | G | 29 | 395 | 13.6 |
| 2007-08 | Tierney Jenkins | Fr. | F | 30 | 354 | 11.8 |
| 2008-09 | Tierney Jenkins | So. | F | 30 | 333 | 11.1 |
| 2009-10 | Tierney Jenkins | Jr. | F | 29 | 337 | 11.6 |
| 2010-11 | Tierney Jenkins | Sr. | F | 33 | 511 | 15.5 |
| 2011-12 | Jasmine Robinson | So. | G | 31 | 353 | 11.4 |
| 2012-13 | Daisha Simmons | So. | G | 30 | 384 | 12.4 |
| 2013-14 | Shafontaye Myers | Sr. | G | 29 | 426 | 14.7 |
| 2014-15 | Ashley Williams | So. | F | 31 | 425 | 13.7 |
| 2015-16 | Hannah Cook | So. | G | 31 | 372 | 12.0 |
| 2016-17 | Hannah Cook | Jr. | G | 36 | 413 | 11.5 |
| 2017-18 | Hannah Cook | Sr. | G | 34 | 402 | 11.8 |
| 2018-19 | Cierra Johnson | Jr. | G | 31 | 457 | 14.7 |
| 2019-20 | Jordan Lewis | R-Jr. | G | 30 | 394 | 13.1 |

MOST POINTS IN A SEASON BY CLASS

| | |
|------------|-------------------------------|
| Freshman: | 488 - Niesa Johnson (1991-92) |
| Sophomore: | 569 - Terri Hillard (1981-82) |
| Junior: | 766 - Shalonda Enis (1995-96) |
| Senior: | 653 - Niesa Johnson (1994-95) |

MOST POINTS IN A GAME BY CLASS

| | |
|------------|---|
| Freshman: | 34 - Linda Burgess at UAB (Jan. 7, 1991) |
| Sophomore: | 30 - Ericka Russell vs. Georgia (March 4, 2010) |
| | 30 - Michelle Smith vs. Tennessee State (Nov. 29, 1988) |

FIELD GOAL RECORDS

TEAM RECORDS

FIELD GOALS MADE

Game: 51 vs. Queens College (Dec. 29, 1983)

Season: 1,056 (1983-84)

FIELD GOALS ATTEMPTED

Game: 114 vs. Duke (March 18, 1995)

Season: 2,343 (1993-94)

FIELD GOAL PERCENTAGE

Game: .672 (37-55) vs. UAH (Jan. 9, 1986)

Season: .488; 914-1874 (1985-86)

CAREER LEADERS

FIELD GOALS MADE

| Name | Seasons | GM | FGA | FGM |
|---------------------|---------|-----|-------|-----|
| 1. Dominique Canty | 1995-99 | 127 | 1,628 | 828 |
| Carol Smith | 1982-86 | 116 | 1,498 | 828 |
| 3. Niesa Johnson | 1991-95 | 125 | 1,775 | 716 |
| 4. Yolanda Watkins | 1992-97 | 125 | 1,459 | 688 |
| 5. Terri Hillard | 1980-84 | 122 | 1,442 | 662 |
| 6. Tierney Jenkins | 2008-11 | 122 | 1,336 | 592 |
| 7. Cynthia McDougle | 1984-89 | 113 | 1,034 | 532 |
| 8. Laura Vaughn | 1987-91 | 113 | 1,273 | 518 |
| 9. Leslie Payne | 1977-81 | 108 | 1,065 | 517 |
| 10. Ashley Williams | 2013-18 | 130 | 1,036 | 514 |

FIELD GOALS ATTEMPTED

| Name | Seasons | GM | FGM | FGA |
|--------------------|---------|-----|-----|-------|
| 1. Niesa Johnson | 1991-95 | 125 | 716 | 1,775 |
| 2. Dominique Canty | 1995-99 | 127 | 828 | 1,628 |
| 3. Carol Smith | 1982-86 | 116 | 828 | 1,498 |
| 4. Yolanda Watkins | 1992-97 | 125 | 688 | 1,459 |
| 5. Terri Hillard | 1980-84 | 122 | 662 | 1,442 |
| 6. Tierney Jenkins | 2008-11 | 122 | 592 | 1,336 |
| 7. Hannah Cook | 2014-18 | 133 | 472 | 1,289 |
| 8. Laura Vaughn | 1987-91 | 113 | 518 | 1,273 |
| 9. Betsy Harris | 1990-94 | 123 | 494 | 1,243 |
| 10. Ericka Russell | 2008-12 | 109 | 414 | 1,170 |

FIELD GOAL PERCENTAGE (min. 300 att.)

| Name | Seasons | FGM | FGA | Pct |
|---------------------|--------------|-----|-------|------|
| 1. Ashley Knight | 2016-20 | 259 | 460 | .563 |
| 2. DeeDee Davis | 1983-87 | 283 | 509 | .556 |
| 3. Carol Smith | 1982-86 | 828 | 1,498 | .553 |
| 4. Linda Burgess | 1990-92 | 438 | 802 | .546 |
| 5. Laura Heard | 1986-90 | 402 | 750 | .536 |
| 6. Stacey Franklin | 1988-92 | 200 | 374 | .535 |
| Ariyah Copeland | 2017-present | 231 | 432 | .535 |
| 8. Gwen Hackett | 1975-77 | 203 | 385 | .527 |
| 9. LaNisha Cartwell | 1998-02 | 419 | 810 | .517 |
| 10. Justina Smith | 1983-84 | 166 | 322 | .516 |

SINGLE-SEASON LEADERS

FIELD GOALS MADE

| Name | Season | GM | FGA | FGM |
|-----------------------|---------|----|-----|-----|
| 1. Shalonda Enis | 1995-96 | 32 | 629 | 296 |
| 2. Dominique Canty | 1997-98 | 34 | 506 | 262 |
| 3. Cassandra Crumpton | 1983-84 | 32 | 515 | 256 |
| 4. Linda Burgess | 1991-92 | 30 | 445 | 252 |
| 5. Terri Hillard | 1981-82 | 28 | 467 | 237 |
| 6. Carol Smith | 1985-86 | 29 | 414 | 231 |
| 7. Cassandra Crumpton | 1982-83 | 29 | 510 | 227 |
| 8. Carol Smith | 1983-84 | 30 | 393 | 217 |
| Julie Ellis | 1974-75 | 25 | 502 | 217 |
| 10. Niesa Johnson | 1994-95 | 31 | 497 | 216 |

FIELD GOALS ATTEMPTED

| Name | Season | GM | FGM | FGA |
|-----------------------|---------|----|-----|-----|
| 1. Shalonda Enis | 1995-96 | 32 | 296 | 629 |
| 2. Cassandra Crumpton | 1983-84 | 32 | 256 | 515 |
| 3. Cassandra Crumpton | 1982-83 | 29 | 227 | 510 |
| 4. Sandra Murray | 1977-78 | 31 | 191 | 507 |
| 5. Dominique Canty | 1997-98 | 34 | 262 | 506 |
| 6. Julie Ellis | 1974-75 | 25 | 217 | 502 |
| 7. Niesa Johnson | 1994-95 | 31 | 216 | 497 |
| 8. Tierney Jenkins | 2010-11 | 33 | 200 | 476 |
| 9. Terri Hillard | 1981-82 | 28 | 237 | 467 |
| 10. Niesa Johnson | 1991-92 | 30 | 165 | 465 |

FIELD GOAL PERCENTAGE (min. 100 att.)

| Name | Season | FGM | FGA | Pct |
|------------------------|---------|-----|-----|------|
| 1. Cynthia McDougle | 1984-85 | 106 | 186 | .566 |
| 2. Michelle Smith | 1988-89 | 101 | 173 | .584 |
| 3. Ashley Knight | 2017-18 | 69 | 119 | .580 |
| 4. DeeDee Davis | 1983-84 | 105 | 182 | .577 |
| 5. DeeDee Davis | 1986-87 | 80 | 139 | .576 |
| 6. Stacey Franklin | 1991-92 | 62 | 108 | .574 |
| 7. Laura Heard | 1987-88 | 121 | 212 | .571 |
| 8. Stacey Franklin | 1988-89 | 66 | 116 | .569 |
| 9. Courtney Strauthers | 2007-08 | 71 | 125 | .568 |
| Linda Burgess | 1991-92 | 252 | 444 | .568 |
| Michelle Smith | 1987-88 | 84 | 148 | .568 |

SINGLE-GAME LEADERS

FIELD GOALS MADE

| Name | Date/Opponent | FGM |
|-----------------------|-----------------------------------|-----|
| 1. Shalonda Enis | Nov. 29, 1995 vs. ETSU | 16 |
| Cassandra Crumpton | Jan. 22, 1983 vs. LSU | 16 |
| Linda Burgess | Dec. 2, 1991 vs. Loyola | 16 |
| 4. Dominique Canty | Jan. 31, 1999 vs. Tennessee | 15 |
| 5. Varisia Raffington | Nov. 28, 2009 vs. CSU Bakersfield | 14 |
| Dominique Canty | March 15, 1996 vs. App. State | 14 |
| Shalonda Enis | Dec. 2, 1995 vs. Richmond | 14 |
| Linda Burgess | March 19, 1992 vs. Tenn. Tech | 14 |
| Carol Smith | Nov. 22, 1985 vs. Tenn. State | 14 |
| Carol Smith | Jan. 7, 1984 vs. Georgia State | 14 |
| Cassandra Crumpton | Dec. 28, 1983 vs. St. John's | 14 |
| Carol Smith | Jan. 16, 1983 vs. Notre Dame | 14 |
| Terri Hillard | Jan. 25, 1982 vs. UAB | 14 |
| Terri Hillard | Jan. 6, 1982 vs. Miss. State | 14 |
| Donna Conway | Dec. 12, 1981 vs. Idaho State | 14 |

FIELD GOALS ATTEMPTED

| Name | Date/Opponent | FGA |
|---------------------|--------------------------------|-----|
| 1. Julie Ellis | Jan. 14, 1975 vs. Talladega | 31 |
| 2. Shalonda Enis | Feb. 19, 1996 vs. Vanderbilt | 29 |
| Shalonda Enis | Feb. 17, 1996 vs. Florida | 29 |
| 4. Shafontaye Myers | Nov. 19, 2012 vs. North Texas | 28 |
| Niesa Johnson | Feb. 26, 1994 vs. Ole Miss | 28 |
| Cassandra Crumpton | Jan. 22, 1983 vs. LSU | 28 |
| Terri Hillard | Jan. 25, 1982 vs. UAB | 28 |
| 8. Niesa Johnson | March 18, 1995 vs. Duke | 27 |
| Niesa Johnson | Jan. 26, 1992 vs. Tennessee | 27 |
| 10. Monique Bivens | Feb. 29, 2004 vs. Miss. State | 26 |
| Tracey Rutledge | Dec. 31, 1987 vs. N.M. State | 26 |
| Cassandra Crumpton | Jan. 1, 1984 vs. Auburn | 26 |
| Donna Conway | Dec. 5, 1981 vs. Georgia State | 26 |

FIELD GOAL PERCENTAGE (min. 7 att.)

| Name | Date/Opponent | Pct |
|---------------------|-----------------------------|-------------|
| 1. Laura Heard | Jan. 15, 1988 vs. Ark. St. | 1.000 (9-9) |
| Ariyah Copeland | Nov. 23, 2018 vs. Grambling | 1.000 (7-7) |
| Shondra Johnson | Nov. 17, 2000 vs. Samford | 1.000 (7-7) |
| Latrish Jones | Jan. 17, 1999 vs. Miss. St. | 1.000 (7-7) |
| Betsy Harris | Feb. 20, 1993 vs. Arkansas | 1.000 (7-7) |
| Camillia Crenshaw | Jan. 5, 1993 vs. Xavier | 1.000 (7-7) |
| Sissy Braden | Nov. 30, 1986 vs. Georgia | 1.000 (7-7) |
| 7. Quanetria Bolton | Nov. 22, 2015 vs. MVSU | .900 (9-10) |
| 8. Jamilah Johns | Jan. 4, 2003 at Houston | .889 (8-9) |
| Beth Vice | Nov. 30, 2002 vs. SFA | .889 (8-9) |
| 10. Ashley Williams | Jan. 26, 2014 vs. Georgia | .875 (7-8) |

RECORDS & HISTORY

THREE-POINT FIELD GOAL RECORDS

TEAM RECORDS

THREE-POINT FIELD GOALS MADE

Game: 14 vs. Mercer (Nov. 17, 2019)
 vs. Mississippi Valley State (Jan. 8, 1992)
 vs. Loyola Chicago (Feb. 3, 1993)

Season: 248 (1991-92)

THREE-POINT FIELD GOALS ATTEMPTED

Game: 39 vs. Mississippi Valley State (Jan. 8, 1992)

Season: 765 (1991-92)

THREE-POINT FIELD GOAL PERCENTAGE

Game (min. eight made):
 .706 (12-17) vs. Vanderbilt (Jan. 26, 2020)

Season: .401; 191-476 (2001-02)

INDIVIDUAL RECORDS

CAREER LEADERS

THREE-POINT FIELD GOALS MADE

| Name | Seasons | Pct | 3FGA | 3FG |
|---------------------|---------|------|------|-----|
| 1. Betsy Harris | 1990-94 | .373 | 729 | 272 |
| 2. Beth Vice | 1998-03 | .376 | 719 | 270 |
| 3. Niesa Johnson | 1991-95 | .348 | 761 | 265 |
| 4. Hannah Cook | 2014-18 | .335 | 781 | 262 |
| 5. Ericka Russell | 2008-12 | .299 | 709 | 212 |
| 6. Shafontaye Myers | 2010-14 | .304 | 693 | 211 |
| 7. Brittney Ezell | 1994-98 | .313 | 642 | 201 |
| 8. Monique Bivens | 2001-05 | .352 | 548 | 193 |
| 9. Nicole Carruth | 1996-01 | .396 | 399 | 158 |
| 10. Katie Sipe | 2001-05 | .360 | 425 | 153 |

THREE-POINT FIELD GOALS ATTEMPTED

| Name | Seasons | Pct | 3FG | 3FGA |
|---------------------|---------|------|-----|------|
| 1. Hannah Cook | 2014-18 | .335 | 262 | 781 |
| 2. Niesa Johnson | 1991-95 | .348 | 265 | 761 |
| 3. Betsy Harris | 1990-94 | .373 | 272 | 729 |
| 4. Beth Vice | 1998-03 | .376 | 270 | 719 |
| 5. Ericka Russell | 2008-12 | .299 | 212 | 709 |
| 6. Shafontaye Myers | 2010-14 | .304 | 211 | 693 |
| 7. Brittney Ezell | 1994-98 | .313 | 201 | 642 |
| 8. Monique Bivens | 2001-05 | .352 | 193 | 548 |
| 9. Katie Sipe | 2001-05 | .360 | 153 | 425 |
| Madonna Thompson | 1991-95 | .336 | 143 | 425 |

THREE-POINT FIELD GOAL PERCENTAGE (min. 200 att.)

| Name | Seasons | 3FG | 3FGA | Pct |
|-------------------|--------------|-----|------|------|
| 1. Nicole Carruth | 1996-01 | 158 | 399 | .396 |
| 2. Beth Vice | 1998-03 | 270 | 719 | .376 |
| 3. Betsy Harris | 1990-94 | 272 | 729 | .373 |
| 4. Leah Goss | 1993-98 | 180 | 489 | .368 |
| 5. Katie Sipe | 2001-05 | 153 | 425 | .360 |
| 6. Kate Mastin | 2002-07 | 144 | 404 | .356 |
| 7. Jasmine Walker | 2017-present | 127 | 360 | .353 |
| 8. Monique Bivens | 2001-05 | 193 | 548 | .352 |
| 9. Niesa Johnson | 1991-95 | 265 | 761 | .348 |
| 10. Pam Duncan | 1994-98 | 96 | 279 | .344 |

SINGLE-SEASON LEADERS

THREE-POINT FIELD GOALS MADE

| Name | Season | Pct | 3FGA | 3FG |
|---------------------|---------|------|------|-----|
| 1. Betsy Harris | 1993-94 | .348 | 264 | 91 |
| 2. Betsy Harris | 1992-93 | .428 | 208 | 89 |
| 3. Beth Vice | 2001-02 | .434 | 198 | 86 |
| 4. Shafontaye Myers | 2013-14 | .396 | 212 | 84 |
| 5. Hannah Cook | 2016-17 | .350 | 237 | 83 |
| 6. Shafontaye Myers | 2012-13 | .279 | 287 | 80 |
| 7. Niesa Johnson | 1991-92 | .329 | 231 | 76 |
| 8. Ericka Russell | 2010-11 | .366 | 205 | 75 |
| Niesa Johnson | 1994-95 | .375 | 200 | 75 |
| 10. Beth Vice | 2002-03 | .362 | 199 | 72 |

THREE-POINT FIELD GOALS ATTEMPTED

| Name | Season | Pct | 3FG | 3FGA |
|---------------------|---------|------|-----|------|
| 1. Shafontaye Myers | 2012-13 | .279 | 80 | 287 |
| 2. Betsy Harris | 1993-94 | .348 | 91 | 264 |
| 3. Hannah Cook | 2016-17 | .350 | 83 | 237 |
| 4. Niesa Johnson | 1991-92 | .329 | 76 | 231 |
| 5. Shafontaye Myers | 2013-14 | .396 | 84 | 212 |
| 6. Betsy Harris | 1992-93 | .428 | 89 | 208 |
| 7. Brittney Ezell | 1997-98 | .338 | 70 | 207 |
| 8. Ericka Russell | 2010-11 | .366 | 75 | 205 |
| 9. Kaundra Williams | 1998-99 | .309 | 63 | 204 |
| 10. Beth Vice | 2000-01 | .348 | 70 | 201 |

THREE-POINT FIELD GOAL PERCENTAGE (min. 100 att.)

| Name | Season | 3FG | 3FGA | Pct |
|---------------------|--------------|-----|------|------|
| 1. Beth Vice | 2001-02 | 86 | 198 | .434 |
| 2. Betsy Harris | 1992-93 | 89 | 208 | .428 |
| 3. Leah Goss | 1995-96 | 49 | 121 | .405 |
| 4. Katie Sipe | 2001-02 | 47 | 117 | .402 |
| 5. Shafontaye Myers | 2013-14 | 84 | 212 | .396 |
| 6. Betsy Harris | 1990-91 | 43 | 109 | .394 |
| 7. Nicole Carruth | 1998-99 | 43 | 110 | .391 |
| 8. Nicole Carruth | 2000-01 | 45 | 116 | .388 |
| 9. Monique Bivens | 2002-03 | 53 | 138 | .384 |
| 10. Jasmine Walker | 2017-present | 64 | 169 | .379 |

SINGLE-GAME LEADERS

THREE-POINT FIELD GOALS MADE

| Name | Date/Opponent | 3FG |
|---------------------|---------------------------------|-----|
| 1. Ericka Russell | Feb. 27, 2011 at Arkansas | 8 |
| Kate Mastin | Nov. 25, 2006 vs. CS Northridge | 8 |
| Beth Vice | Nov. 30, 2002 vs. S. F. Austin | 8 |
| Brittney Ezell | Jan. 11, 1998 vs. Arkansas | 8 |
| Betsy Harris | Feb. 16, 1994 vs. Auburn | 8 |
| Amy Lannom | Jan. 4, 1992 vs. Florida | 8 |
| 7. Shafontaye Myers | Jan. 24, 2013 vs. Auburn | 7 |
| Monique Bivens | Dec. 29, 2002 vs. Bucknell | 7 |
| Katie Sipe | Feb. 24, 2002 vs. LSU | 7 |
| Beth Vice | March 15, 2001 vs. Memphis | 7 |
| Nicole Carruth | Feb. 18, 1998 vs. Ga. Southern | 7 |
| Betsy Harris | Feb. 16, 1994 vs. Auburn | 7 |

THREE-POINT FIELD GOALS ATTEMPTED

| Name | Date/Opponent | 3FG |
|---------------------|-------------------------------|-----|
| 1. Shafontaye Myers | Nov. 19, 2012 vs. North Texas | 21 |
| 2. Niesa Johnson | March 18, 1995 vs. Duke | 18 |
| 3. Brittney Ezell | Jan. 11, 1998 vs. Arkansas | 17 |
| Betsy Harris | Jan. 16, 1994 vs. Florida | 17 |
| 5. Shafontaye Myers | Nov. 17, 2012 vs. UAPB | 16 |
| 6. Shafontaye Myers | Jan. 24, 2013 vs. Auburn | 15 |
| Kate Mastin | Jan. 5, 2006 vs. Florida | 15 |
| Betsy Harris | Jan. 30, 1994 vs. LSU | 15 |
| Niesa Johnson | Jan. 13, 1992 vs. App. State | 15 |
| Amy Lannom | Jan. 4, 1992 vs. Florida | 15 |

THREE-POINT FIELD GOAL PERCENTAGE (min. 5 attempts)

| Name | Date/Opponent | Pct |
|-------------------|--------------------------------|-------------|
| 1. Hannah Cook | Jan. 14, 2018 vs. Miss. State | 1.000 (5-5) |
| Brittney Ezell | Dec. 29, 1994 vs. UNC-Ash. | 1.000 (5-5) |
| Niesa Johnson | Dec. 20, 1991 vs. Houston | 1.000 (5-5) |
| 4. Beth Vice | Nov. 30, 2002 vs. S.F. Austin | .889 (8-9) |
| 5. Nicole Carruth | Feb. 18, 1998 vs. Ga. Southern | .875 (7-8) |
| 6. Jordan Lewis | Nov. 24, 2019 at Tulane | .857 (6-7) |
| Katie Sipe | Feb. 29, 2004 vs. Miss. State | .857 (6-7) |
| Nicole Carruth | Feb. 27, 1998 vs. S. Carolina | .857 (6-7) |
| 8. Jasmine Walker | Nov. 17, 2019 vs. Mercer | .800 (4-5) |
| Shafontaye Myers | Dec. 17, 2013 vs. Jacksonville | .800 (4-5) |
| Shafontaye Myers | Jan. 13, 2013 vs. Ole Miss | .800 (4-5) |
| Kate Mastin | Nov. 25, 2006 vs. CS North. | .800 (8-10) |
| Kate Mastin | Dec. 1, 2005 vs. Alabama A&M | .800 (4-5) |

FREE THROW RECORDS

TEAM RECORDS

FREE THROWS MADE

Game: 45 vs. Alabama State (Nov. 27, 1990)

Season: 565 (1998-99)

FREE THROWS ATTEMPTED

Game: 56 vs. Alabama State (Nov. 27, 1990)

Season: 831 (1993-94)

FREE-THROW PERCENTAGE

Game: 100.0 (20-20) vs. Clemson (Dec. 19, 1992)

Season: .771; 426-599 (1979-80)

INDIVIDUAL RECORDS

CAREER LEADERS

FREE THROWS MADE

| Name | Seasons | Pct | FTA | FT |
|---------------------|----------------|------|-----|-----|
| 1. Dominique Canty | 1995-99 | .718 | 875 | 628 |
| 2. Shondra Johnson | 1999-02 | .720 | 742 | 534 |
| 3. Niesa Johnson | 1992-95 | .778 | 562 | 437 |
| 4. Ashley Williams | 2013-15, 16-18 | .611 | 691 | 422 |
| 5. Yolanda Watkins | 1993-97 | .711 | 530 | 377 |
| 6. Carol Smith | 1982-86 | .639 | 556 | 355 |
| 7. Tierney Jenkins | 2008-11 | .693 | 502 | 348 |
| 8. Jordan Lewis | 2016-present | .708 | 487 | 345 |
| 9. Meoshonti Knight | 2014-18 | .657 | 522 | 343 |
| 10. Terri Hillard | 1980-84 | .563 | 536 | 302 |

FREE THROWS ATTEMPTED

| Name | Seasons | Pct | FT | FTA |
|---------------------|----------------|------|-----|-----|
| 1. Dominique Canty | 1995-99 | .718 | 628 | 875 |
| 2. Shondra Johnson | 1999-02 | .720 | 534 | 742 |
| 3. Ashley Williams | 2013-15, 16-18 | .611 | 422 | 691 |
| 4. Niesa Johnson | 1991-95 | .778 | 437 | 562 |
| 5. Carol Smith | 1982-86 | .639 | 355 | 556 |
| 6. Terri Hillard | 1980-84 | .563 | 302 | 536 |
| 7. Yolanda Watkins | 1992-97 | .711 | 377 | 530 |
| 8. Meoshonti Knight | 2014-18 | .657 | 343 | 522 |
| 9. Tierney Jenkins | 2008-11 | .693 | 348 | 502 |
| 10. Jordan Lewis | 2016-present | .708 | 345 | 487 |

FREE THROW PERCENTAGE (min. 200 att.)

| Name | Seasons | FT | FTA | Pct |
|---------------------|---------|-----|-----|------|
| 1. Sandra Rushing | 1982-86 | 168 | 209 | .804 |
| 2. Kate Mastin | 2003-07 | 191 | 244 | .783 |
| 3. Niesa Johnson | 1991-95 | 437 | 562 | .778 |
| 4. Marverly Nettles | 2004-06 | 174 | 226 | .770 |
| 5. Betsy Harris | 1990-94 | 261 | 340 | .768 |
| 6. Amy Lannom | 1988-92 | 213 | 282 | .755 |
| 7. Kelly Holland | 1978-82 | 153 | 203 | .754 |
| 8. Stacey Franklin | 1988-92 | 251 | 336 | .747 |
| 9. Hannah Cook | 2014-18 | 262 | 353 | .742 |
| 10. Tracey Rutledge | 1985-88 | 176 | 238 | .739 |

SINGLE-SEASON LEADERS

FREE THROWS MADE

| Name | Season | Pct | FTA | FT |
|--------------------|----------------|------|-----|-----|
| 1. Dominique Canty | 1997-98 | .752 | 270 | 203 |
| 2. Dominique Canty | 1998-99 | .767 | 236 | 181 |
| 3. Shondra Johnson | 2001-02 | .741 | 243 | 180 |
| 4. Shondra Johnson | 2000-01 | .717 | 205 | 147 |
| 5. Niesa Johnson | 1994-95 | .820 | 178 | 146 |
| 6. Shalonda Enis | 1995-96 | .684 | 212 | 145 |
| 7. Dominique Canty | 1996-97 | .661 | 218 | 144 |
| 8. Ashley Williams | 2013-15, 16-18 | .745 | 165 | 123 |
| 8. Shondra Johnson | 1999-00 | .669 | 169 | 113 |
| 9. Tierney Jenkins | 2010-11 | .721 | 154 | 111 |
| Marverly Nettles | 2004-05 | .766 | 145 | 111 |

MOST FREE THROWS MADE BY CLASS

Freshman: 109 - Yolanda Watkins (1992-93)

Sophomore: 144 - Dominique Canty (1996-97)

Junior: 203 - Dominique Canty (1997-98)

Senior: 181 - Dominique Canty (1998-99)

FREE THROWS ATTEMPTED

| Name | Season | Pct | FT | FTA |
|----------------------|---------|------|-----|-----|
| 1. Dominique Canty | 1997-98 | .752 | 203 | 270 |
| 2. Shondra Johnson | 2001-02 | .741 | 180 | 243 |
| 3. Dominique Canty | 1998-99 | .767 | 181 | 236 |
| 4. Dominique Canty | 1996-97 | .661 | 144 | 218 |
| 5. Shalonda Enis | 1995-96 | .684 | 145 | 212 |
| 6. Shondra Johnson | 2000-01 | .717 | 147 | 205 |
| 7. Ashley Williams | 2014-15 | .508 | 101 | 199 |
| 8. Ashley Williams | 2013-14 | .588 | 107 | 182 |
| 9. Niesa Johnson | 1994-95 | .820 | 146 | 178 |
| 10. Meoshonti Knight | 2016-17 | .674 | 118 | 175 |

FREE THROW PERCENTAGE (min. 50 att.)

| Name | Season | FT | FTA | Pct |
|-----------------------|---------|-----|-----|------|
| 1. Margaret Fisher | 1976-77 | 48 | 54 | .889 |
| 2. Kate Mastin | 2006-07 | 61 | 69 | .884 |
| 3. Sandra Rushing | 1984-85 | 46 | 53 | .868 |
| 4. Cassandra Crumpton | 1982-83 | 78 | 91 | .857 |
| 5. Anne Cale | 1977-78 | 49 | 59 | .831 |
| 6. Niesa Johnson | 1994-95 | 146 | 178 | .820 |
| Camillia Crenshaw | 1993-94 | 41 | 50 | .820 |
| 8. Sandra Rushing | 1985-86 | 76 | 95 | .800 |
| 9. Niesa Johnson | 1992-93 | 108 | 136 | .794 |
| 10. Hannah Cook | 2017-18 | 92 | 116 | .793 |

BEST FREE THROW PERCENTAGE BY CLASS

Freshman: .831 - Anne Cale (1977-78)

Sophomore: .889 - Margaret Fisher (1976-77)

Junior: .868 - Sandra Rushing (1984-85)

Senior: .884 - Kate Mastin (2006-07)

SINGLE-GAME LEADERS

FREE THROWS MADE

| Name | Date/Opponent | FT |
|--------------------|---------------------------------|----|
| 1. Shondra Johnson | Dec. 2, 2001 vs. Providence | 16 |
| 2. Cierra Johnson | Jan. 20, 2019 vs. LSU | 14 |
| Daisha Simmons | Dec. 20, 2013 vs. Troy | 14 |
| Shondra Johnson | March 12, 1999 vs. Grambling | 14 |
| 4. Beth Vice | Jan. 26, 2003 vs. Ole Miss | 13 |
| Shondra Johnson | Jan. 6, 2002 vs. Kentucky | 13 |
| Dominique Canty | Dec. 1, 1999 vs. South Alabama | 13 |
| Shalonda Enis | Dec. 30, 1995 vs. W. Kentucky | 13 |
| Yolanda Watkins | Feb. 13, 1994 vs. Kentucky | 13 |
| Yolanda Watkins | Dec. 5, 1992 vs. La. Tech | 13 |
| Stacey Franklin | Feb. 17, 1991 vs. Alabama State | 13 |

MOST FREE THROWS MADE BY CLASS

Freshman: 14 - Shondra Johnson (March 12, 1999)

Sophomore: 13 - Yolanda Watkins (Feb. 13, 1994)

Junior: 14 - Daisha Simmons (Dec. 20, 2013) & Cierra Johnson (Jan. 20, 2019)

Senior: 16 - Shondra Johnson (Dec. 2, 2001)

FREE THROWS ATTEMPTED

| Name | Date/Opponent | FT |
|--------------------|------------------------------------|----|
| 1. Shondra Johnson | Dec. 20, 2000 vs. Creighton | 19 |
| 2. Shondra Johnson | Dec. 2, 2001 vs. Providence | 18 |
| Dominique Canty | Dec. 27, 1996 vs. Grambling | 18 |
| 4. Daisha Simmons | Dec. 20, 2013 vs. Troy | 17 |
| Shondra Johnson | Nov. 24, 2000 vs. California | 17 |
| Linda Burgess | Dec. 17, 1992 vs. Austin Peay | 17 |
| Sandra Murray | Jan. 23, 1978 vs. Jacksonville St. | 17 |
| 8. Cierra Johnson | Jan. 20, 2019 vs. LSU | 16 |
| Ashley Williams | March 2, 2014 vs. LSU | 16 |
| Shondra Johnson | Feb. 7, 2002 vs. Mississippi State | 16 |
| Shondra Johnson | Feb. 3, 2002 vs. Arkansas | 16 |
| Shondra Johnson | Nov. 27, 1999 vs. Drake | 16 |
| Shondra Johnson | March 12, 1999 vs. Grambling | 16 |
| Dominique Canty | Feb. 1, 1998 vs. Tennessee | 16 |
| Yolanda Watkins | Feb. 13, 1994 vs. Kentucky | 16 |

FREE THROW PERCENTAGE (min. 10 att.)

| Name | Date/Opponent | Pct |
|--------------------|-----------------------------------|---------------|
| 1. Dominique Canty | Dec. 1, 1998 vs. South Ala. | 1.000 (13-13) |
| Yolanda Watkins | Dec. 11, 1993 vs. La. Tech | 1.000 (13-13) |
| Yolanda Watkins | Dec. 5, 1992 vs. La. Tech | 1.000 (12-12) |
| Betsy Harris | Feb. 9, 1991 vs. Florida | 1.000 (12-12) |
| Shondra Johnson | Jan. 27, 2000 vs. Kentucky | 1.000 (10-10) |
| Camillia Crenshaw | Feb. 28, 1994 vs. Troy | 1.000 (10-10) |
| Betsy Harris | Dec. 17, 1991 vs. Austin Peay | 1.000 (10-10) |
| Lisa DePriest | Feb. 10, 1980 vs. LSU | 1.000 (10-10) |
| 9. Kaneisha Horn | Feb. 21, 2013 vs. Mississippi St. | .900 (9-10) |
| Jordan Lewis | Feb. 27, 2020 at Texas A&M | .900 (9-10) |
| Jordan Lewis | Dec. 17, 2019 vs. Bethune-Cookman | .900 (9-10) |

BEST FREE-THROW PERCENTAGE BY CLASS

Freshman: 1.000 (12-12) - Yolanda Watkins (Dec. 5, 1992)

1.000 (12-12) - Betsy Harris (Feb. 9, 1991)

Sophomore: 1.000 (13-13) - Yolanda Watkins (Dec. 11, 1993)

1.000 (10-10) - Betsy Harris (Dec. 17, 1991)

Junior: 1.000 (10-10) - Lisa DePriest (Feb. 10, 1980)

Senior: 1.000 (13-13) - Dominique Canty (Dec. 1, 1998)

1.000 (10-10) - Shondra Johnson (Jan. 27, 2000)

1.000 (10-10) - Camillia Crenshaw (Feb. 28, 1994)

RECORDS & HISTORY

1,000 POINT CLUB



DOMINIQUE CANTY (5-10 • GUARD/FORWARD • CHICAGO, ILL.) - 2,294 POINTS

| YEAR | GP-GS | FG-FGA | PCT | 3FG-FGA | PCT | FT-FTA | PCT | REB-AVG | A | B | S | PTS-AVG |
|--------------|----------------|------------------|-------------|--------------|-------------|----------------|-------------|----------------|------------|-----------|------------|-------------------|
| 1995-96 | 31-20 | 176-332 | .530 | 0-7 | .000 | 100-151 | .662 | 210-6.8 | 75 | 15 | 55 | 452-14.6 |
| 1996-97 | 31-29 | 177-345 | .513 | 0-5 | .000 | 144-218 | .661 | 226-7.3 | 90 | 13 | 52 | 498-16.1 |
| 1997-98 | 34-33 | 262-506 | .518 | 5-24 | .208 | 203-270 | .752 | 241-7.1 | 164 | 16 | 43 | 732-21.5 |
| 1998-99 | 31-31 | 213-445 | .479 | 5-16 | .313 | 181-236 | .767 | 232-7.5 | 130 | 9 | 70 | 612-19.8 |
| TOTAL | 127-113 | 828-1,628 | .509 | 10-52 | .192 | 628-875 | .718 | 909-7.2 | 459 | 53 | 220 | 2,294-18.1 |



NIESHA JOHNSON (5-9 • GUARD • CLINTON, MISS.) - 2,134 POINTS

| YEAR | GP-GS | FG-FGA | PCT | 3FG-FGA | PCT | FT-FTA | PCT | REB-AVG | A | B | S | PTS-AVG |
|--------------|----------------|------------------|-------------|----------------|-------------|----------------|-------------|----------------|------------|-----------|------------|-------------------|
| 1991-92 | 30-29 | 165-464 | .356 | 76-231 | .329 | 82-111 | .739 | 212-7.1 | 151 | 6 | 86 | 488-16.3 |
| 1992-93 | 31-31 | 165-395 | .418 | 61-173 | .353 | 108-136 | .794 | 167-5.4 | 226 | 13 | 95 | 499-16.1 |
| 1993-94 | 33-33 | 170-419 | .406 | 53-160 | .331 | 101-137 | .737 | 181-5.5 | 237 | 15 | 93 | 494-15.0 |
| 1994-95 | 31-31 | 216-497 | .435 | 75-200 | .375 | 146-178 | .820 | 185-6.0 | 186 | 13 | 76 | 653-21.1 |
| TOTAL | 125-124 | 716-1,775 | .403 | 265-764 | .347 | 437-562 | .778 | 745-6.0 | 800 | 47 | 350 | 2,134-17.1 |



CAROL SMITH (6-2 • CENTER • MILAN, TENN.) - 2,018 POINTS

| YEAR | GP-GS | FG-FGA | PCT | 3FG-FGA | PCT | FT-FTA | PCT | REB-AVG | A | B | S | PTS-AVG |
|--------------|---------------|------------------|-------------|-----------|-----------|----------------|-------------|------------------|------------|-----------|------------|-------------------|
| 1982-83 | 29-NA | 191-349 | .547 | -- | -- | 89-156 | .571 | 267-9.2 | 23 | 33 | 39 | 471-16.2 |
| 1983-84 | 30-NA | 217-393 | .552 | -- | -- | 68-93 | .731 | 222-7.4 | 33 | 14 | 53 | 502-16.7 |
| 1984-85 | 28-26 | 189-342 | .553 | -- | -- | 103-161 | .640 | 283-10.1 | 29 | 17 | 44 | 481-17.2 |
| 1985-86 | 29-28 | 231-414 | .558 | -- | -- | 102-166 | .614 | 304-10.5 | 29 | 18 | 43 | 564-19.4 |
| TOTAL | 116-NA | 828-1,498 | .553 | -- | -- | 362-576 | .628 | 1,076-9.3 | 114 | 82 | 179 | 2,018-17.4 |



YOLANDA WATKINS (6-2 • FORWARD/CENTER • DECATUR, ALA.) - 1,778 POINTS

| YEAR | GP-GS | FG-FGA | PCT | 3FG-FGA | PCT | FT-FTA | PCT | REB-AVG | A | B | S | PTS-AVG |
|--------------|----------------|------------------|-------------|--------------|-------------|----------------|-------------|------------------|-----------|------------|------------|-------------------|
| 1992-93 | 31-24 | 174-400 | .435 | 1-18 | .056 | 109-147 | .741 | 270-8.7 | 17 | 40 | 44 | 458-14.8 |
| 1993-94 | 33-32 | 194-362 | .536 | 1-3 | .333 | 107-164 | .652 | 322-9.8 | 27 | 68 | 48 | 496-15.0 |
| 1994-95 | 30-28 | 190-390 | .487 | 14-27 | .519 | 85-121 | .702 | 277-9.2 | 21 | 40 | 28 | 479-16.0 |
| 1996-97 | 31-29 | 130-307 | .423 | 9-40 | .225 | 76-98 | .776 | 227-7.3 | 22 | 39 | 23 | 345-11.1 |
| TOTAL | 125-113 | 688-1,459 | .472 | 25-88 | .284 | 377-530 | .711 | 1,096-8.8 | 87 | 187 | 143 | 1,778-14.2 |



TERRI HILLARD (5-10 • FORWARD • MEMPHIS, TENN.) - 1,630 POINTS

| YEAR | GP-GS | FG-FGA | PCT | 3FG-FGA | PCT | FT-FTA | PCT | REB-AVG | A | B | S | PTS-AVG |
|--------------|---------------|------------------|-------------|-----------|-----------|----------------|-------------|----------------|------------|-----------|------------|-------------------|
| 1980-81 | 33-5 | 150-330 | .455 | -- | -- | 75-135 | .556 | 187-5.7 | 35 | 29 | 42 | 375-11.4 |
| 1981-82 | 28-28 | 237-466 | .509 | -- | -- | 95-165 | .576 | 232-8.3 | 32 | 27 | 43 | 569-20.4 |
| 1982-83 | 29-29 | 171-394 | .434 | -- | -- | 88-159 | .553 | 260-9.0 | 47 | 21 | 30 | 430-15.0 |
| 1983-84 | 32-32 | 104-252 | .413 | -- | -- | 48-86 | .558 | 157-4.9 | 144 | 14 | 58 | 256-8.0 |
| TOTAL | 122-94 | 662-1,442 | .459 | -- | -- | 306-545 | .561 | 836-6.9 | 258 | 91 | 173 | 1,630-13.4 |



TIERNEY JENKINS (6-0 • FORWARD • MT. JULIET, TENN.) - 1,535 POINTS

| YEAR | GP-GS | FG-FGA | PCT | 3FG-FGA | PCT | FT-FTA | PCT | REB-AVG | A | B | S | PTS-AVG |
|--------------|---------------|------------------|-------------|-------------|-------------|----------------|-------------|------------------|------------|-----------|------------|-------------------|
| 2007-08 | 30-26 | 140-310 | .452 | 1-5 | .200 | 73-110 | .664 | 200-6.7 | 15 | 20 | 53 | 354-11.8 |
| 2008-09 | 30-9 | 124-284 | .437 | 2-7 | .286 | 83-118 | .703 | 222-7.4 | 38 | 15 | 48 | 333-11.1 |
| 2009-10 | 29-21 | 128-266 | .481 | 0-0 | .000 | 81-120 | .675 | 264-9.1 | 40 | 14 | 49 | 337-11.6 |
| 2010-11 | 33-33 | 200-476 | .420 | 0-3 | .000 | 111-154 | .721 | 350-10.6 | 53 | 30 | 94 | 511-15.5 |
| TOTAL | 122-89 | 592-1,336 | .443 | 3-15 | .200 | 348-502 | .693 | 1,036-8.5 | 146 | 79 | 244 | 1,535-12.6 |

RECORDS & HISTORY

1,000 POINT CLUB



BETSY HARRIS (5-10 • GUARD • DECATUR, MISS.) - 1,522 POINTS

| YEAR | GP-GS | FG-FGA | PCT | 3FG-FGA | PCT | FT-FTA | PCT | REB-AVG | A | B | S | PTS-AVG |
|--------------|---------------|------------------|-------------|----------------|-------------|----------------|-------------|----------------|------------|----------|------------|-------------------|
| 1990-91 | 29-22 | 105-277 | .379 | 43-109 | .394 | 83-107 | .776 | 16-0.6 | 54 | 2 | 35 | 336-11.6 |
| 1991-92 | 30-6 | 108-289 | .374 | 49-148 | .331 | 64-82 | .780 | 76-2.5 | 43 | 0 | 37 | 329-11.0 |
| 1992-93 | 31-31 | 125-292 | .428 | 89-208 | .428 | 48-62 | .774 | 109-3.5 | 40 | 2 | 44 | 387-12.5 |
| 1993-94 | 33-33 | 156-385 | .405 | 91-264 | .345 | 66-89 | .742 | 98-3.0 | 50 | 3 | 29 | 470-14.2 |
| TOTAL | 123-92 | 494-1,243 | .397 | 273-729 | .373 | 261-340 | .768 | 299-2.4 | 187 | 7 | 145 | 1,522-12.4 |



HANNAH COOK (6-0 • GUARD • OZARK, MO.) - 1,468 POINTS

| YEAR | GP-GS | FG-FGA | PCT | 3FG-FGA | PCT | FT-FTA | PCT | REB-AVG | A | B | S | PTS-AVG |
|--------------|----------------|------------------|-------------|----------------|-------------|----------------|-------------|----------------|------------|-----------|------------|-------------------|
| 2014-15 | 32-25 | 93-285 | .326 | 51-171 | .298 | 44-71 | .620 | 105-3.3 | 43 | 7 | 38 | 281-8.8 |
| 2015-16 | 31-31 | 117-310 | .377 | 70-192 | .365 | 68-93 | .731 | 180-5.8 | 35 | 3 | 54 | 372-12.0 |
| 2016-17 | 36-36 | 136-364 | .374 | 83-237 | .350 | 58-73 | .795 | 177-4.9 | 61 | 2 | 45 | 413-11.5 |
| 2017-18 | 34-34 | 126-330 | .382 | 58-181 | .320 | 92-116 | .793 | 145-4.3 | 49 | 5 | 61 | 402-11.8 |
| TOTAL | 133-126 | 472-1,289 | .366 | 262-781 | .335 | 262-353 | .742 | 607-4.6 | 188 | 17 | 198 | 1,468-11.0 |



ASHLEY WILLIAMS (6-0 • FORWARD • COVINGTON, GA.) - 1,450 POINTS

| YEAR | GP-GS | FG-FGA | PCT | 3FG-FGA | PCT | FT-FTA | PCT | REB-AVG | A | B | S | PTS-AVG |
|--------------|----------------|------------------|-------------|------------|-------------|----------------|-------------|----------------|------------|-----------|------------|-------------------|
| 2013-14 | 30-23 | 133-268 | .496 | 0-0 | .000 | 107-182 | .588 | 198-6.6 | 13 | 6 | 16 | 373-12.4 |
| 2014-15 | 31-31 | 162-296 | .547 | 0-0 | .000 | 101-199 | .508 | 189-6.1 | 15 | 7 | 36 | 425-13.7 |
| 2016-17 | 36-32 | 88-205 | .429 | 0-0 | .000 | 91-145 | .628 | 235-6.5 | 30 | 5 | 19 | 267-7.4 |
| 2017-18 | 33-33 | 131-267 | .491 | 0-0 | .000 | 123-165 | .745 | 237-7.2 | 46 | 11 | 31 | 385-11.7 |
| TOTAL | 130-119 | 514-1,036 | .496 | 0-0 | .000 | 422-691 | .611 | 859-6.6 | 104 | 29 | 102 | 1,450-11.2 |



SHONDRA JOHNSON (5-9 • GUARD • NEW ORLEANS, LA.) - 1,411 POINTS

| YEAR | GP-GS | FG-FGA | PCT | 3FG-FGA | PCT | FT-FTA | PCT | REB-AVG | A | B | S | PTS-AVG |
|--------------|---------------|----------------|-------------|--------------|-------------|----------------|-------------|----------------|------------|-----------|------------|-------------------|
| 1998-99 | 31-12 | 80-158 | .506 | 7-21 | .333 | 94-125 | .752 | 92-8.4 | 116 | 7 | 37 | 261-8.4 |
| 1999-00 | 27-25 | 114-224 | .509 | 3-15 | .200 | 113-169 | .669 | 137-5.1 | 143 | 5 | 45 | 344-12.7 |
| 2000-01 | 27-25 | 106-224 | .473 | 2-15 | .133 | 147-205 | .717 | 104-3.9 | 137 | 7 | 50 | 361-13.4 |
| 2001-02 | 30-30 | 130-256 | .508 | 5-21 | .238 | 180-243 | .741 | 145-4.8 | 131 | 1 | 47 | 445-14.8 |
| TOTAL | 115-92 | 430-862 | .499 | 17-72 | .236 | 534-742 | .720 | 478-4.2 | 527 | 20 | 179 | 1,411-12.3 |



SHALONDA ENIS (6-1 • FORWARD/CENTER • CELESTE, TEXAS) - 1,309 POINTS

| YEAR | GP-GS | FG-FGA | PCT | 3FG-FGA | PCT | FT-FTA | PCT | REB-AVG | A | B | S | PTS-AVG |
|--------------|--------------|------------------|-------------|---------------|-------------|----------------|-------------|----------------|------------|-----------|------------|-------------------|
| 1995-96 | 32-32 | 296-629 | .471 | 29-89 | .326 | 145-212 | .684 | 305-9.5 | 60 | 35 | 66 | 766-23.9 |
| 1996-97 | 32-29 | 202-455 | .444 | 33-93 | .355 | 106-152 | .697 | 284-8.9 | 79 | 21 | 47 | 543-17.0 |
| TOTAL | 64-61 | 498-1,084 | .459 | 62-182 | .341 | 251-364 | .690 | 589-9.2 | 139 | 56 | 113 | 1,309-20.5 |



LESLIE PAYNE (6-2 • CENTER • PENSACOLA, FLA.) - 1,286 POINTS

| YEAR | GP-GS | FG-FGA | PCT | 3FG-FGA | PCT | FT-FTA | PCT | REB-AVG | A | B | S | PTS-AVG |
|--------------|---------------|------------------|-------------|-----------|-----------|----------------|-------------|----------------|------------|------------|-----------|-------------------|
| 1977-78 | 27-NA | 132-267 | .494 | -- | -- | 37-57 | .649 | 184-6.8 | 12 | 0 | 0 | 301-11.1 |
| 1978-79 | 21-NA | 80-160 | .500 | -- | -- | 65-88 | .739 | 180-8.6 | 11 | 17 | 13 | 225-10.7 |
| 1979-80 | 27-NA | 144-312 | .462 | -- | -- | 62-82 | .756 | 209-7.7 | 41 | 43 | 25 | 350-13.0 |
| 1980-81 | 33-NA | 161-326 | .494 | -- | -- | 88-120 | .733 | 236-7.2 | 36 | 50 | 28 | 410-12.4 |
| TOTAL | 108-NA | 517-1,065 | .485 | -- | -- | 252-347 | .726 | 809-7.5 | 100 | 110 | 66 | 1,286-11.9 |

RECORDS & HISTORY

1,000 POINT CLUB



CYNTHIA McDOUGLE (6-0 • FORWARD • WAYNESBORO, MISS.) - 1,261 POINTS

| YEAR | GP-GS | FG-FGA | PCT | 3FG-FGA | PCT | FT-FTA | PCT | REB-AVG | A | B | S | PTS-AVG |
|--------------|----------------|------------------|-------------|------------|-------------|----------------|-------------|----------------|-----------|-----------|-----------|-------------------|
| 1984-85 | 27-20 | 109-186 | .586 | -- | -- | 32-51 | .627 | 143-5.3 | 3 | 6 | 40 | 250-9.3 |
| 1985-86 | 29-25 | 110-211 | .521 | -- | -- | 63-93 | .677 | 166-5.7 | 4 | 1 | 12 | 283-9.7 |
| 1986-87 | 29-29 | 194-362 | .536 | -- | -- | 79-116 | .681 | 148-5.1 | 6 | 7 | 37 | 467-16.1 |
| 1988-89 | 28-28 | 120-275 | .433 | 0-0 | .000 | 21-35 | .600 | 112-4.0 | 27 | 5 | 8 | 261-9.3 |
| TOTAL | 113-102 | 533-1,034 | .515 | 0-0 | .000 | 195-295 | .661 | 569-5.0 | 40 | 19 | 97 | 1,261-11.2 |



LAURA VAUGHN (6-1 • FORWARD • KINGSFORT, TENN.) - 1,260 POINTS

| YEAR | GP-GS | FG-FGA | PCT | 3FG-FGA | PCT | FT-FTA | PCT | REB-AVG | A | B | S | PTS-AVG |
|--------------|---------------|------------------|-------------|---------------|-------------|----------------|-------------|----------------|------------|-----------|------------|-------------------|
| 1987-88 | 28-12 | 158-399 | .396 | 0-3 | .000 | 48-64 | .750 | 170-6.1 | 12 | 11 | 33 | 364-13.0 |
| 1988-89 | 28-13 | 114-265 | .430 | 8-29 | .276 | 25-37 | .676 | 129-4.6 | 36 | 8 | 24 | 261-9.3 |
| 1989-90 | 28-15 | 113-304 | .372 | 37-114 | .325 | 37-54 | .685 | 172-6.1 | 20 | 10 | 22 | 300-10.7 |
| 1990-91 | 29-15 | 133-305 | .436 | 17-70 | .243 | 52-72 | .722 | 193-6.7 | 64 | 9 | 28 | 335-11.6 |
| TOTAL | 113-55 | 518-1,273 | .407 | 62-216 | .287 | 162-227 | .714 | 664-5.9 | 132 | 38 | 107 | 1,260-11.2 |



BETH VICE (5-11 • GUARD • MT. STERLING, KY.) - 1,211 POINTS

| YEAR | GP-GS | FG-FGA | PCT | 3FG-FGA | PCT | FT-FTA | PCT | REB-AVG | A | B | S | PTS-AVG |
|--------------|---------------|------------------|-------------|----------------|-------------|----------------|-------------|----------------|------------|-----------|------------|-------------------|
| 1998-99 | 26-0 | 61-175 | .349 | 42-121 | .347 | 14-15 | .933 | 53-2.0 | 32 | 4 | 21 | 178-6.8 |
| 2000-01 | 30-11 | 104-279 | .373 | 70-201 | .348 | 35-46 | .761 | 79-2.6 | 55 | 1 | 26 | 313-10.4 |
| 2001-02 | 31-31 | 127-302 | .421 | 86-198 | .434 | 31-35 | .886 | 126-4.1 | 80 | 4 | 40 | 371-12.0 |
| 2002-03 | 28-19 | 114-292 | .390 | 72-199 | .362 | 49-62 | .790 | 113-4.0 | 68 | 12 | 23 | 349-12.5 |
| TOTAL | 115-61 | 406-1,048 | .387 | 270-719 | .376 | 129-158 | .816 | 371-3.2 | 235 | 21 | 110 | 1,211-10.5 |



NAVONDA MOORE (5-10 • GUARD/FORWARD • JACKSON, MISS.) - 1,185 POINTS

| YEAR | GP-GS | FG-FGA | PCT | 3FG-FGA | PCT | FT-FTA | PCT | REB-AVG | A | B | S | PTS-AVG |
|--------------|---------------|------------------|-------------|---------------|-------------|----------------|-------------|----------------|------------|-----------|------------|-------------------|
| 2003-04 | 23-3 | 81-191 | .424 | 7-30 | .233 | 46-64 | .719 | 83-3.6 | 29 | 2 | 42 | 215-9.3 |
| 2004-05 | 29-12 | 80-198 | .404 | 17-44 | .386 | 60-86 | .698 | 112-3.9 | 20 | 5 | 23 | 237-8.2 |
| 2005-06 | 27-19 | 114-289 | .394 | 24-85 | .282 | 86-123 | .699 | 129-4.8 | 51 | 10 | 49 | 338-12.5 |
| 2006-07 | 29-26 | 143-357 | .401 | 37-129 | .287 | 72-96 | .750 | 119-4.1 | 49 | 12 | 61 | 395-13.6 |
| TOTAL | 108-60 | 418-1,035 | .404 | 85-288 | .295 | 264-369 | .715 | 443-4.1 | 149 | 29 | 175 | 1,185-11.0 |



MONIQUE BIVENS (5-9 • GUARD • ALABASTER, ALA.) - 1,174 POINTS

| YEAR | GP-GS | FG-FGA | PCT | 3FG-FGA | PCT | FT-FTA | PCT | REB-AVG | A | B | S | PTS-AVG |
|--------------|---------------|------------------|-------------|----------------|-------------|----------------|-------------|----------------|-----------|-----------|-----------|-------------------|
| 2001-02 | 31-0 | 70-150 | .467 | 27-56 | .482 | 23-37 | .622 | 92-3.0 | 13 | 6 | 15 | 190-6.1 |
| 2002-03 | 28-18 | 80-227 | .352 | 53-138 | .384 | 19-30 | .633 | 87-3.1 | 17 | 5 | 17 | 232-8.3 |
| 2003-04 | 28-13 | 143-372 | .384 | 55-183 | .301 | 61-80 | .763 | 136-4.9 | 21 | 3 | 25 | 402-14.4 |
| 2004-05 | 29-23 | 122-326 | .374 | 58-171 | .339 | 48-68 | .706 | 109-3.8 | 28 | 5 | 22 | 350-12.1 |
| TOTAL | 116-54 | 415-1,075 | .386 | 193-548 | .352 | 151-215 | .702 | 424-3.7 | 79 | 19 | 79 | 1,174-10.1 |



ERICKA RUSSELL (5-7 • GUARD • TUSCALOOSA, ALA.) - 1,170 POINTS

| YEAR | GP-GS | FG-FGA | PCT | 3FG-FGA | PCT | FT-FTA | PCT | REB-AVG | A | B | S | PTS-AVG |
|--------------|---------------|------------------|-------------|----------------|-------------|----------------|-------------|----------------|------------|-----------|------------|-------------------|
| 2008-09 | 30-25 | 106-312 | .340 | 57-204 | .279 | 35-47 | .745 | 75-2.5 | 32 | 5 | 30 | 304-10.1 |
| 2009-10 | 27-21 | 112-322 | .348 | 46-183 | .251 | 38-55 | .691 | 83-3.1 | 38 | 6 | 33 | 308-11.4 |
| 2010-11 | 33-33 | 130-338 | .385 | 75-105 | .366 | 42-59 | .712 | 82-2.5 | 53 | 10 | 53 | 377-11.4 |
| 2011-12 | 19-19 | 66-198 | .333 | 34-117 | .291 | 15-22 | .682 | 40-2.1 | 19 | 0 | 26 | 181-9.5 |
| TOTAL | 109-98 | 414-1,170 | .354 | 212-609 | .348 | 130-183 | .710 | 280-2.6 | 142 | 21 | 142 | 1,170-10.7 |

1,000 POINT CLUB



GLENDA BOSS (5-10 • GUARD • TENNILLE, GA.) - 1,168 POINTS

| YEAR | GP-GS | FG-FGA | PCT | 3FG-FGA | PCT | FT-FTA | PCT | REB-AVG | A | B | S | PTS-AVG |
|--------------|--------------|------------------|-------------|-----------|-----------|----------------|-------------|----------------|-----------|----------|-----------|-------------------|
| 1977-78 | 28-NA | 130-263 | .494 | -- | -- | 40-68 | .588 | 189-6.8 | 21 | 0 | 0 | 300-10.7 |
| 1978-79 | 17-NA | 84-166 | .506 | -- | -- | 53-77 | .688 | 112-6.6 | 2 | 2 | 10 | 221-13.0 |
| 1979-80 | 20-NA | 111-234 | .474 | -- | -- | 46-61 | .754 | 138-6.9 | 18 | 3 | 24 | 268-13.4 |
| 1980-81 | 32-27 | 164-355 | .462 | -- | -- | 51-73 | .699 | 171-5.3 | 19 | 3 | 36 | 379-11.8 |
| TOTAL | 97-NA | 489-1,018 | .480 | -- | -- | 190-279 | .681 | 610-6.3 | 60 | 8 | 70 | 1,168-12.0 |



JORDAN LEWIS (5-7 • GUARD • WINDERMERE, FLA.) - 1,155 POINTS

| YEAR | GP-GS | FG-FGA | PCT | 3FG-FGA | PCT | FT-FTA | PCT | REB-AVG | A | B | S | PTS-AVG |
|--------------|----------------|----------------|-------------|----------------|-------------|----------------|-------------|----------------|------------|----------|------------|-------------------|
| 2016-17 | 36-36 | 106-324 | .327 | 37-131 | .282 | 102-153 | .667 | 141-3.9 | 154 | 1 | 52 | 351-9.8 |
| 2017-18 | 31-31 | 87-274 | .318 | 29-88 | .330 | 99-135 | .733 | 120-3.9 | 108 | 1 | 35 | 302-9.7 |
| 2018-19 | 8-8 | 32-76 | .421 | 10-33 | .303 | 34-47 | .723 | 32-4.0 | 25 | 0 | 10 | 108-13.5 |
| 2019-20 | 30-30 | 120-308 | .390 | 44-127 | .346 | 110-152 | .724 | 136-4.5 | 117 | 2 | 35 | 394-13.1 |
| TOTAL | 105-105 | 345-982 | .351 | 120-379 | .317 | 345-487 | .708 | 429-4.1 | 404 | 4 | 132 | 1,155-11.0 |



MEOSHONTI KNIGHT (5-8 • GUARD • MORGAN CITY, LA.) - 1,151 POINTS

| YEAR | GP-GS | FG-FGA | PCT | 3FG-FGA | PCT | FT-FTA | PCT | REB-AVG | A | B | S | PTS-AVG |
|--------------|---------------|----------------|-------------|---------------|-------------|----------------|-------------|----------------|------------|-----------|------------|------------------|
| 2014-15 | 32-3 | 73-187 | .390 | 10-34 | .294 | 79-121 | .653 | 81-2.5 | 38 | 5 | 43 | 235-7.3 |
| 2015-16 | 31-31 | 108-277 | .390 | 16-70 | .229 | 82-134 | .612 | 113-3.6 | 61 | 10 | 50 | 314-10.1 |
| 2016-17 | 36-27 | 122-320 | .381 | 20-79 | .253 | 118-175 | .674 | 159-4.4 | 71 | 12 | 48 | 382-10.6 |
| 2017-18 | 33-7 | 72-188 | .383 | 12-47 | .255 | 64-92 | .696 | 76-2.3 | 45 | 6 | 32 | 220-6.7 |
| TOTAL | 132-68 | 375-972 | .386 | 58-230 | .252 | 343-522 | .657 | 429-3.3 | 215 | 33 | 173 | 1,151-8.7 |



LINDA BURGESS (6-1 • FORWARD • MADISON, ALA.) - 1,069 POINTS

| YEAR | GP-GS | FG-FGA | PCT | 3FG-FGA | PCT | FT-FTA | PCT | REB-AVG | A | B | S | PTS-AVG |
|--------------|--------------|----------------|-------------|------------|-------------|----------------|-------------|----------------|-----------|-----------|-----------|-------------------|
| 1990-91 | 29-28 | 186-358 | .520 | 0-0 | .000 | 87-134 | .649 | 228-7.9 | 29 | 21 | 45 | 459-15.8 |
| 1991-92 | 30-29 | 252-444 | .568 | 0-0 | .000 | 106-167 | .635 | 247-8.2 | 14 | 26 | 47 | 610-20.3 |
| TOTAL | 59-57 | 438-802 | .546 | 0-0 | .000 | 193-301 | .641 | 475-8.1 | 43 | 47 | 92 | 1,069-18.1 |



TRACEY RUTLEDGE (5-6 • GUARD • HULL, GA.) - 1,069 POINTS

| YEAR | GP-GS | FG-FGA | PCT | 3FG-FGA | PCT | FT-FTA | PCT | REB-AVG | A | B | S | PTS-AVG |
|--------------|--------------|------------------|-------------|---------------|-------------|----------------|-------------|----------------|------------|-----------|------------|-------------------|
| 1985-86 | 29-10 | 97-238 | .408 | -- | -- | 21-32 | .656 | 63-2.2 | 68 | 7 | 29 | 215-7.4 |
| 1986-87 | 28-23 | 184-428 | .430 | -- | -- | 79-102 | .775 | 69-2.5 | 91 | 8 | 53 | 447-16.0 |
| 1987-88 | 28-28 | 149-376 | .395 | 33-105 | .314 | 76-104 | .724 | 83-3.0 | 109 | 8 | 49 | 407-14.5 |
| TOTAL | 85-63 | 430-1,042 | .413 | 33-105 | .314 | 176-238 | .739 | 215-2.5 | 269 | 23 | 131 | 1,069-12.6 |



LANISHA CARTWELL (6-2 • CENTER • MONTEVALLO, ALA.) - 1,066 POINTS

| YEAR | GP-GS | FG-FGA | PCT | 3FG-FGA | PCT | FT-FTA | PCT | REB-AVG | A | B | S | PTS-AVG |
|--------------|---------------|----------------|-------------|------------|-------------|----------------|-------------|----------------|-----------|-----------|-----------|------------------|
| 1998-99 | 30-0 | 40-84 | .476 | 0-0 | .000 | 22-38 | .579 | 48-1.6 | 6 | 17 | 7 | 102-3.4 |
| 1999-00 | 29-22 | 97-186 | .522 | 0-0 | .000 | 51-82 | .622 | 139-4.8 | 7 | 18 | 17 | 245-8.4 |
| 2000-01 | 31-28 | 142-276 | .514 | 0-0 | .000 | 73-99 | .737 | 189-6.1 | 19 | 24 | 6 | 357-11.5 |
| 2001-02 | 31-30 | 140-264 | .530 | 0-0 | .000 | 82-117 | .701 | 154-5.0 | 11 | 16 | 11 | 362-11.7 |
| TOTAL | 121-80 | 419-810 | .517 | 0-0 | .000 | 228-336 | .679 | 530-4.4 | 43 | 75 | 41 | 1,066-8.8 |

RECORDS & HISTORY

1,000 POINT CLUB



SHAFONTAYE MYERS (5-8 • GUARD • NEWBERN, ALA.) - 1,030 POINTS

| YEAR | GP-GS | FG-FGA | PCT | 3FG-FGA | PCT | FT-FTA | PCT | REB-AVG | A | B | S | PTS-AVG |
|--------------|---------------|------------------|-------------|----------------|-------------|----------------|-------------|----------------|------------|----------|------------|------------------|
| 2010-11 | 25-0 | 39-120 | .325 | 21-85 | .247 | 17-24 | .708 | 28-1.1 | 17 | 0 | 11 | 116-4.6 |
| 2011-12 | 27-2 | 56-196 | .286 | 26-109 | .239 | 17-26 | .654 | 77-2.9 | 34 | 0 | 46 | 155-5.7 |
| 2012-13 | 31-13 | 116-378 | .308 | 80-287 | .279 | 21-29 | .724 | 74-2.4 | 21 | 4 | 41 | 333-10.7 |
| 2013-14 | 29-22 | 148-384 | .385 | 84-212 | .396 | 46-65 | .708 | 113-3.9 | 29 | 3 | 43 | 426-14.7 |
| TOTAL | 112-37 | 359-1,078 | .333 | 211-693 | .304 | 101-144 | .701 | 292-2.6 | 101 | 7 | 141 | 1,030-9.2 |



CASSANDRA CRUMPTON (5-11 • GUARD • ORRVILLE, ALA.) - 1,091 POINTS

| YEAR | GP-GS | FG-FGA | PCT | 3FG-FGA | PCT | FT-FTA | PCT | REB-AVG | A | B | S | PTS-AVG |
|--------------|--------------|------------------|-------------|-----------|-----------|----------------|-------------|----------------|------------|-----------|------------|-------------------|
| 1982-83 | 29-29 | 227-510 | .455 | -- | -- | 78-91 | .857 | 211-7.3 | 74 | 6 | 60 | 532-18.3 |
| 1983-84 | 32-31 | 256-515 | .497 | -- | -- | 47-66 | .712 | 185-5.8 | 62 | 5 | 82 | 559-17.5 |
| TOTAL | 61-60 | 483-1,025 | .471 | -- | -- | 125-157 | .796 | 396-6.5 | 136 | 11 | 142 | 1,091-17.9 |



SHAQUERA WADE (6-0 • GUARD • HUNTSVILLE, ALA.) - 1,028 POINTS

| YEAR | GP-GS | FG-FGA | PCT | 3FG-FGA | PCT | FT-FTA | PCT | REB-AVG | A | B | S | PTS-AVG |
|--------------|----------------|----------------|-------------|---------------|-------------|----------------|-------------|----------------|------------|-----------|------------|------------------|
| 2015-16 | 30-9 | 72-195 | .369 | 11-43 | .256 | 26-44 | .591 | 116-3.9 | 31 | 11 | 38 | 181-6.0 |
| 2016-17 | 36-32 | 126-297 | .424 | 25-77 | .325 | 63-91 | .692 | 206-5.7 | 61 | 13 | 57 | 340-9.4 |
| 2017-18 | 34-30 | 76-196 | .388 | 17-60 | .283 | 54-77 | .701 | 138-4.1 | 51 | 14 | 46 | 223-6.6 |
| 2018-19 | 31-29 | 108-295 | .366 | 32-101 | .317 | 36-62 | .581 | 133-4.3 | 65 | 14 | 41 | 284-9.2 |
| TOTAL | 128-120 | 382-983 | .389 | 85-281 | .302 | 179-274 | .653 | 592-4.5 | 208 | 52 | 182 | 1,028-7.8 |



BRITTNEY EZELL (5-5 • GUARD • FRANKLIN, TENN.) - 1,024 POINTS

| YEAR | GP-GS | FG-FGA | PCT | 3FG-FGA | PCT | FT-FTA | PCT | REB-AVG | A | B | S | PTS-AVG |
|--------------|----------------|----------------|-------------|----------------|-------------|----------------|-------------|----------------|------------|----------|------------|------------------|
| 1994-95 | 31-26 | 58-182 | .319 | 35-121 | .289 | 59-86 | .686 | 97-3.1 | 77 | 3 | 23 | 210-6.8 |
| 1995-96 | 32-31 | 81-249 | .325 | 53-170 | .312 | 46-77 | .597 | 84-2.6 | 180 | 0 | 46 | 261-8.2 |
| 1996-97 | 31-30 | 50-188 | .266 | 43-144 | .299 | 37-50 | .750 | 66-2.2 | 143 | 1 | 41 | 180-5.8 |
| 1997-98 | 34-34 | 109-294 | .371 | 70-207 | .338 | 85-128 | .664 | 106-3.1 | 220 | 2 | 56 | 373-11.0 |
| TOTAL | 128-120 | 298-913 | .326 | 201-642 | .313 | 227-341 | .666 | 353-2.8 | 620 | 6 | 166 | 1,024-8.0 |



LAURA HEARD (5-9 • FORWARD • ELBERTON, GA.) - 1,015 POINTS

| YEAR | GP-GS | FG-FGA | PCT | 3FG-FGA | PCT | FT-FTA | PCT | REB-AVG | A | B | S | PTS-AVG |
|--------------|---------------|----------------|-------------|------------|-------------|----------------|-------------|----------------|-----------|-----------|-----------|-------------------|
| 1986-87 | 27-0 | 51-91 | .560 | -- | -- | 36-56 | .642 | 105-3.8 | 5 | 1 | 20 | 138-5.1 |
| 1987-88 | 28-27 | 121-212 | .571 | 0-0 | .000 | 65-91 | .714 | 198-7.1 | 14 | 5 | 31 | 307-11.0 |
| 1988-89 | 27-24 | 127-239 | .531 | 0-0 | .000 | 70-99 | .707 | 270-10.0 | 5 | 3 | 23 | 324-12.0 |
| 1989-90 | 20-20 | 103-208 | .495 | 0-0 | .000 | 40-60 | .667 | 149-7.5 | 10 | 16 | 15 | 246-12.3 |
| TOTAL | 102-71 | 402-750 | .536 | 0-0 | .000 | 211-306 | .690 | 722-7.1 | 34 | 25 | 89 | 1,015-10.0 |

RECORDS & HISTORY

REBOUND RECORDS

REBOUNDS, GAME

| | | | |
|----|----|-----------------|--------------------------------------|
| 1. | 27 | Tierney Jenkins | Nov. 21, 2009 at Belmont |
| 2. | 24 | Leslie Payne | Feb. 23, 1979 vs. UAB |
| 3. | 22 | Carol Smith | Jan. 6, 1986 vs. UAB |
| 4. | 21 | Michelle Smith | Feb. 13, 1990 vs. Mississippi State |
| | 21 | Laura Heard | Jan. 30, 1989 vs. Florida State |
| 6. | 20 | Carol Smith | Dec. 1, 1982 vs. Memphis |
| 7. | 19 | Monique Bivins | Dec. 5, 2004 vs. UT-San Antonio |
| | 19 | Carol Smith | Feb. 5, 1986 vs. Georgia |
| 9. | 18 | Erin Hogue | Nov. 26, 2011 vs. Louisiana Tech |
| | 18 | Michelle Smith | Jan. 23, 1991 vs. Tuskegee |
| | 18 | Laura Heard | Feb. 17, 1989 vs. Kentucky |
| | 18 | Carol Smith | Dec. 1, 1984 vs. Mississippi College |
| | 18 | Carol Smith | Jan. 7, 1984 vs. Georgia State |

REBOUNDS, SEASON

| | | | |
|-----|-----|-----------------|---------|
| 1. | 350 | Tierney Jenkins | 2010-11 |
| 2. | 320 | Yolanda Watkins | 1993-94 |
| 3. | 309 | Carol Smith | 1985-86 |
| 4. | 305 | Shalonda Enis | 1995-96 |
| 5. | 291 | Sandra Murray | 1977-78 |
| 6. | 284 | Shalonda Enis | 1996-97 |
| 7. | 278 | Carol Smith | 1984-85 |
| 8. | 270 | Laura Heard | 1988-89 |
| 9. | 267 | Yolanda Watkins | 1992-93 |
| 10. | 264 | Tierney Jenkins | 2009-10 |
| | 264 | Sylvia Akers | 1981-82 |
| 12. | 262 | Justina Smith | 1983-84 |
| 13. | 253 | LaToya Caudle | 1998-99 |
| 14. | 250 | Carol Smith | 1982-83 |
| 15. | 247 | Linda Burgess | 1991-92 |
| | 247 | Terri Hillard | 1982-83 |

YEAR-BY-YEAR REBOUNDING LEADERS

| | | |
|---------|------------------|------|
| 1974-75 | Julie Ellis | 9.7 |
| 1975-76 | Mary Hudgins | 9.9 |
| 1976-77 | Mary Hudgins | 8.2 |
| 1977-78 | Sandra Murray | 9.4 |
| 1978-79 | Leslie Payne | 8.6 |
| 1979-80 | Leslie Payne | 7.7 |
| 1980-81 | Leslie Payne | 7.2 |
| 1981-82 | Sylvia Akers | 9.4 |
| 1982-83 | Carol Smith | 9.2 |
| 1983-84 | Justina Smith | 9.2 |
| 1984-85 | Carol Smith | 10.1 |
| 1985-86 | Carol Smith | 10.5 |
| 1986-87 | Cynthia McDougle | 5.1 |
| 1987-88 | Laura Heard | 5.1 |
| 1988-89 | Laura Heard | 7.1 |
| 1989-90 | Laura Heard | 10.0 |
| 1990-91 | Linda Burgess | 7.9 |
| 1991-92 | Linda Burgess | 8.2 |
| 1992-93 | Yolanda Watkins | 8.7 |
| 1993-94 | Yolanda Watkins | 9.8 |
| 1994-95 | Yolanda Watkins | 9.2 |
| 1995-96 | Shalonda Enis | 9.5 |
| 1996-97 | Shalonda Enis | 8.9 |
| 1997-98 | Dominique Canty | 7.1 |
| 1997-98 | Tausha Mills | 7.1 |
| 1998-99 | LaToya Caudle | 8.2 |

| | | |
|---------|------------------|------|
| 1999-00 | Joni Crenshaw | 5.6 |
| 2000-01 | LaNisha Cartwell | 6.1 |
| 2001-02 | LaNisha Cartwell | 5.0 |
| 2002-03 | Jamilah Jones | 7.8 |
| 2003-04 | Dee Merriweather | 7.6 |
| 2004-05 | Dee Merriweather | 6.8 |
| 2005-06 | Dee Merriweather | 8.4 |
| 2006-07 | Talisha Chandler | 6.6 |
| 2007-08 | Talisha Chandler | 7.3 |
| 2008-09 | Tierney Jenkins | 7.4 |
| 2009-10 | Tierney Jenkins | 9.1 |
| 2010-11 | Tierney Jenkins | 10.6 |
| 2011-12 | Meghan Perkins | 5.4 |
| 2012-13 | Kaneisha Horn | 5.4 |
| 2013-14 | Ashley Williams | 6.6 |
| 2014-15 | Ashley Williams | 6.1 |
| 2015-16 | Nikki Hegstetter | 6.2 |
| 2016-17 | Ashley Williams | 6.5 |
| 2017-18 | Ashley Williams | 7.2 |
| 2018-19 | Jasmine Walker | 7.5 |
| 2019-20 | Jasmine Walker | 7.1 |

REBOUNDS PER GAME, SEASON

| | | | |
|----|------|-----------------|---------|
| 1. | 10.5 | Carol Smith | 1985-86 |
| 2. | 10.6 | Tierney Jenkins | 2010-11 |
| 3. | 10.1 | Carol Smith | 1984-85 |
| 4. | 10.0 | Laura Heard | 1989-90 |
| 5. | 9.9 | Mary Hudgins | 1975-76 |
| 6. | 9.8 | Yolanda Watkins | 1993-94 |
| 7. | 9.7 | Julie Ellis | 1974-75 |
| 8. | 9.5 | Shalonda Enis | 1995-96 |
| 9. | 9.4 | Sylvia Akers | 1981-82 |
| | 9.4 | Sandra Murray | 1977-78 |

REBOUNDS PER GAME, CAREER

| | | | |
|-----|-----|-----------------|---------|
| 1. | 9.3 | Carol Smith | 1982-86 |
| 2. | 9.2 | Shalonda Enis | 1995-97 |
| 3. | 8.7 | Yolanda Watkins | 1992-97 |
| 4. | 8.5 | Tierney Jenkins | 2008-11 |
| 5. | 8.2 | Justina Smith | 1983-84 |
| 6. | 8.1 | Linda Burgess | 1990-92 |
| 7. | 7.2 | Dominique Canty | 1995-99 |
| | 7.2 | Leslie Payne | 1977-81 |
| 9. | 7.0 | Laura Heard | 1986-90 |
| 10. | 6.9 | Terri Hillard | 1980-84 |

REBOUNDS, CAREER

| | | | |
|-----|-------|------------------|------------------|
| 1. | 1,096 | Yolanda Watkins | 1992-97 |
| 2. | 1,076 | Carol Smith | 1982-86 |
| 3. | 1,036 | Tierney Jenkins | 2008-11 |
| 4. | 909 | Dominique Canty | 1995-99 |
| 5. | 823 | Terri Hillard | 1980-84 |
| 6. | 859 | Ashley Williams | 2013-15, 2016-18 |
| 7. | 809 | Leslie Payne | 1977-81 |
| 8. | 757 | Dee Merriweather | 2002-06 |
| 9. | 741 | Niesa Johnson | 1991-95 |
| 10. | 664 | Laura Vaughn | 1987-91 |

RECORDS & HISTORY

ASSIST RECORDS

ASSISTS, GAME

| | | | |
|----|----|----------------|-------------------------------------|
| 1. | 16 | Shelly Pyles | Feb. 12, 1986 vs. Kentucky |
| 2. | 15 | Niesa Johnson | March 5, 1994 vs. Ole Miss |
| 3. | 14 | Niesa Johnson | March 18, 1995 vs. Duke |
| | 14 | Niesa Johnson | Jan. 18, 1993 vs. South Alabama |
| 5. | 13 | Daleisha Carn | Dec. 3, 2008 vs. Sam Houston State |
| | 13 | Brittney Ezell | Jan. 18, 1998 vs. Mississippi State |
| | 13 | Brittney Ezell | Dec. 18, 1997 vs. UCLA |
| | 13 | Brittney Ezell | Feb. 3, 1996 vs. LSU |
| | 13 | Niesa Johnson | Feb. 6, 1993 vs. Mississippi State |
| | 13 | Niesa Johnson | Dec. 29, 1992 vs. Georgia Tech |
| | 13 | Amy Lannom | Feb. 9, 1991 vs. Florida |

ASSISTS, SEASON

| | | | |
|-----|-----|-----------------|---------|
| 1. | 237 | Niesa Johnson | 1993-94 |
| 2. | 226 | Niesa Johnson | 1992-93 |
| 3. | 220 | Brittney Ezell | 1997-98 |
| 4. | 186 | Niesa Johnson | 1994-95 |
| 5. | 180 | Dominique Canty | 1995-96 |
| 6. | 165 | Shelly Pyles | 1986-87 |
| 7. | 164 | Dominique Canty | 1997-98 |
| 8. | 154 | Jordan Lewis | 2016-17 |
| 9. | 151 | Niesa Johnson | 1991-92 |
| 10. | 145 | Mary Beasley | 1980-81 |

YEAR-BY-YEAR ASSIST LEADERS

| | | |
|---------|------------------|-----|
| 1974-75 | Leila Jones | 3.9 |
| 1976-77 | Mary Hudgins | 3.2 |
| 1977-78 | Beverly White | 2.6 |
| 1978-79 | Sandra Murray | 1.5 |
| 1979-80 | Susan Cunningham | 3.2 |
| 1980-81 | Mary Beasley | 4.4 |
| 1981-82 | Donna Conaway | 2.9 |
| | Kristie Snyder | 2.9 |
| 1982-83 | Lisa Leonard | 2.6 |
| 1983-84 | Terri Hillard | 4.5 |
| 1984-85 | Sandra Rushing | 3.9 |
| 1985-86 | Sandra Rushing | 5.2 |
| 1986-87 | Shelly Pyles | 5.8 |
| 1987-88 | Shelly Pyles | 4.9 |
| 1988-89 | Amy Lannom | 4.1 |
| 1989-90 | Amy Lannom | 3.2 |
| 1990-91 | Amy Lannom | 4.4 |
| 1991-92 | Niesa Johnson | 5.0 |
| 1992-93 | Niesa Johnson | 7.3 |
| 1993-94 | Niesa Johnson | 7.2 |
| 1994-95 | Niesa Johnson | 6.0 |
| 1995-96 | Brittney Ezell | 5.6 |
| 1996-97 | Brittney Ezell | 4.6 |
| 1997-98 | Brittney Ezell | 6.5 |
| 1998-99 | Dominique Canty | 4.2 |
| 1999-00 | Shondra Johnson | 5.3 |
| 2000-01 | Shondra Johnson | 5.1 |
| 2001-02 | Shondra Johnson | 4.4 |
| 2002-03 | Manisha Redus | 4.7 |
| 2003-04 | Manisha Redus | 3.4 |
| 2004-05 | Kate Mastin | 2.5 |
| 2005-06 | Leah Drury | 2.4 |

| | | |
|---------|--------------------|-----|
| 2006-07 | Nikki Davis | 3.1 |
| 2007-08 | Dedrea Magee | 3.3 |
| 2008-09 | Dedrea Magee | 4.1 |
| 2009-10 | Dedrea Magee | 3.8 |
| 2010-11 | LaToya King | 2.8 |
| 2011-12 | Khristin Lee | 2.7 |
| 2012-13 | Daisha Simmons | 3.8 |
| 2013-14 | Daisha Simmons | 4.3 |
| 2014-15 | Karyla Middlebrook | 3.2 |
| 2015-16 | Karyla Middlebrook | 2.7 |
| 2016-17 | Jordan Lewis | 4.3 |
| 2017-18 | Jordan Lewis | 3.5 |
| 2018-19 | Cierra Johnson | 3.1 |
| 2019-20 | Jordan Lewis | 3.9 |

ASSISTS, CAREER

| | | | |
|-----|-----|------------------|--------------|
| 1. | 800 | Niesa Johnson | 1991-95 |
| 2. | 620 | Brittney Ezell | 1994-99 |
| 3. | 525 | Shondra Johnson | 1999-02 |
| 4. | 505 | Shelly Pyles | 1984-88 |
| 5. | 459 | Dominique Canty | 1995-99 |
| 6. | 441 | Amy Lannom | 1988-92 |
| 7. | 404 | Jordan Lewis | 2016-Present |
| 8. | 368 | Sandra Rushing | 1982-86 |
| 9. | 351 | Dedrea Magee | 2007-10 |
| 10. | 280 | Madonna Thompson | 1991-95 |

ASSISTS PER GAME, SEASON

| | | | |
|-----|-----|-----------------|---------|
| 1. | 7.3 | Niesa Johnson | 1992-93 |
| 2. | 7.2 | Niesa Johnson | 1993-94 |
| 3. | 6.5 | Brittney Ezell | 1997-98 |
| 4. | 6.0 | Niesa Johnson | 1994-95 |
| 5. | 5.8 | Shelly Pyles | 1986-87 |
| 6. | 5.6 | Brittney Ezell | 1995-96 |
| 7. | 5.3 | Shondra Johnson | 1999-00 |
| 8. | 5.2 | Sandra Rushing | 1985-86 |
| 9. | 5.1 | Shondra Johnson | 2000-01 |
| 10. | 5.0 | Niesa Johnson | 1991-92 |

ASSISTS PER GAME, CAREER

| | | | |
|-----|-----|-----------------|--------------|
| 1. | 6.4 | Niesa Johnson | 1991-95 |
| 2. | 4.8 | Brittney Ezell | 1994-99 |
| 3. | 4.6 | Shondra Johnson | 1998-02 |
| 4. | 4.4 | Mary Beasley | 1980-81 |
| 5. | 4.3 | Shelly Pyles | 1984-88 |
| 6. | 4.0 | Daisha Simmons | 2012-14 |
| 7. | 3.9 | Amy Lannom | 1988-92 |
| 8. | 3.8 | Jordan Lewis | 2016-Present |
| 9. | 3.8 | Hazel Hall | 1980-81 |
| 10. | 3.6 | Dominique Canty | 1995-99 |

STEALS, BLOCKS, GAMES, DOUBLE-DOUBLES RECORDS

STEALS, GAME

| | | | |
|----|---|--------------------|---------------------------------------|
| 1. | 9 | Tierney Jenkins | Feb. 13, 2011 vs. Florida |
| | 9 | Dominique Canty | Feb. 21, 1999 vs. Vanderbilt |
| | 9 | Niesa Johnson | Feb. 20, 1993 vs. Arkansas |
| 4. | 8 | Hannah Cook | Feb. 22, 2018 vs. Georgia |
| | 8 | LaToya King | Dec. 28, 2010 at Southern Miss |
| | 8 | Yolanda Watkins | Jan. 30, 1994 vs. LSU |
| | 8 | Niesa Johnson | Feb. 28, 1993 vs. Georgia |
| | 8 | Tina Moore | Feb. 8, 1988 vs. Middle Tennessee |
| 9. | 7 | Cierra Johnson | Jan. 27, 2019 at Georgia |
| | 7 | Shaquera Wade | Nov. 27, 2016 vs. Alabama A&M |
| | 7 | Daisha Simmons | Nov. 17, 2012 vs. Arkansas-Pine Bluff |
| | 7 | Marverly Nettles | Nov. 22, 2004 vs. Middle Tennessee |
| | 7 | Beth Vice | Dec. 29, 2001 vs. Middle Tennessee |
| | 7 | Niesa Johnson | Jan. 18, 1994 vs. Mercer |
| | 7 | Shalonda Enis | Nov. 25, 1993 vs. Maine |
| | 7 | Stacey Franklin | Feb. 6, 1992 vs. Alabama State |
| | 7 | Niesa Johnson | Feb. 1, 1992 vs. Kentucky |
| | 7 | Melissa Del-Valle | Nov. 29, 1991 vs. ULM |
| | 7 | Tina Moore | Feb. 26, 1988 vs. Alabama State |
| | 7 | Shelly Pyles | Dec. 6, 1986 vs. Stephen F. Austin |
| | 7 | Shelly Pyles | Nov. 28, 1986 vs. Florida A&M |
| | 7 | Cynthia McDougle | Dec. 16, 1984 vs. Portland |
| | 7 | Shelly Pyles | Dec. 3, 1984 vs. West Florida |
| | 7 | Audrey Gavin | Feb. 4, 1984 vs. Delta State |
| | 7 | Terri Hillard | Jan. 4, 1984 vs. Auburn |
| | 7 | Cassandra Crumpton | Dec. 18, 1983 vs. Louisville |

STEALS, SEASON

| | | | |
|-----|----|--------------------|---------|
| 1. | 95 | Niesa Johnson | 1992-93 |
| 2. | 94 | Tierney Jenkins | 2010-11 |
| 3. | 93 | Niesa Johnson | 1993-94 |
| 4. | 89 | Shelly Pyles | 1986-87 |
| 5. | 86 | Niesa Johnson | 1991-92 |
| 6. | 82 | Cassandra Crumpton | 1983-84 |
| 7. | 80 | Tina Moore | 1987-88 |
| 8. | 76 | Niesa Johnson | 1994-95 |
| 9. | 71 | Shelly Pyles | 1986-87 |
| 10. | 70 | Dominique Canty | 1998-99 |

STEALS, CAREER

| | | | |
|-----|-----|------------------|---------|
| 1. | 350 | Niesa Johnson | 1991-95 |
| 2. | 251 | Shelly Pyles | 1984-88 |
| 3. | 244 | Tierney Jenkins | 2008-11 |
| 4. | 219 | Dominique Canty | 1995-99 |
| 5. | 198 | Hannah Cook | 2014-18 |
| 6. | 182 | Madonna Thompson | 1992-95 |
| | 182 | Shaquera Wade | 2015-19 |
| 8. | 176 | Shondra Johnson | 1999-02 |
| 9. | 175 | Navonda Moore | 2003-07 |
| 10. | 172 | Carol Smith | 1982-86 |

BLOCKS, GAME

| | | | |
|----|---|-------------------|---------------------------------------|
| 1. | 9 | Terri Hillard | March 5, 1981 vs. Mississippi College |
| 2. | 7 | Ashley Knight | Nov. 10, 2017 vs. Alabama A&M |
| | 7 | Yolanda Watkins | Feb. 20, 1993 vs. Arkansas |
| 3. | 6 | Ariyah Copeland | Nov. 19, 2018 vs. Clemson |
| | 6 | Ashley Knight | March 2, 2017 vs. Tennessee |
| | 6 | Ashley Knight | Dec. 19, 2016 vs. McNeese State |
| | 6 | Diamante Martinez | Nov. 13, 2015 vs. Alabama A&M |
| | 6 | Yolanda Watkins | Dec. 4, 1994 vs. Tennessee State |
| | 6 | Yolanda Watkins | March 26, 1994 vs. Penn State |
| | 6 | Yolanda Watkins | Jan. 30, 1994 vs. LSU |

6 Yolanda Watkins

Jan. 12, 1994 vs. Troy

BLOCKS, SEASON

| | | | |
|-----|----|------------------|---------|
| 1. | 90 | Ashley Knight | 2016-17 |
| 2. | 68 | Yolanda Watkins | 1993-94 |
| 3. | 61 | Tausha Mills | 1997-98 |
| 4. | 59 | Ashley Knight | 2017-18 |
| 5. | 52 | Ashley Knight | 2019-20 |
| | 52 | Dee Merriweather | 2004-05 |
| 6. | 50 | Leslie Payne | 1980-81 |
| 7. | 49 | Dee Merriweather | 2005-06 |
| 8. | 48 | Leslie Payne | 1980-81 |
| 9. | 41 | Quanetria Bolton | 2015-16 |
| 10. | 40 | Yolanda Watkins | 1994-95 |
| | 40 | Yolanda Watkins | 1992-93 |

BLOCKS, CAREER

| | | | |
|-----|-----|------------------|-----------|
| 1. | 221 | Ashley Knight | 2016-20 |
| 2. | 187 | Yolanda Watkins | 1992-97 |
| 3. | 138 | Dee Merriweather | 2002-06 |
| 4. | 125 | Leslie Payne | 1977-81 |
| 5. | 124 | Quanetria Bolton | 2014-2018 |
| 6. | 103 | Joni Crenshaw | 1998-01 |
| 7. | 98 | Terri Hillard | 1980-84 |
| 8. | 91 | Nikki Hegstetter | 2012-16 |
| 9. | 82 | Tausha Mills | 1996-99 |
| 10. | 81 | DeeDee Davis | 1983-87 |

GAMES PLAYED, SEASON

| | | | |
|-----|----|------------------|---------|
| 1. | 36 | Hannah Cook | 2016-17 |
| | 36 | Ashley Knight | 2016-17 |
| | 36 | Coco Knight | 2016-17 |
| | 36 | Meoshonti Knight | 2016-17 |
| | 36 | Jordan Lewis | 2016-17 |
| | 36 | Shaquera Wade | 2016-17 |
| | 36 | Ashley Williams | 2016-17 |
| 8. | 35 | Quanetria Bolton | 2016-17 |
| | 35 | Alana da Silva | 2016-17 |
| 10. | 34 | Hannah Cook | 2017-18 |
| | 34 | Alana da Silva | 2017-18 |
| | 34 | Shaquera Wade | 2017-18 |
| | 34 | Leah Goss | 1997-98 |
| | 34 | Dominique Canty | 1997-98 |
| | 34 | Brittney Ezell | 1997-98 |
| | 34 | Tausha Mills | 1997-98 |
| | 34 | LaToya Caudle | 1997-98 |

GAMES STARTED, SEASON

| | | | |
|----|----|--------------------|---------|
| 1. | 36 | Hannah Cook | 2016-17 |
| | 36 | Jordan Lewis | 2016-17 |
| 3. | 34 | Hannah Cook | 2017-18 |
| 4. | 33 | Ashley Williams | 2017-18 |
| | 33 | Tierney Jenkins | 2010-11 |
| | 33 | Erica Russell | 2010-11 |
| | 33 | Betsy Harris | 1993-94 |
| | 33 | Leslie Payne | 1980-81 |
| 9. | 32 | Shaquera Wade | 2016-17 |
| | 32 | Ashley Williams | 2016-17 |
| | 32 | Nikki Hegstetter | 2014-15 |
| | 32 | Karyla Middlebrook | 2014-15 |
| | 32 | Niesa Johnson | 1993-94 |
| | 32 | Mary Beasley | 1980-81 |

RECORDS & HISTORY

STEALS, BLOCKS, GAMES, DOUBLES-DOUBLES RECORDS

GAMES PLAYED, CAREER

| | | | |
|----|-----|------------------|-----------|
| 1. | 133 | Hannah Cook | 2014-18 |
| 2. | 132 | Meoshonti Knight | 2014-18 |
| 3. | 131 | Shaquera Wade | 2015-19 |
| 4. | 130 | Ashley Williams | 2014-18 |
| 5. | 129 | Leah Goss | 1993-98 |
| 6. | 128 | Quanetria Bolton | 2014-2018 |
| | 128 | Brittney Ezell | 1994-99 |
| 8. | 127 | Dominique Canty | 1995-99 |
| 9. | 125 | Yolanda Watkins | 1992-97 |
| | 125 | Niesa Johnson | 1991-95 |

GAMES STARTED, CAREER

| | | | |
|-----|-----|------------------|------------------|
| 1. | 126 | Hannah Cook | 2014-18 |
| 2. | 124 | Leah Goss | 1993-98 |
| 3. | 121 | Niesa Johnson | 1991-95 |
| 4. | 119 | Ashley Williams | 2013-15, 2016-18 |
| 5. | 114 | Brittney Ezell | 1994-99 |
| 6. | 113 | Yolanda Watkins | 1992-97 |
| 7. | 108 | Dominique Canty | 1995-99 |
| 8. | 105 | Jordan Lewis | 2016-present |
| 9. | 100 | Shaquera Wade | 2015-19 |
| 10. | 99 | Nikki Hegstetter | 2012-16 |
| | 99 | Cynthia McDougle | 1984-89 |

TEAM DOUBLE-DOUBLES, SEASON*

| | | | |
|-----|----|--|---------|
| 1. | 28 | | 1992-93 |
| 2. | 27 | | 1996-97 |
| 3. | 22 | | 1990-91 |
| | 22 | | 1991-92 |
| | 22 | | 2010-11 |
| 6. | 21 | | 1988-89 |
| | 21 | | 1978-79 |
| 8. | 20 | | 1993-94 |
| 9. | 19 | | 1985-86 |
| 10. | 18 | | 1984-85 |

DOUBLES-DOUBLES, SINGLE SEASON*

| | | | |
|-----|----|-----------------|---------|
| 1. | 20 | Tierney Jenkins | 2010-11 |
| 2. | 17 | Yolanda Watkins | 1993-94 |
| 3. | 16 | Shalonda Enis | 1995-96 |
| 4. | 15 | Carol Smith | 1985-86 |
| 5. | 14 | Yolanda Watkins | 1994-95 |
| 6. | 13 | Carol Smith | 1984-85 |
| | 13 | Laura Heard | 1988-89 |
| 8. | 12 | Yolanda Watkins | 1992-93 |
| | 12 | Shalonda Enis | 1996-97 |
| 10. | 11 | Linda Burgess | 1991-92 |

DOUBLES-DOUBLES, CAREER*

| | | | |
|-----|----|------------------|---------|
| 1. | 49 | Yolanda Watkins | 1992-97 |
| 2. | 43 | Tierney Jenkins | 2008-11 |
| 3. | 33 | Carol Smith* | 1982-86 |
| 4. | 28 | Shalonda Enis | 1995-97 |
| 5. | 26 | Leslie Payne | 1977-81 |
| 6. | 22 | Laura Head | 1986-90 |
| 7. | 20 | Linda Burgess | 1990-92 |
| | 20 | Ashley Williams | 2013-18 |
| 9. | 19 | Niesa Johnson | 1991-95 |
| 10. | 13 | Cynthia McDougle | 1988-91 |
| | 13 | Dominique Canty | 1995-99 |

*Double-double records are based on records available (missing records for 1981-82, 1982-83)

BOLD denotes current player

CRIMSON TIDE VICTORIES VS. AP TOP 25

| Opponent - Result | Date | Location |
|--|-----------------------------|------------------------|
| Alabama 82 - No. 18 Mississippi College 79 | Jan. 28, 1977 | Tuscaloosa, Ala. |
| Alabama 66 - No. 20 Kentucky 62 | Jan. 20, 1978 | Lexington, Ky. |
| Alabama 72 - No. 18 Memphis 69 | Feb. 19, 1979 | Tuscaloosa, Ala. |
| Alabama 77 - No. 3 Tennessee 71 | Jan. 3, 1981 | Baton Rouge, La. |
| No. 18 Alabama 80 - No. 14 N.C. State 72 | Dec. 4, 1983 | Chapel Hill, N.C. |
| No. 16 Alabama 78 - No. 20 Kentucky 49 | Dec. 20, 1983 | Lexington, Ky. |
| No. 17 Alabama 65 - No. 14 Auburn 56 | Jan. 5, 1984 | Auburn, Ala. |
| Alabama 64 - No. 13 Auburn 60 | Feb. 9, 1984 | Tuscaloosa, Ala. |
| No. 20 Alabama 80 - No. 6 Ole Miss 65 | Feb. 20, 1984 | Tuscaloosa, Ala. |
| No. 17 Alabama 85 - No. 10 Tennessee 66 | March 3, 1984 ¹ | Athens, Ga. |
| Alabama 84 - No. 9 Auburn 67 | Feb. 18, 1985 | Tuscaloosa, Ala. |
| Alabama 67 - No. 16 LSU 66 | Jan. 20, 1990 | Tuscaloosa, Ala. |
| Alabama 71 - No. 11 Auburn 68 | Feb. 21, 1990 | Tuscaloosa, Ala. |
| Alabama 93 - No. 16 Houston 80 | Dec. 20, 1991 | Tuscaloosa, Ala. |
| Alabama 80 - No. 18 LSU 72 | Jan. 18, 1992 | Tuscaloosa, Ala. |
| Alabama 103 - No. 23 Georgia Tech 101 ^{OT} | Dec. 29, 1992 | Philadelphia, Pa. |
| No. 16 Alabama 99 - No. 5 Louisiana Tech 77 | Dec. 11, 1993 | Tuscaloosa, Ala. |
| No. 11 Alabama 70 - No. 25 Georgia 57 | Jan. 5, 1994 | Tuscaloosa, Ala. |
| No. 17 Alabama 84 - No. 22 Auburn 71 | Feb. 16, 1994 | Tuscaloosa, Ala. |
| No. 16 Alabama 76 - No. 24 Ole Miss 64 | Feb. 26, 1994 | Oxford, Miss. |
| No. 16 Alabama 86 - No. 24 Ole Miss 84 ^{OT} | March 4, 1994 ¹ | Chattanooga, Tenn. |
| No. 10 Alabama 71 - No. 6 Vanderbilt 63 | Jan. 8, 1995 | Tuscaloosa, Ala. |
| No. 18 Alabama 84 - No. 15 Ole Miss 78 | Feb. 27, 1995 | Tuscaloosa, Ala. |
| No. 19 Alabama 92 - No. 8 Arkansas 85 ^{OT} | Jan. 4, 1996 | Fayetteville, Ark. |
| No. 18 Alabama 69 - No. 25 Auburn 67 | Jan. 24, 1996 | Tuscaloosa, Ala. |
| No. 12 Alabama 73 - No. 17 Florida 54 | Feb. 17, 1996 | Tuscaloosa, Ala. |
| No. 13 Alabama 65 - No. 16 Auburn 59 | March 2, 1996 ¹ | Chattanooga, Tenn. |
| No. 10 Alabama 88 - No. 23 N.C. State 68 | March 17, 1996 ² | Tuscaloosa, Ala. |
| No. 7 Alabama 68 - No. 9 Penn State 47 | Dec. 19, 1996 | Myrtle Beach, S.C. |
| No. 7 Alabama 88 - No. 19 North Carolina 74 | Dec. 20, 1996 | Myrtle Beach, S.C. |
| No. 6 Alabama 68 - No. 18 Auburn 65 | Jan. 7, 1997 | Auburn, Ala. |
| No. 5 Alabama 68 - No. 4 Georgia 64 | Jan. 15, 1997 | Athens, Ga. |
| No. 7 Alabama 102 - No. 17 Arkansas 61 | Feb. 6, 1997 | Tuscaloosa, Ala. |
| No. 7 Alabama 86 - No. 10 Florida 81 | Feb. 16, 1997 | Gainesville, Fla. |
| No. 6 Alabama 70 - No. 15 Vanderbilt 60 | Feb. 23, 1997 | Tuscaloosa, Ala. |
| No. 7 Alabama 85 - No. 23 Arkansas 63 | March 1, 1997 ¹ | Chattanooga, Tenn. |
| Alabama 62 - No. 18 Auburn 46 | Jan. 7, 1998 | Tuscaloosa, Ala. |
| No. 24 Alabama 90 - No. 23 Georgia 77 | Feb. 8, 1998 | Tuscaloosa, Ala. |
| No. 24 Alabama 73 - No. 8 Florida 51 | Feb. 14, 1998 | Tuscaloosa, Ala. |
| No. 20 Alabama 74 - No. 12 Florida 61 | Feb. 28, 1998 ¹ | Columbus, Ga. |
| No. 11 Alabama 75 - No. 25 UCLA 74 | March 15, 1998 ² | Tuscaloosa, Ala. |
| No. 7 Alabama 79 - No. 8 Old Dominion 68 | Dec. 5, 1998 | Richmond, Va. |
| No. 25 Alabama 72 - No. 17 Auburn 57 | Feb. 11, 1999 | Tuscaloosa, Ala. |
| No. 24 Alabama 76 - No. 23 Auburn 72 | Feb. 26, 1999 ¹ | Chattanooga, Tenn. |
| Alabama 72 - No. 7 LSU 68 | Feb. 10, 2000 | Tuscaloosa, Ala. |
| Alabama 60 - No. 25 Auburn 53 | Jan. 11, 2001 | Tuscaloosa, Ala. |
| Alabama 65 - No. 25 Mississippi State 62 | Jan. 21, 2001 | Starkville, Miss. |
| Alabama 78 - No. 22 Auburn 70 | Jan. 24, 2002 | Tuscaloosa, Ala. |
| Alabama 92 - No. 25 Mississippi State 86 | Feb. 7, 2002 | Tuscaloosa, Ala. |
| Alabama 70 - No. 24 BYU 59 | Dec. 21, 2002 | Albuquerque, N.M. |
| Alabama 77 - No. 7 Kentucky 75 | Feb. 16, 2012 | Tuscaloosa, Ala. |
| Alabama 57 - No. 9 Kentucky 55 | Jan. 23, 2014 | Lexington, Ky. |
| Alabama 53 - No. 12 Nebraska 51 | Dec. 7, 2014 | Tuscaloosa, Ala. |
| Alabama 72 - No. 11 Tennessee 63 | Feb. 15, 2018 | Knoxville, Tenn. |
| Alabama 86 - No. 20 Tennessee 65 | Jan. 17, 2019 | Tuscaloosa, Ala. |
| Alabama 66 - No. 9 Mississippi State 64 | Feb. 23, 2020 | Starkville, Miss. |
| Alabama 76 - No. 12 Texas A&M 63 | Feb. 27, 2020 | College Station, Texas |

1 - SEC Tournament game
2 - NCAA Tournament game

CRIMSON TIDE 100-POINT GAMES

| Date | Score | Opponent | Location |
|----------------|----------------------|--------------------------|----------|
| Jan. 17, 1976 | 101-40 | Tuskegee | H |
| Feb. 9, 1976 | 106-64 | Montevallo | H |
| Jan. 14, 1980 | 104-72 | Alabama-Huntsville | A |
| Dec. 27, 1983 | 102-42 | Xavier | N |
| Dec. 29, 1983 | 113-47 | Queens College | A |
| Feb. 1, 1985 | 100-67 | Georgia State | H |
| Dec. 18, 1986 | 102-58 | Illinois-Chicago | H |
| Nov. 27, 1987 | 103-56 | Tennessee State | A |
| Nov. 29, 1988 | 107-43 | Tennessee State | H |
| Nov. 25, 1989 | 102-70 | Georgia State | A |
| Nov. 30, 1990 | 106-41 | Tuskegee | N |
| Feb. 13, 1991 | 105-74 | Alabama State | H |
| Nov. 26, 1991 | 103-62 | Alabama State | H |
| Nov. 29, 1991 | 118-86 | ULM | N |
| Dec. 6, 1991 | 100-80 | Cincinnati | N |
| Dec. 7, 1991 | 101-69 | Middle Tennessee | A |
| Jan. 4, 1992 | 101-103 ¹ | Florida | H |
| Jan. 13, 1992 | 114-90 | Appalachian State | A |
| Feb. 20, 1992 | 100-75 | Oral Roberts | H |
| Feb. 24, 1992 | 110-51 | Mississippi Valley State | H |
| Feb. 29, 1992 | 105-81 | Georgia | H |
| March 18, 1992 | 100-87 | Tennessee Tech | H |
| Dec. 15, 1992 | 111-79 | Austin Peay State | H |
| Dec. 18, 1992 | 117-51 | Grambling State | H |
| Dec. 29, 1992 | 103-101 ² | Georgia Tech | N |
| Feb. 3, 1993 | 107-64 | Loyola-Chicago | H |
| Feb. 6, 1993 | 102-89 | Mississippi State | A |
| Feb. 25, 1993 | 122-52 ³ | Oral Roberts | H |
| March 5, 1993 | 106-86 | LSU | N |
| March 17, 1993 | 102-70 | Georgia Southern | H |
| Dec. 29, 1993 | 107-53 | East Carolina | N |
| Jan. 12, 1994 | 119-43 | Troy | A |
| Jan. 18, 1994 | 101-46 | Mercer | H |
| Feb. 28, 1994 | 101-66 | Troy | H |
| Dec. 3, 1994 | 105-87 | Notre Dame | N |
| Dec. 9, 1994 | 102-50 | Lamar | N |
| Dec. 29, 1994 | 119-46 | UNC-Asheville | N |
| Jan. 3, 1995 | 102-64 | East Tennessee State | H |
| March 18, 1995 | 121-120 ⁴ | Duke | H |
| Jan. 31, 1996 | 105-42 | Alabama State | H |
| Nov. 28, 1996 | 102-74 | Arizona State | N |
| Jan. 17, 1997 | 101-67 | Oral Roberts | A |
| Feb. 6, 1997 | 102-61 | Arkansas | H |
| Dec. 2, 1997 | 104-43 | Samford | H |
| Feb. 21, 1999 | 102-59 | Vanderbilt | H |
| Nov. 20, 2001 | 101-58 | Troy | H |
| Dec. 2, 2006 | 102-48 | Savannah State | H |
| Dec. 20, 2013 | 113-105 ² | Troy | H |
| Nov. 17, 2019 | 111-56 | Mercer | H |

1 - overtime loss
2 - overtime game
3 - school record
4 - four overtimes

RECORDS & HISTORY

HOME GAME RECORDS

MILESTONE VICTORIES

| | | |
|--------------|---------------|-------------------------------|
| First | Dec. 6, 1974 | Alabama 78, Athens 50 |
| 50th | Jan. 21, 1978 | Alabama 77, North Carolina 72 |
| 100th | Jan. 31, 1981 | Alabama 80, Georgia 66 |
| 150th | Dec. 27, 1983 | Alabama 102, Xavier 42 |
| 200th | Nov. 29, 1986 | Alabama 76, UAB 49 |
| 250th | Nov. 24, 1989 | Alabama 86, Chattanooga 59 |
| 300th | Feb. 12, 1992 | Alabama 72, Auburn 69 |
| 400th | Nov. 28, 1996 | Alabama 102, Arizona State 74 |
| 500th | Jan. 28, 2001 | Alabama 67, Ole Miss 64 |
| 600th | Dec. 30, 2008 | Alabama 81, Ball State 75 |
| 700th | Feb. 25, 2016 | Alabama 54, Tennessee 46 |

TOP HOME CROWDS

| | | |
|-----|-----------------------------------|-------|
| 1. | Tennessee on Jan. 31, 1999 | 9,786 |
| 2. | Tennessee on Feb. 4, 2001 | 7,647 |
| 3. | Tennessee on Jan. 26, 1997 | 7,523 |
| 4. | Alabama A&M on Dec. 11, 1999 | 7,094 |
| 5. | New Orleans on Nov. 11, 2016 | 7,042 |
| 6. | Tennessee on Feb. 5, 1995 | 6,989 |
| 7. | Tennessee on Feb. 19, 2006 | 5,380 |
| 8. | Vanderbilt on Jan. 8, 1995 | 5,297 |
| 9. | Tennessee on Jan. 28, 2007 | 4,601 |
| 10. | Tennessee on Feb. 27, 2005 | 4,355 |
| 11. | Georgia on Feb. 8, 1998 | 4,233 |
| 12. | Georgia State on Dec. 15, 2016 | 4,203 |
| 13. | Jacksonville on Nov. 16, 2017 | 4,179 |
| 14. | South Alabama on Dec. 5, 2018 | 4,149 |
| 15. | Middle Tennessee on Dec. 19, 1994 | 4,105 |

1 NCAA Tournament games
2 Played at Foster Auditorium

TEAM RECORDS

| | |
|-----------------------------------|---|
| Points Scored | 122 by Alabama vs. Oral Roberts (Feb. 25, 1993) |
| Rebounds | 69 by Alabama vs. Oral Roberts (Feb. 25, 1993) |
| Field Goals Made | 50 by Alabama vs. Montevallo (Feb. 9, 1976) |
| Field Goals Attempted | 114 by Alabama vs. Duke (4 OT) (March 18, 1995) |
| Field Goal Percentage | 65.0 by Texas Tech (Dec. 9, 1986) |
| FG Attempted, Both Teams | 207 (UA 114, Duke 93) in 4 OT (March 18, 1995) |
| Free Throws Made | 45 by Alabama vs. Alabama State (Nov. 27, 1990) |
| Free Throws Attempted | 56 by Alabama vs. Alabama State (Nov. 27, 1990) |
| Free Throw Percentage | 1.000 (20-20) by Alabama vs. Clemson (Dec. 19, 1993) |
| Free Throws Missed | 24 by Alabama vs. Talladega (Feb. 7, 1976) |
| 3-Point FG Made | 14 (of 27) by Alabama vs. Mercer (Nov. 17, 2019) 14 (of 29) by Alabama vs. Loyola Chicago (Feb. 3, 1993) 14 (of 43) by South Carolina (Jan. 22, 1995) |
| 3-Point FG Attempted | 52 by Alabama vs. Duke (4 OT) (March 18, 1995) |
| 3-Point FG Percentage | 1.000 (3-3) by Alabama (Dec. 12, 1987) 1.000 by LSU (Jan. 20, 1988) |
| 3-Point FG Attempted, Both Teams | 70 (Alabama 52, Duke 18) 4 OT (March 18, 1995) |
| Assists | 35 by Alabama vs. Vanderbilt (Nov. 19, 1980) |
| Steals | 30 by Alabama vs. Oral Roberts (Feb. 25, 1993) |
| Blocked Shots | 18 by Alabama vs. LSU (Jan. 22, 1983) |
| Turnovers | 45 by Oral Roberts (Feb. 25, 1993) |
| Fouls | 37 by Alabama vs. Alabama State (Feb. 13, 1991) |
| Fouls, Both Teams | 62 (31 by UA, 31 by Grambling State) (Nov. 26, 1994) |
| Points by Opponent | 120 (4 OT) by Duke (March 18, 1995) |
| Points, Both Teams | 241 (121 by UA, 120 by Duke) (4 OT) (March 18, 1995) |
| Margin of Victory | 70 by Alabama (122) vs. Oral Roberts (52) (Feb. 25, 1993) |
| Loss Margin | 51 (Tennessee 95, Alabama 44) (Feb. 5, 1995) |
| Points Scored in a Half | 68 by Alabama, second half, vs. Mississippi Valley State (Feb. 24, 1992) |
| Points Scored in a Quarter | 41, second quarter vs. Mercer (Nov. 17, 2019) |
| Fewest Points Alabama, Game | 34 by Alabama vs. South Carolina (Feb. 9, 2003) |
| Fewest Points Alabama, Quarter | 3, second quarter, by Alabama vs. Arkansas (Jan. 25, 2017) |
| Fewest Points, Opponent | 21 by Georgia State (Dec. 21, 1990) |
| Fewest Points, Opponent, Quarter | 0, first quarter, by Lipsomb (Nov. 17, 2016) |
| Fewest Points, Both Teams | 82 - South Carolina 48, Alabama 34 (Feb. 9, 2003) |
| Attendance, Single | 9,786 vs. Tennessee (Jan. 31, 1999) |
| Attendance, Doubleheader with Men | 8,379 vs. Florida (men vs. LSU) (Feb. 17, 1996) |
| Most Overtimes | 4 Alabama vs. Duke, NCAA second round UA 121 - Duke 120 (March 18, 1995) |

INDIVIDUAL RECORDS

| | |
|-----------------------|--|
| Points | 43 by Rhyne Howard, Kentucky (Jan. 10, 2020) |
| Rebounds | 21 by Laura Heard (UA) vs. Florida State (Jan. 30, 1989) |
| Field Goals Made | 16 by Cassandra Crumpton (UA) vs. LSU (Jan. 22, 1983) |
| Field Goals Attempted | 37 by Lisa McMullan (14-37) vs. Alabama State (Feb. 13, 1991) |
| Field Goal Percentage | 1.000 (9-9) by Duke's Tyish Hall vs. Oklahoma State, NCAA First Round (March 16, 1995) |
| Free Throws Made | 16 by Maxine Farmer, Georgia State (Jan. 7, 1984) |
| Free Throws Attempted | 20 by Maxine Farmer, Georgia State (Jan. 7, 1984) |
| Free Throw Percentage | 1.000 (13-13) by Mary Hudgins (UA) vs. Florida (Feb. 13, 1978) |
| 3-Point FGs Made | 8 by Amy Lannom (UA) vs. Florida (Jan. 4, 1992) and by Betsy Harris (UA) vs. Auburn (Feb. 16, 1994) |
| 3-Point FGs Attempted | 18 by Niesa Johnson (UA) vs. Duke (4 OT) (March 18, 1995) |
| 3-Point FG Percentage | 1.000 (5-5) by Niesa Johnson (UA) vs. Houston (Dec. 20, 1991) |
| Assists | 16 by Shelly Pyles (UA) vs. Kentucky (Feb. 12, 1986) |
| Steals | 9 by Niesa Johnson (UA) vs. Arkansas (Feb. 20, 1993) |
| Blocked Shots | 9 by Terri Hillard (UA) vs. Mississippi College (March 5, 1981) |
| Triple Doubles | 2 by Niesa Johnson in 1995 21 pts/11 rebs/10 assists vs. South Carolina (Jan. 22, 1995) |

ALL-TIME COACHING RECORDS

| Year | Head Coach | Overall Record | SEC Record | Final Rankings (AP/Coaches) | SEC Finish | SEC Tournament | Postseason |
|---------|---------------------|----------------|------------|-----------------------------|------------|----------------|--------------------|
| 1974-75 | Stephanie Schleuder | 13-12 | — | — | — | — | — |
| 1975-76 | Stephanie Schleuder | 13-9 | — | — | — | — | — |
| 1976-77 | Stephanie Schleuder | 13-15 | — | — | — | — | NWIT Eighth |
| 1977-78 | Ed Nixon | 21-10 | — | — | — | — | — |
| 1978-79 | Ed Nixon | 13-13 | — | — | — | — | — |
| 1979-80 | Ed Nixon | 12-15 | — | — | — | Second Round | — |
| 1980-81 | Ann Cronic | 21-12 | — | — | — | Finals | — |
| 1981-82 | Ken Weeks | 17-11 | — | — | — | Second Round | — |
| 1982-83 | Ken Weeks | 16-13 | 2-6 | — | T-7th | Second Round | — |
| 1983-84 | Ken Weeks | 23-9 | 5-3 | 12/— | T-4th | Finals | NCAA Sweet 16 |
| 1984-85 | Ken Weeks | 18-10 | 3-5 | — | T-7th | First Round | — |
| 1985-86 | Lois Myers | 20-9 | 3-6 | — | 8th | Second Round | — |
| 1986-87 | Lois Myers | 19-10 | 2-7 | — | 8th | Second Round | — |
| 1987-88 | Lois Myers | 18-10 | 5-4 | — | 6th | Second Round | NCAA First Round |
| 1988-89 | Lois Myers | 14-15 | 1-8 | — | 10th | Second Round | — |
| 1989-90 | Rick Moody | 16-12 | 4-5 | — | 7th | First Round | — |
| 1990-91 | Rick Moody | 17-12 | 3-6 | — | 9th | Second Round | — |
| 1991-92 | Rick Moody | 23-7 | 7-4 | 18/17 | 3rd | Second Round | NCAA Second Round |
| 1992-93 | Rick Moody | 22-9 | 6-5 | —/25 | 5th | Semifinals | NCAA Second Round |
| 1993-94 | Rick Moody | 26-7 | 7-4 | 16/4 | 4th | Semifinals | NCAA Final Four |
| 1994-95 | Rick Moody | 22-9 | 7-4 | 13/13 | 6th | Semifinals | NCAA Sweet 16 |
| 1995-96 | Rick Moody | 24-8 | 7-4 | 10/11 | 4th | Finals | NCAA Sweet 16 |
| 1996-97 | Rick Moody | 25-7 | 10-2 | 8/11 | 2nd | Semifinals | NCAA Sweet 16 |
| 1997-98 | Rick Moody | 24-10 | 10-4 | 11/13 | 3rd | Finals | NCAA Sweet 16 |
| 1998-99 | Rick Moody | 20-11 | 7-7 | 22/25 | 5th | Semifinals | NCAA Second Round |
| 1999-00 | Rick Moody | 15-14 | 5-9 | — | 8th | First Round | WNIT First Round |
| 2000-01 | Rick Moody | 19-12 | 5-9 | — | 8th | Second Round | WNIT Second Round |
| 2001-02 | Rick Moody | 19-12 | 7-7 | — | 8th | First Round | WNIT Quarterfinal |
| 2002-03 | Rick Moody | 13-15 | 3-11 | — | 10th | First Round | — |
| 2003-04 | Rick Moody | 12-16 | 4-10 | — | 10th | First Round | — |
| 2004-05 | Rick Moody | 14-15 | 4-10 | — | 9th | Second Round | — |
| 2005-06 | Stephany Smith | 9-19 | 3-11 | — | 11th | First Round | — |
| 2006-07 | Stephany Smith | 10-20 | 0-14 | — | 12th | First Round | — |
| 2007-08 | Stephany Smith | 8-22 | 1-13 | — | 12th | First Round | — |
| 2008-09 | Wendell Hudson | 13-17 | 1-13 | — | 12th | First Round | — |
| 2009-10 | Wendell Hudson | 12-18 | 4-12 | — | 11th | First Round | — |
| 2010-11 | Wendell Hudson | 18-15 | 5-11 | — | 10th | First Round | WNIT Round of 16 |
| 2011-12 | Wendell Hudson | 12-19 | 2-14 | — | 11th | First Round | — |
| 2012-13 | Wendell Hudson | 13-18 | 2-14 | — | 13th | Second Round | — |
| 2013-14 | Kristy Curry | 14-16 | 7-9 | — | T-6th | Second Round | — |
| 2014-15 | Kristy Curry | 13-19 | 2-14 | — | 14th | First Round | — |
| 2015-16 | Kristy Curry | 15-16 | 4-12 | — | 12th | First Round | WNIT First Round |
| 2016-17 | Kristy Curry | 22-14 | 5-11 | — | 11th | Quarterfinals | WNIT Quarterfinals |
| 2017-18 | Kristy Curry | 20-14 | 7-9 | — | 8th | Second Round | WNIT Quarterfinals |
| 2018-19 | Kristy Curry | 14-17 | 5-11 | — | 11th | Second Round | — |
| 2019-20 | Kristy Curry | 18-12 | 8-8 | — | 8th | Second Round | —*** |

Overall Record 752-592 (.560) 167-306 (.353)

*** Postseason canceled due to COVID-19 pandemic



STEPHANIE SCHLEUDER
39-36 (.520)
Three seasons



ED NIXON
46-38 (.548)
Three seasons



ANN CRONIC
21-12 (.636)
One season



KEN WEEKS
74-43 (.632)
10-14 SEC (.417)
Four seasons



LOIS MYERS
71-44 (.617)
10-26 SEC (.277)
Four seasons



RICK MOODY
311-176 (.639)
96-101 SEC (.487)
16 seasons



STEPHANY SMITH
27-61 (.307)
4-39 SEC (.093)
Three seasons



WENDELL HUDSON
68-87 (.439)
14-64 SEC (.179)
Five seasons



KRISTY CURRY
116-108 (.518)
38-74 SEC (.339)
Seven seasons

RECORDS & HISTORY

ALL-TIME ROSTER

- A -

Abrams, Megan, G. 2018-Present
Lafayette, La.
Akers, Sylvia, F/C 1981-82
Gainesville, Ga.
Alexander, Sharrona, F 1993-94
Murfreesboro, Tenn.
Allen, Taquilla, G/F 2000-01
Pleasant Grove, Ala.
Allen, Taylor, G 2008
Pinson, Ala.
Amev, Stephanie, G 1978

- B -

Bankhead, Wanda, G 1979
Florence, Ala.
Baragry, Rebecca, G 1997
Melbourne, Australia
Barber, Hannah, G. 2018-Present
Homewood, Ala.
Barnes, Harriet, F/C 2005-07
Birmingham, Ala.
Barnes, Yalika "Boo", G 2000-01
Montgomery, Ala.
Barrett, Donna, F 1979
Kennesaw, Ga.
Barrier, Kim, G 1987
Elkhart, Ind.
Beasley, Mary, G 1981
Bowdon, Ga.
Beaty, Julie, G 1987-90
Ider, Ala.
Belcher, Kari, G 1998-2000
Mt. Olive, Ala.
Bellinger, Crystal, G 2005-06
Manhattan, N.Y.

Benjamin, De'Sha, G. 2018-Present
Augusta, Ga.
Berry, Taylor, G 2015-19
New Orleans, La.
Bethel, Latasha, F 1989-90
Decatur, Ga.
Biddle, Tauwana, G 1975-76
Bivins, Monique, G 2002-05
Alabaster, Ala.
Blackwell, Linda, G 1979
Huntsville, Ala.
Blands, Camilla, G 2005-09
Naerum, Denmark
Blesch, Becky, G 1998
Ringgold, Ga.
Bolton, Quanetria, F 2014-18
Anniston, Ala.
Boss, Glenda, F 1978-81
Tennille, Ga.
Bowden, Tracy, C 1988-91
Rush Springs, Okla.
Bozeman, Debbie, F 1980-82
Sylvester, Ga.
Braden, Sissy, F 1987-90
Lewisburg, Tenn.
Brooks, Bridgette, G 1985
Starkville, Miss.
Bryant, Betty, G 1983, 1985
Cordele, Ga.
Burgess, Linda, F 1991-92
Madison, Ala.
Burrow, Rozetha, F 1992
Pinson, Ala.
Bush, Kristin, G 2011-12
Huntsville, Ala.
Butler, Alyson, G 2007-10
Cleveland, Tenn.

- C -

Cale, Anne, C 1978-81
Reston, Va.
Canty, Dominique, G 1996-99
Chicago, Ill.
Carden, Stacey, G 1987-88
Huntsville, Ala.
Carn, Daleisha, G 2008
Jacksonville, Fla.
Carruth, Nicole, G 1997-2001
Sulligent, Ala.
Carter, Khadijah, F 2014-16

Goodrich, Texas
Cartwell, LaNisha, C/F 1999-2002
Montevallo, Ala.
Caudle, LaToya, C/F/P 1997-99
Madison, Ala.
Chandler, Talisha, F 2007-08
Clover, S.C.
Claybrook, Leslie, F 1990-93
Luverne, Ala.
Colvin, Kamisha, G 1995
Montgomery, Ala.
Conaway, Donna, F/G 1981-82
Temple, Ga.
Conners, Cindy, G 1975
Cook, Hannah, G 2014-18
Ozark, Mo.
Copeland, Ariyah, F. 2017-Present
Columbus, Ga.
Cox, Vickie, F/G 1985-86
LaGrange, Ga.
Crenshaw, Camillia, G 1991-94
Fayette, Ala.
Crenshaw, Joni, F/C 1998-2001
Meridian, Miss.
Crosby, Kyra, F 2012
Powder Springs, Ga.
Crosslin, Cara, F 1994-97
Tuscumbia, Ala.
Croyle, Reagan, F 1997-99
Gadsden, Ala.
Cruce, Allie Craig, F. 2018-Present
Killen, Ala.
Crumpton, Cassandra, F 1983-84
Orrville, Ala.
Cunningham, Susan, G 1980
Winfield, Ala.

- D -

da Silva, Alana, G 2016-18
Sao Paulo, Brazil
Daniels, Aneesah, F 2012
Decatur, Ga.
Daniels, Consuelo, F 1994-95
Rome, Ga.
Davis, Brittany G. 2019-Present
Manchester, Ga.
Davis, DeeDee, C 1984-87
Pensacola, Fla.
Davis, Elisa, G 1982
Tuscaloosa, Ala.
Davis, Emily, G 2013-14
Enterprise, Ala.
Davis, Nikki, G 2007
Frankfort, Ky.
Day, Jennifer, G 1989
Houston, Texas
Day, Melissa, C 1980
Jackson, Miss.
Del-Valle, Melissa, G 1992-93
Queens, N.Y.
DePriest, Lisa, G 1979-81
Jackson, Tenn.
Drury, Leah, G 2003-07
Greensboro, Ala.
Dubose, DeDe, C 1983-86
Austell, Ga.
Duncan, Pam, G 1995-98
Carrollton, Ala.

- E -

Elliot, Christy, G 2008
Tuscaloosa, Ala.
Ellis, Julie, F 1975-76
Enis, Shalonda, P/F 1996-97
Celeste, Texas
Ezell, Brittney, G 1995-98
Franklin, Tenn.

- F -

Farmer, Celiscia, G 2010-13
Madison, Wis.
Fisher, Margaret, G 1976-79
Nashville, Tenn.
Foy, C'Coriea, G 2016
Fayetteville, N.C.
Franco, Dorothy, G 1977-78

Milford, Conn.
Franklin, Stacey, F 1989-92
Smyrna, Ga.
Freeman, Tawana, F 2004
Louisville, Ky.
Friday, Deborah, G 1979
Tuscaloosa, Ala.
Fuller, Shondra, F 1993-95
Decatur, Ala.

- G -

Gamble, Natasha, F/C 2002-05
Jackson, Ala.
Gavin, Audrey, G 1984-85
Webster, Fla.
Geiger, Kathy, F 1976
Gibson, Shelby, C 2018-20
Murfreesboro, Tenn.
Giles, Peggy, F 1982
Gonzalez, Michelle "Boo", G 1988
Marietta, Ga.
Goss (Monteith), Leah, G 1994-98
Centre, Ala.
Griswold, Patricia, F 1979
Bessemer, Ala.
Grizzle, Ahriahna, G. 2019-Present
Toronto, Ontario, Canada
Gunter, Sheila, G 1979
Clinton, Miss.

- H -

Hackett, Gwen, C/F 1976-78
Hall, Hazel, G 1978-81
Marietta, Ga.
Hall, Neacole, G 1985
York, Ala.
Hamilton, Oceana, C/F 2014-15
Mississauga, Ontario, Canada
Hamilton, Tamisha, C 2004
Corpus Christi, Texas
Hancock, Katie, G/F 2008-11
Tupelo, Miss.
Harris, Betsy 1991-94
Decatur, Miss.
Hayden, Breanna, G 2015-16
Dallas, Texas
Heard, Laura, F 1987-90
Elberton, Ga.
Hegstetter, Nikki, F 2012-16
Kennesaw, Ga.
Hill, Lauren, G/F 2003-06
New Orleans, La.
Hill, Mitzi, G 1975
Hillard, Terri, G/F 1981-84
Memphis, Tenn.
Hines, Kittie, G 1983-84
Frankfort, Ky.
Hogue, Erin, G/F 2011-12
Birmingham, Ala.
Holland, Kelly, G 1979-82
Clinton, Miss.
Hollifield, Caitlin, F 2008
Knoxville, Tenn.
Holtzclaw, Kidada, G 1995-98
Sylacauga, Ala.
Horn, Kaneisha, F 2011-13
Birmingham, Ala.
Howell, Terrie, G 1985-86
Clinton, Miss.
Hudgins, Mary, F 1976-79
Huntsville, Ala.
Hunter, Courtney, G 2014
Hoover, Ala.
Hunter, Shun, F 1999-2003
Pensacola, Fla.
Hutchen, Briana, F 2012-15
Baltimore, Md.
Hutton, Karen, G 1980
Pulaski, Tenn.
Hutton, Ledean 1977-78

- J -

Jack, Brittany, F 2012-14
Suwanee, Ga.
Jenkins, Tierney, F 2008-11
Mt. Juliet, Tenn.

ALL-TIME ROSTER

Johns, Jamilah, C 2001-03
 Starkville, Miss.
 Johnson, Chanel, F/C 2004-06
 Tulsa, Okla.
 Johnson, Krystle, C 2004-06
 Hoover, Ala.
 Johnson, Cierra, G 2018-20
 Mobile, Ala.
 Johnson, Niesa, G 1992-95
 Clinton, Miss.
 Johnson, Shondra, G 1999-2002
 New Orleans, La.
 Jones, Jaqui, F/G 1996-2000
 Chicago, Ill.
 Jones, Latrish, F/C 1996-99
 Huntsville, Ala.
 Jones, Leila, G 1975-76
 Jones, Nia, G/F 1986-87
 Baltimore, Md.
 Joye, Lateefah, G 2005
 Brooklyn, N.Y.

- K -

Kelso, Dottie, G/F 1983-84
 Lewisburg, Tenn.
 King, LaToya, G 2010-11
 Stuart, Fla.
 Knight, Ashley, F 2016-20
 Austin, Texas
 Knight, Coco, G 2016-18
 Bay Minette, Ala.
 Knight, Meoshonti, G 2014-18
 Morgan City, La.
 Koonce, Carla, G 1991-95
 Dothan, Ala.

- L -

Lacey, Amber, F 1996
 Altadena, Calif.
 Langley, Vivian, G/F 1975-76
 Lannom, Amy, G 1989-92
 Gallatin, Tenn.
 Lard, Mandy, G 2001
 Hoover, Ala.
 Lee, Beverly, G 1989-91
 Smyrna, Ga.
 Lee, Judith, G 1983
 Tuscaloosa, Ala.
 Lee, Kristin, G 2011-13
 Birmingham, Ala.
 Leonard, Lisa, G 1982-83
 Marietta, Ga.
Lewis, Jordan, G 2016-Present
 Windermere, Fla.

- M -

Magee, Dedrea G 2007-10
 Picayune, Miss.
 Magee, Trista, G 2015-16
 Ellisville, Miss.
 Martello, "Binky", G 2001
 Milton, Fla.
 Martinez, Diamanté, F 2014-16
 New Orleans, La.
 Mastin, Kate, G 2003-07
 Boaz, Ala.
 Matarazzi, Becky, G/F 1978
 McCoy, Carmen, C 2009-11
 Leeds, Ala.
 McDougale, Cynthia, F 1985-87, 1989
 Waynesboro, Miss.
 McGraw, Brooksie, C 2014
 Gainesville, Fla.
 McKeever, Laura, G 1975
 Meier, Stephanie, G 1987-89
 Wilmington, Del.
 Menefee, Sandra, G 1986
 Tuskegee, Ala.
 Merritt, Jessica, G 2012-13
 Talladega, Ala.
 Merriweather, Dee, C 2003-06
 Hanceville, Ala.
 Middlebrook, Karyla, G 2013-16
 Blue Springs, Mo.
 Mills, Tausha, C 1997-98
 Garland, Texas
 Mitcham, Alicia, F 2011-12
 Balch Springs, Texas
 Mitchell, Patty, G 1975-78
 Moore, Navonda, G 2004-07
 Jackson, Miss.

Moore, Tina, F 1987-88
 Phoenix, Ariz.
 Murray, Sandra, G 1977-79
 Birmingham, Ala.
 Myers, Shafontaye, G 2011-14
 Newbern, Ala.

- N -

Nettles, Marverly, G 2004-06
 Birmingham, Ala.

- O -

Och, Kathy, F 1980
 Clairton, Pa.

- P -

Papisan, Leigh, F 2000-03
 Hoover, Ala.
 Payne, Carol, G 1979
 Pensacola, Fla.
 Payne, Leslie, C 1978-81
 Pensacola, Fla.
 Pelphrey, Grace, G 2018-Present
 Tuscaloosa, Ala.
 Perkins, Meghan, G 2012-13
 Montgomery, Ala.
 Perkins, Sandra "Binki", G 1991
 Muscle Shoals, Ala.
 Peters, Ferris, F 2000
 Baton Rouge, La.
 Pitts, Brenda, F 1975-78
 Prescott, Nikki, F/C 1999
 San Diego, Calif.
 Pyles, Shelly, G 1985-88
 Haleyville, Ala.

- R -

Raffington, Varisia, G 2008-11
 Tallahassee, Fla.
 Rasenberg, Jackie, C 1987
 Brockville, Ontario, Canada
 Rawls, Kara, F 2014
 Hoover, Ala.
 Redus, Manisha, G 2001-04
 Decatur, Ala.
 Reed, "Capper", G 2001-03
 Guntersville, Ala.
 Reshard, Nathalie, F 2007-08
 Niceville, Fla.
Rice, Destiny G 2019-Present
Shreveport, La.
 Richardson, Amber, G 2017-20
 Garner, N.C.
 Richardson, Willene, G 1975
 Rivers, Sharin, G 2014-15
 Huntsville, Ala.
 Robinson, Jasmine, G 2011-13
 Memphis, Tenn.
 Robinson, Kayla, F 2009-10
 Edwards, Miss.
 Rorie, Ivey, G 1978
 Roy, Doris, F 1977-78
 Ruffin, DaiJia, G 2016-2018
 Louisville, Ky.
 Rushing, Sandra, G 1983-86
 Biloxi, Miss.
 Russell, Ericka, G 2009-12
 Tuscaloosa, Ala.
 Rutherford, Mamie, C 2005-06
 Hatton, Ala.
 Rutledge, Tracey, G 1986-88
 Hull, Ga.

- S -

Scarborough, Gayle, G 1975-76
 Shaw, Jocelyn, F 2010
 Mobile, Ala.
 Shelton, Angie, G 1983-84
 Lewisburg, Tenn.
 Simmons, Daisha, G 2012-14
 Jersey City, N.J.
 Sipe, Katie, G 2002-05
 Hillsboro, Tenn.
 Smith, Carol, C 1982-86
 Milan, Tenn.
 Smith, Justina, C/F 1984
 Cairo, Ill.
 *Smith, Kathy, C 1976-78
 Smith, Michelle, C/F 1988-91
 Tuscaloosa, Ala.
 Smith, Sarah, F/C 1993-96

Montevallo, Ala.
 Smith, Sherry, F 1975
 Smith, Sparkle, F 2001-02
 Detroit, Mich.
 Smithson, Janie, G/F 1975-76
 Snoddy, Dorothy, F 1975
 Snyder, Kristie, G 1982
 Knoxville, Tenn.
 Stanley, Betty 1975
 Steele, Jasmine, G 2013-14
 Midfield, Ala.
 Stennis, LaKyesha, G 2016-17
 Lexington, Ky.
 Stevenson, Marlene, F 1992-95
 Prichard, Ala.
 Stockham, Laura, F 1982
 Schenerville, Ind.
 Strauthers, Courtney, F/C 2007-10
 Snellville, Ga.
 Strickland, Mivvi, F 2002
 Vestavia Hills, Ala.
 Sykes, Candace, G 2009-10
 St. Anne, Ill.

- T -

Taylor, Oreal, F 2001-04
 Courtland, Ala.
 Teeple, Jennifer, G 1996-97
 Savannah, Ga.
 Thompson, Madonna, G 1992-95
 Collinwood, Tenn.
 Tice, Tonya, G 1995
 Hamilton, Ala.
 Timmerman, Pam, F 1983-86
 Graniteville, S.C.
 Tipton, Deborah, F/C 1981-82
 Atlanta, Ga.
 Tubbs, Donna, G/F 1976

- V -

Vaughan, Jennifer, C 1999-2000
 Marietta, Ga.
 Vaughn, Laura, F/C 1988-91
 Kingsport, Tenn.
 Vice, Beth, G/F 1999-2003
 Mt. Sterling, Ky.
 Vordenbaum, Cindy, C/F 1976-78

- W -

Wade, Shaquera, G 2015-19
 Huntsville, Ala.
Walker, Jasmine, F 2017-Present
Montgomery, Ala.
 Walls, Monique, G/F 1994
 Richmond, Ind.
 Waters, Erika, G 2011-13
 Lawrenceville, Ga.
 Watkins, Yolanda, F/C 1993-97
 Decatur, Ala.
 West, Barbara Ann, G/F 1990-92
 Pineview, Ga.
 Wheeler, Donyel, G 2002
 Birmingham, Ala.
 White, Beverly, G 1977-78
 Lexington, Ala.
 White, Rachel, G 1976
 Williams, Ashley, F 2014-18
 Covington, Ga.
 Williams, Brenda, G 1976
 Williams, Johna, F 1987-88
 Tuscaloosa, Ala.
 Williams, Kaunda, G 1999
 Laurel Hill, Fla.
 Williams, Lois, G 1982
 Sylacauga, Ala.
 Williams, Tamara, F 2007-10
 Alabaster, Ala.
 Willis, Kendra, F/C 1988-91
 Griffin, Ga.
 Worth, Taniyah, G 2018-19
 Flowery Branch, Ga.

- Y -

Yeniley, Aycan, G 1993-94
 Istanbul, Turkey

* Alabama's first official signee

RECORDS & HISTORY

ALL-TIME JERSEY NUMBERS

- 00 -

LaToya Caudle 1997-99
Chanel Johnson 2004-06

- 0 -

Daisha Simmons 2012-14
LaKyesha Stennis 2016-17
Taniyah Worth 2018-19
Ahriahna Grizzle **2019-Present**

- 1 -

Crystal Bellinger 2005-06
Aneesah Daniels 2012
Jasmine Steele 2013-14
Quanetria Bolton 2014-18
Megan Abrams **2018-Present**

- 2 -

Monique Walls 1994
Donyel Wheeler 2002
Marverly Nettles 2004-06
Dedrea Magee 2007-10
Kristin Bush 2011
Trista Magee 2015-16
Amber Richardson 2017-20

- 3 -

Tonya Tice 1995
Shalonda Enis 1996-97
Taquilla Allen 2000-01
Alyson Butler 2007-10
Jasmine Robinson 2011-13
Khadijah Carter 2013-16
Jordan Lewis **2016-Present**

- 4 -

Jennifer Day 1989
Consuelo "Nanae" Daniels 1994-95
Latrish Jones 1996-99
Sparkle Smith 2001-02
Mamie Rutherford 2005-06
Christy Elliot 2008
Emily Davis 2013-14
Cierra Johnson 2018-20

- 5 -

Melissa Day 1980
Melissa Del-Valle 1992-93
Tausha Mills 1997-98
Krystle Johnson 2004-06
Caitlin Hollifield 2008
Celiscia Farmer 2010-13
Breanna Hayden 2015-16
Alana da Silva 2016-18
Hannah Barber **2018-Present**

- 10 -

Linda Blackwell 1979
Tracey Rutledge 1986-88
Amy Lannom 1989-92
Aycan Yeniley 1993-94
Dominique Canty 1996-99
Mivvi Strickland 2002
Leah Drury 2003-07
LaToya King 2010-11
Meghan Perkins 2012-13
DaiJia Ruffin 2016-18
Taylor Berry 2018-19

- 11 -

Vivian Langley 1975-76
Ledeann Hutton 1977-78
Donna Barrett 1979

Rozetha Burrow 1992
Shun Hunter 1993-96
Lateefah Joye 2005
Jessica Merritt 2012-13
Hannah Cook 2014-18
Destiny Rice **2019-Present**

- 12 -

Leila Jones 1975-76
Margaret Fisher 1976-79
Karen Hutton 1980
Kristie Snyder 1982
Kittie Hines 1983-84
Audrey Gavin 1984-85
Beverly Lee 1989-91
Madonna Thompson 1992-95
Nicole Carruth 1997-01
Nikki Davis 2007
Taylor Allen 2008
Shafontaye Myers 2011-14
C'Coriea Foy 2015-16
Allie Craig Cruce **2018-Present**

- 13 -

Kathy Geiger 1976
Doris Roy 1977-78
Debbie Bozeman 1980-82
Mary Beasley 1981
Audrey Gavin 1984-85
Tina Moore 1987-88
Nikki Hegstetter 2012-16
Coco Knight 2016-18

- 14 -

Sherry Smith 1975
Brenda Williams 1976
Dorothy Franco 1977-78
Lisa DePriest 1979-81
Donna Connaway 1981-82
Pam Timmerman 1983-86
Nia Jones 1986-87
"Boo" Gonzalez 1988
Becky Blesch 1998
Mandy Lard 2001
Erin Hogue 2011-12
Brooksie McGraw 2014

- 15 -

Gayle Scarborough 1975-76
Beverly White 1977-78
Barbara Ann West 1990-92
Sharrona Alexander 1993-94
Reagan Croyle 1997-99
Manisha Redus 2001-04
Camilla Blands 2005-09
Erika Waters 2011-13
Meoshonti Knight 2014-18

- 20 -

Wanda Bankhead 1979
Lois Williams 1982
Dottie Kelso 1983-84
Neacole Hall 1985
Sandra Menefee 1986
Johna Williams 1987-88
Latasha Bethel 1989-90
Niesa Johnson 1992-95
Beth Vice 1999-03
Tawana Freeman 2004
Varisia Raffington 2008-11
Ashley Williams 2013-18

- 21 -

Julie Ellis 1975-76

Rachel White 1977
Deborah Friday 1979
Susan Cunningham 1980
Betsy Harris 1991-94
Shondra Johnson 1999-02
Kate Mastin 2003-07
Tierney Jenkins 2008-11
Kyra Crosby 2012
Taylor Berry 2016-18

- 22 -

Laura McKeever 1975
Patricia Griswold 1979
Donna Conaway 1981-82
Lisa Leonard 1982-83
Bridgette Brooks 1985
Julie Beaty 1987-90
Sarah Smith 1993-96
Kari Belcher 1998-00
"Capper" Reed 2001-03
Courtney Strauthers 2007-10
Christin Lee 2011-13
Karyla Middlebrook 2013-16
Ariyah Copeland **2017-Present**

- 23 -

Patty Mitchell 1975-78
Terrie Howell 1983-86
Laura Heard 1987-90
Camilia Crenshaw 1991-94
Pam Duncan 1995-98
Oreal Taylor 2001-04
Ericka Russell 2009-12
Kara Rawls 2014
Shaquera Wade 2016-19
Brittany Davis **2019-Present**

- 24 -

Mitzi Hill 1975
Sandra Murray 1977-79
Kelly Holland 1980-82
Sandra Rushing 1983-86
Sissy Braden 1987-90
Carla Koonce 1991-95
Jennifer Teeple 1996-97
"Boo" Barnes 2000-01
Monique Bivins 2002-05
Nathalie Reshard 2007-08
De'Sha Benjamin **2018-Present**

- 25 -

Vivian Langley 1975-76
Gwen Hackett 1976-78
Sheila Gunter 1979
Shelly Pyles 1985-88
Brittney Ezell 1995-98
Katie Sipe 2002-05
Kayla Robinson 2009-10
Briana Hutchen 2012-15
Ashley Knight 2016-20

- 30 -

Brenda Pitts 1975-78
Laura Stockham 1982
Justina Smith 1984
Nia Jones 1986-87
Stephanie Meier 1987-89
Sandra Perkins 1991
Shondra Fuller 1993-95
Rebecca Baragry 1997
Kaunda Williams 1999
"Binky" Martello 2001
Carmen McCoy 2009-11
Brittany Jack 2012-13

ALL-TIME JERSEY NUMBERS

- 31 -

| | |
|-------------------|---------|
| Janie Smithson | 1975-76 |
| Marlene Stevenson | 1992-95 |
| Katie Hancock | 2008-11 |

- 32 -

| | |
|----------------------|---------|
| Tawanna Biddle | 1975-76 |
| Mary Hudgins | 1976-79 |
| Leah (Monteith) Goss | 1994-98 |
| Natasha Gamble | 2002-05 |
| Tamara Williams | 2007-10 |
| Alicia Mitcham | 2011-12 |
| Brittany Jack | 2013-14 |

- 33 -

| | |
|--------------------|---------|
| Willene Richardson | 1975 |
| Kathy Smith | 1976-78 |
| Cara Crosslin | 1994-97 |
| Joni Crenshaw | 1998-01 |
| Lauren Hill | 2003-06 |
| Daleisha Carn | 2008 |
| Jessica Merritt | 2012 |
| Sharin Rivers | 2014-15 |

- 34 -

| | |
|-----------------|---------|
| Cindy Connors | 1975 |
| Mary Hudgins | 1976-79 |
| Kathy Och | 1980 |
| Terri Hillard | 1981-84 |
| DeeDee Davis | 1984-87 |
| Michelle Smith | 1988-91 |
| Nikki Prescott | 1999 |
| Leigh Papisan | 2000-03 |
| Navonda Moore | 2004-07 |
| Oceana Hamilton | 2014-15 |
| Grace Pelphrey | 2018-19 |

- 35 -

| | |
|-------------------|----------|
| Dorothy Snoddy | 1975 |
| Cindy Vordenbaum | 1976-78 |
| Carol Payne | 1979 |
| Debbie Bozeman | 1980-82 |
| Betty Bryant | 1983, 85 |
| Vickie Cox | 1985-86 |
| Kim Barrier | 1987 |
| Tracy Bowden | 1988-91 |
| Diamanté Martinez | 2014-16 |

- 40 -

| | |
|------------------|--------------|
| Deborah Tipton | 1981-82 |
| Judith Lee | 1983 |
| Kendra Willis | 1988-91 |
| Ferris Peters | 2000 |
| Talisha Chandler | 2007-08 |
| Kaneisha Horn | 2010-13 |
| Jasmine Walker | 2017-Present |

- 41 -

| | |
|--------------|------|
| Jocelyn Shaw | 2010 |
|--------------|------|

- 42 -

| | |
|------------------|---------|
| Hazel Hall | 1978-81 |
| Deborah Tipton | 1981-82 |
| Linda Burgess | 1991-92 |
| Kidada Holtzclaw | 1995-98 |
| Jennifer Vaughan | 1999-00 |
| Jamilah Johns | 2001-03 |
| Shelby Gibson | 2018-20 |

- 43 -

| | |
|-------------|---------|
| Carol Smith | 1982-86 |
|-------------|---------|

| | |
|------------------|------|
| Jackie Rasenberg | 1987 |
| Stacey Carden | 1988 |
| Amber Lacey | 1996 |

- 44 -

| | |
|--------------------|-------------|
| Anne Cale | 1978-81 |
| Elisia Davis | 1982 |
| Cassandra Crumpton | 1983-84 |
| Cynthia McDougle | 1985-87, 89 |
| Kendra Willis | 1988-91 |
| Leslie Claybrook | 1990-93 |
| LaToya Caudle | 1997-99 |

- 45 -

| | |
|------------------|---------|
| Glenda Boss | 1978-81 |
| Angie Shelton | 1983-84 |
| Terrie Howell | 1985-86 |
| Laura Vaughn | 1988-91 |
| LaNisha Cartwell | 1999-02 |

- 50 -

| | |
|-----------------|---------|
| Stacey Franklin | 1989-92 |
| Harriet Barnes | 2005-07 |

- 52 -

| | |
|------------------|---------|
| Sylvia Akers | 1981-82 |
| DeDe Dubose | 1983-86 |
| Laura Vaughn | 1988-91 |
| Dee Merriweather | 2003-06 |

- 53 -

| | |
|--------------|---------|
| Leslie Payne | 1978-81 |
| DeeDee Davis | 1984-87 |
| Jaqui Jones | 1996-00 |

- 54 -

| | |
|-----------------|---------|
| Yolanda Watkins | 1993-97 |
|-----------------|---------|

- 55 -

| | |
|------------------|------|
| Tamisha Hamilton | 2004 |
|------------------|------|

ALL-TIME ASSISTANT COACHES

| Name | Years |
|----------------------------|--------------|
| Ron Aldy | 2003-05 |
| Kelly Brooks | 2002-03 |
| Pat Charity | 1997-2000 |
| Janese Constantine | 2020-present |
| Jane Ellen Cook | 1982 |
| Tiffany Coppage | 2018-Present |
| Joni Crenshaw ¹ | 2008-10 |
| Kelly Curry | 2013-Present |
| Leah Drury | 2010-12 |
| Ty Evans ¹ | 2007-12 |
| Brittney Ezell | 2000-05 |
| Liz Foster | 1979-80 |
| Stacey Franklin | 2008-10 |
| Clarisse Garcia | 2013 |
| Tori Harrison | 1988-89 |
| Quentin Hillsman | 2004-05 |
| Kelly Holland | 1983 |
| Dottie Kelso | 1989-93 |
| Mike Kindred | 1985-86 |
| Lisa Leonard | 1987-88 |
| Cheryl Littlejohn | 1995-97 |
| Jeff Lovell | 1996-97 |
| Tim Miller | 2013 |
| Rick Moody | 1982-84 |
| C.C. Moorer | 1997-2004 |
| Robert Mosley | 2010-12 |
| Michael Murphy | 1997-2002 |
| Lois Myers | 1984-85 |
| Terry Nooner | 2013-15 |
| Lisa Nuxol-Wilson | 2005-2008 |
| Tonya Tice Peoples | 1996-97 |
| Donnie Quinn | 2013 |
| Saudia Roundtree | 2005-06 |
| Sherrri (Blount) Smelser | 1982-95 |
| John Treloar | 1979-80 |
| Leigh Walker | 1991-95 |
| Melanie Walls | 2005-2008 |
| Adrian Walters | 2019-2020 |
| Brooks Williams | 2016-19 |
| Shereka Wright | 2013-2018 |

¹ - Associate Head Coach

RECORDS & HISTORY

SEC AWARDS

ALL-SEC

SEC COACH OF THE YEAR

1986 Lois Myers

FIRST TEAM

| Year | Name | Class | Pos. |
|------|--------------------|-------|------|
| 1982 | Terri Hillard | So. | G |
| 1983 | Cassandra Crumpton | Jr. | F |
| 1985 | Carol Smith | Jr. | C |
| 1986 | Carol Smith | Sr. | C |
| 1988 | Tracey Rutledge | Jr. | G |
| 1991 | Linda Burgess | Jr. | F |
| 1992 | Linda Burgess | Sr. | F |
| 1993 | Niesa Johnson* | So. | G |
| 1994 | Niesa Johnson* | Jr. | G |
| | Yolanda Watkins | So. | C |
| 1995 | Niesa Johnson* | Sr. | G |
| 1996 | Shalonda Enis* | Jr. | F |
| 1997 | Dominique Canty | So. | G |
| | Shalonda Enis | Sr. | F |
| 1998 | Dominique Canty* | Jr. | G |
| 1999 | Dominique Canty* | Sr. | G |
| 2011 | Tierney Jenkins | Sr. | F |

* - unanimous

SECOND TEAM

| Year | Name | Class | Pos. |
|------|-----------------|-------|------|
| 1988 | Michelle Smith | Fr. | C |
| 1989 | Laura Heard | Jr. | F |
| 1990 | Laura Vaughn | Jr. | F |
| 1993 | Yolanda Watkins | Fr. | F/C |
| 1994 | Betsy Harris | Sr. | G |
| 1995 | Yolanda Watkins | Jr. | C |
| 1997 | Yolanda Watkins | Sr. | C |
| 1998 | Brittney Ezell | Sr. | G |
| | Tausha Mills | Sr. | C |
| 2000 | Shondra Johnson | So. | G |
| 2001 | Shondra Johnson | Jr. | G |
| 2002 | Shondra Johnson | Sr. | G |
| 2004 | Monique Bivins | Jr. | G |
| 2005 | Monique Bivins | Sr. | G |
| 2006 | Navonda Moore | Jr. | G |
| 2020 | Jasmine Walker | Jr. | F |

HONORABLE MENTION

| Year | Name | Class | Pos. |
|------|---------------|-------|------|
| 1992 | Niesa Johnson | Fr. | G |

DEFENSIVE TEAM

| Year | Name | Class | Pos. |
|------|-----------------|-------|------|
| 2011 | Tierney Jenkins | Sr. | F |

SEC SCHOLAR-ATHLETE OF THE YEAR

| Year | Name | Pos. |
|------|--------------|------|
| 2020 | Jordan Lewis | G |

SEC FRESHMAN OF THE YEAR

| Year | Name | Pos. |
|------|---------------|------|
| 1992 | Niesa Johnson | G |
| 2017 | Jordan Lewis | G |

SEC ALL-FRESHMAN

| Year | Name | Pos. |
|------|-----------------|------|
| 1992 | Niesa Johnson | G |
| 1993 | Yolanda Watkins | F/C |
| 1996 | Dominique Canty | G |
| 2004 | Kate Mastin | G |
| 2008 | Tierney Jenkins | F |
| 2009 | Ericka Russell | G |
| 2011 | Kaneisha Horn | F |
| 2014 | Ashley Williams | F |
| 2017 | Ashley Knight | F |
| 2017 | Jordan Lewis | G |

SEC SECOND TEAM ALL-FRESHMAN

| Year | Name | Pos. |
|------|-----------------|------|
| 1988 | Michelle Smith | C |
| 1989 | Amy Lannom | G |
| | Stacey Franklin | F |

SEC TOURNAMENT MVP

| Year | Name | Class | Pos. |
|-------|--------------------|-------|------|
| 1984 | Cassandra Crumpton | Sr. | F |
| *1996 | Dominique Canty | Fr. | G |

* - First freshman SEC Tournament MVP

SEC ALL-TOURNAMENT TEAM

| Year | Name | Class | Pos. |
|------|--------------------|-------|------|
| 1981 | Mary Beasley | So. | C |
| | Leslie Payne | So. | C |
| 1982 | Terri Hillard | So. | G |
| 1984 | Cassandra Crumpton | Sr. | F |
| 1993 | Niesa Johnson | So. | G |
| 1995 | Niesa Johnson | Sr. | G |
| 1996 | Dominique Canty | Fr. | G |
| | Brittney Ezell | So. | G |
| 1998 | Dominique Canty | Jr. | G |
| 1999 | Dominique Canty | Sr. | G |

SEC PLAYERS OF THE WEEK

| Date | Name |
|---------------|-----------------|
| Jan. 14, 1986 | Sandra Rushing |
| Jan. 14, 1991 | Linda Burgess |
| March 2, 1992 | Linda Burgess |
| Feb. 15, 1993 | Niesa Johnson |
| Jan. 8, 1996 | Shalonda Enis |
| Feb. 17, 1997 | Shalonda Enis |
| Feb. 9, 1998 | Dominique Canty |
| Feb. 15, 1999 | Dominique Canty |
| Dec. 23, 2002 | Beth Vice |
| Nov. 15, 2011 | Tierney Jenkins |
| Feb. 21, 2011 | Ericka Russell |
| Nov. 19, 2012 | Daisha Simmons |
| Dec. 23, 2013 | Daisha Simmons |
| Nov. 24, 2014 | Ashley Williams |
| Feb. 20, 2018 | Ashley Williams |
| Dec. 17, 2019 | Brittany Davis |
| Feb. 25, 2020 | Jordan Lewis |

SEC FRESHMAN OF THE WEEK

| | |
|---------------|------------------|
| Nov. 22, 2010 | Jasmine Robinson |
| Nov. 29, 2010 | Kaneisha Horn |
| Nov. 28, 2011 | Aneesah Daniels |
| Jan. 27, 2014 | Ashley Williams |
| Feb. 24, 2014 | Ashley Williams |
| Nov. 15, 2016 | Jordan Lewis |
| Dec. 20, 2016 | Ashley Knight |
| Dec. 27, 2016 | Jordan Lewis |
| Jan. 10, 2017 | Jordan Lewis |
| Jan. 24, 2017 | Jordan Lewis |
| Feb. 21, 2017 | Jordan Lewis |
| Dec. 18, 2018 | De'Sha Benjamin |

BOLD denotes current player

RECORDS & HISTORY

ALL-AMERICANS




1983

**CASSANDRA
CRUMPTON**

THIRD TEAM

American Women's Sports Federation



1992


**LINDA
BURGESS**

THIRD TEAM

Women's Basketball News Service

HONORABLE MENTION

Basketball Times



1992-95

**NIESA
JOHNSON**

FIRST TEAM

Kodak/WBCA (1994, 95)

Associated Press (1995)

U.S. Basketball Writers Association (1994, 95)

Basketball Times (1994)

SECOND TEAM

Women's Basketball News Service (1995)

HONORABLE MENTION

Basketball Times (1993)

FRESHMAN

U.S. Basketball Writers Association (1992)

Women's Basketball News Service (1992)

Basketball Times (1992)

ALL-AMERICANS



1996-97

**SHALONDA
ENIS**

FIRST TEAM

Kodak/WBCA (1996)
Women's Basketball News Service (1996)
U.S. Basketball Writers Association (1997)

SECOND TEAM

The Sporting News (1997)

THIRD TEAM

Associated Press (1996, 97)

HONORABLE MENTION

Kodak/WBCA (1997)



1996-99

**DOMINIQUE
CANTY**

FIRST TEAM

Associated Press (1999)
U.S. Basketball Writers Association (1998, 99)
Women's Basketball News Service (1999)
Women's Basketball Journal (1999)

SECOND TEAM

Women's Basketball News Service (1998)
Associated Press (1998)
Women's Basketball Journal (1998)

THIRD TEAM


U.S. Basketball Writers Association (1997)

HONORABLE MENTION

Kodak/WBCA (1997, 98, 99)
Associated Press (1997)

FRESHMAN

Women's Basketball News Service (1996)



1997

**LEAH
GOSS**

HONORABLE MENTION

Associated Press

MISCELLANEOUS AWARDS • POLL HISTORY

NAISMITH PLAYER OF THE YEAR

FINALISTS

| | |
|------|-----------------|
| 1994 | Niesa Johnson |
| 1997 | Shalonda Enis |
| 1998 | Dominique Canty |
| 1999 | Dominique Canty |

PRESEASON NAISMITH CANDIDATES

| | |
|------|---------------|
| 1995 | Niesa Johnson |
| 1997 | Shalonda Enis |

USBWA FRESHMAN OF THE YEAR

| | |
|------|---------------|
| 1992 | Niesa Johnson |
|------|---------------|

BASKETBALL TIMES

NATIONAL FRESHMAN OF THE YEAR

| | |
|------|---------------|
| 1992 | Niesa Johnson |
|------|---------------|

WOMEN'S BASKETBALL

NEWS SERVICE

FRESHMAN OF THE YEAR

| | |
|------|---------------|
| 1992 | Niesa Johnson |
|------|---------------|

SPORTS ILLUSTRATED

NATIONAL PLAYER OF THE WEEK

| | |
|---------------|---------------|
| Dec. 30, 1992 | Niesa Johnson |
|---------------|---------------|

ALABAMA AMATEUR

ATHLETE OF THE YEAR

| | |
|------|---------------|
| 1993 | Niesa Johnson |
|------|---------------|

USA BASKETBALL

JUNIOR NATIONAL TEAM

| | |
|------|---------------|
| 1992 | Niesa Johnson |
| 1993 | Niesa Johnson |

USA BASKETBALL

WOMEN'S NATIONAL TEAM

| | |
|------|---------------|
| 1994 | Niesa Johnson |
|------|---------------|

USA BASKETBALL

WORLD UNIVERSITY GAMES TEAM

| | |
|------|---------------|
| 1995 | Niesa Johnson |
|------|---------------|

USA BASKETBALL

WOMEN'S 3X3 NATIONAL CHAMPIONSHIP

| | |
|------|--------------|
| 2019 | Jordan Lewis |
|------|--------------|

COSIDA ACADEMIC ALL-DISTRICT

| | |
|------|--------------|
| 2020 | Jordan Lewis |
|------|--------------|

BEFORE ALABAMA

WBCA JC/CC PLAYER OF THE YEAR

| | |
|------|-----------------|
| 1995 | Shalonda Enis |
| 1996 | Tausha Mills |
| 1998 | Kaunda Williams |
| 1999 | Boo Barnes |

NJCAA PLAYER OF THE YEAR

| | |
|------|----------------|
| 2018 | Cierra Johnson |
|------|----------------|

NAISMITH NATIONAL

PLAYER OF THE YEAR

| | |
|------|-----------------|
| 1992 | Yolanda Watkins |
|------|-----------------|

USA TODAY

NATIONAL PLAYER OF THE YEAR

| | |
|------|-----------------|
| 1992 | Yolanda Watkins |
|------|-----------------|

MCDONALD'S

HIGH SCHOOL ALL-AMERICAN

| | |
|------|---------------|
| 2010 | Kaneisha Horn |
|------|---------------|

WBCA HIGH SCHOOL ALL-AMERICAN

| | |
|------|---------------|
| 2010 | Kaneisha Horn |
|------|---------------|

GATORADE PLAYER OF THE YEAR

| | |
|------|-----------------------------|
| 1991 | Niesa Johnson (Mississippi) |
| 1992 | Yolanda Watkins (Alabama) |
| 1996 | Joni Crenshaw (Mississippi) |
| 2006 | Dedrea Magee (Mississippi) |
| 2010 | Kaneisha Horn (Alabama) |
| 2015 | Shaquera Wade (Alabama) |
| 2016 | Jasmine Walker (Alabama) |

STATE PLAYER OF THE YEAR

| | |
|------|-------------------------------|
| 1985 | Julie Beaty (Alabama 3A) |
| 1985 | Tracey Rutledge (Georgia) |
| 1991 | Niesa Johnson (Mississippi) |
| 1993 | Shalonda Enis (Texas Class A) |
| 1994 | Latrish Jones (Alabama 6A) |
| 1997 | Boo Barnes (Alabama 6A) |
| 2001 | Kate Mastin (Alabama 5A) |
| 2010 | Kaneisha Horn (Alabama 4A) |
| | Shafontaye Myers (Alabama 1A) |
| 2015 | Trista Magee (Mississippi) |
| | Shaquera Wade (Alabama 7A) |
| 2016 | Jordan Lewis (Florida 4A) |
| | Jasmine Walker (Alabama 7A) |
| 2018 | De'Sha Benjamin (Georgia 2A) |

ALABAMA IN THE FINAL NATIONAL RANKINGS

| | AP | WBCA/ Coaches |
|------|----|------------------|
| 1984 | 12 | — |
| 1992 | 18 | 17 |
| 1993 | NR | 25 |
| 1994 | 16 | 4 |
| 1995 | 13 | 13 |
| 1996 | 10 | 11 |
| 1997 | 8 | 11 |
| 1998 | 11 | 11 |
| 1999 | 22 | 25 |

HIGHEST REGULAR-SEASON RANKING

2 - *USA Today* (Nov. 12 and Nov. 18, 1996)

2 - *Associated Press* (Nov. 12, 1996)

NCAA TOURNAMENT AWARDS

FINAL FOUR ALL-TOURNAMENT TEAM

| | |
|------|--------------|
| 1994 | Betsy Harris |
|------|--------------|

REGIONAL MVP

| Year | Name | Region |
|------|--------------|---------|
| 1994 | Betsy Harris | Midwest |

REGIONAL ALL-TOURNAMENT

| Year | Name | Region |
|------|-----------------|---------|
| 1994 | Niesa Johnson | Midwest |
| | Yolanda Watkins | Midwest |
| 1996 | Shalonda Enis | West |

RECORDS & HISTORY

ACADEMIC AWARDS AND HONORS

SEC ACADEMIC HONOR ROLL

| | | | |
|------|---------------------|-----|--------------------------|
| 1985 | Sandra Rushing | Sr. | Physical Education |
| 1986 | Shelly Pyles | So. | Pre-Pharmacy |
| 1987 | Shelly Pyles | Jr. | Pre-Pharmacy |
| 1988 | Julie Beaty | So. | Business |
| | Shelly Pyles | Sr. | Pre-Pharmacy |
| 1989 | Julie Beaty | Jr. | Business |
| | Tracy Bowden | So. | Physical Therapy |
| 1990 | Julie Beaty | Sr. | Business |
| | Tracy Bowden | Jr. | Accounting |
| | Sissy Braden | Sr. | Education |
| 1991 | Tracy Bowden | Sr. | Education |
| | Leslie Claybrook | So. | Sports Management |
| | Stacey Franklin | Jr. | Education |
| | Laura Vaughn | Sr. | Education |
| | Kendra Willis | Sr. | Communications |
| 1992 | Leslie Claybrook | Jr. | English |
| | Stacey Franklin | Sr. | Elementary Education |
| 1993 | Leslie Claybrook | Sr. | English |
| 1994 | Niesa Johnson | Jr. | Special Education |
| | Carla Koonce | Jr. | Physical Education |
| | Sarah Smith | So. | Sports Management |
| | Madonna Thompson | Jr. | Speech Pathology |
| 1995 | Leah Monteith | Fr. | Elementary Education |
| | Sarah Smith | Jr. | Sports Management |
| | Marlene Stevenson | Sr. | Engineering |
| | Madonna Thompson | Sr. | Communication Disorders |
| | Tonya Tice | Jr. | Human Performance |
| 1996 | Cara Crosslin | Jr. | HPE/Pre-Physical Therapy |
| | Pam Duncan | Sr. | Communication Disorders |
| | Leah Monteith | So. | Elementary Education |
| | Jennifer Teeple | Jr. | Sports Management |
| 1997 | Pam Duncan | Jr. | Communication Disorders |
| | Leah Monteith | Jr. | Elementary Education |
| | Jennifer Teeple | Sr. | Sports Management |
| | Yolanda Watkins | Sr. | General Studies |
| 1998 | Reagan Croyle | Fr. | Pre-Major Studies |
| | Pam Duncan | Sr. | Elementary Education |
| | Leah Goss | Sr. | Elementary Education |
| | Kidada Holtzclaw | Sr. | Human Performance |
| 1999 | Kari Belcher | Jr. | Food & Nutrition |
| | Reagan Croyle | So. | Biology |
| 2000 | Kari Belcher | Sr. | Food & Nutrition |
| 2002 | Shun Hunter | Sr. | Management |
| | Leigh Papisan | Sr. | Public Relations |
| | Katie Sipe | Jr. | Education |
| 2004 | Leah Drury | So. | Sports Management |
| | Lauren Hill | So. | Biology |
| | Krystle Johnson | Jr. | Math |
| | Kate Mastin | So. | Pre-Business |
| | Dee Merriweather | Jr. | Health Studies |
| | Marverly Nettles | So. | Criminal Justice |
| | Katie Sipe | Jr. | Hospitality Management |
| 2005 | Leah Drury | Jr. | Sports Management |
| | Natasha Gramble | Sr. | Biology |
| | Lauren Hill | Jr. | Biology |
| | Chanel Johnson | Fr. | Pre-Pharmacy |
| | Krystle Johnson | Sr. | Math |
| | Kate Mastin | Jr. | Business |
| | Dee Merriweather | Jr. | Health Studies |
| | Marverly Nettles | Jr. | Criminal Justice |
| | Katie Sipe | Sr. | Hotel Management |
| 2006 | Camilla Blands | Fr. | Pre-Major Studies |
| | Leah Drury | Jr. | Sports Management |
| | Lauren Hill | Jr. | Biology |
| | Kate Mastin | Jr. | Business |
| | Dee Merriweather | Sr. | Health Studies |
| 2007 | Camilla Blands | So. | Pre-Major Studies |
| | Alyson Butler | Fr. | Exercise Science |
| | Leah Drury | Sr. | Sports Management |
| | Kate Mastin | Sr. | Business |
| | Navonda Moore | Sr. | Communications |
| | Courtney Strauthers | Fr. | Exercise Science |
| | Tamara Williams | Fr. | Health Studies |
| 2008 | Camilla Blands | Jr. | Psychology |
| | Alyson Butler | So. | Exercise Science |
| | Daliesha Carn | Fr. | Psychology |
| | Katie Hancock | Fr. | Business Management |
| | Varisia Raffington | Fr. | Accounting |
| | Courtney Strauthers | So. | Exercise Science |
| | Tamara Williams | So. | Health Studies |

| | | | |
|------|---------------------|-------|-----------------------------|
| 2009 | Alyson Butler | Jr. | Exercise Science |
| | Ericka Russell | Fr. | Business Administration |
| | Tamara Williams | Jr. | Health Studies |
| 2010 | Alyson Butler | Sr. | Exercise Science |
| | Katie Hancock | Jr. | Business Management |
| | Ericka Russell | So. | Business Administration |
| | Courtney Strauthers | Sr. | Exercise Science |
| | Tamara Williams | Sr. | Health Studies |
| 2011 | Katie Hancock | Sr. | Marketing |
| | Erin Hogue | So. | General Health Sciences |
| | Kaneisha Horn | Fr. | Sports Medicine |
| | Ericka Russell | Jr. | Business Administration |
| 2012 | Khristin Bush | So. | Nursing |
| | Aneesah Daniels | Fr. | Management |
| 2013 | Emily Davis | Fr. | Elementary Education |
| | Nikki Hegstetter | Fr. | Advertising |
| | Briana Hutchen | So. | Communication Studies |
| | Khristin Lee | Jr. | Communication Studies |
| | Jasmine Steele | Fr. | Pre-Business |
| | Erika Waters | Jr. | General Health |
| 2014 | Emily Davis | So. | Elementary Education |
| | Oceana Hamilton | Fr. | Advertising |
| | Nikki Hegstetter | So. | Marketing |
| | Courtney Hunter | Fr. | Accounting |
| | Briana Hutchen | Jr. | Communication Studies |
| | Karyla Middlebrook | Fr. | Business |
| | Kara Rawls | Fr. | Human Development |
| | Ashley Williams | Fr. | Criminal Justice |
| 2015 | Quanetria Bolton | Fr. | Exercise Science |
| | Oceana Hamilton | So. | Advertising |
| | Breanna Hayden | So. | Exercise Science |
| | Nikki Hegstetter | Jr. | Marketing |
| | Briana Hutchen | Sr. | Communication Studies |
| | Meoshonti Knight | Fr. | Human Development |
| | Karyla Middlebrook | R-Fr. | Business |
| | Sharin Rivers | Sr. | Exercise Science |
| | Ashley Williams | So. | Criminal Justice |
| 2016 | Quanetria Bolton | So. | Exercise Science |
| | Nikki Hegstetter | Sr. | Marketing |
| | Trista Magee | Fr. | Marketing |
| | Karyla Middlebrook | So. | Management |
| | Shaquera Wade | Fr. | Human Development |
| | Ashley Williams | Jr. | Criminal Justice |
| 2017 | Taylor Berry | So. | Chemical Engineering |
| | Quanetria Bolton | Jr. | Exercise Science |
| | Ashley Knight | Fr. | Criminal Justice |
| | Jordan Lewis | Fr. | Business |
| | Ashley Williams | Sr. | Criminal Justice |
| 2018 | Taylor Berry | Jr. | Chemical Engineering |
| | Quanetria Bolton | Sr. | Exercise Science |
| | Alana da Silva | Sr. | Human Environmental Science |
| | Ashley Knight | So. | Criminal Justice |
| | Meoshonti Knight | Sr. | Psychology |
| | Jordan Lewis | So. | Marketing |
| | Amber Richardson | Jr. | Human Environmental Science |
| | Jasmine Walker | So. | Exercise Science |
| | Ashley Williams | Sr. | Sport Business Management |
| 2019 | Megan Abrams | Fr. | General Business |
| | Hannah Barber | Fr. | General Business |
| | Taylor Berry | Sr. | Chemical Engineering |
| | Allie Craig Cruce | Fr. | Communication Studies |
| | Shelby Gibson | R-Jr | Interdisciplinary Studies |
| | Ashley Knight | Jr. | Criminal Justice |
| | Jordan Lewis | Jr. | Marketing |
| | Grace Pelphrey | Fr. | Exercise Science |
| | Amber Richardson | Sr. | Human Environmental Science |
| | Jasmine Walker | So. | Exercise Science |
| | Taniyah Worth | Fr. | Advertising |
| 2020 | Megan Abrams | So. | Finance |
| | Allie Craig Cruce | So. | Communications Studies |
| | Hannah Barber | So. | Kinesiology |
| | Shelby Gibson | R-Jr. | Interdisciplinary Studies |
| | Ahriahna Grizzle | Fr. | Criminal Justice/Psychology |
| | Ashley Knight | Sr. | Criminal Justice |
| | Jordan Lewis | R-Jr. | Business Administration |
| | Destiny Rice | Fr. | Exercise Science |
| | Amber Richardson | Sr. | Sport Business Management |

BOLD denotes current player

ALL-TIME SERIES RESULTS

AIR FORCE 1-0

Dec. 30, 2011 W 80-45 Tuscaloosa, Ala.

AKRON 3-0

Dec. 18, 1996 W 89-44 Myrtle Beach, S.C.

Dec. 6, 1997 W 94-53 Tuscaloosa, Ala.

Dec. 5, 1999 W 82-62 Akron, Ohio

ALABAMA A&M 12-0

Dec. 11, 1999 W 76-51 Tuscaloosa, Ala.

Jan. 4, 2001 W 74-41 Tuscaloosa, Ala.

Dec. 21, 2004 W 71-62 Tuscaloosa, Ala.

Dec. 1, 2005 W 81-55 Tuscaloosa, Ala.

Dec. 17, 2007 W 62-57 Tuscaloosa, Ala.

Dec. 22, 2008 W 76-65 Tuscaloosa, Ala.

Dec. 20, 2010 W 67-62 Tuscaloosa, Ala.

Nov. 25, 2013 W 60-32 Tuscaloosa, Ala.

Nov. 26, 2014 W 75-44 Tuscaloosa, Ala.

Nov. 13, 2015 W 96-44 Tuscaloosa, Ala.

Nov. 27, 2016 W 97-29 Tuscaloosa, Ala.

Nov. 10, 2017 W 90-32 Tuscaloosa, Ala.

ALABAMA-HUNTSVILLE 6-0

Dec. 6, 1979 W 95-65 Tuscaloosa, Ala.

Jan. 14, 1980 W 104-72 Huntsville, Ala.

Jan. 22, 1981 W 80-61 Huntsville, Ala.

Feb. 5, 1981 W 87-53 Tuscaloosa, Ala.

Nov. 27, 1984 W 88-57 Huntsville, Ala.

Jan. 9, 1986 W 85-70 Huntsville, Ala.

ALABAMA STATE 14-3

Jan. 26, 1976 W 74-67 Tuscaloosa, Ala.

Feb. 2, 1976 L 66-76 Montgomery, Ala.

Dec. 15, 1979 W 85-79 Montgomery, Ala.

Dec. 2, 1980 W 94-44 Tuscaloosa, Ala.

Feb. 26, 1988 W 88-57 Tuscaloosa, Ala.

Jan. 17, 1991 W 99-71 Montgomery, Ala.

Feb. 13, 1991 W 105-74 Tuscaloosa, Ala.

Nov. 26, 1991 W 103-62 Tuscaloosa, Ala.

Feb. 6, 1992 W 85-66 Montgomery, Ala.

March 1, 1993 W 80-57 Montgomery, Ala.

Feb. 23, 1994 W 98-56 Tuscaloosa, Ala.

Jan. 31, 1996 W 105-42 Tuscaloosa, Ala.

Dec. 5, 2001 L 84-89 Montgomery, Ala.

Nov. 25, 2008 W 75-47 Tuscaloosa, Ala.

Dec. 4, 2009 L 67-72 Montgomery, Ala.

Dec. 1, 2010 W 80-31 Tuscaloosa, Ala.

Dec. 17, 2011 W 64-54 Montgomery, Ala.

ALCORN STATE 8-1

Feb. 3, 1986 W 71-58 Tuscaloosa, Ala.

Feb. 11, 1987 W 74-64 Lorman, Miss.

Feb. 10, 1988 W 82-63 Tuscaloosa, Ala.

Dec. 18, 1988 W 91-77 Tuscaloosa, Ala.

Jan. 25, 1989 L 71-86 Lorman, Miss.

Dec. 9, 1989 W 71-67 Murray, Ky.

Dec. 16, 1989 W 60-49 Tuscaloosa, Ala.

Dec. 6, 2015 W 97-50 Tuscaloosa, Ala.

Dec. 1, 2016 W 93-43 Tuscaloosa, Ala.

AMERICAN 1-0

Dec. 11, 1988 W 77-31 Huntington, W. Va.

APPALACHIAN STATE 4-0

Jan. 13, 1992 W 114-90 Boone, N.C.

Feb. 8, 1993 W 94-64 Tuscaloosa, Ala.

March 15, 1996 W 95-66 Tuscaloosa, Ala.

Nov. 16, 2015 W 93-59 Tuscaloosa, Ala.

ARIZONA 1-0

Nov. 29, 1987 W 80-74^{20T} Bowling Green, Ky.

ARIZONA STATE 2-0

Dec. 28, 1988 W 84-67 Jamaica, N.Y.

Nov. 28, 1996 W 102-74 San Juan, Puerto Rico

ARKANSAS 15-24

Jan. 26, 1980 L 54-68 Fayetteville, Ark.

Jan. 17, 1981 W 70-65 Tuscaloosa, Ala.

Feb. 22, 1992 W 80-76 Fayetteville, Ark.

Feb. 20, 1993 W 66-56 Tuscaloosa, Ala.

Feb. 2, 1994 L 75-82 Fayetteville, Ark.

Dec. 6, 1994 W 93-79 Tuscaloosa, Ala.

March 4, 1995 W 86-72 Chattanooga, Tenn.

Jan. 4, 1996 W 92-85^{OT} Fayetteville, Ark.

Feb. 6, 1997 W 102-61 Tuscaloosa, Ala.

March 1, 1997 W 85-63 Chattanooga, Tenn.

Jan. 11, 1998 L 90-102^{OT} Fayetteville, Ark.

Feb. 18, 1999 L 73-77 Tuscaloosa, Ala.

Feb. 3, 2000 L 62-66 Fayetteville, Ark.

Feb. 1, 2001 W 74-69 Tuscaloosa, Ala.

Jan. 10, 2002 W 84-70 Fayetteville, Ark.

Feb. 2, 2002 L 70-72 Tuscaloosa, Ala.

Feb. 2, 2003 L 58-59 Tuscaloosa, Ala.

March 2, 2003 L 57-68 Fayetteville, Ark.

March 6, 2003 L 48-53 Little Rock, Ark.

Feb. 15, 2004 W 68-65 Tuscaloosa, Ala.

Feb. 10, 2005 L 68-83 Fayetteville, Ark.

Jan. 15, 2006 W 75-73 Tuscaloosa, Ala.

Jan. 18, 2007 L 63-71 Fayetteville, Ark.

Jan. 17, 2008 L 49-63 Tuscaloosa, Ark.

Feb. 22, 2009 L 69-74 Fayetteville, Ark.

Jan. 24, 2010 L 62-66^{OT} Tuscaloosa, Ala.

Feb. 21, 2010 W 69-58 Fayetteville, Ark.

Jan. 16, 2011 L 53-57 Tuscaloosa, Ala.

Feb. 27, 2011 W 92-79 Fayetteville, Ark.

Feb. 2, 2012 L 52-70 Fayetteville, Ark.

Feb. 10, 2013 L 80-91^{30T} Tuscaloosa, Ala.

Feb. 12, 2014 L 55-75 Fayetteville, Ark.

Feb. 1, 2015 L 42-53 Tuscaloosa, Ala.

Feb. 18, 2016 L 67-69 Fayetteville, Ark.

Jan. 15, 2017 L 50-68 Tuscaloosa, Ala.

Jan. 7, 2018 W 83-76 Fayetteville, Ark.

Feb. 4, 2018 L 66-74 Tuscaloosa, Ala.

Jan. 24, 2018 L 61-72 Fayetteville, Ark.

Jan. 30, 2020 L 48-66 Tuscaloosa, Ala.

ARKANSAS-LITTLE ROCK 1-0

March 19, 2017 W 55-53 Tuscaloosa, Ala.

ARKANSAS-PINE BLUFF 3-0

Dec. 4, 2010 W 90-56 Tuscaloosa, Ala.

Nov. 17, 2013 W 79-60 Tuscaloosa, Ala.

Dec. 16, 2014 W 71-27 Tuscaloosa, Ala.

ARKANSAS STATE 3-2

Dec. 19, 1985 W 87-68 Jonesboro, Ark.

Jan. 15, 1988 W 83-64 Tuscaloosa, Ala.

Dec. 8, 1989 W 84-65 Murray, Ky.

Nov. 13, 2007 L 56-73 Jonesboro, Ark.

Nov. 18, 2007 L 45-49 Tuscaloosa, Ala.

ARMY 0-1

Jan. 5, 1980 L 50-62 Miami, Fla.

ATHENS COLLEGE 2-0

Dec. 6, 1974 W 78-50 Athens, Ala.

Feb. 1, 1975 W 48-35 Tuscaloosa, Ala.

AUBURN 39-53

Feb. 14, 1975 L 71-93 Auburn, Ala.

Feb. 21, 1975 L 60-78 Auburn, Ala.

March 1, 1975 L 74-79 Tuscaloosa, Ala.

Nov. 17, 1975 L 54-76 Auburn, Ala.

March 1, 1976 W 71-62 Tuscaloosa, Ala.

March 10, 1976 W 90-74 Tuscaloosa, Ala.

Nov. 29, 1976 W 86-81 Tuscaloosa, Ala.

Dec. 16, 1976 W 65-59 Auburn, Ala.

Feb. 24, 1977 W 81-66 Tuscaloosa, Ala.

Nov. 30, 1977 W 67-50 Tuscaloosa, Ala.

Jan. 28, 1978 W 56-48 Auburn, Ala.

Jan. 4, 1979 W 86-67 Starkville, Miss.

Jan. 20, 1979 L 64-75 Auburn, Ala.

Feb. 17, 1979 W 62-55 Tuscaloosa, Ala.

Feb. 24, 1979 L 72-80 Troy, Ala.

Jan. 23, 1980 L 71-77 Auburn, Ala.

Jan. 12, 1981 W 66-65 Tuscaloosa, Ala.

Feb. 1, 1981 L 50-61 Baton Rouge, La.

Feb. 28, 1981 L 50-67 Troy, Ala.

Jan. 27, 1982 L 56-72 Auburn, Ala.

Feb. 22, 1982 L 59-63 Tuscaloosa, Ala.

Jan. 5, 1983 L 49-60 Auburn, Ala.

Feb. 9, 1983 L 63-79 Tuscaloosa, Ala.

Jan. 5, 1984 W 65-56 Auburn, Ala.

Feb. 9, 1984 W 64-60 Tuscaloosa, Ala.

Jan. 16, 1985 L 53-71 Auburn, Ala.

Feb. 18, 1985 W 84-67 Tuscaloosa, Ala.

Jan. 15, 1986 L 86-87^{OT} Tuscaloosa, Ala.

Feb. 21, 1987 L 60-78 Auburn, Ala.

March 5, 1987 L 61-89 Albany, Ga.

Jan. 27, 1988 L 57-88 Tuscaloosa, Ala.

Feb. 22, 1989 L 44-89 Auburn, Ala.

Feb. 21, 1990 W 71-68 Tuscaloosa, Ala.

Feb. 2, 1991 L 48-77 Auburn, Ala.

Feb. 12, 1992 W 72-69 Tuscaloosa, Ala.

Feb. 17, 1993 L 67-93 Auburn, Ala.

Feb. 16, 1994 W 84-71 Tuscaloosa, Ala.

Jan. 28, 1995 L 70-86 Auburn, Ala.

Jan. 24, 1996 W 69-67 Tuscaloosa, Ala.

Feb. 13, 1996 L 58-75 Auburn, Ala.

March 2, 1996 W 65-59 Chattanooga, Tenn.

Jan. 7, 1997 W 68-65 Auburn, Ala.

Feb. 11, 1997 W 89-57 Tuscaloosa, Ala.

Jan. 7, 1998 W 62-46 Tuscaloosa, Ala.

Feb. 11, 1998 W 62-45 Auburn, Ala.

Jan. 7, 1999 L 69-73 Auburn, Ala.

Feb. 11, 1999 W 72-57 Tuscaloosa, Ala.

Feb. 26, 1999 W 76-72 Chattanooga, Tenn.

Jan. 13, 2000 L 51-69 Auburn, Ala.

Feb. 13, 2000 L 59-69 Tuscaloosa, Ala.

Jan. 11, 2001 W 60-53 Tuscaloosa, Ala.

Feb. 11, 2001 W 61-60 Auburn, Ala.

March 1, 2001 W 59-55 Memphis, Tenn.

Jan. 24, 2002 W 78-70 Tuscaloosa, Ala.

Feb. 10, 2002 W 60-57 Auburn, Ala.

Jan. 19, 2003 L 61-65 Auburn, Ala.

Feb. 27, 2003 W 67-62 Tuscaloosa, Ala.

Jan. 22, 2004 L 61-70 Auburn, Ala.

Feb. 26, 2004 L 40-72 Tuscaloosa, Ala.

Jan. 23, 2005 L 43-59 Auburn, Ala.

Feb. 17, 2005 L 63-74 Tuscaloosa, Ala.

Jan. 8, 2006 W 68-54 Tuscaloosa, Ala.

RECORDS & HISTORY

ALL-TIME SERIES RESULTS

| | | | |
|---------------|---|---------------------|------------------|
| Jan. 26, 2006 | L | 56-65 | Auburn, Ala. |
| Jan. 7, 2007 | L | 58-63 | Tuscaloosa, Ala. |
| Feb. 1, 2007 | L | 61-93 | Auburn, Ala. |
| Jan. 27, 2008 | L | 48-62 | Tuscaloosa, Ala. |
| Feb. 14, 2008 | L | 49-74 | Auburn, Ala. |
| Jan. 22, 2009 | L | 66-84 | Auburn, Ala. |
| Feb. 8, 2009 | L | 54-81 | Tuscaloosa, Ala. |
| Jan. 14, 2010 | L | 62-74 | Auburn, Ala. |
| Feb. 7, 2010 | W | 55-53 | Tuscaloosa, Ala. |
| Jan. 2, 2011 | L | 55-66 | Tuscaloosa, Ala. |
| Feb. 17, 2011 | W | 59-51 | Auburn, Ala. |
| Jan. 5, 2012 | L | 55-65 | Tuscaloosa, Ala. |
| Feb. 23, 2012 | L | 40-81 | Auburn, Ala. |
| Jan. 24, 2013 | W | 61-51 | Tuscaloosa, Ala. |
| Feb. 17, 2013 | L | 53-70 | Auburn, Ala. |
| Jan. 16, 2014 | L | 39-61 | Tuscaloosa, Ala. |
| Feb. 27, 2014 | L | 65-70 | Auburn, Ala. |
| Jan. 22, 2015 | W | 51-50 | Tuscaloosa, Ala. |
| Feb. 26, 2015 | L | 73-80 | Auburn, Ala. |
| Jan. 14, 2016 | L | 59-72 | Auburn, Ala. |
| Feb. 7, 2016 | L | 55-59 | Tuscaloosa, Ala. |
| Jan. 29, 2017 | L | 55-66 | Tuscaloosa, Ala. |
| Feb. 20, 2017 | W | 63-61 ^{OT} | Auburn, Ala. |
| Jan. 28, 2018 | L | 60-69 | Auburn, Ala. |
| Feb. 18, 2018 | W | 70-60 | Tuscaloosa, Ala. |
| Jan. 10, 2019 | L | 56-66 | Tuscaloosa, Ala. |
| Feb. 17, 2019 | L | 38-77 | Auburn, Ala. |
| March 7, 2019 | L | 52-53 | Greenville, S.C. |
| Jan. 12, 2020 | W | 75-48 | Auburn, Ala. |
| Feb. 9, 2020 | W | 68-64 | Tuscaloosa, Ala. |

| | |
|--------------------------|--------------------------|
| AUBURN-MONTGOMERY | 2-0 |
| Dec. 2, 1990 | W 92-69 Tuscaloosa, Ala. |
| Dec. 15, 1990 | W 78-57 Montgomery, Ala. |

| | |
|--------------------|----------------------------|
| AUSTIN PEAY | 3-0 |
| Dec. 17, 1991 | W 97-80 Clarksville, Tenn. |
| Dec. 15, 1992 | W 111-79 Tuscaloosa, Ala. |
| Dec. 20, 2008 | W 63-53 Tuscaloosa, Ala. |

| | |
|-------------------|--------------------------|
| BALL STATE | 1-0 |
| Dec. 30, 2008 | W 81-75 Tuscaloosa, Ala. |

| | |
|-----------------|--------------------------|
| BELHAVEN | 2-0 |
| Nov. 24, 1980 | W 97-54 Tuscaloosa, Ala. |
| Nov. 10, 1981 | W 64-62 Jackson, Miss. |

| | |
|----------------|--|
| BELMONT | 5-3 |
| March 23, 1977 | L 73-88 Amarillo, Texas |
| Jan. 6, 2000 | W 84-58 Tuscaloosa, Ala. |
| Dec. 2, 2000 | W 70-67 Nashville, Tenn. |
| Dec. 20, 2006 | W 52-51 Tuscaloosa, Ala. |
| Nov. 28, 2007 | L 58-75 Nashville, Tenn. |
| Dec. 29, 2008 | W 54-49 Tuscaloosa, Ala. |
| Nov. 21, 2009 | L 67-69 ^{OT} Nashville, Tenn. |
| Dec. 18, 2010 | W 64-46 Tuscaloosa, Ala. |

| | |
|------------------------|--------------------------|
| BETHUNE-COOKMAN | 3-0 |
| Dec. 18, 1995 | W 94-35 Tuscaloosa, Ala. |
| Dec. 18, 2003 | W 77-44 Orlando, Fla. |
| Dec. 17, 2019 | W 60-49 Tuscaloosa, Ala. |

| | |
|----------------------------|--------------------------|
| BIRMINGHAM-SOUTHERN | 3-0 |
| Nov. 27, 2001 | W 73-38 Birmingham, Ala. |
| Nov. 26, 2002 | W 75-58 Tuscaloosa, Ala. |
| Dec. 18, 2006 | W 83-66 Tuscaloosa, Ala. |

| | |
|-----------------------|---|
| BOSTON COLLEGE | 2-1 |
| Dec. 6, 1985 | W 78-69 Evanston, Ill. |
| Dec. 28, 1997 | W 79-70 ^{OT} Philadelphia, Pa. |
| Nov. 28, 2003 | L 56-77 Fort Collins, Colo. |

| | |
|-----------------|---------------------------|
| BUCKNELL | 1-0 |
| Dec. 29, 2002 | W 89-64 Jersey City, N.J. |

| | |
|---------------|---------------------------|
| BYU | 1-0 |
| Dec. 21, 2002 | W 70-59 Albuquerque, N.M. |

| | |
|-------------------|-----------------------|
| CALIFORNIA | 1-0 |
| Nov. 24, 2000 | W 76-63 Chicago, Ill. |

| | |
|------------------------------|---------------------------------|
| CAL STATE-BAKERSFIELD | 1-0 |
| Nov. 28, 2009 | W 87-79 San Luis Obispo, Calif. |

| | |
|----------------------------|-------------------------|
| CAL STATE-FULLERTON | 0-1 |
| Dec. 8, 1984 | L 64-65 Las Vegas, Nev. |

| | |
|-----------------------------|------------------------|
| CAL STATE-NORTHRIDGE | 1-0 |
| Nov. 25, 2006 | W 75-56 Moraga, Calif. |

| | |
|----------------------|-------------------------------|
| CARSON-NEWMAN | 1-1 |
| Jan. 9, 1982 | L 59-63 Jefferson City, Tenn. |
| Jan. 22, 1982 | W 85-49 Tuscaloosa, Ala. |

| | |
|------------------|--------------------------|
| CENTENARY | 1-0 |
| Nov. 14, 2008 | W 64-55 Tuscaloosa, Ala. |

| | |
|-------------------------|--------------------------|
| CENTRAL ARKANSAS | 1-1 |
| Nov. 14, 2010 | W 87-76 Tuscaloosa, Ala. |
| Nov. 15, 2011 | L 46-58 Conway, Ark. |

| | |
|-------------------------|-----------------------------|
| CENTRAL MICHIGAN | 1-0 |
| March 18, 1984 | W 78-70 Mt. Pleasant, Mich. |

| | |
|-------------------|-------------------------------|
| CHARLESTON | 1-0 |
| Jan. 8, 1982 | W 71-68 Jefferson City, Tenn. |

| | |
|------------------|---------------------------------------|
| CHARLOTTE | 1-1 |
| Feb. 18, 1997 | L 67-69 ^{OT} Charlotte, N.C. |
| Feb. 5, 1998 | W 74-50 Tuscaloosa, Ala. |

| | |
|--------------------|----------------------------|
| CHATTANOOGA | 6-5 |
| Nov. 19, 1981 | L 79-85 Chattanooga, Tenn. |
| Dec. 19, 1981 | W 89-59 Birmingham, Ala. |
| Dec. 17, 1982 | L 51-63 Tuscaloosa, Ala. |
| Jan. 3, 1985 | W 92-64 Chattanooga, Tenn. |
| Dec. 31, 1986 | W 81-69 Chattanooga, Tenn. |
| Nov. 24, 1989 | W 86-59 Atlanta, Ga. |
| March 16, 2000 | L 68-70 Chattanooga, Tenn. |
| Nov. 29, 2006 | W 68-56 Tuscaloosa, Ala. |
| Dec. 15, 2007 | L 34-62 Chattanooga, Tenn. |
| Dec. 8, 2012 | L 58-72 Tuscaloosa, Ala. |
| Nov. 8, 2013 | W 82-70 Chattanooga, Tenn. |

| | |
|--------------------|----------------------------|
| CHATTANOOGA | 6-5 |
| Nov. 19, 1981 | L 79-85 Chattanooga, Tenn. |
| Dec. 19, 1981 | W 89-59 Birmingham, Ala. |
| Dec. 17, 1982 | L 51-63 Tuscaloosa, Ala. |
| Jan. 3, 1985 | W 92-64 Chattanooga, Tenn. |
| Dec. 31, 1986 | W 81-69 Chattanooga, Tenn. |
| Nov. 24, 1989 | W 86-59 Atlanta, Ga. |
| March 16, 2000 | L 68-70 Chattanooga, Tenn. |
| Nov. 29, 2006 | W 68-56 Tuscaloosa, Ala. |
| Dec. 15, 2007 | L 34-62 Chattanooga, Tenn. |
| Dec. 8, 2012 | L 58-72 Tuscaloosa, Ala. |
| Nov. 8, 2013 | W 82-70 Chattanooga, Tenn. |

| | |
|-------------------|------------------------------|
| CINCINNATI | 2-0 |
| Dec. 6, 1991 | W 100-80 Murfreesboro, Tenn. |
| Dec. 28, 2012 | W 58-47 Honolulu, Hawai'i |

| | |
|----------------|--------------------------|
| CLEMSON | 4-2 |
| Jan. 10, 1981 | L 72-79 Tuscaloosa, Ala. |
| Feb. 1, 1986 | W 88-69 Tuscaloosa, Ala. |
| Dec. 30, 1986 | W 85-79 Clemson, S.C. |
| Dec. 19, 1992 | L 68-79 Tuscaloosa, Ala. |

| | |
|---------------|--------------------------|
| Nov. 19, 2018 | W 76-56 Tuscaloosa, Ala. |
| Nov. 12, 2019 | W 67-54 Clemson, S.C. |

| | |
|----------------|--------------------------|
| COLGATE | 1-0 |
| Dec. 8, 2019 | W 72-52 Tuscaloosa, Ala. |

| | |
|-----------------------|------------------------|
| COLORADO STATE | 1-0 |
| Dec. 2, 1994 | W 74-62 Irvine, Calif. |

| | |
|-----------------|------------------------|
| COLUMBIA | 1-0 |
| Nov. 26, 2005 | W 81-66 Seattle, Wash. |

| | |
|--------------------|-----------------------|
| CONNECTICUT | 0-2 |
| March 23, 1995 | L 56-87 Storrs, Conn. |
| Dec. 8, 1995 | L 67-81 Richmond, Va. |

| | |
|---------------------|------------------------------|
| COPPIN STATE | 2-0 |
| Dec. 3, 1993 | W 98-31 Tuscaloosa, Ala. |
| Dec. 29, 2013 | W 82-60 Charlottesville, Va. |

| | |
|------------------|-------------------------|
| CREIGHTON | 1-0 |
| Dec. 20, 2000 | W 66-56 Nassau, Bahamas |

| | |
|-----------------|------------------------|
| DELAWARE | 0-1 |
| Dec. 29, 2004 | L 59-67 Bethlehem, Pa. |

| | |
|-----------------------|----------------------|
| DELAWARE STATE | 1-0 |
| Dec. 7, 1990 | W 96-44 Radford, Va. |

| | |
|--------------------|---------------------------|
| DELTA STATE | 3-2 |
| March 11, 1977 | L 47-81 Cleveland, Miss. |
| March 9, 1978 | L 61-74 Tallahassee, Fla. |
| Jan. 9, 1984 | W 84-66 Cleveland, Miss. |
| Feb. 4, 1984 | W 94-66 Tuscaloosa, Ala. |
| Dec. 4, 1993 | W 91-71 Ruston, La. |

| | |
|---------------|--------------------------|
| DePAUL | 3-1 |
| Jan. 14, 1983 | W 82-66 Chicago, Ill. |
| Dec. 9, 1983 | W 81-53 Tuscaloosa, Ala. |
| Nov. 30, 1991 | L 86-91 Chicago, Ill. |
| Nov. 28, 1998 | W 87-67 Chicago, Ill. |

| | |
|---------------|------------------------|
| DRAKE | 1-0 |
| Nov. 27, 1999 | W 87-77 Cancun, Mexico |

| | |
|----------------|---|
| DUKE | 1-2 |
| March 18, 1995 | W 121-120 ^{4OT} Tuscaloosa, Ala. |
| Nov. 17, 2013 | L 57-92 Durham, N.C. |
| Nov. 16, 2014 | L 40-90 Tuscaloosa, Ala. |

| | |
|----------------------|--------------------------|
| EAST CAROLINA | 1-2 |
| Dec. 29, 1993 | W 107-53 Orlando, Fla. |
| Dec. 8, 2002 | L 72-81 Greenville, N.C. |
| Jan. 2, 2006 | L 55-61 Tuscaloosa, Ala. |

| | |
|-----------------------------|-----------------------------|
| EAST TENNESSEE STATE | 3-1 |
| Dec. 8, 1993 | W 86-65 Johnson City, Tenn. |
| Jan. 3, 1995 | W 102-64 Tuscaloosa, Ala. |
| Dec. 2, 1996 | W 95-64 Johnson City, Tenn. |
| Jan. 2, 2008 | L 62-73 Tuscaloosa, Ala. |

| | |
|-------------------------|-----------------------|
| EASTERN KENTUCKY | 1-0 |
| March 17, 2002 | W 99-77 Richmond, Ky. |

| | |
|-------------------------|---------------------------|
| EASTERN MICHIGAN | 0-1 |
| Nov. 23, 2007 | L 43-52 Freeport, Bahamas |

ALL-TIME SERIES RESULTS

FLORIDA 32-29

| | | | |
|----------------|---|------------------------|--------------------|
| March 11, 1976 | L | 56-64 | Cleveland, Miss. |
| Jan. 5, 1977 | W | 78-72 | Gainesville, Fla. |
| Jan. 17, 1977 | W | 92-74 | Tuscaloosa, Ala. |
| Jan. 30, 1978 | W | 70-56 | Gainesville, Fla. |
| Feb. 13, 1978 | W | 73-56 | Tuscaloosa, Ala. |
| March 4, 1978 | L | 71-80 | Starkville, Miss. |
| Jan. 22, 1979 | L | 80-88 | Gainesville, Fla. |
| Jan. 19, 1980 | W | 85-66 | Pensacola, Fla. |
| Dec. 15, 1980 | W | 89-66 | Tuscaloosa, Ala. |
| Jan. 29, 1981 | W | 67-54 | Baton Rouge, La. |
| Feb. 14, 1981 | W | 95-63 | Gainesville, Fla. |
| Jan. 16, 1982 | W | 59-58 | Pensacola, Fla. |
| Feb. 12, 1983 | W | 83-56 | Pensacola, Fla. |
| March 3, 1983 | W | 69-53 | Knoxville, Tenn. |
| Jan. 26, 1986 | W | 83-62 | Tuscaloosa, Ala. |
| Feb. 28, 1986 | W | 71-57 | Athens, Ga. |
| Feb. 28, 1987 | W | 87-65 | Tuscaloosa, Ala. |
| Feb. 3, 1988 | W | 75-53 | Gainesville, Fla. |
| Jan. 14, 1989 | L | 75-76 | Gainesville, Fla. |
| Jan. 24, 1990 | W | 84-71 | Tuscaloosa, Ala. |
| Feb. 9, 1991 | L | 90-93 ^{OT} | Gainesville, Fla. |
| March 1, 1991 | W | 95-75 | Albany, Ga. |
| Jan. 4, 1992 | L | 101-103 ^{2OT} | Tuscaloosa, Ala. |
| Jan. 2, 1993 | L | 75-81 | Gainesville, Fla. |
| March 6, 1993 | W | 88-73 | Chattanooga, Tenn. |
| Jan. 16, 1994 | L | 75-80 | Tuscaloosa, Ala. |
| Jan. 15, 1995 | L | 88-97 | Gainesville, Fla. |
| Feb. 17, 1996 | W | 73-54 | Tuscaloosa, Ala. |
| Feb. 16, 1997 | W | 86-81 | Gainesville, Fla. |
| March 2, 1997 | L | 72-83 | Chattanooga, Tenn. |
| Dec. 21, 1997 | L | 62-70 | Gainesville, Fla. |
| Feb. 14, 1998 | W | 73-51 | Tuscaloosa, Ala. |
| Dec. 28, 1998 | W | 74-61 | Columbus, Ga. |
| Feb. 10, 1998 | L | 71-77 | Tuscaloosa, Ala. |
| Feb. 15, 1999 | W | 75-73 | Gainesville, Fla. |
| Feb. 27, 2000 | L | 60-84 | Gainesville, Fla. |
| Feb. 25, 2001 | L | 62-74 | Tuscaloosa, Ala. |
| Jan. 13, 2002 | L | 77-83 | Gainesville, Fla. |
| Feb. 16, 2003 | W | 69-65 | Tuscaloosa, Ala. |
| Jan. 29, 2004 | L | 69-76 | Gainesville, Fla. |
| Feb. 6, 2005 | W | 77-66 | Tuscaloosa, Ala. |
| March 3, 2005 | W | 62-58 | Greenville, S.C. |
| Jan. 5, 2006 | L | 44-59 | Gainesville, Fla. |
| Feb. 18, 2007 | L | 64-66 | Tuscaloosa, Ala. |
| Jan. 13, 2008 | L | 65-80 | Gainesville, Fla. |
| Feb. 5, 2009 | L | 71-92 | Tuscaloosa, Ala. |
| Jan. 21, 2010 | W | 82-58 | Tuscaloosa, Ala. |
| Feb. 28, 2010 | W | 66-61 | Gainesville, Fla. |
| Jan. 27, 2011 | L | 64-70 | Gainesville, Fla. |
| Feb. 13, 2011 | W | 64-59 | Tuscaloosa, Ala. |
| Jan. 19, 2012 | L | 37-61 | Gainesville, Fla. |
| Feb. 2, 2013 | L | 54-87 | Gainesville, Fla. |
| Feb. 24, 2013 | L | 61-67 | Tuscaloosa, Ala. |
| Jan. 30, 2014 | L | 75-67 | Gainesville, Fla. |
| Feb. 26, 2015 | L | 49-53 | Tuscaloosa, Ala. |
| Jan. 21, 2016 | L | 72-80 | Gainesville, Fla. |
| Feb. 12, 2017 | L | 56-66 | Tuscaloosa, Ala. |
| Jan. 4, 2018 | W | 63-54 | Gainesville, Fla. |
| Jan. 3, 2019 | W | 74-67 | Tuscaloosa, Ala. |
| Feb. 7, 2019 | L | 55-57 | Gainesville, Fla. |
| Feb. 20, 2020 | W | 69-62 | Tuscaloosa, Ala. |

FLORIDA A&M 5-1

| | | | |
|---------------|---|---------------------|------------------|
| Nov. 28, 1986 | W | 81-60 | Atlanta, Ga. |
| Dec. 17, 2008 | W | 70-68 ^{OT} | Tuscaloosa, Ala. |

| | | | |
|---------------|---|-------|-------------------|
| Dec. 16, 2009 | L | 52-61 | Tallahassee, Fla. |
| Nov. 14, 2014 | W | 60-44 | Tuscaloosa, Ala. |
| Dec. 28, 2016 | W | 81-46 | Tuscaloosa, Ala. |
| Dec. 28, 2017 | W | 91-55 | Tuscaloosa, Ala. |

FLORIDA INTERNATIONAL 1-1

| | | | |
|---------------|---|-------|------------------|
| Dec. 21, 2003 | L | 55-61 | Miami, Fla. |
| Jan. 3, 2005 | W | 60-54 | Tuscaloosa, Ala. |

FLORIDA STATE 5-5

| | | | |
|---------------|---|-------|-------------------|
| Jan. 12, 1980 | W | 88-61 | Tuscaloosa, Ala. |
| Nov. 28, 1980 | L | 76-77 | Orlando, Fla. |
| Dec. 6, 1982 | L | 64-73 | Tuscaloosa, Ala. |
| Feb. 16, 1982 | W | 64-61 | Tallahassee, Fla. |
| Feb. 1, 1988 | W | 70-64 | Tallahassee, Fla. |
| Jan. 30, 1989 | W | 70-68 | Tuscaloosa, Ala. |
| Dec. 6, 1989 | L | 76-81 | Tuscaloosa, Ala. |
| Jan. 16, 1991 | L | 65-88 | Tallahassee, Fla. |
| Dec. 31, 1993 | W | 87-33 | Orlando, Fla. |
| Nov. 26, 2010 | L | 61-68 | Freeport, Bahamas |

FREED-HARDEMAN 1-0

| | | | |
|--------------|---|-------|------------------|
| Feb. 6, 1981 | W | 95-51 | Tuscaloosa, Ala. |
|--------------|---|-------|------------------|

FURMAN 1-0

| | | | |
|---------------|---|-------|------------------|
| Nov. 14, 1997 | W | 91-41 | Tuscaloosa, Ala. |
|---------------|---|-------|------------------|

GEORGETOWN 2-1

| | | | |
|---------------|---|-------|------------------|
| Nov. 22, 2014 | W | 72-58 | Lawrence, Kan. |
| Dec. 12, 2015 | W | 78-66 | Tuscaloosa, Ala. |
| Dec. 11, 2016 | L | 59-70 | Washington, D.C. |

GEORGIA 12-42

| | | | |
|---------------|---|--------|-------------------|
| Jan. 24, 1977 | W | 77-62 | Athens, Ga. |
| Feb. 3, 1979 | W | 81-65 | Tuscaloosa, Ala. |
| Jan. 9, 1981 | W | 72-61 | Clemson, S.C. |
| Jan. 31, 1981 | W | 80-66 | Baton Rouge, La. |
| March 5, 1984 | L | 65-74 | Athens, Ga. |
| Feb. 5, 1986 | L | 69-73 | Tuscaloosa, Ala. |
| March 1, 1986 | L | 71-88 | Athens, Ga. |
| Nov. 30, 1986 | L | 59-78 | Atlanta, Ga. |
| Feb. 1, 1987 | L | 55-77 | Athens, Ga. |
| Jan. 7, 1988 | L | 67-84 | Tuscaloosa, Ala. |
| Feb. 11, 1989 | L | 55-56 | Athens, Ga. |
| Jan. 9, 1990 | L | 65-70 | Tuscaloosa, Ala. |
| Feb. 20, 1991 | L | 47-83 | Athens, Ga. |
| March 2, 1991 | L | 69-78 | Albany, Ga. |
| Feb. 29, 1992 | W | 105-81 | Tuscaloosa, Ala. |
| Feb. 28, 1993 | W | 67-50 | Athens, Ga. |
| March 7, 1993 | L | 72-76 | Chatanooga, Tenn. |
| Jan. 5, 1994 | W | 70-57 | Tuscaloosa, Ala. |
| Jan. 18, 1995 | L | 67-91 | Athens, Ga. |
| Dec. 18, 1996 | L | 83-89 | Tuscaloosa, Ala. |
| Jan. 15, 1997 | W | 68-64 | Athens, Ga. |
| Feb. 8, 1998 | W | 90-77 | Tuscaloosa, Ala. |
| Jan. 3, 1999 | L | 70-85 | Athens, Ga. |
| Jan. 9, 2000 | L | 62-71 | Tuscaloosa, Ala. |
| Feb. 24, 2000 | L | 37-72 | Athens, Ga. |
| Jan. 7, 2001 | L | 41-96 | Athens, Ga. |
| Feb. 22, 2001 | L | 48-71 | Tuscaloosa, Ala. |
| Feb. 21, 2002 | L | 62-73 | Athens, Ga. |
| Feb. 28, 2002 | L | 60-64 | Nashville, Tenn. |
| Jan. 23, 2003 | L | 47-77 | Tuscaloosa, Ala. |
| Feb. 1, 2004 | L | 68-71 | Athens, Ga. |
| Feb. 3, 2005 | L | 63-72 | Tuscaloosa, Ala. |
| Feb. 5, 2006 | L | 59-84 | Athens, Ga. |
| Feb. 8, 2007 | L | 51-92 | Tuscaloosa, Ala. |

| | | | |
|---------------|---|---------------------|------------------|
| Jan. 20, 2008 | L | 53-71 | Athens, Ga. |
| March 6, 2008 | L | 62-71 | Nashville, Tenn. |
| Jan. 25, 2009 | L | 61-63 | Tuscaloosa, Ala. |
| Jan. 3, 2010 | L | 44-52 | Tuscaloosa, Ala. |
| Feb. 14, 2010 | L | 47-76 | Athens, Ga. |
| March 4, 2010 | L | 66-73 | Duluth, Ga. |
| Jan. 20, 2011 | L | 51-60 | Tuscaloosa, Ala. |
| Feb. 6, 2011 | L | 54-81 | Athens, Ga. |
| Feb. 5, 2012 | L | 66-81 | Tuscaloosa, Ala. |
| Jan. 10, 2013 | L | 83-95 | Tuscaloosa, Ala. |
| Jan. 31, 2013 | L | 59-65 | Athens, Ga. |
| Jan. 26, 2014 | W | 69-66 | Tuscaloosa, Ala. |
| Jan. 4, 2015 | L | 47-64 | Athens, Ga. |
| Jan. 17, 2016 | W | 64-50 | Tuscaloosa, Ala. |
| Feb. 23, 2017 | L | 65-71 ^{OT} | Athens, Ga. |
| Feb. 22, 2018 | L | 43-49 ^{OT} | Tuscaloosa, Ala. |
| Jan. 27, 2019 | W | 58-53 | Athens, Ga. |
| Feb. 24, 2019 | L | 67-76 ^{OT} | Tuscaloosa, Ala. |
| Feb. 16, 2020 | L | 75-76 ^{OT} | Athens, Ga. |
| March 5, 2020 | L | 61-68 | Greenville, S.C. |

GEORGIA SOUTHERN 9-1

| | | | |
|----------------|---|--------|------------------|
| Jan. 31, 1975 | L | 66-73 | Tuscaloosa, Ala. |
| Jan. 11, 1989 | W | 73-54 | Tuscaloosa, Ala. |
| March 17, 1993 | W | 102-70 | Tuscaloosa, Ala. |
| Feb. 18, 1998 | W | 87-48 | Statesboro, Ga. |
| Nov. 15, 1998 | W | 72-40 | Tuscaloosa, Ala. |
| Dec. 22, 2005 | W | 76-71 | Tuscaloosa, Ala. |
| Nov. 19, 2010 | W | 65-55 | Statesboro, Ga. |
| Nov. 21, 2011 | W | 67-34 | Tuscaloosa, Ala. |
| Nov. 22, 2016 | W | 66-48 | Tuscaloosa, Ala. |
| Nov. 19, 2017 | W | 84-36 | Statesboro, Ga. |

GEORGIA STATE 10-1

| | | | |
|---------------|---|--------|------------------|
| Dec. 19, 1977 | W | 68-58 | Atlanta, Ga. |
| Feb. 14, 1979 | L | 84-92 | Tuscaloosa, Ala. |
| Dec. 5, 1981 | W | 71-54 | Tuscaloosa, Ala. |
| Jan. 4, 1982 | W | 75-68 | Atlanta, Ga. |
| Dec. 4, 1982 | W | 94-67 | Atlanta, Ga. |
| Jan. 7, 1984 | W | 95-83 | Tuscaloosa, Ala. |
| Feb. 1, 1985 | W | 100-67 | Tuscaloosa, Ala. |
| Nov. 25, 1989 | W | 102-70 | Atlanta, Ga. |
| Dec. 21, 1990 | W | 62-21 | Tuscaloosa, Ala. |
| Nov. 24, 2015 | W | 72-56 | Tuscaloosa, Ala. |
| Dec. 15, 2016 | W | 80-57 | Tuscaloosa, Ala. |

GEORGIA TECH 5-2

| | | | |
|----------------|---|-----------------------|------------------|
| Nov. 23, 1982 | W | 63-56 | Tuscaloosa, Ala. |
| Nov. 30, 1983 | W | 79-47 | Tuscaloosa, Ala. |
| Dec. 29, 1992 | W | 103-101 ^{OT} | Atlanta, Ga. |
| Dec. 18, 2015 | L | 58-70 | Atlanta, Ga. |
| Dec. 17, 2016 | W | 67-65 | Tuscaloosa, Ala. |
| March 26, 2017 | L | 66-76 | Atlanta, Ga. |
| March 22, 2018 | W | 61-59 | Tuscaloosa, Ala. |

GRAMBLING STATE 8-0

| | | | |
|----------------|---|--------|-------------------|
| Dec. 18, 1992 | W | 117-51 | Tuscaloosa, Ala. |
| Dec. 4, 1993 | W | 81-50 | Tuscaloosa, Ala. |
| Nov. 26, 1994 | W | 90-70 | Tuscaloosa, Ala. |
| Dec. 27, 1996 | W | 70-67 | Tuscaloosa, Ala. |
| March 12, 1999 | W | 80-68 | Chapel Hill, N.C. |
| Dec. 20, 2015 | W | 72-57 | Tuscaloosa, Ala. |
| Dec. 10, 2017 | W | 73-49 | Tuscaloosa, Ala. |
| Nov. 23, 2018 | W | 73-55 | Tuscaloosa, Ala. |

RECORDS & HISTORY

ALL-TIME SERIES RESULTS

HAMPTON 2-1

| | | | |
|---------------|---|---------------------|------------------|
| Dec. 20, 2007 | W | 63-60 ^{OT} | Tuscaloosa, Ala. |
| Nov. 22, 2008 | W | 69-60 | Hampton, Va. |
| Nov. 6, 2019 | L | 61-64 | Tuscaloosa, Ala. |

HAWAII 1-0

| | | | |
|---------------|---|-------|-------------------|
| Dec. 30, 2012 | W | 44-43 | Honolulu, Hawai'i |
|---------------|---|-------|-------------------|

HOUSTON 3-3

| | | | |
|---------------|---|-------|---------------------|
| Dec. 2, 1989 | L | 51-71 | Murfreesboro, Tenn. |
| Dec. 20, 1991 | W | 93-80 | Tuscaloosa, Ala. |
| Jan. 4, 2003 | L | 62-68 | Houston, Texas |
| Jan. 3, 2004 | L | 70-76 | Tuscaloosa, Ala. |
| Nov. 13, 2012 | W | 83-74 | Houston, Texas |
| Dec. 8, 2013 | W | 51-44 | Tuscaloosa, Ala. |

IDAHO STATE 1-0

| | | | |
|---------------|---|-------|---------------|
| Dec. 12, 1981 | W | 93-55 | Columbia, Mo. |
|---------------|---|-------|---------------|

ILLINOIS 2-1

| | | | |
|---------------|---|-------|-------------------------|
| Jan. 7, 1994 | W | 79-68 | Champaign, Ill. |
| Jan. 10, 1995 | W | 84-47 | Tuscaloosa, Ala. |
| Nov. 29, 2009 | L | 55-64 | San Luis Obispo, Calif. |

ILLINOIS-CHICAGO 3-0

| | | | |
|---------------|---|--------|------------------|
| Dec. 18, 1986 | W | 102-58 | Tuscaloosa, Ala. |
| Nov. 25, 2000 | W | 73-43 | Chicago, Ill. |
| Dec. 16, 2002 | W | 80-72 | Tuscaloosa, Ala. |

INDIANA 1-0

| | | | |
|---------------|---|-------|-------------------|
| Nov. 30, 1997 | W | 77-70 | Honolulu, Hawai'i |
|---------------|---|-------|-------------------|

INDIANA STATE 0-1

| | | | |
|----------------|---|-------|-----------------|
| March 24, 1977 | L | 75-84 | Amarillo, Texas |
|----------------|---|-------|-----------------|

IOWA 1-0

| | | | |
|----------------|---|-------|------------------|
| March 20, 1994 | W | 84-78 | Tuscaloosa, Ala. |
|----------------|---|-------|------------------|

IOWA STATE 1-2

| | | | |
|---------------|---|-------|-------------------|
| Nov. 27, 1993 | W | 99-57 | Des Moines, Iowa |
| Nov. 29, 1998 | L | 58-61 | Honolulu, Hawai'i |
| Dec. 5, 2019 | L | 66-75 | Tuscaloosa, Ala. |

JACKSON STATE 7-0

| | | | |
|---------------|---|-------|------------------|
| Nov. 28, 1985 | W | 79-50 | Tuscaloosa, Ala. |
| Dec. 18, 1985 | W | 80-68 | Jackson, Miss. |
| Dec. 19, 1991 | W | 86-60 | Tuscaloosa, Ala. |
| Dec. 9, 1995 | W | 92-62 | Las Cruces, N.M. |
| Dec. 6, 1996 | W | 62-37 | Tuscaloosa, Ala. |
| Jan. 27, 1997 | W | 78-44 | Tuscaloosa, Ala. |
| Nov. 17, 2009 | W | 79-39 | Tuscaloosa, Ala. |

JACKSONVILLE 2-0

| | | | |
|---------------|---|-------|------------------|
| Dec. 17, 2013 | W | 75-62 | Tuscaloosa, Ala. |
| Nov. 16, 2017 | W | 75-60 | Tuscaloosa, Ala. |

JACKSONVILLE STATE 8-1

| | | | |
|---------------|---|-------|--------------------|
| Jan. 23, 1978 | W | 78-56 | Tuscaloosa, Ala. |
| Feb. 8, 1990 | W | 69-63 | Tuscaloosa, Ala. |
| Nov. 27, 1990 | W | 89-79 | Tuscaloosa, Ala. |
| Dec. 18, 2001 | W | 72-53 | Jacksonville, Ala. |
| Dec. 2, 2003 | W | 81-52 | Tuscaloosa, Ala. |
| Dec. 22, 2007 | W | 63-54 | Tuscaloosa, Ala. |
| Nov. 11, 2012 | W | 80-43 | Tuscaloosa, Ala. |
| Dec. 17, 2013 | W | 75-62 | Tuscaloosa, Ala. |
| Nov. 18, 2014 | L | 62-64 | Tuscaloosa, Ala. |

JUDSON 6-2

| | | | |
|---------------|---|-------|------------------|
| Dec. 6, 1974 | W | 77-53 | Athens, Ala. |
| Jan. 16, 1975 | W | 71-63 | Tuscaloosa, Ala. |
| Jan. 30, 1975 | L | 57-63 | Marion, Ala. |
| Feb. 22, 1975 | L | 29-61 | Auburn, Ala. |
| Jan. 19, 1975 | W | 73-63 | Tuscaloosa, Ala. |
| Feb. 16, 1976 | W | 84-73 | Marion, Ala. |
| Feb. 19, 1977 | W | 95-43 | Tuscaloosa, Ala. |
| Feb. 20, 1978 | W | 87-47 | Marion, Ala. |

KANSAS 3-1

| | | | |
|---------------|---|---------------------|------------------|
| Dec. 12, 2010 | L | 57-79 | Lawrence, Kan. |
| Dec. 4, 2011 | W | 80-76 | Tuscaloosa, Ala. |
| Nov. 21, 2014 | W | 85-80 | Lawrence, Kan. |
| Dec. 4, 2016 | W | 71-65 ^{OT} | Lawrence, Kan. |

KANSAS STATE 1-1

| | | | |
|---------------|---|-------|------------------|
| Nov. 26, 1999 | W | 63-60 | Cancun, Mexico |
| Dec. 18, 2004 | L | 52-71 | Springfield, Mo. |

KENTUCKY 17-33

| | | | |
|---------------|---|----------------------|--------------------|
| Jan. 20, 1978 | W | 66-62 | Lexington, Ky. |
| Jan. 13, 1979 | W | 83-70 | Tuscaloosa, Ala. |
| Feb. 8, 1980 | L | 69-77 | Knoxville, Tenn. |
| Feb. 26, 1982 | L | 76-82 | Lexington, Ky. |
| Jan. 18, 1983 | L | 77-104 | Tuscaloosa, Ala. |
| Dec. 20, 1983 | W | 78-49 | Lexington, Ky. |
| Feb. 12, 1986 | W | 76-75 | Tuscaloosa, Ala. |
| Feb. 7, 1987 | L | 80-89 | Lexington, Ky. |
| Jan. 13, 1988 | W | 74-54 | Tuscaloosa, Ala. |
| Feb. 17, 1989 | L | 84-89 | Lexington, Ky. |
| Feb. 17, 1990 | L | 58-74 | Tuscaloosa, Ala. |
| Jan. 24, 1991 | W | 72-65 | Lexington, Ky. |
| Feb. 1, 1992 | W | 78-72 | Tuscaloosa, Ala. |
| March 6, 1992 | L | 87-95 | Albany, Ga. |
| Jan. 31, 1993 | L | 73-77 | Lexington, Ky. |
| Feb. 13, 1994 | W | 96-82 | Tuscaloosa, Ala. |
| Feb. 18, 1995 | W | 68-62 | Lexington, Ky. |
| Jan. 20, 1996 | W | 66-51 | Tuscaloosa, Ala. |
| Jan. 22, 1997 | W | 78-62 | Cincinnati, Ohio |
| Jan. 24, 1998 | W | 62-56 | Tuscaloosa, Ala. |
| Jan. 24, 1999 | L | 72-76 | Lexington, Ky. |
| Jan. 27, 2000 | W | 68-67 | Tuscaloosa, Ala. |
| March 2, 2000 | L | 63-67 | Chattanooga, Tenn. |
| Jan. 25, 2001 | L | 64-71 | Lexington, Ky. |
| Jan. 6, 2002 | L | 62-63 | Tuscaloosa, Ala. |
| Jan. 27, 2002 | W | 61-58 | Lexington, Ky. |
| Jan. 12, 2003 | L | 55-59 | Lexington, Ky. |
| Feb. 23, 2003 | L | 71-73 ^{2OT} | Tuscaloosa, Ala. |
| Feb. 22, 2004 | L | 59-62 | Lexington, Ky. |
| Jan. 9, 2005 | W | 69-39 | Tuscaloosa, Ala. |
| Feb. 26, 2006 | L | 60-80 | Lexington, Ky. |
| Jan. 11, 2007 | L | 62-63 | Tuscaloosa, Ala. |
| Feb. 17, 2008 | L | 44-64 | Lexington, Ky. |
| Jan. 15, 2009 | L | 57-67 | Tuscaloosa, Ala. |
| Jan. 17, 2010 | L | 63-88 | Lexington, Ky. |
| Jan. 30, 2011 | L | 69-82 | Tuscaloosa, Ala. |
| Jan. 29, 2012 | L | 68-82 | Lexington, Ky. |
| Feb. 16, 2012 | W | 77-75 | Tuscaloosa, Ala. |
| Jan. 6, 2013 | L | 70-87 | Tuscaloosa, Ala. |
| Jan. 2, 2014 | L | 63-85 | Tuscaloosa, Ala. |
| Jan. 23, 2014 | W | 57-55 | Lexington, Ky. |
| Jan. 2, 2015 | L | 66-78 | Tuscaloosa, Ala. |
| Jan. 7, 2016 | L | 48-73 | Lexington, Ky. |
| Jan. 12, 2017 | L | 54-71 | Tuscaloosa, Ala. |
| March 3, 2017 | L | 55-65 | Greenville, S.C. |
| Jan. 25, 2018 | L | 54-79 | Lexington, Ky. |
| March 1, 2018 | L | 64-71 | Nashville, Tenn. |

| | | | |
|---------------|---|-------|------------------|
| Feb. 11, 2019 | L | 53-68 | Tuscaloosa, Ala. |
| Jan. 9, 2020 | L | 71-81 | Tuscaloosa, Ala. |
| Feb. 6, 2020 | L | 62-66 | Lexington, Ky. |

LAMAR 2-1

| | | | |
|---------------|---|--------|------------------|
| Nov. 29, 1989 | W | 71-64 | Beaumont, Texas |
| Dec. 20, 1990 | L | 62-72 | Tuscaloosa, Ala. |
| Dec. 9, 1994 | W | 102-50 | Arlington, Texas |

LAMBUTH 1-0

| | | | |
|---------------|---|-------|----------------|
| Feb. 13, 1976 | W | 80-49 | Jackson, Tenn. |
|---------------|---|-------|----------------|

LIBERTY 1-0

| | | | |
|--------------|---|-------|------------------|
| Dec. 7, 2002 | W | 67-64 | Greenville, N.C. |
|--------------|---|-------|------------------|

LIPSCOMB 4-0

| | | | |
|---------------|---|-------|------------------|
| Jan. 24, 1986 | W | 78-50 | Nashville, Tenn. |
| Dec. 28, 2015 | W | 68-49 | Tuscaloosa, Ala. |
| Nov. 17, 2016 | W | 82-35 | Tuscaloosa, Ala. |
| Dec. 7, 2017 | W | 73-51 | Nashville, Tenn. |

LIVINGSTON 4-0

| | | | |
|---------------|---|-------|------------------|
| Dec. 3, 1981 | W | 72-63 | Tuscaloosa, Ala. |
| Feb. 16, 1982 | W | 69-66 | Livingston, Ala. |
| Dec. 3, 1986 | W | 81-70 | Tuscaloosa, Ala. |
| Dec. 8, 1987 | W | 88-72 | Livingston, Ala. |

LONG BEACH STATE 1-0

| | | | |
|---------------|---|-------|---------------------|
| Nov. 29, 2003 | W | 84-66 | Fort Collins, Colo. |
|---------------|---|-------|---------------------|

LIU BROOKLYN 1-0

| | | | |
|---------------|---|-------|-------------------|
| Dec. 29, 2012 | W | 80-58 | Honolulu, Hawai'i |
|---------------|---|-------|-------------------|

LOUISIANA-MONROE 1-0

| | | | |
|---------------|---|--------|---------------|
| Nov. 29, 1991 | W | 118-86 | Chicago, Ill. |
|---------------|---|--------|---------------|

LSU 19-42

| | | | |
|---------------|---|----------------------|--------------------|
| Jan. 8, 1977 | L | 80-81 | Tuscaloosa, Ala. |
| Feb. 5, 1997 | L | 75-99 | Baton Rouge, La. |
| Jan. 4, 1978 | L | 60-84 | Tuscaloosa, Ala. |
| Nov. 18, 1978 | L | 57-105 | Baton Rouge, La. |
| Feb. 16, 1980 | W | 79-58 | Tuscaloosa, Ala. |
| Jan. 3, 1981 | L | 68-80 | Baton Rouge, La. |
| Feb. 13, 1982 | W | 80-78 | Tuscaloosa, Ala. |
| Feb. 20, 1982 | L | 64-76 | Baton Rouge, La. |
| Jan. 22, 1983 | L | 73-77 | Tuscaloosa, Ala. |
| Feb. 19, 1983 | L | 56-72 | Baton Rouge, La. |
| Jan. 21, 1984 | L | 61-73 | Baton Rouge, La. |
| Feb. 17, 1984 | L | 74-78 | Tuscaloosa, Ala. |
| Jan. 19, 1985 | L | 76-83 ^{2OT} | Tuscaloosa, Ala. |
| Feb. 6, 1985 | L | 76-87 | Baton Rouge, La. |
| Feb. 8, 1986 | L | 82-83 | Tuscaloosa, Ala. |
| Feb. 15, 1987 | L | 66-81 | Baton Rouge, La. |
| Jan. 20, 1988 | W | 81-79 ^{OT} | Tuscaloosa, Ala. |
| Jan. 21, 1989 | L | 71-74 | Baton Rouge, La. |
| Jan. 21, 1990 | W | 67-66 | Tuscaloosa, Ala. |
| Feb. 16, 1991 | L | 66-78 | Baton Rouge, La. |
| Jan. 18, 1992 | W | 80-72 | Tuscaloosa, Ala. |
| Jan. 16, 1993 | W | 74-69 | Baton Rouge, La. |
| March 5, 1993 | W | 106-86 | Chattanooga, Tenn. |
| Jan. 30, 1994 | W | 91-74 | Tuscaloosa, Ala. |
| Jan. 31, 1995 | W | 90-60 | Baton Rouge, La. |
| Feb. 3, 1996 | W | 86-60 | Tuscaloosa, Ala. |
| March 3, 1996 | W | 86-70 | Chattanooga, Tenn. |
| Feb. 1, 1997 | L | 74-84 | Baton Rouge, La. |
| Jan. 29, 1998 | W | 67-54 | Baton Rouge, La. |
| Feb. 3, 1998 | W | 73-51 | Tuscaloosa, Ala. |
| Jan. 28, 1999 | W | 71-66 | Tuscaloosa, Ala. |
| Feb. 3, 1999 | L | 50-75 | Baton Rouge, La. |

ALL-TIME SERIES RESULTS

| | | | |
|---------------|---|---------------------|--------------------|
| Feb. 10, 2000 | W | 72-68 | Tuscaloosa, Ala. |
| Feb. 8, 2001 | L | 58-74 | Baton Rouge, La. |
| Feb. 24, 2002 | W | 82-73 | Tuscaloosa, Ala. |
| Feb. 13, 2003 | L | 43-85 | Baton Rouge, La. |
| Feb. 5, 2004 | L | 68-103 | Tuscaloosa, Ala. |
| Jan. 16, 2005 | L | 51-76 | Baton Rouge, La. |
| March 4, 2005 | L | 59-60 | Greenville, S.C. |
| Jan. 19, 2006 | L | 43-79 | Baton Rouge, La. |
| Feb. 23, 2006 | L | 61-86 | Tuscaloosa, Ala. |
| Jan. 21, 2007 | L | 45-61 | Tuscaloosa, Ala. |
| Feb. 25, 2007 | L | 27-70 | Baton Rouge, La. |
| Feb. 7, 2008 | L | 53-89 | Tuscaloosa, Ala. |
| Jan. 11, 2009 | L | 34-55 | Baton Rouge, La. |
| Jan. 31, 2010 | L | 41-78 | Tuscaloosa, Ala. |
| Jan. 9, 2011 | L | 43-72 | Baton Rouge, La. |
| March 3, 2011 | L | 36-60 | Nashville, Tenn. |
| Jan. 8, 2012 | L | 40-84 | Baton Rouge, La. |
| Feb. 12, 2012 | L | 46-51 | Tuscaloosa, Ala. |
| Feb. 28, 2013 | L | 42-76 | Baton Rouge, La. |
| March 2, 2014 | W | 78-60 | Tuscaloosa, Ala. |
| March 6, 2014 | L | 65-78 | Duluth, Ga. |
| Feb. 8, 2015 | L | 39-51 | Baton Rouge, La. |
| Jan. 3, 2016 | W | 62-45 | Tuscaloosa, Ala. |
| March 2, 2016 | L | 49-58 | Jacksonville, Fla. |
| Feb. 5, 2017 | L | 41-48 | Baton Rouge, La. |
| Jan. 11, 2018 | W | 65-51 | Tuscaloosa, Ala. |
| Feb. 25, 2018 | L | 78-79 ^{OT} | Baton Rouge, La. |
| Jan. 20, 2019 | L | 56-62 | Tuscaloosa, Ala. |
| Jan. 2, 2020 | L | 60-71 | Baton Rouge, La. |

LOUISIANA TECH 2-12

| | | | |
|----------------|---|-------|----------------------|
| Dec. 9, 1982 | L | 55-83 | Ruston, La. |
| Feb. 9, 1985 | L | 51-76 | Ruston, La. |
| Feb. 22, 1986 | L | 77-82 | Tuscaloosa, Ala. |
| Jan. 29, 1990 | L | 49-66 | Tuscaloosa, Ala. |
| Jan. 3, 1991 | L | 57-63 | Ruston, La. |
| Dec. 5, 1993 | L | 72-93 | Ruston, La. |
| Dec. 11, 1993 | W | 99-77 | Tuscaloosa, Ala. |
| April 2, 1994 | L | 66-69 | Richmond, Va. |
| Feb. 11, 1995 | L | 56-72 | Ruston, La. |
| March 21, 1998 | L | 57-71 | Lubbock, Texas |
| Dec. 16, 2006 | L | 57-66 | Ruston, La. |
| Dec. 5, 2007 | L | 61-62 | Tuscaloosa, Ala. |
| Nov. 26, 2011 | W | 67-59 | St. Thomas, U.S.V.I. |
| Dec. 2, 2018 | L | 62-79 | Tempe, Ariz. |

LOUISVILLE 3-1

| | | | |
|---------------|---|-------|------------------|
| Dec. 18, 1983 | W | 71-55 | Louisville, Ky. |
| Jan. 21, 1985 | W | 74-63 | Tuscaloosa, Ala. |
| Nov. 23, 2001 | W | 90-89 | Malibu, Calif. |
| Nov. 28, 2008 | L | 56-73 | Reno, Nev. |

LOYOLA-CHICAGO 2-0

| | | | |
|--------------|---|--------|------------------|
| Dec. 2, 1991 | W | 83-74 | Chicago, Ill. |
| Feb. 3, 1993 | W | 107-64 | Tuscaloosa, Ala. |

LYNN 1-0

| | | | |
|--------------|---|-------|------------------|
| Dec. 7, 1996 | W | 85-44 | Tuscaloosa, Ala. |
|--------------|---|-------|------------------|

MAINE 1-1

| | | | |
|---------------|---|-------|------------------|
| Jan. 5, 1995 | L | 73-75 | Orono, Maine |
| Nov. 25, 1995 | W | 79-43 | Tuscaloosa, Ala. |

MARQUETTE 1-0

| | | | |
|--------------|---|-------|-----------------|
| Dec. 8, 1985 | W | 66-40 | Milwaukee, Wis. |
|--------------|---|-------|-----------------|

MARSHALL 1-0

| | | | |
|---------------|---|-------|------------------|
| Nov. 28, 1997 | W | 91-62 | Honolulu, Hawaii |
|---------------|---|-------|------------------|

MARYLAND 1-0

| | | | |
|---------------|---|-------|----------------|
| Dec. 22, 2001 | W | 71-56 | Cancun, Mexico |
|---------------|---|-------|----------------|

MASSACHUSETTS 2-0

| | | | |
|---------------|---|-------|-------------------|
| Dec. 29, 2000 | W | 74-62 | Jersey City, N.J. |
| Dec. 29, 2001 | W | 66-65 | Villanova, Penn. |

MCNEESE STATE 4-0

| | | | |
|---------------|---|-------|--------------------|
| Dec. 2, 1988 | W | 82-54 | Hattiesburg, Miss. |
| Dec. 4, 2006 | W | 84-55 | Tuscaloosa, Ala. |
| Nov. 23, 2010 | W | 69-53 | Tuscaloosa, Ala. |
| Dec. 19, 2016 | W | 84-63 | Niceville, Fla. |

MEMPHIS 6-6

| | | | |
|----------------|---|--------|------------------|
| Jan. 10, 1976 | W | 61-57 | Tuscaloosa, Ala. |
| Feb. 14, 1976 | L | 62-94 | Memphis, Tenn. |
| Jan. 7, 1977 | L | 73-78 | Tuscaloosa, Ala. |
| Nov. 28, 1977 | L | 65-101 | Memphis, Tenn. |
| Feb. 19, 1979 | W | 72-69 | Tuscaloosa, Ala. |
| Dec. 11, 1981 | L | 56-69 | Columbia, Mo. |
| Dec. 1, 1982 | L | 69-74 | Memphis, Tenn. |
| Jan. 11, 1984 | W | 88-67 | Tuscaloosa, Ala. |
| Dec. 29, 1999 | L | 57-77 | Memphis, Tenn. |
| Dec. 6, 2000 | W | 65-55 | Tuscaloosa, Ala. |
| March 15, 2001 | W | 77-67 | Tuscaloosa, Ala. |
| March 17, 2011 | W | 80-69 | Memphis, Tenn. |

MERCER 4-1

| | | | |
|----------------|---|--------|------------------|
| Jan. 21, 1993 | W | 91-69 | Macon, Ga. |
| Jan. 18, 1994 | W | 101-46 | Tuscaloosa, Ala. |
| Dec. 14, 2014 | L | 39-46 | Tuscaloosa, Ala. |
| March 16, 2017 | W | 81-57 | Tuscaloosa, Ala. |
| Nov. 17, 2019 | W | 111-56 | Tuscaloosa, Ala. |

MICHIGAN 2-0

| | | | |
|---------------|---|---------------------|------------------|
| Nov. 24, 2003 | W | 76-74 ^{OT} | Ann Arbor, Mich. |
| Nov. 19, 2004 | W | 81-79 | Tuscaloosa, Ala. |

MICHIGAN STATE 1-2

| | | | |
|----------------|---|-------|---------------------|
| Nov. 20, 1999 | L | 72-73 | East Lansing, Mich. |
| Dec. 10, 2000 | W | 54-53 | Tuscaloosa, Ala. |
| March 19, 2002 | L | 61-79 | East Lansing, Mich. |

MIDDLE TENNESSEE 8-2

| | | | |
|---------------|---|---------------------|---------------------|
| Dec. 3, 1977 | W | 75-69 | Murfreesboro, Tenn. |
| Dec. 4, 1978 | W | 90-84 | Tuscaloosa, Ala. |
| Feb. 8, 1988 | W | 97-58 | Tuscaloosa, Ala. |
| Dec. 7, 1991 | W | 101-69 | Murfreesboro, Tenn. |
| Dec. 19, 1994 | W | 99-70 | Tuscaloosa, Ala. |
| Dec. 17, 1995 | W | 68-53 | Murfreesboro, Tenn. |
| Jan. 8, 2004 | L | 61-65 ^{OT} | Murfreesboro, Tenn. |
| Nov. 22, 2004 | W | 80-66 | Tuscaloosa, Ala. |
| Dec. 14, 2008 | L | 67-77 | Murfreesboro, Tenn. |
| Nov. 27, 2015 | W | 64-46 | Reno, Nev. |

MIAMI (FLORIDA) 2-1

| | | | |
|---------------|---|--------|-------------------|
| Jan. 4, 1980 | W | 73-61 | Miami, Fla. |
| Dec. 29, 1996 | W | 75-43 | Miami, Fla. |
| Dec. 21, 2018 | L | 74-101 | Winter Park, Fla. |

OLE MISS 26-34

| | | | |
|---------------|---|-------|------------------|
| Jan. 10, 1977 | L | 70-73 | Tuscaloosa, Ala. |
| Feb. 7, 1977 | L | 55-76 | Oxford, Miss. |

| | | | |
|---------------|---|----------------------|--------------------|
| Dec. 5, 1977 | L | 70-87 | Tuscaloosa, Ala. |
| Feb. 15, 1978 | L | 46-53 | Oxford, Miss. |
| March 3, 1978 | L | 71-73 | Starkville, Miss. |
| Jan. 5, 1979 | L | 82-100 | Starkville, Miss. |
| Feb. 2, 1980 | L | 70-72 | Oxford, Miss. |
| Jan. 11, 1982 | W | 93-89 ^{2OT} | Tuscaloosa, Ala. |
| Feb. 6, 1982 | L | 53-65 | Oxford, Miss. |
| Jan. 24, 1983 | L | 68-76 | Tuscaloosa, Ala. |
| Feb. 21, 1983 | L | 58-85 | Oxford, Miss. |
| Jan. 23, 1984 | L | 52-60 | Oxford, Miss. |
| Feb. 20, 1984 | W | 80-65 | Tuscaloosa, Ala. |
| Jan. 12, 1985 | L | 60-76 | Tuscaloosa, Ala. |
| Jan. 26, 1985 | L | 46-66 | Oxford, Miss. |
| Jan. 29, 1986 | L | 69-76 | Oxford, Miss. |
| Jan. 17, 1987 | L | 70-74 | Tuscaloosa, Ala. |
| Feb. 24, 1988 | W | 87-86 | Oxford, Miss. |
| March 4, 1988 | L | 66-76 | Albany, Ga. |
| Jan. 7, 1989 | L | 58-73 | Tuscaloosa, Ala. |
| Jan. 6, 1990 | L | 41-67 | Oxford, Miss. |
| March 2, 1990 | L | 45-71 | Albany, Ga. |
| Feb. 6, 1991 | L | 68-72 | Tuscaloosa, Ala. |
| Feb. 15, 1992 | L | 59-62 | Oxford, Miss. |
| Feb. 13, 1993 | W | 93-74 | Tuscaloosa, Ala. |
| Feb. 26, 1994 | W | 76-64 | Oxford, Miss. |
| March 4, 1994 | W | 86-84 ^{OT} | Chattanooga, Tenn. |
| Feb. 27, 1995 | W | 84-78 | Tuscaloosa, Ala. |
| Jan. 7, 1996 | L | 55-65 | Oxford, Miss. |
| Jan. 5, 1997 | W | 88-60 | Tuscaloosa, Ala. |
| Jan. 14, 1998 | W | 82-62 | Oxford, Miss. |
| Jan. 14, 1999 | W | 78-51 | Tuscaloosa, Ala. |
| Jan. 20, 2000 | W | 69-67 | Oxford, Miss. |
| Jan. 30, 2000 | W | 69-67 | Tuscaloosa, Ala. |
| Jan. 18, 2001 | L | 57-65 | Tuscaloosa, Ala. |
| Jan. 28, 2001 | W | 67-64 | Oxford, Miss. |
| Feb. 17, 2002 | W | 86-69 | Tuscaloosa, Ala. |
| Jan. 26, 2003 | W | 81-70 | Oxford, Miss. |
| Jan. 15, 2004 | W | 67-62 | Tuscaloosa, Ala. |
| March 4, 2004 | L | 56-73 | Nashville, Tenn. |
| Feb. 13, 2005 | L | 54-68 | Oxford, Miss. |
| Feb. 9, 2006 | L | 67-77 | Tuscaloosa, Ala. |
| Feb. 11, 2007 | L | 43-84 | Oxford, Miss. |
| March 1, 2007 | L | 49-78 | Duluth, Ga. |
| Feb. 3, 2008 | L | 47-76 | Oxford, Miss. |
| Feb. 24, 2008 | L | 54-70 | Tuscaloosa, Ala. |
| Jan. 18, 2009 | L | 43-73 | Oxford, Miss. |
| Feb. 19, 2009 | W | 67-59 | Tuscaloosa, Ala. |
| Jan. 6, 2010 | L | 56-70 | Oxford, Miss. |
| Feb. 20, 2011 | W | 61-52 | Tuscaloosa, Ala. |
| Jan. 15, 2012 | L | 55-69 | Tuscaloosa, Ala. |
| Feb. 9, 2012 | W | 52-47 | Oxford, Miss. |
| Jan. 13, 2013 | W | 83-75 | Oxford, Miss. |
| Jan. 12, 2014 | W | 93-79 | Tuscaloosa, Ala. |
| Jan. 11, 2015 | L | 63-77 | Oxford, Miss. |
| Feb. 4, 2016 | W | 48-37 | Tuscaloosa, Ala. |
| Jan. 5, 2017 | W | 90-80 | Tuscaloosa, Ala. |
| Jan. 22, 2017 | W | 65-57 | Oxford, Miss. |
| Feb. 11, 2018 | W | 82-79 | Tuscaloosa, Ala. |
| Feb. 28, 2019 | W | 46-43 | Tuscaloosa, Ala. |
| Feb. 2, 2020 | W | 57-56 | Oxford, Miss. |

MISSISSIPPI COLLEGE 5-3

| | | | |
|---------------|---|--------|------------------|
| March 7, 1975 | L | 58-103 | Athens, Ga. |
| Jan. 28, 1977 | W | 82-79 | Tuscaloosa, Ala. |
| Feb. 4, 1977 | L | 90-97 | Clinton, Miss. |
| March 4, 1981 | L | 72-76 | Tuscaloosa, Ala. |
| Dec. 1, 1984 | W | 92-70 | Tuscaloosa, Ala. |
| Jan. 28, 1985 | W | 96-71 | Clinton, Miss. |

RECORDS & HISTORY

ALL-TIME SERIES RESULTS

| | | | |
|---------------|---|-------|------------------|
| Jan. 24, 1987 | W | 99-60 | Tuscaloosa, Ala. |
| March 2, 1987 | W | 83-60 | Clinton, Miss. |

MISSISSIPPI STATE 37-22

| | | | |
|---------------|---|----------------------|-------------------|
| Jan. 15, 1977 | L | 74-110 | Starkville, Miss. |
| Feb. 12, 1977 | W | 88-66 | Tuscaloosa, Ala. |
| Jan. 8, 1978 | W | 75-61 | Tuscaloosa, Ala. |
| Feb. 4, 1978 | W | 60-56 | Starkville, Miss. |
| Nov. 30, 1979 | L | 72-75 | Ruston, La. |
| Jan. 14, 1981 | L | 69-75 | Tuscaloosa, Ala. |
| Feb. 18, 1981 | W | 75-73 ^{20T} | Starkville, Miss. |
| Jan. 6, 1982 | W | 76-62 | Starkville, Miss. |
| Feb. 3, 1982 | W | 87-65 | Tuscaloosa, Ala. |
| Jan. 29, 1983 | W | 74-69 | Starkville, Miss. |
| Feb. 26, 1983 | W | 69-58 | Tuscaloosa, Ala. |
| Jan. 28, 1984 | W | 68-50 | Tuscaloosa, Ala. |
| Feb. 25, 1984 | W | 69-61 | Starkville, Miss. |
| Jan. 9, 1985 | W | 80-65 | Starkville, Miss. |
| Jan. 24, 1985 | W | 87-61 | Tuscaloosa, Ala. |
| Jan. 2, 1986 | W | 57-44 | Starkville, Miss. |
| Feb. 4, 1987 | W | 77-54 | Starkville, Miss. |
| March 4, 1987 | W | 88-76 | Albany, Ga. |
| Feb. 13, 1988 | W | 77-73 | Starkville, Miss. |
| Feb. 8, 1989 | W | 77-64 | Tuscaloosa, Ala. |
| March 3, 1989 | W | 59-55 | Albany, Ga. |
| Feb. 14, 1990 | W | 71-63 | Starkville, Miss. |
| Jan. 23, 1991 | W | 69-57 | Starkville, Miss. |
| Feb. 23, 1991 | W | 73-56 | Tuscaloosa, Ala. |
| Feb. 8, 1992 | W | 69-66 | Tuscaloosa, Ala. |
| Feb. 6, 1993 | W | 102-89 | Starkville, Miss. |
| Feb. 19, 1994 | W | 68-55 | Tuscaloosa, Ala. |
| Feb. 25, 1995 | W | 76-55 | Starkville, Miss. |
| Jan. 13, 1996 | W | 97-64 | Tuscaloosa, Ala. |
| Jan. 10, 1997 | W | 72-52 | Starkville, Miss. |
| Jan. 18, 1998 | W | 85-69 | Tuscaloosa, Ala. |
| Jan. 17, 1999 | W | 75-59 | Starkville, Miss. |
| Jan. 23, 2000 | L | 65-85 | Tuscaloosa, Ala. |
| Jan. 21, 2001 | W | 65-62 | Starkville, Miss. |
| Feb. 7, 2002 | W | 92-86 | Tuscaloosa, Ala. |
| Jan. 30, 2003 | L | 56-72 | Starkville, Miss. |
| Jan. 25, 2004 | L | 57-65 | Tuscaloosa, Ala. |
| Feb. 29, 2004 | L | 78-81 ^{OT} | Starkville, Miss. |
| Jan. 13, 2005 | L | 77-84 | Starkville, Miss. |
| Jan. 30, 2005 | W | 72-61 | Tuscaloosa, Ala. |
| Feb. 12, 2006 | W | 61-59 | Starkville, Miss. |
| Feb. 22, 2007 | L | 70-89 | Tuscaloosa, Ala. |
| Jan. 31, 2008 | L | 59-72 | Starkville, Miss. |
| March 1, 2009 | L | 49-67 | Tuscaloosa, Ala. |
| Feb. 4, 2010 | L | 44-77 | Starkville, Miss. |
| Feb. 25, 2010 | L | 47-71 | Tuscaloosa, Ala. |
| Feb. 3, 2011 | W | 66-61 | Starkville, Miss. |
| Feb. 24, 2011 | L | 55-68 | Tuscaloosa, Ala. |
| Jan. 12, 2012 | L | 61-66 | Tuscaloosa, Ala. |
| Feb. 21, 2013 | L | 51-75 | Starkville, Miss. |
| March 6, 2013 | W | 63-36 | Duluth, Ga. |
| Feb. 20, 2014 | W | 72-64 | Tuscaloosa, Ala. |
| Jan. 18, 2015 | L | 50-66 | Starkville, Miss. |
| Feb. 22, 2015 | L | 55-57 | Tuscaloosa, Ala. |
| Feb. 28, 2016 | L | 52-61 | Starkville, Miss. |
| Jan. 19, 2017 | L | 54-67 | Tuscaloosa, Ala. |
| Jan. 14, 2018 | L | 61-75 | Starkville, Miss. |
| Feb. 3, 2019 | L | 49-65 | Tuscaloosa, Ala. |
| Feb. 23, 2020 | W | 66-64 | Starkville, Miss. |

MISSISSIPPI UNIVERSITY FOR WOMEN 2-0

| | | | |
|---------------|---|-------|------------------|
| Feb. 14, 1980 | W | 76-71 | Tuscaloosa, Ala. |
| Feb. 3, 1981 | W | 75-62 | Columbus, Miss. |

MISSISSIPPI VALLEY STATE 5-0

| | | | |
|---------------|---|--------|------------------|
| Jan. 8, 1992 | W | 92-61 | Itta Bena, Miss. |
| Feb. 24, 1992 | W | 110-51 | Tuscaloosa, Ala. |
| Dec. 28, 2014 | W | 71-40 | Tuscaloosa, Ala. |
| Nov. 22, 2015 | W | 98-35 | Tuscaloosa, Ala. |
| Nov. 14, 2016 | W | 93-44 | Tuscaloosa, Ala. |

MISSOURI 5-7

| | | | |
|----------------|---|-------|------------------|
| Jan. 7, 1981 | L | 67-69 | Tuscaloosa, Ala. |
| March 13, 2002 | W | 68-67 | Columbia, Mo. |
| Nov. 24, 2006 | L | 70-78 | Moraga, Calif. |
| March 3, 2013 | L | 64-88 | Tuscaloosa, Ala. |
| Feb. 9, 2014 | W | 59-56 | Columbia, Mo. |
| Feb. 12, 2015 | W | 67-64 | Tuscaloosa, Ala. |
| Feb. 11, 2016 | L | 52-63 | Columbia, Mo. |
| Jan. 8, 2017 | W | 59-58 | Columbia, Mo. |
| Feb. 26, 2017 | L | 56-65 | Tuscaloosa, Ala. |
| Dec. 31, 2017 | L | 56-62 | Tuscaloosa, Ala. |
| March 3, 2019 | L | 47-82 | Columbia, Mo. |
| March 1, 2020 | W | 73-61 | Tuscaloosa, Ala. |

MISSOURI-KANSAS CITY 1-0

| | | | |
|---------------|---|-------|----------------|
| Dec. 20, 1999 | W | 84-69 | Moraga, Calif. |
|---------------|---|-------|----------------|

MISSOURI STATE 2-0

| | | | |
|---------------|---|-------|------------------|
| Dec. 30, 1985 | W | 86-53 | Tuscaloosa, Ala. |
| Dec. 19, 2017 | W | 65-61 | Tuscaloosa, Ala. |

MONTEVALLO 5-0

| | | | |
|---------------|---|--------|------------------|
| Jan. 8, 1975 | W | 64-51 | Montevallo, Ala. |
| Jan. 13, 1976 | W | 65-46 | Montevallo, Ala. |
| Feb. 9, 1976 | W | 106-64 | Tuscaloosa, Ala. |
| Dec. 11, 1977 | W | 77-31 | Montevallo, Ala. |
| Dec. 19, 1987 | W | 86-62 | Tuscaloosa, Ala. |

MORGAN STATE 1-0

| | | | |
|--------------|---|-------|--------------|
| Dec. 8, 1990 | W | 77-42 | Radford, Va. |
|--------------|---|-------|--------------|

MOUNT ST. MARY'S 1-0

| | | | |
|----------------|---|-------|------------------|
| March 16, 1995 | W | 82-55 | Tuscaloosa, Ala. |
|----------------|---|-------|------------------|

MURRAY STATE 1-0

| | | | |
|---------------|---|-------|------------------|
| Dec. 20, 2017 | W | 68-47 | Tuscaloosa, Ala. |
|---------------|---|-------|------------------|

NEBRASKA 1-2

| | | | |
|---------------|---|-------|------------------|
| Nov. 16, 1997 | L | 66-74 | Lincoln, Neb. |
| Nov. 11, 2013 | L | 48-62 | Lincoln, Neb. |
| Dec. 7, 2014 | W | 53-51 | Tuscaloosa, Ala. |

NEVADA 2-0

| | | | |
|---------------|---|-------|----------------------|
| Jan. 3, 1987 | W | 67-66 | Reno, Nev. |
| Nov. 26, 2005 | W | 76-46 | St. Thomas, U.S.V.I. |

NEW MEXICO STATE 1-1

| | | | |
|---------------|---|--------|------------------|
| Dec. 31, 1987 | L | 81-102 | Las Cruces, N.M. |
| Nov. 27, 1998 | W | 77-31 | Chicago, Ill. |

NEW ORLEANS 3-1

| | | | |
|---------------|---|-------|------------------|
| Jan. 15, 1990 | W | 67-57 | Tuscaloosa, Ala. |
| Dec. 17, 1990 | L | 55-67 | New Orleans, La. |
| Dec. 21, 2014 | W | 87-58 | Tuscaloosa, Ala. |
| Nov. 11, 2016 | W | 78-57 | Tuscaloosa, Ala. |

NICHOLLS STATE 1-0

| | | | |
|---------------|---|-------|------------------|
| Nov. 12, 2011 | W | 72-51 | Tuscaloosa, Ala. |
|---------------|---|-------|------------------|

NORTH ALABAMA 5-0

| | | | |
|---------------|---|-------|------------------|
| Feb. 3, 1975 | W | 80-52 | Florence, Ala. |
| Feb. 21, 1975 | W | 52-51 | Auburn, Ala. |
| Jan. 30, 1976 | W | 72-43 | Tuscaloosa, Ala. |
| Jan. 10, 1986 | W | 85-54 | Florence, Ala. |
| Dec. 15, 1988 | W | 98-59 | Tuscaloosa, Ala. |

NORTH CAROLINA 4-6

| | | | |
|----------------|---|---------------------|--------------------|
| Jan. 21, 1978 | W | 77-72 | Lexington, Ky. |
| Jan. 3, 1983 | L | 66-77 | Tuscaloosa, Ala. |
| Dec. 3, 1983 | W | 81-69 | Chapel Hill, N.C. |
| Dec. 10, 1988 | L | 71-75 | Huntington, W.Va. |
| March 21, 1993 | L | 73-74 ^{OT} | Chapel Hill, N.C. |
| Dec. 30, 1993 | L | 83-89 | Orlando, Fla. |
| Dec. 20, 1996 | W | 88-74 | Myrtle Beach, S.C. |
| Dec. 20, 1998 | L | 75-90 | Myrtle Beach, S.C. |
| March 14, 1999 | L | 56-70 | Chapel Hill, N.C. |
| Dec. 15, 2019 | W | 83-77 | Tuscaloosa, Ala. |

NC STATE 3-3

| | | | |
|----------------|---|-------|-----------------------|
| Dec. 4, 1983 | W | 80-72 | Chapel Hill, N.C. |
| March 17, 1996 | W | 88-68 | Tuscaloosa, Ala. |
| Nov. 30, 1996 | L | 81-91 | San Juan, Puerto Rico |
| Nov. 17, 2010 | W | 95-84 | Tuscaloosa, Ala. |
| Dec. 11, 2011 | L | 57-79 | Raleigh, N.C. |
| Nov. 23, 2017 | L | 49-68 | Fort Lauderdale, Fla. |

NORTH DAKOTA STATE 1-1

| | | | |
|---------------|---|-------|------------------|
| Dec. 20, 2005 | L | 56-68 | Fargo, N.D. |
| Dec. 30, 2006 | W | 78-53 | Tuscaloosa, Ala. |

NORTH FLORIDA 1-0

| | | | |
|---------------|---|-------|------------------|
| Dec. 14, 2015 | W | 69-47 | Tuscaloosa, Ala. |
|---------------|---|-------|------------------|

NORTH GEORGIA 0-1

| | | | |
|--------------|---|-------|------------|
| Feb. 7, 1975 | L | 57-70 | Troy, Ala. |
|--------------|---|-------|------------|

NORTH TEXAS 1-1

| | | | |
|---------------|---|----------------------|------------------|
| Dec. 7, 2011 | L | 63-69 | Denton, Texas |
| Nov. 19, 2012 | W | 88-83 ^{30T} | Tuscaloosa, Ala. |

NORTHERN IOWA 2-0

| | | | |
|---------------|---|-------|-----------------|
| Nov. 29, 2008 | W | 76-56 | Reno, Nev. |
| Nov. 29, 2019 | W | 87-77 | Las Vegas, Nev. |

NORTHWESTERN 1-1

| | | | |
|----------------|---|-------|----------------|
| Dec. 7, 1985 | L | 58-66 | Evanston, Ill. |
| March 20, 2011 | W | 72-70 | Evanston, Ill. |

NORTHWESTERN STATE 8-0

| | | | |
|---------------|---|-------|-------------------|
| Dec. 10, 1982 | W | 74-67 | Ruston, La. |
| Jan. 2, 1987 | W | 94-92 | Reno, Nev. |
| Jan. 16, 1996 | W | 74-69 | Natchitoches, La. |
| Jan. 20, 1998 | W | 74-68 | Natchitoches, La. |
| Nov. 13, 1998 | W | 93-65 | Tuscaloosa, Ala. |
| Dec. 6, 2009 | W | 61-56 | Tuscaloosa, Ala. |
| Nov. 18, 2011 | W | 78-52 | Tuscaloosa, Ala. |
| Dec. 16, 2018 | W | 87-73 | Tuscaloosa, Ala. |

NOTRE DAME 3-1

| | | | |
|----------------|---|--------|------------------|
| Jan. 16, 1983 | W | 71-56 | Notre Dame, Ind. |
| Feb. 13, 1985 | W | 67-62 | Tuscaloosa, Ala. |
| Dec. 3, 1994 | W | 105-87 | Irvine, Calif. |
| March 22, 1997 | L | 71-87 | Columbia, S.C. |

OKLAHOMA 1-0

| | | | |
|---------------|---|-------|-----------------|
| Dec. 28, 1995 | W | 71-62 | Nassau, Bahamas |
|---------------|---|-------|-----------------|

ALL-TIME SERIES RESULTS

OKLAHOMA STATE 0-1

Dec. 21, 2000 L 54-58^{OT} Nassau, Bahamas

OLD DOMINION 1-1

Dec. 5, 1998 W 79-68 Richmond, Va.
Nov. 24, 2011 L 76-77 St. Thomas, U.S.V.I.

ORAL ROBERTS 4-0

Feb. 20, 1992 W 100-75 Tuscaloosa, Ala.
Feb. 25, 1993 W 122-52 Tuscaloosa, Ala.
Jan. 2, 1997 W 70-65 Tuscaloosa, Ala.
Jan. 17, 1997 W 101-67 Tulsa, Okla.

OREGON 1-1

Nov. 29, 1979 L 73-94 Ruston, La.
Dec. 17, 1984 W 86-56 Portland, Ore.

OREGON STATE 1-1

Dec. 18, 1984 L 57-59 Portland, Ore.
March 13, 1994 W 96-86 Tuscaloosa, Ala.

PENN STATE 2-1

March 26, 1994 W 96-82 Austin, Texas
Dec. 19, 1996 W 68-47 Myrtle Beach, S.C.
Dec. 6, 1998 L 73-77 Richmond, Va.

PENSACOLA JUNIOR COLLEGE 1-0

Feb. 7, 1975 W 57-48 Troy, Ala.

PEPPERDINE 0-1

Nov. 24, 2001 L 79-81 Malibu, Calif.

PORTLAND 1-0

Dec. 16, 1984 W 90-72 Portland, Ore.

PRESBYTERIAN 2-0

Dec. 21, 2009 W 71-38 Tuscaloosa, Ala.
Dec. 19, 2011 W 65-47 Tuscaloosa, Ala.

PROVIDENCE 2-1

Dec. 2, 2001 L 75-78 Providence, R.I.
Dec. 3, 2002 W 72-56 Tuscaloosa, Ala.
Nov. 27, 2010 W 82-80^{3OT} Freeport, Bahamas

PUERTO RICO-MAYAGUEZ 1-0

Nov. 29, 1996 W 88-32 Mayaguez, Puerto Rico

QUEENS COLLEGE 1-0

Dec. 29, 1983 W 113-47 Flushing, N.Y.

QUINNIPIAC 0-1

Nov. 30, 2014 L 66-73 Uncasville, Conn.

RADFORD 1-0

Dec. 20, 2019 W 85-51 Tuscaloosa, Ala.

RICHMOND 1-0

Dec. 3, 1995 W 85-57 Richmond, Va.

ST. FRANCIS 1-0

March 4, 1997 W 94-50 Miami, Fla.

ST. JOHN'S 1-2

Dec. 28, 1983 L 73-75 Flushing, N.Y.
Dec. 30, 1988 L 54-65 Jamaica, N.Y.
Nov. 19, 1999 W 77-50 East Lansing, Mich.

ST. JOSEPH'S 3-1

Dec. 5, 1987 W 80-69 Charlottesville, Va.
Dec. 30, 1992 W 71-64 Philadelphia, Pa.
March 16, 1997 W 61-52 Tuscaloosa, Ala.
Dec. 29, 1997 L 69-74^{OT} Philadelphia, Pa.

ST. MARY'S 3-1

Nov. 23, 1983 W 85-47 Moraga, Calif.
Dec. 21, 1999 W 61-59 Moraga, Calif.
Dec. 9, 2007 W 66-56 Tuscaloosa, Ala.
Nov. 29, 2013 L 76-86 Moraga, Calif.

ST. PETER'S 3-0

Dec. 30, 1998 W 65-56 Jersey City, N.J.
Dec. 31, 2000 W 86-77^{OT} Jersey City, N.J.
Dec. 30, 2002 W 62-57 Jersey City, N.J.

SAM HOUSTON STATE 1-0

Dec. 7, 2008 W 90-50 Tuscaloosa, Ala.

SAMFORD 7-2

Dec. 2, 1997 W 104-43 Tuscaloosa, Ala.
Nov. 19, 1998 W 96-52 Birmingham, Ala.
Nov. 23, 1999 W 88-51 Tuscaloosa, Ala.
Nov. 17, 2000 W 53-46 Birmingham, Ala.
Nov. 16, 2001 W 96-44 Tuscaloosa, Ala.
Nov. 22, 2002 W 68-46 Birmingham, Ala.
Nov. 10, 2006 W 62-53 Tuscaloosa, Ala.
Nov. 13, 2007 L 46-48 Birmingham, Ala.
Nov. 18, 2008 L 55-61 Tuscaloosa, Ala.

SAN DIEGO STATE 0-1

Dec. 28, 1994 L 76-79 Jamaica, N.Y.

SAN FRANCISCO 1-0

Nov. 24, 1990 W 76-61 Las Vegas, Nev.

SANTA CLARA 2-0

Dec. 29, 2003 W 77-65 Santa Clara, Calif.
Nov. 21, 2005 W 77-71 Tuscaloosa, Ala.

SAVANNAH STATE 2-0

March 10, 1977 W 65-64 Cleveland, Miss.
Dec. 2, 2006 W 102-48 Tuscaloosa, Ala.

SETON HALL 1-0

Nov. 25, 2011 W 62-56^{OT} St. Thomas, U.S.V.I.

SOUTH ALABAMA 22-5

Jan. 20, 1975 W 70-40 Mobile, Ala.
Feb. 11, 1975 W 79-58 Tuscaloosa, Ala.
Feb. 14, 1977 W 77-44 Tuscaloosa, Ala.
Feb. 21, 1977 W 90-58 Tuscaloosa, Ala.
Jan. 16, 1978 W 76-50 Mobile, Ala.
Feb. 6, 1978 W 91-50 Tuscaloosa, Ala.
Feb. 24, 1978 W 96-61 Jacksonville, Ala.
Nov. 20, 1978 W 66-46 Mobile, Ala.
Jan. 25, 1979 W 97-78 Tuscaloosa, Ala.
Jan. 28, 1980 L 56-72 Mobile, Ala.
Feb. 22, 1980 L 54-64 Cleveland, Miss.
Jan. 24, 1981 W 78-68 Tuscaloosa, Ala.
Feb. 27, 1981 W 69-56 Troy, Ala.
Dec. 7, 1981 W 79-48 Tuscaloosa, Ala.
Jan. 15, 1982 W 70-56 Mobile, Ala.
Jan. 12, 1983 W 81-56 Tuscaloosa, Ala.
Feb. 3, 1983 W 80-63 Mobile, Ala.
Jan. 18, 1993 W 94-65 Mobile, Ala.
Jan. 26, 1994 W 92-54 Tuscaloosa, Ala.

Dec. 1, 1998 W 96-55 Mobile, Ala.
Nov. 30, 1999 W 82-54 Tuscaloosa, Ala.
Nov. 28, 2000 W 53-46 Mobile, Ala.
Dec. 9, 2001 W 63-61 Tuscaloosa, Ala.
Dec. 18, 2002 L 57-79 Mobile, Ala.
Dec. 30, 2005 L 48-56 Mobile, Ala.
Dec. 5, 2018 L 67-72 Tuscaloosa, Ala.
Nov. 21, 2019 W 74-62 Mobile, Ala.

SOUTH CAROLINA 15-26

Feb. 10, 1979 L 62-80 Columbia, S.C.
Jan. 30, 1980 L 49-58 Tuscaloosa, Ala.
Jan. 20, 1982 W 59-55 Tuscaloosa, Ala.
March 16, 1988 L 63-77 Columbia, S.C.
Jan. 11, 1992 W 80-74 Columbia, S.C.
Jan. 9, 1993 W 87-67 Tuscaloosa, Ala.
Jan. 22, 1994 W 94-77 Columbia, S.C.
Jan. 22, 1995 W 85-62 Tuscaloosa, Ala.
Feb. 22, 1996 W 75-68^{OT} Columbia, S.C.
Feb. 9, 1997 W 87-38 Tuscaloosa, Ala.
Jan. 4, 1998 W 64-54 Columbia, S.C.
Feb. 27, 1998 W 92-72 Columbus, Ga.
Feb. 7, 1999 W 87-73 Tuscaloosa, Ala.
Feb. 25, 1999 W 82-71 Chattanooga, Tenn.
Feb. 17, 2000 W 69-67 Columbia, S.C.
Jan. 14, 2001 L 67-82 Tuscaloosa, Ala.
Feb. 14, 2002 L 54-69 Columbia, S.C.
Feb. 9, 2003 L 34-48 Tuscaloosa, Ala.
Jan. 11, 2004 W 74-71 Tuscaloosa, Ala.
Feb. 12, 2004 L 51-77 Columbia, S.C.
Jan. 20, 2005 W 75-62 Tuscaloosa, Ala.
Feb. 20, 2005 L 57-66 Columbia, S.C.
Jan. 22, 2006 L 47-68 Tuscaloosa, Ala.
Jan. 14, 2007 L 35-95 Columbia, S.C.
Jan. 10, 2008 W 65-54 Tuscaloosa, Ala.
Feb. 15, 2009 L 57-68 Columbia, S.C.
Jan. 10, 2010 L 68-80 Tuscaloosa, Ala.
Jan. 23, 2011 L 48-59 Columbia, S.C.
Jan. 1, 2012 L 42-68 Columbia, S.C.
Feb. 19, 2012 L 55-69 Tuscaloosa, Ala.
March 1, 2012 L 38-57 Nashville, Tenn.
Feb. 7, 2013 L 53-65 Tuscaloosa, Ala.
March 7, 2013 L 35-77 Duluth, Ga.
Jan. 19, 2014 L 51-77 Columbia, S.C.
Jan. 8, 2015 L 59-102 Tuscaloosa, Ala.
Jan. 29, 2015 L 54-85 Columbia, S.C.
Feb. 22, 2016 L 66-46 Tuscaloosa, Ala.
Jan. 1, 2017 L 45-93 Columbia, S.C.
Feb. 8, 2018 L 66-79 Tuscaloosa, Ala.
Jan. 6, 2019 L 59-62 Columbia, S.C.
Jan. 5, 2020 L 78-93 Tuscaloosa, Ala.

SOUTH DAKOTA STATE 0-3

Jan. 5, 2005 L 83-86 Tuscaloosa, Ala.
Dec. 18, 2005 L 69-78 Brookings, S.D.
Dec. 28, 2006 L 54-65 Tuscaloosa, Ala.

SOUTHEASTERN LOUISIANA 10-2

Jan. 4, 1981 L 65-66 Hammond, La.
Jan. 2, 1990 L 61-62 Hammond, La.
Feb. 26, 1991 W 77-57 Tuscaloosa, Ala.
Dec. 10, 2005 W 59-54 Tuscaloosa, Ala.
Nov. 19, 2006 W 60-57 Tuscaloosa, Ala.
Jan. 5, 2008 W 61-51 Tuscaloosa, Ala.
Jan. 3, 2009 W 59-48 Hammond, La.
Nov. 24, 2010 W 68-55 Tuscaloosa, Ala.
Dec. 2, 2011 W 69-56 Tuscaloosa, Ala.

RECORDS & HISTORY

ALL-TIME SERIES RESULTS

| | | | |
|---------------|---|-------|------------------|
| Nov. 25, 2012 | W | 97-62 | Tuscaloosa, Ala. |
| Nov. 7, 2018 | W | 88-40 | Tuscaloosa, Ala. |
| Dec. 29, 2019 | W | 87-50 | Tuscaloosa, Ala. |

SOUTHERN 4-0

| | | | |
|----------------|---|-------|------------------|
| Jan. 5, 1985 | W | 85-60 | Tuscaloosa, Ala. |
| Dec. 1, 1989 | W | 91-40 | Houston, Texas |
| Dec. 29, 2005 | W | 66-51 | Mobile, Ala. |
| March 14, 2018 | W | 69-56 | Tuscaloosa, Ala. |

SOUTHERN CALIFORNIA 0-1

| | | | |
|---------------|---|-------|-----------------|
| Nov. 30, 2019 | L | 57-60 | Las Vegas, Nev. |
|---------------|---|-------|-----------------|

SMU 3-0

| | | | |
|---------------|---|---------------------|------------------|
| Dec. 21, 2001 | W | 85-69 | Cancun, Mexico |
| Dec. 17, 2017 | W | 59-44 | Tuscaloosa, Ala. |
| Nov. 15, 2018 | W | 62-61 ^{OT} | Dallas, Texas |

SOUTHERN MISS 3-3

| | | | |
|---------------|---|-------|--------------------|
| Dec. 6, 1980 | L | 73-75 | Hattiesburg, Miss. |
| Feb. 11, 1982 | L | 60-71 | Tuscaloosa, Ala. |
| Dec. 20, 1987 | W | 88-76 | Tuscaloosa, Ala. |
| Dec. 3, 1988 | L | 79-84 | Hattiesburg, Miss. |
| Dec. 30, 2009 | W | 87-61 | Tuscaloosa, Ala. |
| Dec. 28, 2010 | W | 88-78 | Hattiesburg, Miss. |

STANFORD 0-2

| | | | |
|----------------|---|---------------------|-------------------|
| March 23, 1996 | L | 76-78 ^{OT} | Seattle, Wash. |
| Nov. 17, 1997 | L | 65-74 | Palo Alto, Calif. |

STEPHEN F. AUSTIN 4-1

| | | | |
|---------------|---|-------|--------------------|
| Feb. 8, 1985 | W | 78-57 | Nacogdoches, Texas |
| Jan. 4, 1986 | W | 88-36 | Tuscaloosa, Ala. |
| Dec. 6, 1986 | W | 75-68 | Nacogdoches, Texas |
| Dec. 17, 1997 | L | 87-89 | Las Cruces, N.M. |
| Nov. 30, 2002 | W | 69-56 | San Antonio, Texas |

STETSON 1-0

| | | | |
|---------------|---|-------|------------------|
| Nov. 27, 2018 | W | 59-47 | Tuscaloosa, Ala. |
|---------------|---|-------|------------------|

STILLMAN 2-0

| | | | |
|---------------|---|-------|------------------|
| Dec. 3, 1975 | W | 61-30 | Tuscaloosa, Ala. |
| Jan. 12, 1976 | W | 80-55 | Tuscaloosa, Ala. |

TALLADEGA 4-6

| | | | |
|---------------|---|--------|--------------------|
| Jan. 14, 1975 | L | 66-90 | Tuscaloosa, Ala. |
| Jan. 28, 1975 | L | 51-80 | Talladega, Ala. |
| Jan. 24, 1976 | L | 55-107 | Talladega, Ala. |
| Feb. 7, 1976 | L | 76-86 | Tuscaloosa, Ala. |
| March 1, 1976 | L | 77-105 | Troy, Ala. |
| Jan. 29, 1977 | W | 97-76 | Tuscaloosa, Ala. |
| Feb. 18, 1977 | L | 69-72 | Talladega, Ala. |
| Jan. 14, 1978 | W | 75-55 | Tuscaloosa, Ala. |
| Feb. 18, 1978 | W | 57-48 | Talladega, Ala. |
| Feb. 25, 1978 | W | 81-61 | Jacksonville, Ala. |

TEMPLE 1-0

| | | | |
|---------------|---|-------|----------------|
| Nov. 23, 2014 | W | 58-51 | Lawrence, Kan. |
|---------------|---|-------|----------------|

TENNESSEE 7-50

| | | | |
|---------------|---|-------|------------------|
| Jan. 22, 1977 | L | 57-83 | Knoxville, Tenn. |
| Feb. 11, 1978 | L | 53-72 | Tuscaloosa, Ala. |
| Jan. 17, 1979 | L | 52-85 | Knoxville, Tenn. |
| Jan. 10, 1980 | L | 68-88 | Tuscaloosa, Ala. |
| Nov. 28, 1980 | L | 62-74 | Orlando, Fla. |
| Jan. 30, 1981 | W | 77-71 | Baton Rouge, La. |
| Feb. 8, 1981 | L | 54-68 | Knoxville, Tenn. |

| | | | |
|----------------|---|-------|------------------|
| March 4, 1983 | L | 73-91 | Knoxville, Tenn. |
| March 3, 1984 | W | 85-66 | Athens, Ga. |
| March 23, 1984 | L | 58-65 | Knoxville, Tenn. |

| | | | |
|---------------|---|--------|-------------------------|
| Jan. 18, 1986 | L | 71-89 | Knoxville, Tenn. |
| Feb. 26, 1987 | L | 77-108 | Tuscaloosa, Ala. |
| Jan. 23, 1988 | L | 70-97 | Knoxville, Tenn. |
| Feb. 26, 1989 | L | 65-81 | Tuscaloosa, Ala. |
| March 4, 1989 | L | 61-89 | Albany, Ga. |
| Feb. 24, 1990 | L | 65-80 | Knoxville, Tenn. |
| Jan. 9, 1991 | L | 61-86 | Tuscaloosa, Ala. |
| Jan. 26, 1992 | L | 72-82 | Knoxville, Tenn. |
| Jan. 23, 1993 | L | 74-86 | Tuscaloosa, Ala. |
| Feb. 5, 1994 | L | 69-85 | Knoxville, Tenn. |
| March 6, 1994 | L | 56-72 | Chattanooga, Tenn. |
| Feb. 7, 1995 | L | 44-95 | Tuscaloosa, Ala. |
| March 5, 1995 | L | 70-84 | Chattanooga, Tenn. |
| Jan. 28, 1996 | L | 69-81 | Knoxville, Tenn. |
| March 4, 1996 | L | 60-64 | Chattanooga, Tenn. |
| Jan. 26, 1997 | L | 60-63 | Tuscaloosa, Ala. |
| Feb. 1, 1998 | L | 68-73 | Knoxville, Tenn. |
| March 1, 1998 | L | 63-67 | Columbus, Ga. |
| Jan. 31, 1999 | L | 73-85 | Tuscaloosa, Ala. |
| Feb. 27, 1999 | L | 69-80 | Chattanooga, Tenn. |
| Feb. 6, 2000 | L | 47-65 | Knoxville, Tenn. |
| Feb. 4, 2001 | L | 75-97 | Tuscaloosa, Ala. |
| March 2, 2001 | L | 52-82 | Memphis, Tenn. |
| Jan. 20, 2002 | L | 57-82 | Knoxville, Tenn. |
| Jan. 16, 2003 | L | 45-88 | Tuscaloosa, Ala. |
| Jan. 18, 2004 | L | 51-72 | Knoxville, Tenn. |
| Feb. 27, 2005 | L | 81-94 | Tuscaloosa, Ala. |
| Jan. 29, 2006 | L | 54-89 | Knoxville, Tenn. |
| Feb. 19, 2006 | L | 65-82 | Tuscaloosa, Ala. |
| Jan. 3, 2007 | L | 36-72 | Knoxville, Tenn. |
| Jan. 28, 2007 | L | 51-80 | Tuscaloosa, Ala. |
| Feb. 21, 2008 | L | 58-85 | Tuscaloosa, Ala. |
| Feb. 12, 2009 | L | 61-80 | Knoxville, Tenn. |
| March 5, 2009 | L | 49-68 | North Little Rock, Ark. |
| Feb. 18, 2010 | L | 67-74 | Tuscaloosa, Ala. |
| Jan. 6, 2011 | L | 45-110 | Knoxville, Tenn. |
| Jan. 26, 2012 | L | 56-86 | Tuscaloosa, Ala. |
| Jan. 20, 2013 | L | 69-96 | Knoxville, Tenn. |
| Feb. 2, 2014 | L | 54-64 | Tuscaloosa, Ala. |
| Feb. 19, 2015 | L | 56-77 | Knoxville, Tenn. |
| Jan. 31, 2016 | L | 42-70 | Knoxville, Tenn. |
| Feb. 28, 2016 | W | 54-46 | Tuscaloosa, Ala. |
| Feb. 16, 2017 | W | 65-57 | Tuscaloosa, Ala. |
| March 2, 2017 | W | 72-64 | Greenville, S.C. |
| Feb. 15, 2018 | W | 72-63 | Knoxville, Tenn. |
| Jan. 17, 2019 | W | 86-65 | Tuscaloosa, Ala. |
| Jan. 20, 2020 | L | 63-65 | Knoxville, Tenn. |

TENNESSEE STATE 7-0

| | | | |
|---------------|---|--------|------------------|
| Nov. 19, 1984 | W | 91-46 | Tuscaloosa, Ala. |
| Nov. 22, 1985 | W | 89-81 | Nashville, Tenn. |
| Jan. 9, 1987 | W | 84-28 | Tuscaloosa, Ala. |
| Nov. 27, 1987 | W | 103-56 | Nashville, Tenn. |
| Nov. 29, 1988 | W | 107-43 | Tuscaloosa, Ala. |
| March 4, 1995 | W | 94-60 | Tuscaloosa, Ala. |
| Nov. 12, 2010 | W | 82-55 | Tuscaloosa, Ala. |

TENNESSEE TECH 5-3

| | | | |
|----------------|---|--------|-------------------|
| Dec. 17, 1988 | L | 57-66 | Tuscaloosa, Ala. |
| Feb. 5, 1990 | L | 63-74 | Cookeville, Tenn. |
| March 18, 1992 | W | 100-87 | Tuscaloosa, Ala. |
| Dec. 15, 2003 | W | 83-61 | Tuscaloosa, Ala. |
| Dec. 11, 2004 | W | 62-59 | Cookeville, Tenn. |
| Nov. 17, 2006 | W | 71-56 | Tuscaloosa, Ala. |

| | | | |
|---------------|---|-------|-----------------------|
| Nov. 30, 2007 | L | 47-53 | Cookeville, Tenn. |
| Nov. 13, 2009 | W | 73-68 | Corpus Christi, Texas |

TEXAS 0-2

| | | | |
|---------------|---|-------|-----------------|
| Nov. 26, 1983 | L | 56-82 | Austin, Texas |
| Dec. 7, 1984 | L | 53-85 | Las Vegas, Nev. |

TEXAS A&M 1-9

| | | | |
|---------------|---|-------|------------------------|
| Jan. 3, 2013 | L | 52-91 | College Station, Texas |
| Jan. 5, 2014 | L | 58-73 | College Station, Texas |
| Feb. 16, 2014 | L | 46-71 | Tuscaloosa, Ala. |
| Feb. 16, 2015 | L | 49-70 | College Station, Texas |
| Jan. 28, 2016 | L | 56-59 | Tuscaloosa, Ala. |
| Feb. 9, 2017 | L | 48-69 | College Station, Texas |
| Jan. 18, 2018 | L | 54-73 | Tuscaloosa, Ala. |
| Jan. 13, 2019 | L | 43-70 | College Station, Texas |
| Jan. 23, 2020 | L | 74-79 | Tuscaloosa, Ala. |
| Feb. 27, 2020 | W | 76-63 | College Station, Texas |

TEXAS A&M-CORPUS CHRISTI 0-1

| | | | |
|---------------|---|---------------------|-----------------------|
| Nov. 14, 2010 | L | 90-96 ^{OT} | Corpus Christi, Texas |
|---------------|---|---------------------|-----------------------|

TEXAS-ARLINGTON 1-0

| | | | |
|---------------|---|-------|------------------|
| Dec. 10, 1994 | W | 99-62 | Arlington, Texas |
|---------------|---|-------|------------------|

TCU 2-0

| | | | |
|---------------|---|-------|-------------------|
| Dec. 29, 1998 | W | 92-71 | Jersey City, N.J. |
| Dec. 1, 2017 | L | 67-88 | Fort Worth, Texas |

TEXAS PAN-AMERICAN 1-0

| | | | |
|---------------|---|-------|---------------|
| Nov. 26, 1988 | W | 88-29 | Norman, Okla. |
|---------------|---|-------|---------------|

TEXAS-SAN ANTONIO 3-0

| | | | |
|---------------|---|-------|--------------------|
| Dec. 5, 1986 | W | 77-72 | Nacogdoches, Texas |
| Nov. 29, 2002 | W | 61-55 | San Antonio, Texas |
| Dec. 5, 2003 | W | 76-63 | Tuscaloosa, Ala. |

TEXAS TECH 1-2

| | | | |
|----------------|---|----------------------|------------------|
| Dec. 9, 1986 | L | 89-94 ^{2OT} | Tuscaloosa, Ala. |
| Jan. 2, 1988 | L | 64-74 | Lubbock, Texas |
| March 25, 1994 | W | 73-68 | Austin, Texas |

TOLEDO 0-1

| | | | |
|----------------|---|-------|--------------|
| March 22, 2011 | L | 59-74 | Toledo, Ohio |
|----------------|---|-------|--------------|

TROY 17-3

| | | | |
|---------------|---|---------|------------------|
| Dec. 7, 1974 | W | 79-64 | Athens, Ala. |
| Jan. 17, 1975 | L | 71-74 | Troy, Ala. |
| Feb. 8, 1975 | L | 81-82 | Troy, Ala. |
| Feb. 17, 1975 | W | 74-61 | Tuscaloosa, Ala. |
| Jan. 7, 1978 | W | 73-47 | Troy, Ala. |
| Jan. 10, 1979 | L | 65-80 | Tuscaloosa, Ala. |
| Nov. 27, 1979 | W | 90-72 | Tuscaloosa, Ala. |
| Feb. 10, 1981 | W | 81-69 | Troy, Ala. |
| Nov. 18, 1982 | W | 81-60 | Tuscaloosa, Ala. |
| Jan. 26, 1983 | W | 78-57 | Troy, Ala. |
| Nov. 28, 1983 | W | 68-47 | Tuscaloosa, Ala. |
| Nov. 17, 1984 | W | 78-55 | Tuscaloosa, Ala. |
| Jan. 30, 1985 | W | 76-68 | Troy, Ala. |
| Dec. 14, 1985 | W | 70-47 | Troy, Ala. |
| Dec. 13, 1986 | W | 85-64 | Troy, Ala. |
| Jan. 12, 1994 | W | 119-43 | Troy, Ala. |
| Feb. 28, 1994 | W | 101-66 | Tuscaloosa, Ala. |
| Nov. 20, 2001 | W | 101-58 | Tuscaloosa, Ala. |
| Dec. 15, 2012 | W | 80-71 | Troy, Ala. |
| Dec. 20, 2013 | W | 113-105 | Tuscaloosa, Ala. |

ALL-TIME SERIES RESULTS

TULANE 10-4

| | | | |
|----------------|---|-------|------------------|
| Dec. 10, 1982 | W | 66-58 | Ruston, La. |
| Jan. 4, 1989 | W | 80-64 | Tuscaloosa, Ala. |
| Jan. 22, 1989 | W | 69-67 | New Orleans, La. |
| Jan. 3, 1990 | W | 71-63 | New Orleans, La. |
| Nov. 22, 1991 | W | 81-58 | New Orleans, La. |
| Jan. 26, 1993 | W | 90-74 | Tuscaloosa, Ala. |
| Dec. 2, 1999 | L | 69-81 | New Orleans, La. |
| Nov. 22, 2000 | W | 64-63 | Tuscaloosa, Ala. |
| Dec. 9, 2006 | L | 68-83 | New Orleans, La. |
| Nov. 10, 2007 | L | 56-64 | Tuscaloosa, Ala. |
| March 16, 2016 | L | 52-53 | New Orleans, La. |
| March 23, 2017 | W | 72-64 | Tuscaloosa, Ala. |
| Dec. 8, 2018 | W | 69-58 | Tuscaloosa, Ala. |
| Nov. 24, 2019 | W | 66-56 | New Orleans, La. |

TULSA 0-1

| | | | |
|--------------|---|-------|--------------|
| Dec. 1, 2018 | L | 73-80 | Tempe, Ariz. |
|--------------|---|-------|--------------|

TUSKEGEE 3-2

| | | | |
|---------------|---|--------|------------------|
| Feb. 1, 1975 | W | 62-58 | Tuscaloosa, Ala. |
| Jan. 17, 1976 | W | 101-40 | Tuscaloosa, Ala. |
| Nov. 14, 1977 | L | 80-83 | Tuskegee, Ala. |
| Nov. 29, 1978 | L | 72-76 | Tuscaloosa, Ala. |
| Nov. 30, 1990 | W | 106-41 | Birmingham, Ala. |

UAB 14-7

| | | | |
|----------------|---|---------------------|------------------|
| Dec. 18, 1978 | L | 82-86 | Birmingham, Ala. |
| Jan. 27, 1979 | W | 95-89 | Tuscaloosa, Ala. |
| Feb. 23, 1979 | W | 69-68 ^{OT} | Troy, Ala. |
| Dec. 8, 1979 | W | 75-65 | Birmingham, Ala. |
| Jan. 17, 1980 | L | 69-72 | Tuscaloosa, Ala. |
| Feb. 23, 1980 | L | 62-70 | Cleveland, Miss. |
| Dec. 17, 1980 | W | 77-76 | Birmingham, Ala. |
| Jan. 26, 1980 | W | 91-81 | Tuscaloosa, Ala. |
| Nov. 24, 1981 | L | 71-74 | Tuscaloosa, Ala. |
| Jan. 25, 1982 | L | 59-75 | Birmingham, Ala. |
| Jan. 6, 1986 | W | 88-58 | Birmingham, Ala. |
| Feb. 17, 1986 | W | 82-69 | Tuscaloosa, Ala. |
| Nov. 29, 1986 | W | 76-49 | Atlanta, Ga. |
| Jan. 29, 1987 | W | 79-58 | Tuscaloosa, Ala. |
| Dec. 13, 1987 | W | 76-67 | Birmingham, Ala. |
| Dec. 13, 1989 | W | 65-60 | Tuscaloosa, Ala. |
| Jan. 7, 1991 | W | 84-70 | Birmingham, Ala. |
| Dec. 13, 1998 | W | 97-80 | Birmingham, Ala. |
| March 18, 2001 | L | 72-84 | Birmingham, Ala. |
| Dec. 7, 2004 | W | 74-55 | Tuscaloosa, Ala. |
| Dec. 6, 2005 | L | 62-70 | Birmingham, Ala. |

UCF 6-0

| | | | |
|----------------|---|-------|------------------|
| Feb 5, 1995 | W | 95-63 | Tuscaloosa, Ala. |
| Nov. 24, 1995 | W | 87-58 | Tuscaloosa, Ala. |
| Dec. 19, 2003 | W | 63-41 | Orlando, Fla. |
| Dec. 3, 2008 | W | 67-53 | Tuscaloosa, Ala. |
| Dec. 14, 2009 | W | 64-62 | Orlando, Fla. |
| March 18, 2018 | W | 80-61 | Tuscaloosa, Ala. |

UCLA 1-0

| | | | |
|----------------|---|-------|------------------|
| March 15, 1998 | W | 75-74 | Tuscaloosa, Ala. |
|----------------|---|-------|------------------|

UNION (Ky.) 2-0

| | | | |
|---------------|---|-------|------------------|
| Feb. 15, 1988 | W | 84-78 | Tuscaloosa, Ala. |
| Jan. 17, 1989 | W | 83-57 | Jackson, Tenn. |

UNC ASHEVILLE 1-0

| | | | |
|---------------|---|--------|---------------|
| Dec. 29, 1994 | W | 119-46 | Jamaica, N.Y. |
|---------------|---|--------|---------------|

UNC GREENSBORO 2-0

| | | | |
|----------------|---|-------|------------------|
| Dec. 21, 1995 | W | 89-62 | Burlington, Vt. |
| March 13, 1998 | W | 94-46 | Tuscaloosa, Ala. |

UNLV 0-1

| | | | |
|---------------|---|-------|-----------------|
| Nov. 23, 1990 | L | 62-80 | Las Vegas, Nev. |
|---------------|---|-------|-----------------|

UPPER IOWA 1-0

| | | | |
|--------------|---|-------|-------------|
| Jan. 3, 1980 | W | 77-41 | Miami, Fla. |
|--------------|---|-------|-------------|

USC UPSTATE 1-0

| | | | |
|--------------|---|-------|------------------|
| Dec. 2, 2014 | W | 74-65 | Tuscaloosa, Ala. |
|--------------|---|-------|------------------|

UTAH 1-1

| | | | |
|---------------|---|-------|----------------------|
| Nov. 13, 2017 | W | 65-60 | Tuscaloosa, Ala. |
| Nov. 13, 2018 | L | 62-72 | Salt Lake City, Utah |

UTAH VALLEY 1-0

| | | | |
|---------------|---|-------|------------|
| Nov. 28, 2015 | W | 67-60 | Reno, Nev. |
|---------------|---|-------|------------|

UTEP 1-0

| | | | |
|---------------|---|-------|-----------------|
| Dec. 20, 2016 | W | 78-60 | Niceville, Fla. |
|---------------|---|-------|-----------------|

UT MARTIN 1-2

| | | | |
|--------------|---|-------|------------------|
| Dec. 4, 2013 | L | 57-75 | Tuscaloosa, Ala. |
| Dec. 4, 2014 | W | 68-55 | Tuscaloosa, Ala. |
| Dec. 2, 2015 | L | 65-83 | Martin, Tenn. |

VALDOSTA STATE 0-5

| | | | |
|----------------|---|-------|------------------|
| March 12, 1977 | L | 85-99 | Cleveland, Miss. |
| Nov. 17, 1977 | L | 72-74 | Valdosta, Ga. |
| Feb. 5, 1979 | L | 87-96 | Tuscaloosa, Ala. |
| March 8, 1979 | L | 68-80 | Auburn, Ala. |
| Jan. 7, 1980 | L | 65-74 | Valdosta, Ga. |

VANDERBILT 17-34

| | | | |
|---------------|---|---------------------|-------------------|
| March 2, 1978 | W | 88-69 | Starkville, Miss. |
| Jan. 6, 1979 | W | 88-66 | Starkville, Miss. |
| Jan. 15, 1979 | W | 72-67 | Tuscaloosa, Ala. |
| Feb. 12, 1979 | L | 74-82 | Nashville, Tenn. |
| Feb. 7, 1980 | W | 69-53 | Knoxville, Tenn. |
| Nov. 19, 1980 | W | 96-73 | Tuscaloosa, Ala. |
| Jan. 16, 1984 | L | 74-84 | Nashville, Tenn. |
| March 4, 1984 | W | 83-73 | Athens, Ga. |
| Feb. 24, 1985 | L | 85-87 ^{OT} | Tuscaloosa, Ala. |
| Jan. 23, 1986 | L | 75-84 | Nashville, Tenn. |
| Jan. 11, 1987 | L | 84-90 | Tuscaloosa, Ala. |
| Feb. 18, 1988 | L | 65-71 | Nashville, Tenn. |
| Feb. 4, 1989 | L | 79-91 | Tuscaloosa, Ala. |
| Feb. 3, 1990 | L | 98-74 | Nashville, Tenn. |
| Jan. 12, 1991 | W | 73-63 | Tuscaloosa, Ala. |
| Dec. 15, 1991 | L | 51-94 | Nashville, Tenn. |
| Dec. 13, 1992 | L | 70-87 | Tuscaloosa, Ala. |
| Jan. 9, 1994 | L | 73-77 | Nashville, Tenn. |
| Jan. 8, 1995 | W | 71-63 | Tuscaloosa, Ala. |
| Feb. 19, 1996 | L | 59-73 | Nashville, Tenn. |
| Feb. 23, 1997 | W | 70-60 | Tuscaloosa, Ala. |
| Feb. 22, 1998 | L | 79-81 | Nashville, Tenn. |
| Feb. 21, 1999 | W | 102-59 | Tuscaloosa, Ala. |
| Feb. 20, 2000 | L | 63-68 | Tuscaloosa, Ala. |
| Feb. 18, 2001 | L | 56-68 | Nashville, Tenn. |
| Jan. 17, 2002 | L | 46-69 | Tuscaloosa, Ala. |
| Feb. 6, 2003 | L | 69-80 | Nashville, Tenn. |
| Feb. 8, 2004 | W | 81-68 | Tuscaloosa, Ala. |
| Feb. 24, 2005 | L | 53-64 | Nashville, Tenn. |
| Feb. 2, 2006 | L | 53-65 | Tuscaloosa, Ala. |

| | | | |
|---------------|---|-------|-------------------------|
| March 2, 2006 | L | 62-84 | North Little Rock, Ark. |
| Feb. 4, 2007 | L | 51-91 | Nashville, Tenn. |
| Feb. 10, 2008 | L | 47-92 | Tuscaloosa, Ala. |
| March 2, 2008 | L | 54-83 | Nashville, Tenn. |
| Jan. 8, 2009 | L | 76-85 | Tuscaloosa, Ala. |
| Feb. 1, 2009 | L | 64-88 | Nashville, Tenn. |
| Jan. 28, 2010 | L | 61-70 | Nashville, Tenn. |
| Jan. 13, 2011 | L | 66-82 | Tuscaloosa, Ala. |
| Feb. 26, 2012 | L | 54-67 | Nashville, Tenn. |
| Jan. 27, 2013 | L | 58-67 | Tuscaloosa, Ala. |
| Feb. 23, 2014 | W | 66-62 | Nashville, Tenn. |
| Jan. 25, 2015 | L | 52-55 | Tuscaloosa, Ala. |
| March 4, 2015 | L | 56-66 | Little Rock, Ark. |
| Jan. 10, 2016 | L | 48-54 | Tuscaloosa, Ala. |
| Jan. 25, 2016 | L | 52-67 | Nashville, Tenn. |
| Jan. 26, 2017 | L | 80-87 | Nashville, Tenn. |
| March 1, 2017 | W | 77-57 | Greenville, S.C. |
| Jan. 21, 2018 | W | 77-75 | Tuscaloosa, Ala. |
| Feb. 21, 2019 | W | 84-65 | Nashville, Tenn. |
| March 6, 2019 | W | 74-57 | Greenville, S.C. |
| Jan. 26, 2020 | W | 98-61 | Tuscaloosa, Ala. |

VERMONT 1-0

| | | | |
|---------------|---|-------|-----------------|
| Dec. 22, 1995 | W | 73-52 | Burlington, Vt. |
|---------------|---|-------|-----------------|

VILLANOVA 2-1

| | | | |
|---------------|---|-------|------------------|
| Dec. 29, 1989 | L | 69-74 | Villanova, Pa. |
| Nov. 25, 1994 | W | 73-57 | Tuscaloosa, Ala. |
| Dec. 30, 2001 | W | 70-61 | Villanova, Pa. |

VIRGINIA 2-2

| | | | |
|---------------|---|----------------------|----------------------|
| Dec. 4, 1987 | L | 58-81 | Charlottesville, Va. |
| Nov. 25, 2005 | L | 48-69 | St. Thomas, U.S.V.I. |
| Dec. 21, 2012 | W | 73-70 ^{2OT} | Tuscaloosa, Ala. |
| Dec. 20, 2018 | W | 64-52 | Winter Park, Fla. |

VIRGINIA TECH 0-3

| | | | |
|----------------|---|-------|------------------|
| Dec. 7, 2003 | L | 51-68 | Tuscaloosa, Ala. |
| Dec. 4, 2004 | L | 59-72 | Blacksburg, Va. |
| March 25, 2018 | L | 67-74 | Blacksburg, Va. |

WASHINGTON 1-1

| | | | |
|---------------|---|-------|------------------|
| Nov. 27, 2004 | W | 76-56 | Seattle, Wash. |
| Nov. 18, 2005 | L | 52-56 | Tuscaloosa, Ala. |

WASHINGTON STATE 1-0

| | | | |
|---------------|---|-------|-------------------|
| Nov. 24, 2007 | W | 66-37 | Freeport, Bahamas |
|---------------|---|-------|-------------------|

WAYLAND BAPTIST 0-1

| | | | |
|----------------|---|-------|-----------------|
| March 22, 1977 | L | 59-89 | Amarillo, Texas |
|----------------|---|-------|-----------------|

WEST ALABAMA 1-0

| | | | |
|--------------|---|-------|------------------|
| Nov. 4, 2016 | W | 86-34 | Tuscaloosa, Ala. |
|--------------|---|-------|------------------|

WEST FLORIDA 2-0

| | | | |
|---------------|---|-------|------------------|
| Nov. 17, 1983 | W | 84-56 | Pensacola, Fla. |
| Dec. 3, 1984 | W | 78-32 | Tuscaloosa, Ala. |

WEST VIRGINIA 0-1

| | | | |
|---------------|---|-------|--------------------|
| Nov. 25, 1988 | L | 66-75 | Hattiesburg, Miss. |
|---------------|---|-------|--------------------|

WESTERN KENTUCKY 3-5

| | | | |
|---------------|---|-------|--------------------|
| Jan. 23, 1976 | L | 56-58 | Tuscaloosa, Ala. |
| Jan. 31, 1977 | L | 73-75 | Bowling Green, Ky. |
| Jan. 9, 1983 | W | 82-48 | Tuscaloosa, Ala. |
| Jan. 14, 1984 | L | 66-69 | Bowling Green, Ky. |
| Nov. 30, 1987 | L | 63-66 | Bowling Green, Ky. |

RECORDS & HISTORY

ALL-TIME SERIES RESULTS

| | | | |
|----------------|---|-------|--------------------|
| Dec. 28, 1989 | W | 75-68 | Villanova, Pa. |
| March 21, 1992 | L | 68-98 | Bowling Green, Ky. |
| Dec. 28, 1995 | W | 70-64 | Nassau, Bahamas |

WISCONSIN 1-1

| | | | |
|---------------|---|-------|------------------|
| Dec. 1, 2012 | L | 50-69 | Madison, Wis. |
| Nov. 21, 2013 | W | 70-62 | Tuscaloosa, Ala. |

WOFFORD 0-1

| | | | |
|---------------|---|-------|------------------|
| Dec. 17, 2012 | L | 52-58 | Tuscaloosa, Ala. |
|---------------|---|-------|------------------|

XAVIER 3-0

| | | | |
|---------------|---|--------|------------------|
| Dec. 27, 1983 | W | 102-42 | Flushing, N.Y. |
| Jan. 28, 1992 | W | 86-77 | Cincinnati, Ohio |
| Jan. 5, 1993 | W | 95-76 | Tuscaloosa, Ala. |

YALE 1-0

| | | | |
|---------------|---|-------|----------------|
| Dec. 30, 2004 | W | 78-60 | Bethlehem, Pa. |
|---------------|---|-------|----------------|



YEAR-BY-YEAR RESULTS

1974-75

Record: 13-12
Coach: Stephanie Schleuder

| | | | | |
|---------|---|--------|-----------------------|---|
| Dec. 6 | W | 78-50 | Athens ! | A |
| Dec. 6 | W | 77-53 | Judson ! | N |
| Dec. 7 | W | 79-64 | Troy ! | N |
| Jan. 8 | W | 64-51 | Montevallo | A |
| Jan. 14 | L | 66-90 | Talladega | H |
| Jan. 16 | W | 71-63 | Judson | H |
| Jan. 17 | L | 71-74 | Troy | A |
| Jan. 20 | W | 70-40 | South Alabama | A |
| Jan. 28 | L | 51-80 | Talladega | A |
| Jan. 30 | L | 57-63 | Judson | A |
| Feb. 1 | W | 48-35 | Athens @ | H |
| Feb. 1 | W | 62-58 | Tuskegee @ | H |
| Feb. 1 | W | 80-52 | North Alabama | A |
| Feb. 3 | L | 57-70 | North Alabama # | N |
| Feb. 3 | W | 57-48 | Pensacola J.C. # | N |
| Feb. 7 | L | 81-82 | Troy # | A |
| Feb. 8 | W | 79-58 | South Alabama | H |
| Feb. 14 | L | 71-93 | Auburn | A |
| Feb. 17 | W | 74-61 | Troy | H |
| Feb. 21 | W | 52-51 | North Alabama \$ | N |
| Feb. 21 | L | 60-78 | Auburn \$ | A |
| Feb. 22 | L | 29-61 | Judson \$ | N |
| March 1 | L | 74-79 | Auburn | H |
| March 7 | L | 65-66 | Flagler % | N |
| March 7 | L | 58-103 | Mississippi College % | N |

! Athens Invitational (Athens, Ala.)
@ Alabama Invitational (Tuscaloosa, Ala.)
Troy State Invitational (Troy, Ala.)
\$ AIAIW Championship (Auburn, Ala.)
% AIAIW Region Championship (Athens, Ala.)

1975-76

Record: 13-9
Coach: Stephanie Schleuder

| | | | | |
|----------|---|--------|--------------------|---|
| Nov. 17 | L | 54-76 | Auburn | A |
| Dec. 3 | W | 61-30 | Stillman | H |
| Jan. 10 | W | 61-57 | Memphis | H |
| Jan. 12 | W | 80-55 | Stillman | A |
| Jan. 13 | W | 65-46 | Montevallo | A |
| Jan. 17 | W | 101-40 | Tuskegee | H |
| Jan. 19 | W | 73-63 | Judson | H |
| Jan. 23 | L | 56-58 | Western Kentucky | H |
| Jan. 24 | L | 55-107 | Talladega | A |
| Jan. 26 | W | 74-67 | Alabama State | H |
| Jan. 30 | W | 72-43 | North Alabama ! | H |
| Jan. 31 | L | 66-73 | Georgia Southern ! | H |
| Feb. 2 | L | 66-76 | Alabama State | A |
| Feb. 7 | L | 76-86 | Talladega | H |
| Feb. 9 | W | 106-64 | Montevallo | H |
| Feb. 13 | W | 80-49 | Lambuth | A |
| Feb. 14 | L | 62-94 | Memphis | A |
| Feb. 16 | W | 84-73 | Judson | A |
| March 1 | W | 71-62 | Auburn @ | N |
| March 1 | L | 77-105 | Talladega @ | N |
| March 10 | W | 90-74 | Auburn | H |
| March 11 | L | 56-64 | Florida # | N |

! Alabama Invitational (Tuscaloosa, Ala.)
@ AIAIW Championship (Troy, Ala.)
AIAIW Region Championship (Cleveland, Miss.)

1976-77

Record: 13-15
Coach: Stephanie Schleuder

| | | | | |
|---------|---|-------|--------|---|
| Nov. 29 | W | 86-81 | Auburn | H |
| Dec. 16 | W | 65-59 | Auburn | A |

| | | | | |
|----------|---|--------|---------------------|---|
| Jan. 5 | W | 78-72 | Florida | A |
| Jan. 7 | L | 73-78 | Memphis | H |
| Jan. 8 | L | 80-81 | LSU | H |
| Jan. 10 | L | 70-73 | Ole Miss | H |
| Jan. 15 | L | 74-110 | Mississippi State | A |
| Jan. 17 | W | 92-74 | Florida | H |
| Jan. 22 | L | 57-83 | Tennessee | A |
| Jan. 24 | W | 77-62 | Georgia | A |
| Jan. 28 | W | 82-79 | Mississippi College | H |
| Jan. 29 | W | 97-76 | Talladega | H |
| Jan. 31 | L | 73-75 | Western Kentucky | A |
| Feb. 4 | L | 90-97 | Mississippi College | A |
| Feb. 5 | L | 75-99 | LSU | A |
| Feb. 7 | L | 55-76 | Ole Miss | A |
| Feb. 12 | W | 88-66 | Mississippi State | H |
| Feb. 14 | W | 77-44 | South Alabama | H |
| Feb. 18 | L | 69-72 | Talladega | A |
| Feb. 19 | W | 95-43 | Judson | H |
| Feb. 21 | W | 90-58 | South Alabama | A |
| Feb. 24 | W | 81-66 | Auburn ! | H |
| March 10 | W | 65-64 | Savannah State @ | N |
| March 11 | L | 47-81 | Delta State @ | A |
| March 12 | L | 85-99 | Valdosta State @ | N |
| March 22 | L | 59-89 | Wayland Baptist # | N |
| March 23 | L | 73-88 | Belmont # | N |
| March 24 | L | 75-84 | Indiana State # | N |

! AIAIW Championship (Tuscaloosa, Ala.)
@ AIAIW Region Championship (Cleveland, Miss.)
NWIT (Amarillo, Texas)

1977-78

Record: 21-10
Coach: Ed Nixon

| | | | | |
|---------|---|--------|--------------------|---|
| Nov. 14 | L | 80-83 | Tuskegee | A |
| Nov. 17 | L | 72-74 | Valdosta State | A |
| Nov. 28 | L | 65-101 | Memphis | A |
| Nov. 30 | W | 67-50 | Auburn | H |
| Dec. 3 | W | 75-69 | Middle Tennessee | A |
| Dec. 5 | L | 70-87 | Ole Miss | H |
| Dec. 11 | W | 77-31 | Montevallo | A |
| Dec. 19 | W | 68-58 | Georgia State | A |
| Jan. 4 | L | 60-84 | LSU | H |
| Jan. 7 | W | 73-47 | Troy | A |
| Jan. 8 | W | 75-61 | Mississippi State | H |
| Jan. 14 | W | 75-55 | Talladega | H |
| Jan. 16 | W | 76-50 | South Alabama | A |
| Jan. 20 | W | 66-62 | Kentucky ! | A |
| Jan. 21 | W | 77-72 | North Carolina ! | N |
| Jan. 23 | W | 78-56 | Jacksonville State | H |
| Jan. 28 | W | 56-48 | Auburn | A |
| Jan. 30 | W | 70-56 | Florida | A |
| Feb. 4 | W | 60-56 | Mississippi State | A |
| Feb. 6 | W | 91-50 | South Alabama | H |
| Feb. 11 | L | 53-72 | Tennessee | H |
| Feb. 13 | W | 73-56 | Florida | H |
| Feb. 15 | L | 46-53 | Ole Miss | A |
| Feb. 18 | W | 57-48 | Talladega | A |
| Feb. 20 | W | 87-47 | Judson | A |
| Feb. 24 | W | 96-61 | South Alabama @ | N |
| Feb. 25 | W | 81-61 | Talladega @ | N |
| March 2 | W | 88-69 | Vanderbilt # | N |
| March 3 | L | 71-73 | Ole Miss # | N |
| March 4 | L | 71-80 | Florida # | N |
| March 9 | L | 61-74 | Delta State \$ | N |

! Kentucky Invitational (Lexington, Ky.)
@ AIAIW Championship (Jacksonville, Ala.)
Lady Bulldog Classic (Starkville, Miss.)
\$ AIAIW Region III Championship (Tallahassee, Fla.)

1978-79

Record: 13-13
Coach: Ed Nixon

| | | | | |
|---------|---|--------|---------------------|---|
| Nov. 18 | L | 57-106 | LSU | A |
| Nov. 20 | W | 66-46 | South Alabama | A |
| Nov. 29 | L | 72-76 | Tuskegee | H |
| Dec. 4 | W | 90-84 | Middle Tennessee | H |
| Dec. 18 | L | 82-86 | UAB | A |
| Jan. 4 | W | 86-67 | Auburn ! | N |
| Jan. 5 | L | 82-100 | Ole Miss ! | N |
| Jan. 6 | W | 88-66 | Vanderbilt ! | N |
| Jan. 10 | L | 65-80 | Troy | H |
| Jan. 13 | W | 83-70 | Kentucky | H |
| Jan. 15 | W | 72-67 | Vanderbilt | H |
| Jan. 17 | L | 52-85 | Tennessee | A |
| Jan. 20 | L | 64-75 | Auburn | A |
| Jan. 22 | L | 80-88 | Florida | A |
| Jan. 25 | W | 97-78 | South Alabama | H |
| Jan. 27 | W | 95-89 | UAB | H |
| Feb. 3 | W | 81-65 | Georgia | H |
| Feb. 5 | L | 87-96 | Valdosta State | H |
| Feb. 10 | L | 62-80 | South Carolina | A |
| Feb. 12 | L | 74-82 | Vanderbilt | A |
| Feb. 14 | L | 84-92 | Georgia State | H |
| Feb. 17 | W | 62-55 | Auburn | H |
| Feb. 19 | W | 72-69 | Memphis | H |
| Feb. 23 | W | 69-68 | UAB ^{OT} @ | N |
| Feb. 24 | W | 80-72 | Auburn @ | N |
| March 8 | L | 68-80 | Valdosta State # | N |

! Lady Bulldog Classic (Starkville, Miss.)
@ AIAIW Championship (Troy, Ala.)
AIAIW Region III Championship (Auburn, Ala.)

1979-80

Record: 12-15
Coach: Ed Nixon

| | | | | |
|---------|---|--------|-----------------------|---|
| Nov. 27 | W | 90-72 | Troy | H |
| Nov. 29 | L | 73-94 | Oregon ! | N |
| Nov. 30 | L | 72-75 | Mississippi State ! | N |
| Dec. 6 | W | 95-65 | Alabama-Huntsville | H |
| Dec. 8 | W | 75-65 | UAB | A |
| Dec. 15 | W | 85-79 | Alabama State | A |
| Jan. 3 | W | 77-41 | Upper Iowa @ | N |
| Jan. 4 | W | 73-61 | Miami (Fla.) @ | A |
| Jan. 5 | L | 72-74 | Edinboro @ | N |
| Jan. 5 | L | 50-62 | Army @ | N |
| Jan. 7 | L | 65-74 | Valdosta State | A |
| Jan. 10 | L | 68-88 | Tennessee | H |
| Jan. 12 | W | 88-61 | Florida State | H |
| Jan. 14 | W | 104-72 | Alabama-Huntsville | A |
| Jan. 17 | L | 69-72 | UAB | H |
| Jan. 19 | W | 85-66 | Florida | N |
| Jan. 23 | L | 71-77 | Auburn | A |
| Jan. 26 | L | 54-68 | Arkansas | A |
| Jan. 28 | L | 56-72 | South Alabama | A |
| Jan. 30 | L | 47-58 | South Carolina | H |
| Feb. 2 | L | 70-72 | Ole Miss | A |
| Feb. 7 | W | 69-53 | Vanderbilt # | N |
| Feb. 8 | L | 69-77 | Kentucky # | N |
| Feb. 14 | W | 76-71 | Miss. Univ. for Women | H |
| Feb. 16 | W | 79-58 | LSU | H |
| Feb. 22 | L | 54-64 | South Alabama \$ | N |
| Feb. 23 | L | 62-70 | UAB \$ | N |

! Louisiana Tech Invitational (Ruston, La.)
@ Miami Jamboree (Miami, Fla.)
SEC Division Championship (Knoxville, Tenn.)
\$ AIAIW Championship (Cleveland, Miss.)

RECORDS & HISTORY

YEAR-BY-YEAR RESULTS

1980-81

Record: 21-12
Coach: Ann Cronic

| | | | | |
|---------|---|-------|----------------------------------|---|
| Nov. 19 | W | 96-73 | Vanderbilt | H |
| Nov. 24 | W | 97-54 | Belhaven | H |
| Nov. 28 | L | 62-74 | Tennessee ! | N |
| Nov. 28 | L | 76-77 | Florida State ! | N |
| Dec. 2 | W | 94-44 | Alabama State | H |
| Dec. 6 | L | 73-75 | Southern Miss | A |
| Dec. 15 | W | 89-66 | Florida | H |
| Dec. 17 | W | 77-76 | UAB | A |
| Jan. 3 | L | 68-80 | LSU | A |
| Jan. 4 | L | 65-66 | Southeastern Louisiana | A |
| Jan. 7 | L | 67-69 | Missouri | H |
| Jan. 9 | W | 72-61 | Georgia @ | N |
| Jan. 10 | L | 72-79 | Clemson @ | H |
| Jan. 12 | W | 66-65 | Auburn | H |
| Jan. 14 | L | 69-75 | Mississippi State | H |
| Jan. 17 | W | 70-65 | Arkansas | H |
| Jan. 22 | W | 80-61 | Alabama-Huntsville | A |
| Jan. 24 | W | 78-68 | South Alabama | H |
| Jan. 26 | W | 91-81 | UAB | H |
| Jan. 29 | W | 67-54 | Florida # | N |
| Jan. 30 | W | 77-71 | Tennessee # | N |
| Jan. 31 | W | 80-66 | Georgia # | N |
| Feb. 1 | L | 50-61 | Auburn # | N |
| Feb. 3 | W | 75-62 | Miss. Univ. for Women | A |
| Feb. 5 | W | 87-53 | Alabama-Huntsville | H |
| Feb. 6 | W | 95-51 | Freed-Hardeman | H |
| Feb. 8 | L | 54-68 | Tennessee | A |
| Feb. 10 | W | 81-69 | Troy | A |
| Feb. 14 | W | 95-63 | Florida | N |
| Feb. 18 | W | 75-73 | Mississippi State ^{20T} | A |
| Feb. 27 | W | 69-56 | South Alabama \$ | N |
| Feb. 28 | L | 50-67 | Auburn \$ | N |
| March 4 | L | 72-76 | Mississippi College % | H |

! Lady Sunshine Tournament (Orlando, Fla.)
@ Lady Tiger Invitational (Clemson, S.C.)
SEC Championship (Baton Rouge, La.)
\$ AIAW Championship (Troy, Ala.)
% AIAW Region III Championship (Tuscaloosa, Ala.)

1981-82

Record: 17-11
Coach: Ken Weeks

| | | | | |
|---------|---|-------|-------------------------|---|
| Nov. 10 | W | 64-62 | Belhaven | A |
| Nov. 19 | L | 79-85 | Chattanooga | A |
| Nov. 24 | L | 71-74 | UAB | H |
| Dec. 3 | W | 72-63 | Livingston | H |
| Dec. 5 | W | 71-54 | Georgia State | H |
| Dec. 7 | W | 79-48 | South Alabama | H |
| Dec. 11 | L | 56-69 | Memphis ! | N |
| Dec. 12 | W | 93-55 | Idaho State ! | N |
| Dec. 18 | W | 89-59 | Chattanooga | N |
| Jan. 4 | W | 75-68 | Georgia State | A |
| Jan. 6 | W | 76-62 | Mississippi State | A |
| Jan. 8 | W | 71-68 | Charleston @ | N |
| Jan. 9 | L | 59-63 | Carson-Newman @ | A |
| Jan. 11 | W | 93-89 | Ole Miss ^{20T} | H |
| Jan. 15 | W | 70-56 | South Alabama | A |
| Jan. 16 | W | 59-58 | Florida | N |
| Jan. 20 | W | 59-55 | South Carolina | H |
| Jan. 22 | W | 85-49 | Carson-Newman | H |
| Jan. 25 | L | 59-75 | UAB | A |
| Jan. 27 | L | 56-72 | Auburn | A |

| | | | | |
|---------|---|-------|-------------------|---|
| Feb. 3 | W | 87-65 | Mississippi State | H |
| Feb. 6 | L | 53-65 | Ole Miss | A |
| Feb. 11 | L | 60-71 | Southern Miss | H |
| Feb. 13 | W | 80-78 | LSU | H |
| Feb. 16 | W | 69-66 | Livingston | A |
| Feb. 20 | L | 64-76 | LSU | A |
| Feb. 22 | L | 59-63 | Auburn | H |
| Feb. 26 | L | 76-82 | Kentucky # | A |

! Mid America Classic (Columbia, Mo.)
@ Rotary Classic (Jefferson City, Tenn.)
SEC Championships (Lexington, Ky.)

1982-83

Record: 16-13 (2-6 SEC/4th-West)
Coach: Ken Weeks

| | | | | |
|---------|---|--------|----------------------|---|
| Nov. 18 | W | 81-60 | Troy | H |
| Nov. 23 | W | 63-56 | Georgia Tech | H |
| Dec. 1 | L | 69-74 | Memphis | A |
| Dec. 4 | W | 94-67 | Georgia State | A |
| Dec. 6 | L | 64-73 | Florida State | H |
| Dec. 9 | L | 55-83 | Louisiana Tech ! | A |
| Dec. 10 | W | 66-58 | Tulane ! | N |
| Dec. 10 | W | 74-67 | Northwestern State ! | N |
| Dec. 17 | L | 51-63 | Chattanooga | H |
| Jan. 3 | L | 66-77 | North Carolina | H |
| Jan. 5 | L | 49-60 | Auburn | A |
| Jan. 9 | W | 82-48 | Western Kentucky | H |
| Jan. 12 | W | 81-56 | South Alabama | H |
| Jan. 14 | W | 82-66 | DePaul | A |
| Jan. 16 | W | 71-56 | Notre Dame | A |
| Jan. 18 | L | 77-104 | Kentucky * | H |
| Jan. 22 | L | 73-77 | LSU * | H |
| Jan. 24 | L | 68-76 | Ole Miss * | H |
| Jan. 26 | W | 78-57 | Troy | A |
| Jan. 29 | W | 74-69 | Mississippi State * | A |
| Feb. 3 | W | 80-63 | South Alabama | A |
| Feb. 9 | L | 63-79 | Auburn * | H |
| Feb. 12 | W | 83-56 | Florida | N |
| Feb. 16 | W | 64-61 | Florida State | A |
| Feb. 19 | L | 56-72 | LSU * | A |
| Feb. 21 | L | 58-85 | Ole Miss * | A |
| Feb. 26 | W | 69-58 | Mississippi State * | H |
| March 3 | W | 69-53 | Florida @ | N |
| March 4 | L | 73-91 | Tennessee @ | A |

! Lady Techster Dial Classic (Ruston, La.)
* Southeastern Conference game
@ SEC Championship (Knoxville, Tenn.)

1983-84

Record: 23-9 (5-3 SEC/3rd-West)
NCAA MIDEAST REGIONAL
Coach: Ken Weeks

| | | | | |
|---------|---|--------|----------------|---|
| Nov. 17 | W | 84-56 | West Florida | A |
| Nov. 23 | W | 85-47 | St. Mary's | A |
| Nov. 26 | L | 56-82 | Texas | A |
| Nov. 28 | W | 68-47 | Troy | H |
| Nov. 30 | W | 79-47 | Georgia Tech | H |
| Dec. 3 | W | 81-69 | North Carolina | A |
| Dec. 4 | W | 80-72 | N.C. State | N |
| Dec. 9 | W | 81-53 | DePaul | H |
| Dec. 18 | W | 71-55 | Louisville | A |
| Dec. 20 | W | 78-49 | Kentucky | A |
| Dec. 27 | W | 102-42 | Xavier ! | N |
| Dec. 28 | L | 73-75 | St. John's ! | N |

| | | | | |
|----------|---|--------|--------------------|---|
| Dec. 29 | W | 113-47 | Queens ! | A |
| Jan. 5 | W | 65-56 | Auburn | A |
| Jan. 7 | W | 95-83 | Georgia State | H |
| Jan. 9 | W | 84-66 | Delta State | A |
| Jan. 11 | W | 88-67 | Memphis | H |
| Jan. 14 | L | 66-69 | Western Kentucky | A |
| Jan. 16 | L | 74-84 | Vanderbilt | A |
| Jan. 21 | L | 61-73 | LSU | A |
| Jan. 23 | L | 52-60 | Ole Miss | A |
| Jan. 28 | W | 68-50 | Mississippi State | H |
| Feb. 4 | W | 94-66 | Delta State | H |
| Feb. 9 | W | 64-60 | Auburn | H |
| Feb. 17 | L | 74-78 | LSU | H |
| Feb. 20 | W | 80-65 | Ole Miss | H |
| Feb. 25 | W | 69-61 | Mississippi State | A |
| March 3 | W | 85-66 | Tennessee @ | N |
| March 4 | W | 83-73 | Vanderbilt @ | N |
| March 5 | L | 65-74 | Georgia @ | A |
| March 18 | W | 78-70 | Central Michigan # | A |
| March 23 | L | 58-65 | Tennessee \$ | A |

! Queens Holiday Classic (Flushing, N.Y.)
* Southeastern Conference game
@ SEC Championship (Athens, Ga.)
NCAA First Round (Mt. Pleasant, Mich.)
\$ NCAA Mideast Regional (Knoxville, Tenn.)

1984-85

Record: 18-10 (3-5 SEC/4th-West)
Coach: Ken Weeks

| | | | | |
|---------|---|--------|----------------------------|---|
| Nov. 17 | W | 78-55 | Troy | H |
| Nov. 19 | W | 91-46 | Tennessee State | H |
| Nov. 27 | W | 88-57 | Alabama-Huntsville | A |
| Dec. 1 | W | 92-70 | Mississippi College | H |
| Dec. 3 | W | 78-32 | West Florida | H |
| Dec. 7 | L | 53-85 | Texas ! | N |
| Dec. 8 | L | 64-65 | Cal State-Fullerton ! | N |
| Dec. 16 | W | 90-72 | Portland @ | N |
| Dec. 17 | W | 86-56 | Oregon @ | N |
| Dec. 18 | L | 57-59 | Oregon State @ | N |
| Jan. 3 | W | 92-64 | Chattanooga | A |
| Jan. 5 | W | 85-60 | Southern University | H |
| Jan. 9 | W | 80-65 | Mississippi State * | A |
| Jan. 12 | L | 60-76 | Ole Miss * | H |
| Jan. 16 | L | 53-71 | Auburn * | A |
| Jan. 19 | L | 76-83 | LSU ^{20T} * | H |
| Jan. 21 | W | 74-63 | Louisville | H |
| Jan. 24 | W | 87-61 | Mississippi State * | H |
| Jan. 26 | L | 46-66 | Ole Miss * | A |
| Jan. 28 | W | 96-71 | Mississippi College | A |
| Jan. 30 | W | 76-68 | Troy | A |
| Feb. 1 | W | 100-67 | Georgia State | H |
| Feb. 6 | L | 76-87 | LSU * | A |
| Feb. 8 | W | 76-57 | Stephen F. Austin | A |
| Feb. 9 | L | 51-76 | Louisiana Tech | A |
| Feb. 13 | W | 67-62 | Notre Dame | H |
| Feb. 18 | W | 84-67 | Auburn * | H |
| Feb. 24 | L | 85-87 | Vanderbilt ^{OT} # | H |

! 7-Up Desert Classic (Las Vegas, Nev.)
@ Giusti Tournament of Champions (Portland, Ore.)
* Southeastern Conference
SEC Western Division Playoffs

YEAR-BY-YEAR RESULTS

1985-86

Record: 20-9 (3-6 SEC/8th)

Coach: Lois Myers

| | | | | |
|---------|---|-------|------------------------|---|
| Nov. 22 | W | 89-81 | Tennessee State | A |
| Nov. 25 | W | 79-50 | Jackson State | H |
| Dec. 6 | W | 78-69 | Boston College ! | N |
| Dec. 7 | L | 58-66 | Northwestern ! | A |
| Dec. 8 | W | 66-40 | Marquette | A |
| Dec. 14 | W | 70-47 | Troy | A |
| Dec. 18 | W | 80-68 | Jackson State | A |
| Dec. 19 | W | 87-68 | Arkansas State | A |
| Dec. 30 | W | 86-53 | Missouri State | H |
| Jan. 2 | W | 57-44 | Mississippi State * | A |
| Jan. 4 | W | 88-36 | Stephen F. Austin | H |
| Jan. 6 | W | 88-58 | UAB | A |
| Jan. 9 | W | 85-70 | Alabama-Huntsville | A |
| Jan. 10 | W | 85-54 | North Alabama | A |
| Jan. 15 | L | 86-87 | Auburn ^{OT} * | H |
| Jan. 18 | L | 71-89 | Tennessee * | A |
| Jan. 23 | L | 75-84 | Vanderbilt @ * | A |
| Jan. 24 | W | 78-50 | Lipscomb | A |
| Jan. 26 | W | 83-62 | Florida * | H |
| Jan. 29 | L | 69-76 | Ole Miss * | A |
| Feb. 1 | W | 88-69 | Clemson | H |
| Feb. 3 | W | 71-58 | Alcorn State | H |
| Feb. 5 | L | 69-73 | Georgia * | H |
| Feb. 8 | L | 82-83 | LSU * | H |
| Feb. 12 | W | 76-75 | Kentucky * | H |
| Feb. 17 | W | 82-69 | UAB | H |
| Feb. 22 | L | 77-82 | Louisiana Tech | H |
| Feb. 28 | W | 71-57 | Florida # | N |
| March 1 | L | 71-88 | Georgia # | A |

! Northwestern Classic (Evanston, Ill.)
 @ Held at Aquinas J.C. (Nashville, Tenn.)
 * Southeastern Conference
 # SEC Tournament (Athens, Ga.)

1986-87

Record: 19-10 (2-7 SEC/8th)

Coach: Lois Myers

| | | | | |
|---------|---|--------|---------------------------|---|
| Nov. 28 | W | 81-60 | Florida A&M ! | N |
| Nov. 29 | W | 76-49 | UAB ! | N |
| Nov. 30 | L | 59-78 | Georgia ! | N |
| Dec. 3 | W | 81-70 | Livingston | H |
| Dec. 5 | W | 77-72 | Texas-San Antonio @ | N |
| Dec. 6 | W | 75-68 | Stephen F. Austin @ | A |
| Dec. 9 | L | 89-94 | Texas Tech ^{2OT} | H |
| Dec. 13 | W | 85-64 | Troy | A |
| Dec. 18 | W | 102-58 | Illinois-Chicago | H |
| Dec. 30 | W | 85-79 | Clemson | A |
| Dec. 31 | W | 81-69 | Chattanooga | A |
| Jan. 2 | W | 94-92 | Northwestern State # | N |
| Jan. 3 | W | 67-66 | Nevada # | N |
| Jan. 9 | W | 84-28 | Tennessee State | H |
| Jan. 11 | L | 84-90 | Vanderbilt * | H |
| Jan. 17 | L | 70-74 | Ole Miss * | H |
| Jan. 24 | W | 99-60 | Mississippi College | H |
| Jan. 29 | W | 79-58 | UAB | H |
| Feb. 1 | L | 55-77 | Georgia * | A |
| Feb. 4 | W | 77-54 | Mississippi State * | H |
| Feb. 7 | L | 80-89 | Kentucky * | A |
| Feb. 11 | W | 74-64 | Alcorn State | A |
| Feb. 15 | L | 66-81 | LSU * | A |
| Feb. 21 | L | 60-78 | Auburn * | A |
| Feb. 26 | L | 77-108 | Tennessee * | H |

| | | | | |
|---------|---|-------|---------------------|---|
| Feb. 28 | W | 87-65 | Florida * | H |
| March 2 | W | 83-60 | Mississippi College | A |
| March 4 | W | 88-76 | Mississippi State % | N |
| March 5 | L | 61-89 | Auburn % | N |

! Southern Invitational (Atlanta, Ga.)
 @ Ladyjack Dial Classic (Nacogdoches, Texas)
 # Nevada-Reno Wolfpack Classic (Reno, Nev.)
 * Southeastern Conference game
 % SEC Tournament (Albany, Ga.)

1987-88

Record: 18-10 (5-4 SEC/6th)

NCAA MIDWEST REGIONAL

Coach: Lois Myers

| | | | | |
|----------|---|--------|--------------------------|---|
| Nov. 27 | W | 103-56 | Tennessee State | A |
| Nov. 29 | W | 80-74 | Arizona ^{2OT} ! | N |
| Nov. 30 | L | 63-66 | Western Kentucky ! | N |
| Dec. 4 | L | 58-81 | Virginia @ | N |
| Dec. 5 | W | 80-69 | St. Joseph's @ | N |
| Dec. 8 | W | 88-72 | Livingston | A |
| Dec. 13 | W | 76-67 | UAB | A |
| Dec. 19 | W | 86-62 | Montevallo | H |
| Dec. 20 | W | 88-76 | Southern Miss | H |
| Dec. 31 | L | 81-102 | New Mexico State | A |
| Jan. 2 | L | 64-74 | Texas Tech | A |
| Jan. 7 | L | 67-84 | Georgia * | H |
| Jan. 13 | W | 74-54 | Kentucky * | H |
| Jan. 15 | W | 83-64 | Arkansas State | H |
| Jan. 20 | W | 81-79 | LSU ^{OT} * | H |
| Jan. 23 | L | 70-97 | Tennessee * | A |
| Jan. 27 | L | 57-88 | Auburn * | H |
| Feb. 1 | W | 70-64 | Florida State | A |
| Feb. 3 | W | 75-53 | Florida * | A |
| Feb. 8 | W | 97-58 | Middle Tennessee | H |
| Feb. 10 | W | 82-63 | Alcorn State | H |
| Feb. 13 | W | 77-73 | Mississippi State * | A |
| Feb. 15 | W | 84-78 | Union | H |
| Feb. 18 | L | 65-71 | Vanderbilt * | A |
| Feb. 24 | W | 87-86 | Ole Miss * | A |
| Feb. 26 | W | 88-57 | Alabama State | H |
| March 4 | L | 66-76 | Ole Miss # | N |
| March 16 | L | 63-77 | South Carolina \$ | A |

! Bowling Green Bank Invite (Bowling Green, Ky.)
 @ Investor's Classic (Charlottesville, Va.)
 * Southeastern Conference
 # SEC Tournament (Albany, Ga.)
 \$ NCAA Tournament, First Round (Columbia, S.C.)

1988-89

Record: 14-15 (1-8 SEC/10th)

Coach: Lois Myers

| | | | | |
|---------|---|--------|----------------------|---|
| Nov. 13 | W | 60-59 | Sweden (Exh.) | H |
| Nov. 25 | L | 66-75 | West Virginia ! | N |
| Nov. 26 | W | 88-29 | Texas Pan-American ! | N |
| Nov. 29 | W | 107-43 | Tennessee State | H |
| Dec. 2 | W | 82-54 | McNeese State @ | N |
| Dec. 3 | L | 79-84 | Southern Miss @ | A |
| Dec. 10 | L | 71-75 | North Carolina # | N |
| Dec. 11 | W | 77-31 | American # | N |
| Dec. 15 | W | 98-59 | North Alabama | H |
| Dec. 17 | L | 57-66 | Tennessee Tech | H |
| Dec. 18 | W | 91-77 | Alcorn State | H |
| Dec. 29 | W | 84-67 | Arizona State \$ | N |
| Dec. 30 | L | 54-65 | St. John's \$ | A |

| | | | | |
|---------|---|-------|---------------------|---|
| Jan. 4 | W | 80-64 | Tulane | H |
| Jan. 7 | L | 58-73 | Ole Miss * | H |
| Jan. 11 | W | 73-54 | Georgia Southern | H |
| Jan. 14 | L | 75-76 | Florida * | A |
| Jan. 17 | W | 83-57 | Union | A |
| Jan. 21 | L | 71-74 | LSU * | A |
| Jan. 22 | W | 69-67 | Tulane | A |
| Jan. 25 | L | 71-86 | Alcorn State | A |
| Jan. 30 | W | 70-68 | Florida State | H |
| Feb. 4 | L | 79-91 | Vanderbilt * | H |
| Feb. 8 | W | 77-64 | Mississippi State * | H |
| Feb. 11 | L | 55-56 | Georgia * | A |
| Feb. 17 | L | 84-89 | Kentucky * | A |
| Feb. 22 | L | 44-89 | Auburn * | A |
| Feb. 26 | L | 65-81 | Tennessee * | H |
| March 3 | W | 59-55 | Mississippi State % | N |
| March 4 | L | 61-89 | Tennessee % | N |

! Reser-Sooner Classic (Norman, Okla.)
 @ Lady Golden Eagle Classic (Hattiesburg, Miss.)
 # Lady Herd Classic (Huntington, W. Va.)
 \$ Very Rev. Cahill C.M. Tourn. (Jamaica, N.Y.)
 * Southeastern Conference game
 % SEC Tournament (Albany, Ga.)

1989-90

Record: 16-12 (4-5 SEC/7th)

Coach: Rick Moody

| | | | | |
|---------|---|--------|---------------------|---|
| Nov. 24 | W | 86-59 | Chattanooga ! | N |
| Nov. 25 | W | 102-70 | Georgia State ! | A |
| Nov. 29 | W | 71-64 | Lamar | A |
| Dec. 1 | W | 91-40 | Southern @ | N |
| Dec. 2 | L | 51-71 | Houston @ | A |
| Dec. 6 | L | 76-81 | Florida State | H |
| Dec. 8 | W | 84-65 | Arkansas State # | N |
| Dec. 9 | W | 71-67 | Alcorn State # | N |
| Dec. 13 | W | 65-60 | UAB | H |
| Dec. 16 | W | 60-49 | Alcorn State | H |
| Dec. 28 | W | 75-68 | Western Kentucky \$ | N |
| Dec. 29 | L | 69-74 | Villanova \$ | A |
| Jan. 2 | L | 61-62 | Southeast Louisiana | A |
| Jan. 3 | W | 71-63 | Tulane | A |
| Jan. 6 | L | 41-67 | Ole Miss * | A |
| Jan. 9 | L | 65-70 | Georgia * | H |
| Jan. 15 | W | 67-57 | New Orleans | H |
| Jan. 21 | W | 67-66 | LSU * | H |
| Jan. 24 | W | 84-71 | Florida * | H |
| Jan. 29 | L | 49-66 | Louisiana Tech | H |
| Feb. 3 | L | 74-89 | Vanderbilt * | A |
| Feb. 5 | L | 63-74 | Tennessee Tech | A |
| Feb. 8 | W | 69-63 | Jacksonville State | H |
| Feb. 14 | W | 71-63 | Mississippi State * | A |
| Feb. 17 | L | 58-74 | Kentucky * | H |
| Feb. 21 | W | 71-68 | Auburn * | H |
| Feb. 24 | L | 65-80 | Tennessee * | A |
| March 2 | L | 45-71 | Ole Miss % | N |

! Southern Invitational (Atlanta, Ga.)
 @ Lady Cougar (Houston, Texas)
 # Hawaiian Tropic/Shoney's Classic (Murray, Ky.)
 \$ Havoline Wildcat Christmas Classic (Villanova, Pa.)
 * Southeastern Conference
 % SEC Tournament (Albany, Ga.)

RECORDS & HISTORY

YEAR-BY-YEAR RESULTS

1990-91

Record: 17-12 (3-6 SEC/9th)

Coach: Rick Moody

| | | | | |
|---------|---|--------|------------------------|---|
| Nov. 8 | L | 68-72 | Sweden (Exh.) | H |
| Nov. 23 | L | 62-80 | UNLV | A |
| Nov. 24 | W | 76-61 | San Francisco ! | N |
| Nov. 27 | W | 89-79 | Jacksonville State | H |
| Nov. 30 | W | 106-41 | Tuskegee @ | N |
| Dec. 2 | W | 92-69 | Auburn-Montgomery | H |
| Dec. 7 | W | 96-44 | Delaware State # | N |
| Dec. 8 | W | 77-42 | Morgan State # | N |
| Dec. 15 | W | 78-57 | Auburn-Montgomery | A |
| Dec. 17 | L | 55-67 | New Orleans | A |
| Dec. 20 | L | 62-72 | Lamar \$ | H |
| Dec. 21 | W | 62-21 | Georgia State \$ | H |
| Jan. 3 | L | 57-63 | Louisiana Tech | A |
| Jan. 7 | W | 84-70 | UAB | A |
| Jan. 9 | L | 61-86 | Tennessee * | H |
| Jan. 12 | W | 73-63 | Vanderbilt * | H |
| Jan. 16 | L | 65-88 | Florida State | A |
| Jan. 17 | W | 99-71 | Alabama State | A |
| Jan. 23 | W | 69-57 | Mississippi State * | A |
| Jan. 24 | W | 72-65 | Kentucky * | A |
| Feb. 2 | L | 48-77 | Auburn * | A |
| Feb. 6 | L | 72-78 | Ole Miss * | H |
| Feb. 9 | L | 90-93 | Florida * | A |
| Feb. 13 | W | 105-74 | Alabama State | H |
| Feb. 16 | L | 66-78 | LSU * | A |
| Feb. 20 | L | 47-83 | Georgia * | A |
| Feb. 23 | W | 73-56 | Mississippi State * | H |
| Feb. 26 | W | 77-57 | Southeastern Louisiana | H |
| March 1 | W | 95-75 | Florida % | N |
| March 2 | L | 69-78 | Georgia % | N |

! UNLV 7-Up Desert Classic (Las Vegas, Nev.)

@ Birmingham Civic Center (Birmingham, Ala.)

Radford Invitational (Radford, Va.)

\$ Shoney's Classic (Tuscaloosa, Ala.)

* Southeastern Conference

% SEC Tournament (Albany, Ga.)

1991-92

Record: 23-7 (7-4 SEC/3rd)

NCAA MIDEAST REGIONAL (Second Round)

Coach: Rick Moody

| | | | | |
|---------|---|---------|--------------------------|---|
| Nov. 22 | W | 81-58 | Tulane | A |
| Nov. 26 | W | 103-62 | Alabama State | H |
| Nov. 29 | W | 118-86 | ULM ! | N |
| Nov. 30 | L | 86-91 | DePaul ! | A |
| Dec. 2 | W | 83-74 | Loyola-Chicago | A |
| Dec. 6 | W | 100-80 | Cincinnati @ | N |
| Dec. 7 | W | 101-69 | Middle Tennessee @ | A |
| Dec. 15 | L | 51-94 | Vanderbilt * | A |
| Dec. 17 | W | 97-80 | Austin Peay State | A |
| Dec. 19 | W | 86-60 | Jackson State # | H |
| Dec. 20 | W | 93-80 | Houston # | H |
| Jan. 4 | L | 101-103 | Florida * | H |
| Jan. 8 | W | 92-61 | Mississippi Valley State | A |
| Jan. 11 | W | 80-74 | South Carolina * | A |
| Jan. 13 | W | 114-90 | Appalachian State | A |
| Jan. 18 | W | 80-72 | LSU * | H |
| Jan. 26 | L | 72-82 | Tennessee * | A |
| Jan. 28 | W | 86-77 | Xavier | A |
| Feb. 1 | W | 78-72 | Kentucky * | H |
| Feb. 6 | W | 85-66 | Alabama State | A |
| Feb. 8 | W | 69-66 | Mississippi State * | H |

| | | | | |
|----------|---|--------|--------------------------|---|
| Feb. 12 | W | 72-69 | Auburn * | H |
| Feb. 15 | L | 59-72 | Ole Miss * | A |
| Feb. 20 | W | 100-75 | Oral Roberts | H |
| Feb. 22 | W | 80-76 | Arkansas * | A |
| Feb. 24 | W | 110-51 | Mississippi Valley State | H |
| Feb. 29 | W | 105-81 | Georgia * | H |
| March 6 | L | 87-95 | Kentucky \$ | N |
| March 18 | W | 100-87 | Tennessee Tech % | H |
| March 21 | L | 68-98 | Western Kentucky ^ | A |

! DePaul Coopers & Lybrand Classic (Chicago, Ill.)

@ MTSU Garden Plaza Classic (Murfreesboro, Tenn.)

Alabama Shoney's Inn Classic (Tuscaloosa, Ala.)

* Southeastern Conference

\$ SEC Tournament (Albany, Ga.)

% NCAA Mideast Subregional (Tuscaloosa, Ala.)

^ NCAA Mideast Subregional (Bowling Green, Ky.)

1992-93

Record: 22-9 (6-5 SEC/5th)

NCAA MIDEAST REGIONAL (Second Round)

Coach: Rick Moody

| | | | | |
|----------|---|---------------------|------------------------------|---|
| Dec. 1 | L | 76-92 | Athletes in Action (Exh.) | H |
| Dec. 4 | W | 91-71 | Delta State ! | N |
| Dec. 5 | L | 72-93 | Louisiana Tech ! | A |
| Dec. 13 | L | 70-87 | Vanderbilt * | H |
| Dec. 15 | W | 111-79 | Austin Peay | H |
| Dec. 18 | W | 117-51 | Grambling State @ | H |
| Dec. 19 | L | 68-79 | Clemson @ | H |
| Dec. 29 | W | 103-101 | Georgia Tech ^{OT} # | N |
| Dec. 30 | W | 71-64 | St. Joseph's # | A |
| Jan. 2 | L | 75-81 | Florida * | A |
| Jan. 5 | W | 95-76 | Xavier | H |
| Jan. 9 | W | 82-67 | South Carolina * | H |
| Jan. 16 | W | 74-69 | LSU * | A |
| Jan. 18 | W | 94-65 | South Alabama | A |
| Jan. 21 | W | 91-69 | Mercer | A |
| Jan. 23 | L | 74-86 | Tennessee * | H |
| Jan. 26 | W | 90-74 | Tulane | H |
| Jan. 31 | L | 73-77 | Kentucky * | A |
| Feb. 3 | W | 107-64 | Loyola-Chicago | H |
| Feb. 6 | W | 102-89 | Mississippi State * | A |
| Feb. 8 | W | 94-64 | Appalachian State | H |
| Feb. 13 | W | 93-74 | Ole Miss * | H |
| Feb. 17 | L | 67-93 | Auburn * | A |
| Feb. 20 | W | 66-56 | Arkansas * | H |
| Feb. 25 | W | 122-52 | Oral Roberts | H |
| Feb. 28 | W | 67-50 | Georgia * | A |
| March 1 | W | 80-57 | Alabama State | A |
| March 5 | W | 106-86 | LSU % | N |
| March 6 | W | 88-73 | Florida % | N |
| March 7 | L | 72-76 | Georgia % | N |
| March 17 | W | 102-70 | Georgia Southern ^ | H |
| March 21 | L | 73-74 ^{OT} | North Carolina & | A |

! Louisiana Tech Dial Classic (Ruston, La.)

@ Alabama's Shoney's Classic (Tuscaloosa, Ala.)

St. Joseph's Texaco/Hawk Classic (Philadelphia, Pa.)

* Southeastern Conference

% SEC Tournament (Chattanooga, Tenn.)

^ NCAA Mideast Subregional (Tuscaloosa, Ala.)

& NCAA Mideast Subregional (Chapel Hill, N.C.)

1993-94

Record: 26-7 (7-4 SEC/4th)

NCAA MIDWEST REGIONAL (Final Four)

Coach: Rick Moody

| | | | | |
|----------|---|--------|---------------------------|---|
| Nov. 17 | W | 69-63 | Levski-Totel (Exh.) | H |
| Nov. 24 | W | 91-87 | Athletes in Action (Exh.) | H |
| Nov. 26 | W | 82-62 | Eastern Washington ! | N |
| Nov. 27 | W | 99-57 | Iowa State ! | A |
| Dec. 3 | W | 98-31 | Coppin State @ | H |
| Dec. 4 | W | 81-50 | Grambling State @ | H |
| Dec. 8 | W | 86-65 | East Tennessee State | A |
| Dec. 11 | W | 99-77 | Louisiana Tech | H |
| Dec. 29 | W | 107-53 | Eastern Carolina # | N |
| Dec. 30 | L | 83-89 | North Carolina # | N |
| Dec. 31 | W | 87-33 | Florida State # | N |
| Jan. 5 | W | 70-57 | Georgia * | H |
| Jan. 7 | W | 79-68 | Illinois | A |
| Jan. 9 | L | 73-77 | Vanderbilt * | A |
| Jan. 12 | W | 119-43 | Troy | A |
| Jan. 16 | L | 75-80 | Florida * | H |
| Jan. 18 | W | 101-46 | Mercer | H |
| Jan. 22 | W | 94-77 | South Carolina * | A |
| Jan. 26 | W | 92-54 | South Alabama | H |
| Jan. 30 | W | 91-74 | LSU * | H |
| Feb. 2 | L | 75-82 | Arkansas * | A |
| Feb. 5 | L | 69-85 | Tennessee * | A |
| Feb. 13 | W | 96-82 | Kentucky * | H |
| Feb. 16 | W | 84-71 | Auburn * | H |
| Feb. 19 | W | 68-55 | Mississippi State * | H |
| Feb. 23 | W | 98-56 | Alabama State | H |
| Feb. 26 | W | 76-64 | Ole Miss * | A |
| Feb. 28 | W | 101-66 | Troy | H |
| March 4 | W | 86-84 | Ole Miss ^{OT} \$ | N |
| March 6 | L | 56-72 | Tennessee \$ | N |
| March 13 | W | 96-86 | Oregon State % | H |
| March 20 | W | 84-78 | Iowa % | H |
| March 25 | W | 73-68 | Texas Tech ^ | N |
| March 26 | W | 96-82 | Penn State ^ | N |
| April 2 | L | 66-69 | Louisiana Tech & | N |

! Iowa State Cyclone Classic (Des Moines, Iowa)

@ Alabama's Shoney's Classic (Tuscaloosa, Ala.)

UCF Holiday Classic (Orlando, Fla.)

* Southeastern Conference

\$ SEC Tournament (Chattanooga, Tenn.)

% NCAA Midwest Subregional (Tuscaloosa, Ala.)

^ Midwest Regional (Austin, Texas)

& NCAA Final Four (Richmond, Va.)

1994-95

Record: 22-9 (7-4 SEC/T-4th)

NCAA EAST REGIONAL (Sweet 16)

Coach: Rick Moody

| | | | | |
|---------|---|--------|---------------------------|---|
| Nov. 12 | W | 103-91 | Uralmash, Russia (Exh.) | H |
| Nov. 22 | W | 67-42 | Athletes in Action (Exh.) | H |
| Nov. 25 | W | 73-57 | Villanova ! | H |
| Nov. 26 | W | 90-70 | Grambling State ! | H |
| Dec. 2 | W | 74-62 | Colorado State @ | N |
| Dec. 3 | W | 105-87 | Notre Dame @ | N |
| Dec. 6 | W | 93-79 | Arkansas * | H |
| Dec. 9 | W | 102-50 | Lamar # | N |
| Dec. 10 | W | 99-62 | Texas-Arlington # | A |
| Dec. 19 | W | 99-70 | Middle Tennessee | H |
| Dec. 28 | L | 76-79 | San Diego State \$ | N |
| Dec. 29 | W | 119-46 | UNC Asheville \$ | N |
| Jan. 3 | W | 102-64 | East Tennessee State | H |

RECORDS & HISTORY

YEAR-BY-YEAR RESULTS

| | | | | |
|----------|---|---------|-----------------------|---|
| Jan. 5 | L | 73-75 | Maine | A |
| Jan. 8 | W | 71-63 | Vanderbilt * | H |
| Jan. 10 | W | 84-47 | Illinois | H |
| Jan. 15 | L | 88-97 | Florida * | A |
| Jan. 18 | L | 67-91 | Georgia * | A |
| Jan. 22 | W | 85-62 | South Carolina * | H |
| Jan. 28 | L | 70-86 | Auburn * | A |
| Jan. 31 | W | 90-60 | LSU * | A |
| Feb. 5 | W | 95-63 | Central Florida | H |
| Feb. 7 | L | 44-95 | Tennessee * | H |
| Feb. 11 | L | 56-72 | Louisiana Tech | A |
| Feb. 18 | W | 68-62 | Kentucky * | A |
| Feb. 25 | W | 76-55 | Mississippi State * | A |
| Feb. 27 | W | 84-78 | Ole Miss * | H |
| March 1 | W | 94-60 | Tennessee State | H |
| March 4 | W | 86-72 | Arkansas % | N |
| March 5 | L | 70-84 | Tennessee % | N |
| March 16 | W | 82-55 | Mount St. Mary's ^ | H |
| March 18 | W | 121-120 | Duke ^{40T} ^ | H |
| March 23 | L | 56-87 | Connecticut & | A |

! UA/Sheraton Capstone Inn Classic (Tuscaloosa, Ala.)
 @ UC-Irvine Newport Marriott Classic (Irvine, Calif.)
 # UT-Arlington Country Suites Classic (Arlington, Texas)
 \$ St. Joseph's Redman Christmas Inv. (Jamaica, N.Y.)
 * Southeastern Conference
 % SEC Tournament (Chattanooga, Tenn.)
 ^ NCAA East Subregional (Tuscaloosa, Ala.)
 & NCAA East Regional (Storrs, Conn.)

1995-96

Record: 24-8 (7-4 SEC/3rd)
NCAA WEST REGIONAL (Sweet 16)
Coach: Rick Moody

| | | | | |
|----------|---|--------|--------------------------------|---|
| Nov. 13 | W | 94-36 | Victoria All-Stars (Exh.) | H |
| Nov. 17 | W | 84-80 | Athletes in Action (Exh.) | H |
| Nov. 24 | W | 87-58 | Central Florida ! | H |
| Nov. 25 | W | 79-43 | Maine ! | H |
| Dec. 2 | W | 95-64 | East Tennessee State | A |
| Dec. 3 | W | 85-57 | Richmond @ | A |
| Dec. 8 | L | 67-81 | Connecticut @ | N |
| Dec. 9 | W | 92-62 | Jackson State # | N |
| Dec. 17 | W | 68-53 | Middle Tennessee # | A |
| Dec. 18 | L | 83-89 | Georgia * | H |
| Dec. 18 | W | 94-35 | Bethune Cookman | H |
| Dec. 21 | W | 89-62 | UNC Greensboro \$ | N |
| Dec. 22 | W | 73-52 | Vermont \$ | A |
| Dec. 28 | W | 71-62 | Oklahoma % | N |
| Dec. 28 | W | 70-64 | Western Kentucky % | N |
| Jan. 4 | W | 92-85 | Arkansas ^{OT} * | A |
| Jan. 7 | L | 55-65 | Ole Miss * | A |
| Jan. 13 | W | 97-64 | Mississippi State * | H |
| Jan. 16 | W | 74-69 | Northwestern State | A |
| Jan. 20 | W | 66-51 | Kentucky * | A |
| Jan. 24 | W | 69-67 | Auburn * | H |
| Jan. 28 | L | 69-81 | Tennessee * | A |
| Jan. 31 | W | 105-42 | Alabama State | H |
| Feb. 3 | W | 86-60 | LSU * | H |
| Feb. 13 | L | 58-75 | Auburn * | A |
| Feb. 17 | W | 73-54 | Florida * | A |
| Feb. 19 | L | 59-73 | Vanderbilt * | A |
| Feb. 22 | W | 75-68 | South Carolina ^{OT} * | A |
| March 2 | W | 65-59 | Auburn ^ | N |
| March 3 | W | 86-70 | LSU ^ | N |
| March 4 | L | 60-64 | Tennessee ^ | N |
| March 15 | W | 95-66 | Appalachian State & | H |
| March 17 | W | 88-68 | N.C. State & | H |

| | | | | |
|----------|---|-------|--------------------------|---|
| March 23 | L | 76-78 | Stanford ^{OT} + | N |
|----------|---|-------|--------------------------|---|

! UA Sheraton Capstone Inn Classic (Tuscaloosa, Ala.)
 @ Richmond's Central Fidelity Inv. (Richmond, Va.)
 # Garden Plaza/Lady Raider Classic (Murfreesboro, Tenn.)
 \$ Vermont's Howard Bank Classic (Burlington, Vt.)
 % Junkanoo Shootout (Nassau, Bahamas)
 * Southeastern Conference
 ^ SEC Tournament (Chattanooga, Tenn.)
 & NCAA West Subregional (Tuscaloosa, Ala.)
 + NCAA West Regional (Seattle, Wash.)

1996-97

Record: 25-7 (10-2 SEC/2nd)
NCAA EAST REGIONAL (Sweet 16)
Coach: Rick Moody

| | | | | |
|----------|---|--------|-----------------------------|---|
| Nov. 14 | W | 116-45 | Byelorussia (Exh.) | H |
| Nov. 17 | L | 65-74 | Stanford | A |
| Nov. 21 | W | 71-53 | Athletes in Action (Exh.) | H |
| Nov. 28 | W | 102-74 | Arizona State ! | N |
| Nov. 29 | W | 88-32 | Puerto Rico-Mayaguez ! | A |
| Nov. 30 | L | 81-91 | North Carolina State ! | N |
| Dec. 6 | W | 62-37 | Jackson State @ | H |
| Dec. 7 | W | 85-44 | Lynn @ | H |
| Dec. 18 | W | 89-44 | Akron # | N |
| Dec. 19 | W | 68-47 | Penn State # | N |
| Dec. 20 | W | 88-74 | North Carolina # | N |
| Dec. 27 | W | 70-67 | Grambling State \$ | N |
| Dec. 29 | W | 73-43 | Miami \$ | A |
| Jan. 2 | W | 70-65 | Oral Roberts | H |
| Jan. 5 | W | 88-60 | Ole Miss * | H |
| Jan. 7 | W | 68-65 | Auburn * | A |
| Jan. 10 | W | 72-52 | Mississippi State * | A |
| Jan. 15 | W | 68-64 | Georgia * | A |
| Jan. 17 | W | 101-67 | Oral Roberts | A |
| Jan. 22 | W | 78-62 | Kentucky % * | H |
| Jan. 26 | L | 60-63 | Tennessee * | H |
| Jan. 27 | W | 78-44 | Jackson State | H |
| Feb. 1 | L | 74-84 | LSU * | A |
| Feb. 6 | W | 102-61 | Arkansas * | H |
| Feb. 9 | W | 87-38 | South Carolina * | H |
| Feb. 11 | W | 89-57 | Auburn * | H |
| Feb. 16 | W | 86-81 | Florida * | A |
| Feb. 18 | L | 67-69 | UNC-Charlotte ^{OT} | A |
| Feb. 23 | W | 70-60 | Vanderbilt * | H |
| March 1 | W | 85-63 | Arkansas ^ | N |
| March 2 | L | 72-83 | Florida ^ | N |
| March 4 | W | 94-50 | Saint Francis & | H |
| March 16 | W | 61-52 | St. Joseph's & | H |
| March 22 | L | 71-87 | Notre Dame + | N |

! San Juan Shootout (San Juan, Puerto Rico)
 @ Alabama Sheraton Capstone Inn Classic (Tuscaloosa, Ala.)
 # CellularOne Beach Classic (Myrtle Beach, S.C.)
 \$ Miami's Holiday Classic (Miami, Fla.)
 % Cincinnati, Ohio
 * Southeastern Conference
 ^ SEC Tournament (Chattanooga, Tenn.)
 & NCAA East Subregional (Tuscaloosa, Ala.)
 + NCAA East Regional (Columbia, S.C.)

1997-98

Record: 24-10 (10-4 SEC/T-2nd)
NCAA MIDWEST REGIONAL (Sweet 16)
Coach: Rick Moody

| | | | | |
|--------|---|-------|-------------------------|---|
| Nov. 5 | W | 82-55 | Baltic All-Stars (Exh.) | H |
|--------|---|-------|-------------------------|---|

| | | | | |
|----------|---|--------|---------------------------------|---|
| Nov. 10 | W | 88-68 | B.C. Shelen (Exh.) | H |
| Nov. 14 | W | 91-41 | Furman ! | H |
| Nov. 16 | L | 66-74 | Nebraska ! | A |
| Nov. 28 | W | 91-62 | Marshall @ | N |
| Nov. 29 | L | 58-61 | Iowa State @ | N |
| Nov. 30 | W | 77-70 | Indiana @ | N |
| Dec. 2 | W | 104-43 | Samford | H |
| Dec. 6 | W | 94-53 | Akron | H |
| Dec. 17 | L | 87-89 | Stephen F. Austin # | N |
| Dec. 18 | W | 74-49 | Elon # | N |
| Dec. 21 | L | 62-70 | Florida * | A |
| Dec. 28 | W | 79-70 | Boston College ^{OT} \$ | N |
| Dec. 29 | L | 69-74 | St. Joseph's ^{OT} \$ | A |
| Jan. 4 | W | 82-62 | South Carolina * | A |
| Jan. 7 | W | 62-46 | Auburn * | H |
| Jan. 11 | L | 92-102 | Arkansas ^{OT} * | A |
| Jan. 14 | W | 82-62 | Ole Miss * | A |
| Jan. 18 | W | 85-69 | Mississippi State * | H |
| Jan. 20 | W | 74-68 | Northwestern State | A |
| Jan. 24 | W | 62-56 | Kentucky * | H |
| Jan. 29 | W | 67-54 | LSU * | A |
| Feb. 1 | L | 66-73 | Tennessee * | A |
| Feb. 3 | W | 73-51 | LSU * | H |
| Feb. 5 | W | 74-50 | Charlotte | H |
| Feb. 8 | W | 90-77 | Georgia * | H |
| Feb. 11 | W | 62-45 | Auburn * | A |
| Feb. 14 | W | 73-51 | Florida * | H |
| Feb. 18 | W | 87-48 | Georgia Southern | A |
| Feb. 22 | L | 79-81 | Vanderbilt * | A |
| Feb. 27 | W | 92-72 | South Carolina % | N |
| Feb. 28 | W | 74-61 | Florida % | N |
| March 1 | L | 63-67 | Tennessee % | N |
| March 13 | W | 94-46 | UNC Greensboro ^ | H |
| March 15 | W | 75-74 | UCLA ^ | H |
| March 21 | L | 57-71 | Louisiana Tech & | N |

! Preseason WNIT
 @ Rainbow Wahine Invitational (Honolulu, Hawai'i)
 # L'eggs Classic (Las Cruces, N.M.)
 \$ Corestates Hawk Classic (Philadelphia, Pa.)
 * Southeastern Conference
 % SEC Tournament (Columbus, Ga.)
 ^ NCAA Midwest Subregional (Tuscaloosa, Ala.)
 & NCAA Midwest Regional (Lubbock, Texas)

1998-99

Record: 20-11 (7-7 SEC/T-5th)
NCAA MIDWEST REGIONAL (Second Round)
Coach: Rick Moody

| | | | | |
|---------|---|--------|---------------------------|---|
| Nov. 6 | W | 107-78 | Miss. All-Stars (Exh.) | H |
| Nov. 10 | W | 79-66 | Athletes in Action (Exh.) | H |
| Nov. 13 | W | 93-65 | Northwestern State | H |
| Nov. 15 | W | 72-40 | Georgia Southern | H |
| Nov. 19 | W | 96-52 | Samford | A |
| Nov. 27 | W | 77-31 | New Mexico State ! | N |
| Nov. 28 | W | 87-67 | DePaul ! | A |
| Dec. 1 | W | 96-55 | South Alabama | A |
| Dec. 5 | W | 79-68 | Old Dominion @ | N |
| Dec. 6 | L | 73-77 | Penn State @ | N |
| Dec. 10 | L | 71-77 | Florida * | H |
| Dec. 13 | W | 97-80 | UAB # | N |
| Dec. 20 | L | 75-90 | North Carolina \$ | N |
| Dec. 29 | W | 92-71 | TCU % | N |
| Dec. 30 | W | 65-56 | St. Peter's % | A |
| Jan. 3 | L | 70-85 | Georgia * | A |
| Jan. 7 | L | 69-73 | Auburn * | A |
| Jan. 14 | W | 78-51 | Ole Miss * | H |

RECORDS & HISTORY

YEAR-BY-YEAR RESULTS

| | | | | |
|----------|---|--------|---------------------|---|
| Jan. 17 | W | 75-59 | Mississippi State * | A |
| Jan. 24 | L | 72-76 | Kentucky * | A |
| Jan. 28 | W | 71-66 | LSU * | H |
| Jan. 31 | L | 73-85 | Tennessee * | H |
| Feb. 3 | L | 50-75 | LSU * | A |
| Feb. 7 | W | 87-73 | South Carolina * | H |
| Feb. 11 | W | 72-57 | Auburn * | H |
| Feb. 15 | W | 75-73 | Florida * | A |
| Feb. 18 | L | 73-77 | Arkansas * | H |
| Feb. 21 | W | 102-59 | Vanderbilt * | H |
| Feb. 25 | W | 82-71 | South Carolina ^ | N |
| Feb. 26 | W | 76-72 | Auburn ^ | N |
| Feb. 27 | L | 69-80 | Tennessee ^ | N |
| March 12 | W | 80-68 | Grambling State & | N |
| March 14 | L | 56-70 | North Carolina & | A |

! Moran Realty Classic (Chicago, Ill.)

@ Wachovia Women's Invitational (Richmond, Va.)

Hardwood Classic (Birmingham, Ala.)

\$ ACC-SEC Challenge (Myrtle Beach, S.C.)

% St. Peter's Holiday Classic (Jersey City, N.J.)

* Southeastern Conference

^ SEC Tournament (Chattanooga, Tenn.)

& NCAA Midwest Subregional (Chapel Hill, N.C.)

1999-2000

Record: 15-14 (5-9 SEC/T-8th)
WNIT (First Round)
Coach: Rick Moody

| | | | | |
|----------|---|-------|--------------------------|---|
| Nov. 2 | W | 94-82 | Miss. All-Stars (Exh.) | H |
| Nov. 10 | W | 76-67 | Slovan Bratislava (Exh.) | H |
| Nov. 19 | W | 77-50 | St. John's ! | N |
| Nov. 20 | L | 72-73 | Michigan State ! | A |
| Nov. 23 | W | 88-51 | Samford | H |
| Nov. 26 | W | 63-60 | Kansas State @ | N |
| Nov. 27 | W | 87-77 | Drake @ | N |
| Nov. 30 | W | 82-54 | South Alabama | H |
| Dec. 2 | L | 69-81 | Tulane | A |
| Dec. 5 | W | 82-62 | Akron | A |
| Dec. 11 | W | 76-51 | Alabama A&M | H |
| Dec. 20 | W | 84-69 | Missouri-Kansas City # | N |
| Dec. 21 | W | 61-59 | St. Mary's # | A |
| Dec. 29 | L | 57-77 | Memphis | A |
| Jan. 6 | W | 84-58 | Belmont | H |
| Jan. 9 | L | 62-71 | Georgia * | H |
| Jan. 13 | L | 51-69 | Auburn * | A |
| Jan. 20 | W | 69-67 | Ole Miss * | A |
| Jan. 23 | L | 65-85 | Mississippi State * | H |
| Jan. 27 | W | 68-67 | Kentucky * | H |
| Jan. 30 | W | 69-67 | Ole Miss * | H |
| Feb. 3 | L | 62-66 | Arkansas * | A |
| Feb. 6 | L | 47-65 | Tennessee * | A |
| Feb. 10 | W | 72-68 | LSU * | H |
| Feb. 13 | L | 59-69 | Auburn * | H |
| Feb. 17 | W | 69-67 | South Carolina * | A |
| Feb. 20 | L | 63-68 | Vanderbilt * | H |
| Feb. 24 | L | 37-72 | Georgia * | A |
| Feb. 27 | L | 60-84 | Florida * | A |
| March 2 | L | 63-67 | Kentucky \$ | N |
| March 16 | L | 68-70 | Chattanooga % | A |

! Felpausch/MSU Holiday Classic (East Lansing, Mich.)

@ Torneo Cancun de Basquetbol (Cancun, Mexico)

St. Mary's Christmas Classic (Moraga, Calif.)

* Southeastern Conference

\$ SEC Tournament (Chattanooga, Tenn.)

% WNIT

2000-01

Record: 19-12 (5-9 SEC/T-8th)
WNIT (Second Round)
Coach: Rick Moody

| | | | | |
|----------|---|-------|---------------------|---|
| Nov. 17 | W | 66-42 | Samford | A |
| Nov. 22 | W | 64-63 | Tulane | H |
| Nov. 24 | W | 76-63 | California ! | N |
| Nov. 25 | W | 73-43 | Illinois-Chicago ! | A |
| Nov. 28 | W | 53-46 | South Alabama | A |
| Dec. 2 | W | 70-67 | Belmont | A |
| Dec. 6 | W | 65-55 | Memphis | H |
| Dec. 10 | W | 54-53 | Michigan State | H |
| Dec. 20 | W | 66-56 | Creighton @ | N |
| Dec. 21 | L | 54-58 | Oklahoma State OT @ | N |
| Dec. 29 | W | 74-62 | UMass # | N |
| Dec. 31 | W | 86-77 | St. Peter's OT # | A |
| Jan. 4 | W | 74-41 | Alabama A&M | H |
| Jan. 7 | L | 41-96 | Georgia * | A |
| Jan. 11 | W | 60-53 | Auburn * | H |
| Jan. 14 | L | 67-82 | South Carolina * | H |
| Jan. 18 | L | 57-65 | Ole Miss * | H |
| Jan. 21 | W | 65-62 | Mississippi State * | A |
| Jan. 25 | L | 64-71 | Kentucky * | A |
| Jan. 28 | W | 67-64 | Ole Miss * | A |
| Feb. 1 | W | 74-69 | Arkansas * | H |
| Feb. 4 | L | 75-97 | Tennessee * | H |
| Feb. 8 | L | 58-74 | LSU * | A |
| Feb. 11 | W | 61-60 | Auburn * | A |
| Feb. 18 | L | 56-68 | Vanderbilt * | A |
| Feb. 22 | L | 48-71 | Georgia * | H |
| Feb. 25 | L | 62-74 | Florida * | H |
| March 1 | W | 59-55 | Auburn \$ | N |
| March 2 | L | 52-82 | Tennessee \$ | N |
| March 15 | W | 77-67 | Memphis % | H |
| March 18 | L | 72-84 | UAB % | A |

! UIC Thanksgiving Tournament (Chicago, Ill.)

@ SunSplash Shootout (Nassau, Bahamas)

St. Peter's Holiday Classic (Jersey City, N.J.)

* Southeastern Conference

\$ SEC Tournament (Memphis, Tenn.)

% WNIT

2001-02

Record: 19-12 (7-7 SEC/T-7th)
WNIT (Quarterfinals)
Coach: Rick Moody

| | | | | |
|---------|---|---------|-----------------------------|---|
| Nov. 5 | W | 84-77 | Basketball Travelers (Exh.) | H |
| Nov. 11 | L | 101-109 | Sports International (Exh.) | H |
| Nov. 16 | W | 96-44 | Samford | H |
| Nov. 20 | W | 101-58 | Troy | H |
| Nov. 23 | W | 90-89 | Louisville ! | N |
| Nov. 24 | L | 79-81 | Pepperdine ! | A |
| Nov. 27 | W | 73-38 | Birmingham-Southern | A |
| Dec. 2 | L | 75-78 | Providence | A |
| Dec. 5 | L | 84-89 | Alabama State | A |
| Dec. 9 | W | 63-61 | South Alabama | H |
| Dec. 18 | W | 72-53 | Jacksonville State | A |
| Dec. 21 | W | 85-69 | SMU @ | N |
| Dec. 22 | W | 71-56 | Maryland @ | N |
| Dec. 29 | W | 66-65 | UMass # | N |
| Dec. 30 | W | 70-61 | Villanova # | A |
| Jan. 6 | L | 62-63 | Kentucky * | H |
| Jan. 10 | W | 84-70 | Arkansas * | A |
| Jan. 13 | L | 77-83 | Florida * | A |
| Jan. 17 | L | 46-69 | Vanderbilt * | H |

| | | | | |
|----------|---|-------|---------------------|---|
| Jan. 20 | L | 57-82 | Tennessee * | A |
| Jan. 24 | W | 78-70 | Auburn * | H |
| Jan. 27 | W | 61-58 | Kentucky * | A |
| Feb. 3 | L | 70-72 | Arkansas * | H |
| Feb. 7 | W | 92-86 | Mississippi State * | H |
| Feb. 10 | W | 60-57 | Auburn * | A |
| Feb. 14 | L | 54-69 | South Carolina * | A |
| Feb. 17 | W | 86-69 | Ole Miss * | H |
| Feb. 21 | L | 62-73 | Georgia * | A |
| Feb. 24 | W | 82-73 | LSU * | H |
| Feb. 28 | L | 60-64 | Georgia \$ | N |
| March 13 | W | 68-67 | Missouri ^ | A |
| March 17 | W | 99-77 | Eastern Kentucky ^ | A |
| March 19 | L | 61-79 | Michigan State ^ | A |

! Pepperdine Thanksgiving Classic (Malibu, Calif.)

@ Torneo Cancun de Basquetbol (Cancun, Mexico)

PNC Wildcat Classic (Villanova, Penn.)

* Southeastern Conference

\$ SEC Tournament (Nashville, Tenn.)

^ WNIT

2002-03

Record: 13-15 (3-11 SEC/10th)
Coach: Rick Moody

| | | | | |
|---------|---|--------|----------------------------|---|
| Nov. 12 | L | 72-78 | Premier Players (Exh.) | H |
| Nov. 17 | W | 102-50 | Berry (Exh.) | H |
| Nov. 22 | W | 68-46 | Samford | A |
| Nov. 26 | W | 75-58 | Birmingham-Southern | H |
| Nov. 29 | W | 61-56 | UT-San Antonio ! | A |
| Nov. 30 | W | 69-56 | Stephen F. Austin ! | N |
| Dec. 3 | W | 72-56 | Providence | H |
| Dec. 7 | W | 67-64 | Liberty @ | N |
| Dec. 8 | L | 72-81 | East Carolina @ | A |
| Dec. 16 | W | 80-72 | Illinois-Chicago | H |
| Dec. 18 | L | 57-79 | South Alabama | A |
| Dec. 21 | W | 70-59 | BYU # | N |
| Dec. 29 | W | 89-64 | Bucknell \$ | N |
| Dec. 30 | W | 62-57 | St. Peter's \$ | A |
| Jan. 4 | L | 62-68 | Houston | A |
| Jan. 12 | L | 55-59 | Kentucky * | A |
| Jan. 16 | L | 45-88 | Tennessee (5/5)* | H |
| Jan. 19 | L | 61-65 | Auburn * | A |
| Jan. 23 | L | 47-77 | Georgia (24/24)* | H |
| Jan. 26 | W | 81-70 | Ole Miss * | A |
| Jan. 30 | L | 56-72 | Mississippi State (13/12)* | A |
| Feb. 2 | L | 58-59 | Arkansas (12/11)* | H |
| Feb. 6 | L | 69-80 | Vanderbilt (18/19)* | A |
| Feb. 9 | L | 34-48 | South Carolina (16/15)* | H |
| Feb. 13 | L | 43-85 | LSU (4/4)* | A |
| Feb. 16 | W | 69-65 | Florida * | H |
| Feb. 23 | L | 71-73 | Kentucky 2OT * | H |
| Feb. 27 | W | 67-62 | Auburn * | H |
| March 2 | L | 57-68 | Arkansas (21/19)* | A |
| March 6 | L | 48-53 | Arkansas (23/21)% | N |

! Hampton Inn Six Flags/UTSA Classic (San Antonio, Texas)

@ US Cellular Invitational (Greenville, N.C.)

Triple Crown Sports Classic (Albuquerque, N.M.)

\$ St. Peter's Holiday Classic (Jersey City, N.J.)

* Southeastern Conference

% SEC Tournament (Little Rock, Ark.)

YEAR-BY-YEAR RESULTS

2003-04

Record: 12-16 (4-10 SEC/10th)

Coach: Rick Moody

| | | | | |
|---------|---|--------|-----------------------------------|---|
| Nov. 9 | W | 98-66 | Berry (Exh.) | H |
| Nov. 18 | L | 60-71 | Premier Players (Exh.) | H |
| Nov. 24 | W | 76-74 | Michigan ^{OT} | A |
| Nov. 28 | L | 56-77 | Boston College ! | A |
| Nov. 29 | W | 84-66 | Long Beach State ! | A |
| Dec. 2 | W | 81-52 | Jacksonville State | H |
| Dec. 5 | W | 76-63 | Texas-San Antonio | H |
| Dec. 7 | L | 51-68 | No. 23/19 Virginia Tech | H |
| Dec. 15 | W | 83-61 | Tennessee Tech | H |
| Dec. 18 | W | 77-44 | Bethune-Cookman @ | N |
| Dec. 19 | W | 63-41 | Central Florida @ | A |
| Dec. 21 | L | 55-61 | Florida International | A |
| Dec. 29 | W | 77-55 | Santa Clara | A |
| Jan. 3 | L | 70-76 | Houston | H |
| Jan. 8 | L | 61-65 | Middle Tennessee ^{OT} | A |
| Jan. 11 | W | 74-71 | South Carolina * | H |
| Jan. 15 | W | 67-62 | Ole Miss * | H |
| Jan. 18 | L | 51-72 | No. 5/5 Tennessee * | A |
| Jan. 22 | L | 61-70 | No. 22/NR Auburn * | A |
| Jan. 25 | L | 57-65 | Mississippi State * | H |
| Jan. 29 | L | 69-76 | Florida * | A |
| Feb. 1 | L | 68-71 | No. 19/17 Georgia * | A |
| Feb. 5 | L | 68-103 | No. 14/16 LSU * | H |
| Feb. 8 | W | 81-68 | Vanderbilt * | H |
| Feb. 12 | L | 51-77 | South Carolina * | A |
| Feb. 15 | W | 68-65 | Arkansas * | H |
| Feb. 22 | L | 59-62 | Kentucky * | A |
| Feb. 26 | L | 40-72 | No. 18/20 Auburn * | H |
| Feb. 29 | L | 78-81 | Mississippi State ^{OT} * | A |
| March 4 | L | 56-63 | Ole Miss # | N |

! Coors Rocky Mountain Invitational (Fort Collins, Colo.)

@ UCF Classic (Orlando, Fla.)

* Southeastern Conference

SEC Tournament (Nashville, Tenn.)

2004-05

Record: 14-15 (4-10 SEC/9th)

Coach: Rick Moody

| | | | | |
|---------|---|-------|--------------------------|---|
| Nov. 9 | W | 93-75 | EA Sports (Exh.) | H |
| Nov. 19 | W | 81-79 | Michigan ^{OT} | H |
| Nov. 22 | W | 80-66 | Middle Tennessee | H |
| Nov. 26 | W | 81-66 | Columbia ! | A |
| Nov. 27 | W | 76-56 | Washington ! | A |
| Dec. 4 | L | 59-72 | Virginia Tech | A |
| Dec. 7 | W | 74-55 | UAB | H |
| Dec. 11 | W | 62-59 | Tennessee Tech | A |
| Dec. 18 | L | 52-71 | No. 25/25 Kansas State @ | A |
| Dec. 21 | W | 71-62 | Alabama A&M | H |
| Dec. 29 | L | 59-67 | Deleware # | A |
| Dec. 30 | W | 78-60 | Yale # | A |
| Jan. 3 | W | 60-54 | Florida International | H |
| Jan. 5 | L | 83-86 | South Dakota State | H |
| Jan. 9 | W | 69-39 | Kentucky * | H |
| Jan. 13 | L | 77-84 | Mississippi State * | A |
| Jan. 16 | L | 51-76 | No. 3/2 LSU * | A |
| Jan. 20 | W | 75-62 | South Carolina * | H |
| Jan. 23 | L | 43-59 | Auburn * | A |
| Jan. 30 | W | 72-61 | Mississippi State * | H |
| Feb. 3 | L | 63-72 | No. 18/19 Georgia * | H |
| Feb. 6 | W | 77-66 | Florida * | H |
| Feb. 10 | L | 68-83 | Arkansas * | A |
| Feb. 13 | L | 54-68 | Ole Miss * | A |

| | | | | |
|---------|---|-------|------------------------|---|
| Feb. 17 | L | 63-74 | Auburn * | H |
| Feb. 20 | L | 57-66 | South Carolina * | A |
| Feb. 24 | L | 53-64 | No. 20/19 Vanderbilt * | A |
| Feb. 27 | L | 81-94 | No. 5/5 Tennessee * | H |
| March 3 | W | 62-58 | Florida \$ | N |
| March 4 | L | 59-60 | No. 1/1 LSU \$ | N |

! Seattle Times Classic (Seattle, Wash.)

@ Triple Crown Sports Classic (Springfield, Mo.)

Christmas City Classic (Bethlehem, Pa.)

* Southeastern Conference

\$ SEC Tournament (Greenville, S.C.)

2005-06

Record: 9-19 (3-11 SEC/11th)

Coach: Stephany Smith

| | | | | |
|---------|---|-------|------------------------|---|
| Nov. 5 | W | 69-46 | West Alabama (Exh.) | H |
| Nov. 11 | W | 76-57 | Henderson State (Exh.) | H |
| Nov. 18 | L | 52-56 | Washington | H |
| Nov. 21 | W | 77-71 | Santa Clara | H |
| Nov. 25 | L | 48-69 | Virginia ! | N |
| Nov. 26 | W | 76-46 | Nevada ! | N |
| Dec. 1 | W | 81-55 | Alabama A&M | H |
| Dec. 6 | L | 62-70 | UAB | A |
| Dec. 10 | W | 59-54 | Southeastern Louisiana | H |
| Dec. 18 | L | 69-78 | South Dakota State | A |
| Dec. 20 | L | 56-68 | North Dakota State | A |
| Dec. 22 | W | 76-71 | Georgia Southern | H |
| Dec. 29 | W | 66-51 | Southern @ | N |
| Dec. 30 | L | 48-56 | South Alabama @ | A |
| Jan. 2 | L | 55-61 | East Carolina | H |
| Jan. 5 | L | 44-59 | No. 25/RV Florida * | A |
| Jan. 8 | W | 68-54 | Auburn * | H |
| Jan. 15 | W | 75-73 | Arkansas * | H |
| Jan. 19 | L | 43-79 | No. 3/4 LSU * | A |
| Jan. 22 | L | 47-68 | South Carolina * | H |
| Jan. 26 | L | 56-65 | Auburn * | A |
| Jan. 29 | L | 54-89 | No. 1/3 Tennessee * | A |
| Feb. 2 | L | 53-65 | No. 22/21 Vanderbilt * | H |
| Feb. 5 | L | 59-84 | No. 14/14 Georgia * | A |
| Feb. 9 | L | 67-77 | Ole Miss * | H |
| Feb. 12 | W | 61-59 | Mississippi State * | A |
| Feb. 19 | L | 65-82 | No. 5/5 Tennessee * | H |
| Feb. 23 | L | 61-86 | No. 3/3 LSU * | H |
| Feb. 26 | L | 60-80 | Kentucky * | A |
| March 2 | L | 62-84 | No. 23/23 Vanderbilt # | N |

! Paradise Jam (St. Thomas, U.S. Virgin Islands)

@ South Alabama Classic (Mobile, Ala.)

* Southeastern Conference

SEC Tournament (North Little Rock, Ark.)

2006-07

Record: 10-20 (0-14 SEC/12th)

Coach: Stephany Smith

| | | | | |
|---------|---|--------|------------------------|---|
| Oct. 31 | W | 81-50 | West Alabama (Exh.) | H |
| Nov. 5 | L | 59-66 | Delta State (Exh.) | H |
| Nov. 10 | W | 62-53 | Samford | H |
| Nov. 13 | L | 56-73 | Arkansas State | A |
| Nov. 17 | W | 71-56 | Tennessee Tech | H |
| Nov. 19 | W | 60-57 | Southeastern Louisiana | H |
| Nov. 24 | L | 70-78 | Missouri ! | A |
| Nov. 25 | W | 75-56 | Cal State Northridge ! | A |
| Nov. 29 | W | 68-56 | Chattanooga | H |
| Dec. 2 | W | 102-48 | Savannah State | H |
| Dec. 4 | W | 84-55 | McNeese State | H |

| | | | | |
|---------|---|-------|------------------------|---|
| Dec. 9 | L | 68-83 | Tulane | A |
| Dec. 16 | L | 57-66 | Louisiana Tech | A |
| Dec. 18 | W | 83-66 | Birmingham-Southern | H |
| Dec. 20 | W | 52-51 | Belmont | H |
| Dec. 28 | L | 54-65 | South Dakota State | H |
| Dec. 30 | W | 78-53 | North Dakota State | H |
| Jan. 3 | L | 36-72 | No. 4/4 Tennessee * | A |
| Jan. 7 | L | 58-63 | Auburn * | H |
| Jan. 11 | L | 62-63 | Kentucky * | H |
| Jan. 14 | L | 35-95 | South Carolina * | A |
| Jan. 18 | L | 63-71 | Arkansas * | A |
| Jan. 21 | L | 45-61 | No. 8/8 LSU * | H |
| Jan. 28 | L | 51-80 | No. 4/4 Tennessee * | H |
| Feb. 1 | L | 61-93 | Auburn * | A |
| Feb. 4 | L | 51-91 | No. 15/15 Vanderbilt * | A |
| Feb. 8 | L | 51-92 | No. 9/12 Georgia * | H |
| Feb. 11 | L | 43-84 | Ole Miss * | A |
| Feb. 18 | L | 64-66 | Florida * | H |
| Feb. 22 | L | 70-89 | Mississippi State * | H |
| Feb. 25 | L | 27-70 | No. 7/7 LSU * | A |
| March 1 | L | 49-78 | Ole Miss @ | N |

! St. Mary's Tournament (Moraga, Calif.)

* Southeastern Conference

@ SEC Tournament (Duluth, Ga.)

2007-08

Record: 8-22 (1-13 SEC/12th)

Coach: Stephany Smith

| | | | | |
|---------|---|-------|----------------------------|---|
| Oct. 31 | W | 80-53 | West Alabama (Exh.) | H |
| Nov. 4 | W | 67-44 | Mississippi College (Exh.) | H |
| Nov. 10 | L | 56-64 | Tulane | H |
| Nov. 13 | L | 46-48 | Samford | A |
| Nov. 18 | L | 45-49 | Arkansas State | H |
| Nov. 23 | L | 43-52 | Eastern Michigan ! | N |
| Nov. 24 | W | 66-37 | Washington State ! | N |
| Nov. 28 | L | 58-75 | Belmont | A |
| Nov. 30 | W | 53-47 | Tennessee Tech | A |
| Dec. 5 | L | 61-62 | Louisiana Tech | H |
| Dec. 9 | W | 66-56 | St. Mary's | H |
| Dec. 15 | L | 34-62 | Chattanooga | A |
| Dec. 17 | W | 62-57 | Alabama A&M | H |
| Dec. 20 | W | 63-60 | Hampton ^{OT} | H |
| Dec. 22 | W | 63-54 | Jacksonville State | H |
| Jan. 2 | L | 62-73 | East Tennessee State | H |
| Jan. 5 | W | 61-51 | Southeastern Louisiana | H |
| Jan. 10 | W | 65-54 | South Carolina * | H |
| Jan. 13 | L | 65-80 | Florida * | A |
| Jan. 17 | L | 49-63 | Arkansas * | H |
| Jan. 20 | L | 53-71 | No. 12/11 Georgia * | A |
| Jan. 27 | L | 48-62 | No. 25/22 Auburn * | H |
| Jan. 31 | L | 59-72 | Mississippi State * | A |
| Feb. 3 | L | 47-76 | Ole Miss * | A |
| Feb. 7 | L | 53-89 | No. 8/8 LSU * | H |
| Feb. 10 | L | 47-92 | Vanderbilt * | H |
| Feb. 14 | L | 49-74 | Auburn * | A |
| Feb. 17 | L | 44-64 | Kentucky * | A |
| Feb. 21 | L | 58-85 | No. 3/3 Tennessee * | H |
| Feb. 24 | L | 54-70 | Ole Miss * | H |
| March 2 | L | 54-83 | No. 23/24 Vanderbilt * | A |
| March 6 | L | 62-71 | No. 23/21 Georgia @ | N |

! Junkanoo Jam (Freeport, Bahamas)

* Southeastern Conference

@ SEC Tournament (Nashville, Tenn.)

RECORDS & HISTORY

YEAR-BY-YEAR RESULTS

2008-09

Record: 13-17 (1-13 SEC/12th)

Coach: Wendell Hudson

| | | | | |
|---------|---|-------|---------------------------|---|
| Nov. 7 | W | 76-49 | West Alabama (Exh.) | H |
| Nov. 14 | W | 64-55 | Centenary | H |
| Nov. 18 | L | 55-61 | Samford | H |
| Nov. 22 | W | 69-60 | Hampton | A |
| Nov. 25 | W | 75-47 | Alabama State | H |
| Nov. 28 | L | 56-73 | No. 7/8 Louisville ! | N |
| Nov. 29 | W | 76-56 | Northern Iowa ! | N |
| Dec. 3 | W | 67-53 | Central Florida | H |
| Dec. 7 | W | 90-50 | Sam Houston State | H |
| Dec. 14 | L | 67-77 | Middle Tennessee | A |
| Dec. 17 | W | 70-68 | Florida A&M ^{OT} | H |
| Dec. 20 | W | 63-53 | Austin Peay | H |
| Dec. 22 | W | 76-65 | Alabama A&M | H |
| Dec. 29 | W | 54-49 | Belmont @ | H |
| Dec. 30 | W | 81-75 | Ball State @ | H |
| Jan. 3 | W | 59-48 | Southeastern Louisiana | A |
| Jan. 8 | L | 76-85 | No. 24/24 Vanderbilt * | H |
| Jan. 11 | L | 34-55 | LSU * | A |
| Jan. 15 | L | 57-67 | Kentucky * | H |
| Jan. 18 | L | 43-73 | Ole Miss * | A |
| Jan. 22 | L | 66-84 | No. 6/5 Auburn * | A |
| Jan. 25 | L | 61-63 | Georgia * | H |
| Feb. 1 | L | 64-88 | No. 20/22 Vanderbilt * | A |
| Feb. 5 | L | 71-92 | No. 11/13 Florida * | H |
| Feb. 8 | L | 54-81 | No. 6/5 Auburn * | H |
| Feb. 12 | L | 61-80 | No. 15/17 Tennessee * | A |
| Feb. 15 | L | 57-68 | South Carolina * | A |
| Feb. 19 | W | 67-59 | Ole Miss * | H |
| Feb. 22 | L | 69-74 | Arkansas * | A |
| March 1 | L | 49-67 | Mississippi State * | H |
| March 5 | L | 49-68 | No. 19/24 Tennessee # | N |

! Nugget Classic (Reno, Nev.)

@ Crimson Tide Holiday Classic (Tuscaloosa, Ala.)

* Southeastern Conference

SEC Tournament (North Little Rock, Ark.)

2009-10

Record: 12-18 (4-12 SEC/11th)

Coach: Wendell Hudson

| | | | | |
|---------|---|-------|--------------------------------|---|
| Nov. 4 | L | 67-68 | North Alabama (Exh.) | H |
| Nov. 13 | W | 73-68 | Tennessee Tech ! | N |
| Nov. 14 | L | 90-96 | Texas A&M C.C. ^{OT} ! | A |
| Nov. 17 | W | 79-39 | Jackson State | H |
| Nov. 21 | L | 67-69 | Belmont ^{OT} | A |
| Nov. 24 | W | 68-55 | Southeastern La. | H |
| Nov. 28 | W | 87-79 | Cal State Bakersfield @ | N |
| Nov. 29 | L | 55-64 | Illinois @ | N |
| Dec. 4 | L | 67-72 | Alabama State | A |
| Dec. 6 | W | 61-56 | Northwestern State | H |
| Dec. 14 | W | 64-62 | UCF | A |
| Dec. 16 | L | 52-61 | Florida A&M | A |
| Dec. 21 | W | 71-38 | Presbyterian | H |
| Dec. 30 | W | 87-61 | Southern Miss | H |
| Jan. 3 | L | 44-52 | No. 9/8 Georgia * | H |
| Jan. 6 | L | 56-70 | Ole Miss * | A |
| Jan. 10 | L | 68-80 | South Carolina * | H |
| Jan. 14 | L | 62-74 | Auburn * | A |
| Jan. 17 | L | 63-88 | Kentucky * | A |
| Jan. 21 | W | 82-58 | Florida * | H |
| Jan. 24 | L | 62-66 | Arkansas ^{OT} * | H |
| Jan. 28 | L | 71-70 | No. 24/RV Vanderbilt * | A |
| Jan. 31 | L | 41-78 | No. 18/19 LSU * | H |

| | | | | |
|---------|---|-------|---------------------|---|
| Feb. 4 | L | 44-77 | Mississippi State * | A |
| Feb. 7 | W | 55-53 | Auburn * | H |
| Feb. 14 | L | 47-76 | No. 19/18 Georgia * | A |
| Feb. 18 | L | 67-74 | No. 5/5 Tennessee * | H |
| Feb. 21 | W | 69-58 | Arkansas * | A |
| Feb. 25 | L | 47-71 | Mississippi State * | H |
| Feb. 28 | W | 66-61 | Florida * | A |
| March 4 | L | 66-73 | No. 22/24 Georgia # | N |

! Emerald Beach Tip-Off (Corpus Christi, Texas)

@ Holiday Beach Classic (San Luis Obispo, Calif.)

* Southeastern Conference

SEC Tournament (Duluth, Ga.)

2010-11

Record: 18-15 (5-11 SEC/10th)

WNIT (Round of 16)

Coach: Wendell Hudson

| | | | | |
|----------|---|--------|-----------------------------|---|
| Nov. 6 | W | 103-58 | UAH (Exh.) | H |
| Nov. 12 | W | 82-55 | Tennessee State | H |
| Nov. 14 | W | 87-76 | Central Arkansas | H |
| Nov. 17 | W | 95-84 | N.C. State | H |
| Nov. 19 | W | 65-55 | Georgia State | A |
| Nov. 23 | W | 69-53 | McNeese State | H |
| Nov. 26 | L | 61-68 | No. 15/14 Florida State ! | N |
| Nov. 27 | W | 82-80 | Providence ^{3OT} ! | N |
| Dec. 1 | W | 80-31 | Alabama State | H |
| Dec. 4 | W | 90-56 | Arkansas-Pine Bluff | H |
| Dec. 12 | L | 57-79 | Kansas | A |
| Dec. 18 | W | 64-46 | Belmont | H |
| Dec. 20 | W | 67-62 | Alabama A&M | H |
| Dec. 28 | W | 88-78 | Southern Miss | A |
| Jan. 2 | L | 55-66 | Auburn * | H |
| Jan. 6 | L | 45-110 | No. 5/6 Tennessee * | A |
| Jan. 9 | L | 43-72 | LSU * | A |
| Jan. 13 | L | 66-82 | Vanderbilt * | H |
| Jan. 16 | L | 53-57 | No. 20/23 Arkansas * | H |
| Jan. 20 | L | 51-60 | No. 24/RV Georgia * | H |
| Jan. 23 | L | 48-59 | South Carolina * | A |
| Jan. 27 | L | 64-70 | Florida * | A |
| Jan. 30 | L | 69-82 | No. 17/18 Kentucky * | H |
| Feb. 3 | W | 66-61 | Mississippi State * | A |
| Feb. 6 | L | 54-81 | No. 24/RV Georgia * | A |
| Feb. 13 | W | 64-59 | Florida ** | H |
| Feb. 17 | W | 59-51 | Auburn * | A |
| Feb. 20 | W | 61-52 | Ole Miss * | H |
| Feb. 24 | L | 55-68 | Mississippi State * | H |
| Feb. 27 | W | 92-79 | Arkansas * | A |
| March 3 | L | 36-60 | LSU # | N |
| March 17 | W | 80-69 | Memphis % | A |
| March 20 | W | 72-70 | Northwestern % | A |
| March 22 | L | 59-74 | Toledo % | A |

! Junkanoo Jam (Freeport, Bahamas)

* Southeastern Conference

^ Reopening of Foster Auditorium

SEC Tournament (Nashville, Tenn.)

% WNIT

2011-12

Record: 12-19 (2-14 SEC/11th)

Coach: Wendell Hudson

| | | | | |
|---------|---|-------|--------------------------|---|
| Nov. 6 | W | 81-27 | Auburn-Montgomery (Exh.) | H |
| Nov. 12 | W | 72-51 | Nicholls State | H |
| Nov. 15 | L | 46-58 | Central Arkansas | A |
| Nov. 18 | W | 78-52 | Northwestern State | H |

| | | | | |
|---------|---|-------|----------------------------|---|
| Nov. 21 | W | 67-34 | Georgia Southern | H |
| Nov. 24 | L | 76-77 | Old Dominion ! | N |
| Nov. 25 | W | 62-56 | Seton Hall ^{OT} ! | N |
| Nov. 26 | W | 67-59 | Louisiana Tech ! | N |
| Dec. 2 | W | 69-56 | Southern Louisiana | H |
| Dec. 4 | W | 80-76 | Kansas | H |
| Dec. 7 | L | 63-69 | North Texas | A |
| Dec. 11 | L | 57-79 | NC State | A |
| Dec. 17 | W | 64-54 | Alabama State | A |
| Dec. 19 | W | 65-47 | Presbyterian | H |
| Dec. 30 | W | 80-45 | Air Force | H |
| Jan. 1 | L | 42-68 | South Carolina * | A |
| Jan. 5 | L | 55-65 | Auburn * | H |
| Jan. 8 | L | 40-84 | LSU * | A |
| Jan. 12 | L | 61-66 | Mississippi State * | H |
| Jan. 15 | L | 55-69 | Ole Miss * | H |
| Jan. 19 | L | 37-61 | Florida * | A |
| Jan. 26 | L | 56-86 | No. 7/9 Tennessee * | H |
| Jan. 29 | L | 68-82 | No. 6/6 Kentucky * | A |
| Feb. 2 | L | 52-70 | Arkansas * | A |
| Feb. 5 | L | 66-81 | No. 21/20 Georgia * | H |
| Feb. 9 | W | 52-47 | Ole Miss * | A |
| Feb. 12 | L | 46-51 | LSU * | H |
| Feb. 16 | W | 77-75 | No. 7/8 Kentucky * | H |
| Feb. 19 | L | 55-69 | South Carolina * | H |
| Feb. 23 | L | 40-81 | Auburn * | A |
| Feb. 26 | L | 54-67 | No. 24/RV Vanderbilt * | A |
| March 1 | L | 38-57 | No. 25/RV South Carolina # | N |

! Paradise Jam (St. Thomas, U.S. Virgin Islands)

* Southeastern Conference

SEC Tournament (Nashville, Tenn.)

2012-13

Record: 13-18 (2-14 SEC/13th)

Coach: Wendell Hudson

| | | | | |
|---------|---|-------|---|---|
| Nov. 5 | W | 94-39 | Stillman (Exh.) | H |
| Nov. 11 | W | 80-43 | Jacksonville State | H |
| Nov. 13 | W | 83-74 | Houston | H |
| Nov. 17 | W | 79-60 | Arkansas-Pine Bluff | H |
| Nov. 19 | W | 88-83 | North Texas ^{3OT} | H |
| Nov. 25 | W | 97-62 | Southeastern Louisiana | H |
| Dec. 1 | L | 50-69 | Wisconsin | A |
| Dec. 8 | L | 58-72 | Chattanooga | H |
| Dec. 15 | W | 80-71 | Troy | A |
| Dec. 17 | L | 52-58 | Wofford | H |
| Dec. 21 | W | 73-70 | Virginia ^{2OT} | H |
| Dec. 28 | W | 58-47 | Cincinnati ! | N |
| Dec. 29 | W | 80-58 | LIU Brooklyn | N |
| Dec. 30 | W | 44-43 | Hawai'i | N |
| Jan. 3 | L | 52-91 | No. 24/22 Texas A&M * | A |
| Jan. 6 | L | 70-87 | No. 6/6 Kentucky * | H |
| Jan. 10 | L | 83-95 | No. 13/12 Georgia * | H |
| Jan. 13 | W | 83-75 | Ole Miss * | A |
| Jan. 20 | L | 69-96 | No. 9/9 Tennessee * | A |
| Jan. 24 | W | 61-51 | Auburn * | H |
| Jan. 27 | L | 58-67 | Vanderbilt * | H |
| Jan. 31 | L | 59-65 | No. 13/14 Georgia * | A |
| Feb. 3 | L | 54-87 | Florida * | A |
| Feb. 6 | L | 53-65 | No. 15/12 South Carolina * ^H | H |
| Feb. 10 | L | 80-91 | Arkansas * ^{3OT} | H |
| Feb. 17 | L | 53-70 | Auburn * | A |
| Feb. 21 | L | 51-75 | Mississippi State * | A |
| Feb. 24 | L | 61-67 | Florida * | H |
| Feb. 28 | L | 42-76 | LSU * | A |
| March 3 | L | 64-88 | Missouri * | H |
| March 6 | W | 63-36 | Mississippi State # | N |

YEAR-BY-YEAR RESULTS

March 7 L 35-77 No. 17/14 South Carolina # N

! Rainbow Wahine Invitational (Honolulu, Hawai'i)

* Southeastern Conference

SEC Tournament (Duluth, Ga.)

2013-14

Record: 14-16 (7-9 SEC/T-6t)

Coach: Kristy Curry

| | | | | |
|---------|---|---------|-----------------------------------|---|
| Nov. 4 | W | 86-34 | West Alabama (Exh.) | H |
| Nov. 8 | L | 70-82 | Chattanooga | A |
| Nov. 11 | L | 48-62 | No. 15/12 Nebraska | A |
| Nov. 17 | L | 57-92 | No. 2/2 Duke | A |
| Nov. 21 | W | 70-62 | Wisconsin | H |
| Nov. 25 | W | 60-32 | Alabama A&M | H |
| Nov. 29 | L | 76-86 | Saint Mary's ! | N |
| Nov. 30 | W | 69-54 | Cal State Fullerton ! | N |
| Dec. 4 | L | 57-75 | UT Martin | H |
| Dec. 8 | W | 51-44 | Houston | H |
| Dec. 17 | W | 75-62 | Jacksonville | H |
| Dec. 20 | W | 113-105 | Troy ^{OT} | H |
| Dec. 28 | L | 59-79 | Princeton @ | N |
| Dec. 29 | W | 82-60 | Coppin State @ | N |
| Jan. 2 | L | 63-85 | No. 6/6 Kentucky * | H |
| Jan. 5 | L | 58-73 | Texas A&M * | A |
| Jan. 12 | W | 93-79 | Ole Miss * | H |
| Jan. 16 | L | 39-61 | Auburn * | H |
| Jan. 19 | L | 51-77 | No. 8/8 South Carolina * | A |
| Jan. 23 | W | 57-55 | No. 9/8 Kentucky * | A |
| Jan. 26 | W | 69-66 | Georgia * | H |
| Jan. 30 | L | 67-75 | Florida * | A |
| Feb. 2 | L | 54-64 | No. 10/10 Tennessee * | H |
| Feb. 9 | W | 59-56 | Missouri * | A |
| Feb. 13 | L | 55-75 | Arkansas * | A |
| Feb. 16 | L | 46-71 | No. 14/14 Texas A&M * | H |
| Feb. 20 | W | 72-64 | Mississippi State ^{OT} * | H |
| Feb. 23 | W | 66-62 | No. 25/RV Vanderbilt * | A |
| Feb. 27 | L | 65-70 | Auburn * | A |
| March 2 | W | 78-60 | No. 23/RV LSU * | H |
| March 6 | L | 65-78 | LSU # | N |

! Hilton Concord Thanksgiving Classic (Moraga, Calif.)

@ Cavalier Classic (Charlottesville, Va.)

* Southeastern Conference

SEC Tournament (Duluth, Ga.)

2014-15

Record: 13-19 (2-14 SEC/14th)

Coach: Kristy Curry

| | | | | |
|---------|---|-------|--------------------------|---|
| Nov. 9 | W | 80-48 | North Alabama (Exh.) | H |
| Nov. 14 | W | 60-44 | Florida A&M | H |
| Nov. 16 | L | 40-90 | No. 7/7 Duke | H |
| Nov. 18 | L | 62-64 | Jacksonville State | H |
| Nov. 21 | W | 85-80 | Kansas ! | A |
| Nov. 22 | W | 72-58 | Georgetown ! | N |
| Nov. 23 | W | 58-51 | Temple ! | N |
| Nov. 26 | W | 75-44 | Alabama A&M | H |
| Nov. 30 | L | 66-73 | Quinnipiac @ | A |
| Dec. 2 | W | 74-65 | USC Upstate | H |
| Dec. 4 | W | 68-55 | UT Martin | H |
| Dec. 7 | W | 53-51 | No. 12/15 Nebraska | H |
| Dec. 14 | L | 39-46 | Mercer | H |
| Dec. 16 | W | 71-27 | Arkansas-Pine Bluff | H |
| Dec. 21 | W | 87-58 | New Orleans | H |
| Dec. 28 | W | 71-40 | Mississippi Valley State | H |
| Jan. 2 | L | 66-78 | No. 11/11 Kentucky * | H |

| | | | | |
|---------|---|--------|-------------------------------|---|
| Jan. 4 | L | 47-64 | No. 19/19 Georgia * | A |
| Jan. 8 | L | 59-102 | No. 1/1 South Carolina * | H |
| Jan. 11 | L | 63-77 | Ole Miss * | A |
| Jan. 18 | L | 50-66 | No. 15/18 Mississippi State * | A |
| Jan. 22 | W | 51-50 | Auburn * | H |
| Jan. 25 | L | 52-55 | Vanderbilt * | H |
| Jan. 29 | L | 54-85 | No. 1/1 South Carolina * | A |
| Feb. 1 | L | 42-53 | Arkansas * | H |
| Feb. 8 | L | 39-51 | LSU * | A |
| Feb. 12 | W | 67-64 | Missouri * | H |
| Feb. 16 | L | 49-70 | No. 15/16 Texas A&M * | A |
| Feb. 19 | L | 56-77 | No. 6/6 Tennessee * | A |
| Feb. 22 | L | 55-57 | No. 14/16 Mississippi State * | H |
| Feb. 26 | L | 49-53 | Florida * | H |
| March 1 | L | 73-80 | Auburn * | A |
| March 4 | L | 56-66 | Vanderbilt # | N |

! Hall of Fame Women's Challenge (Lawrence, Kan.)

@ Hall of Fame Women's Challenge (Uncasville, Conn.)

* Southeastern Conference

SEC Tournament (Little Rock, Ark.)

2015-16

Record: 15-14 (4-12 SEC/12th)

Coach: Kristy Curry

| | | | | |
|----------|---|-------|-------------------------------|---|
| Nov. 9 | W | 93-34 | Faulkner (Exh.) | H |
| Nov. 13 | W | 96-44 | Alabama A&M | H |
| Nov. 16 | W | 93-59 | Appalachian State | H |
| Nov. 22 | W | 98-35 | Mississippi Valley State | H |
| Nov. 24 | W | 72-56 | Georgia State | H |
| Nov. 27 | W | 64-46 | Middle Tennessee ! | N |
| Nov. 28 | W | 67-60 | Utah Valley ! | N |
| Dec. 2 | L | 65-83 | UT Martin | A |
| Dec. 6 | W | 97-50 | Alcorn State | H |
| Dec. 12 | W | 78-66 | Georgetown | H |
| Dec. 14 | W | 69-47 | North Florida | H |
| Dec. 18 | L | 58-70 | Georgia Tech | A |
| Dec. 20 | W | 72-57 | Grambling State | H |
| Dec. 28 | W | 68-49 | Lipscomb | H |
| Jan. 3 | W | 62-45 | LSU * | H |
| Jan. 7 | L | 48-73 | No. 10/9 Kentucky * | A |
| Jan. 10 | L | 48-54 | Vanderbilt * | H |
| Jan. 14 | L | 59-72 | Auburn * | A |
| Jan. 17 | W | 64-50 | Georgia * | H |
| Jan. 21 | L | 72-80 | No. 22/23 Florida * | A |
| Jan. 25 | L | 52-67 | Vanderbilt * | A |
| Jan. 28 | L | 56-59 | No. 10/10 Texas A&M * | H |
| Jan. 31 | L | 42-70 | No. 19/23 Tennessee * | A |
| Feb. 4 | W | 48-37 | Ole Miss * | H |
| Feb. 7 | L | 55-59 | Auburn * | H |
| Feb. 11 | L | 52-63 | Missouri * | A |
| Feb. 18 | L | 67-69 | Arkansas * | A |
| Feb. 22 | L | 46-66 | No. 3/2 South Carolina * | H |
| Feb. 25 | W | 54-46 | Tennessee * | H |
| Feb. 28 | L | 52-61 | No. 16/16 Mississippi State * | A |
| March 2 | L | 49-58 | LSU # | N |
| March 16 | L | 52-53 | Tulane \$ | A |

! Nugget Classic (Reno, Nev.)

* Southeastern Conference

SEC Tournament (Jacksonville, Fla.)

\$ WNIT

2016-17

Record: 22-14 (5-11 SEC/11th)

Coach: Kristy Curry

| | | | | |
|----------|---|-------|-----------------------------|---|
| Nov. 4 | W | 86-34 | West Alabama (Exh.) | H |
| Nov. 11 | W | 78-57 | New Orleans | H |
| Nov. 14 | W | 93-44 | Mississippi Valley State | H |
| Nov. 17 | W | 82-35 | Lipscomb | H |
| Nov. 22 | W | 66-48 | Georgia Southern | H |
| Nov. 27 | W | 97-29 | Alabama A&M | N |
| Dec. 1 | W | 93-43 | Alcorn State | H |
| Dec. 4 | W | 71-65 | Kansas | H |
| Dec. 11 | L | 59-70 | Georgetown | A |
| Dec. 15 | W | 80-57 | Georgia State | H |
| Dec. 17 | W | 67-65 | Georgia Tech | H |
| Dec. 19 | W | 84-63 | McNeese State ! | N |
| Dec. 20 | W | 78-60 | UTEP ! | N |
| Dec. 28 | W | 81-46 | Florida A&M | H |
| Jan. 1 | L | 45-93 | No. 6/6 South Carolina * | A |
| Jan. 5 | W | 90-80 | Ole Miss * | H |
| Jan. 8 | W | 59-58 | Missouri * | A |
| Jan. 12 | L | 54-71 | Kentucky * | H |
| Jan. 15 | L | 50-68 | Arkansas * | H |
| Jan. 19 | L | 54-67 | No. 4/4 Mississippi State * | H |
| Jan. 22 | W | 65-57 | Ole Miss * | A |
| Jan. 26 | L | 80-87 | Vanderbilt * | A |
| Jan. 29 | L | 55-66 | Auburn * | H |
| Feb. 5 | L | 41-48 | LSU * | A |
| Feb. 9 | L | 48-69 | Texas A&M * | A |
| Feb. 12 | L | 56-66 | Florida * | H |
| Feb. 16 | W | 65-57 | Tennessee * | H |
| Feb. 20 | W | 63-61 | Auburn * | A |
| Feb. 23 | L | 65-71 | Georgia * | A |
| Feb. 26 | L | 56-65 | No. 24/RV Missouri * | H |
| March 1 | W | 77-57 | Vanderbilt # | N |
| March 2 | W | 72-64 | Tennessee # | N |
| March 3 | L | 55-65 | No. 20/24 Kentucky # | N |
| March 16 | W | 81-57 | Mercer \$ | H |
| March 19 | W | 55-53 | Little Rock \$ | H |
| March 23 | W | 72-64 | Tulane \$ | H |
| March 26 | L | 66-76 | Georgia Tech \$ | A |

! Patrick Harrington Classic (Niceville Fla.)

* Southeastern Conference

SEC Tournament (Greenville, S.C.)

\$ WNIT

2017-18

Record: 20-14 (7-9 SEC/8th)

Coach: Kristy Curry

| | | | | |
|---------|---|--------|---------------------------|---|
| Nov. 1 | W | 108-53 | Antelope Valley (Exh.) | H |
| Nov. 10 | W | 90-32 | Alabama A&M | H |
| Nov. 13 | W | 65-60 | Utah | H |
| Nov. 16 | W | 75-60 | Jacksonville | H |
| Nov. 19 | W | 84-36 | Georgia Southern | A |
| Nov. 23 | L | 49-68 | No. 23 NC State ! | N |
| Nov. 24 | L | 55-60 | Elon ! | N |
| Dec. 1 | L | 67-88 | TCU | A |
| Dec. 7 | W | 73-51 | Lipscomb | A |
| Dec. 10 | W | 73-49 | Grambling State | H |
| Dec. 17 | W | 59-44 | SMU | H |
| Dec. 19 | W | 65-61 | Missouri State | H |
| Dec. 20 | W | 68-47 | Murray State | H |
| Dec. 28 | W | 91-55 | Florida A&M | H |
| Dec. 31 | L | 56-62 | No. 16 Missouri * | H |
| Jan. 4 | W | 63-54 | Florida * | A |
| Jan. 7 | W | 83-76 | Arkansas * | A |
| Jan. 11 | W | 65-51 | LSU * | H |
| Jan. 14 | L | 61-75 | No. 4 Mississippi State * | A |
| Jan. 18 | L | 54-73 | No. 16 Texas A&M * | H |
| Jan. 21 | W | 77-75 | Vanderbilt * | H |
| Jan. 25 | L | 54-79 | Kentucky * | A |
| Jan. 28 | L | 60-69 | Auburn * | A |

RECORDS & HISTORY

YEAR-BY-YEAR RESULTS

| | | | | |
|----------|---|---------------------|------------------------|---|
| Feb. 4 | L | 66-74 | Arkansas * | H |
| Feb. 8 | L | 66-79 | No. 7 South Carolina * | H |
| Feb. 11 | W | 82-79 | Ole Miss * | A |
| Feb. 15 | W | 72-63 | No. 11 Tennessee * | A |
| Feb. 18 | W | 70-60 | Auburn * | H |
| Feb. 22 | L | 43-49 ^{OT} | No. 19 Georgia * | H |
| Feb. 25 | L | 78-79 ^{OT} | LSU * | A |
| March 1 | L | 64-71 | Kentucky # | N |
| March 14 | W | 69-56 | Southern \$ | H |
| March 18 | W | 80-61 | UCF \$ | H |
| March 22 | W | 61-59 | Georgia Tech \$ | H |
| March 25 | L | 67-74 | Virginia Tech \$ | A |

! Puerto Rico Clasico (Fort Lauderdale, Fla.)

* Southeastern Conference

SEC Tournament (Nashville, Tenn.)

\$ WNIT

2018-19

Record: 14-17 (5-11 SEC/11th)

Coach: Kristy Curry

| | | | | |
|---------|---|---------------------|----------------------------|---|
| Oct. 21 | W | 100-44 | Faulkner (Exh.) | H |
| Nov. 1 | W | 82-53 | Mississippi College (Exh.) | H |
| Nov. 7 | W | 88-40 | SE Louisiana | H |
| Nov. 13 | L | 62-72 | Utah | A |
| Nov. 15 | W | 62-61 ^{OT} | SMU | A |
| Nov. 19 | W | 76-56 | Clemson | H |
| Nov. 23 | W | 73-55 | Grambling State | H |
| Nov. 27 | W | 59-47 | Stetson | H |
| Dec. 1 | L | 73-80 | Tulsa ! | N |
| Dec. 2 | L | 62-79 | Louisiana Tech ! | N |
| Dec. 5 | L | 67-72 | South Alabama | H |
| Dec. 8 | W | 69-58 | Tulane | H |
| Dec. 16 | W | 87-73 | Northwestern State | H |
| Dec. 20 | W | 64-52 | Virginia @ | N |
| Dec. 21 | L | 74-101 | No. 24 Miami @ | N |
| Jan. 3 | W | 74-67 | Florida * | H |
| Jan. 6 | L | 59-62 | No. 23 South Carolina * | A |
| Jan. 10 | L | 56-66 | Auburn * | H |
| Jan. 13 | L | 43-70 | Texas A&M * | A |
| Jan. 20 | W | 86-65 | No. 20 Tennessee * | H |
| Jan. 20 | L | 56-62 | LSU * | H |
| Jan. 24 | L | 61-72 | Arkansas * | A |
| Jan. 27 | W | 58-53 | Georgia * | A |
| Feb. 3 | L | 49-65 | No. 6 Mississippi State * | H |
| Feb. 7 | L | 55-57 | Florida * | A |
| Feb. 11 | L | 53-68 | No. 17 Kentucky * | H |
| Feb. 17 | L | 38-77 | Auburn * | A |
| Feb. 21 | W | 84-65 | Vanderbilt * | A |
| Feb. 24 | L | 67-76 ^{OT} | Georgia * | H |
| Feb. 28 | W | 46-43 | Ole Miss * | H |
| March 3 | L | 47-82 | Missouri * | A |
| March 6 | W | 74-57 | Vanderbilt # | N |
| March 7 | L | 52-53 | Auburn # | N |

! Arizona State Classic (Tempe, Ariz.)

@ Florida Sunshine State Classic (Winter Park, Fla.)

* Southeastern Conference

SEC Tournament (Greenville, S.C.)

2019-20

Record: 18-12 (8-8 SEC/8th)

Coach: Kristy Curry

| | | | | |
|---------|---|--------|--------------------------|---|
| Oct. 27 | W | 105-16 | Auburn-Montgomery (Exh.) | H |
| Nov. 6 | L | 61-64 | Hampton | H |
| Nov. 12 | W | 67-54 | Clemson | A |
| Nov. 17 | W | 111-56 | Mercer | H |
| Nov. 21 | W | 74-62 | South Alabama | A |
| Nov. 24 | W | 66-56 | Tulane | A |
| Nov. 29 | W | 87-77 | Northern Iowa ! | N |
| Nov. 30 | L | 57-60 | Southern Cal ! | N |
| Dec. 5 | L | 66-75 | Iowa State @ | N |

| | | | | |
|---------|---|---------------------|---------------------------|---|
| Dec. 8 | W | 72-52 | Colgate | H |
| Dec. 15 | W | 83-77 | North Carolina | H |
| Dec. 17 | W | 60-49 | Bethune-Cookman | H |
| Dec. 20 | W | 85-51 | Radford | H |
| Dec. 29 | W | 87-50 | SE Louisiana | H |
| Jan. 2 | L | 60-71 | LSU * | A |
| Jan. 5 | L | 78-93 | No. 4 South Carolina * | H |
| Jan. 9 | L | 71-81 | No. 14 Kentucky * | H |
| Jan. 12 | W | 75-48 | Auburn * | A |
| Jan. 20 | L | 63-65 | No. 23 Tennessee * | A |
| Jan. 23 | L | 74-79 | No. 15 Texas A&M * | H |
| Jan. 26 | W | 98-61 | Vanderbilt * | H |
| Jan. 30 | L | 48-66 | No. 25 Arkansas * | H |
| Feb. 2 | W | 57-56 | Ole Miss * | A |
| Feb. 6 | L | 62-66 | No. 15 Kentucky * | A |
| Feb. 9 | W | 68-64 | Auburn * | H |
| Feb. 16 | L | 75-76 ^{OT} | Georgia * | A |
| Feb. 20 | W | 69-62 | Florida * | H |
| Feb. 23 | W | 66-64 | No. 9 Mississippi State * | A |
| Feb. 27 | W | 76-63 | No. 12 Texas A&M * | A |
| March 1 | W | 73-61 | Missouri * | H |
| March 5 | L | 61-68 | Georgia # | N |


! South Point Thanksgiving Shootout (Las Vegas, Nev.)

@ Big 12/SEC Challenge (Tuscaloosa, Ala.)

* Southeastern Conference

SEC Tournament (Greenville, S.C.)

WNBA



LINDA BURGESS

Los Angeles Sparks (1997)
Sacramento Monarchs (1998-2000)



DOMINIQUE CANTY

Detroit Shock (1999-2002)
Houston Comets (2003-06)
Chicago Sky (2007-11)
Washington Mystics (2012)



CASSANDRA CRUMPTON MOORER

New York Liberty (1997-98)



SHALONDA ENIS

Washington Mystics (1999)
Charlotte Sting (2000-03)

WNBA



NIESA JOHNSON

Charlotte Sting (1999-2000)



TAUSHA MILLS

Washington Mystics (2000-02)
San Antonio Silver Stars (2003)
Detroit Shock (2007)



NAVONDA MOORE

Minnesota Lynx (2007-08)



RECORDS & HISTORY

ALL-TIME SEC TOURNAMENT RESULTS

1980 (1-1)

| | | | | | |
|--------------|---|-------|------------|------------------|--------------|
| Feb. 7, 1980 | W | 69-53 | Vanderbilt | Knoxville, Tenn. | First Round |
| Feb. 8, 1980 | L | 69-77 | Kentucky | Knoxville, Tenn. | Second Round |

1981 (3-1)

| | | | | | |
|---------------|---|-------|-----------|------------------|--------------|
| Jan. 29, 1981 | W | 67-54 | Florida | Baton Rouge, La. | First Round |
| Jan. 30, 1981 | W | 77-71 | Tennessee | Baton Rouge, La. | Second Round |
| Jan. 31, 1981 | W | 80-66 | Georgia | Baton Rouge, La. | Semifinal |
| Feb. 1, 1981 | L | 50-61 | Auburn | Baton Rouge, La. | Final |

1982 (0-1)

| | | | | | |
|---------------|---|-------|----------|----------------|-------------|
| Feb. 26, 1982 | L | 76-82 | Kentucky | Lexington, Ky. | First Round |
|---------------|---|-------|----------|----------------|-------------|

1983 (1-1)

| | | | | | |
|---------------|---|-------|-----------|------------------|--------------|
| March 3, 1983 | W | 69-53 | Florida | Knoxville, Tenn. | First Round |
| March 4, 1983 | L | 73-91 | Tennessee | Knoxville, Tenn. | Second Round |

1984 (2-1)

| | | | | | |
|---------------|---|-------|------------|-------------|--------------|
| March 3, 1984 | W | 85-66 | Tennessee | Athens, Ga. | Second Round |
| March 4, 1984 | W | 83-73 | Vanderbilt | Athens, Ga. | Semifinal |
| March 5, 1984 | L | 65-74 | Georgia | Athens, Ga. | Final |

1985 (0-1)

| | | | | | |
|---------------|---|-------|------------|---------------|-------------|
| Feb. 24, 1985 | L | 85-87 | Vanderbilt | Oxford, Miss. | First Round |
|---------------|---|-------|------------|---------------|-------------|

1986 (1-1)

| | | | | | |
|---------------|---|-------|---------|-------------|--------------|
| Feb. 28, 1986 | W | 71-57 | Florida | Athens, Ga. | First Round |
| March 1, 1986 | L | 71-88 | Georgia | Athens, Ga. | Second Round |

1987 (1-1)

| | | | | | |
|---------------|---|-------|-------------------|-------------|--------------|
| March 4, 1987 | W | 88-76 | Mississippi State | Albany, Ga. | First Round |
| March 5, 1987 | L | 61-89 | Auburn | Albany, Ga. | Second Round |

1988 (0-1)

| | | | | | |
|---------------|---|-------|----------|-------------|--------------|
| March 4, 1988 | L | 66-76 | Ole Miss | Albany, Ga. | Second Round |
|---------------|---|-------|----------|-------------|--------------|

1989 (1-1)

| | | | | | |
|---------------|---|-------|-------------------|-------------|--------------|
| March 3, 1989 | W | 59-55 | Mississippi State | Albany, Ga. | First Round |
| March 4, 1989 | L | 61-89 | Tennessee | Albany, Ga. | Second Round |

1990 (0-1)

| | | | | | |
|---------------|---|-------|----------|-------------|-------------|
| March 2, 1990 | L | 45-71 | Ole Miss | Albany, Ga. | First Round |
|---------------|---|-------|----------|-------------|-------------|

1991 (1-1)

| | | | | | |
|---------------|---|-------|---------|-------------|--------------|
| March 1, 1991 | W | 95-75 | Florida | Albany, Ga. | First Round |
| March 2, 1991 | L | 69-78 | Georgia | Albany, Ga. | Second Round |

1992 (0-1)

| | | | | | |
|---------------|---|-------|----------|-------------|--------------|
| March 6, 1992 | L | 87-95 | Kentucky | Albany, Ga. | Second Round |
|---------------|---|-------|----------|-------------|--------------|

1993 (2-1)

| | | | | | |
|---------------|---|--------|---------|--------------------|--------------|
| March 5, 1993 | W | 106-86 | LSU | Chattanooga, Tenn. | First Round |
| March 6, 1993 | W | 88-73 | Florida | Chattanooga, Tenn. | Second Round |
| March 7, 1993 | L | 72-76 | Georgia | Chattanooga, Tenn. | Semifinal |

1994 (1-1)

| | | | | | |
|---------------|---|----------|-----------|--------------------|--------------|
| March 4, 1994 | W | 86-84 OT | Ole Miss | Chattanooga, Tenn. | Second Round |
| March 6, 1994 | L | 56-72 | Tennessee | Chattanooga, Tenn. | Semifinal |

1995 (1-1)

| | | | | | |
|---------------|---|-------|-----------|--------------------|--------------|
| March 4, 1995 | W | 86-72 | Arkansas | Chattanooga, Tenn. | Second Round |
| March 5, 1995 | L | 70-84 | Tennessee | Chattanooga, Tenn. | Semifinal |

1996 (2-1)

| | | | | | |
|---------------|---|-------|-----------|--------------------|--------------|
| March 2, 1996 | W | 65-59 | Auburn | Chattanooga, Tenn. | Second Round |
| March 3, 1996 | W | 86-70 | LSU | Chattanooga, Tenn. | Semifinal |
| March 4, 1996 | L | 60-64 | Tennessee | Chattanooga, Tenn. | Final |

1997 (1-1)

| | | | | | |
|---------------|---|-------|----------|--------------------|--------------|
| March 1, 1997 | W | 85-63 | Arkansas | Chattanooga, Tenn. | Second Round |
| March 2, 1997 | L | 72-83 | Florida | Chattanooga, Tenn. | Semifinal |

1998 (2-1)

| | | | | | |
|---------------|---|-------|----------------|---------------|--------------|
| Feb. 27, 1998 | W | 92-72 | South Carolina | Columbus, Ga. | Second Round |
| Feb. 28, 1998 | W | 74-61 | Florida | Columbus, Ga. | Semifinal |
| March 1, 1998 | L | 63-67 | Tennessee | Columbus, Ga. | Final |

1999 (2-1)

| | | | | | |
|---------------|---|-------|----------------|--------------------|--------------|
| Feb. 25, 1999 | W | 82-71 | South Carolina | Chattanooga, Tenn. | First Round |
| Feb. 26, 1999 | W | 76-72 | Auburn | Chattanooga, Tenn. | Second Round |
| Feb. 27, 1999 | L | 69-80 | Tennessee | Chattanooga, Tenn. | Semifinal |

POSTSEASON HISTORY

ALL-TIME SEC TOURNAMENT RESULTS

| | | | | | | |
|-------------------|---|-------|-------------------|-------------------------|---------------|--|
| 2000 (0-1) | | | | | | |
| March 2, 2000 | L | 63-67 | Kentucky | Chattanooga, Tenn. | First Round | |
| 2001 (1-1) | | | | | | |
| March 1, 2001 | W | 59-55 | Auburn | Memphis, Tenn. | First Round | |
| March 2, 2001 | L | 52-82 | Tennessee | Memphis, Tenn. | Second Round | |
| 2002 (0-1) | | | | | | |
| Feb. 28, 2002 | L | 60-64 | Georgia | Nashville, Tenn. | First Round | |
| 2003 (0-1) | | | | | | |
| March 6, 2003 | L | 48-53 | Arkansas | North Little Rock, Ark. | First Round | |
| 2004 (0-1) | | | | | | |
| March 4, 2004 | L | 56-63 | Ole Miss | Nashville, Tenn. | First Round | |
| 2005 (1-1) | | | | | | |
| March 3, 2005 | W | 62-58 | Florida | Greenville, S.C. | First Round | |
| March 4, 2005 | L | 59-60 | LSU | Greenville, S.C. | Second Round | |
| 2006 (0-1) | | | | | | |
| March 2, 2006 | L | 62-84 | Vanderbilt | North Little Rock, Ark. | First Round | |
| 2007 (0-1) | | | | | | |
| March 1, 2007 | L | 49-78 | Ole Miss | Duluth, Ga. | First Round | |
| 2008 (0-1) | | | | | | |
| March 6, 2008 | L | 62-71 | Georgia | Nashville, Tenn. | First Round | |
| 2009 (0-1) | | | | | | |
| March 5, 2009 | L | 49-68 | Tennessee | North Little Rock, Ark. | First Round | |
| 2010 (0-1) | | | | | | |
| March 4, 2010 | L | 66-73 | Georgia | Duluth, Ga. | First Round | |
| 2011 (0-1) | | | | | | |
| March 3, 2011 | L | 36-60 | LSU | Nashville, Tenn. | First Round | |
| 2012 (0-1) | | | | | | |
| March 1, 2012 | L | 38-57 | South Carolina | Nashville, Tenn. | First Round | |
| 2013 (1-1) | | | | | | |
| March 6, 2013 | W | 63-36 | Mississippi State | Duluth, Ga. | First Round | |
| March 7, 2013 | L | 35-77 | South Carolina | Duluth, Ga. | Second Round | |
| 2014 (0-1) | | | | | | |
| March 6, 2014 | L | 65-78 | LSU | Duluth, Ga. | First Round | |
| 2015 (0-1) | | | | | | |
| March 4, 2015 | L | 56-66 | Vanderbilt | Little Rock, Ark. | First Round | |
| 2016 (0-1) | | | | | | |
| March 2, 2016 | L | 49-58 | LSU | Jacksonville, Fla. | First Round | |
| 2017 (2-1) | | | | | | |
| March 1, 2017 | W | 77-57 | Vanderbilt | Greenville, S.C. | First Round | |
| March 2, 2017 | W | 72-64 | Tennessee | Greenville, S.C. | Second Round | |
| March 3, 2017 | L | 55-65 | Kentucky | Greenville, S.C. | Quarterfinals | |
| 2018 (0-1) | | | | | | |
| March 1, 2018 | L | 64-71 | Kentucky | Nashville, Tenn. | Second Round | |
| 2019 (1-1) | | | | | | |
| March 6, 2019 | W | 74-57 | Vanderbilt | Greenville, S.C. | First Round | |
| March 7, 2019 | L | 52-53 | Auburn | Greenville, S.C. | Second Round | |
| 2020 (0-1) | | | | | | |
| March 5, 2020 | L | 61-68 | Georgia | Greenville, S.C. | Second Round | |

RECORD VERSUS OPPONENTS IN SEC TOURNAMENT

| | | | |
|----------|-----|-------------------|-----|
| Arkansas | 2-1 | Mississippi State | 3-0 |
| Auburn | 3-3 | Missouri | 0-0 |
| Florida | 7-1 | South Carolina | 2-2 |
| Georgia | 1-8 | Tennessee | 3-9 |
| Kentucky | 0-6 | Texas A&M | 0-0 |
| LSU | 2-4 | Vanderbilt | 4-3 |
| Ole Miss | 1-4 | | |

SEC Tournament Overall Record: 28-41

ALL-TIME NATIONAL POSTSEASON RESULTS

1977 (0-3)

| | | | | | |
|----------------|---|-------|-----------------|-----------------|------|
| March 22, 1977 | L | 59-89 | Wayland Baptist | Amarillo, Texas | NWIT |
| March 23, 1977 | L | 73-88 | Belmont | Amarillo, Texas | NWIT |
| March 24, 1977 | L | 75-84 | Indiana State | Amarillo, Texas | NWIT |

1984 (1-1)

Midwest Region

| | | | | | |
|----------------|---|-------|------------------|---------------------|-------------------|
| March 18, 1984 | W | 78-70 | Central Michigan | Mt. Pleasant, Mich. | NCAA First Round |
| March 23, 1984 | L | 58-65 | Tennessee | Knoxville, Tenn. | NCAA Second Round |

1988 (0-1)

Midwest Region

| | | | | | |
|----------------|---|-------|----------------|----------------|------------------|
| March 16, 1988 | L | 63-77 | South Carolina | Columbia, S.C. | NCAA First Round |
|----------------|---|-------|----------------|----------------|------------------|

1992 (1-1)

Midwest Region

| | | | | | |
|----------------|---|--------|------------------|--------------------|-------------------|
| March 18, 1992 | W | 100-87 | Tennessee Tech | Tuscaloosa, Ala. | NCAA First Round |
| March 21, 1992 | L | 68-98 | Western Kentucky | Bowling Green, Ky. | NCAA Second Round |

1993 (1-1)

Midwest Region

| | | | | | |
|----------------|---|----------|------------------|-------------------|-------------------|
| March 17, 1993 | W | 102-70 | Georgia Southern | Tuscaloosa, Ala. | NCAA First Round |
| March 21, 1993 | L | 73-74 OT | North Carolina | Chapel Hill, N.C. | NCAA Second Round |

1994 (4-1)

Midwest Region

| | | | | | |
|----------------|---|-------|----------------|------------------|-------------------|
| March 13, 1994 | W | 96-86 | Oregon State | Tuscaloosa, Ala. | NCAA First Round |
| March 20, 1994 | W | 84-78 | Iowa | Iowa City, Iowa | NCAA Second Round |
| March 25, 1994 | W | 73-68 | Texas Tech | Austin, Texas | NCAA Sweet 16 |
| March 26, 1994 | W | 96-82 | Penn State | Austin, Texas | NCAA Elite Eight |
| April 2, 1994 | L | 66-69 | Louisiana Tech | Richmond, Va. | NCAA Final Four |

1995 (2-1)

East Region

| | | | | | |
|----------------|---|-------------|-------------------|------------------|-------------------|
| March 16, 1995 | W | 82-55 | Mount St. Mary's | Tuscaloosa, Ala. | NCAA First Round |
| March 18, 1995 | W | 121-120 4OT | No. 20 Duke | Tuscaloosa, Ala. | NCAA Second Round |
| March 23, 1995 | L | 56-87 | No. 1 Connecticut | Storrs, Conn. | NCAA Sweet 16 |

1996 (2-1)

West Region

| | | | | | |
|----------------|---|----------|-------------------|------------------|-------------------|
| March 15, 1996 | W | 95-66 | Appalachian State | Tuscaloosa, Ala. | NCAA First Round |
| March 17, 1996 | W | 88-68 | No. 23 N.C. State | Tuscaloosa, Ala. | NCAA Second Round |
| March 23, 1996 | L | 76-78 OT | No. 3 Stanford | Seattle, Wash. | NCAA Sweet 16 |

1997 (2-1)

East Region

| | | | | | |
|----------------|---|-------|-------------------|------------------|-------------------|
| March 4, 1997 | W | 94-50 | Saint Francis | Tuscaloosa, Ala. | NCAA First Round |
| March 16, 1997 | W | 61-52 | St. Joseph's | Tuscaloosa, Ala. | NCAA Second Round |
| March 22, 1997 | L | 71-87 | No. 15 Notre Dame | Columbia, S.C. | NCAA Sweet 16 |

1998 (2-1)

Midwest Region

| | | | | | |
|----------------|---|-------|----------------------|------------------|-------------------|
| March 13, 1998 | W | 94-46 | UNC Greensboro | Tuscaloosa, Ala. | NCAA First Round |
| March 15, 1998 | W | 75-74 | No. 25 UCLA | Tuscaloosa, Ala. | NCAA Second Round |
| March 21, 1998 | L | 57-71 | No. 4 Louisiana Tech | Lubbock, Texas | NCAA Sweet 16 |

1999 (1-1)

Midwest Region

| | | | | | |
|----------------|---|-------|-----------------------|-------------------|-------------------|
| March 12, 1999 | W | 80-68 | Grambling State | Chapel Hill, N.C. | NCAA First Round |
| March 14, 1999 | L | 56-70 | No. 11 North Carolina | Chapel Hill, N.C. | NCAA Second Round |

2000 (0-1)

| | | | | | |
|----------------|---|-------|-------------|--------------------|------------------|
| March 16, 2000 | L | 68-70 | Chattanooga | Chattanooga, Tenn. | WNIT First Round |
|----------------|---|-------|-------------|--------------------|------------------|

2001 (1-1)

| | | | | | |
|----------------|---|-------|---------|------------------|-------------------|
| March 15, 2001 | W | 77-67 | Memphis | Tuscaloosa, Ala. | WNIT First Round |
| March 18, 2001 | L | 72-84 | UAB | Birmingham, Ala. | WNIT Second Round |

POSTSEASON HISTORY

ALL-TIME NATIONAL POSTSEASON RESULTS

2002 (2-1)

| | | | | | |
|----------------|---|-------|------------------|---------------------|--------------------|
| March 13, 2002 | W | 68-67 | Missouri | Columbia, Mo. | WNIT First Round |
| March 17, 2002 | W | 99-77 | Eastern Kentucky | Richmond, Ky. | WNIT Second Round |
| March 19, 2002 | L | 61-79 | Michigan State | East Lansing, Mich. | WNIT Quarterfinals |

2011 (2-1)

| | | | | | |
|----------------|---|-------|--------------|----------------|-------------------|
| March 17, 2011 | W | 80-69 | Memphis | Memphis, Tenn. | WNIT First Round |
| March 20, 2011 | W | 72-70 | Northwestern | Evanston, Ill. | WNIT Second Round |
| March 22, 2011 | L | 59-74 | Toledo | Toledo, Ohio | WNIT Round of 16 |

2016 (0-1)

| | | | | | |
|----------------|---|-------|--------|------------------|------------------|
| March 16, 2016 | L | 52-53 | Tulane | New Orleans, La. | WNIT First Round |
|----------------|---|-------|--------|------------------|------------------|

2017 (3-1)

| | | | | | |
|----------------|---|-------|--------------|------------------|--------------------|
| March 16, 2017 | W | 81-57 | Mercer | Tuscaloosa, Ala. | WNIT First Round |
| March 19, 2017 | W | 55-53 | Little Rock | Tuscaloosa, Ala. | WNIT Second Round |
| March 23, 2017 | W | 72-64 | Tulane | Tuscaloosa, Ala. | WNIT Round of 16 |
| March 26, 2017 | L | 66-76 | Georgia Tech | Atlanta, Ga. | WNIT Quarterfinals |

2018 (3-1)

| | | | | | |
|----------------|---|-------|---------------|------------------|--------------------|
| March 14, 2018 | W | 69-56 | Southern | Tuscaloosa, Ala. | WNIT First Round |
| March 18, 2018 | W | 80-61 | UCF | Tuscaloosa, Ala. | WNIT Second Round |
| March 22, 2018 | W | 61-59 | Georgia Tech | Tuscaloosa, Ala. | WNIT Round of 16 |
| March 25, 2018 | L | 67-74 | Virginia Tech | Blacksburg, Va. | WNIT Quarterfinals |


NCAA Overall Record: 16-10

WNIT Overall Record: 11-7


NWIT Overall Record: 0-3




Alabama advanced to the WNIT quarterfinals in back-to-back seasons (2017, 18).




0
5-9 • Sophomore G
AHRIAHNA GRIZZLE
Toronto, Canada
(Bill Crothers Secondary)




1
5-9 • Junior G
MEGAN ABRAMS
Lafayette, La.
(Lafayette Christian Academy)




2
5-6 • Junior G
KEYARA JONES
Heidelburg, Miss.
(Heidelburg/Jones County CC)




3
5-7 • R-Senior G
JORDAN LEWIS
Windermere, Fla.
(Lake Highland Prep)



4
5-4 • Junior G
TAYLOR SUTTON
Atlanta, Ga.
(Greater Atlanta Christian/MTSU)



5
5-6 • Junior G
HANNAH BARBER
Homewood, Ala.
(Homewood)



11
5-8 • Sophomore G
DESTINY RICE
Shreveport, La.
(North Caddo Magnet)




12
6-1 • Junior F
ALLIE CRAIG CRUCE
Killen, Ala.
(Lauderdale County)




15
6-0 • Freshman G/F
MYRA GORDON
Fort Worth, Texas
(L.D. Bell)




20
6-5 • Junior C
RUTH KOANG
Rochester, N.Y.
(Young Women's College Prep/South Plains CC)




22
6-3 • Senior F
ARIYAH COPELAND
Columbus, Ga.
(Columbus)




5-9
5-9 • Junior G
BRITTANY DAVIS
Manchester, Ga.
(Greenville/Gulf Coast St.)



24
6-0 • Junior G
DE'SHA BENJAMIN
Augusta, Ga.
(Lucy C. Laney)



32
6-3 • Sophomore F
ALANA BUSBY-DUNPHY
Eureka, Calif.
(Eureka/Dodge City CC)




40
6-3 • Senior F
JASMINE WALKER
Montgomery, Ala.
(Jefferson Davis/Florida State)




KRISTY CURRY
Head Coach 8th Season
NORTHEAST LOUISIANA, 1988



KELLY CURRY
Asst. Coach 8th Season
TEXAS A&M, 1990



TIFFANY COPPAGE
Asst. Coach 3rd Season
MISSOURI STATE, 2009




JANESE CONSTANTINE
Asst. Coach 1st Season
WISCONSIN, 2008




BRIAN JOHNSON
Dir. of Ops 5th Season
TENNESSEE, 2016



JOHN CLARK
Video/Creative Content 2nd Season
ST. GREGORY'S, 2014



TERRY JONES
Strength and Conditioning 33rd Season
ALABAMA, 1977



DARAH MCINTURF
Athletic Trainer 3rd Season
OHIO, 2014



DE'SHA
BENJAMIN

MEGAN
ABRAMS