

# ALABAMA



MEESHONTI  
KNIGHT

HANNAH  
COOK

ASHLEY  
WILLIAMS

## TABLE OF CONTENTS

### INTRODUCTION

Athletics Communications Staff	1
Quick Facts	1
Roster	2
Schedule	3
Media Information	4
Campus Life	5
President Dr. Stuart Bell	6
Academics	7
Director of Athletics Greg Byrne	8
Coleman Coliseum/Foster Auditorium	9

### OUTLOOK

Preview	10
---------	----

### THE TEAM

Coaching Staff	11-18
Support Staff	19
Returning Student-Athletes	20-39
Newcomers	40-43

### YEAR IN REVIEW

2016-17 Statistics	44-49
--------------------	-------

### RECORDS AND HISTORY

Year-by-Year Team Statistics	50
Team Scoring Records	51
Individual Scoring Records	52
Field Goal Records	53-54
Free Throw Records	55
1,000 Point Club	56-60
Rebound Records	61
Assist Records	62
Steals Records	63
Blocks Records	63
Games Played/Started Records	63
vs. AP Top 25	64
100-plus Point Games	64
Home Game Records	65
Coaching Records	66
All-Time Roster	67-68
All-Time Jersey Numbers	69-70
All-Time Assistant Coaches	70
SEC Awards	71
All-Americans	72-73
Miscellaneous Awards	74
Academic Awards	75
Series Results	76-84
Year-by-Year Results	85-93
WNBA	94-95
SEC Tournament Results	96-97
Postseason Results	98-99
Radio/Television Chart	100

## UNIVERSITY INFORMATION

Location	Tuscaloosa, Ala.
Enrollment	38,563
Founded	April 12, 1831
Nickname	Crimson Tide
Colors	Crimson and White
Conference	Southeastern
President	Dr. Stuart Bell
Athletics Director	Greg Byrne
Senior Woman Administrator	Marie Robbins
Faculty Representative	Dr. James King
Facility	Coleman Coliseum
Capacity	15,383

## TEAM INFORMATION

2016-17 Overall Record	22-14
2016-17 SEC Record	5-11 (11th)
Starters R/L	5/0
Letterwinners R/L	10/0
Newcomers	4
All-Time Record	722-562 (.562)
All-Time SEC Record	152-288 (.345)
All-Time Home Record	362-175 (.674)
First Season	1974
NCAA Appearances	10 (1984, 1988, 1992-99)
WNIT Appearances	6 (2000-02, 2011, 2016-17)

## COACHING STAFF

Head Coach	Kristy Curry
Alma Mater	Northeast Louisiana, 1988
Record at Alabama	64-65 (.496)
Overall Record	373-214 (.635)
SEC Record	18-46 (.281)
Season at Alabama	Fifth
Assistant Coach	Kelly Curry
Alma Mater	Texas A&M, 1990
Season at Alabama	Fifth
Assistant Coach	Brooks Williams
Alma Mater	Mississippi State, 2000
Season at Alabama	Second
Assistant Coach	Shereka Wright
Alma Mater	Purdue, 2004
Season at Alabama	Fifth
Director of Operations	Grant Fausset
Alma Mater	Purdue, 2004
Season at Alabama	Fifth
Coordinator of Player Development, Recruiting and Video Operations	Brian Johnson
Alma Mater	Tennessee, 2016
Season at Alabama	Second

## ATHLETICS COMMUNICATIONS STAFF



### JESSICA PARÉ (WBB CONTACT)

Associate Athletics Director,  
Communications  
Office: (205) 348-6084  
Cell: (205) 394-5985  
e-mail: jpare@ia.ua.edu



### JOSH MAXSON

Assistant Athletics Director,  
Football Communications  
Office: (205) 348-3631  
e-mail: jmaxson@ia.ua.edu



### AARON JORDAN

Director of  
Communications  
Office: (205) 348-6084  
e-mail: ajordan@ia.ua.edu



### ROOTS WOODRUFF

Associate Director of  
Athletics Communications  
Office: (205) 348-6084  
e-mail: rwoodruff@ia.ua.edu



### TODD BELL

Assistant Director of  
Athletics Communications  
Office: (205) 348-6084  
e-mail: tbell@ia.ua.edu



### NATHAN SHEEHAN

Assistant Director of  
Athletics Communications  
Office: (205) 348-6084  
e-mail: nsheehan@ia.ua.edu



### ALEX THOMPSON

Assistant Director of  
Athletics Communications  
Office: (205) 348-6084  
e-mail: athompson@ia.ua.edu



### NIA BARNES

Communications  
Assistant  
Office: (205) 348-6084  
e-mail: nbarnes@ia.ua.edu



### ZACH RHODES

Communications  
Assistant  
Office: (205) 348-6084  
e-mail: zrhodes@ia.ua.edu  
*\*Secondary WBB contact\**

## CREDITS

The 2017-18 University of Alabama women's basketball media guide was produced by the staff of the Alabama Athletics Communications Office. The publication was written and edited by Jessica Paré with assistance from Jeff Gillis, Zach Rhodes and Mac Hanslip. Photography by Alabama Athletics Director of Photography Kent Gidley, Amelia Barton, Robert Sutton and student assistants. Special thanks to the Crimson Tide coaching staff, Brent Hollingsworth for the cover design and the staff of the SEC office. Copyright 2017 by the Board of Trustees of The University of Alabama. "Roll Tide," "Crimson Tide," "Bama" and the primary and secondary logos are registered trademarks of The University of Alabama.

## 2017-18 ALABAMA ROSTER

### NUMERICAL

No.	Name	Pos.	Ht.	Year	Exp.	Hometown (Previous School)
1	Quanteria Bolton	F	6-0	Sr.	3L	Anniston, Ala. (Anniston HS)
2	Amber Richardson	G	6-0	So.	TR	Garner, N.C. (NC State)
3	Jordan Lewis	G	5-7	So.	1L	Windermere, Fla. (Lake Highland Prep)
5	Alana da Silva	G	5-6	Sr.	1L	Sao Paulo, Brazil (New Mexico JC)
10	DaiJia Ruffin	G	5-9	Jr.	TR	Louisville, Ky. (UT Martin)
11	Hannah Cook	G	6-0	Sr.	3L	Ozark, Mo. (Ozark HS)
13	Coco Knight	G	5-7	Sr.	1L	Bay Minette, Ala. (Shelton State CC)
15	Meoshonti Knight	G	5-8	Sr.	3L	Morgan City, La. (Central Catholic HS)
20	Ashley Williams	F	6-0	Sr.	3L	Covington, Ga. (Alcovy HS)
21	Taylor Berry	G	5-9	Jr.	2L	New Orleans, La. (Mt. Carmel Academy)
22	Ariyah Copeland	F	6-3	Fr.	HS	Columbus, Ga. (Columbus HS)
23	Shaquera Wade	G	6-3	Jr.	2L	Huntsville, Ala. (Huntsville HS)
25	Ashley Knight	F	6-5	So.	1L	Austin, Texas (Lyndon B. Johnson HS)
40	Jasmine Walker	F	6-3	So.	TR	Montgomery, Ala. (Florida State)

### ALPHABETICAL

No.	Name	Pos.	Ht.	Year	Exp.	Hometown (Previous School)
21	Taylor Berry	G	5-9	Jr.	2L	New Orleans, La. (Mt. Carmel Academy)
1	Quanetria Bolton	F	6-0	Sr.	3L	Anniston, Ala. (Anniston HS)
11	Hannah Cook	G	6-0	Sr.	3L	Ozark, Mo. (Ozark HS)
22	Ariyah Copeland	F	6-3	Fr.	HS	Columbus, Ga. (Columbus HS)
5	Alana da Silva	G	5-6	Sr.	1L	Sao Paulo, Brazil (New Mexico JC)
25	Ashley Knight	F	6-5	So.	1L	Austin, Texas (Lyndon B. Johnson HS)
13	Coco Knight	G	5-7	Sr.	1L	Bay Minette, Ala. (Shelton State CC)
15	Meoshonti Knight	G	5-8	Sr.	3L	Morgan City, La. (Central Catholic HS)
3	Jordan Lewis	G	5-7	So.	1L	Windermere, Fla. (Lake Highland Prep)
2	Amber Ricahrdson	G	6-0	So.	TR	Graner, N.C. (NC State)
10	DaiJia Ruffin	G	5-9	Jr.	TR	Louisville, Ky. (UT Martin)
23	Shaquera Wade	G	6-0	Jr.	2L	Huntsville, Ala. (Huntsville HS)
40	Jasmine Walker	F	6-3	So.	TR	Montgomery, Ala. (Florida State)
20	Ashley Williams	F	6-0	Sr.	3L	Covington, Ga. (Alcovy HS)

### INSIDE THE ROSTER

#### Returning Letterwinners (10)

Taylor Berry  
 Quanetria Bolton  
 Hannah Cook  
 Alana da Silva  
 Ashley Knight  
 Coco Knight  
 Meoshonti Knight  
 Jordan Lewis  
 Shaquera Wade  
 Ashley Williams

#### Returning Starters (5)

Quanetria Bolton  
 Hannah Cook  
 Jordan Lewis  
 Shaquera Wade  
 Ashley Williams

#### Newcomers (4)

Ariyah Copeland  
 Amber Richardson  
 DaiJia Ruffin  
 Jasmine Walker

#### Seniors (6)

Quanetria Bolton  
 Hannah Cook  
 Alana da Silva  
 Coco Knight  
 Meoshonti Knight  
 Ashley Williams

#### Juniors (3)

Taylor Berry  
 DaiJia Ruffin  
 Shaquera Wade

#### Sophomores (4)

Ashley Knight  
 Jordan Lewis  
 Amber Richardson  
 Jasmine Walker

#### Freshman (1)

Ariyah Copeland

### PRONUNCIATIONS

Quanetria Bolton	kwan-EE-tree-uh
Alana da Silva	uh-LAH-nuh
Meoshonti Knight	mee-oh-SHON-tee
DaiJia Ruffin	DAY-juh
Ariyah Copeland	uh-RYE-ah
Shaquera Wade	shuh-KEER-uh

## 2017-18 SCHEDULE

Date	Opponent	Location	Time (CT)	TV
Wednesday, Nov. 1	Antelope Valley <sup>1</sup>	Tuscaloosa, Ala.	7 p.m.	SEC Network +
Friday, Nov. 10	Alabama A&M	Tuscaloosa, Ala.	7 p.m.	SEC Network +
Monday, Nov. 13	Utah	Tuscaloosa, Ala.	7 p.m.	SEC Network +
Thursday, Nov. 16	Jacksonville <sup>2</sup>	Tuscaloosa, Ala.	11:30 a.m.	SEC Network +
Sunday, Nov. 19	at Georgia Southern	Statesboro, Ga.	1 p.m.	
Thursday, Nov. 23	vs. NC State <sup>3</sup>	Fort Lauderdale, Fla.	1:30 p.m.	
Friday, Nov. 24	vs. Elon <sup>3</sup>	Fort Lauderdale, Fla.	4 p.m.	
Friday, Dec. 1	at TCU <sup>4</sup>	Fort Worth, Texas	Noon	FSSW
Thursday, Dec. 7	at Lipscomb	Nashville, Tenn.	6:30 p.m.	
Sunday, Dec. 10	Grambling State	Tuscaloosa, Ala.	2 p.m.	SEC Network +
Sunday, Dec. 17	SMU	Tuscaloosa, Ala.	2 p.m.	SEC Network +
Tuesday, Dec. 19	Missouri State	Tuscaloosa, Ala.	Noon	SEC Network +
Wednesday, Dec. 20	Murray State	Tuscaloosa, Ala.	7 p.m.	SEC Network +
Thursday, Dec. 28	Florida A&M	Tuscaloosa, Ala.	7 p.m.	SEC Network +
Sunday, Dec. 31	Missouri *	Tuscaloosa, Ala.	2 p.m.	SEC Network +
Thursday, Jan. 4	at Florida *	Gainesville, Fla.	6 p.m.	SEC Network +
Sunday, Jan. 7	at Arkansas *	Fayetteville, Ark.	3 p.m.	SEC Network
Thursday, Jan. 11	LSU *	Tuscaloosa, Ala.	7 p.m.	SEC Network +
Sunday, Jan. 14	at Mississippi State *	Starkville, Miss.	3 p.m.	ESPNU
Thursday, Jan. 18	Texas A&M *	Tuscaloosa, Ala.	7 p.m.	SEC Network +
Sunday, Jan. 21	Vanderbilt * <sup>5</sup>	Tuscaloosa, Ala.	2 p.m.	SEC Network +
Thursday, Jan. 25	at Kentucky *	Lexington, Ky.	6 p.m.	SEC Network +
Sunday, Jan. 28	at Auburn *	Auburn, Ala.	4 p.m.	SEC Network
Sunday, Feb. 4	Arkansas *	Tuscaloosa, Ala.	1 p.m.	SEC Network
Thursday, Feb. 8	South Carolina *	Tuscaloosa, Ala.	6 p.m.	SEC Network
Sunday, Feb. 11	at Ole Miss *	Oxford, Miss.	2 p.m.	SEC Network +
Thursday, Feb. 15	at Tennessee *	Knoxville, Tenn.	5:30 p.m.	SEC Network
Sunday, Feb. 18	Auburn * <sup>6</sup>	Tuscaloosa, Ala.	4 p.m.	SEC Network
Thursday, Feb. 22	Georgia *	Tuscaloosa, Ala.	7 p.m.	SEC Network +
Sunday, Feb. 25	at LSU *	Baton Rouge, La.	2 p.m.	SEC Network +
Wed., Feb. 28 - Sun. March 4	SEC Tournament	Nashville, Tenn.	TBA	SEC Network/ ESPNU/ESPN2

\* - Southeastern Conference game

1 - Exhibition

2 - 5th Grade Fastbreak

3 - Puerto Rico Clasico (Fort Lauderdale, Fla.)

4 - Big 12/SEC Challenge

5 - We Back Pat

6 - Power of Pink/Play4Kay

**ATHLETICS COMMUNICATIONS OFFICE**

The Alabama Athletics Communications Office is located on the ground level of Coleman Coliseum.

Phone: (205) 348-6084  
 Fax: (205) 348-8841

**MAILING ADDRESS**

Alabama Athletics Communications  
 PO Box 870391  
 Tuscaloosa, AL 35487

**OVERNIGHT SHIPPING**

Alabama Athletics Communications  
 1201 Coliseum Drive  
 Room 170  
 Tuscaloosa, AL 35401

**MEDIA CREDENTIALS**

Credentials are required for access on the floor at all University of Alabama home women's basketball games. Media and photo credential requests should be sent via e-mail to Associate Athletics Director of Communications Jessica Paré at [jpare@ia.ua.edu](mailto:jpare@ia.ua.edu). Placecards on press row identify media seating. Credentials may be picked up at the media will call table at Coleman Coliseum. Will call will open two hours prior to tipoff and is located in the southeast corner of Coleman Coliseum.

Parking is available on a first-come, first-serve basis in the Coleman Coliseum parking lot.

**INTERVIEWS**

Alabama head coach Kristy Curry and student-athletes are available for interviews in person or, with prior arrangement, by telephone. Alabama practices are held in both Foster Auditorium and Coleman Coliseum. Practices are closed to the media, unless prior arrangements have been made. Curry and student-athletes can be made available following the completion of practice, depending upon class schedules, travel or other plans. Media wishing to attend practice should contact Jessica Paré at least one day in advance. Practice plans can be obtained through the athletics communications office.

On game day, only postgame interviews are allowed. Please arrange all interviews through the athletics communications staff.

**RADIO BROADCASTS**

Visiting teams wishing to broadcast games from Coleman Coliseum are provided access to one phone line. Calls are charged to the visiting radio network. Should an additional line be

required, broadcasters must arrange their own hookup through The University of Alabama Telecommunications Office at (205) 348-6300. Visiting radio broadcasters must call in advance or have their media relations office notify Alabama that they will be broadcasting the game and will require credentials. Alabama provides a monitor that is hooked up to the computer stats program, providing electronic media up-to-the-second stats.

**GAME SERVICES**

Complete team and individual statistics (box score), quotes and a running play-by-play are provided to the media who cover the Crimson Tide at home. Copies of stats, game notes, media guides and roster sheets are available in the media room, located off the southeast side of the court near the media seating in section O. Complete books, which include the box and play-by-play, will be brought to the media room promptly following the game's conclusion. At home games, with five minutes remaining on the game clock, a member of the Athletics Communications staff will collect postgame interview requests. Approximately 10 minutes after the game ends, the two head coaches and the requested student-athletes will come to the interview room adjacent to press row in Coleman Coliseum.

**INTERNET**

Information about The University of Alabama athletics can be found online at [RollTide.com](http://RollTide.com). Site offerings include rosters, schedules, results, stats, box scores and biographical information. Members of the media can access high-resolution photos of Tide student-athletes and teams via the Crimson Tide Digital Media platform ([CrimsonTideMedia.com](http://CrimsonTideMedia.com)), which also provides access to a centralized location for helpful information on covering the Tide and credential requests.

From the website, Tide fans can find a link to listen to Alabama games live via the internet and follow home game action via live stats.

Wireless internet is available throughout Coleman Coliseum, while ethernet jacks are available at every seat in section O and in the media room.

**VIDEO FOOTAGE/SATELLITE FEEDS**

The University of Alabama, through Crimson Tide Sports Marketing and the Crimson Tide Sports Network, offers a weekly 15-minute satellite feed consisting of interviews with coaches and athletes, taped highlights and a narrated taped package. The package is offered September through May. During the

season, the women's basketball team is included in this package. For its key home games, Alabama may offer a feed following the game that night.

Please call CTSM at (205) 348-9610 for more details, including the time and coordinates, if interested in taking the feed. To obtain video footage of the team, please contact CTSM at the above number.

**SOCIAL MEDIA**

In addition to [RollTide.com](http://RollTide.com), news, video and features on the Alabama women's basketball team can be found on Facebook, Twitter, Instagram and YouTube by searching for AlabamaWBB.

**SEC VIDEO FEEDS/TELEVISION**

Through the SEC Network, highlights of SEC events are free to embed in your website. Please visit [SECNetwork.com](http://SECNetwork.com) for embeddable clips of event highlights. The usage of clips is unlimited. To do so: A. Locate the video you want on the [SECNetwork.com](http://SECNetwork.com) website. B. Click the "Tool" icon below the video, then click "Share"; Make sure to wait until the ad ends. C. Grab the embed code, paste it into your content management system or provide it to your website's engineer.

**RADIO NETWORK**

Alabama women's basketball can be heard on the radio by tuning into one of the 15 stations state-wide as part of the Crimson Tide Sports Network (CTSN).

**SEC NETWORK +**

SEC Network + events are exclusively available on [SECNetwork.com](http://SECNetwork.com) and via WatchESPN. SEC Network + events will add live and on-demand coverage of more than 550 digital-exclusive sporting events to the SEC Network multi-screen output in the first year. Ranging across multiple sports from all member schools, SEC Network + events will all be high-quality, multi-camera productions – enabled by extensive new technological and production capabilities built out by ESPN and SEC schools in support of the SEC Network launch.

In addition to authenticated access to the SEC Network and SEC Network + (via laptops and desktops; access via iOS and Android smartphones and tablets is via WatchESPN), SEC Network + will also serve as a platform to deliver additional events produced by the schools and [SECNetwork.com](http://SECNetwork.com) will also feature original short clips, video from studio programs, original digital video projects and more.

# ON YOUR CAMPUS...

## ALABAMA PRESIDENT DR. STUART R. BELL

Dr. Stuart R. Bell became the 29th president of The University of Alabama in July 2015, bringing with him 30 years of experience in higher education. He had previously served at the Capstone for 16 years as a faculty member and department head of mechanical engineering. During this time, he also founded and directed an interdisciplinary research center, the Center for Advanced Vehicle Technologies, which continues to thrive today.

Since his return to the Capstone, Dr. Bell has led the University to develop a strategic plan that maps out the aspirations of the campus for the next five years and beyond. Renewing UA's commitment to its students and the campus community, and with a focus on significantly increasing investments in faculty and research, the plan promises to improve the quality of life for citizens across our state, nation and world. Already, several of the plan's initiatives are underway, with multiple research institutes formed on campus, creating an interdisciplinary approach to address national and worldwide challenges in the areas of water, transportation and lifespan research.

Prior to returning to UA as president, Dr. Bell was executive vice president and provost at Louisiana State University. Before his time at LSU, he served the University of Kansas as dean of the School of Engineering. Under his leadership, both institutions opened new facilities and saw great success in student recruitment and retention.

An Abilene, Texas, native, Dr. Bell earned a nuclear engineering degree from Texas A&M University in 1979. He earned his master's degree and doctorate in mechanical engineering from the same university in 1981 and 1986, respectively.

It was also at Texas A&M that he met and fell in love with his wife, Susan. They have three adult children, Stuart, Stacy and Stephen, and they are the proud grandparents to one granddaughter.



- Enrollment at The University of Alabama reached a record high of 38,563 for fall 2017. More than 40 percent of UA's 7,407-member freshman class scored 30 or higher on the ACT and 38 percent were in the top 10 percent of their high school graduating class. The entering class carries an average high school grade-point average of 3.72, with 34 percent having a high school GPA of 4.0 or higher.
- The University of Alabama is a leader among public universities nationwide in the enrollment of National Merit Scholars, with more than 500 currently enrolled.
- Ranked among the top 50 public universities in the nation in U.S. News and World Report's annual college rankings for more than a decade, UA ranked 46th among public universities in the 2016 rankings. UA's latest college rankings include:
  - The School of Law is ranked 26th among all law schools in the nation (9th among public universities), spring 2017.
  - The School of Library and Information Studies is ranked 28th nationally in the latest rankings for library schools, spring 2017.
- University of Alabama students continue to win prestigious national awards. Fifty-one UA students have been named Goldwater Scholars, including four in 2017. The University of Alabama has produced a total of 15 Rhodes Scholars, 16 Truman Scholars, 32 Hollings Scholars and 11 Boren Scholars.
- Thirty UA faculty have received National Science Foundation CAREER Awards, the nation's most prestigious recognition of top-performing young scientists, in disciplines ranging from nanoscience and engineering to biological sciences.
- Dr. Yang-Ki Hong, a professor of electrical and computer engineering, leads UA research to help electric vehicles become more efficient, cheaper and to rely on more sustainable materials. The National Science Foundation selected UA and three other universities in 2017 to team with government agencies and private companies to pursue technological advancements with automobiles.
- Fourteen University of Alabama graduates have accepted Fulbright awards to study and teach abroad during 2017-2018.
- *U.S. News and World Report* ranks The University of Alabama's Manderson Online Business Master's programs 14th in the nation, up from 75th the previous year. The rankings are based on level of accreditation, faculty credentials, admissions selectivity, reputation for excellence among peer institutions, and academic and career support services offered to students.
- Public Accounting Report's 2016 rankings place UA's Culverhouse School of Accountancy's undergraduate and master's programs eighth in the nation and the doctoral program ninth.
- *PRWeek* Magazine has recognized the public relations program in The University of Alabama's College of Communication and Information Sciences as one of the top five programs in the nation seven times.

# ON YOUR CAMPUS...



# GREG BYRNE

## DIRECTOR OF ATHLETICS



One of the most acclaimed and respected administrators in collegiate athletics, Greg Byrne was formally introduced as The University of Alabama's Director of Athletics on January 19, 2017, and officially began his tenure leading the department on March 1.

Byrne's role at Alabama is his third venture at the helm of a major collegiate athletics program. Prior to coming to Alabama, Byrne was Vice President for Athletics at the

University of Arizona from 2010-17 and was Director of Athletics at Mississippi State University from 2008-10. With more than 20 years of experience as an athletics administrator, Byrne has fashioned an impressive administrative career highlighted by consistent success in fundraising, innovative strategies and competitive success with a strong emphasis on academic excellence.

Throughout his career, Byrne has been consistently more impactful and successful with each step up the administrative ladder. As a fundraiser, he has been directly involved in raising more than \$200 million in gifts during his career. As a leader of competitive athletics programs, he has fostered major improvements across the spectrum of sports at both programs he has led. A proponent of developing student-athletes into productive people after college, Byrne has led programs that have attained academic success at levels not reached prior to his tenure.

He also has deep experience working in the Southeastern Conference (SEC), having spent 2002 to 2005 at the University of Kentucky as Associate Athletics Director for Development and

Fundraising before a four-year stint at Mississippi State (2006-10). From 2006-08, Byrne served as Associate Athletics Director for External Affairs at MSU before becoming Director of Athletics.

Under Byrne's leadership, Arizona Athletics underwent more than \$140 million in construction and renovation of athletics facilities. That work was highlighted by the \$72 million Lowell-Stevens Football Facility, the addition of two video boards in Arizona Stadium (football), and a new scoreboard in the McKale Center (basketball). Additionally, Byrne oversaw a \$30 million renovation of the McKale Center, a project that included upgraded locker rooms, seating, restrooms, concessions, enhanced lighting and a new playing floor.

At Mississippi State, where he was the youngest athletics director in the SEC and the youngest to lead an athletic program at the NCAA Division I-A level, Byrne oversaw the hiring of head football coach Dan Mullen and former head baseball coach and current Director of Athletics John Cohen.

As the son of veteran athletics administrator Bill Byrne, one of the nation's most prominent college sports administrators with 30 years of experience as an Athletics Director, Greg Byrne has been around the enterprise of running successful athletic programs for most of his life.


A native of Pocatello, Idaho, Byrne earned his bachelor's degree from Arizona State University in 1994 and his master's degree from Mississippi State University in 2009. Byrne is married to the former Regina Misa of Junction City, Ore., and the couple has two sons, Nick and Davis.




Greg and his wife, Regina, with sons Nick and Davis.




# ATHLETICS ADMINISTRATION



**FINUS GASTON**  
DEPUTY DIRECTOR OF ATHLETICS/CFO



**KEVIN ALMOND**  
EXECUTIVE ASSOCIATE ATHLETICS DIRECTOR



**DR. JAMES KING**  
FACULTY ATHLETICS REPRESENTATIVE



**MARIE ROBBINS**  
SENIOR ASSOCIATE ATHLETICS DIRECTOR/SWA



**J BATT**  
SENIOR ASSOCIATE ATHLETICS DIRECTOR, DEVELOPMENT



**JON DEVER**  
SENIOR ASSOCIATE ATHLETICS DIRECTOR, STUDENT SERVICES



**JEFF PURINTON**  
SENIOR ASSOCIATE ATHLETICS DIRECTOR, EXTERNAL OPERATIONS



**MATT SELF**  
SENIOR ASSOCIATE ATHLETICS DIRECTOR, COMPLIANCE



**JEFF ALLEN**  
ASSOCIATE ATHLETICS DIRECTOR, SPORTS MEDICINE




**CHRIS BESANCENEY**  
ASSOCIATE ATHLETICS DIRECTOR, TICKETING AND TIDE PRIDE



**SAM BRANCH**  
ASSOCIATE ATHLETICS DIRECTOR, DEVELOPMENT



**TROY FINNEY**  
ASSOCIATE ATHLETICS DIRECTOR, SPORTS TECHNOLOGY



**TOMMY FORD**  
ASSOCIATE ATHLETICS DIRECTOR, ALUMNI RELATIONS



**TIFFINI GRIMES**  
ASSOCIATE ATHLETICS DIRECTOR, COMPLIANCE/ CHIEF DIVERSITY OFFICER



**BRAD LEDFORD**  
ASSOCIATE ATHLETICS DIRECTOR, STRATEGIC MARKETING




**ED MARYNOWITZ**  
ASSOCIATE ATHLETICS DIRECTOR, FOOTBALL



**JESSICA PARÉ**  
ASSOCIATE ATHLETICS DIRECTOR, COMMUNICATIONS



**JEFF SPRINGER**  
ASSOCIATE ATHLETICS DIRECTOR, EQUIPMENT OPERATIONS



**AARON VOLD**  
ASSOCIATE ATHLETICS DIRECTOR, DEVELOPMENT




**JUSTIN BRANT**  
ASSISTANT ATHLETICS DIRECTOR, CRIMSON TIDE PRODUCTIONS



**CHRIS DARLING**  
ASSISTANT ATHLETICS DIRECTOR, DEVELOPMENT




**MICHAEL DEAN**  
ASSISTANT ATHLETICS DIRECTOR, COMPLIANCE



**JESSIE GARDNER**  
ASSISTANT ATHLETICS DIRECTOR, STUDENT-ATHLETE ENHANCEMENT




**RAND HARRIS**  
ASSISTANT ATHLETICS DIRECTOR, INFORMATION TECHNOLOGY



**ALLISON JEFFREYS**  
ASSISTANT ATHLETICS DIRECTOR, HUMAN RESOURCES



**RED LEONARD**  
ASSISTANT ATHLETICS DIRECTOR, EVENT MANAGEMENT



**DANIEL LYERLY**  
ASSISTANT ATHLETICS DIRECTOR, FOOTBALL VIDEO SERVICES




**RYAN MAJERCIK**  
ASSISTANT ATHLETICS DIRECTOR, MARKETING AND FAN DEVELOPMENT



**JOSH MAXSON**  
ASSISTANT ATHLETICS DIRECTOR, FOOTBALL COMMUNICATIONS




**BRANDON SEVEDGE**  
ASSISTANT ATHLETICS DIRECTOR, FACILITIES



**KYLE VASEY**  
ASSISTANT ATHLETICS DIRECTOR, STRATEGIC PLANNING



**AMY WOODS**  
ASSISTANT ATHLETICS DIRECTOR, FINANCE



## COLEMAN COLISEUM

Alabama women's basketball returned to Coleman Coliseum during the 2016-17 season after playing primarily at Foster Auditorium following the building's renovation in 2011.

"One of the first things I talked about in my introductory press conference when we arrived three years ago was building our fan base," said women's basketball head coach Kristy Curry. "We've worked really hard at that both on the court and in the community, and in turn, those fans have provided us with one of the most incredible and electric home court atmospheres anywhere. Foster Auditorium is such a special place, and we have enjoyed calling it our home since day one. We will continue to work out of and practice in Foster, but we are thrilled that the interest and excitement around the program has made for a move back to Coleman Coliseum."

Women's basketball played 35 games in Foster from 1975-81, splitting time between Foster Auditorium and the main floor of Coleman Coliseum, until permanently moving to Coleman Coliseum from 1981-2011. Following the completion of the renovation, women's basketball played its final three home games of the 2010-11 season in Foster before its first complete season in the building during the 2011-12 campaign. All but four of its home games, which includes two season-opening doubleheaders with men's basketball and a pair of 5th Grade Fastbreak games, were played at Foster Auditorium from 2011-16.

### COLEMAN COLISEUM

Opened on January 30, 1968, and originally named Memorial Coliseum, Coleman Coliseum has served as the home court of the Alabama basketball team for 42 years.

One of college basketball's finest facilities then and now, the multi-purpose arena was ahead of its time when originally constructed at a cost of \$4.2 million. The building occupies two acres of land with the roof reaching 90 feet above the playing surface and almost 100,000 square feet of space in the main seating area.

The arena was re-dedicated in 1988 as Coleman Coliseum in honor of Jeff Coleman, a long-time Crimson Tide historian,

business manager for athletics and alumni director that served on the committee that oversaw construction and planning of the Coliseum.

The coliseum houses a number of athletic department offices, the ticket and Tide Pride offices, a club level room (the Crimson Tide Room), a President's reception area (the C.M. Newton Room), an auxiliary gymnasium, an equipment room, weight rooms, steam bath, training room, food service areas, photo studios and locker room facilities for staff and athletes.

### FOSTER AUDITORIUM

Originally built in 1939, Foster Auditorium was named in 1942 for Richard Clarke Foster, president of The University of Alabama from 1937-41. It was the largest and most expensive of 14 buildings added to campus between 1936 and 1939 using funds from the Public Works Administration.

In its original capacity, Foster served as home for intramural sports, graduations, concerts, lectures and campus meetings. It also served as the home of several varsity athletic programs over the years, including men's basketball from 1939-68, women's volleyball from 1974-81, 1989-95 and 2011-present, women's basketball, which played selected games in Foster, from 1975-81, and gymnastics from 1975-84.



## FOSTER AUDITORIUM

## 2017-18 SEASON OUTLOOK

Kristy Curry's first recruiting class is all grown up now and the fifth-year Alabama women's basketball coach thinks her seniors are poised to return Alabama to the NCAA tournament for the first time since 1999.

"That's what we feel like this team was designed to do, to compete for an opportunity to win an SEC championship and to compete for an NCAA tournament berth for the first time in 19 years," Curry said. "We feel like we've taken the steps necessary. We return more points than anyone in the SEC, return everyone along with four new faces.

"We enter the year with great optimism and great excitement."

The entire squad is back from last year, including seniors Quanetria "NeNe" Bolton, Hannah Cook, Alana da Silva, Coco Knight, Meoshonti Knight and Ashley Williams, juniors Taylor Berry and Shaquera Wade and sophomores Ashley Knight and Jordan Lewis.

"We have a lot of talent and depth in numbers that we just haven't had," Curry pointed out. "And that's what this league is, a league of depth and talent at every position, so we feel like we've built this roster to the point where we have a chance to make a really special run this year."

The four new faces Curry referred to are freshman forward Ariyah Copeland and transfers Amber Richardson (North Carolina State), DaiJia Ruffin (UT Martin) and Jasmine Walker (Florida State). All three were on the team last year but sat out to comply with NCAA transfer rules. Walker and Richardson were mid-year transfers and will not be eligible to play until December.

Even on a team with talent and depth, Curry pointed out the impact our transfers can make.

"Walker becomes eligible Dec. 17, along with Richardson, and Ruffin is eligible from the get-go, so we feel like we have three experienced newcomers."

They will join a group that showed flashes of potential at times, but rarely on a consistent basis. Alabama finished eighth in the conference in scoring offense and sixth in scoring defense, with only 2017 runner-up Mississippi State and 2017 national champion South Carolina ranking higher in both categories. But with Alabama ranking 12th in field goal percentage and last in free-throw percentage, Curry knows where her team needs to improve.

"We've got to have improved free-throw shooting," she said. "When you've got one player shooting over 80 percent, that's not enough. At one point last year, we were getting to the free-throw line more than anybody in the country. That's incredible, but we've got to convert."

Alabama's 68.1 percent shooting translated to 280 points lost at the free-throw line last season as the Tide averaged 15 points in 23 attempts. That offset a quality defense and big-play potential from Cook, who led the league in 3-point percentage; Williams, who ranked 16th in the conference in rebounding; Lewis, who ranked fifth in assists; and Knight, whose 90 blocked shots led the league and set a school record in her first season.

"We've tried to build the team with more talent," Curry said. "We feel like we have one of the best front lines in the league as far as depth. We feel like we have outstanding youth. When you look at Jordan Lewis and Ashley Knight, two players on the (2017) All-SEC Freshman team, we were the only team with two players on that team."

After reaching the quarterfinals of the SEC tournament and the WNIT last year, the Alabama women's basketball team is ready for more. The Tide is one of only two conference teams (Ole Miss, 2007) that hasn't been to the NCAA tournament in the last decade and the only one that hasn't been this century. Last year's postseason experience, Curry believes, set the stage for a better finish this season.

"It was huge because when you inherit a program that's used to winning, it's a little different from inheriting one in which you're trying to teach them how to win," she said. "So once your players experience a taste of that, I think this group wants to be more consistent because they understand what it feels like now."





**KRISTY  
CURRY**

Head Coach

Fifth Season

NORTHEAST LOUISIANA, 1988

It did not take long to realize that Kristy Curry was just who Alabama needed to take over the reins as head coach of the women's basketball program. Since being formally introduced on May 16, 2013, Curry and her staff have established a culture that has helped the Crimson Tide make positive strides, both on and off the court, year after year.

Each season under Curry, who is in her fifth year, has produced significant wins and new milestones. In 2016-17, Alabama collected 22 wins, which is the most since the 1997-98 season and reached the quarterfinals of the Women's National Invitation Tournament for the first time since 2002. The Tide also advanced to the quarterfinals of the Southeastern Conference tournament for the first time in over a decade with wins over Vanderbilt and Tennessee.

In addition to the team success, several individuals had standout campaigns. Juniors Hannah Cook and Ashley Williams became members of UA's 1,000 point club on back-to-back days, while Ashley Knight and Jordan Lewis were two of the most impactful freshmen in the league last season. Knight led the SEC in overall blocks, becoming the first Alabama student-athlete in history to do so, and set the Alabama single-season record with her 90 rejections. Lewis, who started every game at the point guard position, became the Tide's first Associated Press SEC Newcomer of the Year and was named SEC Freshman of the Week five times.

During the 2015-16 season, Curry guided Alabama to a win over women's basketball powerhouse Tennessee, which was the first since 1984, ending a 42-game losing streak to the Lady Volunteers, and the first victory in the series in program history in Tuscaloosa. The Tide also made it back to the postseason after having been out for five consecutive years.

In 2014-15, Alabama reached double-digit wins in non-conference play for the first time since 2010, which included a victory over 12th-ranked Nebraska.

Curry's inaugural season at the Capstone saw seven Southeastern Conference victories, marking the most since the 2001-02 season. Included in those wins was the first in Lexington against Kentucky since 2002, the first against Georgia since 2004, snapping a 23-game losing streak to the Lady Bulldogs, and the first in program history at Vanderbilt's Memorial Gym.

Overall, Alabama has won 64 games under Curry in her first four seasons in Tuscaloosa bringing her overall coaching record to 373-214 (.635) in 18 seasons.

Attendance has also increased each year of Curry's tenure. While playing games at Foster Auditorium, her squads set new single-game attendance records each season, with the most recent on Sunday, Jan. 17, 2016, when 3,732 were on hand for the Tide's win over Georgia.

Another area that has seen dramatic improvement is the team's involvement in community service. The Tide has taken part in several activities throughout local communities and established its Community Caravan, which is in its third season. The Tide has visited and worked with several local organizations and groups such as Habitat for Humanity, Walk to End Alzheimer's, Hoops for Heart at Huntington Place Elementary School, Upward Basketball, MDA Lock-Up, playing games and serving dessert to the residents of Capstone Village Retirement Community, making gingerbread houses with the students of the CrossingPoints transition program, Project Angel Tree and the program's annual 5th Grade Fastbreak. The team was recognized for its efforts during the athletic department's 2013-14 year-end banquet as the women's team with the most service hours throughout the year.

Curry also received a special honor of her own at the 2014 Women's Basketball Coaches' Association Convention in Nashville, Tenn., as she was awarded the Kay Yow Heart of a Coach Award, presented by the Fellowship of Christian Athletes. The award, established in 2008 to honor the late Kay Yow, recognizes a basketball coach who has coached according to Biblical principles, and to the heart, body and mind of the athlete.

Prior to arriving at The Capstone, Curry spent seven seasons at the helm of the Texas Tech Lady Raider basketball program where she compiled a record of 130-98 (570). She guided the Lady Raiders to a 21-11 record in 2012-13 and an appearance in the NCAA Tournament for the second time in three years.

In her final season in Lubbock, senior guards Monique Smalls, Casey Morris and Chynna Brown picked up All-Big 12 Conference Team honors in 2012-13, led by Brown as a first team selection. Tech was the only Big 12 team to have all three starting backcourt members named to the all-conference team.

In addition to her time on the court, Curry has spent time off the court contributing on several national and regional committees. She currently is a member of the Women's Basketball Coaches Association, serving on the Defensive Player of the Year Award committee and is also a member of the USA Today Sports Board of Coaches that votes on the NCAA Division I Top 25 Coaches Poll.

After establishing herself as one of the most successful women's basketball coaches in Purdue history, where she coached from 1999-2006, Curry took over the reins of the tradition-rich program at Texas Tech on March 30, 2006.



## COACHES AND STAFF

On Nov. 23, 2007, Curry added another milestone to her resume as she captured her 200th career win in a 78-56 victory over Kennesaw State during the Basketball Travelers Classic in Lubbock. That 2007-08 season also saw the Lady Raiders return to postseason play, as they competed in the Postseason WNIT.

In her first stint as a head coach, Curry was hired at Purdue in April of 1999, becoming the first women's basketball coach in NCAA history to inherit a national championship-winning team. She led her first squad to four-straight wins in the 1999-2000 season, extending Purdue's school-record win streak to 34 consecutive games, a mark that ranks sixth in NCAA history.

In her seven years at the helm of the Boilermakers, Curry compiled a record of 179-51 (.778) and was 86-26 (.768) in Big Ten Conference games. Curry's teams won two Big Ten regular-season (2001, '02) and three Big Ten Tournament (2000, '03, '04) championships. She also guided her teams to seven NCAA Tournament appearances, including the Final Four and championship game in 2001. Curry became only the second coach in NCAA history to guide her team to the NCAA championship game in her second year as a head coach.

In her fourth season at Purdue, Curry collected her 100th career coaching win with a 74-48 victory against Indiana on Feb. 27, 2003. Curry needed only 126 games to reach that milestone, getting there faster than any coach in Purdue history. Curry also recorded her 100th victory quicker than coaching icons such as Pat Summitt of Tennessee, Geno Auriemma of Connecticut, Tara VanDerveer of Stanford and Jody Conradt of Texas.

Not only did Curry have successful teams, but she also had coached some very successful student-athletes in West Lafayette. Under Curry's leadership at Purdue, Katie Douglas became the third player in Big Ten history, and the first Purdue player, to earn two Kodak All-America honors (2000, 2001). Douglas was the 2000 and 2001 Big Ten Player of the Year and was named the 2001 Big Ten Female Athlete of the Year. A two-time All-Big Ten pick, Douglas is one of six Purdue players from the Curry era to earn first team all-conference honors.

Shereka Wright, an assistant on Curry's staff at Texas Tech and now an assistant at Alabama, was the 2000 USA TODAY and Gatorade High School Player of the Year out of Copperas Cove, Texas, and finished her four-year career under Curry as Purdue's second all-time leading scorer. Following her senior season, in which she led the Big Ten in scoring during conference games, Wright earned first-team honors on the inaugural Wooden Women's All-America Team. Lubbock native Erika Valek, a four-year starting point guard for the Boilermakers, capped her career by receiving the 2004 Frances Pomeroy Naismith Award as the nation's top player under 5-foot-8.

The on-court success of Curry's teams has carried over into the classroom as well. Curry has coached several all-conference, all-academic and All-America players over the span of 18 successful seasons, including 23 Southeastern Conference honor roll recipients. In seven years at Texas Tech, her student-athletes received Academic All-Big 12 honors 13 times and were named to the CoSIDA Academic All-District team five times. Curry's student-athletes received Academic All-Big Ten distinction 24 times during her career at

Purdue. Every Boilermaker who finished her playing career at Purdue during Curry's tenure went on to graduate.

Curry began coaching in her home state of Louisiana, as she started at the prep level as a head coach at Weston (1988-90) and Mansfield (1990-91) high schools. From there, Curry quickly moved to the college ranks as an assistant at Tulane for two seasons (1991-93). She then spent a year at Stephen F. Austin (1993-94) before moving on to Texas A&M for the next two seasons (1994-96).

Curry later returned to the state of Louisiana to be an assistant coach at Louisiana Tech for Hall of Famer Leon Barmore, during three seasons from 1996-99. In 1996-97, Louisiana Tech went 31-4 and advanced to the NCAA Sweet 16. The Lady Techsters then posted another 31-4 record in 1997-98 and finished as the NCAA runner-up. In Curry's final season in Ruston, Louisiana Tech went 30-3 and advanced to the NCAA Final Four.

Off the court, Curry has placed a high priority on giving back to the community. She has been heavily involved with several organizations, including: the American Cancer Society Coaches vs. Cancer, Joe Arrington Cancer Center, Junior League, of Lubbock, Salvation Army, South Plains Food Bank, Women's Protective Services, Komen for the Cure, Ronald McDonald House, UMC Children's Center, AMBUC's of Lubbock, Shoes for Orphan Souls, Toys for Tots, United Way, Girl Scouts and Habitat for Humanity.

A highly sought-after guest speaker, Curry was a keynote speaker for the Lubbock Avalanche-Journal's "A Time for Women" event and has been a spokeswoman for the Muscular Dystrophy Association's "Aisles of Smiles." Curry also has made personal appearances for numerous fundraising events and has recorded several public service announcements.

A native of Olla, La., Curry graduated from LaSalle High School and then went on to earn her bachelor of science degree in health and physical education at Northeast Louisiana in 1988. She earned a master's degree in education at Stephen F. Austin in 1994.

Curry and her husband Kelly have two daughters, Kelsey and Kendall.



# COACHING HIGHLIGHTS

- NINE NCAA TOURNAMENT APPEARANCES
  - ONE NCAA FINAL FOUR
  - TWO NCAA ELITE EIGHTS
  - FOUR NCAA SWEET 16S
- FIVE WOMEN'S NATIONAL INVITATION TOURNAMENT APPEARANCES
- TWO BIG TEN REGULAR SEASON TITLES
- 10 20-WIN SEASONS



## CAREER HISTORY AND RESULTS

### UNIVERSITY OF ALABAMA, HEAD COACH, 2013-PRESENT

Year	Record	Pct.	SEC Record	Pct.	Postseason
2013-14	14-16	.467	7-9	.438	
2014-15	13-19	.406	2-14	.125	
2015-16	15-16	.484	4-12	.250	WNIT First Round
2016-17	22-14	.611	5-11	.313	WNIT Quarterfinals
Total (4)	64-65	.496	18-46	.281	

### TEXAS TECH UNIVERSITY, HEAD COACH, 2006-13

Year	Record	Pct.	Big 12 Record	Pct.	Postseason
2006-07	15-16	.484	6-10	.375	
2007-08	17-16	.515	4-12	.250	WNIT Third Round
2008-09	16-15	.516	6-10	.375	
2009-10	18-15	.545	5-11	.313	WNIT Second Round
2010-11	22-11	.667	8-8	.500	NCAA First Round
2011-12	21-14	.600	6-12	.333	WNIT Third Round
2012-13	21-11	.656	11-7	.611	NCAA First Round
Total (7)	130-98	.570	46-70	.397	

### PURDUE UNIVERSITY, HEAD COACH, 1999-2006

Year	Record	Pct.	Big Ten Record	Pct.	Postseason
1999-2000	23-8	.742	11-5	.688	NCAA Second Round
2000-01	31-7	.816	14-2	.875	NCAA Runner Up
2001-02	24-6	.800	13-3	.813	NCAA Second Round
2002-03	29-6	.829	12-4	.750	NCAA Elite Eight
2003-04	29-4	.879	14-2	.875	NCAA Sweet 16
2004-05	17-13	.567	9-7	.563	NCAA Second Round
2005-06	26-7	.788	13-3	.813	NCAA Sweet 16
Total (7)	179-51	.778	86-26	.768	

**CAREER (18)**      **373-214**      **.635**      **150-142**      **.514**

## COACHES AND STAFF



**KELLY  
CURRY**

Assistant Coach

Fifth Season

TEXAS A&M, 1990

Kelly Curry is in his fifth season with the Crimson Tide women's basketball team, working primarily with the perimeters, while also handling scheduling, recruiting and scouting.

The 2016-17 campaign was the most successful to date in Curry's tenure as the Crimson Tide collected 22 wins, which is the most since the 1997-98 season. Alabama reached the quarterfinals of both the Southeastern Conference tournament and the Women's National Invitation Tournament, both firsts since 2005 and 2002, respectively.

Under his watch, freshman point guard Jordan Lewis was named SEC Newcomer of the Year by the Associated Press after earning a spot on the SEC All-Freshman Team and SEC Freshman of the Week honors five times. She finished the season ranked fifth in the league in assists per game and 19th in minutes played, the highest of any freshman in those categories. Additionally, junior Hannah Cook ranked No. 1 in every three-point category in the SEC, including percentage, makes, makes per game and attempts.

Curry helped guide Alabama back to the postseason for the first time in five years to cap off the 2015-16 season. The Tide also snapped a 42-game losing streak to women's basketball powerhouse Tennessee, marking the first victory over the Lady Volunteers since 1984.

In 2014-15, Alabama collected double-digit wins in non-conference play for the first time since 2010 and had several finish in the final Southeastern Conference rankings, including Ashley Williams, who ranked No. 1 in field goal percentage for the entire season.



In his first season with the program, Alabama won seven SEC games marking the most since the 2001-02 season. Included in those victories was the first in Lexington against Kentucky since 2002, the first against Georgia since 2004, snapping a 23-game losing streak to the Lady Bulldogs, and the first in program history at Vanderbilt's Memorial Gym. Overall, the Tide won 14 games, playing one of the most difficult schedules in the nation.

That year, Williams became the first Alabama player in three seasons to be named to the SEC All-Freshman Team. The two-time SEC Freshman of the Week and member of the Cavalier Classic All-Tournament Team, Williams finished as the only freshman in the SEC to rank in the top 20 in scoring and top 15 in rebounding against league opponents coming in at No. 17 in scoring, averaging 13.8 points, and No. 14 in rebounding with 6.9 boards per contest.

Curry came to Tuscaloosa after serving in the same position at Texas Tech from 2006-13. Throughout his tenure, the Lady Raiders made five postseason appearances and had three 20-plus win seasons.

Prior to his seven-year stint in Lubbock, Curry spent seven seasons at Purdue, where he also coached the post players and was heavily involved in recruiting and scheduling. The Boilermakers advanced to the NCAA tournament in each of those years, making the national championship game in 2001. In addition, Purdue won three Big Ten Tournament Championships (2000, 03, 04) and two Big Ten regular season titles (2001, 02).

Curry began his coaching career at Louisiana Tech in 1998, where he spent one season on the sidelines under Hall of Famer Leon Barmore. That year, the Lady Techsters posted a 30-3 record and reached the NCAA Final Four.

Curry graduated from Texas A&M with a degree in business administration management in 1990 and received his teaching certification in 1993 from Stephen F. Austin.

He and his wife Kristy have two daughters, Kelsey and Kendall.



**BROOKS  
WILLIAMS**

Assistant Coach

Second Season

MISSISSIPPI STATE, 2000



Brooks Donald Williams is in her second season as an assistant coach at The University of Alabama and works primarily with the perimeters, while assisting with recruiting and scouting.

In her first year, the Crimson Tide finished with 22 wins, marking the most an Alabama team has collected since the 1997-98 season. The Tide went deep into the postseason, advancing to both the quarterfinals of the Southeastern Conference tournament and the Women's National Invitation Tournament, both of which were first in over a decade.

Jordan Lewis, who started every game at the point, was named SEC Newcomer of the Year by the Associated Press, becoming the first to earn the honor in program history. She also earned a spot on the SEC All-Freshman Team and was SEC Freshman of the Week five times. Lewis finished the season ranked fifth in the league in assists per game and 19th in minutes played, the highest of any freshman in those categories. Additionally, junior Hannah Cook ranked No. 1 in every three-point category in the SEC, including percentage, makes, makes per game and attempts.

Prior to arriving at the Capstone, Williams spent nine years as head coach at McNeese State University. Williams, the 2011 Southland Conference Coach of the Year and the Cowgirls' all-time winningest coach with 161 victories, took over a program that had not produced a winning record in nearly 10 years and guided McNeese to six consecutive postseason appearances, two of which were in the NCAA tournament. She led the Cowgirls to four 20-win seasons in the last six years and the Southland Conference Championship in 2011 and 2012.

Under her watch, McNeese had 18 All-Southland Conference selections, eight all-tournament team honorees, including a pair of Southland Conference Tournament MVPs and one Southland Conference Newcomer of the Year. Her student-athletes have been equally successful in the classroom, garnering four Southland Conference Student-Athlete of the Year awards and 10 all-academic team selections. In addition, Williams' squads have a 100 percent graduation rate.

Like Curry, Williams was instrumental in growing the women's basketball fan base and made it a priority to get out in the Lake Charles community. Since 2010, attendance at home games more than tripled, and on Dec. 16, 2011, the Cowgirls had a top-10 crowd on hand to watch their game against LSU. Williams and her teams participated in a variety of community service activities including Habitat for Humanity, Special Olympics, the American Cancer Society Walk, Toys for Tots and the Ethel Precht Breast Cancer Walk, just to name a few.

In 2014, senior Netanya Jones was one of only 10 to receive national recognition with a spot on the Allstate/WBCA Good Works Team. Williams has also been personally recognized for her efforts in the community as she received the President's Award for outstanding community service from McNeese in 2013 and was also recognized by Toys for Tots Southwest Louisiana in 2010.

Prior to taking over at McNeese in 2007, Williams served as assistant coach and recruiting coordinator at Southern Miss for three seasons. Other coaching stops include Memphis (2003-04), St. Thomas More High School (2003), Arkansas-Little

Rock (2000-03), AAU Mississippi Pride (2000) and AAU Acadiana Stars (1995-99).

Williams graduated from Mississippi State in 2000 with a degree from the College of Education where she majored in sport communication. She was a member of the women's basketball program, however her Lady Bulldog career was cut short due to injuries. The Jennings, La., native is married to Tyler Williams, and the couple has one son, Griffin.



## COACHES AND STAFF



**SHEREKA  
WRIGHT**

Assistant Coach

Fifth Season

PURDUE, 2004



COACHES/STAFF

Shereka Wright, former collegiate standout at Purdue and member of the WNBA, is in her fifth season at Alabama as assistant coach and recruiting coordinator. She works primarily with the posts and also assists with scouting.

Each season in Tuscaloosa has brought on new milestones, and the 2016-17 campaign certainly had its fair share of highlights. The Crimson Tide collected 22 wins, which is the most since the 1997-98 season and also reached the quarterfinals of the Women's National Invitation Tournament for the first time since 2002. Under Wright's direction, Southeastern Conference All-Freshman selection Ashley Knight set the Alabama single season record and led the league in blocks with 90. She is the first student-athlete in program history to finish as the SEC's leader in blocks.

The Tide reached the postseason in 2015-16 for the first time in five years in addition to collecting an historic win against Tennessee. The victory over the Lady Volunteers ended a 42-game losing streak that dated back to 1984 and was also the first win for Alabama in the series in Tuscaloosa.

In 2014-15, UA reached the double-figure win column in non-conference play for the first time since 2010 and had several individuals make the final Southeastern Conference rankings. Wright also was instrumental in constructing a signing class that ranked in the top 25 nationally, featuring both the Alabama and Mississippi high school players of the year.

In her first season in Tuscaloosa, the Tide had several notables including the most Southeastern Conference wins since the 2001-02 season with seven, as well as its

highest seed in the conference tournament since 1999. Alabama collected its first win in Lexington against Kentucky since 2002, its first against Georgia since 2004, snapping a 23-game losing streak to the Lady Bulldogs, and the first in program history at Vanderbilt's Memorial Gym.

Wright began her coaching career at Texas Tech and was responsible for the perimeter players, recruiting, scouting, academics and equipment. She spent seven seasons in Lubbock with head coach Kristy Curry, helping the Lady Raiders advance to the postseason five times and win 20 or more games in her final three seasons at Tech.

Prior to coaching, she spent two seasons in the WNBA, averaging 3.1 points and 1.6 rebounds for the Phoenix Mercury, but missed all of the 2006 season after suffering a torn Achilles tendon during training camp.

Wright was selected as the 13th overall pick in the 2004 WNBA Draft by the Detroit Shock after a stellar collegiate playing career under Kristy Curry at Purdue. She was the third player in program history to be named to the All-Big Ten First Team on three occasions and was also honorable mention Kodak All-America as well as a finalist for the Wade Trophy, Naismith Award and Wooden Award. As a freshman in 2001, Wright was named to the NCAA Final Four All-Tournament Team.

Throughout her four-year career, the Boilermakers appeared in four NCAA tournaments, advancing to the national championship game in 2001, the Elite Eight in 2003 and the Sweet 16 in 2004, and won two Big Ten regular season titles (2001, 02) and a pair of Big Ten Tournament crowns (2003, 04).

Wright graduated from Purdue in 2004 with a degree in health and fitness.



Grant Fausset, who has overseen the daily organization of Kristy Curry's programs for the past 10 seasons, is in his fifth year at Alabama.

In this position, Fausset is responsible for coordinating all travel; serving as the team liaison with equipment, facilities, housing, the business office, event management, marketing, athletics communications and nutrition; coordinating logistics for all official and unofficial visits and serving as the director of the team's booster club.

Fausset spent six seasons in the operations role at Texas Tech before joining Curry in the move to Tuscaloosa. Prior to that, he served as video coordinator for one season for the Lady Raiders.

This is Fausset's second stint in the state of Alabama as he spent one year as video coordinator at Auburn after serving in a similar capacity at Purdue under Curry.

Fausset also has experience working in the WNBA as he spent the summer of 2004 working as the equipment manager for the Seattle Storm.

Fausset graduated from Purdue in 2004 with a degree in agricultural communications and a minor in communications. During his undergraduate years, he spent one year as a practice player before taking over the managerial role his last two years.

He and his wife Lindsey have two daughters, Bellamy and Giana, and a son, Tress.

## COACHES AND STAFF



**BRIAN  
JOHNSON**

Player Dev., Recr., Video    Second Season

TENNESSEE, 2016



COACHES/STAFF





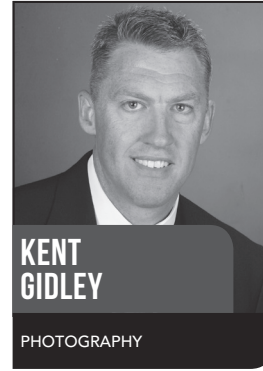



Brian Johnson is in his second year on the Alabama women's basketball staff, serving as the Coordinator of Player Development, Recruiting and Video Operations.

Johnson came to Tuscaloosa after having spent four years as a manager for the Tennessee Lady Volunteers women's basketball team. While in Knoxville, Johnson assisted in several areas of the program throughout his time in Knoxville including operations, video and graphics. From the operations side, he helped coordinate team travel, practices, summer camps and male practice players. Johnson also spent time with the video coordinator filming practice, making highlight videos, preparing scouting reports and uploading game footage for film exchange. In addition, he has experience with creating graphics for social media and recruiting.

Johnson completed his Bachelor of Science in education with a concentration in recreation & sport management and a minor in business administration from the University of Tennessee in 2016.



# COACHES AND STAFF



COACHES/STAFF

# PLAYER PROFILES



21

5-9 • Junior

Guard

## TAYLOR BERRY

New Orleans, La. (Mount Carmel)

### CAREER HIGHS

Points	3 vs. Lipscomb (11/17/16)
Rebounds	2 vs. Alabama A&M (11/27/16)
FG Made	1 - 2X, last vs. Lipscomb (11/17/16)
FG Att.	4 vs. Alabama A&M (11/13/15)
3PT FG Made	
3PT FG Att.	3 vs. Alabama A&M (11/13/15)
FT Made	1 vs. Lipscomb (11/17/16)
FT Att.	1 vs. Lipscomb (11/17/16)
Assists	1 - 2X, last vs. Alabama A&M (11/27/16)
Steals	1 - 3X, last vs. Lipscomb (11/17/16)
Blocks	
Minutes	11 vs. Alabama A&M (11/27/16)

### SEC HIGHS

Points	
Rebounds	
FG Made	
FG Att.	
3PT FG Made	
3PT FG Att.	
FT Made	
FT Att.	
Assists	
Steals	
Blocks	
Minutes	4 at LSU (2/5/17)

### 2016-17 SEASON HIGHS

Points	3 vs. Lipscomb (11/17)
Rebounds	2 vs. Alabama A&M (11/27)
FG Made	1 vs. Lipscomb (11/17)
FG Att.	2 - 3X, last vs. UTEP (12/20)
3PT FG Made	
3PT FG Att.	2 - 2X, last vs. UTEP (12/20)
FT Made	1 vs. Lipscomb (11/17)
FT Att.	1 vs. Lipscomb (11/17)
Assists	1 - 2X, last vs. Mercer (3/16)
Steals	1 vs. Lipscomb (11/17)
Blocks	
Minutes	11 vs. Alabama A&M (11/27)

### 2016-17 (SOPHOMORE)

Southeastern Conference Academic Honor Roll ... played in 11 games in her second season ... **New Orleans (11/11):** Played one minute but did not record any stats. **Mississippi Valley State (11/14):** Played four minutes but did not record any stats. **Lipscomb (11/17):** Scored a career-high three points and also collected a steal. **Alabama A&M (11/27):** Collected the first two rebounds of her Alabama career and added an assist. **Mercer (3/16):** Contributed one rebound and one assist.

### 2015-16 (FRESHMAN)

Appeared in eight games in reserve action ... **Alabama A&M (11/13):** Had two points and a steal in eight minutes off the bench against the Bulldogs. **Appalachian State (11/16):** Recorded one steal in three minutes of play. **Mississippi Valley State (11/22):** Played six minutes, but did not record any stats against the Devilettes. **Lipscomb (12/28):** Recorded her first career assist in the win over the Lady Bison.

### HIGH SCHOOL

Walk-on, who earned an academic scholarship to Alabama ... valedictorian of her class at Mount Carmel ... Louisiana Sports Writers Association All-State selection ... All-Metro selection by NOLA.com/The Times-Picayune ... 2014-2015 District 9 5-A MVP ... scored over 2,000 points throughout her high school career ... as a junior, helped the Cubs win the Class 5A state title ... guided her team back to the semifinals as a senior in 2015 ... led the Cubs offensively during the 2014-15 season, scoring 18.5 points per game in addition to 6.0 rebounds and 5.0 assists per contest ... earned several awards for her performance in the classroom including academic all-state, the Bausch & Lomb Honorary Science Award, the President's Volunteer Service Award and the Citizenship Award.

**BERRY'S GAME-BY-GAME STATS**

**2015-16**

Opponent	Date	Min	FG-FGA	3FG-FGA	FT-FTA	Off-Def-Tot	PF	A	TO	Blk	Stl	Pts
Alabama A&M	11/13	8	1-4	0-3	0-0	0-0-0	0	0	1	0	1	2
Appalachian State	11/16	3	0-0	0-0	0-0	0-0-0	0	0	0	0	1	0
Mississippi Valley State	11/22	6	0-2	0-1	0-0	0-0-0	0	0	0	0	0	0
vs. Middle Tennessee	11/27	1	0-0	0-0	0-0	0-0-0	2	0	1	0	0	0
Alcorn State	12/6	3	0-0	0-0	0-0	0-0-0	0	0	0	0	0	0
North Florida	12/14	1	0-0	0-0	0-0	0-0-0	0	0	0	0	0	0
Lipscomb	12/28	1	0-0	0-0	0-0	0-0-0	0	1	0	0	0	0
LSU	1/3	1	0-0	0-0	0-0	0-0-0	0	0	0	0	0	0
<b>TOTALS</b>		<b>24</b>	<b>1-6</b>	<b>0-4</b>	<b>0-0</b>	<b>0-0-0</b>	<b>2</b>	<b>1</b>	<b>2</b>	<b>0</b>	<b>2</b>	<b>2</b>

**2016-17**

Opponent	Date	Min	FG-FGA	3FG-FGA	FT-FTA	Off-Def-Tot	PF	A	TO	Blk	Stl	Pts
New Orleans	11/11	1	0-0	0-0	0-0	0-0-0	0	0	0	0	0	0
Mississippi Valley State	11/14	4	0-0	0-0	0-0	0-0-0	0	0	1	0	0	0
Lipscomb	11/17	5	1-2	0-1	1-1	0-0-0	1	0	1	0	1	3
Alabama A&M	11/27	11	0-2	0-2	0-0	0-2-2	2	1	2	0	0	0
Alcorn State	12/1	2	0-0	0-0	0-0	0-0-0	0	0	0	0	0	0
vs. UTEP	12/20	3	0-2	0-2	0-0	0-0-0	0	0	0	0	0	0
Florida A&M	12/28	2	0-0	0-0	0-0	0-0-0	1	0	1	0	0	0
at LSU	2/5	4	0-0	0-0	0-0	0-0-0	0	0	0	0	0	0
at Texas A&M	2/9	2	0-0	0-0	0-0	0-0-0	0	0	0	0	0	0
vs. Vanderbilt	3/1	3	0-0	0-0	0-0	0-0-0	0	0	0	0	0	0
Mercer	3/16	1	0-0	0-0	0-0	0-1-1	0	1	0	0	0	0
<b>TOTALS</b>		<b>38</b>	<b>1-6</b>	<b>0-5</b>	<b>1-1</b>	<b>0-3-3</b>	<b>4</b>	<b>2</b>	<b>5</b>	<b>0</b>	<b>1</b>	<b>3</b>

\*INDICATES GAMES STARTED



PLAYER PROFILES

CAREER STATS

Year	GP	GS	Min	Avg	FG	FGA	Pct	3FG	3FGA	Pct	FT	FTA	Pct	Off	Def	Tot	Avg	PF	FO	A	TO	Blk	Stl	Pts	Avg
2015-16	8	0	24	3.0	1	6	.167	0	4	.000	0	0	.000	0	0	0	0.0	2	0	1	2	0	2	2	0.3
2016-17	11	0	38	3.5	1	6	.167	0	5	.000	1	1	1.000	0	3	3	0.3	4	0	2	5	0	1	3	0.3
<b>TOTAL</b>	<b>19</b>	<b>0</b>	<b>62</b>	<b>3.3</b>	<b>2</b>	<b>12</b>	<b>.167</b>	<b>0</b>	<b>9</b>	<b>.000</b>	<b>1</b>	<b>1</b>	<b>1.000</b>	<b>0</b>	<b>3</b>	<b>3</b>	<b>0.2</b>	<b>6</b>	<b>0</b>	<b>3</b>	<b>7</b>	<b>0</b>	<b>3</b>	<b>5</b>	<b>0.3</b>

# PLAYER PROFILES



1

6-0 • Senior

Forward

## QUANETRIA BOLTON

Anniston, Ala. (Anniston HS)

### CAREER HIGHS

Points	21 vs. Mississippi Valley State (11/22/15)
Rebounds	12 vs. Georgetown (12/12/15)
FG Made	9 vs. Mississippi Valley State (11/22/15)
FG Att.	16 at Arkansas (2/18/16)
3PT FG Made	3 - 2X, last vs. Tulane (3/23/17)
3PT FG Att.	6 vs. Tennessee (2/16/17)
FT Made	6 - 2X, last vs. Kansas (12/4/16)
FT Att.	10 vs. Kansas (12/4/16)
Assists	3 vs. Kentucky (1/2/15)
Steals	4 at Florida (1/21/16)
Blocks	5 vs. Mississippi Valley State (11/14/16)
Minutes	29 - 2X, last at Auburn (2/20/17)

### SEC HIGHS

Points	19 at Arkansas (2/18/16)
Rebounds	9 - 2X, last at Missouri (1/8/17)
FG Made	7 - 3X, last at Missouri (1/8/17)
FG Att.	16 at Arkansas (2/18/16)
3PT FG Made	3 at Missouri (1/8/17)
3PT FG Att.	6 vs. Tennessee (2/17/16)
FT Made	5 - 2X, last vs. Auburn (1/29/17)
FT Att.	7 - 2X, last at Arkansas (2/18/16)
Assists	3 vs. Kentucky (1/2/15)
Steals	4 at Florida (1/21/16)
Blocks	4 at Texas A&M (2/16/15)
Minutes	29 - 2X, last at Auburn (2/20/17)

### 2016-17 SEASON HIGHS

Points	18 - 3X, last at Missouri (1/8)
Rebounds	9 - 2X, last at Missouri (1/8)
FG Made	8 vs. Alcorn State (12/1)
FG Att.	15 vs. Kansas (12/1)
3PT FG Made	3 - 2X, last vs. Tulane (3/23)
3PT FG Att.	6 vs. Tennessee (2/17)
FT Made	6 vs. Kansas (12/4)
FT Att.	10 vs. Kansas (12/4)
Assists	2 - 2X, last vs. Arkansas (1/15)
Steals	2 - 2X, last at Texas A&M (2/9)
Blocks	5 vs. Mississippi Valley State (11/14)
Minutes	29 - 2X, last at Auburn (2/20/17)

### 2016-17 (JUNIOR)

Southeastern Conference Academic Honor Roll ... Black Scholars Award Recognition ... played in 35 games and made 11 starts ... averaged 8.5 points and 3.9 rebounds per game ... second on the team in blocks with 33 ... finished the season ranked eighth among active block leaders in the SEC with 99 ... ranked 15th in the league in blocks per game with an average of 0.9 ... scored in double figures 14 times ... led Alabama in scoring six times, rebounding four times, steals once and blocks seven times ... **New Orleans (11/11)**: Did not play in the season opener (concussion). **Mississippi Valley State (11/14)**: Had 10 points, five rebounds, a career-best five blocks, one assist and one steal. **Lipscomb (11/17)**: Recorded six points, seven rebounds and an assist in 16 minutes off the bench. **Alabama A&M (11/27)**: Finished with 12 points, four rebounds, one assist and one steal. **Alcorn State (12/1)**: Scored a season-high 18 points and added seven rebounds and two blocks. **Kansas (12/4)**: Matched her season high in points with 18 and set a new season best in rebounds with nine, while recording three blocks, one assist and one steal. **Georgia State (12/15)**: Chipped in 11 points, one rebound and a block. **McNeese State (12/19)**: Added 10 points, two rebounds and a pair of blocks in 14 minutes. **Florida A&M (12/28)**: Collected six points, three rebounds, two assists and two steals. **South Carolina (1/1)**: Finished with nine points and a block. **Ole Miss (1/5)**: Chipped in seven points and six rebounds in 10 minutes of action. **Missouri (1/8)**: Hit the game-winning three with 0.4 seconds left ... scored a season-high 18 points while hitting a career-high three threes ... also had a season- and SEC-high nine boards. **Kentucky (1/12)**: Had five points and one rebound against the Wildcats. **Arkansas (1/15)**: Collected six points, one rebound, two assists and one steal. **Ole Miss (1/22)**: Had multiple blocks for the fifth game this season with two against the Rebels. **Vanderbilt (1/26)**: Recorded four points, four rebounds and one steal. **Auburn (1/29)**: Scored a team-high 17 points, pulled down a team-best seven rebounds and added two blocks. **LSU (2/5)**: Finished with six rebounds and four points in 10 minutes of action. **Texas A&M (2/9)**: Chipped in nine points, four rebounds, one block and two steals. **Florida (2/12)**: Led Alabama in scoring with 14 points in addition to five rebounds and two blocks. **Tennessee (2/16)**: Made her first start of the season and recorded nine points, three rebounds, one assist and one block. **Auburn (2/20)**: Helped Alabama to its first win at Auburn since 2011 with 13 points, five rebounds, two blocks and one steal. **Georgia (2/23)**: Finished with 10 points, four rebounds and one steal. **Missouri (2/26)**: Led Alabama in scoring and rebounding with 13 points and six boards. **Vanderbilt (3/1)**: Recorded six points, five rebounds, two assists and one block. **Tennessee (3/2)**: Collected six points, three rebounds, one block and one assist. **Kentucky (3/3)**: Added seven points, four rebounds, one assist and one block. **Mercer (3/16)**: Contributed 14 points, two rebounds, one block and one steal. **Tulane (3/23)**: Went 3-for-3 from three point range and finished

with 13 points, six rebounds, one block and one steal. **Georgia Tech (3/26)**: Chipped in seven points, five rebounds, one block and one steal.

### 2015-16 (SOPHOMORE)

Played in all 30 games and made 19 starts ... third on the team in scoring with 9.2 points per game and rebounds at 4.2 boards per outing ... led the team in blocks with 41 ... ranked sixth in the SEC in blocks with 1.4 rejections per game ... scored double-figure points 12 times ... pulled down double-digit rebounds four times ... had three double-doubles ... led Alabama in scoring four times, rebounding five times and blocks 13 times ... **Alabama A&M (11/13)**: In her first start recorded her first career double-double with 19 points and 10 rebounds against the Bulldogs ... also had four blocks. **Appalachian State (11/16)**: Found herself in foul trouble early and finished with two points, three rebounds and a pair of assists. **Mississippi Valley State (11/22)**: Led the Tide offense with a career-high 21 points while also adding three blocks, two rebound and two steals. **Georgia State (11/24)**: Finished with 12 points, five rebounds, one assist and one block in the win. **Middle Tennessee (11/27)**: Had eight points, two rebounds, one block and one steal against the Blue Raiders. **Utah Valley (11/28)**: Added four rebounds, two points and a block. **UT Martin (12/2)**: Recorded six points, one rebound, one assist and one block. **Alcorn State (12/6)**: Notched her second double-double with 14 points and 10 rebounds against the Braves ... also tied her career high in blocks with four and added an assist. **Georgetown (12/12)**: Collected her third double-double with 13 points and a career-high 12 rebounds in the win. **Georgia Tech (12/18)**: Had eight points, four rebounds, two assists, one block and one steal. **Grambling State (12/20)**: Scored 14 points and added four rebounds and one block. **Lipscomb (12/28)**: Recorded 10 points, six rebounds, two steals and a block in 15 minutes of action. **Kentucky (1/7)**: Registered six points, five rebounds and two blocks. **Vanderbilt (1/10)**: Finished with nine points, three rebounds and a steal in 16 minutes. **Georgia (1/17)**: Returned to the starting lineup and had six points, two rebounds, two steals and three timely blocks in the win over the Lady Bulldogs. **Florida (1/21)**: Collected a career-high four steals in addition to 11 points, one rebound and a block. **Vanderbilt (1/25)**: Scored 12 points and added three rebounds and a pair of blocks in 20 minutes. **Texas A&M (1/28)**: Led the game in scoring with 16 points, while adding five rebounds and a block. **Arkansas (2/18)**: Had her best performance to date in an SEC game with 19 points, nine rebounds, three blocks and a steal. **Mississippi State (2/28)**: Added nine points and four rebounds. **LSU (3/2)**: Recorded 12 points, four rebounds and two blocks in 23 minutes.

### 2014-15 (FRESHMAN)

Southeastern Conference First-Year Honor Roll ... earned Black Scholars Award recognition at Alabama's Crimson Choice Awards show ... played in 29 games ... team's leader in blocks averaging nearly one per game ...

averaged 5.1 points and 3.5 rebounds ... scored in double figures four times, including a season-high 16 against New Orleans on Dec. 21 ... recorded a season-best 10 rebounds in the win over Arkansas-Pine Bluff on Dec. 16 ... played nine minutes in her collegiate debut at Kansas on Nov. 21 where she finished with two points and two rebounds ... added four points, five rebounds and a block in the win vs. Georgetown ... saw her first action at home against Alabama A&M where she collected three points, three rebounds, two assists and two blocks in 11 minutes off the bench ... recorded eight points and eight rebounds in the win against USC Upstate ... pulled down six rebounds in 13 minutes off the bench against UT Martin ... chipped in nine rebounds, two blocks, two points and a steal off the bench against Mercer ... had a team-high eight rebounds, in addition to five points, two blocks, one assist and one steal vs. Mississippi Valley State ... in her first SEC game had three points, three rebounds, three assists and a block vs. Kentucky ... recorded 12 points, two rebounds, two assists, one block and one steal in 23 minutes at Georgia ... had nine points, two rebounds and one assist at South Carolina ... added seven points, five rebounds, a career-high four blocks and two assists at Texas A&M ... contributed 10 points, one rebound and one steal at Tennessee ... scored five points and secured five rebounds against Mississippi State while recording a career-high two steals ... had eight points on 4-of-5 shooting against Florida ... finished with 10 points and one rebound at Auburn ... had seven points, two blocks and a rebound in the SEC tournament game against Vanderbilt.

## HIGH SCHOOL

Ranked No. 21 forward according to ESPN.com ... two-time member of the Alabama Sports Writers Association (ASWA) Class 4A first team (2013, 14) ... two-time Class 4A-6A Calhoun County Player of the Year by The Anniston Star (2013, 14) ... named to the 2014 AL.com A-List of top 10 seniors in the state ... three-time all-area and all-county selection (2012, 13, 14) ... led Anniston, coached by Eddie Bullock, to a 24-6 overall record and the Class 4A state semifinals in 2014 ... had 29 points and 19 rebounds in the 45-44 buzzer-beater loss to Calera in the semifinals ... named Calhoun County Tournament MVP after scoring 30 points in the championship game against Jacksonville, 20 of which came in the second half ... averaged 20.0 points, 12.0 rebounds and 4.0 blocks per game in 2013-14 ... selected to participate in the 2013 North-South All-Star game ... as a junior, helped the Bulldogs to a 23-5 overall record averaging 23.0 points and 13.0 rebounds per game ... flourished in the classroom and was her class historian ... member of the Honor Roll, National Honor Society and Mu Alpha Theta honor society ... also the 2012 state champion in the shot put ... played AAU for the nationally ranked Alabama Southern Starz under Starz Director/Coach Doug Bush ... won the AAU DI national championship in July, 2013.

## BOLTON'S GAME-BY-GAME STATS

### 2014-15

Opponent	Date	Min	FG-FGA	3FG-FGA	FT-FTA	Off-Def-Tot	PF	A	TO	Blk	Stl	Pts
at Kansas	11/21	9	1-1	0-0	0-0	0-2-2	2	0	0	0	0	2
vs. Georgetown	11/22	9	2-7	0-3	0-2	2-3-5	0	0	0	1	0	4
vs. Temple	11/23	2	1-3	0-1	0-0	1-0-1	1	0	0	0	0	2
Alabama A&M	11/26	11	1-3	0-0	1-1	0-3-3	1	2	1	2	0	3
vs. Quinnipiac	11/30	10	0-1	0-0	0-0	0-3-3	2	0	1	0	0	0
USC Upstate	12/2	18	3-6	2-5	0-0	0-8-8	1	1	2	0	0	8
UT Martin	12/4	13	0-2	0-2	0-2	0-6-6	3	0	1	0	0	0
Nebraska	12/7	9	1-2	1-1	0-0	0-0-0	0	0	0	1	0	3
Mercer	12/14	15	1-8	0-3	0-2	5-4-9	2	0	0	2	1	2
Arkansas-Pine Bluff	12/16	20	1-11	0-3	3-4	4-6-10	5	0	3	1	0	5
New Orleans	12/21	13	5-10	0-3	6-7	4-4-8	4	0	2	1	1	16
Mississippi Valley State	12/28	19	2-7	0-3	1-2	3-5-8	0	1	0	2	1	5
Kentucky	1/2	11	1-2	0-0	1-2	0-3-3	2	3	0	1	0	3
at Georgia	1/4	23	5-12	1-5	1-1	1-1-2	2	2	0	1	1	12
South Carolina	1/8	23	2-8	2-4	2-2	2-2-4	3	2	0	0	1	8
at Ole Miss	1/11	19	2-3	0-0	4-5	1-1-2	3	0	2	1	1	8
at Mississippi State	1/18	10	0-1	0-0	0-0	1-2-3	1	0	1	0	0	0
Auburn	1/22	8	0-3	0-3	0-0	0-1-1	3	0	0	1	0	0
Vanderbilt	1/25	9	0-3	0-3	0-0	0-1-1	1	0	1	0	1	0
at South Carolina	1/29	19	3-7	0-2	3-3	2-0-2	2	1	1	0	0	9
Arkansas	2/1	15	1-4	0-1	0-0	1-1-2	2	0	3	2	1	2

at LSU	2/8	10	1-3	0-1	0-0	1-1-2	4	0	0	0	0	2
Missouri	2/12	11	3-4	0-1	0-0	0-1-1	3	0	1	1	0	6
at Texas A&M	2/16	25	3-6	1-4	0-2	1-4-5	2	2	0	4	0	7
at Tennessee	2/19	20	3-6	0-0	4-4	0-1-1	3	0	2	0	1	10
Mississippi State	2/22	22	2-5	1-2	0-0	1-4-5	3	1	2	2	2	5
Florida	2/26	19	4-5	0-0	0-0	1-2-3	5	0	2	0	0	8
at Auburn	3/1	18	4-6	1-2	1-2	1-0-1	4	0	1	0	0	10
vs. Vanderbilt	3/4	17	3-10	1-4	0-0	1-0-1	2	0	1	2	0	7
<b>TOTALS</b>		<b>427</b>	<b>55-149</b>	<b>10-56</b>	<b>27-41</b>	<b>33-69-102</b>	<b>66</b>	<b>15</b>	<b>27</b>	<b>25</b>	<b>11</b>	<b>147</b>

### 2015-16

Opponent	Date	Min	FG-FGA	3FG-FGA	FT-FTA	Off-Def-Tot	PF	A	TO	Blk	Stl	Pts
Alabama A&M	11/13*	22	7-14	0-1	5-8	6-4-10	1	0	1	4	0	19
Appalachian State	11/16*	11	1-6	0-0	0-0	2-1-3	5	2	3	0	0	2
Mississippi Valley State	11/22*	23	9-10	2-2	1-4	1-1-2	2	0	0	3	2	21
Georgia State	11/24*	17	6-9	0-0	0-0	2-3-5	4	1	0	1	0	12
vs. Middle Tennessee	11/27*	16	3-8	0-0	2-2	1-1-2	2	0	2	1	1	8
vs. Utah Valley	11/28*	13	1-5	0-1	0-0	3-1-4	4	0	0	1	0	2
at UT Martin	12/2*	17	3-4	0-0	0-0	0-1-1	2	1	0	1	0	6
Alcorn State	12/6*	18	5-8	2-2	2-2	3-7-10	0	1	0	4	0	14
Georgetown	12/12*	27	6-10	0-3	1-2	3-9-12	2	0	1	0	0	13
North Florida	12/14*	13	1-4	0-0	3-4	1-1-2	2	0	0	0	0	5
at Georgia Tech	12/18*	16	4-7	0-1	0-0	2-2-4	3	2	2	1	1	8
Grambling State	12/20*	18	7-11	0-1	0-0	3-1-4	2	0	1	1	0	14
Lipscomb	12/28*	15	5-11	0-0	0-0	3-6-6	1	0	4	1	2	10
LSU	1/3*	18	2-5	0-3	0-0	1-2-3	2	0	2	0	0	4
at Kentucky	1/7*	17	3-8	0-3	0-0	1-4-5	4	0	1	2	0	6
Vanderbilt	1/10	16	4-8	1-3	0-0	2-1-3	1	0	0	0	1	9
at Auburn	1/14	18	2-6	2-3	2-2	0-1-1	1	0	1	1	0	8
Georgia	1/17*	15	3-7	0-3	0-0	1-1-2	4	0	2	3	2	6
at Florida	1/21*	22	4-9	0-0	3-7	1-0-1	0	0	2	1	4	11
at Vanderbilt	1/25	20	5-6	2-2	0-0	2-1-3	4	0	1	2	0	12
Texas A&M	1/28	20	7-12	1-3	1-1	2-3-5	3	0	0	1	0	16
at Tennessee	1/31*	25	2-6	0-0	0-0	1-3-4	2	2	1	3	1	4
Ole Miss	2/4*	16	1-5	0-1	2-2	1-1-2	1	2	1	2	0	4
Auburn	2/7	17	3-6	0-0	3-3	4-0-4	2	1	2	0	0	9
at Mizzou	2/11	14	2-5	0-1	0-0	0-2-2	1	0	2	0	0	4
at Arkansas	2/18	25	7-16	0-2	5-7	3-6-9	4	0	2	3	1	19
South Carolina	2/22	22	2-5	1-3	0-0	1-4-5	2	1	1	2	2	5
Tennessee	2/25	11	2-5	1-2	0-0	0-3-3	3	0	1	1	0	5
at Mississippi State	2/28	24	4-7	0-0	1-1	2-2-4	2	0	0	0	0	9
vs. LSU	3/2	23	4-9	0-2	4-5	3-1-4	2	0	0	2	0	12
at Tulane	3/16	18	6-12	0-1	0-0	2-0-2	2	0	1	0	0	12
<b>TOTALS</b>		<b>567</b>	<b>121-244</b>	<b>12-43</b>	<b>35-50</b>	<b>57-70-127</b>	<b>70</b>	<b>13</b>	<b>34</b>	<b>41</b>	<b>17</b>	<b>289</b>

### 2016-17

Opponent	Date	Min	FG-FGA	3FG-FGA	FT-FTA	Off-Def-Tot	PF	A	TO	Blk	Stl	Pts
Mississippi Valley State	11/14	20	4-6	0-0	2-5	2-3-5	4	1	2	5	1	10
Lipscomb	11/17	16	3-5	0-0	0-0	0-7-7	1	1	0	0	0	6
Georgia Southern	11/22	11	0-5	0-0	0-0	2-0-2	2	0	1	0	0	0
Alabama A&M	11/27	23	5-11	0-1	2-2	1-3-4	0	1	0	0	1	12
Alcorn State	12/1	20	8-13	0-0	2-4	3-4-7	1	0	2	2	0	18
Kansas	12/4	22	6-15	0-0	6-10	6-3-9	2	1	2	3	1	18
at Georgetown	12/11	9	1-6	0-0	1-2	1-1-2	2	0	1	0	0	3
Georgia State	12/15	15	4-9	1-2	2-4	1-0-1	0	0	0	1	0	11
Georgia Tech	12/17	6	0-3	0-0	0-0	2-1-3	0	0	0	0	0	0
vs. McNeese State	12/19	14	4-8	0-0	2-2	1-1-2	2	0	0	2	0	10
vs. UTEP	12/20	8	3-5	0-0	0-0	1-0-1	1	0	0	0	0	6
Florida A&M	12/28	11	3-6	0-0	0-0	1-2-3	2	2	0	0	2	6
at South Carolina	1/1	16	4-7	1-1	0-0	0-0-0	1	0	3	1	0	9
Ole Miss	1/5	10	2-4	0-0	3-6	2-4-6	5	0	2	0	0	7
at Mizzou	1/8	19	7-10	3-4	1-2	2-7-9	2	1	1	1	1	18
Kentucky	1/12	15	2-4	0-1	1-2	0-1-1	4	0	1	0	0	5
Arkansas	1/15	23	3-7	0-2	0-0	0-1-1	1	2	1	0	1	6
Mississippi State	1/19	19	1-3	0-1	0-0	0-0-0	2	0	2	1	1	2
at Ole Miss	1/22	11	0-4	0-1	1-2	0-1-1	4	0	1	2	0	1
at Vanderbilt	1/26	13	2-3	0-1	0-0	2-2-4	1	0	1	0	1	4
Auburn	1/29	20	6-11	0-0	5-5	5-2-7	2	0	3	2	0	17
at LSU	2/5	10	0-0	0-0	4-4	3-3-6	1	0	4	0	0	4
at Texas A&M	2/9	16	3-7	1-3	2-2	2-2-4	3	0	0	1	2	9
Florida	2/12	20	5-8	0-1	4-4	2-3-5	3	0	0	2	0	14
Tennessee	2/16*	29	4-9	1-6	0-0	2-1-3	1	1	0	1	0	9
at Auburn	2/20*	29	5-9	1-3	2-2	2-3-5	0	0	1	2	1	13
at Georgia	2/23*	25	5-10	0-3	0-1	3-1-4	4	0	0	0	1	10
Mizzou	2/26*	22	4-6	2-2	3-4	2-4-6	2	1	1	1	0	13
vs. Vanderbilt	3/1*	18	3-5	0-1	0-0	2-3-5	5	2	0	1	0	6
vs. Tennessee	3/2*	16	2-4	1-1	1-2	0-3-3	2	1	0	1	0	6
vs. Kentucky	3/3*	20	3-9	1-5	0-0	0-4-4	4	1	2	1	0	7



# PLAYER PROFILES



11

6-0 • Senior

Guard

## HANNAH COOK

Ozark, Mo. (Ozark HS)

### CAREER HIGHS

Points	24 - 2X, last at Arkansas (2/18/16)
Rebounds	15 vs. Middle Tennessee (11/27/15)
FG Made	8 at UT Martin (12/2/15)
FG Att.	19 vs. Duke (11/16/14)
3PT FG Made	6 vs. Georgetown (12/12/15)
3PT FG Att.	14 vs. Ga. Southern (11/22/16)
FT Made	6 - 2X, last vs. Tennessee (2/16/17)
FT Att.	8 - 4X, last vs. Tennessee (2/16/17)
Assists	6 at Arkansas (2/18/16)
Steals	4 - 4X, last vs. Kansas (12/4/16)
Blocks	1 - 12X, last vs. Arkansas (1/15/17)
Minutes	42 vs. Kansas (12/4/16)

### SEC HIGHS

Points	24 - 2X, last at Arkansas (2/18/16)
Rebounds	13 at Auburn (2/20/17)
FG Made	7 - 2X, last at Arkansas (2/18/16)
FG Att.	14 vs. Kentucky (1/2/15)
3PT FG Made	5 - 2X, last at Auburn (1/14/16)
3PT FG Att.	10 - 4X, last at Georgia (2/23/17)
FT Made	6 - 2X, last vs. Tennessee (2/16/17)
FT Att.	8 - 3X, last vs. Tennessee (2/16/17)
Assists	6 at Arkansas (2/18/16)
Steals	4 - 2X, last at Arkansas (2/18/16)
Blocks	1 - 6X, last vs. Arkansas (1/15/17)
Minutes	41 at Georgia (2/23/17)

### 2016-17 SEASON HIGHS

Points	22 vs. Kentucky (3/3)
Rebounds	13 at Auburn (2/20)
FG Made	8 vs. Kentucky (3/3)
FG Att.	17 vs. Kentucky (3/3)
3PT FG Made	6 vs. Kentucky (3/3)
3PT FG Att.	14 vs. Ga. Southern (11/22)
FT Made	6 vs. Tennessee (2/16)
FT Att.	8 vs. Tennessee (2/16)
Assists	4 - 5X, last vs. Florida (2/12)
Steals	4 vs. Kansas (12/4)
Blocks	1 - 2X, last vs. Arkansas (1/15)
Minutes	42 vs. Kansas (12/4)

### 2016-17 (JUNIOR)

Played in, and started, all 36 games ... led Alabama in scoring with 11.5 points per game ... ranked No. 1 in every three-point category in the Southeastern Conference including makes (83), makes per game (2.31), attempts (237) and percentage (.350) ... also ranked nationally in each of those categories, coming in at 45th in makes, 89th in makes per game, 41st in attempts and 113th in percentage ... 83 three-pointers made marked the fifth most in a single season at Alabama, while her 237 attempts ranked third ... finished the season ranked third among active three-point field goals made leaders in the SEC with 204 ... scored in double figures 22 times ... led Alabama in scoring 10 games, rebounding six times, assists five times and steals nine times ... **New Orleans (11/11):** Recorded seven points, three rebounds, two assists and a steal in 21 minutes against the Privateers. **Mississippi Valley State (11/14):** Added 11 points, three rebounds, two assists and a pair of steals. **Lipscomb (11/17):** Led all scorers with 13 points in addition to eight rebounds, four assists and a steal. **Georgia Southern (11/22):** Had 17 points, 15 of which came from three-point range, eight rebounds, one assist and one steal. **Alabama A&M (11/27):** Contributed eight points, two rebounds and a steal. **Alcorn State (12/1):** Chipped in 13 points, eight rebounds, three assists and one steal. **Kansas (12/4):** Hit the game-tying three-pointer with 0.3 remaining in regulation to send the game into overtime ... finished with 10 points, eight rebounds, four assists and four steals. **Georgetown (12/11):** Led Alabama in scoring with 11 points, in addition to three rebounds and a pair of assists. **Georgia State (12/15):** Scored a game-high 15 points and had four rebounds, two steals, one assist and a block. **Georgia Tech (12/17):** Finished with a game-best 19 points, 12 of which came from beyond the arc, four rebounds and a steal. **McNeese State (12/19):** Added 10 points, four rebounds, four assists and two steals for the Tide. **UTEP (12/20):** Led Alabama in scoring with 19 points, in addition to four rebounds and one assist. **Florida A&M (12/28):** Just shy of a double-double with nine points and eight rebounds in addition to four assists and one steal. **South Carolina (1/1):** Finished with five points, two rebounds and a steal. **Ole Miss (1/5):** Chipped in 18 points, four rebounds, two assists and a steal. **Missouri (1/8):** Finished with eight rebounds, five points, one assist and two steals. **Kentucky (1/12):** Had seven points, six rebounds, three assists and two steals. **Arkansas (1/15):** Collected five points, eight rebounds and one block. **Mississippi State (1/19):** Scored a game-high 16 points and added five rebounds and three steals. **Ole Miss (1/22):** Hit a trio of timely three-pointers and finished with 17 points, eight rebounds, two assists and one steal. **Vanderbilt (1/26):** Scored a team-high 17 points while adding four rebounds and a steal. **Auburn (1/29):** Recorded 16 points, three rebounds, one assist and one steal. **Florida (2/12):** Added six points, four rebounds and four assists. **Tennessee (2/16):** Chipped in 16 points, nine rebounds, two assists and one steal. **Auburn (2/20):** Led Alabama to its first win at Auburn since 2011 with 15 points, 13 rebounds, three steals and one assist ... hit the game-winning basket after pulling down a clutch offensive rebound. **Georgia (2/23):** Finished with seven points, a team-high eight rebounds, one assist and one steal. **Missouri (2/26):** Added seven points, three rebounds, two assists and two steals. **Vanderbilt (3/1):** Recorded 15 points, one rebound, two assists and one steal. **Tennessee (3/2):** Scored the 1,000th point of her career after finishing the game with eight points ... also collected five rebounds and two assists. **Kentucky (3/3):** Scored a season-high 22 points, 18 of which

came from three-point range, while adding three assists, one rebound and a steal. **Mercer (3/16):** Contributed 10 points, four rebounds, two assists and one steal. **Little Rock (3/19):** Chipped in four points, two rebounds, one assist and one steal. **Tulane (3/23):** Scored a team-high 18 points, shooting 70 percent for the game, while adding six rebounds, two assists and one steal. **Georgia Tech (3/26):** Recorded 11 points, three rebounds, one assist and two steals.

### 2015-16 (SOPHOMORE)

2015 Nugget Classic Most Valuable Player ... played in, and started, all 30 games ... team's leader in points with 12.0 per game ... second on the team in rebounds at 5.8 boards per contest ... hit 67 three pointers, which is three away from Alabama's single season top 10 ... ranked first in the SEC in three-point field goal percentage (.360), second in three-point field goals made (2.2 pg), ninth in steals (1.8 spg), 11th in defensive rebounds (4.6 pg), 17th in scoring (12.0 ppg) and 20th in rebounding (5.8 rpg) ... ranked in the top 100 nationally in every three-point category including attempts (96th), makes (89th), makes per game (98th) and percentage (98th) ... scored double-figure points 19 times and reached 20 or more points four times ... pulled in double-digit rebounds four times ... recorded three double-doubles ... led Alabama in steals 11 times, scoring and rebounding 10 times and in assists three times ... **Alabama A&M (11/13):** Added 14 points, six rebounds, two steals and an assist for the Crimson Tide. **Appalachian State (11/16):** Had 15 points, nine rebounds, three steals, one assist and one block against the Mountaineers. **Mississippi Valley State (11/22):** Collected 10 points, seven rebounds and an assist. **Georgia State (11/24):** Tied her career high with five assists and added five points, four rebounds and one steal in the win. **Middle Tennessee (11/27):** Recorded her first career double-double with 15 points and a career-best 15 rebounds in the victory over the Blue Raiders. **Utah Valley (11/28):** Just missed out on a double-double with nine points and 10 rebounds ... also added two steals in the win. **UT Martin (12/2):** Scored 21 points, 12 of which came from three-point range, and added eight rebounds. **Alcorn State (12/6):** Added 14 points and a career-high four steals in the win. **Georgetown (12/12):** Led Alabama with a season-high 22 points, four rebounds, two steals and one assist ... hit a career-best six three-pointers in the win. **North Florida (12/14):** Chipped in 17 points, five rebounds, one assist and three steals. **Georgia Tech (12/18):** Scored 11 points and added two rebounds, one assist and one block. **Lipscomb (12/28):** Notched her third 20-plus point performance of the season, while also adding a team-high seven rebounds, three steals and two assists. **LSU (1/3):** Had nine points, five rebounds, three steals and two assists in the win. **Kentucky (1/7):** Finished with 10 points, four rebounds, one assist and one steal. **Auburn (1/14):** Recorded her second double-double of the season with 19 points and 10 rebounds. **Georgia (1/17):** Netted 14 points and seven rebounds in the win over the Lady Bulldogs. **Florida (1/21):** Collected 16 points, four rebounds, one assist and three steals. **Vanderbilt (1/25):** Led the team with 13 points and five rebounds. **Ole Miss (2/4):** Finished just shy of a double-double with 12 points and nine rebounds in addition to a career-high tying four steals ... **Missouri (2/11):** Posted a team-high 15 points to go with four rebounds, three assists and a steal. **Arkansas (2/18):** Tied her career high in points (24) and steals (4) and set a new career best in assists with six. **Tennessee (2/25):** Recorded her third double-double with 10 points and 10 rebounds in the win over the Lady

Vols. **LSU (3/2)**: Chipped in eight points, a game-high nine rebounds, three steals and an assist.

## 2014-15 (FRESHMAN)

Played in all 32 games, starting in 25 of those contests ... scored double figures in 12 games ... second on the team in scoring, averaging 8.8 points per game ... scored 10 points and added two rebounds and two steals in 27 minutes of action against Florida A&M in collegiate debut ... had 19 of the Tide's 40 points against Duke while setting or matching career highs in every category ... tallied 18 points in 28 minutes against Jacksonville State ... had eight points and two assists in the win at Kansas ... added nine points, five rebounds and three assists in the win over Georgetown ... put up 13 points and secured eight rebounds in 30 minutes against Temple ... contributed eight points, six rebounds, three assists and one steal vs. Alabama A&M ... had 23 points in addition to three steals and one assist vs. UT Martin ... recorded a season-high 10 rebounds in the win over No. 12 Nebraska ... chipped in 11 points, a season-high five assists and three steals vs. Arkansas-Pine Bluff ... added 12 points, four rebounds, one assist and one steal vs. New Orleans ... scored a team-high 18 points in her SEC debut against Kentucky ... recorded 11 points, four rebounds, three steals, one block and one assist against Vanderbilt ... chipped in nine points, six rebounds, two assists and a steal at South Carolina ... reached double figures for the 10th time this season with 12 points at Texas A&M ... scored 11 points and added five rebounds and an assist at Tennessee ... had a season-high 24 points, in addition to four rebounds, two steals, one assist and one block at Auburn ... recorded a team-best eight rebounds in addition to five points, three assists, one block and one steal in the SEC Tournament game vs. Vanderbilt.

## HIGH SCHOOL

Ranked No. 24 wing in her class according to ESPN.com ... finished her career as Ozark's career leader in points (1,564) and steals (303) ... semifinalist for the 2014 Ozark Sports Zone/Springfield Sports Commission Athlete of the Year ... three-time Missouri Basketball Coaches Association Class 5 all-state selection (2012, 13, 14) ... three-time all-state selection by the media (2012, 13, 14) ... two-time Central Ozark Conference Player of the Year (2012, 13) ... three-time Central Ozark Conference first team member (2012, 13, 14) ... named MVP of the Precasts Shootout as a freshman (2011) and junior (2013) ... three-time member of the Fort Smith Tournament of Champions All-Tournament Team (2010, 12, 13) ... twice named to the Pink and White Lady Classic All-Tournament Team (2010, 12) ... two-time first-team selection on the *Springfield News-Leader* All-Ozarks team (2013, 14) ... helped Ozark, coached by Yancey Little and David Brewer, advance to the 2014 district title game where she scored 30 points, 20 of which came in the second half ... averaged 20.5 points, 3.2 assists and 2.8 steals per game as a senior ... chipped in 15.6 points, 5.0 rebounds, 3.3 assists and 3.7 steals per game as a junior ... started every game for Ozark High School since her freshman year ... was part of the 2008 Missouri Valley Magic team that earned third place at AAU nationals and part of the 2010 Moka Eclipse team, coached by Jon Lewis and David Peterson, that took sixth place ... member of FCA and FCCLA ... also competed in volleyball, track and tennis.

## COOK'S GAME-BY-GAME STATS

### 2014-15

Opponent	Date	Min	FG-FGA	3FG-FGA	FT-FTA	Off-Def-Tot	PF	A	TO	Blk	Stl	Pts
Florida A&M	11/14	27	3-14	1-7	3-4	1-1-2	2	0	2	0	2	10
Duke	11/16*	32	7-19	2-8	3-4	1-2-3	2	0	3	0	2	19
Jacksonville State	11/18*	28	5-11	4-7	4-4	1-3-4	4	3	3	0	3	18
at Kansas	11/21*	30	2-9	2-3	2-4	0-0-0	3	2	2	0	0	8
vs. Georgetown	11/22*	33	2-8	0-2	5-8	0-5-5	3	3	2	0	0	9
vs. Temple	11/23*	30	5-9	3-6	0-2	1-7-8	1	2	3	1	0	13
Alabama A&M	11/26*	27	3-10	1-7	1-1	0-6-6	2	3	3	0	1	8
vs. Quinnipiac	11/30*	12	3-7	1-4	1-3	0-2-2	2	0	0	0	1	8
USC Upstate	12/2*	30	3-6	1-3	2-4	0-3-3	4	1	0	0	1	9
UT Martin	12/4*	37	7-15	4-8	5-7	2-0-2	2	1	2	0	3	23
Nebraska	12/7*	31	1-10	1-4	0-0	0-10-10	2	0	2	0	1	3
Mercer	12/14*	27	1-10	0-6	0-0	0-3-3	2	3	3	0	2	2
Arkansas-Pine Bluff	12/16*	14	5-8	1-4	0-1	0-0-0	2	5	1	0	3	11
New Orleans	12/21*	20	4-8	3-6	1-4	1-3-4	0	1	1	0	1	12
Mississippi Valley State	12/28*	19	2-7	2-6	0-0	1-2-3	1	1	1	1	0	6
Kentucky	1/2*	24	6-14	3-7	3-4	0-1-1	5	1	1	0	0	18
at Georgia	1/4*	18	0-8	0-5	1-2	0-2-2	0	2	3	0	1	1
South Carolina	1/8*	17	0-1	0-1	3-5	0-0-0	2	0	4	0	0	3
at Ole Miss	1/11*	24	2-11	2-8	0-0	0-2-2	3	1	3	0	2	6
at Mississippi State	1/18*	23	2-6	0-3	0-0	0-1-1	3	0	3	1	0	4
Auburn	1/22*	28	0-9	0-8	0-0	1-1-2	2	1	1	0	1	0

Vanderbilt	1/25*	32	4-9	3-6	0-0	1-3-4	4	1	2	1	3	11
at South Carolina	1/29*	32	3-8	3-7	0-0	0-6-6	3	2	1	0	1	9
Arkansas	2/1*	31	3-8	1-5	2-5	1-2-3	3	2	0	0	3	9
at LSU	2/8	18	0-5	0-3	0-0	1-3-4	2	0	1	0	1	0
Missouri	2/12	17	1-5	0-2	1-1	1-2-3	2	1	1	1	2	3
at Texas A&M	2/16	25	4-8	2-5	2-2	0-1-1	1	0	0	0	0	12
at Tennessee	2/19	31	4-13	3-10	0-0	0-5-5	4	1	1	0	0	11
Mississippi State	2/22	6	0-1	0-1	0-0	0-1-1	0	1	1	0	1	0
Florida	2/26	26	2-9	2-6	0-0	1-2-3	3	1	5	0	0	6
at Auburn	3/1*	36	7-11	5-7	5-6	2-2-4	3	1	4	1	2	24
vs. Vanderbilt	3/4*	34	2-8	1-6	0-0	0-8-8	4	3	1	1	1	5
<b>TOTALS</b>		<b>819</b>	<b>93-285</b>	<b>51-171</b>	<b>44-71</b>	<b>16-89-105</b>	<b>76</b>	<b>43</b>	<b>60</b>	<b>7</b>	<b>38</b>	<b>281</b>

## 2015-16

Opponent	Date	Min	FG-FGA	3FG-FGA	FT-FTA	Off-Def-Tot	PF	A	TO	Blk	Stl	Pts
Alabama A&M	11/13*	28	5-15	4-13	0-0	2-4-6	3	1	1	0	2	14
Appalachian State	11/16*	25	6-13	2-7	1-3	2-7-9	3	1	4	1	3	15
Mississippi Valley State	11/22*	20	2-8	1-5	5-6	0-7-7	1	1	0	0	0	10
Georgia State	11/24*	25	2-7	1-5	0-0	0-4-4	0	5	1	0	1	5
vs. Middle Tennessee	11/27*	27	5-8	4-4	1-2	3-12-15	1	0	4	0	1	15
vs. Utah Valley	11/28*	35	4-10	0-4	1-2	3-7-10	2	0	5	0	2	9
at UT Martin	12/2*	32	8-13	4-7	1-2	2-6-8	3	0	1	0	0	21
Alcorn State	12/6*	24	4-14	2-8	4-4	0-0-0	2	0	4	0	4	14
Georgetown	12/12*	32	7-12	6-8	2-2	0-4-4	4	1	4	0	2	22
North Florida	12/14*	30	6-16	3-9	2-3	0-5-5	4	1	1	0	3	17
at Georgia Tech	12/18*	25	2-8	2-5	5-5	0-2-2	0	1	1	1	0	11
Grambling State	12/20*	20	1-5	1-2	0-0	2-2-4	3	1	2	0	0	3
Lipscomb	12/28*	31	5-10	4-8	6-7	4-3-7	1	2	2	0	3	20
LSU	1/3*	26	3-12	2-9	1-2	1-4-5	3	2	1	0	3	9
at Kentucky	1/7*	24	4-8	2-4	0-2	0-4-4	3	1	1	0	1	10
Vanderbilt	1/10*	31	2-4	1-2	2-2	1-2-3	4	0	2	0	1	7
at Auburn	1/14*	34	6-13	5-10	2-2	4-6-10	5	0	2	0	1	19
Georgia	1/17*	37	4-9	1-4	5-6	1-6-7	2	0	3	0	0	14
at Florida	1/21*	28	5-11	3-7	3-6	0-4-4	3	1	4	0	3	16
at Vanderbilt	1/25*	32	5-13	2-7	1-1	0-5-5	4	2	2	0	1	13
Texas A&M	1/28*	33	1-10	0-5	2-2	1-3-4	1	0	2	0	3	4
at Tennessee	1/31*	26	2-8	2-7	2-2	0-2-2	3	0	1	0	2	8
Ole Miss	2/4*	34	4-9	2-7	2-2	0-9-9	2	0	4	0	4	12
Auburn	2/7*	32	1-7	1-5	2-2	0-3-3	3	1	0	0	2	5
at Missouri	2/11*	37	4-10	2-5	5-8	0-4-4	3	3	3	0	1	15
at Arkansas	2/18*	37	7-11	4-6	6-6	1-4-5	3	6	2	1	4	24
South Carolina	2/22*	26	1-12	1-8	0-0	1-4-5	3	0	1	0	1	3
Tennessee	2/25*	36	2-8	1-4	5-8	4-6-10	1	1	5	0	1	10
at Mississippi State	2/28*	30	3-8	2-5	0-0	2-2-4	5	1	6	0	2	8
vs. LSU	3/2*	36	2-8	2-6	2-4	2-7-9	1	1	4	0	3	8
at Tulane	3/16*	32	4-10	3-6	0-2	0-6-6	2	2	4	0	0	11
<b>TOTALS</b>		<b>925</b>	<b>117-310</b>	<b>70-192</b>	<b>68-93</b>	<b>36-144-180</b>	<b>78</b>	<b>35</b>	<b>77</b>	<b>3</b>	<b>54</b>	<b>372</b>

## 2016-17

Opponent	Date	Min	FG-FGA	3FG-FGA	FT-FTA	Off-Def-Tot	PF	A	TO	Blk	Stl	Pts
New Orleans	11/11*	21	3-5	1-2	0-0	2-1-3	2	2	2	0	1	7
Mississippi Valley State	11/14*	28	4-9	3-7	0-0	0-3-3	3	2	3	0	2	11
Lipscomb	11/17*	25	5-11	3-8	0-0	0-8-8	0	4	2	0	1	13
Georgia Southern	11/22*	33	6-16	5-14	0-0	1-7-8	4	1	1	0	1	17
Alabama A&M	11/27*	20	3-5	2-4	0-0	0-2-2	3	0	1	0	1	8
Alcorn State	12/1*	26	4-9	3-6	2-2	3-5-8	0	3	1	0	1	13
Kansas	12/4*	42	2-14	2-10	4-4	0-8-8	2	4	3	0	4	10
at Georgetown	12/11*	36	2-9	2-5	5-5	0-3-3	2	2	3	0	0	11
Georgia State	12/15*	34	5-9	3-7	2-2	2-2-4	0	1	0	1	2	15
Georgia Tech	12/17*	33	6-15	4-11	3-3	0-4-4	3	0	2	0	1	19
vs. McNeese State	12/19*	27	3-9	2-6	2-2	2-2-4	1	4	2	0	2	10
vs. UTEP	12/20*	31	6-10	5-9	2-2	1-3-4	1	1	5	0	0	19
Florida A&M	12/28*	34	3-10	2-7	1-2	2-6-8	0	4	4	0	1	9
at South Carolina	1/1*	21	1-7	1-5	2-2	0-2-2	4	0	4	0	1	5
Ole Miss	1/5*	36	5-9	3-6	5-6	0-4-4	2	2	2	0	1	18
at Missouri	1/8*	37	2-10	1-5	0-0	3-5-8	3	1	3	0	2	5
Kentucky	1/12*	32	2-8	1-4	2-2	0-6-6	1	3	4	0	2	7
Arkansas	1/15*	26	2-9	1-5	0-0	3-5-8	3	0	3	1	0	5
Mississippi State	1/19*	35	6-12	3-7	1-2	2-3-5	3	0	2	0	3	16
at Ole Miss	1/22*	39	5-8	4-5	3-4	2-6-8	2	2	5	0	1	17
at Vanderbilt	1/26*	35	5-10	3-6	4-5	1-3-4	3	0	0	0	1	17
Auburn	1/29*	40	6-12	4-10	0-0	1-2-3	1	1	3	0	1	16
at LSU	2/5*	37	2-10	1-6	0-2	0-3-3	2	0	2	0	1	5
at Texas A&M	2/9*	19	0-4	0-2	1-2	0-0-1	1	2	0	1	1	1
Florida	2/12*	37	2-13	1-9	1-1	1-3-4	3	4	2	0	0	6
Tennessee	2/16*	33	4-11	2-7	6-8	1-8-9	1	2	1	0	1	16
at Auburn	2/20*	40	6-12	2-6	1-3	4-9-13	2	1	5	0	3	15
at Georgia	2/23*	41	2-11	2-10	1-2	1-7-8	1	1	4	0	1	7
Mizzou	2/26*	37	2-7	0-2	3-4	1-2-3	2	2	0	0	2	7
vs. Vanderbilt	3/1*	33	6-16	2-7	1-2	0-1-1	1	2	0	0	1	15
vs. Tennessee	3/2*	33	3-12	2-9	0-0	1-4-5	4	2	1	0	0	8
vs. Kentucky	3/3*	35	8-17	6-12	0-0	0-1-1	2	3	0	0	1	22
Mercer	3/16*	34	4-8	2-6	0-0	0-4-4	2	2	3	0	1	10
Little Rock	3/19*	25	1-6	0-1	2-2	1-1-2	3	1	2	0	1	4
Tulane	3/23*	36	7-10	4-6	0-0	1-5-6	2	2	2	0	1	18
at Georgia Tech	3/26*	30	3-11	1-5	4-4	0-3-3	3	1	2	0	2	11
<b>TOTALS</b>		<b>1161</b>	<b>136-364</b>	<b>83-237</b>	<b>58-73</b>	<b>36-141-177</b>	<b>72</b>	<b>61</b>	<b>81</b>	<b>2</b>	<b>45</b>	<b>413</b>

\*INDICATES GAMES STARTED

Year	GP	GS	Min	Avg	FG	FGA	Pct
------	----	----	-----	-----	----	-----	-----

# PLAYER PROFILES



5

ALABAMA

5-6 • Senior

Guard

## ALANA DA SILVA

Sao Paulo, Brazil (New Mexico JC)

### CAREER HIGHS

Points	8 vs. Miss. Valley State (11/14/16)
Rebounds	4 - 2X, last vs. Alabama A&M (11/27/16)
FG Made	3 - 2X, last vs. Alcorn State (12/1/16)
FG Att.	7 at Georgia (2/23/17)
3PT FG Made	2 at Georgia (2/23/17)
3PT FG Att.	6 at Georgia (2/23/17)
FT Made	1 - 3X, last vs. Georgia State (12/15/16)
FT Att.	3 vs. Alcorn State (12/1/16)
Assists	4 - 2X, last vs. Mercer (3/16/17)
Steals	2 vs. Mercer (3/16/17)
Blocks	1 vs. Arkansas (1/15/17)
Minutes	24 vs. Alabama A&M (11/27/16)

### SEC HIGHS

Points	6 at Georgia (2/23/17)
Rebounds	2 - 2X, last vs. Missouri (2/26/17)
FG Made	2 at Georgia (2/23/17)
FG Att.	7 at Georgia (2/23/17)
3PT FG Made	2 at Georgia (2/23/17)
3PT FG Att.	6 at Georgia (2/23/17)
FT Made	
FT Att.	
Assists	2 vs. Missouri (2/26/17)
Steals	1 - 3X, last vs. Tennessee (2/16/17)
Blocks	1 vs. Arkansas (1/15/17)
Minutes	14 vs. Arkansas (1/15/17)

### 2016-17 SEASON HIGHS

Points	8 vs. Miss. Valley State (11/14)
Rebounds	4 - 2X, last vs. Alabama A&M (11/27)
FG Made	3 - 2X, last vs. Alcorn State (12/1)
FG Att.	7 at Georgia (2/23)
3PT FG Made	2 at Georgia (2/23)
3PT FG Att.	6 at Georgia (2/23)
FT Made	1 - 3X, last vs. Georgia State (12/15)
FT Att.	3 vs. Alcorn State (12/1)
Assists	4 - 2X, last vs. Mercer (3/16)
Steals	2 vs. Mercer (3/16)
Blocks	1 vs. Arkansas (1/15)
Minutes	24 vs. Alabama A&M (11/27)



### 2016-17 (JUNIOR)

Played in 35 games ... led Alabama in assists twice and steals once ... **New Orleans (11/11):** Played nine minutes in the season opener and collected one rebound. **Mississippi Valley State (11/14):** Had eight points, two rebounds, two assists and a steal. **Lipscomb (11/17):** Collected two points, four rebounds, three assists and a steal. **Georgia Southern (11/22):** Scored the only points off the bench for the Tide with three ... also added one assist and a steal. **Alabama A&M (11/27):** Notched three points, four rebounds and three assists. **Alcorn State (12/1):** Provided the Tide with 17 valuable minutes at the point, finishing with seven points, a season-high four assists and one rebound. **Georgia State (12/15):** Had three points, one rebound, one assist and one steal. **McNeese State (12/19):** Finished with three assists and a rebound in her 12 minutes off the bench. **UTEP (12/20):** Chipped in two points, two assists and one rebound. **Florida A&M (12/28):** Collected two points, two rebounds and a trio of assists. **Ole Miss (1/5):** Added two rebounds and an assist. **Missouri (1/8):** Pulled down two rebounds. **Kentucky (1/12):** Had one rebound and one steal against the Wildcats. **Arkansas (1/15):** Recorded one assist, one block and one steal. **Georgia (2/23):** Knocked down a pair of threes to finish with six points on the road. **Mercer (3/16):** Contributed five points, one rebound, four assists and two steals.

### 2014-16 (AT NEW MEXICO JUNIOR COLLEGE)

2015-16 National Junior College Athletic Association Honorable Mention All-American ... two-time Western Junior College Athletic All-Conference Team ... 2015 WJCAC Freshman of the Year ... averaged 8.3 points, 2.5 rebounds and 3.5 assists per contest in 2015-16 ... started in 25 of the 26 games she played in during her sophomore season ... recorded a 2.0 assist-to-turnover ratio, ranking her 31st amongst NJCAA Division I student-athletes that played in 25 games or more ... scored a season-best 22 points on 7-of-11 shooting from the floor and a 6-of-6 performance from the free throw line, playing all 40 minutes against South Plains ... averaged 7.4 points, 4.0

assists, 2.7 rebounds and 2.6 steals per game as a freshman ... guided the Thunderbirds to the Region 5 championship and the NJCAA national tournament quarterfinals in 2015 ... played in, and started, all 33 games, including New Mexico's season opener, where da Silva finished with a career-high 13 assists, seven steals, six points and five rebounds.

### PREP HIGHLIGHTS

Member of the Brazilian National Team ... led U19 team to a sixth place finish in the FIBA World Championships

PLAYER PROFILES

DA SILVA'S GAME-BY-GAME STATS

2016-17

Opponent	Date	Min	FG-FGA	3FG-FGA	FT-FTA	Off-Def-Tot	PF	A	TO	Blk	Stl	Pts
New Orleans	11/11	9	0-2	0-1	0-2	0-1-1	0	0	0	0	0	0
Mississippi Valley State	11/14	14	3-5	1-2	1-2	0-2-2	1	2	4	0	1	8
Lipscomb	11/17	12	1-2	0-1	0-0	0-4-4	0	3	1	0	1	2
Georgia Southern	11/22	9	1-2	1-2	0-0	0-0-0	0	1	1	0	1	3
Alabama A&M	11/27	24	1-4	0-2	1-2	1-3-4	1	3	1	0	0	3
Alcorn State	12/1	17	3-4	1-2	0-3	0-1-1	1	4	1	0	0	7
Kansas	12/4	5	0-1	0-1	0-0	0-0-0	0	0	0	0	0	0
at Georgetown	12/11	12	0-1	0-0	0-0	0-1-1	0	2	2	0	1	0
Georgia State	12/15	13	1-2	0-0	1-2	0-1-1	0	1	1	0	1	3
Georgia Tech	12/17	5	0-0	0-0	0-0	0-0-0	0	1	0	0	0	0
vs. McNeese State	12/19	12	0-0	0-0	0-2	0-1-1	0	3	1	0	0	0
vs. UTEP	12/20	12	1-2	0-1	0-0	0-1-1	0	2	0	0	0	2
Florida A&M	12/28	16	1-1	0-0	0-0	0-2-2	0	3	2	0	0	2
at South Carolina	1/1	6	0-1	0-0	0-0	0-0-0	0	0	3	0	0	0
Ole Miss	1/5	4	0-1	0-1	0-0	0-2-2	0	1	1	0	0	0
at Mizzou	1/8	5	0-2	0-1	0-0	1-1-2	0	0	0	0	0	0
Kentucky	1/12	9	0-1	0-0	0-0	0-1-1	1	0	0	0	1	0
Arkansas	1/15	14	0-3	0-2	0-0	0-0-0	0	1	2	1	1	0
Mississippi State	1/19	8	0-1	0-0	0-0	0-0-0	2	1	1	0	0	0
at Ole Miss	1/22	2	0-0	0-0	0-0	0-0-0	2	0	1	0	0	0
at Vanderbilt	1/26	4	0-2	0-0	0-0	0-0-0	0	0	0	0	0	0
at LSU	2/5	4	0-0	0-0	0-0	0-0-0	0	0	1	0	0	0
at Texas A&M	2/9	10	0-1	0-1	0-0	0-0-0	0	0	0	0	0	0
Florida	2/12	2	0-1	0-0	0-0	0-0-0	0	0	0	0	0	0
Tennessee	2/16	4	0-0	0-0	0-0	0-0-0	0	0	1	0	1	0
at Auburn	2/20	1	0-0	0-0	0-0	0-0-0	0	0	0	0	0	0
at Georgia	2/23	13	2-7	2-6	0-0	0-0-0	3	0	1	0	0	6
Mizzou	2/26	12	0-0	0-0	0-0	0-2-2	0	2	2	0	0	0
vs. Vanderbilt	3/1	13	0-2	0-1	0-0	0-1-1	0	0	1	0	0	0
vs. Tennessee	3/2	7	0-1	0-0	0-0	0-2-2	0	0	2	0	0	0
vs. Kentucky	3/3	6	0-0	0-0	0-0	0-0-0	1	0	1	0	0	0
Mercer	3/16	7	2-3	1-2	0-0	0-1-1	1	4	3	0	2	5
Little Rock	3/19	4	0-0	0-0	0-0	0-0-0	0	0	0	0	0	0
Tulane	3/23	6	0-0	0-0	0-0	0-0-0	1	0	0	0	0	0
at Georgia Tech	3/26	1	0-0	0-0	0-0	0-0-0	0	0	0	0	0	0
<b>TOTALS</b>		<b>302</b>	<b>16-52</b>	<b>6-26</b>	<b>3-13</b>	<b>2-27-29</b>	<b>14</b>	<b>34</b>	<b>34</b>	<b>1</b>	<b>10</b>	<b>41</b>

\*INDICATES GAMES STARTED



CAREER STATS

Year	GP	GS	Min	Avg	FG	FGA	Pct	3FG	3FGA	Pct	FT	FTA	Pct	Off	Def	Tot	Avg	PF	FO	A	TO	Blk	Stl	Pts	Avg
2016-17	35	0	302	8.6	16	52	.308	6	26	.231	3	13	.231	2	27	29	0.8	14	0	34	34	1	10	41	1.2



# PLAYER PROFILES



25

6-5 • Sophomore

Forward

## ASHLEY KNIGHT

Austin, Texas (Lyndon B. Johnson)

### CAREER HIGHS

Points	19 vs. Alabama A&M (11/27/16)
Rebounds	13 vs. Alabama A&M (11/27/16)
FG Made	9 vs. Alabama A&M (11/27/16)
FG Att.	14 vs. McNeese State (12/19/16)
3PT FG Made	
3PT FG Att.	
FT Made	4 - 2X, last at Missouri (1/8/17)
FT Att.	6 vs. Kansas (12/4/16)
Assists	2 at Georgia Tech (3/26/17)
Steals	2 - 2X, last at Texas A&M (2/9/17)
Blocks	6 - 2X, last vs. Tennessee (3/2/17)
Minutes	25 - 4X, last vs. Little Rock (3/19/17)

### SEC HIGHS

Points	9 at LSU (2/5/17)
Rebounds	6 - 3X, last at Georgia (2/23/17)
FG Made	4 at LSU (2/5/17)
FG Att.	7 at LSU (2/5/17)
3PT FG Made	
3PT FG Att.	
FT Made	4 at Missouri (1/8/17)
FT Att.	4 - 2X, last vs. Mississippi State (1/19/17)
Assists	1 - 3X, last at Vanderbilt (1/26/17)
Steals	2 at Texas A&M (2/9/17)
Blocks	5 - 2X, last at Auburn (2/20/17)
Minutes	24 - 2X, last at Texas A&M (2/9/17)

### 2016-17 SEASON HIGHS

Points	19 vs. Alabama A&M (11/27)
Rebounds	13 vs. Alabama A&M (11/27)
FG Made	9 vs. Alabama A&M (11/27)
FG Att.	14 vs. McNeese State (12/19)
3PT FG Made	
3PT FG Att.	
FT Made	4 - 2X, last at Missouri (1/8)
FT Att.	6 vs. Kansas (12/4)
Assists	2 at Georgia Tech (3/26)
Steals	2 - 2X, last at Texas A&M (2/9)
Blocks	6 - 2X, last vs. Tennessee (3/2)
Minutes	25 - 4X, last vs. Little Rock (3/19)

### 2016-17 (FRESHMAN)

Southeastern Conference All-Freshman Team ... Black Scholars Award Recognition ... SEC Freshman of the Week (Dec. 20) ... played in all 36 games and made six starts ... set the Alabama single-season record for blocks with 90 ... tied for first in the league in blocks, becoming the first Crimson Tide student-athlete to lead the SEC in that category ... ranked 12th nationally in overall blocks and 23rd in blocks per game ... averaged 6.2 points, 4.9 rebounds and 2.5 blocks per outing ... recorded three double-doubles ...

**New Orleans (11/11):** Provided a big spark off the bench in the post contributing 12 points, seven rebounds and a block in 25 minutes. **Mississippi Valley State (11/14):** Added 12 points, six rebounds, four blocks and two steals. **Lipscomb (11/17):** Chipped in eight points, six rebounds and a game-high three blocks. **Alabama A&M (11/27):** Recorded the first double-double of her career with 19 points and 13 rebounds, while adding two blocks and an assist. **Alcorn State (12/1):** Tied her season high in blocks with four to go along with six rebounds, four points, one assist and one steal. **Kansas (12/4):** Played a solid 14 minutes off the bench and finished with seven points and six rebounds ... prevented Kansas from getting a decent look off the inbounds on the last play in regulation. **Georgetown (12/11):** Scored all nine of her points and pulled down four of her seven rebounds in a seven-minute span in the second quarter ... also had one block and one steal. **Georgia State (12/15):** Provided 20 solid minutes off the bench with eight points, six rebounds, two blocks and an assist. **Georgia Tech (12/17):** Made her first start at Alabama and finished with five points, eight rebounds, two blocks and a steal. **McNeese State (12/19):** Had a monster game with 16 points, 12 rebounds and six blocks in only 23 minutes of action. **UTEP (12/20):** Chipped in six points, five rebounds, four blocks and a steal. **Florida A&M (12/28):** Collected 12 points, seven rebounds and five blocks. **South Carolina (1/1):** Finished with three rebounds, two blocks, one point and one steal. **Missouri (1/8):** Finished with four points and three rebounds in seven minutes played. **Kentucky (1/12):** Had two points, two rebounds and one block. **Arkansas (1/15):** Collected four blocks, four points and two rebounds in 11 minutes. **Mississippi State (1/19):** Added six points, three rebounds, two blocks and an assist. **Ole Miss (1/22):** Recorded four blocks, seven points, five rebounds and one steal. **Vanderbilt (1/26):** Got her first start in SEC play and finished with eight points, five rebounds, three blocks and an assist. **Auburn (1/29):** Finished with six points, five rebounds and one block. **Auburn (2/20):** Helped Alabama to its first win at Auburn since 2011 with five blocks, two points and four rebounds in only 15 minutes. **Georgia (2/23):** Finished with five points and six rebounds. **Missouri (2/26):** Added seven point and four blocks. **Vanderbilt (3/1):**

Recorded three blocks to set the UA single-season record in that category. **Tennessee (3/2):** Collected her third double-double of the season with 10 points and 11 rebounds and tied her career high in blocks with six. **Kentucky (3/3):** Added two points, five rebounds and one block. **Mercer (3/16):** Contributed six points, two rebounds and one block. **Little Rock (3/19):** Chipped in eight points, seven rebounds and five blocks. **Tulane (3/23):** Finished with four points, two rebounds and three blocks. **Georgia Tech (3/26):** Recorded three rebounds, three blocks and two assists.

### PREP HIGHLIGHTS

Ranked No. 16 post in the 2016 class on the espnW 100 ... 2016 First Team All-Centex ... 2016 Texas Association of Basketball Coaches 5A Region IV All-Region Team ... 2016 District 26-5A MVP ... 2015 District 26-5A First Team ... 2014 District 26-4A First Team ... 2013 District 26-4A Second Team ... helped Lyndon B. Johnson, coached by Renee Brown, to its 15th consecutive district championship in 2016 ... averaged 24.7 points and 9.7 rebounds as a senior ... put up an astounding 51 points against Reagan on Jan. 15, 2016 ... as a sophomore, averaged 7.2 points, 14.3 rebounds and 3.7 blocks per game ... both her rebound and block numbers led the district ... also a member of the Texas Elite Christian squad, coached by Brenton Christian.

**KNIGHT'S GAME-BY-GAME STATS**

**2016-17**

Opponent	Date	Min	FG-FGA	3FG-FGA	FT-FTA	Off-Def-Tot	PF	A	TO	Blk	Stl	Pts
New Orleans	11/11	25	5-6	0-0	2-4	3-4-7	3	0	3	1	0	12
Mississippi Valley State	11/14	17	4-6	0-0	4-4	2-4-6	5	0	0	4	2	12
Lipscomb	11/17	18	4-7	0-0	0-1	3-3-6	1	0	2	3	0	8
Georgia Southern	11/22	5	0-1	0-0	0-0	1-0-1	0	0	2	0	0	0
Alabama A&M	11/27	25	9-13	0-0	1-4	9-4-13	2	1	3	2	0	19
Alcorn State	12/1	17	2-5	0-0	0-0	2-4-6	0	1	1	4	1	4
Kansas	12/4	14	2-3	0-0	3-6	1-5-6	2	0	1	0	0	7
at Georgetown	12/11	19	4-5	0-0	1-3	4-3-7	1	0	4	1	1	9
Georgia State	12/15	20	3-5	0-0	2-5	2-4-6	0	1	1	2	0	8
Georgia Tech	12/17*	21	2-5	0-0	1-2	3-5-8	3	0	1	2	1	5
vs. McNeese State	12/19	23	8-14	0-0	0-0	5-7-12	2	0	1	6	0	16
vs. UTEP	12/20	21	3-10	0-0	0-1	3-2-5	3	0	0	4	1	6
Florida A&M	12/28	23	5-7	0-0	2-3	0-7-7	3	0	1	5	0	12
at South Carolina	1/1	22	0-5	0-0	1-2	1-2-3	3	0	0	2	1	1
Ole Miss	1/5	14	3-4	0-0	0-0	1-4-5	0	1	0	5	0	6
at Mizzou	1/8	7	0-2	0-0	4-4	2-1-3	0	0	0	0	0	4
Kentucky	1/12	7	1-4	0-0	0-0	2-0-2	2	0	1	1	0	2
Arkansas	1/15	11	2-5	0-0	0-0	1-1-2	2	0	0	4	0	4
Mississippi State	1/19	14	2-4	0-0	2-4	1-2-3	2	1	1	2	0	6
at Ole Miss	1/22	21	3-4	0-0	1-2	1-4-5	4	0	0	4	1	7
at Vanderbilt	1/26*	20	3-4	0-0	2-2	4-1-5	1	1	0	3	0	8
Auburn	1/29*	16	3-4	0-0	0-0	1-4-5	2	0	2	1	0	6
at LSU	2/5*	24	4-7	0-0	1-3	2-4-6	4	0	2	1	0	9
at Texas A&M	2/9*	24	1-4	0-0	0-0	1-5-6	5	0	2	0	2	2
Florida	2/12*	18	1-3	0-0	0-0	1-1-2	3	0	1	2	0	2
Tennessee	2/16	10	1-1	0-0	0-0	0-0-0	2	0	0	0	0	2
at Auburn	2/20	15	1-1	0-0	0-0	0-4-4	1	0	2	5	0	2
at Georgia	2/23	20	2-4	0-0	1-2	3-3-6	3	0	1	0	0	5
Mizzou	2/26	18	3-5	0-0	1-1	0-0-0	3	0	0	4	0	7
vs. Vanderbilt	3/1	15	1-2	0-0	0-2	0-1-1	1	0	1	3	0	2
vs. Tennessee	3/2	25	5-8	0-0	0-0	2-9-11	5	0	1	6	0	10
vs. Kentucky	3/3	19	1-1	0-0	0-0	1-4-5	4	0	1	1	0	2
Mercer	3/16	18	3-4	0-0	0-0	0-2-2	3	0	3	1	0	6
Little Rock	3/19	25	4-6	0-0	0-0	2-5-7	2	0	1	5	0	8
Tulane	3/23	15	2-5	0-0	0-0	0-2-2	1	0	2	3	0	4
at Georgia Tech	3/26	15	0-3	0-0	0-0	2-1-3	5	2	1	3	0	0
<b>TOTALS</b>		<b>641</b>	<b>97-177</b>	<b>0-0</b>	<b>29-55</b>	<b>66-112-178</b>	<b>83</b>	<b>8</b>	<b>42</b>	<b>90</b>	<b>10</b>	<b>223</b>

\*INDICATES GAMES STARTED



CAREER STATS

Year	GP	GS	Min	Avg	FG	FGA	Pct	3FG	3FGA	Pct	FT	FTA	Pct	Off	Def	Tot	Avg	PF	FO	A	TO	Blk	Stl	Pts	Avg
2016-17	36	6	641	17.8	97	177	.548	0	0	.000	29	55	.527	66	112	178	4.9	83	4	8	42	90	10	223	6.2



# PLAYER PROFILES



13

5-7 • Senior

Guard

## COCO KNIGHT

Bay Minette, Ala. (Shelton State CC)

### CAREER HIGHS

Points	18 vs. Tennessee (2/16/17)
Rebounds	8 vs. Tennessee (2/16/17)
FG Made	9 vs. Tennessee (2/16/17)
FG Att.	16 vs. Tennessee (2/16/17)
3PT FG Made	
3PT FG Att.	2 vs. Tennessee (3/2/17)
FT Made	2 - 8X, last vs. Missouri (2/26/17)
FT Att.	5 vs. Mississippi State (1/19/17)
Assists	3 - 3X, last vs. Tennessee (2/16/17)
Steals	4 vs. Kentucky (1/12/17)
Blocks	
Minutes	25 vs. Tennessee (2/16/17)

### SEC HIGHS

Points	18 vs. Tennessee (2/16/17)
Rebounds	8 vs. Tennessee (2/16/17)
FG Made	9 vs. Tennessee (2/16/17)
FG Att.	16 vs. Tennessee (2/16/17)
3PT FG Made	
3PT FG Att.	1 - 3X, last at Georgia (2/23/17)
FT Made	2 - 4X, last vs. Missouri (2/26/17)
FT Att.	5 vs. Mississippi State (1/19/17)
Assists	3 - 2X, last vs. Tennessee (2/16/17)
Steals	4 vs. Kentucky (1/12/17)
Blocks	
Minutes	25 vs. Tennessee (2/16/17)

### 2016-17 SEASON HIGHS

Points	18 vs. Tennessee (2/16)
Rebounds	8 vs. Tennessee (2/16)
FG Made	9 vs. Tennessee (2/16)
FG Att.	16 vs. Tennessee (2/16)
3PT FG Made	
3PT FG Att.	2 vs. Tennessee (3/2)
FT Made	2 - 8X, last vs. Missouri (2/26)
FT Att.	5 vs. Mississippi State (1/19)
Assists	3 - 3X, last vs. Tennessee (2/16)
Steals	4 vs. Kentucky (1/12)
Blocks	
Minutes	25 vs. Tennessee (2/16)

### 2016-17 (JUNIOR)

Played in all 36 games ... scored double-figure points four times ... led Alabama in scoring once, assists once and steals once ... **New Orleans (11/11)**: Added four points and four rebounds in 11 minutes off the bench. **Mississippi Valley State (11/14)**: Finished with two points, five rebounds, three assists and one steal. **Lipscomb (11/17)**: Scored 11 points and had one rebound and a steal. **Alabama A&M (11/27)**: Chipped in six points on 3-of-3 shooting, one rebound, two assists and three steals. **Alcorn State (12/1)**: Had six points, four rebounds, two assists and a steal in the win. **Georgia State (12/15)**: In 11 minutes of action, recorded three points, two rebounds and an assist. **McNeese State (12/19)**: Contributed five points, five rebounds, one assist and one steal. **UTEP (12/20)**: Had two points, one rebound and an assist. **Florida A&M (12/28)**: Collected two points, two steals, one rebound and an assist. **South Carolina (1/1)**: Finished with two points, two rebounds and two assists. **Ole Miss (1/5)**: Chipped in one rebound and an assist. **Missouri (1/8)**: Scored six points in her 14 minutes of reserve action. **Kentucky (1/12)**: Had a career-high four steals in addition to two points and two rebounds. **Mississippi State (1/19)**: Added 10 points, three rebounds and an assist off the bench. **Ole Miss (1/22)**: Chipped in two points, two assists, one rebound and one steal. **Vanderbilt (1/26)**: Had two points and a pair of rebounds in 12 minutes off the bench. **Auburn (1/29)**: Recorded three assists in 11 minutes of play. **LSU (2/5)**: Matched her season high of five rebounds. **Texas A&M (2/9)**: Finished with 10 points, four rebounds, two assists and one steal. **Florida (2/12)**: Added six points, one rebound, one assist and one steal in 12 minutes. **Tennessee (2/16)**: Had her best game of the season, leading Alabama with 18 points, eight rebounds and three assists. **Auburn (2/20)**: Helped Alabama to its first win at Auburn since 2011 with seven points and three rebounds. **Kentucky (3/3)**: Chipped in four points, two rebounds and an assist. **Tulane (3/23)**: Contributed two points and two assists.

### 2014-16 (AT SHELTON STATE COMMUNITY COLLEGE)

2016 National Junior College Athletic Association (NJCAA) All-America Second Team ... led the Buccaneers to a third place finish at the national championship and the District N championship ... jersey selected to the Women's Basketball Hall of Fame's "Ring of Honor," which celebrates the accomplishments of young athletes from across the country ... Alabama Community College Conference (ACCC) champion at Shelton State ... 2016 ACCC Tournament MVP ... 2016 North Division Player of the Year ... 2016 first team all-region ... 2015 and 2016 ACCC All-Tournament Team ... two-time ACCC Player of the Week in 2016 ... in 36 games averaged 14.6 points on 44.5

percent shooting from field, 4.8 rebounds, 2.7 steals and 2.7 assists per game ... finished the 2015-16 season with 98 total steals, ranking 11th nationally ... started in all but the first five games as a sophomore ... scored in double figures 29 times ... recorded 20 or more points on seven occasions, reaching a high of 26 against Chipola on Nov. 14 ... notched four double-doubles, two of which came in the tournament ... played in 32 games throughout the 2014-15 season ... averaged 9.3 points, 3.2 rebounds and 1.9 assists as a freshman.

### PREP HIGHLIGHTS

Led Baldwin County, coached by Robert Wills, to the 6A south regional as a senior in 2014 ... scored 21 points in the final game of her high school career ... 2014 Coastal Alabama Girls Sweet 16 Third Team ... 2011 6A South Region All-Tournament Team ... pulled up to play varsity as an eighth grader after leading her middle school team to the county championship.

KNIGHT'S GAME-BY-GAME STATS

2016-17

Opponent	Date	Min	FG-FGA	3FG-FGA	FT-FTA	Off-Def-Tot	PF	A	TO	Blk	Stl	Pts
New Orleans	11/11	11	1-3	0-0	2-3	2-2-4	1	0	0	0	0	4
Mississippi Valley State	11/14	14	0-2	0-0	2-2	1-4-5	1	3	2	0	1	2
Lipscomb	11/17	21	5-10	0-0	1-1	0-1-1	1	0	0	0	1	11
Georgia Southern	11/22	5	0-0	0-0	0-0	0-0-0	0	1	1	0	0	0
Alabama A&M	11/27	13	3-3	0-0	0-2	0-1-1	0	2	0	0	3	6
Alcorn State	12/1	19	2-3	0-0	2-2	0-4-4	1	2	2	0	1	6
Kansas	12/4	7	1-3	0-0	1-1	0-0-0	0	1	0	0	1	3
at Georgetown	12/11	4	0-1	0-0	0-0	0-0-0	0	0	2	0	0	0
Georgia State	12/15	11	1-1	0-0	1-2	1-1-2	2	1	0	0	0	3
Georgia Tech	12/17	9	1-4	0-0	0-0	1-1-2	1	0	1	0	0	2
vs. McNeese State	12/19	16	2-4	0-0	1-2	2-3-5	0	1	4	0	1	5
vs. UTEP	12/20	7	0-0	0-0	2-2	0-1-1	0	1	0	0	0	2
Florida A&M	12/28	6	1-3	0-0	0-0	0-1-1	0	1	2	0	2	2
at South Carolina	1/1	15	1-4	0-0	0-0	1-1-2	3	2	2	0	0	2
Ole Miss	1/5	3	0-1	0-0	0-0	0-1-1	2	1	0	0	0	0
at Mizzou	1/8	14	2-5	0-0	2-2	0-0-0	0	0	0	0	0	6
Kentucky	1/12	13	1-2	0-0	0-0	2-0-2	3	0	3	0	4	2
Arkansas	1/15	10	0-2	0-0	0-2	0-1-1	0	0	1	0	0	0
Mississippi State	1/19	18	4-7	0-0	2-5	0-3-3	2	1	0	0	0	10
at Ole Miss	1/22	12	1-2	0-0	0-0	1-0-1	0	2	1	0	1	2
at Vanderbilt	1/26	12	1-5	0-0	0-0	1-1-2	0	0	0	0	0	2
Auburn	1/29	11	1-2	0-0	0-0	0-0-0	0	3	1	0	0	2
at LSU	2/5	14	0-0	0-0	0-0	3-2-5	4	0	0	0	0	0
at Texas A&M	2/9	21	4-11	0-1	2-4	1-3-4	0	2	0	0	1	10
Florida	2/12	12	3-9	0-0	0-0	1-0-1	0	1	2	0	1	6
Tennessee	2/16	25	9-16	0-1	0-0	4-4-8	2	3	1	0	0	18
at Auburn	2/20	18	3-8	0-0	1-2	0-3-3	0	0	4	0	0	7
at Georgia	2/23	6	0-2	0-1	0-0	0-0-0	0	0	1	0	0	0
Mizzou	2/26	10	0-2	0-0	2-4	1-0-1	2	0	0	0	0	2
vs. Vanderbilt	3/1	11	0-1	0-0	1-4	0-1-1	1	0	0	0	0	1
vs. Tennessee	3/2	5	0-3	0-2	0-0	1-0-1	0	0	1	0	0	0
vs. Kentucky	3/3	11	2-5	0-0	0-0	0-2-2	0	1	2	0	0	4
Mercer	3/16	6	0-1	0-0	0-0	0-0-0	0	0	0	0	0	0
Little Rock	3/19	4	0-1	0-0	0-0	0-0-0	0	0	1	0	0	0
Tulane	3/23	11	1-1	0-0	0-0	0-0-0	1	2	1	0	0	2
at Georgia Tech	3/26	8	1-4	0-0	0-0	1-0-1	0	0	1	0	0	2
<b>TOTALS</b>		<b>413</b>	<b>51-131</b>	<b>0-5</b>	<b>22-40</b>	<b>24-41-65</b>	<b>27</b>	<b>31</b>	<b>36</b>	<b>0</b>	<b>17</b>	<b>124</b>

\*INDICATES GAMES STARTED



CAREER STATS

Year	GP	GS	Min	Avg	FG	FGA	Pct	3FG	3FGA	Pct	FT	FTA	Pct	Off	Def	Tot	Avg	PF	FO	A	TO	Blk	Stl	Pts	Avg
2016-17	36	0	413	11.5	51	131	.389	0	5	.000	22	40	.550	24	41	65	1.8	27	0	31	36	0	17	124	3.4





# PLAYER PROFILES



15

5-8 • Senior

Guard

## MEOSHONTI KNIGHT

Morgan City, La. (Central Catholic HS)

### CAREER HIGHS

Points	23 at Florida (1/21/16)
Rebounds	10 vs. North Florida (12/14/15)
FG Made	9 at Florida (1/21/16)
FG Att.	18 vs. LSU (3/2/16)
3PT FG Made	3 at Vanderbilt (1/25/16)
3PT FG Att.	5 - 2X, last vs. LSU (3/2/16)
FT Made	9 - 2X, last vs. Appalachian State (11/16/15)
FT Att.	14 vs. Appalachian State (11/16/15)
Assists	5 - 2X, last vs. Grambling State (12/20/15)
Steals	6 - 2X, last vs. Florida (1/21/16)
Blocks	2 - 2X, last vs. Tennessee (2/25/16)
Minutes	40 vs. LSU (3/2/16)

### SEC HIGHS

Points	23 at Florida (1/21/16)
Rebounds	5 - 4X, last at Mississippi State (2/28/16)
FG Made	9 at Florida (1/21/16)
FG Att.	18 vs. LSU (3/2/16)
3PT FG Made	3 at Vanderbilt (1/25/16)
3PT FG Att.	5 - 2X, last vs. LSU (3/2/16)
FT Made	9 at Miss. State (1/18/15)
FT Att.	12 vs. Ole Miss (2/4/16)
Assists	4 at Vanderbilt (1/25/16)
Steals	6 - 2X, last vs. Florida (1/21/16)
Blocks	2 vs. Tennessee (2/25/16)
Minutes	40 vs. LSU (3/2/16)

### 2015-16 SEASON HIGHS

Points	23 at Florida (1/21)
Rebounds	10 vs. North Florida (12/14)
FG Made	9 at Florida (1/21)
FG Att.	18 vs. LSU (3/2)
3PT FG Made	3 at Vanderbilt (1/25)
3PT FG Att.	5 - 2X, last vs. LSU (3/2)
FT Made	9 vs. Appalachian State (11/16)
FT Att.	14 vs. Appalachian State (11/16)
Assists	5 - 2X, last vs. Grambling State (12/20)
Steals	6 - 2X, last vs. Florida (1/21)
Blocks	2 - 2X, last vs. Tennessee (2/25)
Minutes	40 vs. LSU (3/2)

### 2016-17 (JUNIOR)

Played in all 36 games, starting in 27 contests ... second on the team in scoring (10.6 ppg) and assists (2.0 apg) ... led Alabama in both free throws made and attempted and ranked 94th and 55th, respectively, in those categories nationally ... finished the season ranked 10th among active steal leaders in the Southeastern Conference ... scored double-figure points 20 times ... led the Tide in scoring eight times, rebounding three times, assists seven times, steals eight times, and blocks twice ... **New Orleans (11/11)**: Scored a team-high 18 points while adding five steals, four assists, both of which were game highs, and four rebounds. **Mississippi Valley State (11/14)**: Added eight points, seven rebounds, two assists and a steal. **Lipscomb (11/17)**: Recorded 12 points, six rebounds, one assist, one block and a steal. **Georgia Southern (11/22)**: Scored all 14 of her points in the second half to propel the Tide to victory ... also contributed three rebounds, four assists and two steals playing in 36 of the 40 minutes. **Alabama A&M (11/27)**: Finished with 10 points, seven rebounds, three assists and four steals. **Alcorn State (12/1)**: Scored 18 points, 12 of which came from the free throw line, to go with four steals, three assists, two blocks and two rebounds ... her 12 free throws made and 16 attempts were both career highs. **Kansas (12/4)**: Tallied 17 points, four rebounds and one assist in the victory. **Georgetown (12/11)**: Contributed six points and seven rebounds. **Georgia State (12/15)**: Had a game-high four assists, one shy of her career high, and added nine points, eight rebounds and a pair of steals. **Georgia Tech (12/17)**: Finished with 13 points, seven rebounds, two assists, one block and a steal. **McNeese State (12/19)**: Scored a season-high 20 points to go along with three rebounds, two assists and a pair of steals. **UTEP (12/20)**: Had 10 points, six rebounds, three assists and a steal in the win. **Florida A&M (12/28)**: Collected 16 points, six rebounds, two assists and a pair of steals. **South Carolina (1/1)**: Finished with eight points, a team-high six rebounds, two assists, two steals and a block. **Ole Miss (1/5)**: Scored a career-high 29 points in addition to three rebounds, three steals and a pair of assists. **Missouri (1/8)**: Recorded eight points, two rebounds and one block. **Kentucky (1/12)**: Had nine points, four rebounds, one assist and a steal. **Arkansas (1/15)**: Collected 10 points, five rebounds, three assists and one steal. **Mississippi State (1/19)**: Pulled down an SEC-high seven rebounds. **Ole Miss (1/22)**: Finished with 13 points, four rebounds, three steals and one assist. **Vanderbilt (1/26)**: Recorded 11 points, three rebounds, two assists and one steal. **Auburn (1/29)**: Had four points, two rebounds, three assists and a block. **Texas A&M (2/9)**: Led the Tide in scoring with 11 points. **Florida (2/12)**: Added 11 points, one rebound, two assists, one block and four steals. **Tennessee (2/16)**: Chipped in five points and eight rebounds. **Auburn (2/20)**: Helped Alabama to its first win at Auburn since 2011 with 10 points, six rebounds and three assists. **Georgia (2/23)**: Scored a team-best 14 points, including the game-tying basket to send it into overtime ... also matched her career high in assists with five. **Missouri (2/26)**: Added eight points, five rebounds,

four assists and one steal. **Vanderbilt (3/1)**: Recorded 10 points, two rebounds, 1 assist and one steal. **Tennessee (3/2)**: Scored a game-high 16 points in addition to six rebounds and three assists. **Kentucky (3/3)**: Chipped in nine points, six rebounds and two assists. **Mercer (3/16)**: Set a new career high in blocks with three ... also contributed five points, six rebounds and one assist. **Little Rock (3/19)**: Added six points, two rebounds, two assists and one block. **Georgia Tech (3/26)**: Went 4-for-4 from the free throw line and finished with six points, two rebounds, one assist and one steal.

### 2015-16 (SOPHOMORE)

2015 Nugget Classic All-Tournament Team ... played in, and started, all 30 games ... led the team in free throw attempts with 129 on the season ... second on the team in steals with 50 ... also second on the team in scoring with an average of 10.1 points per game ... ranked 13th in the SEC in steals (1.7 pg), 14th in free throw percentage (.612) and 26th in scoring (10.1 ppg) ... scored double-figure points 15 times ... recorded one double-double ... led Alabama in steals 10 times, assists and scoring nine times, blocks six times and rebounding once ... **Alabama A&M (11/13)**: Contributed 10 points, two rebounds and one assist in 19 minutes vs. the Bulldogs. **Appalachian State (11/16)**: Scored 20 points along with eight rebounds, three assists, one block and one steal. **Mississippi Valley State (11/22)**: Went 7-for-7 from the free throw line to help her score 13 points in the win ... also added a team-high and career-best four assists, three rebounds, one block and one steal. **Georgia State (11/24)**: Had 13 points, four rebounds, four assists and a steal. **Middle Tennessee (11/27)**: Finished with seven points, three rebounds, three steals and a career-high five assists against the Blue Raiders. **Utah Valley (11/28)**: Recorded 16 points, six rebounds and one assist in the win. **UT Martin (12/2)**: Had three points, four rebounds and two assists. **North Florida (12/14)**: Notched her first career double-double with 10 points and 10 rebounds in addition to three steals and a block against the Ospreys. **Georgia Tech (12/18)**: Scored a team-high 14 points, eight of which came in the fourth quarter, and added eight rebounds, two assists and a block. **Grambling State (12/20)**: Contributed six points, six rebounds, a career-high tying five assists, a career-best two blocks and a steal in the win. **LSU (1/3)**: Scored 17 points, in addition to a career-best six steals, three rebounds and an assist. **Kentucky (1/7)**: Seven points, three steals, two rebounds and an assist. **Auburn (1/14)**: Finished with nine points, one rebound and an assist. **Florida (1/21)**: Chipped in a career-high 23 points and tied her career best in steals with six. **Vanderbilt (1/25)**: Had 12 points, three rebounds and four assists. **Ole Miss (2/4)**: Led Alabama in scoring with 14 points in the win over the Rebels. **Auburn (2/7)**: The Tide's leading scorer for the second-straight game with 16 points in addition to four steals, one block and two rebounds. **Mississippi State (2/28)**: Had a team-high 11 points, while adding five rebounds, one assist, one block and one steal. **LSU (3/2)**: Led Alabama in scoring with 15 points.

**2014-15 (FRESHMAN)**

Southeastern Conference First-Year Honor Roll ... Alabama's Most Outstanding Player in the Hall of Fame Women's Challenge after scoring a season-best 16 points against Quinnipiac ... earned Black Scholars Award recognition at Alabama's Crimson Choice Awards show ... played in all 32 games, making three starts ... led Alabama in steals with 1.3 per game ... third on the team in scoring with an average of 7.3 points per game ... ranked 14th in the SEC in free throw percentage against league opponents, averaging 70.7 percent from the line ... scored double figure points 10 times ... chipped in 10 points, eight rebounds, three assists and three steals in 23 minutes off the bench against Florida A&M ... tallied four points, two steals and two blocks against Duke ... big impact in the Tide's win at Kansas, scoring 11 points, while adding three rebounds, two assists and a steal ... scored a game-high 15 points in addition to two steals and a rebound in the win vs. Georgetown ... eight of her 15 points against the Hoyas were scored at the free throw line where she went 8-10 ... added six points, three rebounds and three assists against Alabama A&M ... contributed nine points, five rebounds and an assist vs. USC Upstate ... had nine points, three rebounds and two steals in the win over No. 12 Nebraska ... chipped in 10 points and a season-best four steals vs. Arkansas-Pine Bluff ... added 11 points, three rebounds and two steals against Mississippi Valley State ... had six points, four rebounds, three steals and two assists in her SEC debut vs. Kentucky ... matched her season high with 16 points in addition to two rebounds and two assists vs. South Carolina ... made her first start and played a career-high 30 minutes against Ole Miss, finishing second on the team in scoring with 15 points ... led Alabama with 13 points at Mississippi State, marking her third straight game in double figures ... added 11 points, four rebounds, one assist and one steal off the bench at LSU ... scored seven points and recorded two steals against Mississippi State.

**HIGH SCHOOL**

2014 Louisiana Sports Writers' Association (LSWA) Class 1A MVP ... four-time member of the LSWA Class 1A All-State Team (2011, 12, 13, 14) ... ranked No. 3 on The Times-Picayune's Sweet 16: Class of 2014 list ... 2013 LSWA District 8-1A MVP ... coached by Jamarr Garrett and Joseph Jones ... hit a pair of free throws with 14.4 seconds remaining to help Central Catholic win the 2014 Class 1A state championship ... went 16-of-17 from the free throw line in the championship game, finishing with a team-high 25 points ... averaged 18.9 points, 7.9 rebounds, 4.6 assists and 4.6 steals per game for the Eagles as a senior ... key component in helping Catholic Central advance to the Class 1A state semifinals in 2013 ... averaged 18.9 points, 12.0 rebounds, 5.3 steals, 5.0 blocks and 5.0 assists as a junior ... also played volleyball for the Eagles where she was named to the 2013 West All-Star Squad by The Times-Picayune ... played AAU ball for the Louisiana Lady Hornets coached by Derrian Williams and the Lady Pumas, coached by Dee Brown and Darius Mimms.

**KNIGHT'S GAME-BY-GAME STATS**

**2014-15**

Opponent	Date	Min	FG-FGA	3FG-FGA	FT-FTA	Off-Def-Tot	PF	A	TO	Blk	Stl	Pts
Florida A&M	11/14	23	4-6	0-1	2-6	4-4-8	1	3	3	0	3	10
Duke	11/16	18	1-3	0-0	2-2	0-2-2	2	1	7	0	2	4
Jacksonville State	11/18	11	1-6	0-0	2-6	2-2-4	1	0	1	0	0	4
at Kansas	11/21	13	4-6	0-0	3-4	0-3-3	2	2	2	0	1	11
vs. Georgetown	11/22	21	3-7	1-2	8-10	0-1-1	1	0	3	0	2	15
vs. Temple	11/23	14	0-5	0-1	0-0	0-0-0	1	2	0	0	1	0
Alabama A&M	11/26	18	3-7	0-1	0-2	1-2-3	2	3	3	0	0	6
vs. Quinnipiac	11/30	26	4-10	1-1	7-7	1-4-5	2	3	1	0	0	16
USC Upstate	12/2	22	3-8	0-0	3-6	3-2-5	2	1	1	0	0	9
UT Martin	12/4	5	0-0	0-0	1-2	0-0-0	3	0	2	0	2	1
Nebraska	12/7	21	4-13	1-3	0-1	0-3-3	1	0	3	0	2	9
Mercer	12/14	7	0-2	0-1	0-0	0-1-1	1	1	1	0	0	0
Arkansas-Pine Bluff	12/16	20	3-7	1-4	3-4	0-0-0	1	0	1	0	4	10
New Orleans	12/21	21	2-5	0-1	4-7	1-3-4	3	2	3	1	2	8
Mississippi Valley State	12/28	21	4-7	1-1	2-4	2-1-3	0	0	0	0	2	11

Kentucky	1/2	20	2-5	0-2	2-2	1-3-4	1	2	2	0	3	6	
at Georgia	1/4	19	1-6	1-3	3-4	0-2-2	1	1	2	0	1	6	
South Carolina	1/8	28	4-9	0-1	8-11	2-2-2	1	2	3	0	0	16	
at Ole Miss	1/11*	30	5-6	0-1	5-6	0-2-2	0	1	5	0	2	15	
at Mississippi State	1/18	29	2-7	0-0	9-10	0-5-5	4	0	2	1	1	13	
Auburn	1/22	11	1-4	1-2	2-3	1-2-3	1	0	1	0	1	5	
Vanderbilt	1/25	22	2-4	0-0	3-6	0-1-1	1	0	1	0	1	7	
at South Carolina	1/29*	30	3-10	1-1	1-1	0-3-3	2	1	4	1	3	8	
Arkansas	2/1*	21	1-5	0-0	0-1	0-1-1	2	1	2	0	0	2	
at LSU	2/8	28	3-8	0-2	5-7	1-3-4	0	1	2	0	1	11	
Missouri	2/12	22	3-8	1-2	0-0	1-0-1	1	2	0	1	1	7	
at Texas A&M	2/16	14	0-1	0-0	1-4	0-2-2	0	0	2	0	2	1	
at Tennessee	2/19	22	4-5	0-1	1-1	0-2-2	1	1	2	0	3	9	
Mississippi State	2/22	24	3-7	1-1	0-0	1-0-1	1	1	2	0	2	7	
Florida	2/26	10	0-0	0-0	0-0	0-1-1	0	1	0	0	0	0	
at Auburn	3/1	21	2-6	0-1	1-2	0-1-1	0	3	1	0	1	5	
vs. Vanderbilt	3/4	15	1-4	0-1	1-2	1-3-4	1	3	2	1	0	3	
<b>TOTALS</b>			<b>627</b>	<b>73-187</b>	<b>10-34</b>	<b>79-121</b>	<b>22-59-81</b>	<b>40</b>	<b>38</b>	<b>64</b>	<b>5</b>	<b>43</b>	<b>235</b>

**2015-16**

Opponent	Date	Min	FG-FGA	3FG-FGA	FT-FTA	Off-Def-Tot	PF	A	TO	Blk	Stl	Pts	
Alabama A&M	11/13*	19	3-4	0-1	4-9	0-2-2	4	1	2	0	0	10	
Appalachian State	11/16*	29	5-8	1-2	9-14	2-6-8	2	3	3	1	1	20	
Mississippi Valley State	11/22*	27	3-7	0-3	7-7	0-3-3	1	4	3	1	1	13	
Georgia State	11/24*	34	4-10	1-2	4-5	0-4-4	4	4	4	0	1	13	
vs. Middle Tennessee	11/27*	29	2-10	0-2	3-3	2-1-3	1	5	4	0	3	7	
vs. Utah Valley	11/28*	34	7-14	1-2	1-2	1-5-6	1	1	1	0	0	16	
at UT Martin	12/2*	24	1-6	0-1	1-4	0-4-4	2	2	2	0	0	3	
Alcorn State	12/6*	18	3-8	0-2	0-0	1-0-1	2	1	1	0	2	6	
Georgetown	12/12*	22	2-6	0-0	0-4	0-3-3	1	4	3	0	2	4	
North Florida	12/14*	20	4-10	0-2	2-4	2-8-10	1	0	1	1	1	10	
at Georgia Tech	12/18*	27	7-14	0-2	0-0	3-5-8	0	2	3	1	0	14	
Grambling State	12/20*	24	1-6	0-2	4-4	0-6-6	1	5	3	2	1	6	
Lipscomb	12/28*	21	2-8	0-2	2-2	0-0-0	0	0	2	0	2	6	
LSU	1/3*	35	7-10	2-3	1-2	1-2-3	0	1	4	0	6	17	
at Kentucky	1/7*	20	1-6	1-3	4-6	1-1-2	4	1	3	0	3	7	
Vanderbilt	1/10*	31	2-8	0-2	0-2	0-3-3	5	1	2	0	3	4	
at Auburn	1/14*	24	3-9	0-3	3-5	0-0-1	1	1	3	0	0	9	
Georgia	1/17*	23	0-4	0-1	3-4	0-5-5	2	2	3	0	0	3	
at Florida	1/21*	33	9-17	1-3	4-7	0-3-3	1	2	3	0	6	23	
at Vanderbilt	1/25*	34	4-10	3-5	1-2	1-2-3	2	4	4	0	0	12	
Texas A&M	1/28*	26	3-6	0-1	2-4	0-3-3	1	3	1	0	0	8	
at Tennessee	1/31*	29	3-8	0-1	5-6	0-5-5	0	2	2	0	1	11	
Ole Miss	2/4*	36	4-9	0-1	6-12	1-3-4	1	0	4	0	0	14	
Auburn	2/7*	34	4-10	1-4	7-10	0-2-2	0	0	7	1	4	16	
at Mizzou	2/11*	34	2-8	1-3	2-4	0-2-2	4	3	1	0	1	7	
at Arkansas	2/18*	23	3-9	2-3	0-0	0-1-1	3	1	5	0	2	8	
South Carolina	2/22*	31	3-8	0-3	1-2	1-2-3	5	0	0	0	3	7	
Tennessee	2/25*	23	2-9	0-2	0-0	0-2-2	3	2	2	2	2	4	
at Mississippi State	2/28*	30	5-10	0-1	1-3	1-4-5	3	1	2	1	1	11	
vs. LSU	3/2*	40	6-18	1-5	2-2	2-2-4	4	1	6	0	2	15	
at Tulane	3/16*	29	3-7	1-3	3-5	1-4-5	4	4	3	0	0	10	
<b>TOTALS</b>			<b>863</b>	<b>108-277</b>	<b>16-70</b>	<b>82-134</b>	<b>20-93-113</b>	<b>63</b>	<b>61</b>	<b>87</b>	<b>10</b>	<b>50</b>	<b>314</b>

**2016-17**

Opponent	Date	Min	FG-FGA	3FG-FGA	FT-FTA	Off-Def-Tot	PF	A	TO	Blk	Stl	Pts
New Orleans	11/13*	34	6-14	0-4	6-8	2-2-4	1	4	1	0	5	18
Mississippi Valley State	11/14*	23	1-6	0-1	6-12	2-5-7	1	2	5	0	1	8
Lipscomb	11/17*	27	4-10	1-3	3-4	1-5-6	0	1	0	1	1	12
Georgia Southern	11/22*	36	6-14	1-4	1-1	1-2-3	0	4	1	0	2	14
Alabama A&M	11/27*	19	4-7	0-2	2-4	2-5-7	3	3	1	0	4	10
Alcorn State	12/1*	29	3-7	0-1	12-16	0-2-2	1	3	2	2	4	18
Kansas	12/4*	40	6-13	1-3	4-5	0-4-4	3	1	1	0	0	17
at Georgetown	12/11*	25	2-10	0-1	2-2	3-4-7	3	0	0	0	0	6
Georgia State	12/15*	31	3-9	0-2	3-4	1-7-8	3	3	6	0	2	9
Georgia Tech	12/17*	32	6-12	1-3	0-3	2-5-7	3	2	4	1	1	13
vs. McNeese State	12/19*	31	7-12	0-1	6-7	0-3-3	2	2	3	0	2	20
vs. UTEP	12/20*	28	4-8	1-2	1-2	4-2-6	2	3	2	0	1	10
Florida A&M	12/28*	28	6-10	1-1	3-3	1-5-6	0	2	2	0	2	16
at South Carolina	1/1*	34	3-11	0-3	2-2	2-4-6	4	2	3	1	2	8
Ole Miss	1/5*	38	8-11	2-3	11-14	0-3-3	0	2	4	0	3	29
at Mizzou	1/8*	34	4-12	0-5	0-0	0-2-2	5	0	0	1	0	8
Kentucky	1/12*	37	3-11	0-2	3-4	1-3-4	3	1	3	0	1	9
Arkansas	1/15*	32	2-8	2-2	4-6	1-4-5	1	3	4	0	1	10
Mississippi State	1/19*	33	0-6	0-1	2-8	2-5-7	1	1	5	0	1	2
at Ole Miss	1/22*	33	5-8	1-2	2-5	0-4-4	1	1	6	0	3	13
at Vanderbilt	1/26*	33	3-7	2-3	3-5	0-3-3	4	2	2	0	1	11
Auburn	1/29*	32	2-9	0-3	0-0	0-2-2	4	3	1	1	0	4
at LSU	2/5*	23	1-6	0-2	2-2	0-2-2	1	0	3	0	1	4
at Texas A&M	2/9	28	4-13	1-4	2-2	0-1-1	2	1	3	0	0	11
Florida	2/12	18	4-5	1-1	2-2	0-1-1	0	2	1	1	4	11
Tennessee	2/16*	20	2-7	0-2	1-2	1-7-8	2	0	1	0	0	5
at Auburn	2/20*	32	2-11	1-4	5-6	1-5-6	4	3				

# PLAYER PROFILES



5-7 • Sophomore

Guard

## JORDAN LEWIS

Windermere, Fla. (Lake Highland Prep)

### CAREER HIGHS

Points	22 at Ole Miss (1/22/17)
Rebounds	8 - 2X, last vs. Georgia State (12/15/16)
FG Made	8 vs. Miss. Valley State (11/14/16)
FG Att.	15 - 2X, last at LSU (2/5/17)
3PT FG Made	4 at Vanderbilt (1/26/17)
3PT FG Att.	8 vs. Missouri (2/26/17)
FT Made	10 at Ole Miss (1/22/17)
FT Att.	14 at Ole Miss (1/22/17)
Assists	8 - 3X, last vs. Tennessee (3/2/17)
Steals	4 - 2X, last vs. Arkansas (1/15/17)
Blocks	1 vs. Tennessee (2/16/17)
Minutes	43 at Georgia (2/23/17)

### SEC HIGHS

Points	22 at Ole Miss (1/22/17)
Rebounds	7 - 2X, last at Auburn (2/20/17)
FG Made	6 at Ole Miss (1/22/17)
FG Att.	15 - 2X, last at LSU (2/5/17)
3PT FG Made	4 at Vanderbilt (1/26/17)
3PT FG Att.	8 vs. Missouri (2/26/17)
FT Made	10 at Ole Miss (1/22/17)
FT Att.	14 at Ole Miss (1/22/17)
Assists	8 vs. Tennessee (2/16/17)
Steals	4 vs. Arkansas (1/15/17)
Blocks	1 vs. Tennessee (2/16/17)
Minutes	43 at Georgia (2/23/17)

### 2016-17 SEASON HIGHS

Points	22 at Ole Miss (1/22)
Rebounds	8 - 2X, last vs. Georgia State (12/15)
FG Made	8 vs. Miss. Valley State (11/14)
FG Att.	15 - 2X, last at LSU (2/5)
3PT FG Made	4 at Vanderbilt (1/26)
3PT FG Att.	8 vs. Missouri (2/26)
FT Made	10 at Ole Miss (1/22)
FT Att.	14 at Ole Miss (1/22)
Assists	8 - 3X, last vs. Tennessee (3/2)
Steals	4 - 2X, last vs. Arkansas (1/15)
Blocks	1 vs. Tennessee (2/16)
Minutes	43 at Georgia (2/23)

### 2016-17 (FRESHMAN)

Associated Press Southeastern Conference Newcomer of the Year ... HERO Sports National Newcomer of the Year ... SEC All-Freshman Team ... earned the Sandral Hullett Award, which is given to Alabama freshmen with the highest academic standing ... member of the Phi Eta Sigma National Honor Society ... Black Scholars Award Recognition ... five-time SEC Freshman of the Week ... played and started all 36 games ... led the team and ranked fifth in the SEC in assists with an average of 4.3 per game ... also chipped in 9.8 points, 3.9 rebounds and 1.4 steals per contest ... ranked third in the conference and 65th nationally in overall assists with 154 ... her 154 assists also rank as the eighth most in a single season in program history ... played the most minutes of any freshman in the SEC at 32.6 per game ... scored in double digits 22 times ... led Alabama in scoring four times, rebounding three times, assists 28 times, steals 10 times and blocks once ... **New Orleans (11/11)**: Started at point guard in her Crimson Tide debut where she finished with 11 points, eight rebounds, four assists, both of which were game highs, and four steals. **Mississippi Valley State (11/14)**: Led the game in scoring with 21 points in addition to seven rebounds, two assists and two steals. **Lipscomb (11/17)**: Added 12 points, seven rebounds, five assists and one steal. **Georgia Southern (11/22)**: Chipped in seven points, four rebounds, a game-high four assists and a steal. **Alabama A&M (11/27)**: Finished with four points, one rebound, three assists and three steals. **Alcorn State (12/1)**: Recorded nine points, five rebounds, four assists and a steal. **Kansas (12/4)**: Had four points, five rebounds, two assists and a steal in the win. **Georgetown (12/11)**: Dished six assists, in addition to 10 points, seven rebounds and a pair of steals. **Georgia State (12/15)**: Had a solid all-around game with 14 points, eight rebounds, five assists and a steal. **Georgia Tech (12/17)**: Dished out a season-best eight assists while running the point against a tough defense for 36 minutes ... also added seven points, two rebounds and two steals. **McNeese State (12/19)**: Finished with 11 points, five rebounds and four assists. **UTEP (12/20)**: Had a 2:1 assist/turnover ratio with six assists and three steals in 32 minutes ... also scored 17 points, 12 of which came in the first quarter to spark the Tide offense. **Florida A&M (12/28)**: Collected 11 points, four assists, three rebounds and three steals ... went 7-for-8 from the free throw line. **South Carolina (1/1)**: Scored a team-high 10 points in addition to four assists, one rebound and one steal. **Ole Miss (1/5)**: Chipped in 11 points, seven assists, two rebounds and a pair of steals. **Missouri (1/8)**: Dished out seven assists in addition to scoring five points. **Kentucky (1/12)**: Had three rebounds, three assists and a steal against the Wildcats. **Arkansas (1/15)**: Matched her career high in steals with four. **Mississippi State (1/19)**: Had 10 points, two assists, two steals and one rebound. **Ole Miss (1/22)**: Scored a season-high 22 points and added six rebounds, four assists and one steal. **Vanderbilt (1/26)**: Recorded 15 points, 12 of which came from three-point range, three rebounds, five assists and a pair of steals. **LSU (2/5)**: Led Alabama in scoring with 13 points. **Texas A&M (2/9)**: Finished with eight points,

three assists and one rebound. **Florida (2/12)**: Had 11 points, four rebounds and one assist. **Tennessee (2/16)**: Collected eight points, seven rebounds, a career-high tying eight assists, two steals and her first career block in the win over the Lady Vols. **Auburn (2/20)**: Helped Alabama to its first win at Auburn since 2011 with 12 points, seven rebounds, two assists and three steals ... scored three of Alabama's 10 points in overtime and pulled down two clutch defensive rebounds on Auburn's final two possessions in the bonus period. **Georgia (2/23)**: Finished with nine points, three rebounds, three assists and one steal. **Missouri (2/26)**: Added 12 points, two rebounds, one assist and one steal. **Vanderbilt (3/1)**: Recorded 13 points, six assists with no turnovers, three rebounds and one steal. **Tennessee (3/2)**: Collected 10 points, five rebounds and a career-high tying eight assists. **Kentucky (3/3)**: Dished out a game-high seven assists and pulled down a pair of rebounds. **Mercer (3/3)**: Contributed 10 points, four rebounds and seven assists. **Little Rock (3/19)**: Scored the game-winning basket with 5.1 second remaining ... finished with seven points, five rebounds, three assists and three steals. **Tulane (3/23)**: Chipped in 13 points, six rebounds, six assists and one steal. **Georgia Tech (3/26)**: Recorded 12 points, two rebounds and game highs of six assists and three steals.

### PREP HIGHLIGHTS

2016 Orlando Sentinel Girls Basketball Player of the Year ... 2016 Class 4A State Player of the Year ... 2016 Naismith Trophy All-America Team honorable mention ... 2016 McDonald's All American Nominee ... USA TODAY High School All-State First Team for Florida ... 2016 Brighthouse Sports Network Girls Basketball Player of the Year ... 2016 Florida Association of Basketball Coaches Class 4A Player of the Year ... 2016 Lake Highland Prep Female Athlete of the Year ... 2016 Class 4A Florida Dairy Farmers Player of the Year ... 2016 Crescom Bank Invitational Most Outstanding Player ... Lake Highland Prep Girls' Basketball Most Valuable Player ... ranked 75th overall in the 2016 class on the espnW 100 ... 2015 and 2016 4A first team all-state ... Orlando Sentinel All-Area First Team ... Orlando Sentinel First Team All-Central Florida ... capped her Lake Highland Prep career with a triple-double of 21 points, 10 rebounds and 10 assists in the Class 4A championship ... also guided the Highlanders, coached by Al Honor, to the state title in 2015 where she had 23 points, 16 rebounds, four steals and three assists ... finished with 2,012 points ... made several all-tournament teams, including the 2015 Naples Invitational, where she scored 31 points in a single game, 2013 Queen of Palms Tournament and the 2011 Osceola Thanksgiving Tournament ... 2015 Think Pink Tournament Player of the Game ... averaged 17.7 points, 5.1 assists, 4.8 rebounds and 3.2 steals per game as a senior ... put up 17.8 points, 10.0 rebounds, 4.5 assists and 3.6 steals per game as a junior ... member of the varsity squad since 2011 ... also played for coach Al Honor on the Central Florida Elite team ... during the summer of 2015, was the third leading scoring in the Girls Nike EYBL, averaging 17 points, while shooting 73 percent from the free throw line ... member of the National Honor Society.

LEWIS' GAME-BY-GAME STATS

2016-17

Opponent	Date	Min	FG-FGA	3FG-FGA	FT-FTA	Off-Def-Tot	PF	A	TO	Blk	Stl	Pts
New Orleans	11/11*	32	5-11	1-3	0-2	1-7-8	3	4	4	0	4	11
Mississippi Valley State	11/14*	28	8-12	2-3	3-7	3-4-7	2	2	2	0	2	21
Lipscomb	11/17*	28	5-8	0-1	2-3	3-4-7	0	5	0	0	1	12
Georgia Southern	11/22*	34	2-7	2-4	2-6	1-3-4	1	4	1	0	1	8
Alabama A&M	11/27*	18	1-2	1-2	1-2	0-1-1	0	3	1	0	3	4
Alcorn State	12/1*	20	3-5	0-2	3-4	2-3-5	2	4	3	0	1	9
Kansas	12/4*	40	1-10	1-5	1-2	1-4-5	2	2	3	0	1	4
at Georgetown	12/11*	34	3-11	0-2	4-6	4-3-7	5	6	3	0	2	10
Georgia State	12/15*	31	4-11	1-2	5-7	2-6-8	2	5	6	0	1	14
Georgia Tech	12/17*	36	2-10	1-5	2-2	0-2-2	1	8	4	0	2	7
vs. McNeese State	12/19*	29	3-6	2-3	3-4	0-5-5	2	4	4	0	0	11
vs. UTEP	12/20*	32	6-12	3-5	2-4	1-1-2	2	6	3	0	2	17
Florida A&M	12/28*	27	2-9	0-4	7-8	1-2-3	1	4	3	0	3	11
at South Carolina	1/1*	36	3-10	1-3	3-4	1-0-1	0	4	5	0	1	10
Ole Miss	1/5*	36	2-5	1-4	6-10	0-2-2	5	7	5	0	2	11
at Mizzou	1/8*	36	2-9	0-5	1-1	0-2-2	1	7	2	0	0	5
Kentucky	1/12*	28	0-6	0-1	0-0	1-2-3	2	3	4	0	1	0
Arkansas	1/15*	24	0-5	0-4	1-4	0-3-3	0	0	1	0	4	1
Mississippi State	1/19*	26	4-6	0-1	2-2	0-1-1	2	2	4	0	2	10
at Ole Miss	1/22*	36	6-11	0-1	10-14	1-5-6	2	4	5	0	1	22
at Vanderbilt	1/26*	36	5-15	4-7	1-2	1-2-3	4	5	4	0	2	15
Auburn	1/29*	37	0-3	0-2	0-0	0-2-2	1	2	6	0	0	0
at LSU	2/5*	35	5-15	2-6	1-1	1-2-3	5	2	6	0	1	13
at Texas A&M	2/9*	30	3-7	2-4	0-0	0-1-1	0	3	2	0	0	8
Florida	2/12*	38	3-14	2-7	3-4	0-4-4	3	1	5	0	0	11
Tennessee	2/16*	36	2-13	0-4	4-6	3-4-7	1	8	2	1	2	8
at Auburn	2/20*	42	3-13	1-6	5-6	3-4-7	4	2	4	0	3	12
at Georgia	2/23*	43	2-10	1-6	4-7	2-1-3	2	3	1	0	1	9
Mizzou	2/26*	32	4-13	1-8	3-3	0-2-2	3	1	2	0	1	12
vs. Vanderbilt	3/1*	28	3-7	3-5	4-4	0-3-3	3	6	0	0	1	13
vs. Tennessee	3/2*	37	1-8	1-2	7-8	1-4-5	0	8	5	0	0	10
vs. Kentucky	3/3*	31	0-2	0-2	0-0	0-2-2	2	7	3	0	0	0
Mercer	3/16*	33	3-8	1-3	3-4	0-4-4	0	7	3	0	0	10
Little Rock	3/19*	34	3-13	0-2	1-3	3-2-5	3	3	4	0	3	7
Tulane	3/23*	33	3-7	1-3	6-8	1-5-6	4	6	4	0	1	13
at Georgia Tech	3/26*	39	4-10	2-4	2-5	0-2-2	3	6	3	0	3	12
<b>TOTALS</b>		<b>1175</b>	<b>106-324</b>	<b>37-131</b>	<b>102-153</b>	<b>37-104-141</b>	<b>73</b>	<b>154</b>	<b>117</b>	<b>1</b>	<b>52</b>	<b>351</b>

\*INDICATES GAMES STARTED



CAREER STATS

Year	GP	GS	Min	Avg	FG	FGA	Pct	3FG	3FGA	Pct	FT	FTA	Pct	Off	Def	Tot	Avg	PF	FO	A	TO	Blk	Stl	Pts	Avg
2016-17	36	36	1175	32.6	106	324	.327	37	131	.282	102	153	.667	37	104	141	3.9	73	3	154	117	1	52	351	9.8



# PLAYER PROFILES



23

6-0 • Junior

Guard

## SHAQUERA WADE

Huntsville, Ala. (Huntsville HS)

### CAREER HIGHS

Points	24 vs. Kentucky (1/12/17)
Rebounds	11 - 3X, last vs. Georgia Tech (12/17/16)
FG Made	11 vs. Kentucky (1/12/17)
FG Att.	15 vs. New Orleans (11/11/16)
3PT FG Made	3 vs. Georgia Tech (12/17/16)
3PT FG Att.	6 - 2X, last at Georgia Tech (3/26/17)
FT Made	8 vs. Ole Miss (1/5/17)
FT Att.	9 vs. Ole Miss (1/5/17)
Assists	5 vs. Alcorn State (12/6/15)
Steals	7 vs. Alabama A&M (11/27/16)
Blocks	2 - 4X, last vs. Florida A&M (12/28/16)
Minutes	38 vs. Georgia Tech (12/17/16)

### SEC HIGHS

Points	24 vs. Kentucky (1/12/17)
Rebounds	9 vs. Auburn (2/7/16)
FG Made	11 vs. Kentucky (1/12/17)
FG Att.	13 - 2X, last vs. Kentucky (1/12/17)
3PT FG Made	2 - 4X, last at Vanderbilt (1/26/17)
3PT FG Att.	5 - 3X, last vs. Arkansas (1/15/17)
FT Made	8 vs. Ole Miss (1/5/17)
FT Att.	9 vs. Ole Miss (1/5/17)
Assists	4 vs. Auburn (1/29/17)
Steals	4 at Ole Miss (1/22/17)
Blocks	1 - 10X, last at Texas A&M (2/9/17)
Minutes	37 at Missouri (2/11/16)

### 2016-17 SEASON HIGHS

Points	24 vs. Kentucky (1/12)
Rebounds	11 - 3X, last vs. Georgia Tech (12/17)
FG Made	11 vs. Kentucky (1/12)
FG Att.	15 vs. New Orleans (11/11)
3PT FG Made	3 vs. Georgia Tech (12/17)
3PT FG Att.	6 - 2X, last at Georgia Tech (3/26)
FT Made	8 vs. Ole Miss (1/5)
FT Att.	9 vs. Ole Miss (1/5)
Assists	4 - 3X, last vs. Vanderbilt (3/1)
Steals	7 vs. Alabama A&M (11/27)
Blocks	2 - 3X, last vs. Florida A&M (12/28)
Minutes	38 vs. Georgia Tech (12/17)

### 2016-17 (SOPHOMORE)

Played in all 36 games and made 31 starts ... led Alabama and ranked 13th in the Southeastern Conference in steals, averaging 1.6 per game ... recorded double-figure points in 18 games and double-digit rebounds in five contests ... had three double-doubles ... led Alabama in scoring five times, rebounding 12 times, assists five times, steals 13 times and blocks twice ...

**New Orleans (11/11):** Had 16 points to go along with three rebounds, two steals and an assist in the season-opening win. **Mississippi Valley State (11/14):** Recorded her first career double-double with 15 points and 11 rebounds to go along with three assists, two blocks and two steals ... 11 rebounds were also a career best. **Lipscomb (11/17):** Added 10 points, four rebounds, one assist and a game-high three steals. **Georgia Southern (11/22):** Made some key hustle plays for Alabama that did not show up in the stats, but still ended up with five points, a career-high tying 11 rebounds, four assists, one block and one steal. **Alabama A&M (11/27):** Finished with 22 points and a career-high seven steals in addition to three rebounds and two assists in only 20 minutes. **Alcorn State (12/1):** Contributed nine points, 10 rebounds, three steals and an assist. **Kansas (12/4):** Had seven points, eight rebounds and a pair of assists. **Georgetown (12/11):** Added 10 points, four rebounds and a pair of assists. **Georgia State (12/15):** Tallied 11 points, eight rebounds, four steals and an assist. **Georgia Tech (12/17):** Earned her second double-double of the season, and her career, with 15 points and 11 rebounds in addition to two assists, two blocks and a pair of steals. **McNeese State (12/19):** Chipped in six points, nine rebounds and two assists. **UTEP (12/20):** Had 14 points, seven rebounds and four steals. **Florida A&M (12/28):** Collected her third double-double of the season with 16 points and 10 rebounds, both of which were game highs ... also added two assists, two blocks and two steals. **South Carolina (1/1):** Finished with five points, one rebound and a steal. **Missouri (1/8):** Had eight points, three rebounds and a pair of assists. **Kentucky (1/12):** Scored a career-high 24 points, hitting 11 of her 13 attempts and going 2-of-2 from the free throw line ... also added six rebounds, two assists and a steal. **Arkansas (1/15):** Collected 11 points, two rebounds and three assists. **Ole Miss (1/22):** Pulled down eight rebounds and added four steals, three points and a pair of assists. **Vanderbilt (1/26):** Recorded 16 points, five rebounds, two assists and three steals. **Auburn (1/29):** Had seven points, seven rebounds, four assists and one block. **LSU (2/5):** Collected six rebounds, three points, two assists, two steals and one block. **Florida (2/12):** Added six points, four rebounds, one assist and one steal. **Georgia (2/23):** Finished with six points, seven rebounds and two assists. **Vanderbilt (3/1):** Led Alabama with 21 points, four rebounds, four assists and one steal. **Tennessee (3/2):** Collected 12 points, one rebound, one assist and two steals. **Kentucky (3/3):** Added two points, five rebounds and two steals. **Mercer (3/16):** Contributed 12 points, eight rebounds, three assists and one block. **Little Rock (3/19):** Chipped in 10 points, seven rebounds, two assists and two steals. **Tulane (3/23):** Finished with five points, eight rebounds, three assists

and two steals. **Georgia Tech (3/26):** Led Alabama in scoring with 15 points while adding three rebounds, three assists and two steals.

### 2015-16 (FRESHMAN)

Played in 29 games, eight of which she started ... averaged 6.2 points, 3.9 rebounds, 1.3 steals and 1.1 assists ... scored double-digit points seven times ... pulled down double-figure rebounds four times ... led Alabama in steals six times, assists three times, blocks twice and scoring and rebounding once ... **Alabama A&M (11/13):** Collected 10 points, eight rebounds and three steals in her first game in crimson and white. **Appalachian State (11/16):** Had eight points, three steals, one rebound and one assist in the Tide victory. **Mississippi Valley State (11/22):** Recorded nine points, three rebounds, two steals, one block and one assist. **Georgia State (11/24):** Hauled in eight rebounds and added three points, two steals and an assist in the win. **Middle Tennessee (11/27):** Finished with eight points and four rebounds in the victory over the Blue Raiders. **Utah Valley (11/28):** Had two rebounds and one assist against the Wolverines. **UT Martin (12/2):** Added four points, three rebounds, one assist, one block and one steal. **Alcorn State (12/6):** Did a little bit of everything for UA in its win over the Braves as she finished with six points, eight rebounds and career highs in assists (five), blocks (two) and steals (five). **Georgetown (12/12):** Had eight points, three rebounds and two assists in 16 minutes. **North Florida (12/14):** Scored nine points and pulled down three rebounds in the win. **Georgia Tech (12/18):** Notched six rebounds, three points and an assist. **Grambling State (12/20):** Recorded six points, three rebounds, two assists and two steals. **Lipscomb (12/28):** Hauled in six rebounds and had one point and one assist. **LSU (1/3):** Had six points and an assist in her SEC debut. **Vanderbilt (1/10):** Contributed six points, three rebounds and two assists. **Auburn (1/14):** Had nine points, three rebounds, three steals, one assist and a block. **Georgia (1/17):** Collected six points, three rebounds and a pair of steals in the win over the Lady Bulldogs. **Florida (1/21):** Scored 13 points while adding one rebound, one assist and three steals. **Vanderbilt (1/25):** Made her first start at Vanderbilt where she finished with four points, three rebounds, one assist, one block and a steal. **Auburn (2/7):** Set career highs in points and rebounds with 14 and nine, respectively. **South Carolina (2/22):** Led Alabama in scoring with 11 points in addition to three rebounds, one assist, one block and a steal.

### HIGH SCHOOL

No. 48 overall rank in 2015 class according to ESPN.com ... Alabama Sports Writers Association Miss Basketball ... Gatorade State Player of the Year ... USA Today ALL-USA Player of the Year for Alabama ... Tennessee Valley Girls Basketball Player of the Year ... Birmingham Tipoff Club Girls Player of the Year ... McDonald's All-American nominee ... Class 7A Player of the Year ... 2015 USA Basketball 3x3 U18 National Tournament ... Alabama-Mississippi All-Star Game selection ... AHSAA All-Tournament Team ... averaged 18.4 points, 10.8 rebounds, 2.1 assists and 3.2 steals as a senior ... led Huntsville High School, coached

by former Tide standout Krystle Johnson, to the state semifinals ... played AAU basketball with the Alabama Southern Starz under coach Doug Bush.

## WADE'S GAME-BY-GAME STATS

### 2015-16

Opponent	Date	Min	FG-FGA	3FG-FGA	FT-FTA	Off-Def-Tot	PF	A	TO	Blk	Stl	Pts
Alabama A&M	11/13	28	4-8	0-1	2-4	6-2-8	4	0	0	0	3	10
Appalachian State	11/16	23	4-9	0-0	0-0	0-1-1	2	0	0	0	3	8
Mississippi Valley State	11/22	23	4-6	1-2	0-0	2-1-3	2	1	1	1	2	9
Georgia State	11/24	22	1-9	0-3	1-2	2-6-8	2	1	3	0	2	3
vs. Middle Tennessee	11/27	23	3-8	2-3	0-0	0-4-4	3	0	3	0	0	8
vs. Utah Valley	11/28	9	0-2	0-1	0-0	1-1-2	0	1	1	0	0	0
at UT Martin	12/2	20	1-3	0-1	2-2	0-3-3	1	1	2	1	1	4
Alcorn State	12/6	16	3-8	0-1	0-2	3-5-8	4	5	3	2	5	6
Georgetown	12/12	16	2-9	0-0	4-4	1-2-3	1	2	1	0	0	8
North Florida	12/14	20	4-8	1-2	0-0	1-2-3	0	0	0	0	0	9
at Georgia Tech	12/18	19	1-3	0-0	1-2	3-3-6	3	1	1	0	0	3
Grambling State	12/20	20	3-6	0-1	0-1	2-1-3	2	2	1	0	2	6
Lipscomb	12/28	21	0-2	0-0	1-2	4-2-6	0	1	1	0	0	1
LSU	1/3	15	3-4	0-0	0-0	0-0-0	2	1	0	0	0	6
at Kentucky	1/7	9	0-0	0-0	0-0	1-0-1	2	0	2	1	0	0
Vanderbilt	1/10	17	2-5	2-4	0-2	1-2-3	2	2	2	0	0	6
at Auburn	1/14	22	4-8	1-2	0-0	1-2-3	3	1	4	1	3	9
Georgia	1/17	19	3-10	0-2	0-0	1-2-3	0	0	0	0	2	6
at Florida	1/21	30	5-9	0-1	3-5	0-1-1	4	1	3	0	3	13
at Vanderbilt	1/25*	29	2-7	0-1	0-0	2-1-3	3	1	1	1	1	4
Texas A&M	1/28*	24	3-4	1-1	0-0	0-2-2	1	0	2	0	1	7
Ole Miss	2/4	25	2-6	0-1	0-0	1-2-3	3	2	3	1	0	4
Auburn	2/7*	32	6-13	1-3	1-1	4-5-9	2	0	3	0	1	14
at Mizou	2/11*	37	2-8	2-5	1-2	1-4-5	4	0	1	1	1	7
at Arkansas	2/18*	35	4-9	0-2	0-0	1-4-5	2	3	2	0	2	8
South Carolina	2/22*	28	4-11	0-3	3-3	2-1-3	3	1	1	0	1	11
Tennessee	2/25	34	0-4	0-1	4-6	2-4-6	1	1	0	1	1	4
at Mississippi State	2/28*	21	1-4	0-1	3-4	1-3-4	4	1	4	0	1	5
vs. LSU	3/2*	27	0-5	0-1	0-0	3-1-4	2	1	2	0	3	0
at Tulane	3/16*	24	1-7	0-0	0-2	0-3-3	1	0	1	1	0	2
<b>Totals</b>		<b>688</b>	<b>72-195</b>	<b>11-43</b>	<b>26-44</b>	<b>46-70-116</b>	<b>63</b>	<b>31</b>	<b>48</b>	<b>11</b>	<b>38</b>	<b>181</b>

### 2016-17

Opponent	Date	Min	FG-FGA	3FG-FGA	FT-FTA	Off-Def-Tot	PF	A	TO	Blk	Stl	Pts
New Orleans	11/11*	34	6-15	0-2	4-4	1-2-3	1	1	1	0	2	16
Mississippi Valley State	11/14*	31	6-9	1-1	2-2	0-1-1-1	2	3	0	2	2	15
Lipscomb	11/17*	27	4-6	0-1	2-4	0-4-4	1	1	1	0	3	10
Georgia Southern	11/22*	31	2-5	0-1	1-3	4-7-11	3	4	2	1	1	5
Alabama A&M	11/27*	20	8-13	1-1	5-6	2-1-3	0	2	1	0	7	22
Alcorn State	12/1*	29	3-6	1-1	2-2	3-7-10	2	1	2	0	3	9
Kansas	12/4*	30	3-9	1-2	0-0	1-7-8	4	2	1	0	0	7
at Georgetown	12/11*	24	3-7	1-3	3-8	0-4-4	4	0	4	0	2	10
Georgia State	12/15*	30	4-9	1-3	2-3	2-6-8	3	1	1	0	4	11
Georgia Tech	12/17*	38	4-12	3-6	4-6	5-6-11	3	2	3	2	2	15
vs. McNeese State	12/19*	25	3-8	0-2	0-0	3-6-9	4	2	1	0	0	6
vs. UTEP	12/20*	32	6-12	2-4	0-2	4-3-7	1	0	3	0	4	14
Florida A&M	12/28*	27	5-8	1-2	5-6	2-8-10	1	2	3	2	2	16
at South Carolina	1/1*	20	2-9	1-4	0-0	0-1-1	4	0	0	0	1	5
Ole Miss	1/5*	33	2-10	0-1	8-9	1-6-7	2	1	2	0	0	12
at Mizou	1/8*	24	4-10	0-5	0-0	2-1-3	3	2	1	0	0	8
Kentucky	1/12*	35	11-13	2-2	0-0	1-5-6	2	2	0	0	1	24
Arkansas	1/15*	29	5-10	1-5	0-0	1-1-2	4	3	1	0	0	11
Mississippi State	1/19*	21	1-4	0-1	0-2	2-1-3	3	1	6	1	2	2
at Ole Miss	1/22*	31	1-5	1-2	0-0	3-5-8	3	2	8	0	4	3
at Vanderbilt	1/26*	29	6-12	2-4	2-2	2-3-5	4	2	0	0	3	16
Auburn	1/29*	34	2-5	1-1	2-2	5-2-7	5	4	5	1	0	7
at LSU	2/5*	31	1-5	0-1	1-4	3-3-6	4	2	4	1	2	3
at Texas A&M	2/9*	19	1-7	0-1	0-0	2-0-2	1	0	2	1	0	2
Florida	2/12*	27	2-4	0-1	2-2	0-4-4	3	1	2	0	1	6
Tennessee	2/16	13	1-8	0-1	0-0	3-1-4	1	0	1	0	0	2
at Auburn	2/20	19	0-2	0-0	0-0	3-1-4	3	1	2	0	0	0
at Georgia	2/23	21	2-7	1-4	1-2	1-6-7	3	2	1	0	0	6
Mizzou	2/26	9	0-3	0-0	0-0	1-0-1	2	1	0	0	0	0
vs. Vanderbilt	3/1*	32	8-12	1-2	4-4	1-3-4	1	4	2	0	1	21
vs. Tennessee	3/2*	26	5-7	0-0	2-2	0-1-1	3	1	1	1	2	12
vs. Kentucky	3/3*	18	1-6	0-0	0-0	2-3-5	1	0	4	0	2	2
Mercer	3/16*	30	6-12	0-3	0-0	5-3-8	3	3	1	1	0	12
Little Rock	3/19*	32	3-10	1-3	3-5	4-3-7	2	2	1	0	2	10
Tulane	3/23*	34	1-6	0-1	3-4	4-4-8	2	3	3	0	2	5
at Georgia Tech	3/26*	27	4-11	2-6	5-7	1-2-3	2	3	2	0	2	15
<b>Totals</b>		<b>972</b>	<b>126-297</b>	<b>25-77</b>	<b>63-91</b>	<b>74-131-205</b>	<b>90</b>	<b>61</b>	<b>72</b>	<b>13</b>	<b>57</b>	<b>340</b>

\*INDICATES GAMES STARTED



PLAYER PROFILES

## CAREER STATS

Year	GP	GS	Min	Avg	FG	FGA	Pct	3FG	3FGA	Pct	FT	FTA	Pct	Off	Def	Tot	Avg	PF	FO	A	TO	Blk	Stl	Pts	Avg
2015-16	30	9	688	22.9	72	195	.369	11	43	.256	26	44	.591	46	70	116	3.9	63	0	31	48	11	38	181	6.0
2016-17	36	32	972	27.0	126	297	.424	25	77	.325	63	91	.692	74	131	205	5.7	90	1	61	72	13	57	340	9.4
<b>TOTAL</b>	<b>66</b>	<b>41</b>	<b>1660</b>	<b>25.2</b>	<b>198</b>	<b>492</b>	<b>.402</b>	<b>36</b>	<b>120</b>	<b>.300</b>	<b>89</b>	<b>135</b>	<b>.659</b>	<b>120</b>	<b>201</b>	<b>321</b>	<b>4.9</b>	<b>153</b>	<b>1</b>	<b>92</b>	<b>120</b>	<b>24</b>	<b>95</b>	<b>521</b>	<b>7.9</b>

# PLAYER PROFILES



20

6-0 • Senior

Forward

## ASHLEY WILLIAMS

Covington, Ga. (Alcovy HS)

### CAREER HIGHS

Points	29 vs. Alabama A&M (11/26/14)
Rebounds	15 vs. Mississippi State (2/20/14)
FG Made	13 vs. Alabama A&M (11/26/14)
FG Att.	19 vs. Alabama A&M (11/26/14)
3PT FG Made	
3PT FG Att.	
FT Made	10 vs. LSU (3/2/14)
FT Att.	16 vs. LSU (3/2/14)
Assists	3 - 2X, last at Texas A&M (2/9/17)
Steals	5 vs. Mississippi State (2/22/15)
Blocks	3 vs. Mississippi State (2/20/14)
Minutes	42 at Auburn (2/27/14)

### SEC HIGHS

Points	22 at Auburn (2/27/14)
Rebounds	15 vs. Mississippi State (2/20/14)
FG Made 8 - 4X, last vs. Mississippi State (2/22/15)	
FG Att.	15 - 2X, last vs. LSU (3/2/14)
3PT FG Made	
3PT FG Att.	
FT Made	10 vs. LSU (3/2/14)
FT Att.	16 vs. LSU (3/2/14)
Assists	3 at Texas A&M (2/9/17)
Steals	5 vs. Miss. State (2/22/15)
Blocks	5 vs. Miss. State (2/22/15)
Minutes	42 at Auburn (2/27/14)

### 2016-17 SEASON HIGHS

Points	19 - 2X, last vs. Mercer (3/16)
Rebounds	14 vs. Ga. Southern (11/22)
FG Made	7 - 2X, last vs. Mercer (3/16)
FG Att.	14 vs. Ga. Southern (11/22)
3PT FG Made	
3PT FG Att.	
FT Made	7 vs. Arkansas (1/15)
FT Att.	13 vs. Arkansas (1/15)
Assists	3 - 2X, last at Texas A&M (2/9)
Steals	3 - 2X, last vs. UTEP (12/20)
Blocks	1 - 5X, last vs. Vanderbilt (3/1)
Minutes	39 vs. Little Rock (3/19)

### 2016-17 (JUNIOR)

Southeastern Conference Academic Honor Roll ... Paul W. Bryant Award finalist ... played in 36 games and made 32 starts ... led Alabama and ranked 16th in the SEC in rebounds with 6.5 per game ... ranked 10th in the league among active rebounding leaders with 622 for her career ... recorded three double-doubles ... scored double-figure points nine times ... recorded double digit rebounds six times ... led Alabama in scoring four times, rebounding 15 times and assists once ... **New Orleans (11/11)**: Registered 10 points, six rebounds and a steal in the season-opening win. **Mississippi Valley State (11/14)**: In limited minutes, had six points, six rebounds, two assists and a block. **Lipscomb (11/17)**: Chipped in five points and a game-high eight rebounds. **Georgia Southern (11/22)**: Had her first double-double of the season with 19 points and 14 rebounds. **Alabama A&M (11/27)**: Recorded seven points, two rebounds and a steal. **Alcorn State (12/1)**: Contributed five points, three rebounds and three steals. **Kansas (12/4)**: Added five points, eight rebounds, two assists and a steal in the victory. **Georgetown (12/11)**: Scored 10 points, in addition to five rebounds, a career-high three assists and a steal. **Georgia State (12/15)**: Had six points, one rebound and one steal in limited minutes after taking an elbow. **Georgia Tech (12/17)**: Came off the bench and contributed six points, three rebounds, one assist and a block. **McNeese State (12/19)**: Finished with six points, two rebounds, one assist and one steal. **UTEP (12/20)**: Added two points, three rebounds, two assists and three steals. **Florida A&M (12/28)**: Collected seven points, three rebounds, two steals and an assist. **South Carolina (1/1)**: Finished with a team-high six rebounds, five points and an assist. **Ole Miss (1/5)**: Chipped in seven points, six rebounds, one assist and one steal. **Missouri (1/8)**: Pulled down nine rebounds and added five points and a steal. **Kentucky (1/12)**: Had five points and six rebounds against the Wildcats. **Arkansas (1/15)**: Tide's leading scorer with 13 points, in addition to six rebounds and one block. **Mississippi State (1/19)**: Had a game-high 10 rebounds to go along with six points. **Ole Miss (1/22)**: Finished with two rebounds and two assists in limited minutes. **Vanderbilt (1/26)**: Recorded seven points, three rebounds and an assist. **LSU (2/5)**: Collected a team-high seven rebounds. **Texas A&M (2/9)**: Led the team with 10 rebounds in addition to five points, three assists and a steal. **Florida (2/12)**: Team's leader in rebounds with seven. **Tennessee (2/16)**: Pulled down double-digit rebounds for the fourth time this season, leading the team with 11 boards. **Auburn (2/20)**: Helped Alabama to its first win at Auburn since 2011 by hitting all four of her free throw attempts and pulling down seven boards. **Georgia (2/23)**: Finished with eight points and seven rebounds. **Missouri (2/26)**: Added seven points, four rebounds and one block. **Vanderbilt (3/1)**: Recorded nine points, eight rebounds, one assist and one block. **Tennessee (3/2)**: One rebound shy of a double-double with 10 points, nine boards and one assist. **Kentucky (3/3)**: Finished with nine points, seven rebounds and an assist ... scored her 1,000th career point in the fourth quarter. **Mercer (3/16)**: Recorded her second double-double of the season with 19 points and

12 rebounds in addition to two assists. **Little Rock (3/19)**: Had team highs of 15 points and nine rebounds in addition to two steals. **Tulane (3/23)**: Chipped in 15 points, eight rebounds and two assists. **Georgia Tech (3/26)**: Notched her third double-double of the season with 13 points and a game-high 13 rebounds.

### 2015-16

Southeastern Conference Academic Honor Roll ... sat out the 2015-16 season.

### 2014-15 (SOPHOMORE)

Southeastern Conference Academic Honor Roll ... earned Black Scholars Award recognition at Alabama's Crimson Choice Awards show ... member of the Alpha Lambda Delta honor society ... named the SEC Player of the Week on Nov. 24 after putting up 20-plus points in three of four games ... played in and started 31 games ... team's leader in points (13.7 ppg) and rebounds (6.1 rpg) ... scored 20-plus points in six games this season for the Tide ... had four double-doubles throughout season ... collected the sixth double-double of her career in 2014-15 season opener with 21 points and 11 rebounds against Florida A&M ... second on the team in points (8) and minutes (30) against Duke ... led the team with 26 points in 37 minutes against Jacksonville State ... had a team-best 24 points, while adding eight rebounds and an assist to help lead the Tide to its win at Kansas ... scored a game-high tying 15 points in addition to five rebounds, one assist and one steal vs. Georgetown ... recorded her second double-double of the season against Temple, finishing with 20 points and 11 rebounds ... notched a career-high 29 points in addition to 10 rebounds against Alabama A&M for her third double-double of the season ... added nine rebounds, seven points, two steals and a block vs. No. 12 Nebraska ... registered her fourth double-double of the season with 12 points and 12 rebounds against Mercer ... had 12 points, six rebounds and a career-best three steals to lead the team at Georgia ... led Alabama with 12 points, seven rebounds, two assists and two steals vs. Vanderbilt ... hauled in a game-high 12 rebounds against Arkansas ... scored a game-high 15 points at LSU ... contributed 10 points, seven rebounds and a steal in the win vs. Missouri ... led Alabama with 15 points and seven rebounds at Texas A&M ... had a game-high 18 points in addition to seven rebounds and one steal at Tennessee ... led the Tide with 21 points while setting a career high with five steals in a season-high 39 minutes against Mississippi State ... added 15 points, six rebounds and three steals at Auburn ... scored a game-high 21 points in 37 minutes of action against Vanderbilt in the SEC Tournament.

### 2013-14 (FRESHMAN)

Southeastern Conference All-Freshman Team ... SEC First-Year Honor Roll ... appeared in all 30 games and made the start at forward in the last 23 contests for the Tide ... earned SEC Freshman of the Week honors after averaging 11.0 points and 7.0 rebounds per game in the wins at Kentucky and Georgia ... won her second SEC Freshman of the Week nod after averaging 18.0 points and 8.5 rebounds in wins over Mississippi State and Vanderbilt ... named to the Cavalier Classic All-Tournament Team after averaging 18.0 points and 8.5 rebounds

on the weekend ... the Tide's leading rebounder in 14 games and the leading scorer on seven occasions ... led Alabama in rebounds (6.6 pg), field goal percentage (.496) and made free throws (107) and finished third on the team in scoring (12.4 pg) ... notched five double-doubles on the season ... ended her freshman campaign with 373 total points, recording double-digit points in 21 of the Tide's 30 games ... grabbed 10 rebounds in the SEC Tournament against LSU ... notched her fifth double-double with 14 points and 10 boards in the win over LSU ... led the Tide with 22 points, six rebounds and two steals at Auburn ... added 18 points in the win at Vanderbilt ... recorded her fourth double-double in the overtime win against Mississippi State with 18 points, a career-high 15 rebounds, three blocks, one assist and one steal ... had a solid 19 points and nine boards vs. Texas A&M ... added 12 points, five rebounds and one block in the win at Missouri ... notched her third double-double against Florida with 20 points and 10 boards ... had a solid performance in win vs. Georgia with 16 points, nine rebounds, one assist and one steal ... went 7-for-9 from the floor, finishing with 16 points at South Carolina ... collected 14 points, six rebounds and one assist in the win over Ole Miss ... recorded her second double-double vs. Coppin State with 15 points and 10 boards ... led the Tide offense with 21 points against Princeton ... grabbed her first career double-double with 22 points and 11 rebounds in the overtime win against Troy ... contributed 15 points, nine rebounds and a pair of steals in the win over Jacksonville ... in her first career start, scored a team-high 18 points against UT Martin ... was a key component in the Tide's first win of the season against Wisconsin, going 8-for-8 from the free throw line, finishing with 18 points, eight rebounds and one assist ... in her debut in crimson and white, scored 10 points and grabbed three rebounds at Chattanooga.

### HIGH SCHOOL

No. 51 forward in the 2013 class according to ESPN.com ... named to the 2013 Georgia Sportswriters All-State Second Team ... surpassed the 1,000-point and 1,000-rebound milestones in high school career ... Atlanta Tipoff Club All-Metro Atlanta Honorable Mention selection ... led Alcovy High School, coached by Kidada Holtzclaw, to the Class AAAA final four as a junior ... averaged 16.0 points and 16.0 rebounds as a junior ... did not begin playing basketball until 2008 ... also ran track in high school and holds the school record in the 200m, 400m and was on the school-record 4X100m and 4x400m teams ... played AAU for Guy Coleman on the Big South Dream Team.

### WILLIAMS' GAME-BY-GAME STATS

#### 2013-14

Opponent	Date	Min	FG-FGA	3FG-FGA	FT-FTA	Off-Def-Tot	PF	A	TO	Blk	Stl	Pts
at Chattanooga	11/8	14	4-5	0-0	2-2	3-0-3	3	0	1	0	0	10
at Nebraska	11/11	17	1-3	0-0	2-2	2-3-5	0	1	2	0	1	4
at Duke	11/17	17	1-2	0-0	0-3	1-1-2	1	0	1	0	1	2
Wisconsin	11/21	16	5-8	0-0	8-8	3-5-8	1	1	1	0	0	18
Alabama A&M	11/25	21	3-8	0-0	4-5	2-4-6	1	0	1	0	0	10
at Saint Mary's	11/29	17	2-6	0-0	1-6	1-1-2	1	1	1	1	0	5
vs. CS Fullerton	11/30	26	3-9	0-0	1-3	3-5-8	1	1	3	0	0	7
UT Martin	12/4*	26	8-12	0-0	2-4	2-1-3	2	2	2	0	2	18
Houston	12/8*	20	0-3	0-0	0-0	1-3-4	2	0	6	1	0	0
Jacksonville	12/17*	28	5-12	0-0	5-7	4-5-9	0	0	2	0	2	15
Troy	12/20*	35	8-14	0-0	6-11	5-6-11	4	0	2	0	0	22
vs. Princeton	12/28*	35	8-10	0-0	5-10	3-3-6	4	0	1	0	1	21
vs. Coppin State	12/29*	34	7-10	0-0	1-3	1-9-10	2	1	3	0	0	15
Kentucky	1/2*	32	4-11	0-0	3-4	4-2-6	3	1	4	0	0	11
at Texas A&M	1/5*	32	3-4	0-0	0-2	4-2-6	1	0	2	0	0	6
Ole Miss	1/12*	27	5-12	0-0	4-5	2-4-6	2	1	2	0	0	14
Auburn	1/16*	33	4-10	0-0	4-4	4-2-6	4	1	1	0	0	12
at South Carolina	1/19*	26	7-9	0-0	2-5	4-0-4	3	0	1	0	0	16
at Kentucky	1/23*	29	2-9	0-0	2-6	1-4-5	4	0	6	0	1	6
Georgia	1/26*	30	7-8	0-0	2-3	3-6-9	1	1	2	0	1	16
at Florida	1/30*	35	8-14	0-0	4-4	5-5-10	3	0	4	0	0	20
Tennessee	2/2*	22	0-5	0-0	6-8	2-2-4	3	1	4	0	0	6
at Missouri	2/9*	28	5-8	0-0	2-6	1-4-5	4	0	1	1	0	12
at Arkansas	2/13*	24	3-6	0-0	5-11	2-2-4	1	0	4	0	1	11
Texas A&M	2/16*	36	6-11	0-0	7-10	4-5-9	1	0	2	0	0	19
Mississippi State	2/20*	37	6-13	0-0	6-10	5-10-15	2	1	1	3	1	18

\*INDICATES GAMES STARTED

at Vanderbilt	2/23*	27	7-10	0-0	4-7	3-3-6	4	0	1	0	1	18
at Auburn	2/27*	42	8-15	0-0	6-9	2-4-6	2	0	2	0	2	22
LSU	3/2*	35	2-15	0-0	10-16	5-5-10	2	0	6	0	1	14
vs. LSU	3/6*	27	1-5	0-0	3-8	6-4-10	3	0	4	0	1	5
<b>TOTALS</b>		<b>828</b>	<b>133-268</b>	<b>0-0</b>	<b>107-182</b>	<b>88-110-198</b>	<b>65</b>	<b>13</b>	<b>73</b>	<b>6</b>	<b>16</b>	<b>373</b>

#### 2014-15

Opponent	Date	Min	FG-FGA	3FG-FGA	FT-FTA	Off-Def-Tot	PF	A	TO	Blk	Stl	Pts
Florida A&M	11/14*	35	8-10	0-0	5-14	4-7-11	0	0	3	0	2	21
Duke	11/16*	30	3-5	0-0	2-4	0-1-1	0	1	5	1	2	8
Jacksonville State	11/18*	37	10-16	0-0	6-10	2-7-9	1	2	6	0	0	26
at Kansas	11/21*	35	9-12	0-0	6-10	4-4-8	4	1	2	0	0	24
vs. Georgetown	11/22*	24	4-5	0-0	7-11	3-2-5	4	1	4	0	1	15
vs. Temple	11/23*	31	8-10	0-0	4-10	1-10-11	3	0	2	0	1	20
Alabama A&M	11/26*	26	13-19	0-0	3-4	8-2-10	2	0	3	0	1	29
vs. Quinnipiac	11/30*	29	6-17	0-0	0-0	4-1-5	4	0	5	0	0	12
USC Upstate	12/2*	23	3-6	0-0	3-7	1-0-1	3	1	5	1	1	9
UT Martin	12/4*	32	4-7	0-0	3-8	2-1-3	2	1	5	0	1	11
Nebraska	12/7*	31	3-9	0-0	1-4	5-4-9	3	0	4	1	2	7
Mercer	12/14*	34	6-17	0-0	0-4	5-7-12	2	0	3	0	0	12
Arkansas-Pine Bluff	12/16*	11	3-8	0-0	1-3	1-3-4	1	0	3	0	0	7
New Orleans	12/21*	22	2-4	0-0	5-9	1-2-3	1	0	2	0	1	9
Mississippi Valley State	12/28*	18	1-3	0-0	6-8	1-2-3	3	1	5	0	2	8
Kentucky	1/2*	30	6-10	0-0	1-3	4-3-7	1	0	5	0	0	13
at Georgia	1/4*	32	4-9	0-0	4-10	3-3-6	2	0	3	1	3	12
South Carolina	1/8*	26	4-7	0-0	2-2	0-2-2	1	0	2	0	0	10
at Mississippi State	1/18*	33	3-8	0-0	3-7	4-5-9	3	0	4	1	0	9
Auburn	1/22*	31	5-11	0-0	1-3	3-2-5	3	1	4	0	1	11
Vanderbilt	1/25*	37	3-7	0-0	6-8	2-5-7	1	2	2	0	2	12
at South Carolina	1/29*	27	2-6	0-0	4-7	0-3-3	5	1	4	0	2	8
Arkansas	2/1*	32	2-5	0-0	4-7	3-9-12	4	0	6	1	0	8
at LSU	2/8*	36	7-12	0-0	1-2	0-4-4	3	1	5	0	2	15
Missouri	2/12*	32	3-7	0-0	4-6	1-6-7	2	0	2	0	1	10
at Texas A&M	2/16*	36	5-14	0-0	5-5	2-5-7	1	0	3	0	1	15
at Tennessee	2/19*	28	8-11	0-0	2-3	2-5-7	0	0	1	0	1	18
Mississippi State	2/22*	39	8-11	0-0	5-11	1-4-5	2	0	3	1	5	21
Florida	2/26*	32	3-6	0-0	3-7	1-3-4	3	2	4	0	1	9
at Auburn	3/1*	25	6-9	0-0	3-10	3-3-6	3	0	3	0	3	15
vs. Vanderbilt	3/4*	37	10-15	0-0	1-2	0-3-3	3	0	2	0	0	21
<b>TOTALS</b>		<b>931</b>	<b>162-296</b>	<b>0-0</b>	<b>101-199</b>	<b>71-118-189</b>	<b>70</b>	<b>15</b>	<b>110</b>	<b>7</b>	<b>36</b>	<b>425</b>

#### 2016-17

Opponent	Date	Min	FG-FGA	3FG-FGA	FT-FTA	Off-Def-Tot	PF	A	TO	Blk	Stl	Pts
New Orleans	11/11*	23	3-7	0-0	4-6	2-4-6	3	0	1	0	1	10
Mississippi Valley State	11/14*	15	2-6	0-0	2-2	2-4-6	2	2	0	1	0	6
Lipscomb	11/17*	18	0-3	0-0	5-6	3-5-8	0	0	3	0	0	5
Georgia Southern	11/22*	33	7-14	0-0	5-8	5-9-14	1	0	3	0	0	19
Alabama A&M	11/27*	17	3-4	0-0	1-3	2-0-2	1	0	1	0	1	7
Alcorn State	12/1*	17	1-4	0-0	3-4	3-0-3	3	0	4	0	3	5
Kansas	12/4*	25	2-7	0-0	1-4	5-3-8	3	2	3	0	1	5
at Georgetown	12/11*	32	4-12	0-0	2-2	3-2-5	1	3	0	0	1	10
Georgia State	12/15*	9	3-5	0-0	0-0	0-1-1	1	0	1	0	1	6
Georgia Tech	12/17	18	2-6	0-0	2-2	3-0-3	0	1	2	1	0	6
vs. McNeese State	12/19*	20	1-6	0-0	4-6	2-0-2	3	1	1	0	1	6
vs. UTEP	12/20*	18	0-2	0-0	2-2	2-1-3	2	2	0	0	3	2
Florida A&M	12/28*	22	3-5	0-0	1-2	1-2-3	3	1	1	0	2	7
at South Carolina	1/1*	30	2-5	0-0	1-2	1-5-6	2	1	1	0	0	5
Ole Miss	1/5*	26	2-4	0-0	3-5	1-5-6	3	1	4	0	1	7
at Mizzou	1/8*	24	1-5	0-0	3-4	3-6-9	0	0	2	0	1	5
Kentucky	1/12*	24	1-7	0-0	3-4	3-3-6	4	0	2	0	0	5
Arkansas	1/15*	25	3-5	0-0	7-13	4-2-6	1	0	1	1	0	13
Mississippi State	1/19*	26	2-5	0-0	2-2	4-6-10	2	0	7	0	0	6
at Ole Miss	1/22*	15	0-2	0-0	0-0	0-2-2	1	2	3	0	0	0
at Vanderbilt	1/26	18	3-6	0-0	1-2	3-3-4	1	1	1	0	0	7
Auburn	1/29	10	1-1	0-0	1-4	0-4-4	2	0	1	0	0	3
at LSU	2/5	18	0-1	0-0	3-6	1-6-7	2	0	2	0	0	3
at Texas A&M	2/9*	31	2-4	0-0	1-4	7-3-10	1	3	1	0	1	5
Florida	2/12*	28	0-4	0-0	0-0	1-6-7	2	1	4	0	0	0
Tennessee	2/16*	30	2-6	0-0	1-2	6-5-11	3	0	1	0	0	5
at Auburn	2/20*	29	0-4	0-0	4-4	4-3-7	1	1	4	0	0	4
at Georgia	2/23*	25	1-2	0-0	6-10	3-4-7	2	0	3	0	0	8
Mizzou	2/26*	31	2-3	0-0	3-4	2-2-4	3	0	0	1	0	7
vs. Vanderbilt	3/1*	29	3-6	0-0	3-4	3-5-8	2	1	3			



## PLAYER PROFILES



6-3 • Freshman

Forward

### ARIYAH COPELAND

Columbus, Ga. (Columbus HS)

#### HIGH SCHOOL

Rated No. 50 overall by Prospects Nation and No. 72 overall by All Star Girls Report ... ranked the No. 7 post by Prospects Nation and the No. 13 post by HoopGurlz ESPNW ... 2017 McDonald's All American Game nominee ... 2017 Naismith Trophy Honorable Mention All-American ... 2016-17 GHSA Class 4A First Team All-State selection ... named honorable mention all-state by the Atlanta Journal Constitution for the 2016-17 season ... earned a spot on the 2016-17 Ledger-Enquirer All-Bi-City Team ... led the Columbus Blue Devils, coached by Joe Cherrone, to the 2017 GHSA 4A State Championship ... averaged 16.4 points, 9.5 rebounds, 2.5 blocks and 1.2 assists per game as a senior ... 2016 All-Star Game MVP ... 2016 Valley All-Star Underclassmen Game participant ... advanced to the quarterfinals of the state championships in 2016 ... as a junior, averaged 15.1 points, 11.0 rebounds, 2.3 blocks and 1.7 assists per game.





2

6-0 • Sophomore

Guard

**AMBER RICHARDSON**

Garner, N.C. (NC State)

**2015-16 (AT NC STATE)**

Played in 33 games for the Wolfpack ... finished with 80 points, 49 rebounds, 12 assists, nine steals and four blocks ... scored a career-high 11 points against Davidson, paced by a 3-for-5 performance from beyond the arc on Nov. 22, 2015.

**HIGH SCHOOL**

2015 McDonald's High School All-America nominee ... 2015 All-Greater Neuse River Conference First Team selection ... ranked as the No. 9 wing and No. 72 overall recruit in the class by ESPNW ... helped Southeast Raleigh to a 26-4 overall record as a senior and a state runner-up finish ... 2014 Greater Neuse River Player of the Year ... 2014 News & Observer's All-Metro Team ... led Southeast Raleigh to a conference championship in 2014.



PLAYER PROFILES

## PLAYER PROFILES



10

5-9 • Junior

Guard

### DAIJIA RUFFIN

Louisville, Ky. (UT Martin)

#### 2015-16 (AT UT MARTIN)

Three-time Ohio Valley Conference Freshman of the Week ... OVC Player of the Week (Dec. 1, 2015) ... played 17 games in her one season at UT Martin ... averaged 14.1 points, on 47.2 percent shooting, 5.7 rebounds, 3.1 assists and 1.8 steals per for the Skyhawks ... ranked in the OVC in scoring, rebounding, field goal percentage, free throw percentage, steals and assist/turnover ratio while she was active ... scored double figure points in 14 of the 17 games she played in ... reached a season high of 22 points on two occasions ... played a career-high 40 minutes in the game against Alabama where she finished with a line of 21 points, eight rebounds, two assists, one block and one steal.

#### HIGH SCHOOL

Finalist for the 2014 Kentucky Miss Basketball award playing for Donna Moir at Sacred Heart Academy ... appeared in 35 contests as a senior ... averaged 21.1 points, 11.0 rebounds, 5.1 assists and 2.1 steals ... earned first team All-State honors in 2014 ... member of the second team in 2012 and 2013 ... three-time all-district and all-region selection ... named most valuable player at both the Phoenix Tournament of Champions and Naples Daily News Holiday Tournament in 2014 ... tallied 36 points and 20 rebounds against Glasgow ... averaged 20.8 points and 10.4 rebounds per game and shot 60.7 percent from the floor as a junior ... helped Sacred Heart to the Seventh Region Tournament semifinals ... selected to the Kentucky Junior All-Stars game ... recorded 30 points, seven rebounds and seven assists in the 27th District Tournament championship game ... played on the high school team since sixth grade.





40

6-3 • Sophomore

Forward

**JASMINE WALKER**

Montgomery, Ala. (Florida State)

**2016 (AT FLORIDA STATE)**

Played in five games for the Seminoles ... scored a season-high 14 points against Winthrop.

**HIGH SCHOOL**

Rated the No. 23 overall prospect and No. 5 post by ESPNW in the 2016 signing class ... 2016 Alabama Miss Basketball ... 2016 Gatorade Player of the Year for Alabama ... 2016 Class 7A Player of the Year ... named to the Naismith High School All-America Watch List ... McDonald's All American Game nominee ... made history by becoming the first student from a Montgomery public school to be named Alabama Miss Basketball ... two-time state tournament MVP ... three-time all-state selection ... two-time Advertiser All-Metro Player of the Year ... finished high school with 1900 points and 908 rebounds ... guided Jeff Davis to a 102-26 record throughout her career, where she was a four-year starter for coach LaKenya Knight ... led the Lady Vols to back-to-back Class 7A titles in 2015 and 2016 ... during her senior season, averaged 19.6 points, 7.9 rebounds and 2.6 assists per game while collecting 13 double-doubles ... in the 2016 title game against McGill-Toolen, recorded 18 points and six rebounds ... during the 2015 matchup between the two teams in the state championship, poured in 23 points ... averaged at 15.9 points and 8.1 rebounds as a junior ... played AAU basketball with the Alabama Diamondz under coach Al Hooks ... carried a 3.35 GPA her senior year ... volunteered with Special Olympics and as a youth basketball coach.



PLAYER PROFILES

## STARTING LINEUPS

OPPONENT	RESULT	POINT GUARD	GUARD	GUARD/FORWARD	FORWARD	FORWARD
New Orleans	W, 78-57	Jordan Lewis	Meo Knight	Hannah Cook	Shaquera Wade	Ashley Williams
Mississippi Valley State	W, 93-44	Jordan Lewis	Meo Knight	Hannah Cook	Shaquera Wade	Ashley Williams
Lipscomb	W, 82-35	Jordan Lewis	Meo Knight	Hannah Cook	Shaquera Wade	Ashley Williams
Georgia Southern	W, 66-48	Jordan Lewis	Meo Knight	Hannah Cook	Shaquera Wade	Ashley Williams
Alabama A&M	W, 97-29	Jordan Lewis	Meo Knight	Hannah Cook	Shaquera Wade	Ashley Williams
Alcorn State	W, 93-43	Jordan Lewis	Meo Knight	Hannah Cook	Shaquera Wade	Ashley Williams
Kansas	W, 71-65 <sup>OT</sup>	Jordan Lewis	Meo Knight	Hannah Cook	Shaquera Wade	Ashley Williams
at Georgetown	L, 59-70	Jordan Lewis	Meo Knight	Hannah Cook	Shaquera Wade	Ashley Williams
Georgia State	W, 80-57	Jordan Lewis	Meo Knight	Hannah Cook	Shaquera Wade	Ashley Williams
Georgia Tech	W, 67-65	Jordan Lewis	Meo Knight	Hannah Cook	Shaquera Wade	Ashley Knight
vs. McNeese State	W, 84-63	Jordan Lewis	Meo Knight	Hannah Cook	Shaquera Wade	Ashley Williams
vs. UTEP	W, 78-60	Jordan Lewis	Meo Knight	Hannah Cook	Shaquera Wade	Ashley Williams
Florida A&M	W, 81-46	Jordan Lewis	Meo Knight	Hannah Cook	Shaquera Wade	Ashley Williams
at No. 6/6 South Carolina	L, 45-93	Jordan Lewis	Meo Knight	Hannah Cook	Shaquera Wade	Ashley Williams
Ole Miss	W, 90-80	Jordan Lewis	Meo Knight	Hannah Cook	Shaquera Wade	Ashley Williams
at Missouri	W, 59-58	Jordan Lewis	Meo Knight	Hannah Cook	Shaquera Wade	Ashley Williams
Kentucky	L, 54-71	Jordan Lewis	Meo Knight	Hannah Cook	Shaquera Wade	Ashley Williams
Arkansas	L, 50-68	Jordan Lewis	Meo Knight	Hannah Cook	Shaquera Wade	Ashley Williams
No. 4/4 Mississippi State	L, 54-67	Jordan Lewis	Meo Knight	Hannah Cook	Shaquera Wade	Ashley Williams
at Ole Miss	W, 65-57	Jordan Lewis	Meo Knight	Hannah Cook	Shaquera Wade	Ashley Williams
at Vanderbilt	L, 80-87	Jordan Lewis	Meo Knight	Hannah Cook	Shaquera Wade	Ashley Knight
Auburn	L, 55-66	Jordan Lewis	Meo Knight	Hannah Cook	Shaquera Wade	Ashley Knight
at LSU	L, 41-48	Jordan Lewis	Meo Knight	Hannah Cook	Shaquera Wade	Ashley Knight
at Texas A&M	L, 48-69	Jordan Lewis	Hannah Cook	Shaquera Wade	Ashley Williams	Ashley Knight
Florida	L, 56-66	Jordan Lewis	Hannah Cook	Shaquera Wade	Ashley Williams	Ashley Knight
Tennessee	W, 65-57	Jordan Lewis	Meo Knight	Hannah Cook	Ashley Williams	NeNe Bolton
at Auburn	W, 63-61 <sup>OT</sup>	Jordan Lewis	Meo Knight	Hannah Cook	Ashley Williams	NeNe Bolton
at Georgia	L, 65-71 <sup>OT</sup>	Jordan Lewis	Meo Knight	Hannah Cook	Ashley Williams	NeNe Bolton
Missouri	L, 56-65	Jordan Lewis	Meo Knight	Hannah Cook	Ashley Williams	NeNe Bolton
vs. Vanderbilt	W, 77-57	Jordan Lewis	Hannah Cook	Shaquera Wade	Ashley Williams	NeNe Bolton
vs. Tennessee	W, 72-64	Jordan Lewis	Hannah Cook	Shaquera Wade	Ashley Williams	NeNe Bolton
vs. Kentucky	L, 55-65	Jordan Lewis	Hannah Cook	Shaquera Wade	Ashley Williams	NeNe Bolton
Mercer	W, 81-57	Jordan Lewis	Hannah Cook	Shaquera Wade	Ashley Williams	NeNe Bolton
Little Rock	W, 55-53	Jordan Lewis	Hannah Cook	Shaquera Wade	Ashley Williams	NeNe Bolton
Tulane	W, 72-64	Jordan Lewis	Hannah Cook	Shaquera Wade	Ashley Williams	NeNe Bolton
at Georgia Tech	L, 66-76	Jordan Lewis	Hannah Cook	Shaquera Wade	Ashley Williams	NeNe Bolton

## ALABAMA RECORD WHEN ...

At home .....	15-6	40% or better on 3PT .....	6-1
On the road .....	3-7	Less than 40% on 3PT .....	16-13
At neutral sites .....	4-1	More turnovers than opp. ....	8-7
In SEC games .....	5-11	Less turnovers than opp. ....	13-7
SEC home games .....	2-6	Same turnovers as opp. ....	1-0
SEC road games .....	3-5	Scoring 80 or more points .....	9-1
In non-conference games .....	17-3	Scoring 70-79 points .....	6-0
In overtime .....	2-1	Scoring 60-69 points .....	5-2
In games decided by		Scoring 50-59 points .....	2-8
5 points or less .....	4-0	Scoring less than 50 points .....	0-3
6-10 points .....	6-7	Allowing 80 or more points .....	1-2
11 points or more .....	12-7	Allowing 70-79 points .....	0-4
Leading at the half .....	16-3	Allowing 60-69 points .....	7-7
Trailing at the half .....	4-11	Allowing 50-59 points .....	8-0
Tied at the half .....	2-0	Allowing less than 50 points .....	6-1
Shooting 40% or better .....	15-3	On Sunday .....	6-8
Shooting less than 40% .....	7-11	On Monday .....	3-0
Opp. better than 40% .....	5-12	On Tuesday .....	2-0
Opp. 40% or less .....	17-2	On Wednesday .....	2-0
Shooting better than opp. ....	16-1	On Thursday .....	8-5
Shooting worse than opp. ....	7-13	On Friday .....	1-1
Shooting the same as opp. ....	1-0	On Saturday .....	
Outrebounding opp. ....	20-3	In November .....	5-0
Opp. outrebounds UA.....	2-10	In December .....	7-1
Rebounds are tied .....	0-1	In January .....	3-6
70% or better on FT .....	10-7	In February .....	2-5
70% or less on FT .....	12-7	In March .....	5-2
More FT att. than opp. ....	21-7		
Less FT att. than opp. ....	1-7		
Same FT att. as opp. ....			

## PLAYER GAME-BY-GAME (POINTS - REBOUNDS - ASSISTS)

OPPONENT	1 BOLTON	3 LEWIS	5 DA SILVA	11 COOK	13 C. KNIGHT	15 M. KNIGHT	20 WILLIAMS	21 BERRY	23 WADE	25 A. KNIGHT
New Orleans	INJ	11-8-4	0-1-0	7-3-2	4-4-0	18-4-4	10-6-0	0-0-0	16-3-1	12-7-0
Mississippi Valley State	10-5-1	21-7-2	8-2-2	11-3-2	2-5-3	8-7-2	6-6-2	0-0-0	15-11-3	12-6-0
Lipscomb	6-7-1	12-7-5	2-4-3	13-8-4	11-1-0	12-6-1	5-8-0	3-0-0	10-4-1	8-6-0
Georgia Southern	0-2-0	7-4-4	3-0-1	17-8-1	0-0-1	14-3-4	19-14-0	DNP	6-11-4	0-1-0
Alabama A&M	12-4-1	4-1-3	3-4-3	8-2-0	6-1-2	10-7-3	7-2-0	0-2-1	22-3-2	19-13-1
Alcorn State	18-7-0	9-5-4	7-1-4	13-8-3	6-4-2	18-2-3	5-3-0	0-0-0	9-10-1	4-6-1
Kansas	18-9-1	4-5-2	0-0-0	10-8-4	3-0-1	17-4-1	5-8-2	DNP	7-8-2	7-6-0
at Georgetown	3-2-0	10-7-6	0-1-2	11-3-2	0-0-0	6-7-0	10-5-3	DNP	10-4-0	9-7-0
Georgia State	11-1-0	14-8-5	3-1-1	15-4-1	3-2-1	9-8-3	6-1-0	DNP	11-8-1	8-6-1
Georgia Tech	0-3-0	7-2-8	0-0-1	19-4-0	2-2-0	13-7-2	6-3-1	DNP	15-11-2	5-8-0
vs. McNeese State	10-2-0	11-5-4	0-1-3	10-4-4	5-5-1	20-3-2	6-2-1	DNP	6-9-2	16-12-0
vs. UTEP	6-1-0	17-2-6	2-1-2	19-4-1	2-1-1	10-6-3	2-3-2	0-0-0	14-7-0	6-5-0
Florida A&M	6-3-2	11-3-4	2-2-3	9-8-4	2-1-1	16-6-2	7-3-1	0-0-0	16-10-2	12-7-0
at No. 6/6 South Carolina	9-0-0	10-1-4	0-0-0	5-2-0	2-2-2	8-6-2	5-6-1	DNP	5-1-0	1-3-0
Ole Miss	7-6-0	11-2-7	0-2-1	18-4-2	0-1-1	29-3-2	7-6-1	DNP	12-7-1	6-5-1
at Missouri	18-9-1	5-2-7	0-2-0	5-8-1	6-0-0	8-2-0	5-9-0	DNP	8-3-2	4-3-0
Kentucky	5-1-0	0-3-3	0-1-0	7-6-3	2-2-0	9-4-1	5-6-0	DNP	24-6-2	2-2-0
Arkansas	6-1-2	1-3-0	0-0-1	5-8-0	0-1-0	10-5-3	13-6-0	DNP	11-2-3	4-2-0
No. 4/4 Mississippi State	2-0-0	10-1-2	0-0-1	16-5-0	10-3-1	2-7-1	6-10-0	DNP	2-3-1	6-3-1
at Ole Miss	1-1-0	22-6-4	0-0-0	17-8-2	2-1-2	13-4-1	0-2-2	DNP	3-8-2	7-5-0
at Vanderbilt	4-4-0	15-3-5	0-0-0	17-4-0	2-2-0	11-3-2	7-3-1	DNP	16-5-2	8-5-1
Auburn	17-7-0	0-2-2	DNP	16-3-1	2-0-3	4-2-3	3-4-0	DNP	7-7-4	6-5-0
at LSU	4-6-0	13-3-2	0-0-0	5-3-0	0-5-0	4-2-0	3-7-0	0-0-0	3-6-2	9-6-0
at Texas A&M	9-4-0	8-1-3	0-0-0	1-0-1	10-4-2	11-1-1	5-10-3	0-0-0	2-2-0	2-6-0
Florida	14-5-0	11-4-1	0-0-0	6-4-4	6-1-1	11-1-2	0-7-1	DNP	6-4-1	2-2-0
Tennessee	9-3-1	8-7-8	0-0-0	16-9-2	18-8-3	5-8-0	5-11-0	DNP	2-4-0	2-0-0
at Auburn	13-5-0	12-7-2	0-0-0	15-13-1	7-3-0	10-6-3	4-7-1	DNP	0-4-1	2-4-0
at Georgia	10-4-0	9-3-3	6-0-0	7-8-1	0-0-0	14-3-5	8-7-0	DNP	6-7-2	5-6-0
Missouri	13-6-1	12-2-1	0-2-2	7-3-2	2-1-0	8-5-4	7-4-0	DNP	0-1-1	7-0-0
vs. Vanderbilt	6-5-2	13-3-6	0-1-0	15-1-2	1-1-0	10-2-1	9-8-1	0-0-0	21-4-4	2-1-0
vs. Tennessee	6-3-1	10-5-8	0-2-0	8-5-2	0-1-0	16-6-3	10-9-1	DNP	12-1-1	10-11-0
vs. Kentucky	7-4-1	0-2-7	0-0-0	22-1-3	4-2-1	9-6-2	9-7-1	DNP	2-5-0	2-5-0
Mercer	14-2-0	10-4-7	5-1-4	10-4-2	0-0-0	5-6-1	19-12-2	0-1-1	12-8-3	6-2-0
Little Rock	5-4-0	7-5-3	0-0-0	4-2-1	0-0-0	6-2-2	15-9-0	DNP	10-7-2	8-7-0
Tulane	13-6-0	13-6-6	0-0-0	18-6-2	2-0-2	2-3-1	15-8-2	DNP	5-8-3	4-2-0
at Georgia Tech	7-5-0	12-2-6	0-0-0	11-3-1	2-1-0	6-2-1	13-13-1	DNP	15-3-3	0-3-2

## POINT PRODUCTION

OPPONENT	BACK COURT	FRONT COURT	STARTERS	RESERVES	SENIORS	JUNIORS	SOPHOMORES	FRESHMEN
New Orleans	40	38	62	16	N/A	39	16	23
Mississippi Valley State	50	43	61	32	N/A	45	15	33
Lipscomb	53	29	52	30	N/A	49	13	20
Georgia Southern	41	25	63	3	N/A	53	6	7
Alabama A&M	37	60	51	46	N/A	52	22	23
Alcorn State	57	36	54	39	N/A	71	9	13
Kansas	34	37	43	28	N/A	53	7	11
at Georgetown	27	32	47	12	N/A	30	10	19
Georgia State	44	36	55	25	N/A	47	11	22
Georgia Tech	41	26	59	8	N/A	40	15	12
vs. McNeese State	46	38	53	31	N/A	51	6	27
vs. UTEP	50	28	62	16	N/A	41	14	23
Florida A&M	40	41	59	22	N/A	42	16	23
at No. 6/6 South Carolina	25	20	33	12	N/A	29	5	11
Ole Miss	58	32	77	13	N/A	61	12	17
at Missouri	24	35	31	28	N/A	42	8	9
Kentucky	18	36	45	9	N/A	28	24	2
Arkansas	16	34	40	10	N/A	34	11	5
No. 4/4 Mississippi State	38	16	36	18	N/A	36	2	16
at Ole Miss	54	11	55	10	N/A	33	3	29
at Vanderbilt	45	35	67	13	N/A	41	16	23
Auburn	22	33	33	22	N/A	42	7	6
at LSU	22	19	34	7	N/A	16	3	22
at Texas A&M	30	18	18	30	N/A	36	2	10
Florida	34	22	25	31	N/A	37	6	13
Tennessee	47	18	43	22	N/A	53	2	10
at Auburn	44	19	54	9	N/A	49	0	14
at Georgia	36	29	48	17	N/A	45	6	14
Missouri	29	27	47	9	N/A	37	0	19
vs. Vanderbilt	39	38	64	13	N/A	41	21	15
vs. Tennessee	34	38	46	26	N/A	40	12	20
vs. Kentucky	35	20	40	15	N/A	51	2	2
Mercer	30	51	65	16	N/A	53	12	16
Little Rock	17	38	41	14	N/A	30	10	15
Tulane	35	37	64	8	N/A	50	5	17
at Georgia Tech	46	20	58	8	N/A	39	15	12
TOTALS	1,338 (.545)	1,115 (.455)	1,785 (.728)	668 (.272)	0	1,536 (.626)	344 (.140)	573 (.234)

## GAME-BY-GAME HIGHS

OPPONENT	RESULT	POINTS	REBOUNDS	ASSISTS	STEALS	BLOCKS
New Orleans	W, 78-57	18, M. Knight	8, Lewis	4, M. Knight 4, Lewis	5, M. Knight	1, A. Knight
Mississippi Valley State	W, 93-44	21, Lewis	11, Wade	3, C. Knight 3, Wade	2, Cook 2, A. Knight 2, Lewis 2, Wade	5, Bolton
Lipscomb	W, 82-35	13, Cook	8, Williams	5, Lewis	3, Wade	3, A. Knight
Georgia Southern	W, 66-48	19, Williams	14, Williams	4, M. Knight 4, Lewis 4, Wade	2, M. Knight	1, Wade
Alabama A&M	W, 97-29	22, Wade	13, A. Knight	3, da Silva 3, M. Knight 3, Lewis	7, Wade	2, A. Knight
Alcorn State	W, 93-43	18, Bolton 18, M. Knight	10, Wade	4, da Silva 4, Lewis	4, M. Knight	4, A. Knight
Kansas at Georgetown	W, 71-65 <sup>OT</sup> L, 59-70	18, Bolton 11, Cook	9, Bolton 7, A. Knight 7, M. Knight 7, Lewis	4, Cook 6, Lewis	4, Cook 2, Lewis 2, Wade	3, Bolton 1, A. Knight
Georgia State	W, 80-57	15, Cook	8, M. Knight 8, Lewis 8, Wade	5, Lewis	4, Wade	2, A. Knight
Georgetown	W, 67-65	19, Cook	11, Wade	8, Lewis	2, Lewis 2, Wade	A. Knight 2, Wade
vs. McNeese State	W, 84-63	20, M. Knight	12, A. Knight	4, Cook 4, Lewis	2, Cook 2, M. Knight	6, A. Knight
vs. UTEP	W, 78-60	19, Cook	7, Wade	6, Lewis	4, Wade	4, A. Knight
Florida A&M	W, 81-46	16, M. Knight 16, Wade	10, Wade	4, Cook 4, Lewis	3, Lewis	5, A. Knight
at No. 6/6 South Carolina	L, 45-93	10, Lewis	6, M. Knight 6, Williams	4, Lewis	2, M. Knight	2, A. Knight
Ole Miss	W, 90-80	29, M. Knight	7, Wade	7, Lewis	3, M. Knight	5, A. Knight
at Missouri	W, 59-58	18, Bolton	9, Bolton 9, Williams	7, Lewis	2, Cook	1, Bolton 1, M. Knight
Kentucky	L, 54-71	24, Wade	6, Cook 6, Wade 6, Williams	3, Cook 3, Lewis	4, C. Knight	1, A. Knight
Arkansas	L, 50-68	13, Williams	8, Cook	3, M. Knight 3, Wade	4, Lewis	4, A. Knight
No. 4/4 Mississippi State	L, 54-67	16, Cook	10, Williams	2, Lewis	3, Cook	2, A. Knight
at Ole Miss	W, 65-57	22, Lewis	8, Cook 8, Wade	4, Lewis	4, Wade	4, A. Knight
at Vanderbilt	L, 80-87	17, Cook	5, A. Knight 5, Wade	5, Lewis	3, Wade	3, A. Knight
Auburn	L, 55-66	17, Bolton	7, Bolton 7, Wade	4, Wade	1, Cook	2, Bolton
at LSU	L, 41-48	13, Lewis	7, Williams	2, Lewis 2, Wade	2, Wade	1, A. Knight 1, Wade
at Texas A&M	L, 48-69	11, M. Knight	10, Williams	3, Lewis 3, Williams	2, Bolton 2, A. Knight	1, Bolton 1, Wade
Florida	L, 56-66	14, Bolton	7, Williams	4, Cook	4, M. Knight	2, Bolton 2, A. Knight
Tennessee	W, 65-57	18, C. Knight	11, Williams	8, Lewis	2, Lewis	1, Bolton 1, Lewis
at Auburn	W, 63-61 <sup>OT</sup>	15, Cook	13, Cook	3, M. Knight	3, Cook 3, Lewis	5, A. Knight
at Georgia	L, 65-71 <sup>OT</sup>	14, M. Knight	8, Cook	5, M. Knight	2, M. Knight	None
Missouri	L, 56-65	13, Bolton	6, Bolton	4, M. Knight	2, Cook	4, A. Knight
vs. Vanderbilt	W, 77-57	21, Wade	8, Williams	6, Lewis	1, Cook 1, M. Knight 1, Lewis 1, Wade	3, A. Knight
vs. Tennessee	W, 72-64	16, M. Knight	11, A. Knight	8, Lewis	2, Wade	6, A. Knight
vs. Kentucky	L, 55-65	22, Cook	9, Williams	7, Lewis	3, Wade	1, Bolton 1, A. Knight
Mercer	W, 81-57	19, Williams	12, Williams	7, Lewis	2, da Silva	3, M. Knight
Little Rock	W, 55-53	15, Williams	9, Williams	3, Lewis	3, Lewis	5, A. Knight
Tulane	W, 72-64	18, Cook	8, Wade 8, Williams	6, Lewis	2, Wade	3, A. Knight
at Georgia Tech	L, 66-76	15, Wade	13, Williams	6, Lewis	3, Lewis	3, A. Knight



**2016-17 Alabama Women's Basketball  
Alabama Combined Team Statistics (as of Mar 26, 2017)  
All games**



RECORD:	OVERALL	HOME	AWAY	NEUTRAL
ALL GAMES	22-14	15-6	3-7	4-1
CONFERENCE	5-11	2-6	3-5	0-0
NON-CONFERENCE	17-3	13-0	0-2	4-1

#	Player	gp-gs	min	avg	Total		3-Point		F-Throw		Rebounds				pf	dq	a	to	blk	stl	pts	avg
					fg-fga	fg%	3fg-fga	3fg%	ft-fa	ft%	off	def	tot	avg								
11	Cook, Hannah	36-36	1161	32.2	136-364	.374	83-237	.350	58-73	.795	36	141	177	4.9	72	0	61	81	2	45	413	11.5
15	Knight, Meoshonti	36-27	1021	28.4	122-320	.381	20-79	.253	118-175	.674	32	127	159	4.4	69	1	71	82	12	48	382	10.6
03	Lewis, Jordan	36-36	1175	32.6	106-324	.327	37-131	.282	102-153	.667	37	104	141	3.9	73	3	154	117	1	52	351	9.8
23	Wade, Shaquera	36-32	972	27.0	126-297	.424	25-77	.325	63-91	.692	74	131	205	5.7	90	1	61	72	13	57	340	9.4
01	Bolton, Quanetria	35-11	591	16.9	115-243	.473	19-51	.373	50-71	.704	55	82	137	3.9	67	2	15	35	33	16	299	8.5
20	Williams, Ashley	36-32	891	24.8	88-205	.429	0-0	.000	91-145	.628	96	139	235	6.5	65	0	30	71	5	19	267	7.4
25	Knight, Ashley	36-6	641	17.8	97-177	.548	0-0	.000	29-55	.527	66	112	178	4.9	83	4	8	42	90	10	223	6.2
13	Knight, Coco	36-0	413	11.5	51-131	.389	0-5	.000	22-40	.550	24	41	65	1.8	27	0	31	36	0	17	124	3.4
05	da Silva, Alana	35-0	302	8.6	16-52	.308	6-26	.231	3-13	.231	2	27	29	0.8	14	0	34	34	1	10	41	1.2
00	Stennis, LaKyesha	13-0	70	5.4	5-20	.250	0-12	.000	0-0	.000	2	8	10	0.8	4	0	1	2	0	0	10	0.8
21	Berry, Taylor	11-0	38	3.5	1-6	.167	0-5	.000	1-1	1.000	0	3	3	0.3	4	0	2	5	0	1	3	0.3
Team											64	84	148				13					
Total.....		36	7275		863-2139	.403	190-623	.305	537-817	.657	488	999	1487	41.3	568	11	468	590	157	275	2453	68.1
Opponents.....		36	7275		839-2174	.386	164-574	.286	360-550	.655	424	902	1326	36.8	800	-	415	598	110	286	2202	61.2

TEAM STATISTICS	UA	OPP	Date	Opponent	Score	Att.
SCORING	2453	2202	11/11/16	NEW ORLEANS	w 78-57	7042
Points per game	68.1	61.2	11/14/16	MISS. VALLEY STATE	w 93-44	1016
Scoring margin	+7.0	-	11/17/16	LIPSCOMB	w 82-35	1082
FIELD GOALS-ATT	863-2139	839-2174	11/22/16	GEORGIA SOUTHERN	w 66-48	933
Field goal pct	.403	.386	11/27/16	ALABAMA A&M	w 97-29	2054
3 POINT FG-ATT	190-623	164-574	12/01/16	ALCORN STATE	w 93-43	1967
3-point FG pct	.305	.286	12/04/16	KANSAS	Wot 71-65	1176
3-pt FG made per game	5.3	4.6	12/11/16	at Georgetown	L 59-70	819
FREE THROWS-ATT	537-817	360-550	12/15/16	GEORGIA STATE	w 80-57	4203
Free throw pct	.657	.655	12/17/16	GEORGIA TECH	w 67-65	2214
F-Throws made per game	14.9	10.0	# 12/19/16	vs McNeese State	w 84-63	498
REBOUNDS	1487	1326	# 12/20/16	vs University of Texas-El Paso	w 78-60	502
Rebounds per game	41.3	36.8	12/28/16	FLORIDA A&M	w 81-46	2213
Rebounding margin	+4.5	-	* 01/01/17	at #6/6 South Carolina	L 45-93	12069
ASSISTS	468	415	* 01/05/17	OLE MISS	w 90-80	2588
Assists per game	13.0	11.5	* 01/08/17	at Mizzou	w 59-58	4287
TURNOVERS	590	598	* 01/12/17	KENTUCKY	L 54-71	2437
Turnovers per game	16.4	16.6	* 01/15/17	ARKANSAS	L 50-68	2667
Turnover margin	+0.2	-	* 01/19/17	#4/4 MISSISSIPPI STATE	L 54-67	2605
Assist/turnover ratio	0.8	0.7	* 01/22/17	at Ole Miss	w 65-57	1596
STEALS	275	286	* 01/26/17	at Vanderbilt	L 80-87	2316
Steals per game	7.6	7.9	* 01/29/17	AUBURN	L 55-66	3453
BLOCKS	157	110	* 2/5/17	at LSU	L 41-48	2383
Blocks per game	4.4	3.1	* 02/09/17	at Texas A&M	L 48-69	4062
ATTENDANCE	46116	47702	* 02/12/17	FLORIDA	L 56-66	1721
Home games-Avg/Game	21-2196	10-3375	* 02/16/17	TENNESSEE	w 65-57	2221
Neutral site-Avg/Game	-	5-2791	* 02/20/17	at Auburn	Wot 63-61	2607
			* 02/23/17	at Georgia	Lot 65-71	2787
			* 02/26/17	MIZZOU	L 56-65	2467
			03/01/17	vs Vanderbilt	w 77-57	3507
			03/02/17	vs Tennessee	w 72-64	3746
			03/03/17	vs Kentucky	L 55-65	5702
			! 03/16/17	MERCER	w 81-57	508
			! 03/19/17	LITTLE ROCK	w 55-53	495
			! 03/23/17	TULANE	w 72-64	1054
			! 3/26/17	at Georgia Tech	L 66-76	821

Score by Periods	1st	2nd	3rd	4th	OT	Totals
Alabama	568	541	637	678	29	2453
Opponents	516	482	577	600	27	2202

\* = Conference game  
# = Patrick Harrington Classic (Niceville, Fla.)  
! = Women's National Invitation Tournament





2016-17 Alabama Women's Basketball  
Alabama Combined Team Statistics (as of Feb 26, 2017)  
Conference games



RECORD:	OVERALL	HOME	AWAY	NEUTRAL
ALL GAMES	5-11	2-6	3-5	0-0
CONFERENCE	5-11	2-6	3-5	0-0
NON-CONFERENCE	0-0	0-0	0-0	0-0

#	Player	gp-gs	min	avg	Total		3-Point		F-Throw		Rebounds				pf	dq	a	to	blk	stl	pts	avg
					fg-fga	fg%	3fg-fga	3fg%	ft-fa	ft%	off	def	tot	avg								
11	Cook, Hannah	16-16	545	34.1	52-153	.340	29-95	.305	30-43	.698	20	68	88	5.5	34	0	20	42	1	21	163	10.2
15	Knight, Meoshonti	16-14	487	30.4	50-146	.342	11-43	.256	46-72	.639	9	53	62	3.9	37	1	30	42	4	20	157	9.8
03	Lewis, Jordan	16-16	551	34.4	44-155	.284	15-69	.217	44-64	.688	13	37	50	3.1	35	2	54	58	1	21	147	9.2
01	Bolton, Quanetria	16-4	297	18.6	53-102	.520	9-29	.310	26-34	.765	27	35	62	3.9	36	1	5	21	14	8	141	8.8
23	Wade, Shaquera	16-12	395	24.7	41-114	.360	9-33	.273	16-23	.696	30	40	70	4.4	47	1	24	35	4	14	107	6.7
20	Williams, Ashley	16-13	390	24.4	22-64	.344	0-0	.000	39-66	.591	43	62	105	6.6	33	0	10	37	2	3	83	5.2
25	Knight, Ashley	16-5	261	16.3	30-61	.492	0-0	.000	13-20	.650	21	36	57	3.6	37	1	3	12	34	4	73	4.6
13	Knight, Coco	16-0	214	13.4	30-78	.385	0-3	.000	9-19	.474	15	19	34	2.1	18	0	15	16	0	7	69	4.3
05	da Silva, Alana	15-0	98	6.5	2-20	.100	2-11	.182	0-0	.000	1	6	7	0.5	8	0	5	13	1	3	6	0.4
00	Stennis, LaKyesha	1-0	6	6.0	0-1	.000	0-1	.000	0-0	.000	0	0	0	0.0	1	0	1	0	0	0	0	0.0
21	Berry, Taylor	2-0	6	3.0	0-0	.000	0-0	.000	0-0	.000	0	0	0	0.0	0	0	0	0	0	0	0	0.0
Team											30	32	62				8					
Total.....		16	3250		324-894	.362	75-284	.264	223-341	.654	209	388	597	37.3	286	6	167	284	61	101	946	59.1
Opponents.....		16	3250		404-954	.423	73-233	.313	203-285	.712	201	407	608	38.0	344	-	214	238	53	143	1084	67.8

TEAM STATISTICS	UA	OPP	Date	Opponent	Score	Att.
SCORING	946	1084	* 01/01/17	at #6/6 South Carolina	L 45-93	12069
Points per game	59.1	67.8	* 01/05/17	OLE MISS	w 90-80	2588
Scoring margin	-8.6	-	* 01/08/17	at Mizzou	w 59-58	4287
FIELD GOALS-ATT	324-894	404-954	* 01/12/17	KENTUCKY	L 54-71	2437
Field goal pct	.362	.423	* 01/15/17	ARKANSAS	L 50-68	2667
3 POINT FG-ATT	75-284	73-233	* 01/19/17	#4/4 MISSISSIPPI STATE	L 54-67	2605
3-point FG pct	.264	.313	* 01/22/17	at Ole Miss	w 65-57	1596
3-pt FG made per game	4.7	4.6	* 01/26/17	at Vanderbilt	L 80-87	2316
FREE THROWS-ATT	223-341	203-285	* 01/29/17	AUBURN	L 55-66	3453
Free throw pct	.654	.712	* 2/5/17	at LSU	L 41-48	2383
F-Throws made per game	13.9	12.7	* 02/09/17	at Texas A&M	L 48-69	4062
REBOUNDS	597	608	* 02/12/17	FLORIDA	L 56-66	1721
Rebounds per game	37.3	38.0	* 02/16/17	TENNESSEE	w 65-57	2221
Rebounding margin	-0.7	-	* 02/20/17	at Auburn	Wot 63-61	2607
ASSISTS	167	214	* 02/23/17	at Georgia	Lot 65-71	2787
Assists per game	10.4	13.4	* 02/26/17	MIZZOU	L 56-65	2467
TURNOVERS	284	238				
Turnovers per game	17.8	14.9				
Turnover margin	-2.9	-				
Assist/turnover ratio	0.6	0.9				
STEALS	101	143				
Steals per game	6.3	8.9				
BLOCKS	61	53				
Blocks per game	3.8	3.3				
ATTENDANCE	20159	32107				
Home games-Avg/Game	8-2520	8-4013				
Neutral site-Avg/Game	-	0-0				

\* = Conference game  
# = Patrick Harrington Classic (Niceville, Fla.)

Score by Periods	1st	2nd	3rd	4th	OT	Totals
Alabama	204	213	251	264	14	946
Opponents	255	219	299	293	18	1084

2016-17 REVIEW



**2016-17 Alabama Women's Basketball  
Alabama Combined Team Statistics (as of Mar 26, 2017)  
Non-conference games**



RECORD:	OVERALL	HOME	AWAY	NEUTRAL
ALL GAMES	17-3	13-0	0-2	4-1
CONFERENCE	0-0	0-0	0-0	0-0
NON-CONFERENCE	17-3	13-0	0-2	4-1

#	Player	gp-gs	min	avg	Total		3-Point		F-Throw		Rebounds				pf	dq	a	to	blk	stl	pts	avg
					fg-fga	fg%	3fg-fga	3fg%	ft-fa	ft%	off	def	tot	avg								
11	Cook, Hannah	20-20	616	30.8	84-211	.398	54-142	.380	28-30	.933	16	73	89	4.5	38	0	41	39	1	24	250	12.5
23	Wade, Shaquera	20-20	577	28.9	85-183	.464	16-44	.364	47-68	.691	44	91	135	6.8	43	0	37	37	9	43	233	11.7
15	Knight, Meoshonti	20-13	534	26.7	72-174	.414	9-36	.250	72-103	.699	23	74	97	4.9	32	0	41	40	8	28	225	11.3
03	Lewis, Jordan	20-20	624	31.2	62-169	.367	22-62	.355	58-89	.652	24	67	91	4.6	38	1	100	59	0	31	204	10.2
20	Williams, Ashley	20-19	501	25.1	66-141	.468	0-0	.000	52-79	.658	53	77	130	6.5	32	0	20	34	3	16	184	9.2
01	Bolton, Quanetria	19-7	294	15.5	62-141	.440	10-22	.455	24-37	.649	28	47	75	3.9	31	1	10	14	19	8	158	8.3
25	Knight, Ashley	20-1	380	19.0	67-116	.578	0-0	.000	16-35	.457	45	76	121	6.1	46	3	5	30	56	6	150	7.5
13	Knight, Coco	20-0	199	10.0	21-53	.396	0-2	.000	13-21	.619	9	22	31	1.6	9	0	16	20	0	10	55	2.8
05	da Silva, Alana	20-0	204	10.2	14-32	.438	4-15	.267	3-13	.231	1	21	22	1.1	6	0	29	21	0	7	35	1.8
00	Stennis, LaKyesha	12-0	64	5.3	5-19	.263	0-11	.000	0-0	.000	2	8	10	0.8	3	0	0	2	0	0	10	0.8
21	Berry, Taylor	9-0	32	3.6	1-6	.167	0-5	.000	1-1	1.000	0	3	3	0.3	4	0	2	5	0	1	3	0.3
Team											34	52	86				5					
Total.....		20	4025		539-1245	.433	115-339	.339	314-476	.660	279	611	890	44.5	282	5	301	306	96	174	1507	75.3
Opponents.....		20	4025		435-1220	.357	91-341	.267	157-265	.592	223	495	718	35.9	456	-	201	360	57	143	1118	55.9

TEAM STATISTICS	UA	OPP	Date	Opponent	Score	Att.
SCORING	1507	1118	11/11/16	NEW ORLEANS	w 78-57	7042
Points per game	75.3	55.9	11/14/16	MISS. VALLEY STATE	w 93-44	1016
Scoring margin	+19.5	-	11/17/16	LIPSCOMB	w 82-35	1082
FIELD GOALS-ATT	539-1245	435-1220	11/22/16	GEORGIA SOUTHERN	w 66-48	933
Field goal pct	.433	.357	11/27/16	ALABAMA A&M	w 97-29	2054
3 POINT FG-ATT	115-339	91-341	12/01/16	ALCORN STATE	w 93-43	1967
3-point FG pct	.339	.267	12/04/16	KANSAS	Wot 71-65	1176
3-pt FG made per game	5.8	4.6	12/11/16	at Georgetown	L 59-70	819
FREE THROWS-ATT	314-476	157-265	12/15/16	GEORGIA STATE	w 80-57	4203
Free throw pct	.660	.592	12/17/16	GEORGIA TECH	w 67-65	2214
F-Throws made per game	15.7	7.9	# 12/19/16	vs McNeese State	w 84-63	498
REBOUNDS	890	718	# 12/20/16	vs University of Texas-El Paso	w 78-60	502
Rebounds per game	44.5	35.9	12/28/16	FLORIDA A&M	w 81-46	2213
Rebounding margin	+8.6	-	03/01/17	vs Vanderbilt	w 77-57	3507
ASSISTS	301	201	03/02/17	vs Tennessee	w 72-64	3746
Assists per game	15.1	10.1	03/03/17	vs Kentucky	L 55-65	5702
TURNOVERS	306	360	! 03/16/17	MERCER	w 81-57	508
Turnovers per game	15.3	18.0	! 03/19/17	LITTLE ROCK	w 55-53	495
Turnover margin	+2.7	-	! 03/23/17	TULANE	w 72-64	1054
Assist/turnover ratio	1.0	0.6	! 3/26/17	at Georgia Tech	L 66-76	821
STEALS	174	143				
Steals per game	8.7	7.2				
BLOCKS	96	57				
Blocks per game	4.8	2.9				
ATTENDANCE	25957	15595				
Home games-Avg/Game	13-1997	2-820				
Neutral site-Avg/Game	-	5-2791				

\* = Conference game  
# = Patrick Harrington Classic (Niceville, Fla.)  
! = Women's National Invitation Tournament

Score by Periods	1st	2nd	3rd	4th	OT	Totals
Alabama	364	328	386	414	15	1507
Opponents	261	263	278	307	9	1118

# RECORDS & HISTORY

## YEAR-BY-YEAR TEAM STATISTICS

Season	G	FG-FGA	FG%	3FG-FGA	3FG%	FT-FTA	FT%	REB	Avg	PF-FO	A	TO	BL	S	Pts	Avg
1974-75	25	722-2,066	.349	0-0	.000	294-521	.564	941	37.6	606-0	0	0	0	0	1,738	69.5
1975-76	22	664-1,530	.434	0-0	.000	261-499	.523	920	41.8	402-0	375	547	0	265	1,589	72.2
1976-77	28	881-2,145	.411	0-0	.000	347-581	.597	1,245	44.5	664-0	332	638	0	254	2,109	75.3
1977-78	31	931-2,145	.434	0-0	.000	343-569	.603	1,328	42.8	605-0	424	792	0	0	2,205	71.1
1978-79	26	752-1,684	.447	0-0	.000	468-681	.687	1,098	42.2	531-0	166	458	48	170	1,972	75.8
1979-80	27	760-1,767	.430	0-0	.000	426-599	.711	1,045	38.7	572-0	365	517	89	223	1,946	72.1
1980-81	33	1,031-2,330	.442	0-0	.000	427-634	.674	1,300	39.4	563-20	636	555	107	305	2,489	75.4
1981-82	28	829-1,799	.461	0-0	.000	305-485	.629	1,111	39.7	431-8	428	451	62	215	1,963	70.1
1982-83	29	818-1,896	.431	0-0	.000	401-628	.639	1,198	41.3	537-0	351	471	76	233	2,037	70.2
1983-84	32	1,056-2,208	.478	0-0	.000	342-537	.637	1,371	42.8	649-0	521	555	98	348	2,454	76.7
1984-85	28	880-1,826	.482	0-0	.000	386-595	.649	1,144	40.9	530-17	420	578	68	305	2,146	76.6
1985-86	29	914-1,874	.488	0-0	.000	417-596	.700	1,101	38.0	515-14	495	497	46	270	2,245	77.4
1986-87	29	897-1,903	.471	0-0	.000	462-744	.621	1,168	40.3	621-17	437	532	53	337	2,256	77.8
1987-88	28	849-1,828	.464	40-141	.284	411-651	.631	1,129	40.3	597-16	434	614	61	344	2,149	76.8
1988-89	29	836-1,875	.446	38-117	.325	417-629	.663	1,316	45.4	612-14	391	618	47	226	2,127	73.3
1989-90	28	711-1,858	.383	104-324	.321	393-606	.649	1,276	45.6	516-15	516	307	58	80	1,919	68.5
1990-91	29	761-1,755	.434	97-281	.345	550-803	.685	1,224	42.2	561-15	450	580	60	276	2,169	74.8
1991-92	30	942-2,235	.421	248-765	.324	505-724	.698	1,399	46.6	666-13	500	573	51	406	2,637	87.9
1992-93	31	970-2,232	.435	237-696	.341	511-736	.694	1,393	44.9	645-11	546	590	92	411	2,688	86.7
1993-94	33	1,032-2,343	.440	223-691	.323	553-831	.665	1,622	49.2	717-19	597	598	135	356	2,840	86.1
1994-95	31	934-2,228	.419	226-688	.328	500-705	.709	1,471	47.5	575-15	518	522	103	285	2,594	83.7
1995-96	32	922-2,103	.438	179-524	.342	478-757	.631	1,422	44.4	558-7	508	477	100	305	2,501	78.2
1996-97	32	890-2,137	.416	175-580	.302	555-824	.674	1,551	48.5	587-10	484	511	121	318	2,510	78.4
1997-98	34	948-2,100	.451	198-552	.359	503-752	.669	1,415	41.6	618-11	560	542	144	257	2,597	76.4
1998-99	31	837-1,916	.437	164-489	.335	565-821	.688	1,350	43.5	627-7	442	586	122	265	2,403	77.5
1999-00	29	720-1,711	.421	122-417	.293	404-637	.634	1,196	41.2	550-13	346	560	111	227	1,966	67.8
2000-01	31	698-1,673	.417	148-448	.330	446-678	.658	1,155	37.3	610-23	409	590	102	188	1,990	64.2
2001-02	31	809-1,750	.462	191-476	.401	475-702	.677	1,196	38.6	620-17	381	591	71	228	2,284	73.7
2002-03	28	644-1,642	.392	179-536	.334	298-437	.682	1,095	39.1	525-12	322	468	88	145	1,765	63.0
2003-04	28	683-1,688	.405	169-529	.320	323-496	.651	1,150	41.1	500-9	312	468	82	184	1,858	66.4
2004-05	29	676-1,754	.385	156-470	.332	432-651	.664	1,189	41.0	590-15	300	499	114	206	1,940	66.9
2005-06	28	599-1,465	.409	94-323	.291	404-643	.628	1,114	39.8	508-9	304	628	95	211	1,696	60.6
2006-07	30	668-1,651	.405	151-488	.309	317-468	.677	1,142	38.1	594-9	371	736	65	313	1,804	60.1
2007-08	30	620-1,588	.390	98-342	.287	308-496	.621	1,141	38.0	566-13	341	778	115	265	1,646	54.9
2008-09	30	714-1,899	.376	149-566	.263	327-494	.662	1,228	40.9	546-9	400	529	105	207	1,904	63.5
2009-10	30	738-1,862	.396	128-438	.292	317-516	.614	1,214	40.5	614-18	388	572	87	227	1,921	64.0
2010-11	33	795-2,108	.377	137-465	.295	452-709	.638	1,278	38.7	667-17	375	551	95	353	2,179	66.0
2011-12	31	659-1,843	.358	103-400	.258	419-655	.640	1,208	39.0	581-13	292	561	84	284	1,840	59.4
2012-13	31	724-2,134	.339	171-667	.256	394-632	.623	1,229	39.6	567-10	352	490	115	334	2,013	64.9
2013-14	30	694-1,782	.389	174-545	.319	382-604	.632	1,140	38.0	525-7	341	479	91	222	1,944	64.8
2014-15	32	655-1,733	.378	136-537	.253	463-735	.630	1,205	37.7	552-13	352	594	107	277	1,909	59.7
2015-16	31	697-1,770	.394	151-543	.278	430-615	.699	1,157	37.3	541-12	335	513	147	298	1,975	63.7
2016-17	36	863-2,139	.403	190-623	.305	537-817	.657	1,487	41.3	568-11	468	590	157	275	2,453	68.1

## TEAM SCORING RECORDS

### POINTS IN A SEASON

Season	GM	Avg	Points
1. 1993-94	33	86.1	2,840
2. 1992-93	31	86.7	2,688
3. 1991-92	30	87.9	2,637
4. 1997-98	34	76.4	2,597
5. 1994-95	31	78.2	2,594
6. 1996-97	32	78.4	2,510
7. 1995-96	32	78.2	2,501
8. 1980-81	33	75.4	2,489
9. 1983-84	32	76.7	2,454
10. 1998-99	31	77.5	2,403

### POINTS IN A GAME

Date/Opponent	Points
1. Feb. 25, 1993 vs. Oral Roberts	122-52
2. March 18, 1995 vs. Duke	121-120 <sup>4OT</sup>
3. Dec. 29, 1994 vs. UNC-Asheville	119-46
Jan. 12, 1994 at Troy	119-43
5. Nov. 29, 1991 vs. Louisiana-Monroe	118-86
6. Dec. 18, 1992 vs. Grambling State	117-51
7. Dec. 20, 2014 vs. Troy	113-105 <sup>OT</sup>
8. Jan. 13, 1992 at Appalachian State	114-90
9. Dec. 15, 1992 vs. Austin Peay	111-79
10. Feb. 24, 1992 vs. Mississippi Valley State	110-51

## MISCELLANEOUS SCORING RECORDS

### MOST POINTS SCORED

Half	68 vs. Mississippi Valley State, second half (Feb. 24, 1992)
Game	122 vs. Oral Roberts (Feb. 25, 1993)
By Opponent - Regulation	110 by Tennessee (Jan. 6, 2011)
	110 by Mississippi State (Jan. 15, 1977)
By Opponent - Overtime	120 by Duke - four OTs (March 18, 1995)
Combined - Regulation	204 (118-86) vs. Louisiana Monroe (Nov. 29, 1991)
	204 (103-101) vs. Florida (Jan. 4, 1992)
	204 (114-90) vs. Appalachian State (Jan. 13, 1992)
Combined - Overtime	241 (121-120) vs. Duke - four OTs (March 18, 1995)
Home	122 vs. Oral Roberts (Feb. 25, 1993)
Away	119 vs. Troy (Jan. 12, 1994)
Season	2,840 in 33 games (1993-94)
Largest Margin of Victory	76 (119-43) at Troy (Jan. 12, 1994)
Highest Scoring Average in a Season	87.9 over 30 games (1991-92)

### FEWEST POINTS SCORED

Game	34 vs. South Carolina (Feb. 9, 2003)
	34 vs. LSU (Jan. 11, 2009)
By Opponent	21 by Georgia State (Dec. 21, 1990)
Combined	82 (48-34) vs. South Carolina (Feb. 9, 2003)
Home	34 vs. South Carolina (Feb. 9, 2003)
Away	34 vs. LSU (Jan. 11, 2009)
Season	1,589 in 22 games (1975-76)
Loss Margin	65 (45-110) at Tennessee (Jan. 6, 2011)
Lowest Scoring Average in a Season	54.9 over 30 games (2007-08)

## LARGEST MARGINS OF VICTORY

### VS. ALL OPPONENTS

Date	Opponent	Score	Margin
Jan. 12, 1994	at Troy	119-43	+76
Dec. 29, 1994	vs. UNC-Asheville	119-46	+73
Feb. 25, 1993	Oral Roberts	122-52	+70
Dec. 3, 1993	Coppin State	98-31	+67
Dec. 18, 1992	Grambling State	117-51	+66
Dec. 29, 1983	at Queens College	113-47	+66
Nov. 30, 1990	Tuskegee	106-41	+65
Nov. 29, 1988	Tennessee State	107-43	+64
Nov. 22, 2015	Mississippi Valley State	98-35	+63
Jan. 31, 1996	Alabama State	105-42	+63
Dec. 2, 1997	Samford	104-43	+61
Jan. 17, 1976	Tuskegee	101-40	+61
Dec. 27, 1983	vs. Xavier	102-42	+60

### VS. SEC OPPONENTS

Date	Opponent	Score	Margin
Feb. 9, 1997	South Carolina	87-38	+49
Feb. 21, 1999	Vanderbilt	102-59	+43
Feb. 6, 1997	Arkansas	102-61	+41
Jan. 13, 1996	Mississippi State	97-64	+33
Jan. 31, 1995	at LSU	90-60	+30

# RECORDS & HISTORY

## INDIVIDUAL SCORING RECORDS

### CAREER LEADERS

#### POINTS

Name	Seasons	GM	Avg	Pts
1. Dominique Canty	1996-99	127	18.1	2,294
2. Niesa Johnson	1992-95	125	17.1	2,134
3. Carol Smith	1982-86	116	17.3	2,018
4. Yolanda Watkins	1993-97	125	14.2	1,778
5. Terri Hillard	1980-84	122	13.4	1,606
6. Tierney Jenkins	2008-11	122	12.6	1,535
7. Betsy Harris	1990-94	123	12.3	1,519
8. Shondra Johnson	1998-2002	115	12.1	1,411
9. Shalonda Enis	1995-97	64	20.5	1,309
10. Leslie Payne	1977-81	108	12.4	1,299

#### SCORING AVERAGE (min. 50 games)

Name	Seasons	GM	Pts	Avg
1. Shalonda Enis	1995-97	64	1,309	20.5
2. Cassandra Crumpton	1982-84	59	1,073	18.2
3. Dominique Canty	1995-99	127	2,294	18.1
Linda Burgess	1990-92	59	1,069	18.1
5. Carol Smith	1982-86	116	2,018	17.3
6. Niesa Johnson	1992-95	125	2,134	17.1
7. Yolanda Watkins	1993-97	125	1,778	14.2
8. Terri Hillard	1980-84	122	1,606	13.4
9. Ashley Williams	2014-Present	61	798	13.1
10. Tierney Jenkins	2008-11	122	1,535	12.6
Tracey Rutledge	1985-88	85	1,069	12.6

### SINGLE-SEASON LEADERS

#### POINTS

Name	Season	GM	Avg	Pts
1. Shalonda Enis	1995-96	32	23.9	766
2. Dominique Canty	1997-98	34	21.5	732
3. Niesa Johnson	1994-95	31	21.1	653
4. Dominique Canty	1998-99	31	19.7	612
5. Linda Burgess	1991-92	30	20.3	610
6. Terri Hillard	1981-82	28	20.3	569
7. Carol Smith	1985-86	29	19.4	564
8. Cassandra Crumpton	1983-84	32	17.5	559
9. Shalonda Enis	1996-97	32	17.0	543
10. Cassandra Crumpton	1982-83	29	18.3	532

#### SCORING AVERAGE

Name	Season	GM	Pts	Avg
1. Shalonda Enis	1995-96	32	766	23.9
2. Dominique Canty	1997-98	34	732	21.5
3. Niesa Johnson	1994-95	31	653	21.1
4. Linda Burgess	1991-92	30	610	20.3
Terri Hillard	1981-82	28	569	20.3
6. Dominique Canty	1998-99	31	612	19.7
7. Julie Ellis	1974-75	25	490	19.6
8. Carol Smith	1985-86	29	561	19.4
9. Cassandra Crumpton	1982-83	29	532	18.3
10. Cassandra Crumpton	1983-84	32	559	17.5

### GAME LEADERS

#### POINTS

Name	Date/Opponent	Points
1. Amy Lannom	Jan. 4, 1992 vs. Florida	38
2. Daisha Simmons	Dec. 20, 2013 vs. Troy	37
Linda Burgess	Dec. 2, 1991 vs. Loyola-Chicago	37
4. Shalonda Enis	Nov. 29, 1995 vs. East Tennessee State	35
5. Shafontaye Myers	Dec. 20, 2013 vs. Troy	34
Shalonda Enis	Dec. 17, 1995 vs. Georgia	34
Linda Burgess	Jan. 7, 1991 vs. UAB	34
Cassandra Crumpton	Jan. 22, 1983 vs. LSU	34
9. Varisia Raffington	Nov. 28, 2009 vs. CSU Bakersfield	33
LaToya Thomas	Feb. 7, 2002 vs. Miss. State	33
Dominique Canty	Jan. 31, 1999 vs. Tennessee	33
Shalonda Enis	Jan. 28, 1996 vs. Tennessee	33
Yolanda Watkins	March 18, 1995 vs. Duke	33
Niesa Johnson	Jan. 3, 1995 vs. East Tennessee State	33
Carol Smith	Nov. 22, 1985 vs. Tennessee State	33
Terri Hillard	Jan. 6, 1982 vs. Mississippi State	33

### YEAR-BY-YEAR SCORING LEADERS

Year	Name	Class.	Pos.	Games	Points	Avg.
1974-75	Julie Ellis	Jr.	F	25	490	19.6
1975-76	Julie Ellis	Sr.	F	22	332	15.1
1976-77	Ledeane Hutton	Fr.	G	27	300	11.1
1977-78	Sandra Murray	So.	C/F	31	437	14.1
1978-79	Anne Cale	So.	C	24	344	14.3
1979-80	Glenda Boss	Jr.	F	20	268	13.4
1980-81	Leslie Payne	Sr.	C	33	410	12.4
1981-82	Terri Hillard	So.	G/F	28	569	20.3
1982-83	Cassandra Crumpton	Jr.	F	29	532	18.3
1983-84	Cassandra Crumpton	Sr.	F	32	559	17.5
1984-85	Carol Smith	Jr.	C	28	491	17.5
1985-86	Carol Smith	Sr.	C	29	564	19.5
1986-87	Cynthia McDougle	Jr.	F	29	467	16.1
1987-88	Tracey Rutledge	Jr.	G	28	407	14.5
1988-89	Laura Heard	Jr.	F	27	324	12.0
1989-90	Laura Heard	Sr.	F	20	246	12.3
1990-91	Linda Burgess	Jr.	F	29	459	15.8
1991-92	Linda Burgess	Sr.	F	30	610	20.3
1992-93	Niesa Johnson	So.	G	31	499	16.1
1993-94	Yolanda Watkins	So.	F/C	33	496	15.0
Niesa Johnson	Jr.	G	33	494	15.0	
1994-95	Niesa Johnson	Sr.	G	31	653	21.1
1995-96	Shalonda Enis	Jr.	F/C	32	766	23.9
1996-97	Shalonda Enis	Sr.	F/C	32	543	17.0
1997-98	Dominique Canty	Jr.	G	34	732	21.5
1998-99	Dominique Canty	Sr.	G	31	612	19.7
1999-00	Shondra Johnson	So.	G	27	344	12.7
2000-01	Shondra Johnson	Jr.	G	27	361	13.4
2001-02	Shondra Johnson	Sr.	G	30	445	14.8
2002-03	Beth Vice	Sr.	G	28	349	12.5
2003-04	Monique Bivens	Jr.	G	28	402	14.4
2004-05	Monique Bivens	Sr.	G	29	350	12.1
2005-06	Navonda Moore	Jr.	G	27	338	12.5
2006-07	Navonda Moore	Sr.	G	29	395	13.6
2007-08	Tierney Jenkins	Fr.	F	30	354	11.8
2008-09	Tierney Jenkins	So.	F	30	333	11.1
2009-10	Tierney Jenkins	Jr.	F	29	337	11.6
2010-11	Tierney Jenkins	Sr.	F	33	511	15.5
2011-12	Jasmine Robinson	So.	G	31	353	11.4
2012-13	Daisha Simmons	So.	G	30	384	12.4
2013-14	Shafontaye Myers	Sr.	G	29	426	14.7
2014-15	Ashley Williams	So.	F	31	425	13.7
2015-16	Hannah Cook	So.	G	31	372	12.0
2016-17	Hannah Cook	Jr.	G	36	413	11.5

### MOST POINTS IN A SEASON BY CLASS

Freshman:	488 - Niesa Johnson (1991-92)
Sophomore:	569 - Terri Hillard (1981-82)
Junior:	766 - Shalonda Enis (1995-96)
Senior:	653 - Niesa Johnson (1994-95)

### MOST POINTS IN A GAME BY CLASS

Freshman:	34 - Linda Burgess at UAB (Jan. 7, 1991)
Sophomore:	30 - Ericka Russell vs. Georgia (March 4, 2010)
	30 - Michelle Smith vs. Tennessee State (Nov. 29, 1988)
Junior:	37 - Daisha Simmons vs. Troy (Dec. 20, 2013)
Senior:	38 - Amy Lannom vs. Florida (Jan. 4, 1992)

RECORDS & HISTORY

## FIELD GOAL RECORDS

### TEAM RECORDS

#### FIELD GOALS MADE

Game: 51 vs. Queens College (Dec. 29, 1983)

Season: 1,056 (1983-84)

#### FIELD GOALS ATTEMPTED

Game: 114 vs. Duke (March 18, 1995)

Season: 2,343 (1993-94)

#### FIELD GOAL PERCENTAGE

Game: .672 (37-55) vs. UAH (Jan. 9, 1986)

Season: .488; 914-1874 (1985-86)

### CAREER LEADERS

#### FIELD GOALS MADE

Name	Seasons	GM	FGA	FGM
1. Dominique Canty	1995-99	127	1,628	828
Carol Smith	1982-86	116	1,498	828
3. Niesa Johnson	1991-95	125	1,775	716
4. Yolanda Watkins	1992-97	125	1,459	688
5. Terri Hillard	1980-84	122	1,442	662
6. Tierney Jenkins	2008-11	122	1,336	592
7. Cynthia McDougle	1984-89	113	1,034	532
8. Laura Vaughn	1987-91	113	1,273	518
9. Leslie Payne	1977-81	108	1,065	517
10. Shalonda Enis	1995-97	64	1,084	498

#### FIELD GOALS ATTEMPTED

Name	Seasons	GM	FGM	FGA
1. Niesa Johnson	1991-95	125	716	1,775
2. Dominique Canty	1995-99	127	828	1,628
3. Carol Smith	1982-86	116	828	1,498
4. Yolanda Watkins	1992-97	125	688	1,459
5. Terri Hillard	1980-84	122	662	1,442
6. Tierney Jenkins	2008-11	122	592	1,336
7. Laura Vaughn	1987-91	113	518	1,273
8. Betsy Harris	1990-94	123	494	1,243
9. Ericka Russell	2008-12	109	414	1,170
10. Shalonda Enis	1995-97	64	498	1,084

#### FIELD GOAL PERCENTAGE (min. 300 att.)

Name	Seasons	FGM	FGA	Pct
1. DeeDee Davis	1983-87	283	509	.556
2. Carol Smith	1982-86	828	1,498	.553
3. Linda Burgess	1990-92	438	802	.546
4. Laura Heard	1986-90	402	750	.536
5. Stacey Franklin	1988-92	200	374	.535
6. Gwen Hackett	1975-77	203	385	.527
7. Ashley Williams	2014-Pres.	295	564	.523
8. LaNisha Cartwell	1998-02	419	810	.517
9. Justina Smith	1983-84	166	322	.516
10. Cynthia McDougle	1984-89	532	1,034	.515

### SINGLE-SEASON LEADERS

#### FIELD GOALS MADE

Name	Season	GM	FGA	FGM
1. Shalonda Enis	1995-96	32	629	296
2. Dominique Canty	1997-98	34	506	262
3. Cassandra Crumpton	1983-84	32	515	256
4. Linda Burgess	1991-92	30	445	252
5. Terri Hillard	1981-82	28	467	237
6. Carol Smith	1985-86	29	414	231
7. Cassandra Crumpton	1982-83	29	510	227
8. Carol Smith	1983-84	30	393	217
Julie Ellis	1974-75	25	502	217
10. Niesa Johnson	1994-95	31	497	216

#### FIELD GOALS ATTEMPTED

Name	Season	GM	FGM	FGA
1. Shalonda Enis	1995-96	32	296	629
2. Cassandra Crumpton	1983-84	32	256	515
3. Cassandra Crumpton	1982-83	29	227	510
4. Sandra Murray	1977-78	31	191	507
5. Dominique Canty	1997-98	34	262	506
6. Julie Ellis	1974-75	25	217	502
7. Niesa Johnson	1994-95	31	216	497
8. Tierney Jenkins	2010-11	33	200	476
9. Terri Hillard	1981-82	28	237	467
10. Niesa Johnson	1991-92	30	165	465

#### FIELD GOAL PERCENTAGE (min. 100 att.)

Name	Season	FGM	FGA	Pct
1. Cynthia McDougle	1984-85	106	186	.566
2. Michelle Smith	1988-89	101	173	.584
3. DeeDee Davis	1983-84	105	182	.577
4. DeeDee Davis	1986-87	80	139	.576
5. Stacey Franklin	1991-92	62	108	.574
6. Laura Heard	1987-88	121	212	.571
7. Stacey Franklin	1988-89	66	116	.569
8. Courtney Strauthers	2007-08	71	125	.568
Linda Burgess	1991-92	252	444	.568
Michelle Smith	1987-88	84	148	.568

### SINGLE-GAME LEADERS

#### FIELD GOALS MADE

Name	Date/Opponent	FGM
1. Shalonda Enis	Nov. 29, 1995 vs. ETSU	16
Cassandra Crumpton	Jan. 22, 1983 vs. LSU	16
Linda Burgess	Dec. 2, 1991 vs. Loyola	16
4. Dominique Canty	Jan. 31, 1999 vs. Tennessee	15
5. Varisia Raffington	Nov. 28, 2009 vs. CSU Bakersfield	14
Dominique Canty	March 15, 1996 vs. App. State	14
Shalonda Enis	Dec. 2, 1995 vs. Richmond	14
Linda Burgess	March 19, 1992 vs. Tenn. Tech	14
Carol Smith	Nov. 22, 1985 vs. Tenn. State	14
Carol Smith	Jan. 7, 1984 vs. Georgia State	14
Cassandra Crumpton	Dec. 28, 1983 vs. St. John's	14
Carol Smith	Jan. 16, 1983 vs. Notre Dame	14
Terri Hillard	Jan. 25, 1982 vs. UAB	14
Terri Hillard	Jan. 6, 1982 vs. Miss. State	14
Donna Conway	Dec. 12, 1981 vs. Idaho State	14

#### FIELD GOALS ATTEMPTED

Name	Date/Opponent	FGA
1. Julie Ellis	Jan. 14, 1975 vs. Talladega	31
2. Shalonda Enis	Feb. 19, 1996 vs. Vanderbilt	29
Shalonda Enis	Feb. 17, 1996 vs. Florida	29
4. Shafontaye Myers	Nov. 19, 2012 vs. North Texas	28
Niesa Johnson	Feb. 26, 1994 vs. Ole Miss	28
Cassandra Crumpton	Jan. 22, 1983 vs. LSU	28
Terri Hillard	Jan. 25, 1982 vs. UAB	28
8. Niesa Johnson	March 18, 1995 vs. Duke	27
Niesa Johnson	Jan. 26, 1992 vs. Tennessee	27
10. Monique Bivens	Feb. 29, 2004 vs. Miss. State	26
Tracey Rutledge	Dec. 31, 1987 vs. N.M. State	26
Cassandra Crumpton	Jan. 1, 1984 vs. Auburn	26
Donna Conway	Dec. 5, 1981 vs. Georgia State	26

#### FIELD GOAL PERCENTAGE (min. 7 att.)

Name	Date/Opponent	Pct
1. Laura Heard	Jan. 15, 1988 vs. Ark. St.	1.000 (9-9)
Shondra Johnson	Nov. 17, 2000 vs. Samford	1.000 (7-7)
Latrish Jones	Jan. 17, 1999 vs. Miss. St.	1.000 (7-7)
Betsy Harris	Feb. 20, 1993 vs. Arkansas	1.000 (7-7)
Camillia Crenshaw	Jan. 5, 1993 vs. Xavier	1.000 (7-7)
Sissy Braden	Nov. 30, 1986 vs. Georgia	1.000 (7-7)
7. Quanetria Bolton	Nov. 22, 2015 vs. MVSU	.900 (9-10)
8. Jamilah Johns	Jan. 4, 2003 at Houston	.889 (8-9)
Beth Vice	Nov. 30, 2002 vs. SFA	.889 (8-9)
10. Ashley Williams	Jan. 26, 2014 vs. Georgia	.875 (7-8)

# RECORDS & HISTORY

## THREE-POINT FIELD GOAL RECORDS

### TEAM RECORDS

#### THREE-POINT FIELD GOALS MADE

Game: 14 vs. MVSU (Jan. 8, 1992),  
vs. Loyola Chicago (Feb. 3, 1993)  
Season: 248 (1991-92)

#### THREE-POINT FIELD GOALS ATTEMPTED

Game: 39 vs. MVSU (Jan. 8, 1992)  
Season: 765 (1991-92)

#### THREE-POINT FIELD GOAL PERCENTAGE

Game (min. eight made):  
.600 (12-20) vs. Stephen F. Austin (Nov. 30, 2002)  
Season: .401; 191-476 (2001-02)

## INDIVIDUAL RECORDS

### CAREER LEADERS

#### THREE-POINT FIELD GOALS MADE

Name	Seasons	Pct	3FGA	3FG
1. Betsy Harris	1990-94	.373	729	272
2. Beth Vice	1998-03	.376	719	270
3. Niesa Johnson	1991-95	.348	761	265
4. Ericka Russell	2008-12	.299	709	212
5. Shafontaye Myers	2010-14	.304	693	211
6. Hannah Cook	2014-Pr.	.340	600	204
7. Brittney Ezell	1994-98	.313	642	201
8. Monique Bivens	2001-05	.352	548	193
9. Nicole Carruth	1996-01	.396	399	158
10. Katie Sipe	2001-05	.360	425	153

#### THREE-POINT FIELD GOALS ATTEMPTED

Name	Seasons	Pct	3FG	3FGA
1. Niesa Johnson	1991-95	.348	265	761
2. Betsy Harris	1990-94	.373	272	729
3. Beth Vice	1998-03	.376	270	719
4. Ericka Russell	2008-12	.299	212	709
5. Shafontaye Myers	2010-14	.304	211	693
6. Brittney Ezell	1994-98	.313	201	642
7. Hannah Cook	2014-Pr.	.340	204	600
8. Monique Bivens	2001-05	.352	193	548
9. Katie Sipe	2001-05	.360	153	425
Madonna Thompson	1991-95	.336	143	425

#### THREE-POINT FIELD GOAL PERCENTAGE

(min. 200 att.)

Name	Seasons	3FG	3FGA	Pct
1. Nicole Carruth	1996-02	158	399	.396
2. Beth Vice	1998-03	270	719	.376
3. Betsy Harris	1990-94	272	729	.373
4. Leah Goss	1993-98	180	489	.368
5. Katie Sipe	2001-05	153	425	.360
6. Kate Mastin	2002-07	144	404	.356
7. Monique Bivens	2001-05	193	548	.352
8. Niesa Johnson	1991-95	265	761	.348
9. Pam Duncan	1994-98	96	279	.344
10. Amy Lannom	1988-92	141	414	.341

### SINGLE-SEASON LEADERS

#### THREE-POINT FIELD GOALS MADE

Name	Season	Pct	3FGA	3FG
1. Betsy Harris	1993-94	.348	264	91
2. Betsy Harris	1992-93	.428	208	89
3. Beth Vice	2001-02	.434	198	86
4. Shafontaye Myers	2013-14	.396	212	84
5. Hannah Cook	2016-17	.350	237	83
6. Shafontaye Myers	2012-13	.279	287	80
7. Niesa Johnson	1991-92	.329	231	76
8. Ericka Russell	2010-11	.366	205	75
Niesa Johnson	1994-95	.375	200	75
10. Beth Vice	2002-03	.362	199	72

#### THREE-POINT FIELD GOALS ATTEMPTED

Name	Season	Pct	3FG	3FGA
1. Shafontaye Myers	2012-13	.279	80	287
2. Betsy Harris	1993-94	.348	91	264
3. Hannah Cook	2016-17	.350	83	237
4. Niesa Johnson	1991-92	.329	76	231
5. Shafontaye Myers	2013-14	.396	84	212
6. Betsy Harris	1992-93	.428	89	208
7. Brittney Ezell	1997-98	.338	70	207
8. Ericka Russell	2010-11	.366	75	205
9. Kaundra Williams	1998-99	.309	63	204
10. Beth Vice	2000-01	.348	70	201

#### THREE-POINT FIELD GOAL PERCENTAGE (min. 100 att.)

Name	Season	3FG	3FGA	Pct
1. Beth Vice	2001-02	86	198	.434
2. Betsy Harris	1992-93	89	208	.428
3. Leah Goss	1995-96	49	121	.405
4. Katie Sipe	2001-02	47	117	.402
5. Shafontaye Myers	2013-14	84	212	.396
6. Betsy Harris	1990-91	43	109	.394
7. Nicole Carruth	1998-99	43	110	.391
8. Nicole Carruth	2000-01	45	116	.388
9. Monique Bivens	2002-03	53	138	.384
10. Leah Goss	1997-98	62	164	.378

### SINGLE GAME LEADERS

#### THREE-POINT FIELD GOALS MADE

Name	Date/Opponent	3FG
1. Ericka Russell	Feb. 27, 2011 at Arkansas	8
Kate Mastin	Nov. 25, 2006 vs. CS Northridge	8
Beth Vice	Nov. 30, 2002 vs. S. F. Austin	8
Brittney Ezell	Jan. 11, 1998 vs. Arkansas	8
Betsy Harris	Feb. 16, 1994 vs. Auburn	8
Amy Lannom	Jan. 4, 1992 vs. Florida	8
7. Shafontaye Myers	Jan. 24, 2013 vs. Auburn	7
Monique Bivens	Dec. 29, 2002 vs. Bucknell	7
Katie Sipe	Feb. 24, 2002 vs. LSU	7
Beth Vice	March 15, 2001 vs. Memphis	7
Nicole Carruth	Feb. 18, 1998 vs. Ga. Southern	7
Betsy Harris	Feb. 16, 1994 vs. Auburn	7

#### THREE-POINT FIELD GOALS ATTEMPTED

Name	Date/Opponent	3FG
1. Shafontaye Myers	Nov. 19, 2012 vs. North Texas	21
2. Niesa Johnson	March 18, 1995 vs. Duke	18
3. Brittney Ezell	Jan. 11, 1998 vs. Arkansas	17
Betsy Harris	Jan. 16, 1994 vs. Florida	17
5. Shafontaye Myers	Nov. 17, 2012 vs. UAPB	16
6. Shafontaye Myers	Jan. 24, 2013 vs. Auburn	15
Kate Mastin	Jan. 5, 2006 vs. Florida	15
Betsy Harris	Jan. 30, 1994 vs. LSU	15
Niesa Johnson	Jan. 13, 1992 vs. App. State	15
Amy Lannom	Jan. 4, 1992 vs. Florida	15

#### THREE-POINT FIELD GOAL PERCENTAGE (min. 5 attempts)

Name	Date/Opponent	Pct
1. Brittney Ezell	Dec. 29, 1994 vs. UNC-Ash.	1.000 (5-5)
Niesa Johnson	Dec. 20, 1991 vs. Houston	1.000 (5-5)
3. Beth Vice	Nov. 30, 2002 vs. S.F. Austin	.889 (8-9)
4. Nicole Carruth	Feb. 18, 1998 vs. Ga. Southern	.875 (7-8)
5. Katie Sipe	Feb. 29, 2004 vs. Miss. St.	.857 (6-7)
Nicole Carruth	Feb. 27, 1998 vs. S. Carolina	.857 (6-7)
7. Shafontaye Myers	Dec. 17, 2013 vs. Jacksonville	.800 (4-5)
Shafontaye Myers	Jan. 13, 2013 vs. Ole Miss	.800 (4-5)
Kate Mastin	Nov. 25, 2006 vs. CS North.	.800 (8-10)
Kate Mastin	Dec. 1, 2005 vs. Ala. A&M	.800 (4-5)

RECORDS & HISTORY

## FREE THROW RECORDS

### TEAM RECORDS

#### FREE THROWS MADE

Game: 45 vs. Alabama State (Nov. 27, 1990)

Season: 565 (1998-99)

#### FREE THROWS ATTEMPTED

Game: 56 vs. Alabama State (Nov. 27, 1990)

Season: 831 (1993-94)

#### FREE-THROW PERCENTAGE

Game: 100.0 (20-20) vs. Clemson (Dec. 19, 1992)

Season: .771; 426-599 (1979-80)

## INDIVIDUAL RECORDS

### CAREER LEADERS

#### FREE THROWS MADE

Name	Seasons	Pct	FTA	FT
1. Dominique Canty	1995-99	.718	875	628
2. Shondra Johnson	1999-02	.720	742	534
3. Niesa Johnson	1992-95	.778	562	437
4. Yolanda Watkins	1993-97	.711	530	377
5. Carol Smith	1982-86	.639	556	355
6. Tierney Jenkins	2008-11	.693	502	348
7. Terri Hillard	1980-84	.563	536	302
8. Navonda Moore	2003-07	.715	369	264
9. Betsy Harris	1990-94	.768	340	261
10. Shalonda Enis	1995-97	.690	364	251
Stacey Franklin	1988-92	.747	336	251

#### FREE THROWS ATTEMPTED

Name	Seasons	Pct	FT	FTA
1. Dominique Canty	1995-99	.718	628	875
2. Shondra Johnson	1999-02	.720	534	742
3. Niesa Johnson	1991-95	.778	437	562
4. Carol Smith	1982-86	.639	355	556
5. Terri Hillard	1980-84	.563	302	536
6. Yolanda Watkins	1992-97	.711	377	530
7. Tierney Jenkins	2008-11	.693	348	502
8. Navonda Moore	2003-07	.715	264	369
9. Shalonda Enis	1995-97	.690	251	364
10. Brittney Ezell	1994-98	.666	227	341

#### FREE THROW PERCENTAGE (min. 200 att.)

Name	Seasons	FT	FTA	Pct
1. Sandra Rushing	1982-86	168	209	.804
2. Kate Mastin	2003-07	191	244	.783
3. Niesa Johnson	1991-95	437	562	.778
4. Marverly Nettles	2004-06	174	226	.770
5. Betsy Harris	1990-94	261	340	.768
6. Amy Lannom	1988-92	213	282	.755
7. Kelly Holland	1978-82	153	203	.754
8. Stacey Franklin	1988-92	251	336	.747
9. Tracey Rutledge	1985-88	176	238	.739
10. Leslie Payne	1977-81	252	347	.726

## SINGLE-SEASON LEADERS

#### FREE THROWS MADE

Name	Season	Pct	FTA	FT
1. Dominique Canty	1997-98	.752	270	203
2. Dominique Canty	1998-99	.767	236	181
3. Shondra Johnson	2001-02	.741	243	180
4. Shondra Johnson	2000-01	.717	205	147
5. Niesa Johnson	1994-95	.820	178	146
6. Shalonda Enis	1995-96	.684	212	145
7. Dominique Canty	1996-97	.661	218	144
8. Shondra Johnson	1999-00	.669	169	113
9. Tierney Jenkins	2010-11	.721	154	111
Marverly Nettles	2004-05	.766	145	111

#### MOST FREE THROWS MADE BY CLASS

Freshman: 109 - Yolanda Watkins (1992-93)

Sophomore: 144 - Dominique Canty (1996-97)

Junior: 203 - Dominique Canty (1997-98)

Senior: 181 - Dominique Canty (1998-99)

#### FREE THROWS ATTEMPTED

Name	Season	Pct	FT	FTA
1. Dominique Canty	1997-98	.752	203	270
2. Shondra Johnson	2001-02	.741	180	243
3. Dominique Canty	1998-99	.767	181	236
4. Dominique Canty	1996-97	.661	144	218
5. Shalonda Enis	1995-96	.684	145	212
6. Shondra Johnson	2000-01	.717	147	205
7. Ashley Williams	2014-15	.508	101	199
8. Ashley Williams	2013-14	.588	107	182
9. Niesa Johnson	1994-95	.820	146	178
10. Meoshonti Knight	2016-17	.674	118	175

#### FREE THROW PERCENTAGE (min. 50 att.)

Name	Season	FT	FTA	Pct
1. Margaret Fisher	1976-77	48	54	.889
2. Kate Mastin	2006-07	61	69	.884
3. Sandra Rushing	1984-85	46	53	.868
4. Cassandra Crumpton	1982-83	78	91	.857
5. Anne Cale	1977-78	49	59	.831
6. Niesa Johnson	1994-95	146	178	.820
Camillia Crenshaw	1993-94	41	50	.820
8. Sandra Rushing	1985-86	76	95	.800
9. Niesa Johnson	1992-93	108	136	.794
10. Donna Conway	1981-82	57	72	.792

#### BEST FREE THROW PERCENTAGE BY CLASS

Freshman: .831 - Anne Cale (1977-78)

Sophomore: .889 - Margaret Fisher (1976-77)

Junior: .868 - Sandra Rushing (1984-85)

Senior: .884 - Kate Mastin (2006-07)

## SINGLE GAME LEADERS

#### FREE THROWS MADE

Name	Date/Opponent	FT
1. Shondra Johnson	Dec. 2, 2001 vs. Providence	16
2. Daisha Simmons	Dec. 20, 2013 vs. Troy	14
Shondra Johnson	March 12, 1999 vs. Grambling	14
4. Beth Vice	Jan. 26, 2003 vs. Ole Miss	13
Shondra Johnson	Jan. 6, 2002 vs. Kentucky	13
Dominique Canty	Dec. 1, 1999 vs. South Ala.	13
Shalonda Enis	Dec. 30, 1995 vs. W. Kentucky	13
Yolanda Watkins	Feb. 13, 1994 vs. Kentucky	13
Yolanda Watkins	Dec. 5, 1992 vs. La. Tech	13
Stacey Franklin	Feb. 17, 1991 vs. Alabama State	13

#### MOST FREE THROWS MADE BY CLASS

Freshman: 14 - Shondra Johnson (March 12, 1999)

Sophomore: 13 - Yolanda Watkins (Feb. 13, 1994)

Junior: 14 - Daisha Simmons (Dec. 20, 2013)

Senior: 16 - Shondra Johnson (Dec. 2, 2001)

#### FREE THROWS ATTEMPTED

Name	Date/Opponent	FT
1. Shondra Johnson	Dec. 20, 2000 vs. Creighton	19
2. Shondra Johnson	Dec. 2, 2001 vs. Providence	18
Dominique Canty	Dec. 27, 1996 vs. Grambling	18
4. Daisha Simmons	Dec. 20, 2013 vs. Troy	17
Shondra Johnson	Nov. 24, 2000 vs. California	17
Linda Burgess	Dec. 17, 1992 vs. Austin Peay	17
Sandra Murray	Jan. 23, 1978 vs. Jacksonville St.	17
8. Ashley Williams	March 2, 2014 vs. LSU	16
Shondra Johnson	Feb. 7, 2002 vs. Mississippi State	16
Shondra Johnson	Feb. 3, 2002 vs. Arkansas	16
Shondra Johnson	Nov. 27, 1999 vs. Drake	16
Shondra Johnson	March 12, 1999 vs. Grambling	16
Dominique Canty	Feb. 1, 1998 vs. Tennessee	16
Yolanda Watkins	Feb. 13, 1994 vs. Kentucky	16

#### FREE THROW PERCENTAGE (min. 10 att.)

Name	Date/Opponent	Pct
1. Dominique Canty	Dec. 1, 1998 vs. South Ala.	1.000 (13-13)
Yolanda Watkins	Dec. 11, 1993 vs. La. Tech	1.000 (13-13)
Yolanda Watkins	Dec. 5, 1992 vs. La. Tech	1.000 (12-12)
Betsy Harris	Feb. 9, 1991 vs. Florida	1.000 (12-12)
Shondra Johnson	Jan. 27, 2000 vs. Kentucky	1.000 (10-10)
Camillia Crenshaw	Feb. 28, 1994 vs. Troy	1.000 (10-10)
Betsy Harris	Dec. 17, 1991 vs. Austin Peay	1.000 (10-10)
Lisa DePriest	Feb. 10, 1980 vs. LSU	1.000 (10-10)
9. Kaneisha Horn	Feb. 21, 2013 vs. Mississippi St.	.900 (9-10)
10. Daisha Simmons	Dec. 20, 2013 vs. Troy	.824 (14-17)

#### BEST FREE-THROW PERCENTAGE BY CLASS

Freshman: 1.000 (12-12) - Yolanda Watkins (Dec. 5, 1992)

1.000 (12-12) - Betsy Harris (Feb. 9, 1991)

Sophomore: 1.000 (13-13) - Yolanda Watkins (Dec. 11, 1993)

1.000 (10-10) - Betsy Harris (Dec. 17, 1991)

Junior: 1.000 (10-10) - Lisa DePriest (Feb. 10, 1980)

Senior: 1.000 (13-13) - Dominique Canty (Dec. 1, 1998)

1.000 (10-10) - Shondra Johnson (Jan. 27, 2000)

1.000 (10-10) - Camillia Crenshaw (Feb. 28, 1994)



# RECORDS & HISTORY

## 1,000 POINT CLUB



### DOMINIQUE CANTY (5-10 • GUARD/FORWARD • CHICAGO, ILL.) - 2,294 POINTS

YEAR	GP-GS	FG-FGA	PCT	3FG-FGA	PCT	FT-FTA	PCT	REB-AVG	A	B	S	PTS-AVG
1995-96	31-20	176-332	.530	0-7	.000	100-151	.662	210-6.8	75	15	55	452-14.6
1996-97	31-29	177-345	.513	0-5	.000	144-218	.661	226-7.3	90	13	52	498-16.1
1997-98	34-33	262-506	.518	5-24	.208	203-270	.752	241-7.1	164	16	43	732-21.5
1998-99	31-31	213-445	.479	5-16	.313	181-236	.767	232-7.5	130	9	70	612-19.8
<b>TOTAL</b>	<b>127-113</b>	<b>828-1,628</b>	<b>.509</b>	<b>10-52</b>	<b>.192</b>	<b>628-875</b>	<b>.718</b>	<b>909-7.2</b>	<b>459</b>	<b>53</b>	<b>220</b>	<b>2,294-18.1</b>



### NIESHA JOHNSON (5-9 • GUARD • CLINTON, MISS.) - 2,134 POINTS

YEAR	GP-GS	FG-FGA	PCT	3FG-FGA	PCT	FT-FTA	PCT	REB-AVG	A	B	S	PTS-AVG
1991-92	30-29	165-464	.356	76-231	.329	82-111	.739	212-7.1	151	6	86	488-16.3
1992-93	31-31	165-395	.418	61-173	.353	108-136	.794	167-5.4	226	13	95	499-16.1
1993-94	33-33	170-419	.406	53-160	.331	101-137	.737	181-5.5	237	15	93	494-15.0
1994-95	31-31	216-497	.435	75-200	.375	146-178	.820	185-6.0	186	13	76	653-21.1
<b>TOTAL</b>	<b>125-124</b>	<b>716-1,775</b>	<b>.403</b>	<b>265-764</b>	<b>.347</b>	<b>437-562</b>	<b>.778</b>	<b>745-6.0</b>	<b>800</b>	<b>47</b>	<b>350</b>	<b>2,134-17.1</b>



### CAROL SMITH (6-2 • CENTER • MILAN, TENN.) - 2,018 POINTS

YEAR	GP-GS	FG-FGA	PCT	3FG-FGA	PCT	FT-FTA	PCT	REB-AVG	A	B	S	PTS-AVG
1982-83	29-NA	191-349	.547	--	--	89-156	.571	267-9.2	23	33	39	471-16.2
1983-84	30-NA	217-393	.552	--	--	68-93	.731	222-7.4	33	14	53	502-16.7
1984-85	28-26	189-342	.553	--	--	103-161	.640	283-10.1	29	17	44	481-17.2
1985-86	29-28	231-414	.558	--	--	102-166	.614	304-10.5	29	18	43	564-19.4
<b>TOTAL</b>	<b>116-NA</b>	<b>828-1,498</b>	<b>.553</b>	<b>--</b>	<b>--</b>	<b>362-576</b>	<b>.628</b>	<b>1,076-9.3</b>	<b>114</b>	<b>82</b>	<b>179</b>	<b>2,018-17.4</b>



### YOLANDA WATKINS (6-2 • FORWARD/CENTER • DECATUR, ALA.) - 1,778 POINTS

YEAR	GP-GS	FG-FGA	PCT	3FG-FGA	PCT	FT-FTA	PCT	REB-AVG	A	B	S	PTS-AVG
1992-93	31-24	174-400	.435	1-18	.056	109-147	.741	270-8.7	17	40	44	458-14.8
1993-94	33-32	194-362	.536	1-3	.333	107-164	.652	322-9.8	27	68	48	496-15.0
1994-95	30-28	190-390	.487	14-27	.519	85-121	.702	277-9.2	21	40	28	479-16.0
1996-97	31-29	130-307	.423	9-40	.225	76-98	.776	227-7.3	22	39	23	345-11.1
<b>TOTAL</b>	<b>125-113</b>	<b>688-1,459</b>	<b>.472</b>	<b>25-88</b>	<b>.284</b>	<b>377-530</b>	<b>.711</b>	<b>1,096-8.8</b>	<b>87</b>	<b>187</b>	<b>143</b>	<b>1,778-14.2</b>



### TERRI HILLARD (5-10 • FORWARD • MEMPHIS, TENN.) - 1,630 POINTS

YEAR	GP-GS	FG-FGA	PCT	3FG-FGA	PCT	FT-FTA	PCT	REB-AVG	A	B	S	PTS-AVG
1980-81	33-5	150-330	.455	--	--	75-135	.556	187-5.7	35	29	42	375-11.4
1981-82	28-28	237-466	.509	--	--	95-165	.576	232-8.3	32	27	43	569-20.4
1982-83	29-29	171-394	.434	--	--	88-159	.553	260-9.0	47	21	30	430-15.0
1983-84	32-32	104-252	.413	--	--	48-86	.558	157-4.9	144	14	58	256-8.0
<b>TOTAL</b>	<b>122-94</b>	<b>662-1,442</b>	<b>.459</b>	<b>--</b>	<b>--</b>	<b>306-545</b>	<b>.561</b>	<b>836-6.9</b>	<b>258</b>	<b>91</b>	<b>173</b>	<b>1,630-13.4</b>



### TIERNEY JENKINS (6-0 • FORWARD • MT. JULIET, TENN.) - 1,535 POINTS

YEAR	GP-GS	FG-FGA	PCT	3FG-FGA	PCT	FT-FTA	PCT	REB-AVG	A	B	S	PTS-AVG
2007-08	30-26	140-310	.452	1-5	.200	73-110	.664	200-6.7	15	20	53	354-11.8
2008-09	30-9	124-284	.437	2-7	.286	83-118	.703	222-7.4	38	15	48	333-11.1
2009-10	29-21	128-266	.481	0-0	.000	81-120	.675	264-9.1	40	14	49	337-11.6
2010-11	33-33	200-476	.420	0-3	.000	111-154	.721	350-10.6	53	30	94	511-15.5
<b>TOTAL</b>	<b>122-89</b>	<b>592-1,336</b>	<b>.443</b>	<b>3-15</b>	<b>.200</b>	<b>348-502</b>	<b>.693</b>	<b>1,036-8.5</b>	<b>146</b>	<b>79</b>	<b>244</b>	<b>1,535-12.6</b>

## 1,000 POINT CLUB



**BETSY HARRIS (5-10 • GUARD • DECATUR, MISS.) - 1,522 POINTS**

YEAR	GP-GS	FG-FGA	PCT	3FG-FGA	PCT	FT-FTA	PCT	REB-AVG	A	B	S	PTS-AVG
1990-91	29-22	105-277	.379	43-109	.394	83-107	.776	16-0.6	54	2	35	336-11.6
1991-92	30-6	108-289	.374	49-148	.331	64-82	.780	76-2.5	43	0	37	329-11.0
1992-93	31-31	125-292	.428	89-208	.428	48-62	.774	109-3.5	40	2	44	387-12.5
1993-94	33-33	156-385	.405	91-264	.345	66-89	.742	98-3.0	50	3	29	470-14.2
<b>TOTAL</b>	<b>123-92</b>	<b>494-1,243</b>	<b>.397</b>	<b>273-729</b>	<b>.373</b>	<b>261-340</b>	<b>.768</b>	<b>299-2.4</b>	<b>187</b>	<b>7</b>	<b>145</b>	<b>1,522-12.4</b>



**SHONDRA JOHNSON (5-9 • GUARD • NEW ORLEANS, LA.) - 1,411 POINTS**

YEAR	GP-GS	FG-FGA	PCT	3FG-FGA	PCT	FT-FTA	PCT	REB-AVG	A	B	S	PTS-AVG
1998-99	31-12	80-158	.506	7-21	.333	94-125	.752	92-8.4	116	7	37	261-8.4
1999-00	27-25	114-224	.509	3-15	.200	113-169	.669	137-5.1	143	5	45	344-12.7
2000-01	27-25	106-224	.473	2-15	.133	147-205	.717	104-3.9	137	7	50	361-13.4
2001-02	30-30	130-256	.508	5-21	.238	180-243	.741	145-4.8	131	1	47	445-14.8
<b>TOTAL</b>	<b>115-92</b>	<b>430-862</b>	<b>.499</b>	<b>17-72</b>	<b>.236</b>	<b>534-742</b>	<b>.720</b>	<b>478-4.2</b>	<b>527</b>	<b>20</b>	<b>179</b>	<b>1,411-12.3</b>



**SHALONDA ENIS (6-1 • FORWARD/CENTER • CELESTE, TEXAS) - 1,309 POINTS**

YEAR	GP-GS	FG-FGA	PCT	3FG-FGA	PCT	FT-FTA	PCT	REB-AVG	A	B	S	PTS-AVG
1995-96	32-32	296-629	.471	29-89	.326	145-212	.684	305-9.5	60	35	66	766-23.9
1996-97	32-29	202-455	.444	33-93	.355	106-152	.697	284-8.9	79	21	47	543-17.0
<b>TOTAL</b>	<b>64-61</b>	<b>498-1,084</b>	<b>.459</b>	<b>62-182</b>	<b>.341</b>	<b>251-364</b>	<b>.690</b>	<b>589-9.2</b>	<b>139</b>	<b>56</b>	<b>113</b>	<b>1,309-20.5</b>



**LESLIE PAYNE (6-2 • CENTER • PENSACOLA, FLA.) - 1,286 POINTS**

YEAR	GP-GS	FG-FGA	PCT	3FG-FGA	PCT	FT-FTA	PCT	REB-AVG	A	B	S	PTS-AVG
1977-78	27-NA	132-267	.494	--	--	37-57	.649	184-6.8	12	0	0	301-11.1
1978-79	21-NA	80-160	.500	--	--	65-88	.739	180-8.6	11	17	13	225-10.7
1979-80	27-NA	144-312	.462	--	--	62-82	.756	209-7.7	41	43	25	350-13.0
1980-81	33-NA	161-326	.494	--	--	88-120	.733	236-7.2	36	50	28	410-12.4
<b>TOTAL</b>	<b>108-NA</b>	<b>517-1,065</b>	<b>.485</b>	<b>--</b>	<b>--</b>	<b>252-347</b>	<b>.726</b>	<b>809-7.5</b>	<b>100</b>	<b>110</b>	<b>66</b>	<b>1,286-11.9</b>



**CYNTHIA McDOUGLE (6-0 • FORWARD • WAYNESBORO, MISS.) - 1,261 POINTS**

YEAR	GP-GS	FG-FGA	PCT	3FG-FGA	PCT	FT-FTA	PCT	REB-AVG	A	B	S	PTS-AVG
1984-85	27-20	109-186	.586	--	--	32-51	.627	143-5.3	3	6	40	250-9.3
1985-86	29-25	110-211	.521	--	--	63-93	.677	166-5.7	4	1	12	283-9.7
1986-87	29-29	194-362	.536	--	--	79-116	.681	148-5.1	6	7	37	467-16.1
1988-89	28-28	120-275	.433	0-0	.000	21-35	.600	112-4.0	27	5	8	261-9.3
<b>TOTAL</b>	<b>113-102</b>	<b>533-1,034</b>	<b>.515</b>	<b>0-0</b>	<b>.000</b>	<b>195-295</b>	<b>.661</b>	<b>569-5.0</b>	<b>40</b>	<b>19</b>	<b>97</b>	<b>1,261-11.2</b>



**LAURA VAUGHN (6-1 • FORWARD • KINGSPORT, TENN.) - 1,260 POINTS**

YEAR	GP-GS	FG-FGA	PCT	3FG-FGA	PCT	FT-FTA	PCT	REB-AVG	A	B	S	PTS-AVG
1987-88	28-12	158-399	.396	0-3	.000	48-64	.750	170-6.1	12	11	33	364-13.0
1988-89	28-13	114-265	.430	8-29	.276	25-37	.676	129-4.6	36	8	24	261-9.3
1989-90	28-15	113-304	.372	37-114	.325	37-54	.685	172-6.1	20	10	22	300-10.7
1990-91	29-15	133-305	.436	17-70	.243	52-72	.722	193-6.7	64	9	28	335-11.6
<b>TOTAL</b>	<b>113-55</b>	<b>518-1,273</b>	<b>.407</b>	<b>62-216</b>	<b>.287</b>	<b>162-227</b>	<b>.714</b>	<b>664-5.9</b>	<b>132</b>	<b>38</b>	<b>107</b>	<b>1,260-11.2</b>

# RECORDS & HISTORY

## 1,000 POINT CLUB



### BETH VICE (5-11 • GUARD • MT. STERLING, KY.) - 1,211 POINTS

YEAR	GP-GS	FG-FGA	PCT	3FG-FGA	PCT	FT-FTA	PCT	REB-AVG	A	B	S	PTS-AVG
1998-99	26-0	61-175	.349	42-121	.347	14-15	.933	53-2.0	32	4	21	178-6.8
2000-01	30-11	104-279	.373	70-201	.348	35-46	.761	79-2.6	55	1	26	313-10.4
2001-02	31-31	127-302	.421	86-198	.434	31-35	.886	126-4.1	80	4	40	371-12.0
2002-03	28-19	114-292	.390	72-199	.362	49-62	.790	113-4.0	68	12	23	349-12.5
<b>TOTAL</b>	<b>115-61</b>	<b>406-1048</b>	<b>.387</b>	<b>270-719</b>	<b>.376</b>	<b>129-158</b>	<b>.816</b>	<b>371-3.2</b>	<b>235</b>	<b>21</b>	<b>110</b>	<b>1,211-10.5</b>



### NAVONDA MOORE (5-10 • GUARD/FORWARD • JACKSON, MISS.) - 1,185 POINTS

YEAR	GP-GS	FG-FGA	PCT	3FG-FGA	PCT	FT-FTA	PCT	REB-AVG	A	B	S	PTS-AVG
2003-04	23-3	81-191	.424	7-30	.233	46-64	.719	83-3.6	29	2	42	215-9.3
2004-05	29-12	80-198	.404	17-44	.386	60-86	.698	112-3.9	20	5	23	237-8.2
2005-06	27-19	114-289	.394	24-85	.282	86-123	.699	129-4.8	51	10	49	338-12.5
2006-07	29-26	143-357	.401	37-129	.287	72-96	.750	119-4.1	49	12	61	395-13.6
<b>TOTAL</b>	<b>108-60</b>	<b>418-1,035</b>	<b>.404</b>	<b>85-288</b>	<b>.295</b>	<b>264-369</b>	<b>.715</b>	<b>443-4.1</b>	<b>149</b>	<b>29</b>	<b>175</b>	<b>1,185-11.0</b>



### MONIQUE BIVENS (5-9 • GUARD • ALABASTER, ALA.) - 1,174 POINTS

YEAR	GP-GS	FG-FGA	PCT	3FG-FGA	PCT	FT-FTA	PCT	REB-AVG	A	B	S	PTS-AVG
2001-02	31-0	70-150	.467	27-56	.482	23-37	.622	92-3.0	13	6	15	190-6.1
2002-03	28-18	80-227	.352	53-138	.384	19-30	.633	87-3.1	17	5	17	232-8.3
2003-04	28-13	143-372	.384	55-183	.301	61-80	.763	136-4.9	21	3	25	402-14.4
2004-05	29-23	122-326	.374	58-171	.339	48-68	.706	109-3.8	28	5	22	350-12.1
<b>TOTAL</b>	<b>116-54</b>	<b>415-1,075</b>	<b>.386</b>	<b>193-548</b>	<b>.352</b>	<b>151-215</b>	<b>.702</b>	<b>424-3.7</b>	<b>79</b>	<b>19</b>	<b>79</b>	<b>1,174-10.1</b>



### ERICKA RUSSELL (5-7 • GUARD • TUSCALOOSA, ALA.) - 1,170 POINTS

YEAR	GP-GS	FG-FGA	PCT	3FG-FGA	PCT	FT-FTA	PCT	REB-AVG	A	B	S	PTS-AVG
2008-09	30-25	106-312	.340	57-204	.279	35-47	.745	75-2.5	32	5	30	304-10.1
2009-10	27-21	112-322	.348	46-183	.251	38-55	.691	83-3.1	38	6	33	308-11.4
2010-11	33-33	130-338	.385	75-105	.366	42-59	.712	82-2.5	53	10	53	377-11.4
2011-12	19-19	66-198	.333	34-117	.291	15-22	.682	40-2.1	19	0	26	181-9.5
<b>TOTAL</b>	<b>109-98</b>	<b>414-1,170</b>	<b>.354</b>	<b>212-609</b>	<b>.348</b>	<b>130-183</b>	<b>.710</b>	<b>280-2.6</b>	<b>142</b>	<b>21</b>	<b>142</b>	<b>1,170-10.7</b>



### GLENDA BOSS (5-10 • GUARD • TENNILLE, GA.) - 1,168 POINTS

YEAR	GP-GS	FG-FGA	PCT	3FG-FGA	PCT	FT-FTA	PCT	REB-AVG	A	B	S	PTS-AVG
1977-78	28-NA	130-263	.494	--	--	40-68	.588	189-6.8	21	0	0	300-10.7
1978-79	17-NA	84-166	.506	--	--	53-77	.688	112-6.6	2	2	10	221-13.0
1979-80	20-NA	111-234	.474	--	--	46-61	.754	138-6.9	18	3	24	268-13.4
1980-81	32-27	164-355	.462	--	--	51-73	.699	171-5.3	19	3	36	379-11.8
<b>TOTAL</b>	<b>97-NA</b>	<b>489-1018</b>	<b>.480</b>	<b>--</b>	<b>--</b>	<b>190-279</b>	<b>.681</b>	<b>610-6.3</b>	<b>60</b>	<b>8</b>	<b>70</b>	<b>1,168-12.0</b>



### CASSANDRA CRUMPTON (5-11 • GUARD • ORRVILLE, ALA.) - 1,091 POINTS

YEAR	GP-GS	FG-FGA	PCT	3FG-FGA	PCT	FT-FTA	PCT	REB-AVG	A	B	S	PTS-AVG
1982-83	29-29	227-510	.455	--	--	78-91	.857	211-7.3	74	6	60	532-18.3
1983-84	32-31	256-515	.497	--	--	47-66	.712	185-5.8	62	5	82	559-17.5
<b>TOTAL</b>	<b>61-60</b>	<b>483-1,025</b>	<b>.471</b>	<b>--</b>	<b>--</b>	<b>125-157</b>	<b>.796</b>	<b>396-6.5</b>	<b>136</b>	<b>11</b>	<b>142</b>	<b>1,091-17.9</b>

RECORDS & HISTORY

1,000 POINT CLUB



LINDA BURGESS (6-1 • FORWARD • MADISON, ALA.) - 1,069 POINTS

YEAR	GP-GS	FG-FGA	PCT	3FG-FGA	PCT	FT-FTA	PCT	REB-AVG	A	B	S	PTS-AVG
1990-91	29-28	186-358	.520	0-0	.000	87-134	.649	228-7.9	29	21	45	459-15.8
1991-92	30-29	252-444	.568	0-0	.000	106-167	.635	247-8.2	14	26	47	610-20.3
<b>TOTAL</b>	<b>59-57</b>	<b>438-802</b>	<b>.546</b>	<b>0-0</b>	<b>.000</b>	<b>193-301</b>	<b>.641</b>	<b>475-8.1</b>	<b>43</b>	<b>47</b>	<b>92</b>	<b>1,069-18.1</b>



TRACEY RUTLEDGE (5-6 • GUARD • HULL, GA.) - 1,069 POINTS

YEAR	GP-GS	FG-FGA	PCT	3FG-FGA	PCT	FT-FTA	PCT	REB-AVG	A	B	S	PTS-AVG
1985-86	29-10	97-238	.408	--	--	21-32	.656	63-2.2	68	7	29	215-7.4
1986-87	28-23	184-428	.430	--	--	79-102	.775	69-2.5	91	8	53	447-16.0
1987-88	28-28	149-376	.395	33-105	.314	76-104	.724	83-3.0	109	8	49	407-14.5
<b>TOTAL</b>	<b>85-63</b>	<b>430-1,042</b>	<b>.413</b>	<b>33-105</b>	<b>.314</b>	<b>176-238</b>	<b>.739</b>	<b>215-2.5</b>	<b>269</b>	<b>23</b>	<b>131</b>	<b>1,069-12.6</b>




LANISHA CARTWELL (6-2 • CENTER • MONTEVALLO, ALA.) - 1,066 POINTS

YEAR	GP-GS	FG-FGA	PCT	3FG-FGA	PCT	FT-FTA	PCT	REB-AVG	A	B	S	PTS-AVG
1998-99	30-0	40-84	.476	0-0	.000	22-38	.579	48-1.6	6	17	7	102-3.4
1999-00	29-22	97-186	.522	0-0	.000	51-82	.622	139-4.8	7	18	17	245-8.4
2000-01	31-28	142-276	.514	0-0	.000	73-99	.737	189-6.1	19	24	6	357-11.5
2001-02	31-30	140-264	.530	0-0	.000	82-117	.701	154-5.0	11	16	11	362-11.7
<b>TOTAL</b>	<b>121-80</b>	<b>419-810</b>	<b>.517</b>	<b>0-0</b>	<b>.000</b>	<b>228-336</b>	<b>.679</b>	<b>530-4.4</b>	<b>43</b>	<b>75</b>	<b>41</b>	<b>1,066-8.8</b>



HANNAH COOK (6-0 • GUARD • OZARK, MO.) - 1,066 POINTS

YEAR	GP-GS	FG-FGA	PCT	3FG-FGA	PCT	FT-FTA	PCT	REB-AVG	A	B	S	PTS-AVG
2014-15	32-25	93-285	.326	51-171	.298	44-71	.620	105-3.3	43	7	38	281-8.8
2015-16	31-31	117-310	.377	70-192	.365	68-93	.731	180-5.8	35	3	54	372-12.0
2016-17	36-36	136-364	.374	83-237	.350	58-73	.795	177-4.9	61	2	45	413-11.5
<b>TOTAL</b>	<b>99-92</b>	<b>346-959</b>	<b>.361</b>	<b>204-600</b>	<b>.340</b>	<b>170-237</b>	<b>.717</b>	<b>462-4.7</b>	<b>139</b>	<b>12</b>	<b>137</b>	<b>1,066-10.8</b>



ASHLEY WILLIAMS (6-0 • FORWARD • COVINGTON, GA.) - 1,065 POINTS

YEAR	GP-GS	FG-FGA	PCT	3FG-FGA	PCT	FT-FTA	PCT	REB-AVG	A	B	S	PTS-AVG
2013-14	30-23	133-268	.496	0-0	.000	107-182	.588	198-6.6	13	6	16	373-12.4
2014-15	31-31	162-296	.547	0-0	.000	101-199	.508	189-6.1	15	7	36	425-13.7
2016-17	36-32	88-205	.429	0-0	.000	91-145	.628	235-6.5	30	5	19	267-7.4
<b>TOTAL</b>	<b>97-86</b>	<b>383-769</b>	<b>.498</b>	<b>0-0</b>	<b>.000</b>	<b>299-526</b>	<b>.568</b>	<b>622-6.4</b>	<b>58</b>	<b>18</b>	<b>71</b>	<b>1065-11.0</b>



SHAFONTAYE MYERS (5-8 • GUARD • NEWBERN, ALA.) - 1,030 POINTS

YEAR	GP-GS	FG-FGA	PCT	3FG-FGA	PCT	FT-FTA	PCT	REB-AVG	A	B	S	PTS-AVG
2010-11	25-0	39-120	.325	21-85	.247	17-24	.708	28-1.1	17	0	11	116-4.6
2011-12	27-2	56-196	.286	26-109	.239	17-26	.654	77-2.9	34	0	46	155-5.7
2012-13	31-13	116-378	.308	80-287	.279	21-29	.724	74-2.4	21	4	41	333-10.7
2013-14	29-22	148-384	.385	84-212	.396	46-65	.708	113-3.9	29	3	43	426-14.7
<b>TOTAL</b>	<b>112-37</b>	<b>359-1078</b>	<b>.333</b>	<b>211-693</b>	<b>.304</b>	<b>101-144</b>	<b>.701</b>	<b>292-2.6</b>	<b>101</b>	<b>7</b>	<b>141</b>	<b>1,030-9.2</b>

# RECORDS & HISTORY

## 1,000 POINT CLUB



### BRITTNEY EZELL (5-5 • GUARD • FRANKLIN, TENN.) - 1,024 POINTS

YEAR	GP-GS	FG-FGA	PCT	3FG-FGA	PCT	FT-FTA	PCT	REB-AVG	A	B	S	PTS-AVG
1994-95	31-26	58-182	.319	35-121	.289	59-86	.686	97-3.1	77	3	23	210-6.8
1995-96	32-31	81-249	.325	53-170	.312	46-77	.597	84-2.6	180	0	46	261-8.2
1996-97	31-30	50-188	.266	43-144	.299	37-50	.750	66-2.2	143	1	41	180-5.8
1997-98	34-34	109-294	.371	70-207	.338	85-128	.664	106-3.1	220	2	56	373-11.0
<b>TOTAL</b>	<b>128-120</b>	<b>298-913</b>	<b>.326</b>	<b>201-642</b>	<b>.313</b>	<b>227-341</b>	<b>.666</b>	<b>353-2.8</b>	<b>620</b>	<b>6</b>	<b>166</b>	<b>1,024-8.0</b>



### LAURA HEARD (5-9 • FORWARD • ELBERTON, GA.) - 1,015 POINTS

YEAR	GP-GS	FG-FGA	PCT	3FG-FGA	PCT	FT-FTA	PCT	REB-AVG	A	B	S	PTS-AVG
1986-87	27-0	51-91	.560	--	--	36-56	.642	105-3.8	5	1	20	138-5.1
1987-88	28-27	121-212	.571	0-0	.000	65-91	.714	198-7.1	14	5	31	307-11.0
1988-89	27-24	127-239	.531	0-0	.000	70-99	.707	270-10.0	5	3	23	324-12.0
1989-90	20-20	103-208	.495	0-0	.000	40-60	.667	149-7.5	10	16	15	246-12.3
<b>TOTAL</b>	<b>102-71</b>	<b>402-750</b>	<b>.536</b>	<b>0-0</b>	<b>.000</b>	<b>211-306</b>	<b>.690</b>	<b>722-7.1</b>	<b>34</b>	<b>25</b>	<b>89</b>	<b>1,015-10.0</b>

## REBOUND RECORDS

### REBOUNDS, GAME

1.	27	Tierney Jenkins	Nov. 21, 2009 at Belmont
2.	24	Leslie Payne	Feb. 23, 1979 vs. UAB
3.	22	Carol Smith	Jan. 6, 1986 vs. UAB
4.	21	Michelle Smith	Feb. 13, 1990 vs. Mississippi State
	21	Laura Heard	Jan. 30, 1989 vs. Florida State
6.	20	Carol Smith	Dec. 1, 1982 vs. Memphis
7.	19	Monique Bivins	Dec. 5, 2004 vs. UT-San Antonio
	19	Carol Smith	Feb. 5, 1986 vs. Georgia
9.	18	Erin Hogue	Nov. 26, 2011 vs. Louisiana Tech
	18	Michelle Smith	Jan. 23, 1991 vs. Tuskegee
	18	Laura Heard	Feb. 17, 1989 vs. Kentucky
	18	Carol Smith	Dec. 1, 1984 vs. Mississippi College
	18	Carol Smith	Jan. 7, 1984 vs. Georgia State

### REBOUNDS, SEASON

1.	350	Tierney Jenkins	2010-11
2.	320	Yolanda Watkins	1993-94
3.	309	Carol Smith	1985-86
4.	305	Shalonda Enis	1995-96
5.	291	Sandra Murray	1977-78
6.	284	Shalonda Enis	1996-97
7.	278	Carol Smith	1984-85
8.	270	Laura Heard	1988-89
9.	267	Yolanda Watkins	1992-93
10.	264	Tierney Jenkins	2009-10
	264	Sylvia Akers	1981-82
12.	262	Justina Smith	1983-84
13.	253	LaToya Caudle	1998-99
14.	250	Carol Smith	1982-83
15.	247	Linda Burgess	1991-92
	247	Terri Hillard	1982-83

### YEAR-BY-YEAR REBOUNDING LEADERS

1974-75	Julie Ellis	9.7
1975-76	Mary Hudgins	9.9
1976-77	Mary Hudgins	8.2
1977-78	Sandra Murray	9.4
1978-79	Leslie Payne	8.6
1979-80	Leslie Payne	7.7
1980-81	Leslie Payne	7.2
1981-82	Sylvia Akers	9.4
1982-83	Carol Smith	9.2
1983-84	Justina Smith	9.2
1984-85	Carol Smith	10.1
1985-86	Carol Smith	10.5
1986-87	Cynthia McDougle	5.1
1987-88	Laura Heard	5.1
1988-89	Laura Heard	7.1
1989-90	Laura Heard	10.0
1990-91	Linda Burgess	7.9
1991-92	Linda Burgess	8.2
1992-93	Yolanda Watkins	8.7
1993-94	Yolanda Watkins	9.8
1994-95	Yolanda Watkins	9.2
1995-96	Shalonda Enis	9.5
1996-97	Shalonda Enis	8.9
1997-98	Dominique Canty	7.1

1997-98	Tausha Mills	7.1
1998-99	LaToya Caudle	8.2
1999-00	Joni Crenshaw	5.6
2000-01	LaNisha Cartwell	6.1
2001-02	LaNisha Cartwell	5.0
2002-03	Jamilah Jones	7.8
2003-04	Dee Merriweather	7.6
2004-05	Dee Merriweather	6.8
2005-06	Dee Merriweather	8.4
2006-07	Talisha Chandler	6.6
2007-08	Talisha Chandler	7.3
2008-09	Tierney Jenkins	7.4
2009-10	Tierney Jenkins	9.1
2010-11	Tierney Jenkins	10.6
2011-12	Meghan Perkins	5.4
2012-13	Kaneisha Horn	5.4
2013-14	Ashley Williams	6.6
2014-15	Ashley Williams	6.1
2015-16	Nikki Hegstetter	6.2
2016-17	Ashley Williams	6.5

### REBOUNDS PER GAME, SEASON

1.	10.5	Carol Smith	1985-86
2.	10.6	Tierney Jenkins	2010-11
3.	10.1	Carol Smith	1984-85
4.	10.0	Laura Heard	1989-90
5.	9.9	Mary Hudgins	1975-76
6.	9.8	Yolanda Watkins	1993-94
7.	9.7	Julie Ellis	1974-75
8.	9.5	Shalonda Enis	1995-96
9.	9.4	Sylvia Akers	1981-82
	9.4	Sandra Murray	1977-78

### REBOUNDS PER GAME, CAREER

1.	9.3	Carol Smith	1982-86
2.	9.2	Shalonda Enis	1995-97
3.	8.7	Yolanda Watkins	1992-97
4.	8.5	Tierney Jenkins	2008-11
5.	8.2	Justina Smith	1983-84
6.	8.1	Linda Burgess	1990-92
7.	7.2	Dominique Canty	1995-99
	7.2	Leslie Payne	1977-81
9.	7.0	Laura Heard	1986-90
10.	6.9	Terri Hillard	1980-84

### REBOUNDS, CAREER

1.	1,096	Yolanda Watkins	1992-97
2.	1,076	Carol Smith	1982-86
3.	1,036	Tierney Jenkins	2008-11
4.	909	Dominique Canty	1995-99
5.	823	Terri Hillard	1980-84
6.	809	Leslie Payne	1977-81
7.	757	Dee Merriweather	2002-06
8.	741	Niesa Johnson	1991-95
9.	664	Laura Vaughn	1987-91
10.	622	Ashley Williams	2013-Present

# RECORDS & HISTORY

## ASSIST RECORDS

### ASSISTS, GAME

1.	16	Shelly Pyles	Feb. 12, 1986 vs. Kentucky
2.	15	Niesa Johnson	March 5, 1994 vs. Ole Miss
3.	14	Niesa Johnson	March 18, 1995 vs. Duke
	14	Niesa Johnson	Jan. 18, 1993 vs. South Alabama
5.	13	Daleisha Carn	Dec. 3, 2008 vs. Sam Houston State
	13	Brittney Ezell	Jan. 18, 1998 vs. Mississippi State
	13	Brittney Ezell	Dec. 18, 1997 vs. UCLA
	13	Brittney Ezell	Feb. 3, 1996 vs. LSU
	13	Niesa Johnson	Feb. 6, 1993 vs. Mississippi State
	13	Niesa Johnson	Dec. 29, 1992 vs. Georgia Tech
	13	Amy Lannom	Feb. 9, 1991 vs. Florida

### ASSISTS, SEASON

1.	237	Niesa Johnson	1993-94
2.	226	Niesa Johnson	1992-93
3.	220	Brittney Ezell	1997-98
4.	186	Niesa Johnson	1994-95
5.	180	Dominique Canty	1995-96
6.	165	Shelly Pyles	1986-87
7.	164	Dominique Canty	1997-98
8.	154	Jordan Lewis	2016-17
9.	151	Niesa Johnson	1991-92
10.	145	Mary Beasley	1980-81

### YEAR-BY-YEAR ASSIST LEADERS

1974-75	Leila Jones	3.9
1976-77	Mary Hudgins	3.2
1977-78	Beverly White	2.6
1978-79	Sandra Murray	1.5
1979-80	Susan Cunningham	3.2
1980-81	Mary Beasley	4.4
1981-82	Donna Conaway	2.9
	Kristie Snyder	2.9
1982-83	Lisa Leonard	2.6
1983-84	Terri Hillard	4.5
1984-85	Sandra Rushing	3.9
1985-86	Sandra Rushing	5.2
1986-87	Shelly Pyles	5.8
1987-88	Shelly Pyles	4.9
1988-89	Amy Lannom	4.1
1989-90	Amy Lannom	3.2
1990-91	Amy Lannom	4.4
1991-92	Niesa Johnson	5.0
1992-93	Niesa Johnson	7.3
1993-94	Niesa Johnson	7.2
1994-95	Niesa Johnson	6.0
1995-96	Brittney Ezell	5.6
1996-97	Brittney Ezell	4.6
1997-98	Brittney Ezell	6.5
1998-99	Dominique Canty	4.2
1999-00	Shondra Johnson	5.3
2000-01	Shondra Johnson	5.1
2001-02	Shondra Johnson	4.4
2002-03	Manisha Redus	4.7
2003-04	Manisha Redus	3.4
2004-05	Kate Mastin	2.5
2005-06	Leah Drury	2.4

2006-07	Nikki Davis	3.1
2007-08	Dedrea Magee	3.3
2008-09	Dedrea Magee	4.1
2009-10	Dedrea Magee	3.8
2010-11	LaToya King	2.8
2011-12	Khristin Lee	2.7
2012-13	Daisha Simmons	3.8
2013-14	Daisha Simmons	4.3
2014-15	Karyla Middlebrook	3.2
2015-16	Karyla Middlebrook	2.7
2016-17	Jordan Lewis	4.3

### ASSISTS, CAREER

1.	800	Niesa Johnson	1991-95
2.	620	Brittney Ezell	1994-99
3.	525	Shondra Johnson	1999-02
4.	505	Shelly Pyles	1984-88
5.	459	Dominique Canty	1995-99
6.	441	Amy Lannom	1988-92
7.	368	Sandra Rushing	1982-86
8.	351	Dedrea Magee	2007-10
9.	280	Madonna Thompson	1991-95
10.	268	Tracey Rutledge	1985-88

### ASSISTS PER GAME, SEASON

1.	7.3	Niesa Johnson	1992-93
2.	7.2	Niesa Johnson	1993-94
3.	6.5	Brittney Ezell	1997-98
4.	6.0	Niesa Johnson	1994-95
5.	5.8	Shelly Pyles	1986-87
6.	5.6	Brittney Ezell	1995-96
7.	5.3	Shondra Johnson	1999-00
8.	5.2	Sandra Rushing	1985-86
9.	5.1	Shondra Johnson	2000-01
10.	5.0	Niesa Johnson	1991-92

### ASSISTS PER GAME, CAREER

1.	6.4	Niesa Johnson	1991-95
2.	4.8	Brittney Ezell	1994-99
3.	4.6	Shondra Johnson	1998-02
4.	4.4	Mary Beasley	1980-81
5.	4.3	Shelly Pyles	1984-88
6.	4.0	Daisha Simmons	2012-14
6.	3.9	Amy Lannom	1988-92
7.	3.8	Hazel Hall	1980-81
8.	3.6	Dominique Canty	1995-99
9.	3.4	Sandra Rushing	1982-86

## STEALS, BLOCKS, GAMES RECORDS

### STEALS, GAME

1.	9	Tierney Jenkins	Feb. 13, 2011 vs. Florida
	9	Dominique Canty	Feb. 21, 1999 vs. Vanderbilt
	9	Niesa Johnson	Feb. 20, 1993 vs. Arkansas
4.	8	LaToya King	Dec. 28, 2010 at Southern Miss
	8	Yolanda Watkins	Jan. 30, 1994 vs. LSU
	8	Niesa Johnson	Feb. 28, 1993 vs. Georgia
	8	Tina Moore	Feb. 8, 1988 vs. Middle Tennessee State
8.	7	Shaquera Wade	Nov. 27, 2016 vs. Alabama A&M
	7	Daisha Simmons	Nov. 17, 2012 vs. Arkansas-Pine Bluff
	7	Marverly Nettles	Nov. 22, 2004 vs. Middle Tennessee State
	7	Beth Vice	Dec. 29, 2001 vs. Middle Tennessee State
	7	Niesa Johnson	Jan. 18, 1994 vs. Mercer
	7	Shalonda Enis	Nov. 25, 1993 vs. Maine
	7	Stacey Franklin	Feb. 6, 1992 vs. Alabama State
	7	Niesa Johnson	Feb. 1, 1992 vs. Kentucky
	7	Melissa Del-Valle	Nov. 29, 1991 vs. La. Monroe
	7	Tina Moore	Feb. 26, 1988 vs. Alabama State
	7	Shelly Pyles	Dec. 6, 1986 vs. Stephen F. Austin
	7	Shelly Pyles	Nov. 28, 1986 vs. Florida A&M
	7	Cynthia McDougle	Dec. 16, 1984 vs. Portland
	7	Shelly Pyles	Dec. 3, 1984 vs. West Florida
	7	Audrey Gavin	Feb. 4, 1984 vs. Delta State
	7	Terri Hillard	Jan. 4, 1984 vs. Auburn
	7	Cassandra Crumpton	Dec. 18, 1983 vs. Louisville

### STEALS, SEASON

1.	95	Niesa Johnson	1992-93
2.	94	Tierney Jenkins	2010-11
3.	93	Niesa Johnson	1993-94
4.	89	Shelly Pyles	1986-87
5.	86	Niesa Johnson	1991-92
6.	82	Cassandra Crumpton	1983-84
7.	80	Tina Moore	1987-88
8.	76	Niesa Johnson	1994-95
9.	71	Shelly Pyles	1986-87
10.	70	Dominique Canty	1998-99

### STEALS, CAREER

1.	350	Niesa Johnson	1991-95
2.	251	Shelly Pyles	1984-88
3.	244	Tierney Jenkins	2008-11
4.	219	Dominique Canty	1995-99
5.	182	Madonna Thompson	1992-95
6.	176	Shondra Johnson	1999-02
7.	175	Navonda Moore	2003-07
8.	172	Carol Smith	1982-86
9.	171	Amy Lannom	1988-92
	171	Terri Hillard	1980-84

### BLOCKS, GAME

1.	9	Terri Hillard	March 5, 1981 vs. Mississippi College
2.	7	Yolanda Watkins	Feb. 20, 1993 vs. Arkansas
3.	6	Ashley Knight	March 2, 2017 vs. Tennessee
	6	Ashley Knight	Dec. 19, 2016 vs. McNeese State
	6	Diamante Martinez	Nov. 13, 2015 vs. Alabama A&M
	6	Yolanda Watkins	Dec. 4, 1994 vs. Tenn. State
	6	Yolanda Watkins	March 26, 1994 vs. Penn State
	6	Yolanda Watkins	Jan. 30, 1994 vs. LSU
	6	Yolanda Watkins	Jan. 12, 1994 vs. Troy

### BLOCKS, SEASON

1.	90	Ashley Knight	2016-17
2.	68	Yolanda Watkins	1993-94
3.	61	Tausha Mills	1997-98
4.	52	Dee Merriweather	2004-05
5.	50	Leslie Payne	1980-81
6.	49	Dee Merriweather	2005-06
7.	48	Leslie Payne	1980-81

8.	41	Quanetria Bolton	2015-16
9.	40	Yolanda Watkins	1994-95
	40	Yolanda Watkins	1992-93

### BLOCKS, CAREER

1.	187	Yolanda Watkins	1992-97
2.	138	Dee Merriweather	2002-06
3.	125	Leslie Payne	1977-81
4.	103	Joni Crenshaw	1998-01
5.	99	Quanetria Bolton	2014-Present
6.	98	Terri Hillard	1980-84
7.	91	Nikki Hegstetter	2012-16
8.	90	Ashley Knight	2016-Present
9.	82	Tausha Mills	1996-99
10.	81	DeeDee Davis	1983-87

### GAMES PLAYED, SEASON

1.	36	Hannah Cook	2016-17
	36	Ashley Knight	2016-17
	36	Coco Knight	2016-17
	36	Meoshonti Knight	2016-17
	36	Jordan Lewis	2016-17
	36	Shaquera Wade	2016-17
	36	Ashley Williams	2016-17
8.	35	Quanetria Bolton	2016-17
	35	Alana da Silva	2016-17
10.	34	Leah Goss	1997-98
	34	Dominique Canty	1997-98
	34	Brittney Ezell	1997-98
	34	Tausha Mills	1997-98
	34	LaToya Caudle	1997-98

### GAMES STARTED, SEASON

1.	36	Hannah Cook	2016-17
	36	Jordan Lewis	2016-17
2.	33	Tierney Jenkins	2010-11
	33	Ericka Russell	2010-11
	33	Betsy Harris	1993-94
	33	Leslie Payne	1980-81
6.	32	Shaquera Wade	2016-17
	32	Ashley Williams	2016-17
	32	Nikki Hegstetter	2014-15
	32	Karyla Middlebrook	2014-15
	32	Niesa Johnson	1993-94
	32	Mary Beasley	1980-81

### GAMES PLAYED, CAREER

1.	129	Leah Goss	1993-98
2.	128	Brittney Ezell	1994-99
3.	127	Dominique Canty	1995-99
4.	125	Yolanda Watkins	1992-97
	125	Niesa Johnson	1991-95
6.	123	Latrish Jones	1995-99
	123	Madonna Thompson	1991-95
	123	Betsy Harris	1990-94
9.	122	Nikki Hegstetter	2012-16
	122	Tierney Jenkins	2008-11

### GAMES STARTED, CAREER

1.	124	Leah Goss	1993-98
2.	121	Niesa Johnson	1991-95
3.	114	Brittney Ezell	1994-99
4.	113	Yolanda Watkins	1992-97
5.	108	Dominique Canty	1995-99
6.	99	Nikki Hegstetter	2012-16
	99	Cynthia McDougle	1984-89
8.	93	Betsy Harris	1990-94
9.	92	Hannah Cook	2014-Present
	92	Madonna Thompson	1991-95



# RECORDS & HISTORY

## CRIMSON TIDE VICTORIES VS. AP TOP 25

Opponent - Result	Date	Location
Alabama 82 - No. 18 Mississippi College 79	Jan. 28, 1977	Tuscaloosa, Ala.
Alabama 66 - No. 20 Kentucky 62	Jan. 20, 1978	Lexington, Ky.
Alabama 72 - No. 18 Memphis State 69	Feb. 19, 1979	Tuscaloosa, Ala.
Alabama 77 - No. 3 Tennessee 71	Jan. 3, 1981	Baton Rouge, La.
No. 18 Alabama 80 - No. 14 N.C. State 72	Dec. 4, 1983	Chapel Hill, N.C.
No. 16 Alabama 78 - No. 20 Kentucky 49	Dec. 20, 1983	Lexington, Ky.
No. 17 Alabama 65 - No. 14 Auburn 56	Jan. 5, 1984	Auburn, Ala.
Alabama 64 - No. 13 Auburn 60	Feb. 9, 1984	Tuscaloosa, Ala.
No. 20 Alabama 80 - No. 6 Ole Miss 65	Feb. 20, 1984	Tuscaloosa, Ala.
No. 17 Alabama 85 - No. 10 Tennessee 66	March 3, 1984 <sup>1</sup>	Athens, Ga.
Alabama 84 - No. 9 Auburn 67	Feb. 18, 1985	Tuscaloosa, Ala.
Alabama 67 - No. 16 LSU 66	Jan. 20, 1990	Tuscaloosa, Ala.
Alabama 71 - No. 11 Auburn 68	Feb. 21, 1990	Tuscaloosa, Ala.
Alabama 93 - No. 16 Houston 80	Dec. 20, 1991	Tuscaloosa, Ala.
Alabama 80 - No. 18 LSU 72	Jan. 18, 1992	Tuscaloosa, Ala.
Alabama 103 - No. 23 Georgia Tech 101 <sup>OT</sup>	Dec. 29, 1992	Philadelphia, Pa.
No. 16 Alabama 99 - No. 5 Louisiana Tech 77	Dec. 11, 1993	Tuscaloosa, Ala.
No. 11 Alabama 70 - No. 25 Georgia 57	Jan. 5, 1994	Tuscaloosa, Ala.
No. 17 Alabama 84 - No. 22 Auburn 71	Feb. 16, 1994	Tuscaloosa, Ala.
No. 16 Alabama 76 - No. 24 Ole Miss 64	Feb. 26, 1994	Oxford, Miss.
No. 16 Alabama 86 - No. 24 Ole Miss 84 <sup>OT</sup>	March 4, 1994 <sup>1</sup>	Chattanooga, Tenn.
No. 10 Alabama 71 - No. 6 Vanderbilt 63	Jan. 8, 1995	Tuscaloosa, Ala.
No. 18 Alabama 84 - No. 15 Ole Miss 78	Feb. 27, 1995	Tuscaloosa, Ala.
No. 19 Alabama 92 - No. 8 Arkansas 85 <sup>OT</sup>	Jan. 4, 1996	Fayetteville, Ark.
No. 18 Alabama 69 - No. 25 Auburn 67	Jan. 24, 1996	Tuscaloosa, Ala.
No. 12 Alabama 73 - No. 17 Florida 54	Feb. 17, 1996	Tuscaloosa, Ala.
No. 13 Alabama 65 - No. 16 Auburn 59	March 2, 1996 <sup>1</sup>	Chattanooga, Tenn.
No. 10 Alabama 88 - No. 23 N.C. State 68	March 17, 1996 <sup>2</sup>	Tuscaloosa, Ala.
No. 7 Alabama 68 - No. 9 Penn State 47	Dec. 19, 1996	Myrtle Beach, S.C.
No. 7 Alabama 88 - No. 19 North Carolina 74	Dec. 20, 1996	Myrtle Beach, S.C.
No. 6 Alabama 68 - No. 18 Auburn 65	Jan. 7, 1997	Auburn, Ala.
No. 5 Alabama 68 - No. 4 Georgia 64	Jan. 15, 1997	Athens, Ga.
No. 7 Alabama 102 - No. 17 Arkansas 61	Feb. 6, 1997	Tuscaloosa, Ala.
No. 7 Alabama 86 - No. 10 Florida 81	Feb. 16, 1997	Gainesville, Fla.
No. 6 Alabama 70 - No. 15 Vanderbilt 60	Feb. 23, 1997	Tuscaloosa, Ala.
No. 7 Alabama 85 - No. 23 Arkansas 63	March 1, 1997 <sup>1</sup>	Chattanooga, Tenn.
Alabama 62 - No. 18 Auburn 46	Jan. 7, 1998	Tuscaloosa, Ala.
No. 24 Alabama 90 - No. 23 Georgia 77	Feb. 8, 1998	Tuscaloosa, Ala.
No. 24 Alabama 73 - No. 8 Florida 51	Feb. 14, 1998	Tuscaloosa, Ala.
No. 20 Alabama 74 - No. 12 Florida 61	Feb. 28, 1998 <sup>1</sup>	Columbus, Ga.
No. 11 Alabama 75 - No. 25 UCLA 74	March 15, 1998 <sup>2</sup>	Tuscaloosa, Ala.
No. 7 Alabama 79 - No. 8 Old Dominion 68	Dec. 5, 1998	Richmond, Va.
No. 25 Alabama 72 - No. 17 Auburn 57	Feb. 11, 1999	Tuscaloosa, Ala.
No. 24 Alabama 76 - No. 23 Auburn 72	Feb. 26, 1999 <sup>1</sup>	Chattanooga, Tenn.
Alabama 72 - No. 7 LSU 68	Feb. 10, 2000	Tuscaloosa, Ala.
Alabama 60 - No. 25 Auburn 53	Jan. 11, 2001	Tuscaloosa, Ala.
Alabama 65 - No. 25 Mississippi State 62	Jan. 21, 2001	Starkville, Miss.
Alabama 78 - No. 22 Auburn 70	Jan. 24, 2002	Tuscaloosa, Ala.
Alabama 92 - No. 25 Mississippi State 86	Feb. 7, 2002	Tuscaloosa, Ala.
Alabama 70 - No. 24 BYU 59	Dec. 21, 2002	Albuquerque, N.M.
Alabama 77 - No. 7 Kentucky 75	Feb. 16, 2012	Tuscaloosa, Ala.
Alabama 57 - No. 9 Kentucky 55	Jan. 23, 2014	Lexington, Ky.
Alabama 53 - No. 12 Nebraska 51	Dec. 7, 2014	Tuscaloosa, Ala.

1 - SEC tournament game

2 - NCAA tournament game

## CRIMSON TIDE 100-POINT GAMES

Date	Score	Opponent	Location
Jan. 17, 1976	101-40	Tuskegee	H
Feb. 9, 1976	106-64	Montevallo	H
Jan. 14, 1980	104-72	Alabama-Huntsville	A
Dec. 27, 1983	102-42	Xavier	N
Dec. 29, 1983	113-47	Queens College	A
Feb. 1, 1985	100-67	Georgia State	H
Dec. 18, 1986	102-58	Illinois-Chicago	H
Nov. 27, 1987	103-56	Tennessee State	A
Nov. 29, 1988	107-43	Tennessee State	H
Nov. 25, 1989	102-70	Georgia State	A
Nov. 30, 1990	106-41	Tuskegee	N
Feb. 13, 1991	105-74	Alabama State	H
Nov. 26, 1991	103-62	Alabama State	H
Nov. 29, 1991	118-86	Louisiana-Monroe	N
Dec. 6, 1991	100-80	Cincinnati	N
Dec. 7, 1991	101-69	Middle Tennessee State	A
Jan. 4, 1992	101-103 <sup>1</sup>	Florida	H
Jan. 13, 1992	114-90	Appalachian State	A
Feb. 20, 1992	100-75	Oral Roberts	H
Feb. 24, 1992	110-51	Mississippi Valley State	H
Feb. 29, 1992	105-81	Georgia	H
March 18, 1992	100-87	Tennessee Tech	H
Dec. 15, 1992	111-79	Austin Peay State	H
Dec. 18, 1992	117-51	Grambling State	H
Dec. 29, 1992	103-101 <sup>2</sup>	Georgia Tech	N
Feb. 3, 1993	107-64	Loyola-Chicago	H
Feb. 6, 1993	102-89	Mississippi State	A
Feb. 25, 1993	122-52 <sup>3</sup>	Oral Roberts	H
March 5, 1993	106-86	LSU	N
March 17, 1993	102-70	Georgia Southern	H
Dec. 29, 1993	107-53	East Carolina	N
Jan. 12, 1994	119-43	Troy	A
Jan. 18, 1994	101-46	Mercer	H
Feb. 28, 1994	101-66	Troy	H
Dec. 3, 1994	105-87	Notre Dame	N
Dec. 9, 1994	102-50	Lamar	N
Dec. 29, 1994	119-46	UNC-Asheville	N
Jan. 3, 1995	102-64	East Tennessee State	H
March 18, 1995	121-120 <sup>4</sup>	Duke	H
Jan. 31, 1996	105-42	Alabama State	H
Nov. 28, 1996	102-74	Arizona State	N
Jan. 17, 1997	101-67	Oral Roberts	A
Feb. 6, 1997	102-61	Arkansas	H
Dec. 2, 1997	104-43	Samford	H
Feb. 21, 1999	102-59	Vanderbilt	H
Nov. 20, 2001	101-58	Troy	H
Dec. 2, 2006	102-48	Savannah State	H
Dec. 20, 2013	113-105 <sup>2</sup>	Troy	H

1 - overtime loss

2 - overtime game

3 - school record

4 - four overtimes

## HOME GAME RECORDS

### MILESTONE VICTORIES

<b>First</b>	Dec. 6, 1974	Alabama 78, Athens 50
<b>50th</b>	Jan. 21, 1978	Alabama 77, North Carolina 72
<b>100th</b>	Jan. 31, 1981	Alabama 80, Georgia 66
<b>150th</b>	Dec. 27, 1983	Alabama 102, Xavier 42
<b>200th</b>	Nov. 29, 1986	Alabama 76, Alabama-Birmingham 49
<b>250th</b>	Nov. 24, 1989	Alabama 86, Chattanooga 59
<b>300th</b>	Feb. 12, 1992	Alabama 72, Auburn 69
<b>400th</b>	Nov. 28, 1996	Alabama 102, Arizona State 74
<b>500th</b>	Jan. 28, 2001	Alabama 67, Ole Miss 64
<b>600th</b>	Dec. 30, 2008	Alabama 81, Ball State 75
<b>700th</b>	Feb. 25, 2016	Alabama 54, Tennessee 46

### TOP HOME CROWDS

1.	Tennessee on Jan. 31, 1999	9,786
2.	Tennessee on Feb. 4, 2001	7,647
3.	Tennessee on Jan. 26, 1997	7,523
4.	Alabama A&M on Dec. 11, 1999	7,094
5.	New Orleans on Nov. 11, 2016	7,042
6.	Tennessee on Feb. 5, 1995	6,989
7.	Tennessee on Feb. 19, 2006	5,380
8.	Vanderbilt on Jan. 8, 1995	5,297
9.	Tennessee on Jan. 28, 2007	4,601
10.	Tennessee on Feb. 27, 2005	4,355
11.	Georgia on Feb. 8, 1998	4,233
12.	Middle Tennessee on Dec. 19, 1994	4,105
13.	Georgia State on Dec. 15, 2016	4,203
14.	Georgia Southern on March 17, 1993 <sup>1</sup>	3,743
15.	Georgia on Jan. 17, 2016 <sup>2</sup>	3,732

1 NCAA tournament games  
2 Played at Foster Auditorium

### TEAM RECORDS

Points Scored	122 by Alabama vs. Oral Roberts (Feb. 25, 1993)
Rebounds	69 by Alabama vs. Oral Roberts (Feb. 25, 1993)
Field Goals Made	50 by Alabama vs. Montevallo (Feb. 9, 1976)
Field Goals Attempted	114 by Alabama vs. Duke (4 OT) (March 18, 1995)
Field Goal Percentage	65.0 by Texas Tech (Dec. 9, 1986)
FG Attempted, Both Teams	207 (UA 114, Duke 93) in 4 OT (March 18, 1995)
Free Throws Made	45 by Alabama vs. Alabama State (Nov. 27, 1990)
Free Throws Attempted	56 by Alabama vs. Alabama State (Nov. 27, 1990)
Free Throw Percentage	1.000 (20-20) by Alabama vs. Clemson (Dec. 19, 1993)
Free Throws Missed	24 by Alabama vs. Talladega (Feb. 7, 1976)
3-Point FG Made	14 (of 29) by Alabama vs. Loyola Chicago (Feb. 3, 1993)
	14 (of 43) by South Carolina (Jan. 22, 1995)
3-Point FG Attempted	52 by Alabama vs. Duke (4 OT) (March 18, 1995)
3-Point FG Percentage	1.000 (3-3) by Alabama (Dec. 12, 1987)
	1.000 by LSU (Jan. 20, 1988)
3-Point FG Attempted, Both Teams	70 (Alabama 52, Duke 18) 4 OT (March 18, 1995)
Assists	35 by Alabama vs. Vanderbilt (Nov. 19, 1980)
Steals	30 by Alabama vs. Oral Roberts (Feb. 25, 1993)
Blocked Shots	18 by Alabama vs. LSU (Jan. 22, 1983)
Turnovers	45 by Oral Roberts (Feb. 25, 1993)
Fouls	37 by Alabama vs. Alabama State (Feb. 13, 1991)
Fouls, Both Teams	62 (31 by UA, 31 by Grambling State) (Nov. 26, 1994)
Points by Opponent	120 (4 OT) by Duke (March 18, 1995)
Points, Both Teams	241 (121 by UA, 120 by Duke) (4 OT) (March 18, 1995)
Margin of Victory	70 by Alabama (122) vs. Oral Roberts (52) (Feb. 25, 1993)
Loss Margin	51 (Tennessee 95, Alabama 44) (Feb. 5, 1995)
Points Scored in a Half	68 by Alabama, second half, vs. Mississippi Valley State (Feb. 24, 1992)
Fewest Points Alabama, Game	34 by Alabama vs. South Carolina (Feb. 9, 2003)
Fewest Points, Opponent	21 by Georgia State (Dec. 21, 1990)
Fewest Points, Both Teams	82 - South Carolina 48, Alabama 34 (Feb. 9, 2003)
Attendance, Single	9,786 vs. Tennessee (Jan. 31, 1999)
Attendance, Doubleheader with Men	8,379 vs. Florida (men vs. LSU) (Feb. 17, 1996)
Most Overtimes:	4 Alabama vs. Duke, NCAA second round UA 121 - Duke 120 (March 18, 1995)

### INDIVIDUAL RECORDS

Points	41 by Lisa McMullan, Alabama State (Feb. 13, 1991)
Rebounds	21 by Laura Heard (UA) vs. Florida State (Jan. 30, 1989)
Field Goals Made	16 by Cassandra Crumpton (UA) vs. LSU (Jan. 22, 1983)
Field Goals Attempted	37 by Lisa McMullan (14-37) vs. Alabama State (Feb. 13, 1991)
Field Goal Percentage	1.000 (9-9) by Duke's Tyish Hall vs. Oklahoma State, NCAA First Round (March 16, 1995)
Free Throws Made	16 by Maxine Farmer, Georgia State (Jan. 7, 1984)
Free Throws Attempted	20 by Maxine Farmer, Georgia State (Jan. 7, 1984)
Free Throw Percentage	1.000 (13-13) by Mary Hudgins (UA) vs. Florida (Feb. 13, 1978)
3-Point FGs Made	8 by Amy Lannom (UA) vs. Florida (Jan. 4, 1992)
	and by Betsy Harris (UA) vs. Auburn (Feb. 16, 1994)
3-Point FGs Attempted	18 by Niesa Johnson (UA) vs. Duke (4 OT) (March 18, 1995)
3-Point FG Percentage	1.000 (5-5) by Niesa Johnson (UA) vs. Houston (Dec. 20, 1991)
Assists	16 by Shelly Pyles (UA) vs. Kentucky (Feb. 12, 1986)
Steals	9 by Niesa Johnson (UA) vs. Arkansas (Feb. 20, 1993)
Blocked Shots	7 by Yolanda Watkins (UA) vs. Arkansas (Feb. 20, 1993)
Triple Doubles:	2 by Niesa Johnson in 1995
	21 pts/11 rebs/10 assists vs. South Carolina (Jan. 22, 1995)
	28 pts/12 rebs/14 assists vs. Duke (4 OTs) (March 18, 1995)

# RECORDS & HISTORY

## ALL-TIME COACHING RECORDS

Year	Head Coach	Overall Record	SEC Record	Final Rankings (AP/Coaches)	SEC Finish	SEC Tournament	Postseason
1974-75	Stephanie Schleuder	13-12	—	—	—	—	—
1975-76	Stephanie Schleuder	13-9	—	—	—	—	—
1976-77	Stephanie Schleuder	13-15	—	—	—	—	NWIT Eighth
1977-78	Ed Nixon	21-10	—	—	—	—	—
1978-79	Ed Nixon	13-13	—	—	—	—	—
1979-80	Ed Nixon	12-15	—	—	—	Second Round	—
1980-81	Ann Cronic	21-12	—	—	—	Finals	—
1981-82	Ken Weeks	17-11	—	—	—	Second Round	—
1982-83	Ken Weeks	16-13	2-6	—	T-Seventh	Second Round	—
1983-84	Ken Weeks	23-9	5-3	12/—	T-Fourth	Finals	NCAA Sweet 16
1984-85	Ken Weeks	18-10	3-5	—	T-Seventh	First Round	—
1985-86	Lois Myers	20-9	3-6	—	Eighth	Second Round	—
1986-87	Lois Myers	19-10	2-7	—	Eighth	Second Round	—
1987-88	Lois Myers	18-10	5-4	—	Sixth	Second Round	NCAA First Round
1988-89	Lois Myers	14-15	1-8	—	10th	Second Round	—
1989-90	Rick Moody	16-12	4-5	—	Seventh	First Round	—
1990-91	Rick Moody	17-12	3-6	—	Ninth	Second Round	—
1991-92	Rick Moody	23-7	7-4	18/17	Third	Second Round	NCAA Second Round
1992-93	Rick Moody	22-9	6-5	—/25	Fifth	Semifinals	NCAA Second Round
1993-94	Rick Moody	26-7	7-4	16/4	Fourth	Semifinals	NCAA Final Four
1994-95	Rick Moody	22-9	7-4	13/13	Sixth	Semifinals	NCAA Sweet 16
1995-96	Rick Moody	24-8	7-4	10/11	Fourth	Finals	NCAA Sweet 16
1996-97	Rick Moody	25-7	10-2	8/11	Second	Semifinals	NCAA Sweet 16
1997-98	Rick Moody	24-10	10-4	11/13	Third	Finals	NCAA Sweet 16
1998-99	Rick Moody	20-11	7-7	22/25	Fifth	Semifinals	NCAA Second Round
1999-00	Rick Moody	15-14	5-9	—	Eighth	First Round	WNIT First Round
2000-01	Rick Moody	19-12	5-9	—	Eighth	Second Round	WNIT Second Round
2001-02	Rick Moody	19-12	7-7	—	Eighth	First Round	WNIT Quarterfinal
2002-03	Rick Moody	13-15	3-11	—	10th	First Round	—
2003-04	Rick Moody	12-16	4-10	—	10th	First Round	—
2004-05	Rick Moody	14-15	4-10	—	Ninth	Second Round	—
2005-06	Stephany Smith	9-19	3-11	—	11th	First Round	—
2006-07	Stephany Smith	10-20	0-14	—	12th	First Round	—
2007-08	Stephany Smith	8-22	1-13	—	12th	First Round	—
2008-09	Wendell Hudson	13-17	1-13	—	12th	First Round	—
2009-10	Wendell Hudson	12-18	4-12	—	11th	First Round	—
2010-11	Wendell Hudson	18-15	5-11	—	10th	First Round	WNIT Round of 16
2011-12	Wendell Hudson	12-19	2-14	—	11th	First Round	—
2012-13	Wendell Hudson	13-18	2-14	—	13th	Second Round	—
2013-14	Kristy Curry	14-16	7-9	—	T-Sixth	Second Round	—
2014-15	Kristy Curry	13-19	2-14	—	14th	First Round	—
2015-16	Kristy Curry	15-16	4-12	—	12th	First Round	WNIT First Round
2016-17	Kristy Curry	22-14	5-11	—	11th	Quarterfinals	WNIT Quarterfinals
<b>Overall Record</b>		<b>700-549</b>	<b>147-278</b>				



**STEPHANIE SCHLEUDER**  
39-36 (.520)  
Three seasons



**ED NIXON**  
46-38 (.548)  
Three seasons



**ANN CRONIC**  
21-12 (.636)  
One season



**KEN WEEKS**  
74-43 (.632)  
10-14 SEC (.417)  
Four seasons



**LOIS MYERS**  
71-44 (.617)  
10-26 SEC (.277)  
Four seasons



**RICK MOODY**  
311-176 (.639)  
96-101 SEC (.487)  
16 seasons



**STEPHANY SMITH**  
27-61 (.307)  
4-39 SEC (.093)  
Three seasons



**WENDELL HUDSON**  
68-87 (.439)  
14-64 SEC (.179)  
Five seasons



**KRISTY CURRY**  
64-65 (.496)  
18-46 SEC (.281)  
Four seasons

ALL-TIME ROSTER

- A -

Akers, Sylvia, F/C ..... 1981-82  
 Gainesville, Ga.  
 Alexander, Sharrona, F ..... 1993-94  
 Murfreesboro, Tenn.  
 Allen, Taquilla, G/F ..... 2000-01  
 Pleasant Grove, Ala.  
 Allen, Taylor, G ..... 2008  
 Pinson, Ala.  
 Amey, Stephanie, G ..... 1978

- B -

Bankhead, Wanda, G ..... 1979  
 Florence, Ala.  
 Baragry, Rebecca, G ..... 1997  
 Melbourne, Australia  
 Barnes, Harriet, F/C ..... 2005-07  
 Birmingham, Ala.  
 Barnes, Yalika "Boo", G ..... 2000-01  
 Montgomery, Ala.  
 Barrett, Donna, F ..... 1979  
 Kennesaw, Ga.  
 Barrier, Kim, G ..... 1987  
 Elkhart, Ind.  
 Beasley, Mary, G ..... 1981  
 Bowdon, Ga.  
 Beaty, Julie, G ..... 1987-90  
 Ider, Ala.  
 Belcher, Kari, G ..... 1998-2000  
 Mt. Olive, Ala.  
 Bellinger, Crystal, G ..... 2005-06  
 Manhattan, N.Y.  
**Berry, Taylor, G ..... 2015-Present**  
**New Orleans, La.**  
 Bethel, Latasha, F ..... 1989-90  
 Decatur, Ga.  
 Biddle, Tauwana, G ..... 1975-76  
 Bivins, Monique, G ..... 2002-05  
 Alabaster, Ala.  
 Blackwell, Linda, G ..... 1979  
 Huntsville, Ala.  
 Blands, Camilla, G ..... 2005-09  
 Naerum, Denmark  
 Blesch, Becky, G ..... 1998  
 Ringgold, Ga.  
**Bolton, Quanetria, F ..... 2014-Present**  
**Anniston, Ala.**  
 Boss, Glenda, F ..... 1978-81  
 Tennille, Ga.  
 Bowden, Tracy, C ..... 1988-91  
 Rush Springs, Okla.  
 Bozeman, Debbie, F ..... 1980-82  
 Sylvester, Ga.  
 Braden, Sissy, F ..... 1987-90  
 Lewisburg, Tenn.  
 Brooks, Bridgette, G ..... 1985  
 Starkville, Miss.  
 Bryant, Betty, G ..... 1983, 1985  
 Cordele, Ga.  
 Burgess, Linda, F ..... 1991-92  
 Madison, Ala.  
 Burrow, Rozetha, F ..... 1992  
 Pinson, Ala.  
 Bush, Kristin, G ..... 2011-12  
 Huntsville, Ala.  
 Butler, Alyson, G ..... 2007-10  
 Cleveland, Tenn.

- C -

Cale, Anne, C ..... 1978-81  
 Reston, Va.  
 Canty, Dominique, G ..... 1996-99  
 Chicago, Ill.  
 Carden, Stacey, G ..... 1987-88  
 Huntsville, Ala.  
 Carn, Daleisha, G ..... 2008  
 Jacksonville, Fla.  
 Carruth, Nicole, G ..... 1997-2001  
 Sulligent, Ala.  
 Carter, Khadijah, F ..... 2014-16  
 Goodrich, Texas  
 Cartwell, LaNisha, C/F ..... 1999-2002  
 Montevallo, Ala.

Caudle, LaToya, C/F/P ..... 1997-99  
 Madison, Ala.  
 Chandler, Talisha, F ..... 2007-08  
 Clover, S.C.  
 Claybrook, Leslie, F ..... 1990-93  
 Luverne, Ala.  
 Colvin, Kamisha, G ..... 1995  
 Montgomery, Ala.  
 Conaway, Donna, F/G ..... 1981-82  
 Temple, Ga.  
 Conners, Cindy, G ..... 1975  
**Cook, Hannah, G ..... 2014-Present**  
**Ozark, Mo.**  
**Copeland, Ariyah, F ..... 2017-Present**  
**Columbus, Ga.**  
 Cox, Vickie, F/G ..... 1985-86  
 LaGrange, Ga.  
 Crenshaw, Camillia, G ..... 1991-94  
 Fayette, Ala.  
 Crenshaw, Joni, F/C ..... 1998-2001  
 Meridian, Miss.  
 Crosby, Kyra, F ..... 2012  
 Powder Springs, Ga.  
 Crosslin, Cara, F ..... 1994-97  
 Tusculumbia, Ala.  
 Croyle, Reagan, F ..... 1997-99  
 Gadsden, Ala.  
 Crumpton, Cassandra, F ..... 1983-84  
 Orrville, Ala.  
 Cunningham, Susan, G ..... 1980  
 Winfield, Ala.

- D -

**da Silva, Alana, G ..... 2016-Present**  
**Sao Paulo, Brazil**  
 Daniels, Aneesah, F ..... 2012  
 Decatur, Ga.  
 Daniels, Consuelo, F ..... 1994-95  
 Rome, Ga.  
 Davis, DeeDee, C ..... 1984-87  
 Pensacola, Fla.  
 Davis, Elisa, G ..... 1982  
 Tuscaloosa, Ala.  
 Davis, Emily, G ..... 2013-14  
 Enterprise, Ala.  
 Davis, Nikki, G ..... 2007  
 Frankfort, Ky.  
 Day, Jennifer, G ..... 1989  
 Houston, Texas  
 Day, Melissa, C ..... 1980  
 Jackson, Miss.  
 Del-Valle, Melissa, G ..... 1992-93  
 Queens, N.Y.  
 DePriest, Lisa, G ..... 1979-81  
 Jackson, Tenn.  
 Drury, Leah, G ..... 2003-07  
 Greensboro, Ala.  
 Dubose, DeDe, C ..... 1983-86  
 Austell, Ga.  
 Duncan, Pam, G ..... 1995-98  
 Carrollton, Ala.

- E -

Elliot, Christy, G ..... 2008  
 Tuscaloosa, Ala.  
 Ellis, Julie, F ..... 1975-76  
 Enis, Shalonda, P/F ..... 1996-97  
 Celeste, Texas  
 Ezell, Brittney, G ..... 1995-98  
 Franklin, Tenn.

- F -

Farmer, Celiscia, G ..... 2010-13  
 Madison, Wis.  
 Fisher, Margaret, G ..... 1976-79  
 Nashville, Tenn.  
 Foy, C'Coriea, G ..... 2016  
 Fayetteville, N.C.  
 Franco, Dorothy, G ..... 1977-78  
 Milford, Conn.  
 Franklin, Stacey, F ..... 1989-92  
 Smyrna, Ga.  
 Freeman, Tawana, F ..... 2004  
 Louisville, Ky.

Friday, Deborah, G ..... 1979  
 Tuscaloosa, Ala.  
 Fuller, Shondra, F ..... 1993-95  
 Decatur, Ala.

- G -

Gamble, Natasha, F/C ..... 2002-05  
 Jackson, Ala.  
 Gavin, Audrey, G ..... 1984-85  
 Webster, Fla.  
 Geiger, Kathy, F ..... 1976  
 Giles, Peggy, F ..... 1982  
 Gonzalez, Michelle "Boo", G ..... 1988  
 Marietta, Ga.  
 Goss (Monteith), Leah, G ..... 1994-98  
 Centre, Ala.  
 Griswold, Patricia, F ..... 1979  
 Bessemer, Ala.  
 Gunter, Sheila, G ..... 1979  
 Clinton, Miss.

- H -

Hackett, Gwen, C/F ..... 1976-78  
 Hall, Hazel, G ..... 1978-81  
 Marietta, Ga.  
 Hall, Neacole, G ..... 1985  
 York, Ala.  
 Hamilton, Oceana, C/F ..... 2014-15  
 Mississauga, Ontario  
 Hamilton, Tamisha, C ..... 2004  
 Corpus Christi, Texas  
 Hancock, Katie, G/F ..... 2008-11  
 Tupelo, Miss.  
 Harris, Betsy ..... 1991-94  
 Decatur, Miss.  
 Hayden, Breanna, G ..... 2015-16  
 Dallas, Texas  
 Heard, Laura, F ..... 1987-90  
 Elberton, Ga.  
 Hegstetter, Nikki, F ..... 2012-16  
 Kennesaw, Ga.  
 Hill, Lauren, G/F ..... 2003-06  
 New Orleans, La.  
 Hill, Mitzi, G ..... 1975  
 Hillard, Terri, G/F ..... 1981-84  
 Memphis, Tenn.  
 Hines, Kittie, G ..... 1983-84  
 Frankfort, Ky.  
 Hogue, Erin, G/F ..... 2011-12  
 Birmingham, Ala.  
 Holland, Kelly, G ..... 1979-82  
 Clinton, Miss.  
 Hollifield, Caitlin, F ..... 2008  
 Knoxville, Tenn.  
 Holtzclaw, Kidada, G ..... 1995-98  
 Sylacauga, Ala.  
 Horn, Kaneisha, F ..... 2011-13  
 Birmingham, Ala.  
 Howell, Terrie, G ..... 1985-86  
 Clinton, Miss.  
 Hudgins, Mary, F ..... 1976-79  
 Huntsville, Ala.  
 Hunter, Courtney, G ..... 2014  
 Hoover, Ala.  
 Hunter, Shun, F ..... 1999-2003  
 Pensacola, Fla.  
 Hutchen, Briana, F ..... 2012-15  
 Baltimore, Md.  
 Hutton, Karen, G ..... 1980  
 Pulaski, Tenn.  
 Hutton, Ledean ..... 1977-78

- J -

Jack, Brittany, F ..... 2012-14  
 Suwanee, Ga.  
 Jenkins, Tierney, F ..... 2008-11  
 Mt. Juliet, Tenn.  
 Johns, Jamilah, C ..... 2001-03  
 Starkville, Miss.  
 Johnson, Chanel, F/C ..... 2004-06  
 Tulsa, Okla.  
 Johnson, Krystle, C ..... 2004-06  
 Hoover, Ala.

# RECORDS & HISTORY

## ALL-TIME ROSTER

Johnson, Niesa, G . . . . . 1992-95  
Clinton, Miss.  
Johnson, Shondra, G . . . . . 1999-2002  
New Orleans, La.  
Jones, Jaqui, F/G . . . . . 1996-2000  
Chicago, Ill.  
Jones, Latrish, F/C . . . . . 1996-99  
Huntsville, Ala.  
Jones, Leila, G . . . . . 1975-76  
Jones, Nia, G/F . . . . . 1986-87  
Baltimore, Md.  
Joye, Lateefah, G . . . . . 2005  
Brooklyn, N.Y.

### - K -

Kelso, Dottie, G/F . . . . . 1983-84  
Lewisburg, Tenn.  
King, LaToya, G . . . . . 2010-11  
Stuart, Fla.  
**Knight, Ashley, F . . . . . 2016-Present**  
Austin, Texas  
**Knight, Coco, G . . . . . 2016-Present**  
Bay Minette, Ala.  
**Knight, Meoshonti, G . . . . . 2014-Present**  
Morgan City, La.  
Koonce, Carla, G . . . . . 1991-95  
Dothan, Ala.

### - L -

Lacey, Amber, F . . . . . 1996  
Altadena, Calif.  
Langley, Vivian, G/F . . . . . 1975-76  
Lannom, Amy, G . . . . . 1989-92  
Gallatin, Tenn.  
Lard, Mandy, G . . . . . 2001  
Hoover, Ala.  
Lee, Beverly, G . . . . . 1989-91  
Smyrna, Ga.  
Lee, Judith, G . . . . . 1983  
Tuscaloosa, Ala.  
Lee, Kristin, G . . . . . 2011-13  
Birmingham, Ala.  
Leonard, Lisa, G . . . . . 1982-83  
Marietta, Ga.  
**Lewis, Jordan, G . . . . . 2016-Present**  
Windermere, Fla.

### - M -

Magee, Dedrea G . . . . . 2007-10  
Picayune, Miss.  
Magee, Trista, G . . . . . 2015-16  
Ellisville, Miss.  
Martello, "Binky", G . . . . . 2001  
Milton, Fla.  
Martinez, Diamanté, F . . . . . 2014-16  
New Orleans, La.  
Mastin, Kate, G . . . . . 2003-07  
Boaz, Ala.  
Matarazzi, Becky, G/F . . . . . 1978  
McCoy, Carmen, C . . . . . 2009-11  
Leeds, Ala.  
McDougle, Cynthia, F . . . . . 1985-87, 1989  
Waynesboro, Miss.  
McGraw, Brooksie, C . . . . . 2014  
Gainesville, Fla.  
McKeever, Laura, G . . . . . 1975  
Meier, Stephanie, G . . . . . 1987-89  
Wilmington, Del.  
Menefee, Sandra, G . . . . . 1986  
Tuskegee, Ala.  
Merritt, Jessica, G . . . . . 2012-13  
Talladega, Ala.  
Merriweather, Dee, C . . . . . 2003-06  
Hanceville, Ala.  
Middlebrook, Karyla, G . . . . . 2013-16  
Blue Springs, Mo.  
Mills, Tausha, C . . . . . 1997-98  
Garland, Texas  
Mitcham, Alicia, F . . . . . 2011-12  
Balch Springs, Texas  
Mitchell, Patty, G . . . . . 1975-78  
Moore, Navonda, G . . . . . 2004-07  
Jackson, Miss.  
Moore, Tina, F . . . . . 1987-88  
Phoenix, Ariz.  
Murray, Sandra, G . . . . . 1977-79  
Birmingham, Ala.

Myers, Shafontaye, G . . . . . 2011-14  
Newbern, Ala.  
**- N -**  
Nettles, Marverly, G . . . . . 2004-06  
Birmingham, Ala.

### - O -

Och, Kathy, F . . . . . 1980  
Clairton, Pa.

### - P -

Papisan, Leigh, F . . . . . 2000-03  
Hoover, Ala.  
Payne, Carol, G . . . . . 1979  
Pensacola, Fla.  
Payne, Leslie, C . . . . . 1978-81  
Pensacola, Fla.  
Perkins, Meghan, G . . . . . 2012-13  
Montgomery, Ala.  
Perkins, Sandra "Binki", G . . . . . 1991  
Muscle Shoals, Ala.  
Peters, Ferris, F . . . . . 2000  
Baton Rouge, La.  
Pitts, Brenda, F . . . . . 1975-78  
Prescott, Nikki, F/C . . . . . 1999  
San Diego, Calif.  
Pyles, Shelly, G . . . . . 1985-88  
Haleyville, Ala.

### - R -

Raffington, Varisia, G . . . . . 2008-11  
Tallahassee, Fla.  
Rasenberg, Jackie, C . . . . . 1987  
Brockville, Ontario  
Rawls, Kara, F . . . . . 2014  
Hoover, Ala.  
Redus, Manisha, G . . . . . 2001-04  
Decatur, Ala.  
Reed, "Capper", G . . . . . 2001-03  
Guntersville, Ala.  
Reshard, Nathalie, F . . . . . 2007-08  
Niceville, Fla.  
**Richardson, Amber, G . . . . . 2017-Present**  
Garner, N.C.  
Richardson, Willene, G . . . . . 1975  
Rivers, Sharin, G . . . . . 2014-15  
Huntsville, Ala.  
Robinson, Jasmine, G . . . . . 2011-13  
Memphis, Tenn.  
Robinson, Kayla, F . . . . . 2009-10  
Edwards, Miss.  
Rorie, Ivey, G . . . . . 1978  
Roy, Doris, F . . . . . 1977-78  
**Ruffin, DaiJia, G . . . . . 2016-Present**  
Louisville, Ky.  
Rushing, Sandra, G . . . . . 1983-86  
Biloxi, Miss.  
Russell, Ericka, G . . . . . 2009-12  
Tuscaloosa, Ala.  
Rutherford, Mamie, C . . . . . 2005-06  
Hatton, Ala.  
Rutledge, Tracey, G . . . . . 1986-88  
Hull, Ga.

### - S -

Scarborough, Gayle, G . . . . . 1975-76  
Shaw, Jocelyn, F . . . . . 2010  
Mobile, Ala.  
Shelton, Angie, G . . . . . 1983-84  
Lewisburg, Tenn.  
Simmons, Daisha, G . . . . . 2012-14  
Jersey City, N.J.  
Sipe, Katie, G . . . . . 2002-05  
Hillsboro, Tenn.  
Smith, Carol, C . . . . . 1982-86  
Milan, Tenn.  
Smith, Justina, C/F . . . . . 1984  
Cairo, Ill.  
\*Smith, Kathy, C . . . . . 1976-78  
Smith, Michelle, C/F . . . . . 1988-91  
Tuscaloosa, Ala.  
Smith, Sarah, F/C . . . . . 1993-96  
Montevallo, Ala.  
Smith, Sherry, F . . . . . 1975  
Smith, Sparkle, F . . . . . 2001-02  
Detroit, Mich.

Smithson, Janie, G/F . . . . . 1975-76  
Snoddy, Dorothy, F . . . . . 1975  
Snyder, Kristie, G . . . . . 1982  
Knoxville, Tenn.  
Stanley, Betty . . . . . 1975  
Steele, Jasmine, G . . . . . 2013-14  
Midfield, Ala.  
Stennis, LaKyesha, G . . . . . 2016-17  
Lexington, Ky.  
Stevenson, Marlene, F . . . . . 1992-95  
Prichard, Ala.  
Stockham, Laura, F . . . . . 1982  
Schenerville, Ind.  
Strauthers, Courtney, F/C . . . . . 2007-10  
Snellville, Ga.  
Strickland, Mivvi, F . . . . . 2002  
Vestavia Hills, Ala.  
Sykes, Candace G . . . . . 2009-10  
St. Anne, Ill.

### - T -

Taylor, Oreal, F . . . . . 2001-04  
Courtland, Ala.  
Teeple, Jennifer, G . . . . . 1996-97  
Savannah, Ga.  
Thompson, Madonna, G . . . . . 1992-95  
Collinwood, Tenn.  
Tice, Tonya, G . . . . . 1995  
Hamilton, Ala.  
Timmerman, Pam, F . . . . . 1983-86  
Graniteville, S.C.  
Tipton, Deborah, F/C . . . . . 1981-82  
Atlanta, Ga.  
Tubbs, Donna, G/F . . . . . 1976

### - V -

Vaughan, Jennifer, C . . . . . 1999-2000  
Marietta, Ga.  
Vaughn, Laura, F/C . . . . . 1988-91  
Kingsport, Tenn.  
Vice, Beth, G/F . . . . . 1999-2003  
Mt. Sterling, Ky.  
Vordenbaum, Cindy, C/F . . . . . 1976-78

### - W -

**Wade, Shaquera, G . . . . . 2016-Present**  
Huntsville, Ala.  
**Walker, Jasmine, F . . . . . 2017-Present**  
Montgomery, Ala.  
Walls, Monique, G/F . . . . . 1994  
Richmond, Ind.  
Waters, Erika, G . . . . . 2011-13  
Lawrenceville, Ga.  
Watkins, Yolanda, F/C . . . . . 1993-97  
Decatur, Ala.  
West, Barbara Ann, G/F . . . . . 1990-92  
Pineview, Ga.  
Wheeler, Donyel, G . . . . . 2002  
Birmingham, Ala.  
White, Beverly, G . . . . . 1977-78  
Lexington, Ala.  
White, Rachel, G . . . . . 1976  
**Williams, Ashley, F . . . . . 2014-Present**  
Covington, Ga.  
Williams, Brenda, G . . . . . 1976  
Williams, Johna, F . . . . . 1987-88  
Tuscaloosa, Ala.  
Williams, Kaunda, G . . . . . 1999  
Laurel Hill, Fla.  
Williams, Lois, G . . . . . 1982  
Sylacauga, Ala.  
Williams, Tamara, F . . . . . 2007-10  
Alabaster, Ala.  
Willis, Kendra, F/C . . . . . 1988-91  
Griffin, Ga.

### - Y -

Yeniley, Aycan, G . . . . . 1993-94  
Istanbul, Turkey

\* Alabama's first official signee

RECORDS & HISTORY

## ALL-TIME JERSEY NUMBERS

<b>- 00 -</b>	
LaToya Caudle	1997-99
Chanel Johnson	2004-06
<b>- 0 -</b>	
Daisha Simmons	2012-14
LaKyesha Stennis	2016-17
<b>- 1 -</b>	
Crystal Bellinger	2005-06
Aneesah Daniels	2012
Jasmine Steele	2013-14
<b>Quanetria Bolton</b>	<b>2014-Present</b>
<b>- 2 -</b>	
Monique Walls	1994
Donyel Wheeler	2002
Marverly Nettles	2004-06
Dedrea Magee	2007-10
Kristin Bush	2011
Trista Magee	2015-16
<b>Amber Richardson</b>	<b>2017-Present</b>
<b>- 3 -</b>	
Tonya Tice	1995
Shalonda Enis	1996-97
Taquilla Allen	2000-01
Alyson Butler	2007-10
Jasmine Robinson	2011-13
Khadijah Carter	2013-16
<b>Jordan Lewis</b>	<b>2016-Present</b>
<b>- 4 -</b>	
Jennifer Day	1989
Consuelo "Nanae" Daniels	1994-95
Latrish Jones	1996-99
Sparkle Smith	2001-02
Mamie Rutherford	2005-06
Christy Elliot	2008
Emily Davis	2013-14
<b>- 5 -</b>	
Melissa Day	1980
Melissa Del-Valle	1992-93
Tausha Mills	1997-98
Krystle Johnson	2004-06
Caitlin Hollifield	2008
Celiscia Farmer	2010-13
Breanna Hayden	2015-16
<b>Alana da Silva</b>	<b>2016-Present</b>
<b>- 10 -</b>	
Linda Blackwell	1979
Tracey Rutledge	1986-88
Amy Lannom	1989-92
Aycan Yeniley	1993-94
Dominique Canty	1996-99
Mivvi Strickland	2002
Leah Drury	2003-07
LaToya King	2010-11
Meghan Perkins	2012-13
<b>DaiJia Ruffin</b>	<b>2016-Present</b>
<b>- 11 -</b>	
Vivian Langley	1975-76
Ledeane Hutton	1977-78
Donna Barrett	1979
Rozetha Burrow	1992
Shun Hunter	1993-96
Lateefah Joye	2005
Jessica Merritt	2012-13
<b>Hannah Cook</b>	<b>2014-Present</b>

<b>- 12 -</b>	
Leila Jones	1975-76
Margaret Fisher	1976-79
Karen Hutton	1980
Kristie Snyder	1982
Kittie Hines	1983-84
Audrey Gavin	1984-85
Beverly Lee	1989-91
Madonna Thompson	1992-95
Nicole Carruth	1997-01
Nikki Davis	2007
Taylor Allen	2008
Shafontaye Myers	2011-14
C'Coriea Foy	2015-16
<b>- 13 -</b>	
Kathy Geiger	1976
Doris Roy	1977-78
Debbie Bozeman	1980-82
Mary Beasley	1981
Audrey Gavin	1984-85
Tina Moore	1987-88
Nikki Hegstetter	2012-16
<b>Coco Knight</b>	<b>2016-Present</b>
<b>- 14 -</b>	
Sherry Smith	1975
Brenda Williams	1976
Dorothy Franco	1977-78
Lisa DePriest	1979-81
Donna Connaway	1981-82
Pam Timmerman	1983-86
Nia Jones	1986-87
"Boo" Gonzalez	1988
Becky Blesch	1998
Mandy Lard	2001
Erin Hogue	2011-12
Brooksie McGraw	2014
<b>- 15 -</b>	
Gayle Scarborough	1975-76
Beverly White	1977-78
Barbara Ann West	1990-92
Sharrona Alexander	1993-94
Reagan Croyle	1997-99
Manisha Redus	2001-04
Camilla Blands	2005-09
Erika Waters	2011-13
<b>Meoshonti Knight</b>	<b>2015-Present</b>
<b>- 20 -</b>	
Wanda Bankhead	1979
Lois Williams	1982
Dottie Kelso	1983-84
Neacole Hall	1985
Sandra Menefee	1986
Johna Williams	1987-88
Latasha Bethel	1989-90
Niesha Johnson	1992-95
Beth Vice	1999-03
Tawana Freeman	2004
Varisia Raffington	2008-11
<b>Ashley Williams</b>	<b>2014-Present</b>
<b>- 21 -</b>	
Julie Ellis	1975-76
Rachel White	1977
Deborah Friday	1979
Susan Cunningham	1980
Betsy Harris	1991-94
Shondra Johnson	1999-02
Kate Mastin	2003-07
Tierney Jenkins	2008-11
Kyra Crosby	2012

Taylor Berry	2016-Present
<b>- 22 -</b>	
Laura McKeever	1975
Particia Griswold	1979
Donna Conaway	1981-82
Lisa Leonard	1982-83
Bridgette Brooks	1985
Julie Beaty	1987-90
Sarah Smith	1993-96
Kari Belcher	1998-00
"Capper" Reed	2001-03
Courtney Strauthers	2007-10
Khristin Lee	2011-13
Karyla Middlebrook	2013-16
<b>Ariyah Copeland</b>	<b>2017-Present</b>
<b>- 23 -</b>	
Patty Mitchell	1975-78
Terrie Howell	1983-86
Laura Heard	1987-90
Camilia Crenshaw	1991-94
Pam Duncan	1995-98
Oreal Taylor	2001-04
Ericka Russell	2009-12
Kara Rawls	2014
<b>Shaquera Wade</b>	<b>2016-Present</b>
<b>- 24 -</b>	
Mitzi Hill	1975
Sandra Murray	1977-79
Kelly Holland	1980-82
Sandra Rushing	1983-86
Sissy Braden	1987-90
Carla Koonce	1991-95
Jennifer Teeple	1996-97
"Boo" Barnes	2000-01
Monique Bivins	2002-05
Nathalie Reshard	2007-08
<b>- 25 -</b>	
Vivian Langley	1975-76
Gwen Hackett	1976-78
Sheila Gunter	1979
Shelly Pyles	1985-88
Brittney Ezell	1995-98
Katie Sipe	2002-05
Kayla Robinson	2009-10
Briana Hutchen	2012-15
<b>Ashley Knight</b>	<b>2016-Present</b>
<b>- 30 -</b>	
Brenda Pitts	1975-78
Laura Stockham	1982
Justina Smith	1984
Nia Jones	1986-87
Stephanie Meier	1987-89
Sandra Perkins	1991
Shondra Fuller	1993-95
Rebecca Baragry	1997
Kaunda Williams	1999
"Binky" Martello	2001
Carmen McCoy	2009-11
Brittany Jack	2012-13
<b>- 31 -</b>	
Janie Smithson	1975-76
Marlene Stevenson	1992-95
Katie Hancock	2008-11

# RECORDS & HISTORY

## ALL-TIME JERSEY NUMBERS

### - 32 -

Tawanna Biddle	1975-76
Mary Hudgins	1976-79
Leah (Monteith) Goss	1994-98
Natasha Gamble	2002-05
Tamara Williams	2007-10
Alicia Mitcham	2011-12
Brittany Jack	2013-14

### - 33 -

Willene Richardson	1975
Kathy Smith	1976-78
Cara Crosslin	1994-97
Joni Crenshaw	1998-01
Lauren Hill	2003-06
Daleisha Carn	2008
Jessica Merritt	2012
Sharin Rivers	2014-15

### - 34 -

Cindy Connors	1975
Mary Hudgins	1976-79
Kathy Och	1980
Terri Hillard	1981-84
DeeDee Davis	1984-87
Michelle Smith	1988-91
Nikki Prescott	1999
Leigh Papisan	2000-03
Navonda Moore	2004-07
Oceana Hamilton	2014-15

### - 35 -

Dorothy Snoddy	1975
Cindy Vordenbaum	1976-78
Carol Payne	1979
Debbie Bozeman	1980-82
Betty Bryant	1983, 85
Vickie Cox	1985-86
Kim Barrier	1987
Tracy Bowden	1988-91
Diamanté Martinez	2014-16

### - 40 -

Deborah Tipton	1981-82
Judith Lee	1983
Kendra Willis	1988-91
Ferris Peters	2000
Talisha Chandler	2007-08
Kaneisha Horn	2010-13
Jasmine Walker	2017-Present

### - 41 -

Jocelyn Shaw	2010
--------------	------

### - 42 -

Hazel Hall	1978-81
Deborah Tipton	1981-82
Linda Burgess	1991-92
Kidada Holtzclaw	1995-98
Jennifer Vaughan	1999-00
Jamilah Johns	2001-03

### - 43 -

Carol Smith	1982-86
Jackie Rasenberg	1987
Stacey Carden	1988
Amber Lacey	1996

### - 44 -

Anne Cale	1978-81
Elisia Davis	1982
Cassandra Crumpton	1983-84
Cynthia McDougle	1985-87, 89
Kendra Willis	1988-91
Leslie Claybrook	1990-93
LaToya Caudle	1997-99

### - 45 -

Glenda Boss	1978-81
Angie Shelton	1983-84
Terrie Howell	1985-86
Laura Vaughn	1988-91
LaNisha Cartwell	1999-02

### - 50 -

Stacey Franklin	1989-92
Harriet Barnes	2005-07

### - 52 -

Sylvia Akers	1981-82
DeDe Dubose	1983-86
Laura Vaughn	1988-91
Dee Merriweather	2003-06

### - 53 -

Leslie Payne	1978-81
DeeDee Davis	1984-87
Jaqui Jones	1996-00

### - 54 -

Yolanda Watkins	1993-97
-----------------	---------

### - 55 -

Tamisha Hamilton	2004
------------------	------

## ALL-TIME ASSISTANT COACHES

Name	Years
Ron Aldy	2003-05
Kelly Brooks	2002-03
Pat Charity	1997-2000
Jane Ellen Cook	1982
Joni Crenshaw <sup>1</sup>	2008-10
<b>Kelly Curry</b>	<b>2013-Present</b>
Leah Drury	2010-12
Ty Evans <sup>1</sup>	2007-12
Brittney Ezell	2000-05
Liz Foster	1979-80
Stacey Franklin	2008-10
Clarisse Garcia	2013
Tori Harrison	1988-89
Quentin Hillsman	2004-05
Kelly Holland	1983
Dottie Kelso	1989-93
Mike Kindred	1985-86
Lisa Leonard	1987-88
Cheryl Littlejohn	1995-97
Jeff Lovell	1996-97
Tim Miller	2013
Rick Moody	1982-84
C.C. Moorer	1997-2004
Robert Mosley	2010-12
Michael Murphy	1997-2002
Lois Myers	1984-85
Terry Nooner	2013-15
Lisa Nuxol-Wilson	2005-2008
Tonya Tice Peoples	1996-97
Donnie Quinn	2013
Saudia Roundtree	2005-06
Sherrri (Blount) Smelser	1982-95
John Treloar	1979-80
Leigh Walker	1991-95
Melanie Walls	2005-2008
<b>Brooks Williams</b>	<b>2016-Present</b>
<b>Shereka Wright</b>	<b>2013-Present</b>

1 - Associate Head Coach

RECORDS & HISTORY

## SEC AWARDS

### ALL-SEC

#### SEC COACH OF THE YEAR

1986 Lois Myers

#### FIRST TEAM

Year	Name	Class	Pos.
1982	Terri Hillard	Soph.	G
1983	Cassandra Crumpton	Jr.	F
1985	Carol Smith	Jr.	C
1986	Carol Smith	Sr.	C
1988	Tracey Rutledge	Jr.	G
1991	Linda Burgess	Jr.	F
1992	Linda Burgess	Sr.	F
1993	Niesa Johnson*	Soph.	G
1994	Niesa Johnson*	Jr.	G
	Yolanda Watkins	Soph.	C
1995	Niesa Johnson*	Sr.	G
1996	Shalonda Enis*	Jr.	F
1997	Dominique Canty	Soph.	G
	Shalonda Enis	Sr.	F
1998	Dominique Canty*	Jr.	G
1999	Dominique Canty*	Sr.	G
2011	Tierney Jenkins	Sr.	F

\* - unanimous

#### SECOND TEAM

Year	Name	Class	Pos.
1988	Michelle Smith	Fr.	C
1989	Laura Heard	Jr.	F
1990	Laura Vaughn	Jr.	F
1993	Yolanda Watkins	Fr.	F/C
1994	Betsy Harris	Sr.	G
1995	Yolanda Watkins	Jr.	C
1997	Yolanda Watkins	Sr.	C
1998	Brittney Ezell	Sr.	G
	Tausha Mills	Sr.	C
2000	Shondra Johnson	Soph.	G
2001	Shondra Johnson	Jr.	G
2002	Shondra Johnson	Sr.	G
2004	Monique Bivins	Jr.	G
2005	Monique Bivins	Sr.	G
2006	Navonda Moore	Jr.	G

#### HONORABLE MENTION

Year	Name	Class	Pos.
1992	Niesa Johnson	Fr.	G

#### DEFENSIVE TEAM

Year	Name	Class	Pos.
2011	Tierney Jenkins	Sr.	F

### SEC FRESHMAN OF THE YEAR

Year	Name	Pos.
1992	Niesa Johnson	G
2017	Jordan Lewis	G

### SEC ALL-FRESHMAN

Year	Name	Pos.
1992	Niesa Johnson	G
1993	Yolanda Watkins	F/C
1996	Dominique Canty	G
2004	Kate Mastin	G
2008	Tierney Jenkins	F
2009	Ericka Russell	G
2011	Kaneisha Horn	F
2014	Ashley Williams	F
2017	Ashley Knight	F
2017	Jordan Lewis	G

### SECOND TEAM SEC ALL-FRESHMAN

Year	Name	Pos.
1988	Michelle Smith	C
1989	Amy Lannom	G
	Stacey Franklin	F

### SEC TOURNAMENT MVP

Year	Name	Class	Pos.
1984	Cassandra Crumpton	Sr.	F
*1996	Dominique Canty	Fr.	G

\* - First freshman SEC tournament MVP

### SEC ALL-TOURNAMENT TEAM

Year	Name	Class	Pos.
1981	Mary Beasley	Soph.	C
	Leslie Payne	Soph.	C
1982	Terri Hillard	Soph.	G
1984	Cassandra Crumpton	Sr.	F
1993	Niesa Johnson	Soph.	G
1995	Niesa Johnson	Sr.	G
1996	Dominique Canty	Fr.	G
	Brittney Ezell	Soph.	G
1998	Dominique Canty	Jr.	G
1999	Dominique Canty	Sr.	G

### SEC PLAYERS OF THE WEEK

Date	Name
Jan. 14, 1986	Sandra Rushing
Jan. 14, 1991	Linda Burgess
March 2, 1992	Linda Burgess
Feb. 15, 1993	Niesa Johnson
Jan. 8, 1996	Shalonda Enis
Feb. 17, 1997	Shalonda Enis
Feb. 9, 1998	Dominique Canty
Feb. 15, 1999	Dominique Canty
Dec. 23, 2002	Beth Vice
Nov. 15, 2011	Tierney Jenkins
Feb. 21, 2011	Ericka Russell
Nov. 19, 2012	Daisha Simmons
Dec. 23, 2013	Daisha Simmons
Nov. 24, 2014	Ashley Williams

### SEC FRESHMAN OF THE WEEK

Nov. 22, 2010	Jasmine Robinson
Nov. 29, 2010	Kaneisha Horn
Nov. 28, 2011	Aneesah Daniels
Jan. 27, 2014	Ashley Williams
Feb. 24, 2014	Ashley Williams
Nov. 15, 2016	Jordan Lewis
Dec. 20, 2016	Ashley Knight
Dec. 27, 2016	Jordan Lewis
Jan. 10, 2017	Jordan Lewis
Jan. 24, 2017	Jordan Lewis
Feb. 21, 2017	Jordan Lewis



ALL-AMERICANS




1983

**CASSANDRA  
CRUMPTON**

**THIRD TEAM**

American Women's Sports Federation



1992


**LINDA  
BURGESS**

**THIRD TEAM**

Women's Basketball News Service

**HONORABLE MENTION**

Basketball Times



1992-95

**NIESA  
JOHNSON**

**FIRST TEAM**

Kodak/WBCA (1994, 95)

Associated Press (1995)

U.S. Basketball Writers Association (1994, 95)

*Basketball Times* (1994)

**SECOND TEAM**

Women's Basketball News Service (1995)

**HONORABLE MENTION**

*Basketball Times* (1993)

**FRESHMAN**


*Basketball Times* (1992)

U.S. Basketball Writers Association (1992)

Women's Basketball News Service (1992)

RECORDS & HISTORY

ALL-AMERICANS



**1996-97**

**SHALONDA  
ENIS**

**FIRST TEAM**

Kodak/WBCA (1996)  
Women's Basketball News Service (1996)  
U.S. Basketball Writers Association (1997)

**SECOND TEAM**

*The Sporting News* (1997)

**THIRD TEAM**

Associated Press (1996, 97)

**HONORABLE MENTION**

Kodak/WBCA (1997)



**1996-99**

**DOMINIQUE  
CANTY**

**FIRST TEAM**

Associated Press (1999)  
U.S. Basketball Writers Association (1998, 99)  
Women's Basketball News Service (1999)  
*Women's Basketball Journal* (1999)

**SECOND TEAM**

Women's Basketball News Service (1998)  
Associated Press (1998)  
*Women's Basketball Journal* (1998)

**THIRD TEAM**


U.S. Basketball Writers Association (1997)

**HONORABLE MENTION**

Kodak/WBCA (1997, 98, 99)  
Associated Press (1997)

**FRESHMAN**

Women's Basketball News Service (1996)



**1997**

**LEAH  
GOSS**

**HONORABLE MENTION**

Associated Press

# RECORDS & HISTORY

## MISCELLANEOUS AWARDS • POLL HISTORY

### NAISMITH PLAYER OF THE YEAR

#### FINALISTS

1994	Niesa Johnson
1997	Shalonda Enis
1998	Dominique Canty
1999	Dominique Canty

### PRESEASON NAISMITH CANDIDATES

1995	Niesa Johnson
1997	Shalonda Enis

### USBWA FRESHMAN OF THE YEAR

1992	Niesa Johnson
------	---------------

### BASKETBALL TIMES

#### NATIONAL FRESHMAN OF THE YEAR

1992	Niesa Johnson
------	---------------

### WOMEN'S BASKETBALL

#### NEWS SERVICE

#### FRESHMAN OF THE YEAR

1992	Niesa Johnson
------	---------------

### SPORTS ILLUSTRATED

#### NATIONAL PLAYER OF THE WEEK

Dec. 30, 1992	Niesa Johnson
---------------	---------------

### ALABAMA AMATEUR

#### ATHLETE OF THE YEAR

1993	Niesa Johnson
------	---------------

### USA BASKETBALL

#### JUNIOR NATIONAL TEAM

1992	Niesa Johnson
1993	Niesa Johnson

### USA BASKETBALL

#### WOMEN'S NATIONAL TEAM

1994	Niesa Johnson
------	---------------

### USA BASKETBALL

#### WORLD UNIVERSITY GAMES TEAM

1995	Niesa Johnson
------	---------------

### BEFORE ALABAMA

#### WBCA JC/CC PLAYER OF THE YEAR

1995	Shalonda Enis
1996	Tausha Mills
1998	Kaunda Williams
1999	Boo Barnes

#### NAISMITH NATIONAL

#### PLAYER OF THE YEAR

1992	Yolanda Watkins
------	-----------------

### USA TODAY

#### NATIONAL PLAYER OF THE YEAR

1992	Yolanda Watkins
------	-----------------

### MCDONALD'S

#### HIGH SCHOOL ALL-AMERICAN

2010	Kaneisha Horn
------	---------------

### WBCA HIGH SCHOOL ALL-AMERICAN

2010	Kaneisha Horn
------	---------------

#### GATORADE PLAYER OF THE YEAR

1991	Niesa Johnson (Mississippi)
1992	Yolanda Watkins (Alabama)
1996	Joni Crenshaw (Mississippi)
2006	Dedrea Magee (Mississippi)
2010	Kaneisha Horn (Alabama)
2015	Shaquera Wade (Alabama)
2016	Jasmine Walker (Alabama)

#### STATE PLAYER OF THE YEAR

1985	Julie Beaty (Alabama 3A)
1985	Tracey Rutledge (Georgia)
1991	Niesa Johnson (Mississippi)
1993	Shalonda Enis (Texas Class A)
1994	Latrish Jones (Alabama 6A)
1997	Boo Barnes (Alabama 6A)
2001	Kate Mastin (Alabama 5A)
2010	Kaneisha Horn (Alabama 4A)
	Shafontaye Myers (Alabama 1A)
2015	Trista Magee (Mississippi)
	Shaquera Wade (Alabama 7A)
2016	Jordan Lewis (Florida 4A)
	Jasmine Walker (Alabama 7A)

### ALABAMA IN THE FINAL NATIONAL RANKINGS

	AP	WBCA/ Coaches
1984	12	—
1992	18	17
1993	NR	25
1994	16	4
1995	13	13
1996	10	11
1997	8	11
1998	11	11
1999	22	25

### HIGHEST REGULAR-SEASON RANKING

2 - *USA Today* (Nov. 12 and Nov. 18, 1996)

2 - *Associated Press* (Nov. 12, 1996)

### NCAA TOURNAMENT AWARDS

#### FINAL FOUR ALL-TOURNAMENT TEAM

1994	Betsy Harris
------	--------------

#### REGIONAL MVP

Year	Name	Region
1994	Betsy Harris	Midwest

#### REGIONAL ALL-TOURNAMENT

Year	Name	Region
1994	Niesa Johnson	Midwest
	Yolanda Watkins	Midwest
1996	Shalonda Enis	West

ACADEMIC AWARDS AND HONORS

SEC ACADEMIC HONOR ROLL

1985	Sandra Rushing	Sr.	Physical Education
1986	Shelly Pyles	So.	Pre-Pharmacy
1987	Shelly Pyles	Jr.	Pre-Pharmacy
1988	Julie Beaty	So.	Business
	Shelly Pyles	Sr.	Pre-Pharmacy
1989	Julie Beaty	Jr.	Business
	Tracy Bowden	So.	Physical Therapy
1990	Julie Beaty	Sr.	Business
	Tracy Bowden	Jr.	Accounting
	Sissy Braden	Sr.	Education
1991	Tracy Bowden	Sr.	Education
	Leslie Claybrook	So.	Sports Management
	Stacey Franklin	Jr.	Education
	Laura Vaughn	Sr.	Education
	Kendra Willis	Sr.	Communications
1992	Leslie Claybrook	Jr.	English
	Stacey Franklin	Sr.	Elementary Education
1993	Leslie Claybrook	Sr.	English
1994	Niesa Johnson	Jr.	Special Education
	Carla Koonce	Jr.	Physical Education
	Sarah Smith	So.	Sports Management
	Madonna Thompson	Jr.	Speech Pathology
1995	Leah Monteith	Fr.	Elementary Education
	Sarah Smith	Jr.	Sports Management
	Marlene Stevenson	Sr.	Engineering
	Madonna Thompson	Sr.	Communication Disorders
	Tonya Tice	Jr.	Human Performance
1996	Cara Crosslin	Jr.	HPE/Pre-Physical Therapy
	Pam Duncan	Sr.	Communication Disorders
	Leah Monteith	So.	Elementary Education
	Jennifer Teeple	Jr.	Sports Management
1997	Pam Duncan	Jr.	Communication Disorders
	Leah Monteith	Jr.	Elementary Education
	Jennifer Teeple	Sr.	Sports Management
	Yolanda Watkins	Sr.	General Studies
1998	Reagan Croyle	Fr.	Pre-Major Studies
	Pam Duncan	Sr.	Elementary Education
	Leah Goss	Sr.	Elementary Education
	Kidada Holtzclaw	Sr.	Human Performance
1999	Kari Belcher	Jr.	Food & Nutrition
	Reagan Croyle	So.	Biology
2000	Kari Belcher	Sr.	Food & Nutrition
2002	Shun Hunter	Sr.	Management
	Leigh Papisan	Sr.	Public Relations
	Katie Sipe	Jr.	Education
2004	Leah Drury	So.	Sports Management
	Lauren Hill	So.	Biology
	Krystle Johnson	Jr.	Math
	Kate Mastin	So.	Pre-Business
	Dee Merriweather	Jr.	Health Studies
	Marverly Nettles	So.	Criminal Justice
	Katie Sipe	Jr.	Hospitality Management
2005	Leah Drury	Jr.	Sports Management
	Natasha Gramble	Sr.	Biology
	Lauren Hill	Jr.	Biology
	Chanel Johnson	Fr.	Pre-Pharmacy
	Krystle Johnson	Sr.	Math
	Kate Mastin	Jr.	Business
	Dee Merriweather	Jr.	Health Studies
	Marverly Nettles	Jr.	Criminal Justice
	Katie Sipe	Sr.	Hotel Management
2006	Camilla Blands	Fr.	Pre-Major Studies
	Leah Drury	Jr.	Sports Management
	Lauren Hill	Jr.	Biology
	Kate Mastin	Jr.	Business
	Dee Merriweather	Sr.	Health Studies
2007	Camilla Blands	So.	Pre-Major Studies
	Alyson Butler	Fr.	Exercise Science

	Leah Drury	Sr.	Sports Management
	Kate Mastin	Sr.	Business
	Navonda Moore	Sr.	Communications
	Courtney Strauthers	Fr.	Exercise Science
	Tamara Williams	Fr.	Health Studies
2008	Camilla Blands	Jr.	Psychology
	Alyson Butler	So.	Exercise Science
	Daliesha Carn	Fr.	Psychology
	Katie Hancock	Fr.	Business Management
	Varisia Raffington	Fr.	Accounting
	Courtney Strauthers	So.	Exercise Science
	Tamara Williams	So.	Health Studies
2009	Alyson Butler	Jr.	Exercise Science
	Erica Russell	Fr.	Business Administration
	Tamara Williams	Jr.	Health Studies
2010	Alyson Butler	Sr.	Exercise Science
	Katie Hancock	Jr.	Business Management
	Erica Russell	So.	Business Administration
	Courtney Strauthers	Sr.	Exercise Science
	Tamara Williams	Sr.	Health Studies
2011	Katie Hancock	Sr.	Marketing
	Erin Hogue	So.	General Health Sciences
	Kaneisha Horn	Fr.	Sports Medicine
	Erica Russell	Jr.	Business Administration
2012	Khristin Bush	So.	Nursing
	Aneesah Daniels	Fr.	Management
2013	Emily Davis	Fr.	Elementary Education
	Nikki Hegstetter	Fr.	Advertising
	Briana Hutchen	So.	Communication Studies
	Khristin Lee	Jr.	Communication Studies
	Jasmine Steele	Fr.	Pre-Business
	Erika Waters	Jr.	General Health
2014	Emily Davis	So.	Elementary Education
	Oceana Hamilton	Fr.	Advertising
	Nikki Hegstetter	So.	Marketing
	Courtney Hunter	Fr.	Accounting
	Briana Hutchen	Jr.	Communication Studies
	Karyla Middlebrook	Fr.	Business
	Kara Rawls	Fr.	Human Development
	Ashley Williams	Fr.	Criminal Justice
2015	Quanetria Bolton	Fr.	Exercise Science
	Oceana Hamilton	So.	Advertising
	Breanna Hayden	So.	Exercise Science
	Nikki Hegstetter	Jr.	Marketing
	Briana Hutchen	Sr.	Communication Studies
	Meoshonti Knight	Fr.	Human Development
	Karyla Middlebrook	RS Fr.	Business
	Sharin Rivers	Sr.	Exercise Science
	Ashley Williams	So.	Criminal Justice
2016	Quanetria Bolton	So.	Exercise Science
	Nikki Hegstetter	Sr.	Marketing
	Trista Magee	Fr.	Marketing
	Karyla Middlebrook	So.	Management
	Shaquera Wade	Fr.	Human Development
	Ashley Williams	Jr.	Criminal Justice
2017	Taylor Berry	So.	Chemical Engineering
	Quanetria Bolton	Jr.	Exercise Science
	Ashley Knight	Fr.	Criminal Justice
	Jordan Lewis	Fr.	Business
	Ashley Williams	Sr.	Criminal Justice

# RECORDS & HISTORY

## ALL-TIME SERIES RESULTS

### AIR FORCE 1-0

Dec. 30, 2011 W 80-45 Tuscaloosa, Ala.

### AKRON 3-0

Dec. 18, 1996 W 89-44 Myrtle Beach, S.C.  
Dec. 6, 1997 W 94-53 Tuscaloosa, Ala.  
Dec. 5, 1999 W 82-62 Akron, Ohio

### ALABAMA A&M 11-0

Dec. 11, 1999 W 76-51 Tuscaloosa, Ala.  
Jan. 4, 2001 W 74-41 Tuscaloosa, Ala.  
Dec. 21, 2004 W 71-62 Tuscaloosa, Ala.  
Dec. 1, 2005 W 81-55 Tuscaloosa, Ala.  
Dec. 17, 2007 W 62-57 Tuscaloosa, Ala.  
Dec. 22, 2008 W 76-65 Tuscaloosa, Ala.  
Dec. 20, 2010 W 67-62 Tuscaloosa, Ala.  
Nov. 25, 2013 W 60-32 Tuscaloosa, Ala.  
Nov. 26, 2014 W 75-44 Tuscaloosa, Ala.  
Nov. 13, 2015 W 96-44 Tuscaloosa, Ala.  
Nov. 27, 2016 W 97-29 Tuscaloosa, Ala.

### ALABAMA-HUNTSVILLE 6-0

Dec. 6, 1979 W 95-65 Tuscaloosa, Ala.  
Jan. 14, 1980 W 104-72 Huntsville, Ala.  
Jan. 22, 1981 W 80-61 Huntsville, Ala.  
Feb. 5, 1981 W 87-53 Tuscaloosa, Ala.  
Nov. 27, 1984 W 88-57 Huntsville, Ala.  
Jan. 9, 1986 W 85-70 Huntsville, Ala.

### ALABAMA STATE 14-3

Jan. 26, 1976 W 74-67 Tuscaloosa, Ala.  
Feb. 2, 1976 L 66-76 Montgomery, Ala.  
Dec. 15, 1979 W 85-79 Montgomery, Ala.  
Dec. 2, 1980 W 94-44 Tuscaloosa, Ala.  
Feb. 26, 1988 W 88-57 Tuscaloosa, Ala.  
Jan. 17, 1991 W 99-71 Montgomery, Ala.  
Feb. 13, 1991 W 105-74 Tuscaloosa, Ala.  
Nov. 26, 1991 W 103-62 Tuscaloosa, Ala.  
Feb. 6, 1992 W 85-66 Montgomery, Ala.  
March 1, 1993 W 80-57 Montgomery, Ala.  
Feb. 23, 1994 W 98-56 Tuscaloosa, Ala.  
Jan. 31, 1996 W 105-42 Tuscaloosa, Ala.  
Dec. 5, 2001 L 84-89 Montgomery, Ala.  
Nov. 25, 2008 W 75-47 Tuscaloosa, Ala.  
Dec. 4, 2009 L 67-72 Montgomery, Ala.  
Dec. 1, 2010 W 80-31 Tuscaloosa, Ala.  
Dec. 17, 2011 W 64-54 Montgomery, Ala.

### ALCORN STATE 8-1

Feb. 3, 1986 W 71-58 Tuscaloosa, Ala.  
Feb. 11, 1987 W 74-64 Lorman, Miss.  
Feb. 10, 1988 W 82-63 Tuscaloosa, Ala.  
Dec. 18, 1988 W 91-77 Tuscaloosa, Ala.  
Jan. 25, 1989 L 71-86 Lorman, Miss.  
Dec. 9, 1989 W 71-67 Murray, Ky.  
Dec. 16, 1989 W 60-49 Tuscaloosa, Ala.  
Dec. 6, 2015 W 97-50 Tuscaloosa, Ala.  
Dec. 1, 2016 W 93-43 Tuscaloosa, Ala.

### AMERICAN 1-0

Dec. 11, 1988 W 77-31 Huntington, W. Va.

### APPALACHIAN STATE 4-0

Jan. 13, 1992 W 114-90 Boone, N.C.  
Feb. 8, 1993 W 94-64 Tuscaloosa, Ala.  
March 15, 1996 W 95-66 Tuscaloosa, Ala.  
Nov. 16, 2015 W 93-59 Tuscaloosa, Ala.

### ARIZONA 1-0

Nov. 29, 1987 W 80-74<sup>20T</sup> Bowling Green, Ky.

### ARIZONA STATE 2-0

Dec. 28, 1988 W 84-67 Jamaica, N.Y.  
Nov. 28, 1996 W 102-74 San Juan, Puerto Rico

### ARKANSAS 14-21

Jan. 26, 1980 L 54-68 Fayetteville, Ark.  
Jan. 17, 1981 W 70-65 Tuscaloosa, Ala.  
Feb. 22, 1992 W 80-76 Fayetteville, Ark.  
Feb. 20, 1993 W 66-56 Tuscaloosa, Ala.  
Feb. 2, 1994 L 75-82 Fayetteville, Ark.  
Dec. 6, 1994 W 93-79 Tuscaloosa, Ala.  
March 4, 1995 W 86-72 Chattanooga, Tenn.  
Jan. 4, 1996 W 92-85<sup>OT</sup> Fayetteville, Ark.  
Feb. 6, 1997 W 102-61 Tuscaloosa, Ala.  
March 1, 1997 W 85-63 Chattanooga, Tenn.  
Jan. 11, 1998 L 90-102<sup>OT</sup> Fayetteville, Ark.  
Feb. 18, 1999 L 73-77 Tuscaloosa, Ala.  
Feb. 3, 2000 L 62-66 Fayetteville, Ark.  
Feb. 1, 2001 W 74-69 Tuscaloosa, Ala.  
Jan. 10, 2002 W 84-70 Fayetteville, Ark.  
Feb. 2, 2002 L 70-72 Tuscaloosa, Ala.  
Feb. 2, 2003 L 58-59 Tuscaloosa, Ala.  
March 2, 2003 L 57-68 Fayetteville, Ark.  
March 6, 2003 L 48-53 Little Rock, Ark.  
Feb. 15, 2004 W 68-65 Tuscaloosa, Ala.  
Feb. 10, 2005 L 68-83 Fayetteville, Ark.  
Jan. 15, 2006 W 75-73 Tuscaloosa, Ala.  
Jan. 18, 2007 L 63-71 Fayetteville, Ark.  
Jan. 17, 2008 L 49-63 Tuscaloosa, Ala.  
Feb. 22, 2009 L 69-74 Fayetteville, Ark.  
Jan. 24, 2010 L 62-66<sup>OT</sup> Tuscaloosa, Ala.  
Feb. 21, 2010 W 69-58 Fayetteville, Ark.  
Jan. 16, 2011 L 53-57 Tuscaloosa, Ala.  
Feb. 27, 2011 W 92-79 Fayetteville, Ark.  
Feb. 2, 2012 L 52-70 Fayetteville, Ark.  
Feb. 10, 2013 L 80-91<sup>30T</sup> Tuscaloosa, Ala.  
Feb. 12, 2014 L 55-75 Fayetteville, Ark.  
Feb. 1, 2015 L 42-53 Tuscaloosa, Ala.  
Feb. 18, 2016 L 67-69 Fayetteville, Ark.  
Jan. 15, 2017 L 50-68 Tuscaloosa, Ala.

### ARKANSAS-LITTLE ROCK 1-0

March 19, 2017 W 55-53 Tuscaloosa, Ala.

### ARKANSAS-PINE BLUFF 3-0

Dec. 4, 2010 W 90-56 Tuscaloosa, Ala.  
Nov. 17, 2013 W 79-60 Tuscaloosa, Ala.  
Dec. 16, 2014 W 71-27 Tuscaloosa, Ala.

### ARKANSAS STATE 3-2

Dec. 19, 1985 W 87-68 Jonesboro, Ark.  
Jan. 15, 1988 W 83-64 Tuscaloosa, Ala.  
Dec. 8, 1989 W 84-65 Murray, Ky.  
Nov. 13, 2007 L 56-73 Jonesboro, Ark.  
Nov. 18, 2007 L 45-49 Tuscaloosa, Ala.

### ARMY 0-1

Jan. 5, 1980 L 50-62 Miami, Fla.

### ATHENS COLLEGE 2-0

Dec. 6, 1974 W 78-50 Athens, Ala.  
Feb. 1, 1975 W 48-35 Tuscaloosa, Ala.

### AUBURN 36-49

Feb. 14, 1975 L 71-93 Auburn, Ala.  
Feb. 21, 1975 L 60-78 Auburn, Ala.  
March 1, 1975 L 74-79 Tuscaloosa, Ala.  
Nov. 17, 1975 L 54-76 Auburn, Ala.  
March 1, 1976 W 71-62 Tuscaloosa, Ala.  
March 10, 1976 W 90-74 Tuscaloosa, Ala.  
Nov. 29, 1976 W 86-81 Tuscaloosa, Ala.  
Dec. 16, 1976 W 65-59 Auburn, Ala.  
Feb. 24, 1977 W 81-66 Tuscaloosa, Ala.  
Nov. 30, 1977 W 67-50 Tuscaloosa, Ala.  
Jan. 28, 1978 W 56-48 Auburn, Ala.  
Jan. 4, 1979 W 86-67 Starkville, Miss.  
Jan. 20, 1979 L 64-75 Auburn, Ala.  
Feb. 17, 1979 W 62-55 Tuscaloosa, Ala.  
Feb. 24, 1979 L 72-80 Troy, Ala.  
Jan. 23, 1980 L 71-77 Auburn, Ala.  
Jan. 12, 1981 W 66-65 Tuscaloosa, Ala.  
Feb. 1, 1981 L 50-61 Baton Rouge, La.  
Feb. 28, 1981 L 50-67 Troy, Ala.  
Jan. 27, 1982 L 56-72 Auburn, Ala.  
Feb. 22, 1982 L 59-63 Tuscaloosa, Ala.  
Jan. 5, 1983 L 49-60 Auburn, Ala.  
Feb. 9, 1983 L 63-79 Tuscaloosa, Ala.  
Jan. 5, 1984 W 65-56 Auburn, Ala.  
Feb. 9, 1984 W 64-60 Tuscaloosa, Ala.  
Jan. 16, 1985 L 53-71 Auburn, Ala.  
Feb. 18, 1985 W 84-67 Tuscaloosa, Ala.  
Jan. 15, 1986 L 86-87<sup>OT</sup> Tuscaloosa, Ala.  
Feb. 21, 1987 L 60-78 Auburn, Ala.  
March 5, 1987 L 61-89 Albany, Ga.  
Jan. 27, 1988 L 57-88 Tuscaloosa, Ala.  
Feb. 22, 1989 L 44-89 Auburn, Ala.  
Feb. 21, 1990 W 71-68 Tuscaloosa, Ala.  
Feb. 2, 1991 L 48-77 Auburn, Ala.  
Feb. 12, 1992 W 72-69 Tuscaloosa, Ala.  
Feb. 17, 1993 L 67-93 Auburn, Ala.  
Feb. 16, 1994 W 84-71 Tuscaloosa, Ala.  
Jan. 28, 1995 L 70-86 Auburn, Ala.  
Jan. 24, 1996 W 69-67 Tuscaloosa, Ala.  
Feb. 13, 1996 L 58-75 Auburn, Ala.  
March 2, 1996 W 65-59 Chattanooga, Tenn.  
Jan. 7, 1997 W 68-65 Auburn, Ala.  
Feb. 11, 1997 W 89-57 Tuscaloosa, Ala.  
Jan. 7, 1998 W 62-46 Tuscaloosa, Ala.  
Feb. 11, 1998 W 62-45 Auburn, Ala.  
Jan. 7, 1999 L 69-73 Auburn, Ala.  
Feb. 11, 1999 W 72-57 Tuscaloosa, Ala.  
Feb. 26, 1999 W 76-72 Chattanooga, Tenn.  
Jan. 13, 2000 L 51-69 Auburn, Ala.  
Feb. 13, 2000 L 59-69 Tuscaloosa, Ala.  
Jan. 11, 2001 W 60-53 Tuscaloosa, Ala.  
Feb. 11, 2001 W 61-60 Auburn, Ala.  
March 1, 2001 W 59-55 Memphis, Tenn.  
Jan. 24, 2002 W 78-70 Tuscaloosa, Ala.  
Feb. 10, 2002 W 60-57 Auburn, Ala.  
Jan. 19, 2003 L 61-65 Auburn, Ala.  
Feb. 27, 2003 W 67-62 Tuscaloosa, Ala.  
Jan. 22, 2004 L 61-70 Auburn, Ala.  
Feb. 26, 2004 L 40-72 Tuscaloosa, Ala.  
Jan. 23, 2005 L 43-59 Auburn, Ala.  
Feb. 17, 2005 L 63-74 Tuscaloosa, Ala.  
Jan. 8, 2006 W 68-54 Tuscaloosa, Ala.  
Jan. 26, 2006 L 56-65 Auburn, Ala.  
Jan. 7, 2007 L 58-63 Tuscaloosa, Ala.  
Feb. 1, 2007 L 61-93 Auburn, Ala.  
Jan. 27, 2008 L 48-62 Tuscaloosa, Ala.

## ALL-TIME SERIES RESULTS

Feb. 14, 2008	L	49-74	Auburn, Ala.
Jan. 22, 2009	L	66-84	Auburn, Ala.
Feb. 8, 2009	L	54-81	Tuscaloosa, Ala.
Jan. 14, 2010	L	62-74	Auburn, Ala.
Feb. 7, 2010	W	55-53	Tuscaloosa, Ala.
Jan. 2, 2011	L	55-66	Tuscaloosa, Ala.
Feb. 17, 2011	W	59-51	Auburn, Ala.
Jan. 5, 2012	L	55-65	Tuscaloosa, Ala.
Feb. 23, 2012	L	40-81	Auburn, Ala.
Jan. 24, 2013	W	61-51	Tuscaloosa, Ala.
Feb. 17, 2013	L	53-70	Auburn, Ala.
Jan. 16, 2014	L	39-61	Tuscaloosa, Ala.
Feb. 27, 2014	L	65-70	Auburn, Ala.
Jan. 22, 2015	W	51-50	Tuscaloosa, Ala.
Feb. 26, 2015	L	73-80	Auburn, Ala.
Jan. 14, 2016	L	59-72	Auburn, Ala.
Feb. 7, 2016	L	55-59	Tuscaloosa, Ala.
Jan. 29, 2017	L	55-66	Tuscaloosa, Ala.
Feb. 20, 2017	W	63-61 <sup>OT</sup>	Auburn, Ala.

<b>AUBURN-MONTGOMERY</b>	<b>2-0</b>
Dec. 2, 1990	W 92-69 Tuscaloosa, Ala.
Dec. 15, 1990	W 78-57 Montgomery, Ala.

<b>AUSTIN PEAY</b>	<b>3-0</b>
Dec. 17, 1991	W 97-80 Clarksville, Tenn.
Dec. 15, 1992	W 111-79 Tuscaloosa, Ala.
Dec. 20, 2008	W 63-53 Tuscaloosa, Ala.

<b>BELHAVEN</b>	<b>2-0</b>
Nov. 24, 1980	W 97-54 Tuscaloosa, Ala.
Nov. 10, 1981	W 64-62 Jackson, Miss.

<b>BALL STATE</b>	<b>1-0</b>
Dec. 30, 2008	W 81-75 Tuscaloosa, Ala.

<b>BELMONT</b>	<b>5-3</b>
March 23, 1977	L 73-88 Amarillo, Texas
Jan. 6, 2000	W 84-58 Tuscaloosa, Ala.
Dec. 2, 2000	W 70-67 Nashville, Tenn.
Dec. 20, 2006	W 52-51 Tuscaloosa, Ala.
Nov. 28, 2007	L 58-75 Nashville, Tenn.
Dec. 29, 2008	W 54-49 Tuscaloosa, Ala.
Nov. 21, 2009	L 67-69 <sup>OT</sup> Nashville, Tenn.
Dec. 18, 2010	W 64-46 Tuscaloosa, Ala.

<b>BETHUNE-COOKMAN</b>	<b>2-0</b>
Dec. 18, 1995	W 94-35 Tuscaloosa, Ala.
Dec. 18, 2003	W 77-44 Orlando, Fla.

<b>BIRMINGHAM-SOUTHERN</b>	<b>3-0</b>
Nov. 27, 2001	W 73-38 Birmingham, Ala.
Nov. 26, 2002	W 75-58 Tuscaloosa, Ala.
Dec. 18, 2006	W 83-66 Tuscaloosa, Ala.

<b>BOSTON COLLEGE</b>	<b>2-1</b>
Dec. 6, 1985	W 78-69 Evanston, Ill.
Dec. 28, 1997	W 79-70 <sup>OT</sup> Philadelphia, Pa.
Nov. 28, 2003	L 56-77 Fort Collins, Colo.

<b>BUCKNELL</b>	<b>1-0</b>
Dec. 29, 2002	W 89-64 Jersey City, N.J.

<b>BYU</b>	<b>1-0</b>
Dec. 21, 2002	W 70-59 Albuquerque, N.M.

<b>CALIFORNIA</b>	<b>1-0</b>
Nov. 24, 2000	W 76-63 Chicago, Ill.

<b>CAL STATE-BAKERSFIELD</b>	<b>1-0</b>
Nov. 28, 2009	W 87-79 San Luis Obispo, Calif.

<b>CAL STATE-FULLERTON</b>	<b>0-1</b>
Dec. 8, 1984	L 64-65 Las Vegas, Nev.

<b>CAL STATE-NORTHRIDGE</b>	<b>1-0</b>
Nov. 25, 2006	W 75-56 Moraga, Calif.

<b>CARSON-NEWMAN</b>	<b>1-1</b>
Jan. 9, 1982	L 59-63 Jefferson City, Tenn.
Jan. 22, 1982	W 85-49 Tuscaloosa, Ala.

<b>CENTENARY</b>	<b>1-0</b>
Nov. 14, 2008	W 64-55 Tuscaloosa, Ala.

<b>CENTRAL ARKANSAS</b>	<b>1-1</b>
Nov. 14, 2010	W 87-76 Tuscaloosa, Ala.
Nov. 15, 2011	L 46-58 Conway, Ark.

<b>CENTRAL MICHIGAN</b>	<b>1-0</b>
March 18, 1984	W 78-70 Mt. Pleasant, Mich.

<b>CHARLESTON</b>	<b>1-0</b>
Jan. 8, 1982	W 71-68 Jefferson City, Tenn.

<b>CHARLOTTE</b>	<b>1-1</b>
Feb. 18, 1997	L 67-69 <sup>OT</sup> Charlotte, N.C.
Feb. 5, 1998	W 74-50 Tuscaloosa, Ala.

<b>CHATTANOOGA</b>	<b>6-5</b>
Nov. 19, 1981	L 79-85 Chattanooga, Tenn.
Dec. 19, 1981	W 89-59 Birmingham, Ala.
Dec. 17, 1982	L 51-63 Tuscaloosa, Ala.
Jan. 3, 1985	W 92-64 Chattanooga, Tenn.
Dec. 31, 1986	W 81-69 Chattanooga, Tenn.
Nov. 24, 1989	W 86-59 Atlanta, Ga.
March 16, 2000	L 68-70 Chattanooga, Tenn.
Nov. 29, 2006	W 68-56 Tuscaloosa, Ala.
Dec. 15, 2007	L 34-62 Chattanooga, Tenn.
Dec. 8, 2012	L 58-72 Tuscaloosa, Ala.
Nov. 8, 2013	W 82-70 Chattanooga, Tenn.

<b>CINCINNATI</b>	<b>2-0</b>
Dec. 6, 1991	W 100-80 Murfreesboro, Tenn.
Dec. 28, 2012	W 58-47 Honolulu, Hawai'i

<b>CLEMSON</b>	<b>2-2</b>
Jan. 10, 1981	L 72-79 Tuscaloosa, Ala.
Feb. 1, 1986	W 88-69 Tuscaloosa, Ala.
Dec. 30, 1986	W 85-79 Clemson, S.C.
Dec. 19, 1992	L 68-79 Tuscaloosa, Ala.

<b>COLORADO STATE</b>	<b>1-0</b>
Dec. 2, 1994	W 74-62 Irvine, Calif.

<b>COLUMBIA</b>	<b>1-0</b>
Nov. 26, 2005	W 81-66 Seattle, Wash.

<b>CONNECTICUT</b>	<b>0-2</b>
March 23, 1995	L 56-87 Storrs, Conn.
Dec. 8, 1995	L 67-81 Richmond, Va.

<b>COPPIN STATE</b>	<b>2-0</b>
Dec. 3, 1993	W 98-31 Tuscaloosa, Ala.
Dec. 29, 2013	W 82-60 Charlottesville, Va.

<b>CREIGHTON</b>	<b>1-0</b>
Dec. 20, 2000	W 66-56 Nassau, Bahamas

<b>DELAWARE</b>	<b>0-1</b>
Dec. 29, 2004	L 59-67 Bethlehem, Pa.

<b>DELAWARE STATE</b>	<b>1-0</b>
Dec. 7, 1990	W 96-44 Radford, Va.

<b>DELTA STATE</b>	<b>3-2</b>
March 11, 1977	L 47-81 Cleveland, Miss.
March 9, 1978	L 61-74 Tallahassee, Fla.
Jan. 9, 1984	W 84-66 Cleveland, Miss.
Feb. 4, 1984	W 94-66 Tuscaloosa, Ala.
Dec. 4, 1993	W 91-71 Ruston, La.

<b>DePAUL</b>	<b>3-1</b>
Jan. 14, 1983	W 82-66 Chicago, Ill.
Dec. 9, 1983	W 81-53 Tuscaloosa, Ala.
Nov. 30, 1991	L 86-91 Chicago, Ill.
Nov. 28, 1998	W 87-67 Chicago, Ill.

<b>DRAKE</b>	<b>1-0</b>
Nov. 27, 1999	W 87-77 Cancun, Mexico

<b>DUKE</b>	<b>1-2</b>
March 18, 1995	W 121-120 <sup>40T</sup> Tuscaloosa, Ala.
Nov. 17, 2013	L 57-92 Durham, N.C.
Nov. 16, 2014	L 40-90 Tuscaloosa, Ala.

<b>EAST CAROLINA</b>	<b>1-2</b>
Dec. 29, 1993	W 107-53 Orlando, Fla.
Dec. 8, 2002	L 72-81 Greenville, N.C.
Jan. 2, 2006	L 55-61 Tuscaloosa, Ala.

<b>EAST TENNESSEE STATE</b>	<b>3-1</b>
Dec. 8, 1993	W 86-65 Johnson City, Tenn.
Jan. 3, 1995	W 102-64 Tuscaloosa, Ala.
Dec. 2, 1996	W 95-64 Johnson City, Tenn.
Jan. 2, 2008	L 62-73 Tuscaloosa, Ala.

<b>EASTERN KENTUCKY</b>	<b>1-0</b>
March 17, 2002	W 99-77 Richmond, Ky.

<b>EASTERN MICHIGAN</b>	<b>0-1</b>
Nov. 23, 2007	L 43-52 Freeport, Bahamas

<b>EASTERN WASHINGTON</b>	<b>1-0</b>
Nov. 26, 1993	W 82-62 Des Moines, Iowa

<b>EDINBORO</b>	<b>0-1</b>
Jan. 5, 1980	L 72-74 Miami, Fla.

<b>ELON</b>	<b>1-0</b>
Dec. 18, 1998	W 74-49 Las Cruces, N.M.

<b>FAULKNER</b>	<b>1-0</b>
Nov. 9, 2015	W 93-34 Tuscaloosa, Ala.

<b>FLAGLER</b>	<b>0-1</b>
March 7, 1975	L 65-66 Athens, Ala.

# RECORDS & HISTORY

## ALL-TIME SERIES RESULTS

### FLORIDA 29-28

March 11, 1976	L	56-64	Cleveland, Miss.
Jan. 5, 1977	W	78-72	Gainesville, Fla.
Jan. 17, 1977	W	92-74	Tuscaloosa, Ala.
Jan. 30, 1978	W	70-56	Gainesville, Fla.
Feb. 13, 1978	W	73-56	Tuscaloosa, Ala.
March 4, 1978	L	71-80	Starkville, Miss.
Jan. 22, 1979	L	80-88	Gainesville, Fla.
Jan. 19, 1980	W	85-66	Pensacola, Fla.
Dec. 15, 1980	W	89-66	Tuscaloosa, Ala.
Jan. 29, 1981	W	67-54	Baton Rouge, La.
Feb. 14, 1981	W	95-63	Gainesville, Fla.
Jan. 16, 1982	W	59-58	Pensacola, Fla.
Feb. 12, 1983	W	83-56	Pensacola, Fla.
March 3, 1983	W	69-53	Knoxville, Tenn.
Jan. 26, 1986	W	83-62	Tuscaloosa, Ala.
Feb. 28, 1986	W	71-57	Athens, Ga.
Feb. 28, 1987	W	87-65	Tuscaloosa, Ala.
Feb. 3, 1988	W	75-53	Gainesville, Fla.
Jan. 14, 1989	L	75-76	Gainesville, Fla.
Jan. 24, 1990	W	84-71	Tuscaloosa, Ala.
Feb. 9, 1991	L	90-93 <sup>OT</sup>	Gainesville, Fla.
March 1, 1991	W	95-75	Albany, Ga.
Jan. 4, 1992	L	101-103 <sup>2OT</sup>	Tuscaloosa, Ala.
Jan. 2, 1993	L	75-81	Gainesville, Fla.
March 6, 1993	W	88-73	Chattanooga, Tenn.
Jan. 16, 1994	L	75-80	Tuscaloosa, Ala.
Jan. 15, 1995	L	88-97	Gainesville, Fla.
Feb. 17, 1996	W	73-54	Tuscaloosa, Ala.
Feb. 16, 1997	W	86-81	Gainesville, Fla.
March 2, 1997	L	72-83	Chattanooga, Tenn.
Dec. 21, 1997	L	62-70	Gainesville, Fla.
Feb. 14, 1998	W	73-51	Tuscaloosa, Ala.
Feb. 28, 1998	W	74-61	Columbus, Ga.
Dec. 10, 1998	L	71-77	Tuscaloosa, Ala.
Feb. 15, 1999	W	75-73	Gainesville, Fla.
Feb. 27, 2000	L	60-84	Gainesville, Fla.
Feb. 25, 2001	L	62-74	Tuscaloosa, Ala.
Jan. 13, 2002	L	77-83	Gainesville, Fla.
Feb. 16, 2003	W	69-65	Tuscaloosa, Ala.
Jan. 29, 2004	L	69-76	Gainesville, Fla.
Feb. 6, 2005	W	77-66	Tuscaloosa, Ala.
March 3, 2005	W	62-58	Greenville, S.C.
Jan. 5, 2006	L	44-59	Gainesville, Fla.
Feb. 18, 2007	L	64-66	Tuscaloosa, Ala.
Jan. 13, 2008	L	65-80	Gainesville, Fla.
Feb. 5, 2009	L	71-92	Tuscaloosa, Ala.
Jan. 21, 2010	W	82-58	Tuscaloosa, Ala.
Feb. 28, 2010	W	66-61	Gainesville, Fla.
Jan. 27, 2011	L	64-70	Gainesville, Fla.
Feb. 13, 2011	W	64-59	Tuscaloosa, Ala.
Jan. 19, 2012	L	37-61	Gainesville, Fla.
Feb. 2, 2013	L	54-87	Gainesville, Fla.
Feb. 24, 2013	L	61-67	Tuscaloosa, Ala.
Jan. 30, 2014	L	75-67	Gainesville, Fla.
Feb. 26, 2015	L	49-53	Tuscaloosa, Ala.
Jan. 21, 2016	L	72-80	Gainesville, Fla.
Feb. 12, 2017	L	56-66	Tuscaloosa, Ala.

### FLORIDA A&M 4-1

Nov. 28, 1986	W	81-60	Atlanta, Ga.
Dec. 17, 2008	W	70-68 <sup>OT</sup>	Tuscaloosa, Ala.
Dec. 16, 2009	L	52-61	Tallahassee, Fla.
Nov. 14, 2014	W	60-44	Tuscaloosa, Ala.
Dec. 28, 2016	W	81-46	Tuscaloosa, Ala.

### FLORIDA INTERNATIONAL 1-1

Dec. 21, 2003	L	55-61	Miami, Fla.
Jan. 3, 2005	W	60-54	Tuscaloosa, Ala.

### FLORIDA STATE 5-5

Jan. 12, 1980	W	88-61	Tuscaloosa, Ala.
Nov. 28, 1980	L	76-77	Orlando, Fla.
Dec. 6, 1982	L	64-73	Tuscaloosa, Ala.
Feb. 16, 1982	W	64-61	Tallahassee, Fla.
Feb. 1, 1988	W	70-64	Tallahassee, Fla.
Jan. 30, 1989	W	70-68	Tuscaloosa, Ala.
Dec. 6, 1989	L	76-81	Tuscaloosa, Ala.
Jan. 16, 1991	L	65-88	Tallahassee, Fla.
Dec. 31, 1993	W	87-33	Orlando, Fla.
Nov. 26, 2010	L	61-68	Freeport, Bahamas

### FREED-HARDEMAN 1-0

Feb. 6, 1981	W	95-51	Tuscaloosa, Ala.
--------------	---	-------	------------------

### FURMAN 1-0

Nov. 14, 1997	W	91-41	Tuscaloosa, Ala.
---------------	---	-------	------------------

### GEORGETOWN 2-1

Nov. 22, 2014	W	72-58	Lawrence, Kan.
Dec. 12, 2015	W	78-66	Tuscaloosa, Ala.
Dec. 11, 2016	L	59-70	Washington, D.C.

### GEORGIA 11-38

Jan. 24, 1977	W	77-62	Athens, Ga.
Feb. 3, 1979	W	81-65	Tuscaloosa, Ala.
Jan. 9, 1981	W	72-61	Clemson, S.C.
Jan. 31, 1981	W	80-66	Baton Rouge, La.
March 5, 1984	L	65-74	Athens, Ga.
Feb. 5, 1986	L	69-73	Tuscaloosa, Ala.
March 1, 1986	L	71-88	Athens, Ga.
Nov. 30, 1986	L	59-78	Atlanta, Ga.
Feb. 1, 1987	L	55-77	Athens, Ga.
Jan. 7, 1988	L	67-84	Tuscaloosa, Ala.
Feb. 11, 1989	L	55-56	Athens, Ga.
Jan. 9, 1990	L	65-70	Tuscaloosa, Ala.
Feb. 20, 1991	L	47-83	Athens, Ga.
March 2, 1991	L	69-78	Albany, Ga.
Feb. 29, 1992	W	105-81	Tuscaloosa, Ala.
Feb. 28, 1993	W	67-50	Athens, Ga.
March 7, 1993	L	72-76	Chattanooga, Tenn.
Jan. 5, 1994	W	70-57	Tuscaloosa, Ala.
Jan. 18, 1995	L	67-91	Athens, Ga.
Dec. 18, 1996	L	83-89	Tuscaloosa, Ala.
Jan. 15, 1997	W	68-64	Athens, Ga.
Feb. 8, 1998	W	90-77	Tuscaloosa, Ala.
Jan. 3, 1999	L	70-85	Athens, Ga.
Jan. 9, 2000	L	62-71	Tuscaloosa, Ala.
Feb. 24, 2000	L	37-72	Athens, Ga.
Jan. 7, 2001	L	41-96	Athens, Ga.
Feb. 22, 2001	L	48-71	Tuscaloosa, Ala.
Feb. 21, 2002	L	62-73	Athens, Ga.
Feb. 28, 2002	L	60-64	Nashville, Tenn.
Jan. 23, 2003	L	47-77	Tuscaloosa, Ala.
Feb. 1, 2004	L	68-71	Athens, Ga.
Feb. 3, 2005	L	63-72	Tuscaloosa, Ala.
Feb. 5, 2006	L	59-84	Athens, Ga.
Feb. 8, 2007	L	51-92	Tuscaloosa, Ala.
Jan. 20, 2008	L	53-71	Athens, Ga.
March 6, 2008	L	62-71	Nashville, Tenn.
Jan. 25, 2009	L	61-63	Tuscaloosa, Ala.
Jan. 3, 2010	L	44-52	Tuscaloosa, Ala.

Feb. 14, 2010	L	47-76	Athens, Ga.
March 4, 2010	L	66-73	Duluth, Ga.
Jan. 20, 2011	L	51-60	Tuscaloosa, Ala.
Feb. 6, 2011	L	54-81	Athens, Ga.
Feb. 5, 2012	L	66-81	Tuscaloosa, Ala.
Jan. 10, 2013	L	83-95	Tuscaloosa, Ala.
Jan. 31, 2013	L	59-65	Athens, Ga.
Jan. 26, 2014	W	69-66	Tuscaloosa, Ala.
Jan. 4, 2015	L	47-64	Athens, Ga.
Jan. 17, 2016	W	64-50	Tuscaloosa, Ala.
Feb. 23, 2017	L	65-71 <sup>OT</sup>	Athens, Ga.

### GEORGIA SOUTHERN 8-1

Jan. 31, 1975	L	66-73	Tuscaloosa, Ala.
Jan. 11, 1989	W	73-54	Tuscaloosa, Ala.
March 17, 1993	W	102-70	Tuscaloosa, Ala.
Feb. 18, 1998	W	87-48	Statesboro, Ga.
Nov. 15, 1998	W	72-40	Tuscaloosa, Ala.
Dec. 22, 2005	W	76-71	Tuscaloosa, Ala.
Nov. 19, 2010	W	65-55	Statesboro, Ga.
Nov. 21, 2011	W	67-34	Tuscaloosa, Ala.
Nov. 22, 2016	W	66-48	Tuscaloosa, Ala.

### GEORGIA STATE 10-1

Dec. 19, 1977	W	68-58	Atlanta, Ga.
Feb. 14, 1979	L	84-92	Tuscaloosa, Ala.
Dec. 5, 1981	W	71-54	Tuscaloosa, Ala.
Jan. 4, 1982	W	75-68	Atlanta, Ga.
Dec. 4, 1982	W	94-67	Atlanta, Ga.
Jan. 7, 1984	W	95-83	Tuscaloosa, Ala.
Feb. 1, 1985	W	100-67	Tuscaloosa, Ala.
Nov. 25, 1989	W	102-70	Atlanta, Ga.
Dec. 21, 1990	W	62-21	Tuscaloosa, Ala.
Nov. 24, 2015	W	72-56	Tuscaloosa, Ala.
Dec. 15, 2016	W	80-57	Tuscaloosa, Ala.

### GEORGIA TECH 4-2

Nov. 23, 1982	W	63-56	Tuscaloosa, Ala.
Nov. 30, 1983	W	79-47	Tuscaloosa, Ala.
Dec. 29, 1992	W	103-101 <sup>OT</sup>	Atlanta, Ga.
Dec. 18, 2015	L	58-70	Atlanta, Ga.
Dec. 17, 2016	W	67-65	Tuscaloosa, Ala.
March 26, 2017	L	66-76	Atlanta, Ga.

### GRAMBLING STATE 6-0

Dec. 18, 1992	W	117-51	Tuscaloosa, Ala.
Dec. 4, 1993	W	81-50	Tuscaloosa, Ala.
Nov. 26, 1994	W	90-70	Tuscaloosa, Ala.
Dec. 27, 1996	W	70-67	Tuscaloosa, Ala.
March 12, 1999	W	80-68	Chapel Hill, N.C.
Dec. 20, 2015	W	72-57	Tuscaloosa, Ala.

### HAMPTON 2-0

Dec. 20, 2007	W	63-60 <sup>OT</sup>	Tuscaloosa, Ala.
Nov. 22, 2008	W	69-60	Hampton, Va.

### HAWAII 1-0

Dec. 30, 2012	W	44-43	Honolulu, Hawaii
---------------	---	-------	------------------

### HOUSTON 3-3

Dec. 2, 1989	L	51-71	Murfreesboro, Tenn.
Dec. 20, 1991	W	93-80	Tuscaloosa, Ala.
Jan. 4, 2003	L	62-68	Houston, Texas
Jan. 3, 2004	L	70-76	Tuscaloosa, Ala.
Nov. 13, 2012	W	83-74	Houston, Texas
Dec. 8, 2013	W	51-44	Tuscaloosa, Ala.

RECORDS & HISTORY

**ALL-TIME SERIES RESULTS****IDAHO STATE 1-0**

Dec. 12, 1981 W 93-55 Columbia, Mo.

**ILLINOIS 2-1**

Jan. 7, 1994 W 79-68 Champaign, Ill.

Jan. 10, 1995 W 84-47 Tuscaloosa, Ala.

Nov. 29, 2009 L 55-64 San Luis Obispo, Calif.

**ILLINOIS-CHICAGO 3-0**

Dec. 18, 1986 W 102-58 Tuscaloosa, Ala.

Nov. 25, 2000 W 73-43 Chicago, Ill.

Dec. 16, 2002 W 80-72 Tuscaloosa, Ala.

**INDIANA 1-0**

Nov. 30, 1997 W 77-70 Honolulu, Hawai'i

**INDIANA STATE 0-1**

March 24, 1977 L 75-84 Amarillo, Texas

**IOWA 1-0**

March 20, 1994 W 84-78 Tuscaloosa, Ala.

**IOWA STATE 1-1**

Nov. 27, 1993 W 99-57 Des Moines, Iowa

Nov. 29, 1998 L 58-61 Honolulu, Hawai'i

**JACKSON STATE 7-0**

Nov. 28, 1985 W 79-50 Tuscaloosa, Ala.

Dec. 18, 1985 W 80-68 Jackson, Miss.

Dec. 19, 1991 W 86-60 Tuscaloosa, Ala.

Dec. 9, 1995 W 92-62 Las Cruces, N.M.

Dec. 6, 1996 W 62-37 Tuscaloosa, Ala.

Jan. 27, 1997 W 78-44 Tuscaloosa, Ala.

Nov. 17, 2009 W 79-39 Tuscaloosa, Ala.

**JACKSONVILLE 1-0**

Dec. 17, 2013 W 75-62 Tuscaloosa, Ala.

**JACKSONVILLE STATE 8-1**

Jan. 23, 1978 W 78-56 Tuscaloosa, Ala.

Feb. 8, 1990 W 69-63 Tuscaloosa, Ala.

Nov. 27, 1990 W 89-79 Tuscaloosa, Ala.

Dec. 18, 2001 W 72-53 Jacksonville, Ala.

Dec. 2, 2003 W 81-52 Tuscaloosa, Ala.

Dec. 22, 2007 W 63-54 Tuscaloosa, Ala.

Nov. 11, 2012 W 80-43 Tuscaloosa, Ala.

Dec. 17, 2013 W 75-62 Tuscaloosa, Ala.

Nov. 18, 2014 L 62-64 Tuscaloosa, Ala.

**JUDSON 6-2**

Dec. 6, 1974 W 77-53 Athens, Ala.

Jan. 16, 1975 W 71-63 Tuscaloosa, Ala.

Jan. 30, 1975 L 57-63 Marion, Ala.

Feb. 22, 1975 L 29-61 Auburn, Ala.

Jan. 19, 1975 W 73-63 Tuscaloosa, Ala.

Feb. 16, 1976 W 84-73 Marion, Ala.

Feb. 19, 1977 W 95-43 Tuscaloosa, Ala.

Feb. 20, 1978 W 87-47 Marion, Ala.

**KANSAS 3-1**

Dec. 12, 2010 L 57-79 Lawrence, Kan.

Dec. 4, 2011 W 80-76 Tuscaloosa, Ala.

Nov. 21, 2014 W 85-80 Lawrence, Kan.

Dec. 4, 2016 W 71-65<sup>OT</sup> Lawrence, Kan.**KANSAS STATE 1-1**

Nov. 26, 1999 W 63-60 Cancun, Mexico

Dec. 18, 2004 L 52-71 Springfield, Mo.

**KENTUCKY 17-28**

Jan. 20, 1978 W 66-62 Lexington, Ky.

Jan. 13, 1979 W 83-70 Tuscaloosa, Ala.

Feb. 8, 1980 L 69-77 Knoxville, Tenn.

Feb. 26, 1982 L 76-82 Lexington, Ky.

Jan. 18, 1983 L 77-104 Tuscaloosa, Ala.

Dec. 20, 1983 W 78-49 Lexington, Ky.

Feb. 12, 1986 W 76-75 Tuscaloosa, Ala.

Feb. 7, 1987 L 80-89 Lexington, Ky.

Jan. 13, 1988 W 74-54 Tuscaloosa, Ala.

Feb. 17, 1989 L 84-89 Lexington, Ky.

Feb. 17, 1990 L 58-74 Tuscaloosa, Ala.

Jan. 24, 1991 W 72-65 Lexington, Ky.

Feb. 1, 1992 W 78-72 Tuscaloosa, Ala.

March 6, 1992 L 87-95 Albany, Ga.

Jan. 31, 1993 L 73-77 Lexington, Ky.

Feb. 13, 1994 W 96-82 Tuscaloosa, Ala.

Feb. 18, 1995 W 68-62 Lexington, Ky.

Jan. 20, 1996 W 66-51 Tuscaloosa, Ala.

Jan. 22, 1997 W 78-62 Cincinnati, Ohio

Jan. 24, 1998 W 62-56 Tuscaloosa, Ala.

Jan. 24, 1999 L 72-76 Lexington, Ky.

Jan. 27, 2000 W 68-67 Tuscaloosa, Ala.

March 2, 2000 L 63-67 Chattanooga, Tenn.

Jan. 25, 2001 L 64-71 Lexington, Ky.

Jan. 6, 2002 L 62-63 Tuscaloosa, Ala.

Jan. 27, 2002 W 61-58 Lexington, Ky.

Jan. 12, 2003 L 55-59 Lexington, Ky.

Feb. 23, 2003 L 71-73<sup>2OT</sup> Tuscaloosa, Ala.

Feb. 22, 2004 L 59-62 Lexington, Ky.

Jan. 9, 2005 W 69-39 Tuscaloosa, Ala.

Feb. 26, 2006 L 60-80 Lexington, Ky.

Jan. 11, 2007 L 62-63 Tuscaloosa, Ala.

Feb. 17, 2008 L 44-64 Lexington, Ky.

Jan. 15, 2009 L 57-67 Tuscaloosa, Ala.

Jan. 17, 2010 L 63-88 Lexington, Ky.

Jan. 30, 2011 L 69-82 Tuscaloosa, Ala.

Jan. 29, 2012 L 68-82 Lexington, Ky.

Feb. 16, 2012 W 77-75 Tuscaloosa, Ala.

Jan. 6, 2013 L 70-87 Tuscaloosa, Ala.

Jan. 2, 2014 L 63-85 Tuscaloosa, Ala.

Jan. 23, 2014 W 57-55 Lexington, Ky.

Jan. 2, 2015 L 66-78 Tuscaloosa, Ala.

Jan. 7, 2016 L 48-73 Lexington, Ky.

Jan. 12, 2017 L 54-71 Tuscaloosa, Ala.

March 3, 2017 L 55-65 Greenville, S.C.

**LAMAR 2-1**

Nov. 29, 1989 W 71-64 Beaumont, Texas

Dec. 20, 1990 L 62-72 Tuscaloosa, Ala.

Dec. 9, 1994 W 102-50 Arlington, Texas

**LAMBUTH 1-0**

Feb. 13, 1976 W 80-49 Jackson, Tenn.

**LIBERTY 1-0**

Dec. 7, 2002 W 67-64 Greenville, N.C.

**LIPSCOMB 3-0**

Jan. 24, 1986 W 78-50 Nashville, Tenn.

Dec. 28, 2015 W 68-49 Tuscaloosa, Ala.

Nov. 17, 2016 W 82-35 Tuscaloosa, Ala.

**LIVINGSTON 4-0**

Dec. 3, 1981 W 72-63 Tuscaloosa, Ala.

Feb. 16, 1982 W 69-66 Livingston, Ala.

Dec. 3, 1986 W 81-70 Tuscaloosa, Ala.

Dec. 8, 1987 W 88-72 Livingston, Ala.

**LONG BEACH STATE 1-0**

Nov. 29, 2003 W 84-66 Fort Collins, Colo.

**LIU BROOKLYN 1-0**

Dec. 29, 2012 W 80-58 Honolulu, Hawai'i

**LOUISIANA-MONROE 1-0**

Nov. 29, 1991 W 118-86 Chicago, Ill.

**LSU 18-39**

Jan. 8, 1977 L 80-81 Tuscaloosa, Ala.

Feb. 5, 1997 L 75-99 Baton Rouge, La.

Jan. 4, 1978 L 60-84 Tuscaloosa, Ala.

Nov. 18, 1978 L 57-105 Baton Rouge, La.

Feb. 16, 1980 W 79-58 Tuscaloosa, Ala.

Jan. 3, 1981 L 68-80 Baton Rouge, La.

Feb. 13, 1982 W 80-78 Tuscaloosa, Ala.

Feb. 20, 1982 L 64-76 Baton Rouge, La.

Jan. 22, 1983 L 73-77 Tuscaloosa, Ala.

Feb. 19, 1983 L 56-72 Baton Rouge, La.

Jan. 21, 1984 L 61-73 Baton Rouge, La.

Feb. 17, 1984 L 74-78 Tuscaloosa, Ala.

Jan. 19, 1985 L 76-83<sup>2OT</sup> Tuscaloosa, Ala.

Feb. 6, 1985 L 76-87 Baton Rouge, La.

Feb. 8, 1986 L 82-83 Tuscaloosa, Ala.

Feb. 15, 1987 L 66-81 Baton Rouge, La.

Jan. 20, 1988 W 81-79<sup>OT</sup> Tuscaloosa, Ala.

Jan. 21, 1989 L 71-74 Baton Rouge, La.

Jan. 21, 1990 W 67-66 Tuscaloosa, Ala.

Feb. 16, 1991 L 66-78 Baton Rouge, La.

Jan. 18, 1992 W 80-72 Tuscaloosa, Ala.

Jan. 16, 1993 W 74-69 Baton Rouge, La.

March 5, 1993 W 106-86 Chattanooga, Tenn.

Jan. 30, 1994 W 91-74 Tuscaloosa, Ala.

Jan. 31, 1995 W 90-60 Baton Rouge, La.

Feb. 3, 1996 W 86-60 Tuscaloosa, Ala.

March 3, 1996 W 86-70 Chattanooga, Tenn.

Feb. 1, 1997 L 74-84 Baton Rouge, La.

Jan. 29, 1998 W 67-54 Baton Rouge, La.

Feb. 3, 1998 W 73-51 Tuscaloosa, Ala.

Jan. 28, 1999 W 71-66 Tuscaloosa, Ala.

Feb. 3, 1999 L 50-75 Baton Rouge, La.

Feb. 10, 2000 W 72-68 Tuscaloosa, Ala.

Feb. 8, 2001 L 58-74 Baton Rouge, La.

Feb. 24, 2002 W 82-73 Tuscaloosa, Ala.

Feb. 13, 2003 L 43-85 Baton Rouge, La.

Feb. 5, 2004 L 68-103 Tuscaloosa, Ala.

Jan. 16, 2005 L 51-76 Baton Rouge, La.

March 4, 2005 L 59-60 Greenville, S.C.

Jan. 19, 2006 L 43-79 Baton Rouge, La.

Feb. 23, 2006 L 61-86 Tuscaloosa, Ala.

Jan. 21, 2007 L 45-61 Tuscaloosa, Ala.

Feb. 25, 2007 L 27-70 Baton Rouge, La.

Feb. 7, 2008 L 53-89 Tuscaloosa, Ala.

Jan. 11, 2009 L 34-55 Baton Rouge, La.

Jan. 31, 2010 L 41-78 Tuscaloosa, Ala.

Jan. 9, 2011 L 43-72 Baton Rouge, La.

March 3, 2011 L 36-60 Nashville, Tenn.

Jan. 8, 2012 L 40-84 Baton Rouge, La.

Feb. 12, 2012 L 46-51 Tuscaloosa, Ala.

Feb. 28, 2013 L 42-76 Baton Rouge, La.

March 2, 2014 W 78-60 Tuscaloosa, Ala.

March 6, 2014 L 65-78 Duluth, Ga.

Feb. 8, 2015 L 39-51 Baton Rouge, La.

Jan. 3, 2016 W 62-45 Tuscaloosa, Ala.

March 2, 2016 L 49-58 Jacksonville, Fla.

Feb. 5, 2017 L 41-48 Baton Rouge, La.



# RECORDS & HISTORY

## ALL-TIME SERIES RESULTS

### LOUISIANA TECH 2-11

Dec. 9, 1982	L	55-83	Ruston, La.
Feb. 9, 1985	L	51-76	Ruston, La.
Feb. 22, 1986	L	77-82	Tuscaloosa, Ala.
Jan. 29, 1990	L	49-66	Tuscaloosa, Ala.
Jan. 3, 1991	L	57-63	Ruston, La.
Dec. 5, 1993	L	72-93	Ruston, La.
Dec. 11, 1993	W	99-77	Tuscaloosa, Ala.
April 2, 1994	L	66-69	Richmond, Va.
Feb. 11, 1995	L	56-72	Ruston, La.
March 21, 1998	L	57-71	Lubbock, Texas
Dec. 16, 2006	L	57-66	Ruston, La.
Dec. 5, 2007	L	61-62	Tuscaloosa, Ala.
Nov. 26, 2011	W	67-59	St. Thomas, U.S.V.I.

### LOUISVILLE 3-1

Dec. 18, 1983	W	71-55	Louisville, Ky.
Jan. 21, 1985	W	74-63	Tuscaloosa, Ala.
Nov. 23, 2001	W	90-89	Malibu, Calif.
Nov. 28, 2008	L	56-73	Reno, Nev.

### LOYOLA-CHICAGO 2-0

Dec. 2, 1991	W	83-74	Chicago, Ill.
Feb. 3, 1993	W	107-64	Tuscaloosa, Ala.

### LYNN 1-0

Dec. 7, 1996	W	85-44	Tuscaloosa, Ala.
--------------	---	-------	------------------

### MAINE 1-1

Jan. 5, 1995	L	73-75	Orono, Maine
Nov. 25, 1995	W	79-43	Tuscaloosa, Ala.

### MARQUETTE 1-0

Dec. 8, 1985	W	66-40	Milwaukee, Wis.
--------------	---	-------	-----------------

### MARSHALL 1-0

Nov. 28, 1997	W	91-62	Honolulu, Hawaii
---------------	---	-------	------------------

### MARYLAND 1-0

Dec. 22, 2001	W	71-56	Cancun, Mexico
---------------	---	-------	----------------

### MASSACHUSETTS 2-0

Dec. 29, 2000	W	74-62	Jersey City, N.J.
Dec. 29, 2001	W	66-65	Villanova, Penn.

### McNEESE STATE 4-0

Dec. 2, 1988	W	82-54	Hattiesburg, Miss.
Dec. 4, 2006	W	84-55	Tuscaloosa, Ala.
Nov. 23, 2010	W	69-53	Tuscaloosa, Ala.
Dec. 19, 2016	W	84-63	Niceville, Fla.

### MEMPHIS 6-6

Jan. 10, 1976	W	61-57	Tuscaloosa, Ala.
Feb. 14, 1976	L	62-94	Memphis, Tenn.
Jan. 7, 1977	L	73-78	Tuscaloosa, Ala.
Nov. 28, 1977	L	65-101	Memphis, Tenn.
Feb. 19, 1979	W	72-69	Tuscaloosa, Ala.
Dec. 11, 1981	L	56-69	Columbia, Mo.
Dec. 1, 1982	L	69-74	Memphis, Tenn.
Jan. 11, 1984	W	88-67	Tuscaloosa, Ala.
Dec. 29, 1999	L	57-77	Memphis, Tenn.
Dec. 6, 2000	W	65-55	Tuscaloosa, Ala.
March 15, 2001	W	77-67	Tuscaloosa, Ala.
March 17, 2011	W	80-69	Memphis, Tenn.

### MERCER 3-1

Jan. 21, 1993	W	91-69	Macon, Ga.
Jan. 18, 1994	W	101-46	Tuscaloosa, Ala.
Dec. 14, 2014	L	39-46	Tuscaloosa, Ala.
March 16, 2017	W	81-57	Tuscaloosa, Ala.

### MICHIGAN 2-0

Nov. 24, 2003	W	76-74 <sup>OT</sup>	Ann Arbor, Mich.
Nov. 19, 2004	W	81-79	Tuscaloosa, Ala.

### MICHIGAN STATE 1-2

Nov. 20, 1999	L	72-73	East Lansing, Mich.
Dec. 10, 2000	W	54-53	Tuscaloosa, Ala.
March 19, 2002	L	61-79	East Lansing, Mich.

### MIDDLE TENNESSEE 8-2

Dec. 3, 1977	W	75-69	Murfreesboro, Tenn.
Dec. 4, 1978	W	90-84	Tuscaloosa, Ala.
Feb. 8, 1988	W	97-58	Tuscaloosa, Ala.
Dec. 7, 1991	W	101-69	Murfreesboro, Tenn.
Dec. 19, 1994	W	99-70	Tuscaloosa, Ala.
Dec. 17, 1995	W	68-53	Murfreesboro, Tenn.
Jan. 8, 2004	L	61-65 <sup>OT</sup>	Murfreesboro, Tenn.
Nov. 22, 2004	W	80-66	Tuscaloosa, Ala.
Dec. 14, 2008	L	67-77	Murfreesboro, Tenn.
Nov. 27, 2015	W	64-46	Reno, Nev.

### MIAMI (FLORIDA) 2-0

Jan. 4, 1980	W	73-61	Miami, Fla.
Dec. 29, 1996	W	75-43	Miami, Fla.

### OLE MISS 24-34

Jan. 10, 1977	L	70-73	Tuscaloosa, Ala.
Feb. 7, 1977	L	55-76	Oxford, Miss.
Dec. 5, 1977	L	70-87	Tuscaloosa, Ala.
Feb. 15, 1978	L	46-53	Oxford, Miss.
March 3, 1978	L	71-73	Starkville, Miss.
Jan. 5, 1979	L	82-100	Starkville, Miss.
Feb. 2, 1980	L	70-72	Oxford, Miss.
Jan. 11, 1982	W	93-89 <sup>2OT</sup>	Tuscaloosa, Ala.
Feb. 6, 1982	L	53-65	Oxford, Miss.
Jan. 24, 1983	L	68-76	Tuscaloosa, Ala.
Feb. 21, 1983	L	58-85	Oxford, Miss.
Jan. 23, 1984	L	52-60	Oxford, Miss.
Feb. 20, 1984	W	80-65	Tuscaloosa, Ala.
Jan. 12, 1985	L	60-76	Tuscaloosa, Ala.
Jan. 26, 1985	L	46-66	Oxford, Miss.
Jan. 29, 1986	L	69-76	Oxford, Miss.
Jan. 17, 1987	L	70-74	Tuscaloosa, Ala.
Feb. 24, 1988	W	87-86	Oxford, Miss.
March 4, 1988	L	66-76	Albany, Ga.
Jan. 7, 1989	L	58-73	Tuscaloosa, Ala.
Jan. 6, 1990	L	41-67	Oxford, Miss.
March 2, 1990	L	45-71	Albany, Ga.
Feb. 6, 1991	L	68-72	Tuscaloosa, Ala.
Feb. 15, 1992	L	59-62	Oxford, Miss.
Feb. 13, 1993	W	93-74	Tuscaloosa, Ala.
Feb. 26, 1994	W	76-64	Oxford, Miss.
March 4, 1994	W	86-84 <sup>OT</sup>	Chattanooga, Tenn.
Feb. 27, 1995	W	84-78	Tuscaloosa, Ala.
Jan. 7, 1996	L	55-65	Oxford, Miss.
Jan. 5, 1997	W	88-60	Tuscaloosa, Ala.
Jan. 14, 1998	W	82-62	Oxford, Miss.
Jan. 14, 1999	W	78-51	Tuscaloosa, Ala.
Jan. 20, 2000	W	69-67	Oxford, Miss.
Jan. 30, 2000	W	69-67	Tuscaloosa, Ala.

Jan. 18, 2001	L	57-65	Tuscaloosa, Ala.
Jan. 28, 2001	W	67-64	Oxford, Miss.
Feb. 17, 2002	W	86-69	Tuscaloosa, Ala.
Jan. 26, 2003	W	81-70	Oxford, Miss.
Jan. 15, 2004	W	67-62	Tuscaloosa, Ala.
March 4, 2004	L	56-73	Nashville, Tenn.
Feb. 13, 2005	L	54-68	Oxford, Miss.
Feb. 9, 2006	L	67-77	Tuscaloosa, Ala.
Feb. 11, 2007	L	43-84	Oxford, Miss.
March 1, 2007	L	49-78	Duluth, Ga.
Feb. 3, 2008	L	47-76	Oxford, Miss.
Feb. 24, 2008	L	54-70	Tuscaloosa, Ala.
Jan. 18, 2009	L	43-73	Oxford, Miss.
Feb. 19, 2009	W	67-59	Tuscaloosa, Ala.
Jan. 6, 2010	L	56-70	Oxford, Miss.
Feb. 20, 2011	W	61-52	Tuscaloosa, Ala.
Jan. 15, 2012	L	55-69	Tuscaloosa, Ala.
Feb. 9, 2012	W	52-47	Oxford, Miss.
Jan. 13, 2013	W	83-75	Oxford, Miss.
Jan. 12, 2014	W	93-79	Tuscaloosa, Ala.
Jan. 11, 2015	L	63-77	Oxford, Miss.
Feb 4, 2016	W	48-37	Tuscaloosa, Ala.
Jan. 5, 2017	W	90-80	Tuscaloosa, Ala.
Jan. 22, 2017	W	65-57	Oxford, Miss.

### MISSISSIPPI COLLEGE 5-3

March 7, 1975	L	58-103	Athens, Ga.
Jan. 28, 1977	W	82-79	Tuscaloosa, Ala.
Feb. 4, 1977	L	90-97	Clinton, Miss.
March 4, 1981	L	72-76	Tuscaloosa, Ala.
Dec. 1, 1984	W	92-70	Tuscaloosa, Ala.
Jan. 28, 1985	W	96-71	Clinton, Miss.
Jan. 24, 1987	W	99-60	Tuscaloosa, Ala.
March 2, 1987	W	83-60	Clinton, Miss.

### MISSISSIPPI STATE 36-20

Jan. 15, 1977	L	74-110	Starkville, Miss.
Feb. 12, 1977	W	88-66	Tuscaloosa, Ala.
Jan. 8, 1978	W	75-61	Tuscaloosa, Ala.
Feb. 4, 1978	W	60-56	Starkville, Miss.
Nov. 30, 1979	L	72-75	Ruston, La.
Jan. 14, 1981	L	69-75	Tuscaloosa, Ala.
Feb. 18, 1981	W	75-73 <sup>2OT</sup>	Starkville, Miss.
Jan. 6, 1982	W	76-62	Starkville, Miss.
Feb. 3, 1982	W	87-65	Tuscaloosa, Ala.
Jan. 29, 1983	W	74-69	Starkville, Miss.
Feb. 26, 1983	W	69-58	Tuscaloosa, Ala.
Jan. 28, 1984	W	68-50	Tuscaloosa, Ala.
Feb. 25, 1984	W	69-61	Starkville, Miss.
Jan. 9, 1985	W	80-65	Starkville, Miss.
Jan. 24, 1985	W	87-61	Tuscaloosa, Ala.
Jan. 2, 1986	W	57-44	Starkville, Miss.
Feb. 4, 1987	W	77-54	Starkville, Miss.
March 4, 1987	W	88-76	Albany, Ga.
Feb. 13, 1988	W	77-73	Starkville, Miss.
Feb. 8, 1989	W	77-64	Tuscaloosa, Ala.
March 3, 1989	W	59-55	Albany, Ga.
Feb. 14, 1990	W	71-63	Starkville, Miss.
Jan. 23, 1991	W	69-57	Starkville, Miss.
Feb. 23, 1991	W	73-56	Tuscaloosa, Ala.
Feb. 8, 1992	W	69-66	Tuscaloosa, Ala.
Feb. 6, 1993	W	102-89	Starkville, Miss.
Feb. 19, 1994	W	68-55	Tuscaloosa, Ala.
Feb. 25, 1995	W	76-55	Starkville, Miss.
Jan. 13, 1996	W	97-64	Tuscaloosa, Ala.
Jan. 10, 1997	W	72-52	Starkville, Miss.
Jan. 18, 1998	W	85-69	Tuscaloosa, Ala.

RECORDS & HISTORY

## ALL-TIME SERIES RESULTS

Jan. 17, 1999	W	75-59	Starkville, Miss.
Jan. 23, 2000	L	65-85	Tuscaloosa, Ala.
Jan. 21, 2001	W	65-62	Starkville, Miss.
Feb. 7, 2002	W	92-86	Tuscaloosa, Ala.
Jan. 30, 2003	L	56-72	Starkville, Miss.
Jan. 25, 2004	L	57-65	Tuscaloosa, Ala.
Feb. 29, 2004	L	78-81 <sup>OT</sup>	Starkville, Miss.
Jan. 13, 2005	L	77-84	Starkville, Miss.
Jan. 30, 2005	W	72-61	Tuscaloosa, Ala.
Feb. 12, 2006	W	61-59	Starkville, Miss.
Feb. 22, 2007	L	70-89	Tuscaloosa, Ala.
Jan. 31, 2008	L	59-72	Starkville, Miss.
March 1, 2009	L	49-67	Tuscaloosa, Ala.
Feb. 4, 2010	L	44-77	Starkville, Miss.
Feb 25, 2010	L	47-71	Tuscaloosa, Ala.
Feb. 3, 2011	W	66-61	Starkville, Miss.
Feb. 24, 2011	L	55-68	Tuscaloosa, Ala.
Jan. 12, 2012	L	61-66	Tuscaloosa, Ala.
Feb. 21, 2013	L	51-75	Starkville, Miss.
March 6, 2013	W	63-36	Duluth, Ga.
Feb. 20, 2014	W	72-64	Tuscaloosa, Ala.
Jan. 18, 2015	L	50-66	Starkville, Miss.
Feb. 22, 2015	L	55-57	Tuscaloosa, Ala.
Feb. 28, 2016	L	52-61	Starkville, Miss.
Jan. 19, 2017	L	54-67	Tuscaloosa, Ala.

<b>MISSISSIPPI VALLEY STATE 5-0</b>			
Jan. 8, 1992	W	92-61	Itta Bena, Miss.
Feb. 24, 1992	W	110-51	Tuscaloosa, Ala.
Dec. 28, 2104	W	71-40	Tuscaloosa, Ala.
Nov. 22, 2015	W	98-35	Tuscaloosa, Ala.
Nov. 14, 2016	W	93-44	Tuscaloosa, Ala.

<b>MISSISSIPPI UNIVERSITY FOR WOMEN 2-0</b>			
Feb. 14, 1980	W	76-71	Tuscaloosa, Ala.
Feb. 3, 1981	W	75-62	Columbus, Miss.

<b>MISSOURI 4-5</b>			
Jan. 7, 1981	L	67-69	Tuscaloosa, Ala.
March 13, 2002	W	68-67	Columbia, Mo.
Nov. 24, 2006	L	70-78	Moraga, Calif.
March 3, 2013	L	64-88	Tuscaloosa, Ala.
Feb. 9, 2014	W	59-56	Columbia, Mo.
Feb. 12, 2015	W	67-64	Tuscaloosa, Ala.
Feb. 11, 2016	L	52-63	Columbia, Mo.
Jan. 8, 2017	W	59-58	Clumbia, Mo.
Feb. 26, 2017	L	56-65	Tuscaloosa, Ala.

<b>MISSOURI-KANSAS CITY 1-0</b>			
Dec. 20, 1999	W	84-69	Moraga, Calif.

<b>MISSOURI STATE 1-0</b>			
Dec. 30, 1985	W	86-53	Tuscaloosa, Ala.

<b>MONTEVALLO 5-0</b>			
Jan. 8, 1975	W	64-51	Montevallo, Ala.
Jan. 13, 1976	W	65-46	Montevallo, Ala.
Feb. 9, 1976	W	106-64	Tuscaloosa, Ala.
Dec. 11, 1977	W	77-31	Montevallo, Ala.
Dec. 19, 1987	W	86-62	Tuscaloosa, Ala.

<b>MORGAN STATE 1-0</b>			
Dec. 8, 1990	W	77-42	Radford, Va.

<b>MOUNT ST. MARY'S 1-0</b>			
March 16, 1995	W	82-55	Tuscaloosa, Ala.

<b>NEBRASKA 1-2</b>			
Nov. 16, 1997	L	66-74	Lincoln, Neb.
Nov. 11, 2013	L	48-62	Lincoln, Neb.
Dec. 7, 2014	W	53-51	Tuscaloosa, Ala.

<b>NEVADA 2-0</b>			
Jan. 3, 1987	W	67-66	Reno, Nev.
Nov. 26, 2005	W	76-46	St. Thomas, U.S.V.I.

<b>NEW MEXICO STATE 1-1</b>			
Dec. 31, 1987	L	81-102	Las Cruces, N.M.
Nov. 27, 1998	W	77-31	Chicago, Ill.

<b>NEW ORLEANS 3-1</b>			
Jan. 15, 1990	W	67-57	Tuscaloosa, Ala.
Dec. 17, 1990	L	55-67	New Orleans, La.
Dec. 21, 2014	W	87-58	Tuscaloosa, Ala.
Nov. 11, 2016	W	78-57	Tuscaloosa, Ala.

<b>NICHOLLS STATE 0-1</b>			
Nov. 12, 2011	L	51-72	Tuscaloosa, Ala.

<b>NORTH ALABAMA 5-0</b>			
Feb. 3, 1975	W	80-52	Florence, Ala.
Feb. 21, 1975	W	52-51	Auburn, Ala.
Jan. 30, 1976	W	72-43	Tuscaloosa, Ala.
Jan. 10, 1986	W	85-54	Florence, Ala.
Dec. 15, 1988	W	98-59	Tuscaloosa, Ala.

<b>NORTH CAROLINA 3-6</b>			
Jan. 21, 1978	W	77-72	Lexington, Ky.
Jan. 3, 1983	L	66-77	Tuscaloosa, Ala.
Dec. 3, 1983	W	81-69	Chapel Hill, N.C.
Dec. 10, 1988	L	71-75	Huntington, W.Va.
March 21, 1993	L	73-74 <sup>OT</sup>	Chapel Hill, N.C.
Dec. 30, 1993	L	83-89	Orlando, Fla.
Dec. 20, 1996	W	88-74	Myrtle Beach, S.C.
Dec. 20, 1998	L	75-90	Myrtle Beach, S.C.
March 14, 1999	L	56-70	Chapel Hill, N.C.

<b>NC STATE 3-2</b>			
Dec. 4, 1983	W	80-72	Chapel Hill, N.C.
March 17, 1996	W	88-68	Tuscaloosa, Ala.
Nov. 30, 1996	L	81-91	San Juan, Puerto Rico
Nov. 17, 2010	W	95-84	Tuscaloosa, Ala.
Dec. 11, 2011	L	57-79	Raleigh, N.C.

<b>NORTH DAKOTA STATE 1-1</b>			
Dec. 20, 2005	L	56-68	Fargo, N.D.
Dec. 30, 2006	W	78-53	Tuscaloosa, Ala.

<b>NORTH FLORIDA 1-0</b>			
Dec. 14, 2015	W	69-47	Tuscaloosa, Ala.

<b>NORTH GEORGIA 0-1</b>			
Feb. 7, 1975	L	57-70	Troy, Ala.

<b>NORTHERN IOWA 1-0</b>			
Nov. 29, 2008	W	56-76	Reno, Nev.

<b>NORTH TEXAS 1-1</b>			
Dec. 7, 2011	L	63-69	Denton, Texas
Nov. 19, 2012	W	88-83 <sup>30T</sup>	Tuscaloosa, Ala.

<b>NORTHWESTERN 1-1</b>			
Dec. 7, 1985	L	58-66	Evanston, Ill.
March 20, 2011	W	72-70	Evanston, Ill.

<b>NORTHWESTERN STATE 7-0</b>			
Dec. 10, 1982	W	74-67	Ruston, La.
Jan. 2, 1987	W	94-92	Reno, Nev.
Jan. 16, 1996	W	74-69	Natchitoches, La.
Jan. 20, 1998	W	74-68	Natchitoches, La.
Nov. 13, 1998	W	93-65	Tuscaloosa, Ala.
Dec. 6, 2009	W	61-56	Tuscaloosa, Ala.
Nov. 18, 2011	W	78-52	Tuscaloosa, Ala.

<b>NOTRE DAME 3-1</b>			
Jan. 16, 1983	W	71-56	Notre Dame, Ind.
Feb. 13, 1985	W	67-62	Tuscaloosa, Ala.
Dec. 3, 1994	W	105-87	Irvine, Calif.
March 22, 1997	L	71-87	Columbia, S.C.

<b>OKLAHOMA 1-0</b>			
Dec. 28, 1995	W	71-62	Nassau, Bahamas

<b>OKLAHOMA STATE 0-1</b>			
Dec. 21, 2000	L	54-58 <sup>OT</sup>	Nassau, Bahamas

<b>OLD DOMINION 1-1</b>			
Dec. 5, 1998	W	79-68	Richmond, Va.
Nov. 24, 2011	L	76-77	St. Thomas, U.S.V.I.

<b>ORAL ROBERTS 4-0</b>			
Feb. 20, 1992	W	100-75	Tuscaloosa, Ala.
Feb. 25, 1993	W	122-52	Tuscaloosa, Ala.
Jan. 2, 1997	W	70-65	Tuscaloosa, Ala.
Jan. 17, 1997	W	101-67	Tulsa, Okla.

<b>OREGON 1-1</b>			
Nov. 29, 1979	L	73-94	Ruston, La.
Dec. 17, 1984	W	86-56	Portland, Ore.

<b>OREGON STATE 1-1</b>			
Dec. 18, 1984	L	57-59	Portland, Ore.
March 13, 1994	W	96-86	Tuscaloosa, Ala.

<b>PENN STATE 2-1</b>			
March 26, 1994	W	96-82	Austin, Texas
Dec. 19, 1996	W	68-47	Myrtle Beach, S.C.
Dec. 6, 1998	L	73-77	Richmond, Va.

<b>PENSACOLA JUNIOR COLLEGE 1-0</b>			
Feb. 7, 1975	W	57-48	Troy, Ala.

<b>PEPPERDINE 0-1</b>			
Nov. 24, 2001	L	79-81	Malibu, Calif.

<b>PORTLAND 1-0</b>			
Dec. 16, 1984	W	90-72	Portland, Ore.

<b>PRESBYTERIAN 2-0</b>			
Dec. 21, 2009	W	71-38	Tuscaloosa, Ala.
Dec. 19, 2011	W	65-47	Tuscaloosa, Ala.

<b>PROVIDENCE 2-1</b>			
Dec. 2, 2001	L	75-78	Providence, R.I.
Dec. 3, 2002	W	72-56	Tuscaloosa, Ala.
Nov. 27, 2010	W	82-80 <sup>30T</sup>	Freeport, Bahamas

<b>PUERTO RICO-MAYAGUEZ 1-0</b>			
Nov. 29, 1996	W	88-32	Mayaguez, Puerto Rico

<b>QUEENS COLLEGE 1-0</b>			
Dec. 29, 1983	W	113-47	Flushing, N.Y.

RECORDS & HISTORY

# RECORDS & HISTORY

## ALL-TIME SERIES RESULTS

### QUINNIPIAC 0-1

Nov. 30, 2014 L 66-73 Uncasville, Conn.

### RICHMOND 1-0

Dec. 3, 1995 W 85-57 Richmond, Va.

### ST. FRANCIS 1-0

March 4, 1997 W 94-50 Miami, Fla.

### ST. JOHN'S 1-2

Dec. 28, 1983 L 73-75 Flushing, N.Y.

Dec. 30, 1988 L 54-65 Jamaica, N.Y.

Nov. 19, 1999 W 77-50 East Lansing, Mich.

### ST. JOSEPH'S 3-1

Dec. 5, 1987 W 80-69 Charlottesville, Va.

Dec. 30, 1992 W 71-64 Philadelphia, Pa.

March 16, 1997 W 61-52 Tuscaloosa, Ala.

Dec. 29, 1997 L 69-74<sup>OT</sup> Philadelphia, Pa.

### ST. MARY'S 3-1

Nov. 23, 1983 W 85-47 Moraga, Calif.

Dec. 21, 1999 W 61-59 Moraga, Calif.

Dec. 9, 2007 W 66-56 Tuscaloosa, Ala.

Nov. 29, 2013 L 76-86 Moraga, Calif.

### ST. PETER'S 3-0

Dec. 30, 1998 W 65-56 Jersey City, N.J.

Dec. 31, 2000 W 86-77<sup>OT</sup> Jersey City, N.J.

Dec. 30, 2002 W 62-57 Jersey City, N.J.

### SAM HOUSTON STATE 1-0

Dec. 7, 2008 W 90-50 Tuscaloosa, Ala.

### SAMFORD 7-2

Dec. 2, 1997 W 104-43 Tuscaloosa, Ala.

Nov. 19, 1998 W 96-52 Birmingham, Ala.

Nov. 23, 1999 W 88-51 Tuscaloosa, Ala.

Nov. 17, 2000 W 53-46 Birmingham, Ala.

Nov. 16, 2001 W 96-44 Tuscaloosa, Ala.

Nov. 22, 2002 W 68-46 Birmingham, Ala.

Nov. 10, 2006 W 62-53 Tuscaloosa, Ala.

Nov. 13, 2007 L 46-48 Birmingham, Ala.

Nov. 18, 2008 L 55-61 Tuscaloosa, Ala.

### SAN DIEGO STATE 0-1

Dec. 28, 1994 L 76-79 Jamaica, N.Y.

### SAN FRANCISCO 1-0

Nov. 24, 1990 W 76-61 Las Vegas, Nev.

### SANTA CLARA 2-0

Dec. 29, 2003 W 77-65 Santa Clara, Calif.

Nov. 21, 2005 W 77-71 Tuscaloosa, Ala.

### SAVANNAH STATE 2-0

March 10, 1977 W 65-64 Cleveland, Miss.

Dec. 2, 2006 W 102-48 Tuscaloosa, Ala.

### SETON HALL 1-0

Nov. 25, 2011 W 62-56<sup>OT</sup> St. Thomas, U.S.V.I.

### SOUTH ALABAMA 21-4

Jan. 20, 1975 W 70-40 Mobile, Ala.

Feb. 11, 1975 W 79-58 Tuscaloosa, Ala.

Feb. 14, 1977 W 77-44 Tuscaloosa, Ala.

Feb. 21, 1977 W 90-58 Tuscaloosa, Ala.

Jan. 16, 1978 W 76-50 Mobile, Ala.

Feb. 6, 1978 W 91-50 Tuscaloosa, Ala.

Feb. 24, 1978 W 96-61 Jacksonville, Ala.

Nov. 20, 1978 W 66-46 Mobile, Ala.

Jan. 25, 1979 W 97-78 Tuscaloosa, Ala.

Jan. 28, 1980 L 56-72 Mobile, Ala.

Feb. 22, 1980 L 54-64 Cleveland, Miss.

Jan. 24, 1981 W 78-68 Tuscaloosa, Ala.

Feb. 27, 1981 W 69-56 Troy, Ala.

Dec. 7, 1981 W 79-48 Tuscaloosa, Ala.

Jan. 15, 1982 W 70-56 Mobile, Ala.

Jan. 12, 1983 W 81-56 Tuscaloosa, Ala.

Feb. 3, 1983 W 80-63 Mobile, Ala.

Jan. 18, 1993 W 94-65 Mobile, Ala.

Jan. 26, 1994 W 92-54 Tuscaloosa, Ala.

Dec. 1, 1998 W 96-55 Mobile, Ala.

Nov. 30, 1999 W 82-54 Tuscaloosa, Ala.

Nov. 28, 2000 W 53-46 Mobile, Ala.

Dec. 9, 2001 W 63-61 Tuscaloosa, Ala.

Dec. 18, 2002 L 57-79 Mobile, Ala.

Dec. 30, 2005 L 48-56 Mobile, Ala.

### SOUTH CAROLINA 15-23

Feb. 10, 1979 L 62-80 Columbia, S.C.

Jan. 30, 1980 L 49-58 Tuscaloosa, Ala.

Jan. 20, 1982 W 59-55 Tuscaloosa, Ala.

March 16, 1988 L 63-77 Columbia, S.C.

Jan. 11, 1992 W 80-74 Columbia, S.C.

Jan. 9, 1993 W 87-67 Tuscaloosa, Ala.

Jan. 22, 1994 W 94-77 Columbia, S.C.

Jan. 22, 1995 W 85-62 Tuscaloosa, Ala.

Feb. 22, 1996 W 75-68<sup>OT</sup> Columbia, S.C.

Feb. 9, 1997 W 87-38 Tuscaloosa, Ala.

Jan. 4, 1998 W 64-54 Columbia, S.C.

Feb. 27, 1998 W 92-72 Columbus, Ga.

Feb. 7, 1999 W 87-73 Tuscaloosa, Ala.

Feb. 25, 1999 W 82-71 Chattanooga, Tenn.

Feb. 17, 2000 W 69-67 Columbia, S.C.

Jan. 14, 2001 L 67-82 Tuscaloosa, Ala.

Feb. 14, 2002 L 54-69 Columbia, S.C.

Feb. 9, 2003 L 34-48 Tuscaloosa, Ala.

Jan. 11, 2004 W 74-71 Tuscaloosa, Ala.

Feb. 12, 2004 L 51-77 Columbia, S.C.

Jan. 20, 2005 W 75-62 Tuscaloosa, Ala.

Feb. 20, 2005 L 57-66 Columbia, S.C.

Jan. 22, 2006 L 47-68 Tuscaloosa, Ala.

Jan. 14, 2007 L 35-95 Columbia, S.C.

Jan. 10, 2008 W 65-54 Tuscaloosa, Ala.

Feb. 15, 2009 L 57-68 Columbia, S.C.

Jan. 10, 2010 L 68-80 Tuscaloosa, Ala.

Jan. 23, 2011 L 48-59 Columbia, S.C.

Jan 1, 2012 L 42-68 Columbia, S.C.

Feb. 19, 2012 L 55-69 Tuscaloosa, Ala.

March 1, 2012 L 38-57 Nashville, Tenn.

Feb. 7, 2013 L 53-65 Tuscaloosa, Ala.

March 7, 2013 L 35-77 Duluth, Ga.

Jan. 19, 2014 L 51-77 Columbia, S.C.

Jan. 8, 2015 L 59-102 Tuscaloosa, Ala.

Jan. 29, 2015 L 54-85 Columbia, S.C.

Feb. 22, 2016 L 66-46 Tuscaloosa, Ala.

Jan. 1, 2017 L 45-93 Columbia, S.C.

### SOUTH DAKOTA STATE 0-3

Jan. 5, 2005 L 83-86 Tuscaloosa, Ala.

Dec. 18, 2005 L 69-78 Brookings, S.D.

Dec. 28, 2006 L 54-65 Tuscaloosa, Ala.

### SOUTHEASTERN LOUISIANA 8-2

Jan. 4, 1981 L 65-66 Hammond, La.

Jan. 2, 1990 L 61-62 Hammond, La.

Feb. 26, 1991 W 77-57 Tuscaloosa, Ala.

Dec. 10, 2005 W 59-54 Tuscaloosa, Ala.

Nov. 19, 2006 W 60-57 Tuscaloosa, Ala.

Jan. 5, 2008 W 61-51 Tuscaloosa, Ala.

Jan. 3, 2009 W 59-48 Hammond, La.

Nov. 24, 2010 W 68-55 Tuscaloosa, Ala.

Dec. 2, 2011 W 69-56 Tuscaloosa, Ala.

Nov. 25, 2012 W 97-62 Tuscaloosa, Ala.

### SOUTHERN 3-0

Jan. 5, 1985 W 85-60 Tuscaloosa, Ala.

Dec. 1, 1989 W 91-40 Houston, Texas

Dec. 29, 2005 W 66-51 Mobile, Ala.

### SOUTHERN METHODIST 1-0

Dec. 21, 2001 W 85-69 Cancun, Mexico

### SOUTHERN MISS 3-3

Dec. 6, 1980 L 73-75 Hattiesburg, Miss.

Feb. 11, 1982 L 60-71 Tuscaloosa, Ala.

Dec. 20, 1987 W 88-76 Tuscaloosa, Ala.

Dec. 3, 1988 L 79-84 Hattiesburg, Miss.

Dec. 30, 2009 W 87-61 Tuscaloosa, Ala.

Dec. 28, 2010 W 88-78 Hattiesburg, Miss.

### STANFORD 0-2

March 23, 1996 L 76-78<sup>OT</sup> Seattle, Wash.

Nov. 17, 1997 L 65-74 Palo Alto, Calif.

### STEPHEN F. AUSTIN 4-1

Feb. 8, 1985 W 78-57 Nacogdoches, Texas

Jan. 4, 1986 W 88-36 Tuscaloosa, Ala.

Dec. 6, 1986 W 75-68 Nacogdoches, Texas

Dec. 17, 1997 L 87-89 Las Cruces, N.M.

Nov. 30, 2002 W 69-56 San Antonio, Texas

### STILLMAN 2-0

Dec. 3, 1975 W 61-30 Tuscaloosa, Ala.

Jan. 12, 1976 W 80-55 Tuscaloosa, Ala.

### TALLADEGA 4-6

Jan. 14, 1975 L 66-90 Tuscaloosa, Ala.

Jan. 28, 1975 L 51-80 Talladega, Ala.

Jan. 24, 1976 L 55-107 Talladega, Ala.

Feb. 7, 1976 L 76-86 Tuscaloosa, Ala.

March 1, 1976 L 77-105 Troy, Ala.

Jan. 29, 1977 W 97-76 Tuscaloosa, Ala.

Feb. 18, 1977 L 69-72 Talladega, Ala.

Jan. 14, 1978 W 75-55 Tuscaloosa, Ala.

Feb. 18, 1978 W 57-48 Talladega, Ala.

Feb. 25, 1978 W 81-61 Jacksonville, Ala.

### TEMPLE 1-0

Nov. 23, 2014 W 58-51 Lawrence, Kan.

### TENNESSEE 5-49

Jan. 22, 1977 L 57-83 Knoxville, Tenn.

Feb. 11, 1978 L 53-72 Tuscaloosa, Ala.

Jan. 17, 1979 L 52-85 Knoxville, Tenn.

Jan. 10, 1980 L 68-88 Tuscaloosa, Ala.

Nov. 28, 1980 L 62-74 Orlando, Fla.

Jan. 30, 1981 W 77-71 Baton Rouge, La.

Feb. 8, 1981 L 54-68 Knoxville, Tenn.

March 4, 1983 L 73-91 Knoxville, Tenn.

RECORDS & HISTORY

## ALL-TIME SERIES RESULTS

March 3, 1984	W	85-66	Athens, Ga.
March 23, 1984	L	58-65	Knoxville, Tenn.
Jan. 18, 1986	L	71-89	Knoxville, Tenn.
Feb. 26, 1987	L	77-108	Tuscaloosa, Ala.
Jan. 23, 1988	L	70-97	Knoxville, Tenn.
Feb. 26, 1989	L	65-81	Tuscaloosa, Ala.
March 4, 1989	L	61-89	Albany, Ga.
Feb. 24, 1990	L	65-80	Knoxville, Tenn.
Jan. 9, 1991	L	61-86	Tuscaloosa, Ala.
Jan. 26, 1992	L	72-82	Knoxville, Tenn.
Jan. 23, 1993	L	74-86	Tuscaloosa, Ala.
Feb. 5, 1994	L	69-85	Knoxville, Tenn.
March 6, 1994	L	56-72	Chattanooga, Tenn.
Feb. 7, 1995	L	44-95	Tuscaloosa, Ala.
March 5, 1995	L	70-84	Chattanooga, Tenn.
Jan. 28, 1996	L	69-81	Knoxville, Tenn.
March 4, 1996	L	60-64	Chattanooga, Tenn.
Jan. 26, 1997	L	60-63	Tuscaloosa, Ala.
Feb. 1, 1998	L	68-73	Knoxville, Tenn.
March 1, 1998	L	63-67	Columbus, Ga.
Jan. 31, 1999	L	73-85	Tuscaloosa, Ala.
Feb. 27, 1999	L	69-80	Chattanooga, Tenn.
Feb. 6, 2000	L	47-65	Knoxville, Tenn.
Feb. 4, 2001	L	75-97	Tuscaloosa, Ala.
March 2, 2001	L	52-82	Memphis, Tenn.
Jan. 20, 2002	L	57-82	Knoxville, Tenn.
Jan. 16, 2003	L	45-88	Tuscaloosa, Ala.
Jan. 18, 2004	L	51-72	Knoxville, Tenn.
Feb. 27, 2005	L	81-94	Tuscaloosa, Ala.
Jan. 29, 2006	L	54-89	Knoxville, Tenn.
Feb. 19, 2006	L	65-82	Tuscaloosa, Ala.
Jan. 3, 2007	L	36-72	Knoxville, Tenn.
Jan. 28, 2007	L	51-80	Tuscaloosa, Ala.
Feb. 21, 2008	L	58-85	Tuscaloosa, Ala.
Feb. 12, 2009	L	61-80	Knoxville, Tenn.
March 5, 2009	L	49-68	North Little Rock, Ark.
Feb. 18, 2010	L	67-74	Tuscaloosa, Ala.
Jan. 6, 2011	L	45-110	Knoxville, Tenn.
Jan. 26, 2012	L	56-86	Tuscaloosa, Ala.
Jan. 20, 2013	L	69-96	Knoxville, Tenn.
Feb. 2, 2014	L	54-64	Tuscaloosa, Ala.
Feb. 19, 2015	L	56-77	Knoxville, Tenn.
Jan. 31, 2016	L	42-70	Knoxville, Tenn.
Feb. 28, 2016	W	54-46	Tuscaloosa, Ala.
Feb. 16, 2017	W	65-57	Tuscaloosa, Ala.
March 2, 2017	W	72-64	Greenville, S.C.

<b>TENNESSEE STATE</b> <b>7-0</b>			
Nov. 19, 1984	W	91-46	Tuscaloosa, Ala.
Nov. 22, 1985	W	89-81	Nashville, Tenn.
Jan. 9, 1987	W	84-28	Tuscaloosa, Ala.
Nov. 27, 1987	W	103-56	Nashville, Tenn.
Nov. 29, 1988	W	107-43	Tuscaloosa, Ala.
March 4, 1995	W	94-60	Tuscaloosa, Ala.
Nov. 12, 2010	W	82-55	Tuscaloosa, Ala.

<b>TENNESSEE TECH</b> <b>5-3</b>			
Dec. 17, 1988	L	57-66	Tuscaloosa, Ala.
Feb. 5, 1990	L	63-74	Cookeville, Tenn.
March 18, 1992	W	100-87	Tuscaloosa, Ala.
Dec. 15, 2003	W	83-61	Tuscaloosa, Ala.
Dec. 11, 2004	W	62-59	Cookeville, Tenn.
Nov. 17, 2006	W	71-56	Tuscaloosa, Ala.
Nov. 30, 2007	L	47-53	Cookeville, Tenn.
Nov. 13, 2009	W	73-68	Corpus Christi, Texas

<b>TEXAS</b> <b>0-2</b>			
Nov. 26, 1983	L	56-82	Austin, Texas
Dec. 7, 1984	L	53-85	Las Vegas, Nev.

<b>TEXAS A&amp;M</b> <b>0-6</b>			
Jan. 3, 2013	L	52-91	College Station, Texas
Jan. 5, 2014	L	58-73	College Station, Texas
Feb. 16, 2014	L	46-71	Tuscaloosa, Ala.
Feb. 16, 2015	L	49-70	College Station, Texas
Jan. 28, 2016	L	56-59	Tuscaloosa, Ala.
Feb. 9, 2017	L	48-69	College Station, Texas

<b>TEXAS A&amp;M-CORPUS CHRISTI</b> <b>0-1</b>			
Nov. 14, 2010	L	90-96 <sup>OT</sup>	Corpus Christi, Texas

<b>TEXAS-ARLINGTON</b> <b>1-0</b>			
Dec. 10, 1994	W	99-62	Arlington, Texas

<b>TCU</b> <b>1-0</b>			
Dec. 29, 1998	W	92-71	Jersey City, N.J.

<b>TEXAS PAN-AMERICAN</b> <b>1-0</b>			
Nov. 26, 1988	W	88-29	Norman, Okla.

<b>TEXAS-SAN ANTONIO</b> <b>3-0</b>			
Dec. 5, 1986	W	77-72	Nachogdoches, Texas
Nov. 29, 2002	W	61-55	San Antonio, Texas
Dec. 5, 2003	W	76-63	Tuscaloosa, Ala.

<b>TEXAS TECH</b> <b>1-2</b>			
Dec. 9, 1986	L	89-94 <sup>2OT</sup>	Tuscaloosa, Ala.
Jan. 2, 1988	L	64-74	Lubbock, Texas
March 25, 1994	W	73-68	Austin, Texas

<b>TOLEDO</b> <b>0-1</b>			
March 22, 2011	L	59-74	Toledo, Ohio

<b>TROY</b> <b>17-3</b>			
Dec. 7, 1974	W	79-64	Athens, Ala.
Jan. 17, 1975	L	71-74	Troy, Ala.
Feb. 8, 1975	L	81-82	Troy, Ala.
Feb. 17, 1975	W	74-61	Tuscaloosa, Ala.
Jan. 7, 1978	W	73-47	Troy, Ala.
Jan. 10, 1979	L	65-80	Tuscaloosa, Ala.
Nov. 27, 1979	W	90-72	Tuscaloosa, Ala.
Feb. 10, 1981	W	81-69	Troy, Ala.
Nov. 18, 1982	W	81-60	Tuscaloosa, Ala.
Jan. 26, 1983	W	78-57	Troy, Ala.
Nov. 28, 1983	W	68-47	Tuscaloosa, Ala.
Nov. 17, 1984	W	78-55	Tuscaloosa, Ala.
Jan. 30, 1985	W	76-68	Troy, Ala.
Dec. 14, 1985	W	70-47	Troy, Ala.
Dec. 13, 1986	W	85-64	Troy, Ala.
Jan. 12, 1994	W	119-43	Troy, Ala.
Feb. 28, 1994	W	101-66	Tuscaloosa, Ala.
Nov. 20, 2001	W	101-58	Tuscaloosa, Ala.
Dec. 15, 2012	W	80-71	Troy, Ala.
Dec. 20, 2013	W	113-105	Tuscaloosa, Ala.

<b>TULANE</b> <b>8-4</b>			
Dec. 10, 1982	W	66-58	Ruston, La.
Jan. 4, 1989	W	80-64	Tuscaloosa, Ala.
Jan. 22, 1989	W	69-67	New Orleans, La.
Jan. 3, 1990	W	71-63	New Orleans, La.
Nov. 22, 1991	W	81-58	New Orleans, La.
Jan. 26, 1993	W	90-74	Tuscaloosa, Ala.
Dec. 2, 1999	L	69-81	New Orleans, La.

Nov. 22, 2000	W	64-63	Tuscaloosa, Ala.
Dec. 9, 2006	L	68-83	New Orleans, La.
Nov. 10, 2007	L	56-64	Tuscaloosa, Ala.
March 16, 2016	L	52-53	New Orleans, La.
March 23, 2017	W	72-64	Tuscaloosa, Ala.

<b>TUSKEGEE</b> <b>3-2</b>			
Feb. 1, 1975	W	62-58	Tuscaloosa, Ala.
Jan. 17, 1976	W	101-40	Tuscaloosa, Ala.
Nov. 14, 1977	L	80-83	Tuskegee, Ala.
Nov. 29, 1978	L	72-76	Tuscaloosa, Ala.
Nov. 30, 1990	W	106-41	Birmingham, Ala.

<b>UAB</b> <b>14-7</b>			
Dec. 18, 1978	L	82-86	Birmingham, Ala.
Jan. 27, 1979	W	95-89	Tuscaloosa, Ala.
Feb. 23, 1979	W	69-68 <sup>OT</sup>	Troy, Ala.
Dec. 8, 1979	W	75-65	Birmingham, Ala.
Jan. 17, 1980	L	69-72	Tuscaloosa, Ala.
Feb. 23, 1980	L	62-70	Cleveland, Miss.
Dec. 17, 1980	W	77-76	Birmingham, Ala.
Jan. 26, 1980	W	91-81	Tuscaloosa, Ala.
Nov. 24, 1981	L	71-74	Tuscaloosa, Ala.
Jan. 25, 1982	L	59-75	Birmingham, Ala.
Jan. 6, 1986	W	88-58	Birmingham, Ala.
Feb. 17, 1986	W	82-69	Tuscaloosa, Ala.
Nov. 29, 1986	W	76-49	Atlanta, Ga.
Jan. 29, 1987	W	79-58	Tuscaloosa, Ala.
Dec. 13, 1987	W	76-67	Birmingham, Ala.
Dec. 13, 1989	W	65-60	Tuscaloosa, Ala.
Jan. 7, 1991	W	84-70	Birmingham, Ala.
Dec. 13, 1998	W	97-80	Birmingham, Ala.
March 18, 2001	L	72-84	Birmingham, Ala.
Dec. 7, 2004	W	74-55	Tuscaloosa, Ala.
Dec. 6, 2005	L	62-70	Birmingham, Ala.

<b>UCF</b> <b>5-0</b>			
Feb 5, 1995	W	95-63	Tuscaloosa, Ala.
Nov. 24, 1995	W	87-58	Tuscaloosa, Ala.
Dec. 19, 2003	W	63-41	Orlando, Fla.
Dec. 3, 2008	W	67-53	Tuscaloosa, Ala.
Dec. 14, 2009	W	64-62	Orlando, Fla.

<b>UCLA</b> <b>1-0</b>			
March 15, 1998	W	75-74	Tuscaloosa, Ala.

<b>UNION (Ky.)</b> <b>2-0</b>			
Feb. 15, 1988	W	84-78	Tuscaloosa, Ala.
Jan. 17, 1989	W	83-57	Jackson, Tenn.

<b>UNC ASHEVILLE</b> <b>1-0</b>			
Dec. 29, 1994	W	119-46	Jamaica, N.Y.

<b>UNC GREENSBORO</b> <b>2-0</b>			
Dec. 21, 1995	W	89-62	Burlington, Vt.
March 13, 1998	W	94-46	Tuscaloosa, Ala.

<b>UNLV</b> <b>0-1</b>			
Nov. 23, 1990	L	62-80	Las Vegas, Nev.

<b>UPPER IOWA</b> <b>1-0</b>			
Jan. 3, 1980	W	77-41	Miami, Fla.

<b>UTAH VALLEY</b> <b>1-0</b>			
Nov. 28, 2015	W	67-60	Reno, Nev.

# RECORDS & HISTORY

## ALL-TIME SERIES RESULTS

### UTEP 1-0

Dec. 20, 2016 W 78-60 Niceville, Fla.

### USC UPSTATE 1-0

Dec. 2, 2014 W 74-65 Tuscaloosa, Ala.

### UT MARTIN 1-2

Dec. 4, 2013 L 57-75 Tuscaloosa, Ala.

Dec. 4, 2014 W 68-55 Tuscaloosa, Ala.

Dec. 2, 2015 L 65-83 Martin, Tenn.

### VALDOSTA STATE 0-5

March 12, 1977 L 85-99 Cleveland, Miss.

Nov. 17, 1977 L 72-74 Valdosta, Ga.

Feb. 5, 1979 L 87-96 Tuscaloosa, Ala.

March 8, 1979 L 68-80 Auburn, Ala.

Jan. 7, 1980 L 65-74 Valdosta, Ga.

### VANDERBILT 13-34

March 2, 1978 W 88-69 Starkville, Miss.

Jan. 6, 1979 W 88-66 Starkville, Miss.

Jan. 15, 1979 W 72-67 Tuscaloosa, Ala.

Feb. 12, 1979 L 74-82 Nashville, Tenn.

Feb. 7, 1980 W 69-53 Knoxville, Tenn.

Nov. 19, 1980 W 96-73 Tuscaloosa, Ala.

Jan. 16, 1984 L 74-84 Nashville, Tenn.

March 4, 1984 W 83-73 Athens, Ga.

Feb. 24, 1985 L 85-87<sup>OT</sup> Tuscaloosa, Ala.

Jan. 23, 1986 L 75-84 Nashville, Tenn.

Jan. 11, 1987 L 84-90 Tuscaloosa, Ala.

Feb. 18, 1988 L 65-71 Nashville, Tenn.

Feb. 4, 1989 L 79-91 Tuscaloosa, Ala.

Feb. 3, 1990 L 98-74 Nashville, Tenn.

Jan. 12, 1991 W 73-63 Tuscaloosa, Ala.

Dec. 15, 1991 L 51-94 Nashville, Tenn.

Dec. 13, 1992 L 70-87 Tuscaloosa, Ala.

Jan. 9, 1994 L 73-77 Nashville, Tenn.

Jan. 8, 1995 W 71-63 Tuscaloosa, Ala.

Feb. 19, 1996 L 59-73 Nashville, Tenn.

Feb. 23, 1997 W 70-60 Tuscaloosa, Ala.

Feb. 22, 1998 L 79-81 Nashville, Tenn.

Feb. 21, 1999 W 102-59 Tuscaloosa, Ala.

Feb. 20, 2000 L 63-68 Tuscaloosa, Ala.

Feb. 18, 2001 L 56-68 Nashville, Tenn.

Jan. 17, 2002 L 46-69 Tuscaloosa, Ala.

Feb. 6, 2003 L 69-80 Nashville, Tenn.

Feb. 8, 2004 W 81-68 Tuscaloosa, Ala.

Feb. 24, 2005 L 53-64 Nashville, Tenn.

Feb. 2, 2006 L 53-65 Tuscaloosa, Ala.

March 2, 2006 L 62-84 North Little Rock, Ark.

Feb. 4, 2007 L 51-91 Nashville, Tenn.

Feb. 10, 2008 L 47-92 Tuscaloosa, Ala.

March 2, 2008 L 54-83 Nashville, Tenn.

Jan. 8, 2009 L 76-85 Tuscaloosa, Ala.

Feb. 1, 2009 L 64-88 Nashville, Tenn.

Jan. 28, 2010 L 61-70 Nashville, Tenn.

Jan. 13, 2011 L 66-82 Tuscaloosa, Ala.

Feb. 26, 2012 L 54-67 Nashville, Tenn.

Jan. 27, 2013 L 58-67 Tuscaloosa, Ala.

Feb. 23, 2014 W 66-62 Nashville, Tenn.

Jan. 25, 2015 L 52-55 Tuscaloosa, Ala.

March 4, 2015 L 56-66 Little Rock, Ark.

Jan. 10, 2016 L 48-54 Tuscaloosa, Ala.

Jan. 25, 2016 L 52-67 Nashville, Tenn.

Jan. 26, 2017 L 80-87 Nashville, Tenn.

March 1, 2017 W 77-57 Greenville, S.C.

### VERMONT 1-0

Dec. 22, 1995 W 73-52 Burlington, Vt.

### VILLANOVA 2-1

Dec. 29, 1989 L 69-74 Villanova, Pa.

Nov. 25, 1994 W 73-57 Tuscaloosa, Ala.

Dec. 30, 2001 W 70-61 Villanova, Pa.

### VIRGINIA 1-2

Dec. 4, 1987 L 58-81 Charlottesville, Va.

Nov. 25, 2005 L 48-69 St. Thomas, U.S.V.I.

Dec. 21, 2012 W 73-70<sup>2OT</sup> Tuscaloosa, Ala.

### VIRGINIA TECH 0-2

Dec. 7, 2003 L 51-68 Tuscaloosa, Ala.

Dec. 4, 2004 L 59-72 Blacksburg, Va.

### WASHINGTON 1-1

Nov. 27, 2004 W 76-56 Seattle, Wash.

Nov. 18, 2005 L 52-56 Tuscaloosa, Ala.

### WASHINGTON STATE 1-0

Nov. 24, 2007 W 66-37 Freeport, Bahamas

### WAYLAND BAPTIST 0-1

March 22, 1977 L 59-89 Amarillo, Texas

### WEST ALABAMA 1-0

Nov. 4, 2016 W 5 Amarillo, Texas

### WEST FLORIDA 2-0

Nov. 17, 1983 W 84-56 Pensacola, Fla.

Dec. 3, 1984 W 78-32 Tuscaloosa, Ala.

### WEST VIRGINIA 0-1

Nov. 25, 1988 L 66-75 Hattiesburg, Miss.

### WESTERN KENTUCKY 3-5

Jan. 23, 1976 L 56-58 Tuscaloosa, Ala.

Jan. 31, 1977 L 73-75 Bowling Green, Ky.

Jan. 9, 1983 W 82-48 Tuscaloosa, Ala.

Jan. 14, 1984 L 66-69 Bowling Green, Ky.

Nov. 30, 1987 L 63-66 Bowling Green, Ky.

Dec. 28, 1989 W 75-68 Villanova, Pa.

March 21, 1992 L 68-98 Bowling Green, Ky.

Dec. 28, 1995 W 70-64 Nassau, Bahamas

### WISCONSIN 1-1

Dec. 1, 2012 L 50-69 Madison, Wis.

Nov. 21, 2013 W 70-62 Tuscaloosa, Ala.

### WOFFORD 0-1

Dec. 17, 2012 L 52-58 Tuscaloosa, Ala.

### XAVIER 3-0

Dec. 27, 1983 W 102-42 Flushing, N.Y.

Jan. 28, 1992 W 86-77 Cincinnati, Ohio

Jan. 5, 1993 W 95-76 Tuscaloosa, Ala.

### YALE 1-0

Dec. 30, 2004 W 78-60 Bethlehem, Pa.

## YEAR-BY-YEAR RESULTS

### 1974-75

Record: 13-12  
Coach: Stephanie Schleuder

Dec. 6	W	78-50	Athens !	A
Dec. 6	W	77-53	Judson !	N
Dec. 7	W	79-64	Troy !	N
Jan. 8	W	64-51	Montevallo	A
Jan. 14	L	66-90	Talladega	A
Jan. 16	W	71-63	Judson	H
Jan. 17	L	71-74	Troy	A
Jan. 20	W	70-40	South Alabama	A
Jan. 28	L	51-80	Talladega	A
Jan. 30	L	57-63	Judson	A
Feb. 1	W	48-35	Athens @	H
Feb. 1	W	62-58	Tuskegee @	H
Feb. 1	W	80-52	North Alabama	A
Feb. 3	L	57-70	North Alabama #	N
Feb. 3	W	57-48	Pensacola JC #	N
Feb. 7	L	81-82	Troy #	A
Feb. 8	W	79-58	South Alabama	H
Feb. 14	L	71-93	Auburn	A
Feb. 17	W	74-61	Troy	H
Feb. 21	W	52-51	North Alabama §	N
Feb. 21	L	60-78	Auburn §	A
Feb. 22	L	29-61	Judson §	N
March 1	L	74-79	Auburn	H
March 7	L	65-66	Flagler %	N
March 7	L	58-103	Mississippi College %	N

! Athens Invitational (Athens, Ala.)  
@ Alabama Invitational (Tuscaloosa, Ala.)  
# Troy State Invitational (Troy, Ala.)  
§ AIAIW Championship (Auburn, Ala.)  
% AIAIW Region Championship (Athens, Ala.)

### 1975-76

Record: 13-9  
Coach: Stephanie Schleuder

Nov. 17	L	54-76	Auburn	A
Dec. 3	W	61-30	Stillman	H
Jan. 10	W	61-57	Memphis	H
Jan. 12	W	80-55	Stillman	A
Jan. 13	W	65-46	Montevallo	A
Jan. 17	W	101-40	Tuskegee	H
Jan. 19	W	73-63	Judson	H
Jan. 23	L	56-58	Western Kentucky	H
Jan. 24	L	55-107	Talladega	A
Jan. 26	W	74-67	Alabama State	H
Jan. 30	W	72-43	North Alabama !	H
Jan. 31	L	66-73	Georgia Southern !	H
Feb. 2	L	66-76	Alabama State	A
Feb. 7	L	76-86	Talladega	H
Feb. 9	W	106-64	Montevallo	H
Feb. 13	W	80-49	Lambuth	A
Feb. 14	L	62-94	Memphis	A
Feb. 16	W	84-73	Judson	A
March 1	W	71-62	Auburn @	N
March 1	L	77-105	Talladega @	N
March 10	W	90-74	Auburn	H
March 11	L	56-64	Florida #	N

! Alabama Invitational (Tuscaloosa, Ala.)  
@ AIAIW Championship (Troy, Ala.)  
# AIAIW Region Championship (Cleveland, Miss.)

### 1976-77

Record: 13-15  
Coach: Stephanie Schleuder

Nov. 29	W	86-81	Auburn	H
Dec. 16	W	65-59	Auburn	A

Jan. 5	W	78-72	Florida	A
Jan. 7	L	73-78	Memphis	H
Jan. 8	L	80-81	LSU	H
Jan. 10	L	70-73	Ole Miss	H
Jan. 15	L	74-110	Mississippi State	A
Jan. 17	W	92-74	Florida	H
Jan. 22	L	57-83	Tennessee	A
Jan. 24	W	77-62	Georgia	A
Jan. 28	W	82-79	Mississippi College	H
Jan. 29	W	97-76	Talladega	H
Jan. 31	L	73-75	Western Kentucky	A
Feb. 4	L	90-97	Mississippi College	A
Feb. 5	L	75-99	LSU	A
Feb. 7	L	55-76	Ole Miss	A
Feb. 12	W	88-66	Mississippi State	H
Feb. 14	W	77-44	South Alabama	H
Feb. 18	L	69-72	Talladega	A
Feb. 19	W	95-43	Judson	H
Feb. 21	W	90-58	South Alabama	A
Feb. 24	W	81-66	Auburn !	H
March 10	W	65-64	Savannah State @	N
March 11	L	47-81	Delta State @	A
March 12	L	85-99	Valdosta State @	N
March 22	L	59-89	Wayland Baptist #	N
March 23	L	73-88	Belmont #	N
March 24	L	75-84	Indiana State #	N

! AIAIW Championship (Tuscaloosa, Ala.)  
@ AIAIW Region Championship (Cleveland, Miss.)  
# NWIT (Amarillo, Texas)

### 1977-78

Record: 21-10  
Coach: Ed Nixon

Nov. 14	L	80-83	Tuskegee	A
Nov. 17	L	72-74	Valdosta State	A
Nov. 28	L	65-101	Memphis	A
Nov. 30	W	67-50	Auburn	H
Dec. 3	W	75-69	Middle Tennessee	A
Dec. 5	L	70-87	Ole Miss	H
Dec. 11	W	77-31	Montevallo	A
Dec. 19	W	68-58	Georgia State	A
Jan. 4	L	60-84	LSU	H
Jan. 7	W	73-47	Troy	A
Jan. 8	W	75-61	Mississippi State	H
Jan. 14	W	75-55	Talladega	H
Jan. 16	W	76-50	South Alabama	A
Jan. 20	W	66-62	Kentucky !	A
Jan. 21	W	77-72	North Carolina !	N
Jan. 23	W	78-56	Jacksonville State	H
Jan. 28	W	56-48	Auburn	A
Jan. 30	W	70-56	Florida	A
Feb. 4	W	60-56	Mississippi State	A
Feb. 6	W	91-50	South Alabama	H
Feb. 11	L	53-72	Tennessee	H
Feb. 13	W	73-56	Florida	H
Feb. 15	L	46-53	Ole Miss	A
Feb. 18	W	57-48	Talladega	A
Feb. 20	W	87-47	Judson	A
Feb. 24	W	96-61	South Alabama @	N
Feb. 25	W	81-61	Talladega @	N
March 2	W	88-69	Vanderbilt #	N
March 3	L	71-73	Mississippi #	N
March 4	L	71-80	Florida #	N
March 9	L	61-74	Delta State §	N

! Kentucky Invitational (Lexington, Ky.)  
@ AIAIW Championship (Jacksonville, Ala.)  
# Lady Bulldog Classic (Starkville, Miss.)  
§ AIAIW Region III Championship (Tallahassee, Fla.)

### 1978-79

Record: 13-13  
Coach: Ed Nixon

Nov. 18	L	57-106	LSU	A
Nov. 20	W	66-46	South Alabama	A
Nov. 29	L	72-76	Tuskegee	H
Dec. 4	W	90-84	Middle Tennessee	H
Dec. 18	L	82-86	UAB	A
Jan. 4	W	86-67	Auburn !	N
Jan. 5	L	82-100	Ole Miss !	N
Jan. 6	W	88-66	Vanderbilt !	N
Jan. 10	L	65-80	Troy	H
Jan. 13	W	83-70	Kentucky	H
Jan. 15	W	72-67	Vanderbilt	H
Jan. 17	L	52-85	Tennessee	A
Jan. 20	L	64-75	Auburn	A
Jan. 22	L	80-88	Florida	A
Jan. 25	W	97-78	South Alabama	H
Jan. 27	W	95-89	UAB	H
Feb. 3	W	81-65	Georgia	H
Feb. 5	L	87-96	Valdosta State	H
Feb. 10	L	62-80	South Carolina	A
Feb. 12	L	74-82	Vanderbilt	A
Feb. 14	L	84-92	Georgia State	H
Feb. 17	W	62-55	Auburn	H
Feb. 19	W	72-69	Memphis	H
Feb. 23	W	69-68	UAB <sup>OT</sup> @	N
Feb. 24	W	80-72	Auburn @	N
March 8	L	68-80	Valdosta State #	N

! Lady Bulldog Classic (Starkville, Miss.)  
@ AIAIW Championship (Troy, Ala.)  
# AIAIW Region III Championship (Auburn, Ala.)

### 1979-80

Record: 12-15  
Coach: Ed Nixon

Nov. 27	W	90-72	Troy	H
Nov. 29	L	73-94	Oregon !	N
Nov. 30	L	72-75	Mississippi State !	N
Dec. 6	W	95-65	Alabama-Huntsville	H
Dec. 8	W	75-65	UAB	A
Dec. 15	W	85-79	Alabama State	A
Jan. 3	W	77-41	Upper Iowa @	N
Jan. 4	W	73-61	Miami @	A
Jan. 5	L	72-74	Edinboro @	N
Jan. 5	L	50-62	Army @	N
Jan. 7	L	65-74	Valdosta State	A
Jan. 10	L	68-88	Tennessee	H
Jan. 12	W	88-61	Florida State	H
Jan. 14	W	104-72	Alabama-Huntsville	A
Jan. 17	L	69-72	UAB	H
Jan. 19	W	85-66	Florida	N
Jan. 23	L	71-77	Auburn	A
Jan. 26	L	54-68	Arkansas	A
Jan. 28	L	56-72	South Alabama	A
Jan. 30	L	47-58	South Carolina	H
Feb. 2	L	70-72	Ole Miss	A
Feb. 7	W	69-53	Vanderbilt #	N
Feb. 8	L	69-77	Kentucky #	N
Feb. 14	W	76-71	Miss. Univ. for Women	H
Feb. 16	W	79-58	LSU	H
Feb. 22	L	54-64	South Alabama §	N
Feb. 23	L	62-70	UAB §	N

! Louisiana Tech Invitational (Ruston, La.)  
@ Miami Jamboree (Miami, Fla.)  
# SEC Division Championship (Knoxville, Tenn.)  
§ AIAIW Championship (Cleveland, Miss.)

# RECORDS & HISTORY

## YEAR-BY-YEAR RESULTS

### 1980-81

Record: 21-12  
Coach: Ann Cronic

Nov. 19	W	96-73	Vanderbilt	H
Nov. 24	W	97-54	Belhaven	H
Nov. 28	L	62-74	Tennessee !	N
Nov. 28	L	76-77	Florida State !	N
Dec. 2	W	94-44	Alabama State	H
Dec. 6	L	73-75	Southern Miss	A
Dec. 15	W	89-66	Florida	H
Dec. 17	W	77-76	UAB	A
Jan. 3	L	68-80	LSU	A
Jan. 4	L	65-66	Southeastern Louisiana	A
Jan. 7	L	67-69	Missouri	H
Jan. 9	W	72-61	Georgia @	N
Jan. 10	L	72-79	Clemson @	H
Jan. 12	W	66-65	Auburn	H
Jan. 14	L	69-75	Mississippi State	H
Jan. 17	W	70-65	Arkansas	H
Jan. 22	W	80-61	Alabama-Huntsville	A
Jan. 24	W	78-68	South Alabama	H
Jan. 26	W	91-81	UAB	H
Jan. 29	W	67-54	Florida #	N
Jan. 30	W	77-71	Tennessee #	N
Jan. 31	W	80-66	Georgia #	N
Feb. 1	L	50-61	Auburn #	N
Feb. 3	W	75-62	Miss. Univ. for Women	A
Feb. 5	W	87-53	Alabama-Huntsville	H
Feb. 6	W	95-51	Freed-Hardeman	H
Feb. 8	L	54-68	Tennessee	A
Feb. 10	W	81-69	Troy	A
Feb. 14	W	95-63	Florida	N
Feb. 18	W	75-73	Mississippi State <sup>20T</sup>	A
Feb. 27	W	69-56	South Alabama \$	N
Feb. 28	L	50-67	Auburn \$	N
March 4	L	72-76	Mississippi College %	H

! Lady Sunshine Tournament (Orlando, Fla.)  
@ Lady Tiger Invitational (Clemson, S.C.)  
# SEC Championship (Baton Rouge, La.)  
\$ AIAW Championship (Troy, Ala.)  
% AIAW Region III Championship (Tuscaloosa, Ala.)

### 1981-82

Record: 17-11  
Coach: Ken Weeks

Nov. 10	W	64-62	Belhaven	A
Nov. 19	L	79-85	Chattanooga	A
Nov. 24	L	71-74	UAB	H
Dec. 3	W	72-63	Livingston	H
Dec. 5	W	71-54	Georgia State	H
Dec. 7	W	79-48	South Alabama	H
Dec. 11	L	56-69	Memphis !	N
Dec. 12	W	93-55	Idaho State !	N
Dec. 18	W	89-59	Chattanooga	N
Jan. 4	W	75-68	Georgia State	A
Jan. 6	W	76-62	Mississippi State	A
Jan. 8	W	71-68	Charleston @	N
Jan. 9	L	59-63	Carson-Newman @	A
Jan. 11	W	93-89	Ole Miss <sup>20T</sup>	H
Jan. 15	W	70-56	South Alabama	A
Jan. 16	W	59-58	Florida	N
Jan. 20	W	59-55	South Carolina	H
Jan. 22	W	85-49	Carson-Newman	H
Jan. 25	L	59-75	UAB	A
Jan. 27	L	56-72	Auburn	A

Feb. 3	W	87-65	Mississippi State	H
Feb. 6	L	53-65	Ole Miss	A
Feb. 11	L	60-71	Southern Miss	H
Feb. 13	W	80-78	LSU	H
Feb. 16	W	69-66	Livingston	A
Feb. 20	L	64-76	LSU	A
Feb. 22	L	59-63	Auburn	H
Feb. 26	L	76-82	Kentucky #	A

! Mid America Classic (Columbia, Mo.)  
@ Rotary Classic (Jefferson City, Tenn.)  
# SEC Championships (Lexington, Ky.)

### 1982-83

Record: 16-13 (2-6 SEC/Fourth-West)  
Coach: Ken Weeks

Nov. 18	W	81-60	Troy	H
Nov. 23	W	63-56	Georgia Tech	H
Dec. 1	L	69-74	Memphis	A
Dec. 4	W	94-67	Georgia State	A
Dec. 6	L	64-73	Florida State	H
Dec. 9	L	55-83	Louisiana Tech !	A
Dec. 10	W	66-58	Tulane !	N
Dec. 10	W	74-67	Northwestern State !	N
Dec. 17	L	51-63	Chattanooga	H
Jan. 3	L	66-77	North Carolina	H
Jan. 5	L	49-60	Auburn	A
Jan. 9	W	82-48	Western Kentucky	H
Jan. 12	W	81-56	South Alabama	H
Jan. 14	W	82-66	DePaul	A
Jan. 16	W	71-56	Notre Dame	A
Jan. 18	L	77-104	Kentucky *	H
Jan. 22	L	73-77	LSU *	H
Jan. 24	L	68-76	Ole Miss *	H
Jan. 26	W	78-57	Troy	A
Jan. 29	W	74-69	Mississippi State *	A
Feb. 3	W	80-63	South Alabama	A
Feb. 9	L	63-79	Auburn *	H
Feb. 12	W	83-56	Florida	N
Feb. 16	W	64-61	Florida State	A
Feb. 19	L	56-72	LSU *	A
Feb. 21	L	58-85	Ole Miss *	A
Feb. 26	W	69-58	Mississippi State *	H
March 3	W	69-53	Florida @	N
March 4	L	73-91	Tennessee @	A

! Lady Techster Dial Classic (Ruston, La.)  
\* Southeastern Conference game  
@ SEC Championship (Knoxville, Tenn.)

### 1983-84

Record: 23-9 (5-3 SEC/Third-West)  
NCAA MIDEAST REGIONAL  
Coach: Ken Weeks

Nov. 17	W	84-56	West Florida	A
Nov. 23	W	85-47	St. Mary's	A
Nov. 26	L	56-82	Texas	A
Nov. 28	W	68-47	Troy	H
Nov. 30	W	79-47	Georgia Tech	H
Dec. 3	W	81-69	North Carolina	A
Dec. 4	W	80-72	N.C. State	N
Dec. 9	W	81-53	DePaul	H
Dec. 18	W	71-55	Louisville	A
Dec. 20	W	78-49	Kentucky	A
Dec. 27	W	102-42	Xavier !	N
Dec. 28	L	73-75	St. John's !	N

Dec. 29	W	113-47	Queens !	A
Jan. 5	W	65-56	Auburn	A
Jan. 7	W	95-83	Georgia State	H
Jan. 9	W	84-66	Delta State	A
Jan. 11	W	88-67	Memphis	H
Jan. 14	L	66-69	Western Kentucky	A
Jan. 16	L	74-84	Vanderbilt	A
Jan. 21	L	61-73	LSU	A
Jan. 23	L	52-60	Ole Miss	A
Jan. 28	W	68-50	Mississippi State	H
Feb. 4	W	94-66	Delta State	H
Feb. 9	W	64-60	Auburn	H
Feb. 17	L	74-78	LSU	H
Feb. 20	W	80-65	Ole Miss	H
Feb. 25	W	69-61	Mississippi State	A
March 3	W	85-66	Tennessee @	N
March 4	W	83-73	Vanderbilt @	N
March 5	L	65-74	Georgia @	A
March 18	W	78-70	Central Michigan #	A
March 23	L	58-65	Tennessee \$	A

! Queens Holiday Classic (Flushing, N.Y.)  
\* Southeastern Conference game  
@ SEC Championship (Athens, Ga.)  
# NCAA First Round (Mt. Pleasant, Mich.)  
\$ NCAA Mideast Regional (Knoxville, Tenn.)

### 1984-85

Record: 18-10 (3-5 SEC/Fourth-West)  
Coach: Ken Weeks

Nov. 17	W	78-55	Troy	H
Nov. 19	W	91-46	Tennessee State	H
Nov. 27	W	88-57	Alabama-Huntsville	A
Dec. 1	W	92-70	Mississippi College	H
Dec. 3	W	78-32	West Florida	H
Dec. 7	L	53-85	Texas !	N
Dec. 8	L	64-65	Cal State-Fullerton !	N
Dec. 16	W	90-72	Portland @	N
Dec. 17	W	86-56	Oregon @	N
Dec. 18	L	57-59	Oregon State @	N
Jan. 3	W	92-64	Chattanooga	A
Jan. 5	W	85-60	Southern University	H
Jan. 9	W	80-65	Mississippi State *	A
Jan. 12	L	60-76	Ole Miss *	H
Jan. 16	L	53-71	Auburn *	A
Jan. 19	L	76-83	LSU <sup>20T</sup> *	H
Jan. 21	W	74-63	Louisville	H
Jan. 24	W	87-61	Mississippi State *	H
Jan. 26	L	46-66	Ole Miss *	A
Jan. 28	W	96-71	Mississippi College	A
Jan. 30	W	76-68	Troy	A
Feb. 1	W	100-67	Georgia State	H
Feb. 6	L	76-87	LSU *	A
Feb. 8	W	76-57	Stephen F. Austin	A
Feb. 9	L	51-76	Louisiana Tech	A
Feb. 13	W	67-62	Notre Dame	H
Feb. 18	W	84-67	Auburn *	H
Feb. 24	L	85-87	Vanderbilt <sup>OT</sup> #	H

! 7-Up Desert Classic (Las Vegas, Nev.)  
@ Giusti Tournament of Champions (Portland, Ore.)  
\* Southeastern Conference  
# SEC Western Division Playoffs

RECORDS & HISTORY

## YEAR-BY-YEAR RESULTS

### 1985-86

**Record: 20-9 (3-6 SEC/Eighth)**  
**Coach: Lois Myers**

Nov. 22	W	89-81	Tennessee State	A
Nov. 25	W	79-50	Jackson State	H
Dec. 6	W	78-69	Boston College !	N
Dec. 7	L	58-66	Northwestern !	A
Dec. 8	W	66-40	Marquette	A
Dec. 14	W	70-47	Troy	A
Dec. 18	W	80-68	Jackson State	A
Dec. 19	W	87-68	Arkansas State	A
Dec. 30	W	86-53	Missouri State	H
Jan. 2	W	57-44	Mississippi State *	A
Jan. 4	W	88-36	Stephen F. Austin	H
Jan. 6	W	88-58	UAB	A
Jan. 9	W	85-70	Alabama-Huntsville	A
Jan. 10	W	85-54	North Alabama	A
Jan. 15	L	86-87	Auburn <sup>OT</sup> *	H
Jan. 18	L	71-89	Tennessee *	A
Jan. 23	L	75-84	Vanderbilt @ *	A
Jan. 24	W	78-50	Lipscomb	A
Jan. 26	W	83-62	Florida *	H
Jan. 29	L	69-76	Ole Miss *	A
Feb. 1	W	88-69	Clemson	H
Feb. 3	W	71-58	Alcorn State	H
Feb. 5	L	69-73	Georgia *	H
Feb. 8	L	82-83	LSU *	H
Feb. 12	W	76-75	Kentucky *	H
Feb. 17	W	82-69	UAB	H
Feb. 22	L	77-82	Louisiana Tech	H
Feb. 28	W	71-57	Florida #	N
March 1	L	71-88	Georgia #	A

! Northwestern Classic (Evanston, Ill.)  
@ Held at Aquinas JC (Nashville, Tenn.)  
\* Southeastern Conference  
# SEC Tournament (Athens, Ga.)

### 1986-87

**Record: 19-10 (2-7 SEC/Eighth)**  
**Coach: Lois Myers**

Nov. 28	W	81-60	Florida A&M !	N
Nov. 29	W	76-49	UAB !	N
Nov. 30	L	59-78	Georgia !	N
Dec. 3	W	81-70	Livingston	H
Dec. 5	W	77-72	Texas-San Antonio @	N
Dec. 6	W	75-68	Stephen F. Austin @	A
Dec. 9	L	89-94	Texas Tech <sup>2OT</sup>	H
Dec. 13	W	85-64	Troy	A
Dec. 18	W	102-58	Illinois-Chicago	H
Dec. 30	W	85-79	Clemson	A
Dec. 31	W	81-69	Chattanooga	A
Jan. 2	W	94-92	Northwestern State #	N
Jan. 3	W	67-66	Nevada #	N
Jan. 9	W	84-28	Tennessee State	H
Jan. 11	L	84-90	Vanderbilt *	H
Jan. 17	L	70-74	Ole Miss *	H
Jan. 24	W	99-60	Mississippi College	H
Jan. 29	W	79-58	UAB	H
Feb. 1	L	55-77	Georgia *	A
Feb. 4	W	77-54	Mississippi State *	H
Feb. 7	L	80-89	Kentucky *	A
Feb. 11	W	74-64	Alcorn State	A
Feb. 15	L	66-81	LSU *	A
Feb. 21	L	60-78	Auburn *	A
Feb. 26	L	77-108	Tennessee *	H

Feb. 28	W	87-65	Florida *	H
March 2	W	83-60	Mississippi College	A
March 4	W	88-76	Mississippi State %	N
March 5	L	61-89	Auburn %	N

! Southern Invitational (Atlanta, Ga.)  
@ Ladyjack Dial Classic (Nacogdoches, Texas)  
# Nevada-Reno Wolfpack Classic (Reno, Nev.)  
\* Southeastern Conference game  
% SEC Tournament (Albany, Ga.)

### 1987-88

**Record: 18-10 (5-4 SEC/Sixth)**  
**NCAA MIDWEST REGIONAL**  
**Coach: Lois Myers**

Nov. 27	W	103-56	Tennessee State	A
Nov. 29	W	80-74	Arizona <sup>2OT</sup> !	N
Nov. 30	L	63-66	Western Kentucky !	N
Dec. 4	L	58-81	Virginia @	N
Dec. 5	W	80-69	St. Joseph's @	N
Dec. 8	W	88-72	Livingston	A
Dec. 13	W	76-67	UAB	A
Dec. 19	W	86-62	Montevallo	H
Dec. 20	W	88-76	Southern Miss	H
Dec. 31	L	81-102	New Mexico State	A
Jan. 2	L	64-74	Texas Tech	A
Jan. 7	L	67-84	Georgia *	H
Jan. 13	W	74-54	Kentucky *	H
Jan. 15	W	83-64	Arkansas State	H
Jan. 20	W	81-79	LSU <sup>OT</sup> *	H
Jan. 23	L	70-97	Tennessee *	A
Jan. 27	L	57-88	Auburn *	H
Feb. 1	W	70-64	Florida State	A
Feb. 3	W	75-53	Florida *	A
Feb. 8	W	97-58	Middle Tennessee	H
Feb. 10	W	82-63	Alcorn State	H
Feb. 13	W	77-73	Mississippi State *	A
Feb. 15	W	84-78	Union	H
Feb. 18	L	65-71	Vanderbilt *	A
Feb. 24	W	87-86	Ole Miss *	A
Feb. 26	W	88-57	Alabama State	H
March 4	L	66-76	Ole Miss #	N
March 16	L	63-77	South Carolina \$	A

! Bowling Green Bank Invite (Bowling Green, Ky.)  
@ Investor's Classic (Charlottesville, Va.)  
\* Southeastern Conference  
# SEC Tournament (Albany, Ga.)  
\$ NCAA Tournament, First Round (Columbia, S.C.)

### 1988-89

**Record: 14-15 (1-8 SEC/10th)**  
**Coach: Lois Myers**

Nov. 13	W	60-59	Sweden (Exh.)	H
Nov. 25	L	66-75	West Virginia !	N
Nov. 26	W	88-29	Texas Pan-American !	N
Nov. 29	W	107-43	Tennessee State	H
Dec. 2	W	82-54	McNeese State @	N
Dec. 3	L	79-84	Southern Miss @	A
Dec. 10	L	71-75	North Carolina #	N
Dec. 11	W	77-31	American #	N
Dec. 15	W	98-59	North Alabama	H
Dec. 17	L	57-66	Tennessee Tech	H
Dec. 18	W	91-77	Alcorn State	H
Dec. 29	W	84-67	Arizona State \$	N
Dec. 30	L	54-65	St. John's \$	A

Jan. 4	W	80-64	Tulane	H
Jan. 7	L	58-73	Ole Miss *	H
Jan. 11	W	73-54	Georgia Southern	H
Jan. 14	L	75-76	Florida *	A
Jan. 17	W	83-57	Union	A
Jan. 21	L	71-74	LSU *	A
Jan. 22	W	69-67	Tulane	A
Jan. 25	L	71-86	Alcorn State	A
Jan. 30	W	70-68	Florida State	H
Feb. 4	L	79-91	Vanderbilt *	H
Feb. 8	W	77-64	Mississippi State *	H
Feb. 11	L	55-56	Georgia *	A
Feb. 17	L	84-89	Kentucky *	A
Feb. 22	L	44-89	Auburn *	A
Feb. 26	L	65-81	Tennessee *	H
March 3	W	59-55	Mississippi State %	N
March 4	L	61-89	Tennessee %	N

! Reser-Sooner Classic (Norman, Okla.)  
@ Lady Golden Eagle Classic (Hattiesburg, Miss.)  
# Lady Herd Classic (Huntington, W. Va.)  
\$ Very Rev. Cahill C.M. Tourn. (Jamaica, N.Y.)  
\* Southeastern Conference game  
% SEC Tournament (Albany, Ga.)

### 1989-90

**Record: 16-12 (4-5 SEC/Seventh)**  
**Coach: Rick Moody**

Nov. 24	W	86-59	Chattanooga !	N
Nov. 25	W	102-70	Georgia State !	A
Nov. 29	W	71-64	Lamar	A
Dec. 1	W	91-40	Southern @	N
Dec. 2	L	51-71	Houston @	A
Dec. 6	L	76-81	Florida State	H
Dec. 8	W	84-65	Arkansas State #	N
Dec. 9	W	71-67	Alcorn State #	N
Dec. 13	W	65-60	UAB	H
Dec. 16	W	60-49	Alcorn State	H
Dec. 28	W	75-68	Western Kentucky \$	N
Dec. 29	L	69-74	Villanova \$	A
Jan. 2	L	61-62	Southeast Louisiana	A
Jan. 3	W	71-63	Tulane	A
Jan. 6	L	41-67	Ole Miss *	A
Jan. 9	L	65-70	Georgia *	H
Jan. 15	W	67-57	New Orleans	H
Jan. 21	W	67-66	LSU *	H
Jan. 24	W	84-71	Florida *	H
Jan. 29	L	49-66	Louisiana Tech	H
Feb. 3	L	74-89	Vanderbilt *	A
Feb. 5	L	63-74	Tennessee Tech	A
Feb. 8	W	69-63	Jacksonville State	H
Feb. 14	W	71-63	Mississippi State *	A
Feb. 17	L	58-74	Kentucky *	H
Feb. 21	W	71-68	Auburn *	H
Feb. 24	L	65-80	Tennessee *	A
March 2	L	45-71	Ole Miss %	N

! Southern Invitational (Atlanta, Ga.)  
@ Lady Cougar (Houston, Texas)  
# Hawaiian Tropic/Shoney's Classic (Murray, Ky.)  
\$ Havoline Wildcat Christmas Classic (Villanova, Pa.)  
\* Southeastern Conference  
% SEC Tournament (Albany, Ga.)

RECORDS & HISTORY



# RECORDS & HISTORY

## YEAR-BY-YEAR RESULTS

### 1990-91

Record: 17-12 (3-6 SEC/Ninth)

Coach: Rick Moody

Nov. 8	L	68-72	Sweden (Exh.)	H
Nov. 23	L	62-80	UNLV	A
Nov. 24	W	76-61	San Francisco !	N
Nov. 27	W	89-79	Jacksonville State	H
Nov. 30	W	106-41	Tuskegee @	N
Dec. 2	W	92-69	Auburn-Montgomery	H
Dec. 7	W	96-44	Delaware State #	N
Dec. 8	W	77-42	Morgan State #	N
Dec. 15	W	78-57	Auburn-Montgomery	A
Dec. 17	L	55-67	New Orleans	A
Dec. 20	L	62-72	Lamar \$	H
Dec. 21	W	62-21	Georgia State \$	H
Jan. 3	L	57-63	Louisiana Tech	A
Jan. 7	W	84-70	UAB	A
Jan. 9	L	61-86	Tennessee *	H
Jan. 12	W	73-63	Vanderbilt *	H
Jan. 16	L	65-88	Florida State	A
Jan. 17	W	99-71	Alabama State	A
Jan. 23	W	69-57	Mississippi State *	A
Jan. 24	W	72-65	Kentucky *	A
Feb. 2	L	48-77	Auburn *	A
Feb. 6	L	72-78	Ole Miss *	H
Feb. 9	L	90-93	Florida *	A
Feb. 13	W	105-74	Alabama State	H
Feb. 16	L	66-78	LSU *	A
Feb. 20	L	47-83	Georgia *	A
Feb. 23	W	73-56	Mississippi State *	H
Feb. 26	W	77-57	Southeastern Louisiana	H
March 1	W	95-75	Florida %	N
March 2	L	69-78	Georgia %	N

! UNLV 7-Up Desert Classic (Las Vegas, Nev.)

@ Birmingham Civic Center (Birmingham, Ala.)

# Radford Invitational (Radford, Va.)

\$ Shoney's Classic (Tuscaloosa, Ala.)

\* Southeastern Conference

% SEC Tournament (Albany, Ga.)

### 1991-92

Record: 23-7 (7-4 SEC/Third)

NCAA MIDEAST REGIONAL (Second Round)

Coach: Rick Moody

Nov. 22	W	81-58	Tulane	A
Nov. 26	W	103-62	Alabama State	H
Nov. 29	W	118-86	Louisiana-Monroe !	N
Nov. 30	L	86-91	DePaul !	A
Dec. 2	W	83-74	Loyola-Chicago	A
Dec. 6	W	100-80	Cincinnati @	N
Dec. 7	W	101-69	Middle Tennessee @	A
Dec. 15	L	51-94	Vanderbilt *	A
Dec. 17	W	97-80	Austin Peay State	A
Dec. 19	W	86-60	Jackson State #	H
Dec. 20	W	93-80	Houston #	H
Jan. 4	L	101-103	Florida *	H
Jan. 8	W	92-61	Mississippi Valley State	A
Jan. 11	W	80-74	South Carolina *	A
Jan. 13	W	114-90	Appalachian State	A
Jan. 18	W	80-72	LSU *	H
Jan. 26	L	72-82	Tennessee *	A
Jan. 28	W	86-77	Xavier	A
Feb. 1	W	78-72	Kentucky *	H
Feb. 6	W	85-66	Alabama State	A
Feb. 8	W	69-66	Mississippi State *	H

Feb. 12	W	72-69	Auburn *	H
Feb. 15	L	59-72	Ole Miss *	A
Feb. 20	W	100-75	Oral Roberts	H
Feb. 22	W	80-76	Arkansas *	A
Feb. 24	W	110-51	Mississippi Valley State	H
Feb. 29	W	105-81	Georgia *	H
March 6	L	87-95	Kentucky \$	N
March 18	W	100-87	Tennessee Tech %	H
March 21	L	68-98	Western Kentucky ^	A

! DePaul Coopers & Lybrand Classic (Chicago, Ill.)

@ MTSU Garden Plaza Classic (Murfreesboro, Tenn.)

# Alabama Shoney's Inn Classic (Tuscaloosa, Ala.)

\* Southeastern Conference

\$ SEC Tournament (Albany, Ga.)

% NCAA Mideast Subregional (Tuscaloosa, Ala.)

^ NCAA Mideast Subregional (Bowling Green, Ky.)

### 1992-93

Record: 22-9 (6-5 SEC/Fifth)

NCAA MIDEAST REGIONAL (Second Round)

Coach: Rick Moody

Dec. 1	L	76-92	Athletes in Action (Exh.)	H
Dec. 4	W	91-71	Delta State !	N
Dec. 5	L	72-93	Louisiana Tech !	A
Dec. 13	L	70-87	Vanderbilt *	H
Dec. 15	W	111-79	Austin Peay	H
Dec. 18	W	117-51	Grambling State @	H
Dec. 19	L	68-79	Clemson @	H
Dec. 29	W	103-101	Georgia Tech <sup>OT</sup> #	N
Dec. 30	W	71-64	St. Joseph's #	A
Jan. 2	L	75-81	Florida *	A
Jan. 5	W	95-76	Xavier (Ohio)	H
Jan. 9	W	82-67	South Carolina *	H
Jan. 16	W	74-69	LSU *	A
Jan. 18	W	94-65	South Alabama	A
Jan. 21	W	91-69	Mercer	A
Jan. 23	L	74-86	Tennessee *	H
Jan. 26	W	90-74	Tulane	H
Jan. 31	L	73-77	Kentucky *	A
Feb. 3	W	107-64	Loyola-Chicago	H
Feb. 6	W	102-89	Mississippi State *	A
Feb. 8	W	94-64	Appalachian State	H
Feb. 13	W	93-74	Ole Miss *	H
Feb. 17	L	67-93	Auburn *	A
Feb. 20	W	66-56	Arkansas *	H
Feb. 25	W	122-52	Oral Roberts	H
Feb. 28	W	67-50	Georgia *	A
March 1	W	80-57	Alabama State	A
March 5	W	106-86	LSU %	N
March 6	W	88-73	Florida %	N
March 7	L	72-76	Georgia %	N
March 17	W	102-70	Georgia Southern ^	H
March 21	L	73-74 <sup>OT</sup>	North Carolina &	A

! Louisiana Tech Dial Classic (Ruston, La.)

@ Alabama's Shoney's Classic (Tuscaloosa, Ala.)

# St. Joseph's Texaco/Hawk Classic (Philadelphia, Pa.)

\* Southeastern Conference

% SEC Tournament (Chattanooga, Tenn.)

^ NCAA Mideast Subregional (Tuscaloosa, Ala.)

& NCAA Mideast Subregional (Chapel Hill, N.C.)

### 1993-94

Record: 26-7 (7-4 SEC/Fourth)

NCAA MIDWEST REGIONAL (Final Four)

Coach: Rick Moody

Nov. 17	W	69-63	Levski-Totel (Exh.)	H
Nov. 24	W	91-87	Athletes in Action (Exh.)	H
Nov. 26	W	82-62	Eastern Washington !	N
Nov. 27	W	99-57	Iowa State !	A
Dec. 3	W	98-31	Coppin State @	H
Dec. 4	W	81-50	Grambling State @	H
Dec. 8	W	86-65	East Tennessee State	A
Dec. 11	W	99-77	Louisiana Tech	H
Dec. 29	W	107-53	Eastern Carolina #	N
Dec. 30	L	83-89	North Carolina #	N
Dec. 31	W	87-33	Florida State #	N
Jan. 5	W	70-57	Georgia *	H
Jan. 7	W	79-68	Illinois	A
Jan. 9	L	73-77	Vanderbilt *	A
Jan. 12	W	119-43	Troy	A
Jan. 16	L	75-80	Florida *	H
Jan. 18	W	101-46	Mercer	H
Jan. 22	W	94-77	South Carolina *	A
Jan. 26	W	92-54	South Alabama	H
Jan. 30	W	91-74	LSU *	H
Feb. 2	L	75-82	Arkansas *	A
Feb. 5	L	69-85	Tennessee *	A
Feb. 13	W	96-82	Kentucky *	H
Feb. 16	W	84-71	Auburn *	H
Feb. 19	W	68-55	Mississippi State *	H
Feb. 23	W	98-56	Alabama State	H
Feb. 26	W	76-64	Ole Miss *	A
Feb. 28	W	101-66	Troy	H
March 4	W	86-84	Ole Miss <sup>OT</sup> \$	N
March 6	L	56-72	Tennessee \$	N
March 13	W	96-86	Oregon State %	H
March 20	W	84-78	Iowa %	A
March 25	W	73-68	Texas Tech ^	N
March 26	W	96-82	Penn State ^	N
April 2	L	66-69	Louisiana Tech &	N

! Iowa State Cyclone Classic (Des Moines, Iowa)

@ Alabama's Shoney's Classic (Tuscaloosa, Ala.)

# UCF Holiday Classic (Orlando, Fla.)

\* Southeastern Conference

\$ SEC Tournament (Chattanooga, Tenn.)

% NCAA Midwest Subregional (Tuscaloosa, Ala.)

^ Midwest Regional (Austin, Texas)

& NCAA Final Four (Richmond, Va.)

### 1994-95

Record: 22-9 (7-4 SEC/T-Fourth)

NCAA EAST REGIONAL (Sweet 16)

Coach: Rick Moody

Nov. 12	W	103-91	Uralmash, Russia (Exh.)	H
Nov. 22	W	67-42	Athletes in Action (Exh.)	H
Nov. 25	W	73-57	Villanova !	H
Nov. 26	W	90-70	Grambling State !	H
Dec. 2	W	74-62	Colorado State @	N
Dec. 3	W	105-87	Notre Dame @	N
Dec. 6	W	93-79	Arkansas *	H
Dec. 9	W	102-50	Lamar #	N
Dec. 10	W	99-62	Texas-Arlington #	A
Dec. 19	W	99-70	Middle Tennessee	H
Dec. 28	L	76-79	San Diego State \$	N
Dec. 29	W	119-46	UNC-Asheville \$	N
Jan. 3	W	102-64	East Tennessee State	H

## YEAR-BY-YEAR RESULTS

Jan. 5	L	73-75	Maine	A
Jan. 8	W	71-63	Vanderbilt *	H
Jan. 10	W	84-47	Illinois	H
Jan. 15	L	88-97	Florida *	A
Jan. 18	L	67-91	Georgia *	A
Jan. 22	W	85-62	South Carolina *	H
Jan. 28	L	70-86	Auburn *	A
Jan. 31	W	90-60	LSU *	A
Feb. 5	W	95-63	Central Florida	H
Feb. 7	L	44-95	Tennessee *	H
Feb. 11	L	56-72	Louisiana Tech	A
Feb. 18	W	68-62	Kentucky *	A
Feb. 25	W	76-55	Mississippi State *	A
Feb. 27	W	84-78	Mississippi *	H
March 1	W	94-60	Tennessee State	H
March 4	W	86-72	Arkansas %	N
March 5	L	70-84	Tennessee %	N
March 16	W	82-55	Mt. St. Mary's ^	H
March 18	W	121-120	Duke <sup>40T</sup> ^	H
March 23	L	56-87	Connecticut &	A

! UA/Sheraton Capstone Inn Classic (Tuscaloosa, Ala.)  
 @ UC-Irvine Newport Marriott Classic (Irvine, Calif.)  
 # UT-Arlington Country Suites Classic (Arlington, Texas)  
 \$ St. Joseph's Redman Christmas Inv. (Jamaica, N.Y.)  
 \* Southeastern Conference  
 % SEC Tournament (Chattanooga, Tenn.)  
 ^ NCAA East Subregional (Tuscaloosa, Ala.)  
 & NCAA East Regional (Storrs, Conn.)

### 1995-96

**Record: 24-8 (7-4 SEC/Third)**  
**NCAA WEST REGIONAL (Sweet 16)**  
**Coach: Rick Moody**

Nov. 13	W	94-36	Victoria All-Stars (Exh.)	H
Nov. 17	W	84-80	Athletes in Action (Exh.)	H
Nov. 24	W	87-58	Central Florida !	H
Nov. 25	W	79-43	Maine !	H
Dec. 2	W	95-64	East Tennessee State	A
Dec. 3	W	85-57	Richmond @	A
Dec. 8	L	67-81	Connecticut @	N
Dec. 9	W	92-62	Jackson State #	N
Dec. 17	W	68-53	Middle Tennessee #	A
Dec. 18	L	83-89	Georgia *	H
Dec. 18	W	94-35	Bethune Cookman	H
Dec. 21	W	89-62	UNC Greensboro \$	N
Dec. 22	W	73-52	Vermont \$	A
Dec. 28	W	71-62	Oklahoma %	N
Dec. 28	W	70-64	Western Kentucky %	N
Jan. 4	W	92-85	Arkansas <sup>OT</sup> *	A
Jan. 7	L	55-65	Mississippi *	A
Jan. 13	W	97-64	Mississippi State *	H
Jan. 16	W	74-69	Northwestern State	A
Jan. 20	W	66-51	Kentucky *	H
Jan. 24	W	69-67	Auburn *	H
Jan. 28	L	69-81	Tennessee *	A
Jan. 31	W	105-42	Alabama State	H
Feb. 3	W	86-60	LSU *	H
Feb. 13	L	58-75	Auburn *	A
Feb. 17	W	73-54	Florida *	H
Feb. 19	L	59-73	Vanderbilt *	A
Feb. 22	W	75-68	South Carolina <sup>OT</sup> *	A
March 2	W	65-59	Auburn ^	N
March 3	W	86-70	LSU ^	N
March 4	L	60-64	Tennessee ^	N
March 15	W	95-66	Appalachian State &	H
March 17	W	88-68	N.C. State &	H

March 23	L	76-78	Stanford <sup>OT</sup> +	N
----------	---	-------	--------------------------	---

! UA Sheraton Capstone Inn Classic (Tuscaloosa, Ala.)  
 @ Richmond's Central Fidelity Inv. (Richmond, Va.)  
 # Garden Plaza/Lady Raider Classic (Murfreesboro, Tenn.)  
 \$ Vermont's Howard Bank Classic (Burlington, Vt.)  
 % Junkanoo Shootout (Nassau, Bahamas)  
 \* Southeastern Conference  
 ^ SEC Tournament (Chattanooga, Tenn.)  
 & NCAA West Subregional (Tuscaloosa, Ala.)  
 + NCAA West Regional (Seattle, Wash.)

### 1996-97

**Record: 25-7 (10-2 SEC/Second)**  
**NCAA EAST REGIONAL (Sweet 16)**  
**Coach: Rick Moody**

Nov. 14	W	116-45	Byelorussia (Exh.)	H
Nov. 17	L	65-74	Stanford	A
Nov. 21	W	71-53	Athletes in Action (Exh.)	H
Nov. 28	W	102-74	Arizona State !	N
Nov. 29	W	88-32	Puerto Rico-Mayaguez !	A
Nov. 30	L	81-91	North Carolina State !	N
Dec. 6	W	62-37	Jackson State @	H
Dec. 7	W	85-44	Lynn @	H
Dec. 18	W	89-44	Akron #	N
Dec. 19	W	68-47	Penn State #	N
Dec. 20	W	88-74	North Carolina #	N
Dec. 27	W	70-67	Grambling State \$	N
Dec. 29	W	73-43	Miami \$	A
Jan. 2	W	70-65	Oral Roberts	H
Jan. 5	W	88-60	Ole Miss *	H
Jan. 7	W	68-65	Auburn *	A
Jan. 10	W	72-52	Mississippi State *	A
Jan. 15	W	68-64	Georgia *	A
Jan. 17	W	101-67	Oral Roberts	A
Jan. 22	W	78-62	Kentucky * *	N
Jan. 26	L	60-63	Tennessee *	H
Jan. 27	W	78-44	Jackson State	H
Feb. 1	L	74-84	LSU *	A
Feb. 6	W	102-61	Arkansas *	H
Feb. 9	W	87-38	South Carolina *	H
Feb. 11	W	89-57	Auburn *	H
Feb. 16	W	86-81	Florida *	A
Feb. 18	L	67-69	UNC-Charlotte <sup>OT</sup>	A
Feb. 23	W	70-60	Vanderbilt *	H
March 1	W	85-63	Arkansas ^	N
March 2	L	72-83	Florida ^	N
March 4	W	94-50	Saint Francis &	H
March 16	W	61-52	St. Joseph's &	H
March 22	L	71-87	Notre Dame +	N

! San Juan Shootout (San Juan, Puerto Rico)  
 @ Alabama Sheraton Capstone Inn Classic (Tuscaloosa, Ala.)  
 # CellularOne Beach Classic (Myrtle Beach, S.C.)  
 \$ Miami's Holiday Classic (Miami, Fla.)  
 % Cincinnati, Ohio  
 \* Southeastern Conference  
 ^ SEC Tournament (Chattanooga, Tenn.)  
 & NCAA East Subregional (Tuscaloosa, Ala.)  
 + NCAA East Regional (Columbia, S.C.)

### 1997-98

**Record: 24-10 (10-4 SEC/T-Second)**  
**NCAA MIDWEST REGIONAL (Sweet 16)**  
**Coach: Rick Moody**

Nov. 5	W	82-55	Baltic All-Stars (Exh.)	H
--------	---	-------	-------------------------	---

Nov. 10	W	88-68	B.C. Shelen (Exh.)	H
Nov. 14	W	91-41	Furman !	H
Nov. 16	L	66-74	Nebraska !	A
Nov. 28	W	91-62	Marshall @	N
Nov. 29	L	58-61	Iowa State @	N
Nov. 30	W	77-70	Indiana @	N
Dec. 2	W	104-43	Samford	H
Dec. 6	W	94-53	Akron	H
Dec. 17	L	87-89	Stephen F. Austin #	N
Dec. 18	W	74-49	Elon #	N
Dec. 21	L	62-70	Florida *	A
Dec. 28	W	79-70	Boston College <sup>OT</sup> \$	N
Dec. 29	L	69-74	St. Joseph's <sup>OT</sup> \$	A
Jan. 4	W	82-62	South Carolina *	A
Jan. 7	W	62-46	Auburn *	H
Jan. 11	L	92-102	Arkansas <sup>OT</sup> *	A
Jan. 14	W	82-62	Ole Miss *	A
Jan. 18	W	85-69	Mississippi State *	H
Jan. 20	W	74-68	Northwestern State	A
Jan. 24	W	62-56	Kentucky *	H
Jan. 29	W	67-54	LSU *	A
Feb. 1	L	66-73	Tennessee *	A
Feb. 3	W	73-51	LSU *	H
Feb. 5	W	74-50	UNC-Charlotte	H
Feb. 8	W	90-77	Georgia *	H
Feb. 11	W	62-45	Auburn *	A
Feb. 14	W	73-51	Florida *	H
Feb. 18	W	87-48	Georgia Southern	A
Feb. 22	L	79-81	Vanderbilt *	A
Feb. 27	W	92-72	South Carolina %	N
Feb. 28	W	74-61	Florida %	N
March 1	L	63-67	Tennessee %	N
March 13	W	94-46	UNC Greensboro ^	H
March 15	W	75-74	UCLA ^	H
March 21	L	57-71	Louisiana Tech &	N

! Preseason WNIT  
 @ Rainbow Wahine Invitational (Honolulu, Hawai'i)  
 # L'eggs Classic (Las Cruces, N.M.)  
 \$ Corestates Hawk Classic (Philadelphia, Pa.)  
 \* Southeastern Conference  
 % SEC Tournament (Columbus, Ga.)  
 ^ NCAA Midwest Subregional (Tuscaloosa, Ala.)  
 & NCAA Midwest Regional (Lubbock, Texas)

### 1998-99

**Record: 20-11 (7-7 SEC/T-Fifth)**  
**NCAA MIDWEST REGIONAL (Second Round)**  
**Coach: Rick Moody**

Nov. 6	W	107-78	Miss. All-Stars (Exh.)	H
Nov. 10	W	79-66	Athletes in Action (Exh.)	H
Nov. 13	W	93-65	Northwestern State	H
Nov. 15	W	72-40	Georgia Southern	H
Nov. 19	W	96-52	Samford	A
Nov. 27	W	77-31	New Mexico State !	N
Nov. 28	W	87-67	DePaul !	A
Dec. 1	W	96-55	South Alabama	A
Dec. 5	W	79-68	Old Dominion @	N
Dec. 6	L	73-77	Penn State @	N
Dec. 10	L	71-77	Florida *	H
Dec. 13	W	97-80	UAB #	N
Dec. 20	L	75-90	North Carolina \$	N
Dec. 29	W	92-71	TCU %	N
Dec. 30	W	65-56	St. Peter's %	A
Jan. 3	L	70-85	Georgia *	A
Jan. 7	L	69-73	Auburn *	A
Jan. 14	W	78-51	Ole Miss *	H

# RECORDS & HISTORY

## YEAR-BY-YEAR RESULTS

Jan. 17	W	75-59	Mississippi State *	A
Jan. 24	L	72-76	Kentucky *	A
Jan. 28	W	71-66	LSU *	H
Jan. 31	L	73-85	Tennessee *	H
Feb. 3	L	50-75	LSU *	A
Feb. 7	W	87-73	South Carolina *	H
Feb. 11	W	72-57	Auburn *	H
Feb. 15	W	75-73	Florida *	A
Feb. 18	L	73-77	Arkansas *	H
Feb. 21	W	102-59	Vanderbilt *	H
Feb. 25	W	82-71	South Carolina ^	N
Feb. 26	W	76-72	Auburn ^	N
Feb. 27	L	69-80	Tennessee ^	N
March 12	W	80-68	Grambling State &	N
March 14	L	56-70	North Carolina &	A

! Moran Realty Classic (Chicago, Ill.)  
 @ Wachovia Women's Invitational (Richmond, Va.)  
 # Hardwood Classic (Birmingham, Ala.)  
 \$ ACC-SEC Challenge (Myrtle Beach, S.C.)  
 % St. Peter's Holiday Classic (Jersey City, N.J.)  
 \* Southeastern Conference  
 ^ SEC Tournament (Chattanooga, Tenn.)  
 & NCAA Midwest Subregional (Chapel Hill, N.C.)

### 1999-2000

**Record: 15-14 (5-9 SEC/T-Eighth)**  
**WNIT (First Round)**  
**Coach: Rick Moody**

Nov. 2	W	94-82	Miss. All-Stars (Exh.)	H
Nov. 10	W	76-67	Slovan Bratislava (Exh.)	H
Nov. 19	W	77-50	St. John's !	N
Nov. 20	L	72-73	Michigan State !	A
Nov. 23	W	88-51	Samford	H
Nov. 26	W	63-60	Kansas State @	N
Nov. 27	W	87-77	Drake @	N
Nov. 30	W	82-54	South Alabama	H
Dec. 2	L	69-81	Tulane	A
Dec. 5	W	82-62	Akron	A
Dec. 11	W	76-51	Alabama A&M	H
Dec. 20	W	84-69	Missouri-Kansas City #	N
Dec. 21	W	61-59	St. Mary's #	A
Dec. 29	L	57-77	Memphis	A
Jan. 6	W	84-58	Belmont	H
Jan. 9	L	62-71	Georgia *	H
Jan. 13	L	51-69	Auburn *	A
Jan. 20	W	69-67	Ole Miss *	A
Jan. 23	L	65-85	Mississippi State *	H
Jan. 27	W	68-67	Kentucky *	H
Jan. 30	W	69-67	Ole Miss *	H
Feb. 3	L	62-66	Arkansas *	A
Feb. 6	L	47-65	Tennessee *	A
Feb. 10	W	72-68	LSU *	H
Feb. 13	L	59-69	Auburn *	H
Feb. 17	W	69-67	South Carolina *	A
Feb. 20	L	63-68	Vanderbilt *	H
Feb. 24	L	37-72	Georgia *	A
Feb. 27	L	60-84	Florida *	A
March 2	L	63-67	Kentucky \$	N
March 16	L	68-70	Chattanooga %	A

! Felpausch/MSU Holiday Classic (East Lansing, Mich.)  
 @ Torneo Cancun de Basquetbol (Cancun, Mexico)  
 # St. Mary's Christmas Classic (Moraga, Calif.)  
 \* Southeastern Conference  
 \$ SEC Tournament (Chattanooga, Tenn.)  
 % WNIT

### 2000-01

**Record: 19-12 (5-9 SEC/T-Eighth)**  
**WNIT (Second Round)**  
**Coach: Rick Moody**

Nov. 17	W	66-42	Samford	A
Nov. 22	W	64-63	Tulane	H
Nov. 24	W	76-63	California !	N
Nov. 25	W	73-43	Illinois-Chicago !	A
Nov. 28	W	53-46	South Alabama	A
Dec. 2	W	70-67	Belmont	A
Dec. 6	W	65-55	Memphis	H
Dec. 10	W	54-53	Michigan State	H
Dec. 20	W	66-56	Creighton @	N
Dec. 21	L	54-58	Oklahoma State <sup>OT</sup> @	N
Dec. 29	W	74-62	Massachusetts #	N
Dec. 31	W	86-77	St. Peter's <sup>OT</sup> #	A
Jan. 4	W	74-41	Alabama A&M	H
Jan. 7	L	41-96	Georgia *	A
Jan. 11	W	60-53	Auburn *	H
Jan. 14	L	67-82	South Carolina *	H
Jan. 18	L	57-65	Ole Miss *	H
Jan. 21	W	65-62	Mississippi State *	A
Jan. 25	L	64-71	Kentucky *	A
Jan. 28	W	67-64	Ole Miss *	A
Feb. 1	W	74-69	Arkansas *	H
Feb. 4	L	75-97	Tennessee *	H
Feb. 8	L	58-74	LSU *	A
Feb. 11	W	61-60	Auburn *	A
Feb. 18	L	56-68	Vanderbilt *	A
Feb. 22	L	48-71	Georgia *	H
Feb. 25	L	62-74	Florida *	H
March 1	W	59-55	Auburn \$	N
March 2	L	52-82	Tennessee \$	N
March 15	W	77-67	Memphis %	H
March 18	L	72-84	UAB %	A

! UIC Thanksgiving Tournament (Chicago, Ill.)  
 @ SunSplash Shootout (Nassau, Bahamas)  
 # St. Peter's Holiday Classic (Jersey City, N.J.)  
 \* Southeastern Conference  
 \$ SEC Tournament (Memphis, Tenn.)  
 % WNIT

### 2001-02

**Record: 19-12 (7-7 SEC/T-Seventh)**  
**WNIT (Quarterfinals)**  
**Coach: Rick Moody**

Nov. 5	W	84-77	Basketball Travelers (Exh.)	H
Nov. 11	L	101-109	Sports International (Exh.)	H
Nov. 16	W	96-44	Samford	H
Nov. 20	W	101-58	Troy	H
Nov. 23	W	90-89	Louisville !	N
Nov. 24	L	79-81	Pepperdine !	A
Nov. 27	W	73-38	Birmingham-Southern	A
Dec. 2	L	75-78	Providence	A
Dec. 5	L	84-89	Alabama State	A
Dec. 9	W	63-61	South Alabama	H
Dec. 18	W	72-53	Jacksonville State	A
Dec. 21	W	85-69	SMU @	N
Dec. 22	W	71-56	Maryland @	N
Dec. 29	W	66-65	UMass #	N
Dec. 30	W	70-61	Villanova #	A
Jan. 6	L	62-63	Kentucky *	H
Jan. 10	W	84-70	Arkansas *	A
Jan. 13	L	77-83	Florida *	A
Jan. 17	L	46-69	Vanderbilt *	H

Jan. 20	L	57-82	Tennessee *	A
Jan. 24	W	78-70	Auburn *	H
Jan. 27	W	61-58	Kentucky *	A
Feb. 3	L	70-72	Arkansas *	H
Feb. 7	W	92-86	Mississippi State *	H
Feb. 10	W	60-57	Auburn *	A
Feb. 14	L	54-69	South Carolina *	A
Feb. 17	W	86-69	Ole Miss *	H
Feb. 21	L	62-73	Georgia *	A
Feb. 24	W	82-73	LSU *	H
Feb. 28	L	60-64	Georgia \$	N
March 13	W	68-67	Missouri ^	A
March 17	W	99-77	Eastern Kentucky ^	A
March 19	L	61-79	Michigan State ^	A

! Pepperdine Thanksgiving Classic (Malibu, Calif.)  
 @ Torneo Cancun de Basquetbol (Cancun, Mexico)  
 # PNC Wildcat Classic (Villanova, Penn.)  
 \* Southeastern Conference  
 \$ SEC Tournament (Nashville, Tenn.)  
 ^ WNIT

### 2002-03

**Record: 13-15 (3-11 SEC/10th)**  
**Coach: Rick Moody**

Nov. 12	L	72-78	Premier Players (Exh.)	H
Nov. 17	W	102-50	Berry (Exh.)	H
Nov. 22	W	68-46	Samford	A
Nov. 26	W	75-58	Birmingham-Southern	H
Nov. 29	W	61-56	UT-San Antonio !	A
Nov. 30	W	69-56	Stephen F. Austin !	N
Dec. 3	W	72-56	Providence	H
Dec. 7	W	67-64	Liberty @	N
Dec. 8	L	72-81	East Carolina @	A
Dec. 16	W	80-72	Illinois-Chicago	H
Dec. 18	L	57-79	South Alabama	A
Dec. 21	W	70-59	BYU #	N
Dec. 29	W	89-64	Bucknell \$	N
Dec. 30	W	62-57	St. Peter's \$	A
Jan. 4	L	62-68	Houston	A
Jan. 12	L	55-59	Kentucky *	A
Jan. 16	L	45-88	Tennessee (5/5)*	H
Jan. 19	L	61-65	Auburn *	A
Jan. 23	L	47-77	Georgia (24/24)*	H
Jan. 26	W	81-70	Ole Miss *	A
Jan. 30	L	56-72	Mississippi State (13/12)*	A
Feb. 2	L	58-59	Arkansas (12/11)*	H
Feb. 6	L	69-80	Vanderbilt (18/19)*	A
Feb. 9	L	34-48	South Carolina (16/15)*	H
Feb. 13	L	43-85	LSU (4/4)*	A
Feb. 16	W	69-65	Florida *	H
Feb. 23	L	71-73	Kentucky <sup>2OT</sup> *	H
Feb. 27	W	67-62	Auburn *	H
March 2	L	57-68	Arkansas (21/19)*	A
March 6	L	48-53	Arkansas (23/21)%	N

! Hampton Inn Six Flags/UTSA Classic (San Antonio, Texas)  
 @ US Cellular Invitational (Greenville, N.C.)  
 # Triple Crown Sports Classic (Albuquerque, N.M.)  
 \$ St. Peter's Holiday Classic (Jersey City, N.J.)  
 \* Southeastern Conference  
 % SEC Tournament (Little Rock, Ark.)

YEAR-BY-YEAR RESULTS

2003-04

Record: 12-16 (4-10 SEC/10th)

Coach: Rick Moody

Nov. 9	W	98-66	Berry (Exh.)	H
Nov. 18	L	60-71	Premier Players (Exh.)	H
Nov. 24	W	76-74	Michigan <sup>OT</sup>	A
Nov. 28	L	56-77	Boston College !	A
Nov. 29	W	84-66	Long Beach State !	A
Dec. 2	W	81-52	Jacksonville State	H
Dec. 5	W	76-63	Texas-San Antonio	H
Dec. 7	L	51-68	Virginia Tech (23/19)	H
Dec. 15	W	83-61	Tennessee Tech	H
Dec. 18	W	77-44	Bethune-Cookman @	N
Dec. 19	W	63-41	Central Florida @	A
Dec. 21	L	55-61	Florida International	A
Dec. 29	W	77-55	Santa Clara	A
Jan. 3	L	70-76	Houston	H
Jan. 8	L	61-65	Middle Tennessee <sup>OT</sup>	A
Jan. 11	W	74-71	South Carolina *	H
Jan. 15	W	67-62	Ole Miss *	H
Jan. 18	L	51-72	Tennessee (5/5)*	A
Jan. 22	L	61-70	Auburn (22/NR)*	A
Jan. 25	L	57-65	Mississippi State *	H
Jan. 29	L	69-76	Florida *	A
Feb. 1	L	68-71	Georgia (19/17)*	A
Feb. 5	L	68-103	LSU (14/16)*	H
Feb. 8	W	81-68	Vanderbilt *	H
Feb. 12	L	51-77	South Carolina *	A
Feb. 15	W	68-65	Arkansas *	H
Feb. 22	L	59-62	Kentucky *	A
Feb. 26	L	40-72	Auburn (18/20)*	H
Feb. 29	L	78-81	Mississippi State <sup>OT</sup> *	A
March 4	L	56-63	Ole Miss #	N

! Coors Rocky Mountain Invitational (Fort Collins, Colo.)  
 @ UCF Classic (Orlando, Fla.)  
 \* Southeastern Conference  
 # SEC Tournament (Nashville, Tenn.)

2004-05

Record: 14-15 (4-10 SEC/Ninth)

Coach: Rick Moody

Nov. 9	W	93-75	EA Sports (Exh.)	H
Nov. 19	W	81-79	Michigan <sup>OT</sup>	H
Nov. 22	W	80-66	Middle Tennessee	H
Nov. 26	W	81-66	Columbia !	A
Nov. 27	W	76-56	Washington !	A
Dec. 4	L	59-72	Virginia Tech	A
Dec. 7	W	74-55	UAB	H
Dec. 11	W	62-59	Tennessee Tech	A
Dec. 18	L	52-71	Kansas State (25/25)@	A
Dec. 21	W	71-62	Alabama A&M	H
Dec. 29	L	59-67	Deleware #	A
Dec. 30	W	78-60	Yale #	A
Jan. 3	W	60-54	Florida International	H
Jan. 5	L	83-86	South Dakota State	H
Jan. 9	W	69-39	Kentucky *	H
Jan. 13	L	77-84	Mississippi State *	A
Jan. 16	L	51-76	LSU (3/2)*	A
Jan. 20	W	75-62	South Carolina *	H
Jan. 23	L	43-59	Auburn *	A
Jan. 30	W	72-61	Mississippi State *	H
Feb. 3	L	63-72	Georgia (18/19)*	H
Feb. 6	W	77-66	Florida *	H
Feb. 10	L	68-83	Arkansas *	A
Feb. 13	L	54-68	Ole Miss *	A

Feb. 17	L	63-74	Auburn *	H
Feb. 20	L	57-66	South Carolina *	A
Feb. 24	L	53-64	Vanderbilt (20/19)*	A
Feb. 27	L	81-94	Tennessee (5/5)*	H
March 3	W	62-58	Florida \$	N
March 4	L	59-60	LSU (1/1)\$	N

! Seattle Times Classic (Seattle, Wash.)  
 @ Triple Crown Sports Classic (Springfield, Mo.)  
 # Christmas City Classic (Bethlehem, Pa.)  
 \* Southeastern Conference  
 \$ SEC Tournament (Greenville, S.C.)

2005-06

Record: 9-19 (3-11 SEC/11th)

Coach: Stephany Smith

Nov. 5	W	69-46	West Alabama (Exh.)	H
Nov. 11	W	76-57	Henderson State (Exh.)	H
Nov. 18	L	52-56	Washington	H
Nov. 21	W	77-71	Santa Clara	H
Nov. 25	L	48-69	Virginia !	N
Nov. 26	W	76-46	Nevada !	N
Dec. 1	W	81-55	Alabama A&M	H
Dec. 6	L	62-70	UAB	A
Dec. 10	W	59-54	Southeastern Louisiana	H
Dec. 18	L	69-78	South Dakota State	A
Dec. 20	L	56-68	North Dakota State	A
Dec. 22	W	76-71	Georgia Southern	H
Dec. 29	W	66-51	Southern @	N
Dec. 30	L	48-56	South Alabama @	A
Jan. 2	L	55-61	East Carolina	H
Jan. 5	L	44-59	Florida (RV/25)*	A
Jan. 8	W	68-54	Auburn *	H
Jan. 15	W	75-73	Arkansas *	H
Jan. 19	L	43-79	LSU (3/4)*	A
Jan. 22	L	47-68	South Carolina *	H
Jan. 26	L	56-65	Auburn *	A
Jan. 29	L	54-89	Tennessee (1/3)*	A
Feb. 2	L	53-65	Vanderbilt (22/21)*	H
Feb. 5	L	59-84	Georgia (14/14)*	A
Feb. 9	L	67-77	Ole Miss *	H
Feb. 12	W	61-59	Mississippi State *	A
Feb. 19	L	65-82	Tennessee (5/5)*	H
Feb. 23	L	61-86	LSU (3/3)*	H
Feb. 26	L	60-80	Kentucky *	A
March 2	L	62-84	Vanderbilt (23/23)#	N

! Paradise Jam (St. Thomas, U.S. Virgin Islands)  
 @ South Alabama Classic (Mobile, Ala.)  
 \* Southeastern Conference  
 # SEC Tournament (North Little Rock, Ark.)

2006-07

Record: 10-20 (0-14 SEC/12th)

Coach: Stephany Smith

Oct. 31	W	81-50	West Alabama (Exh.)	H
Nov. 5	L	59-66	Delta State (Exh.)	H
Nov. 10	W	62-53	Samford	H
Nov. 13	L	56-73	Arkansas State	A
Nov. 17	W	71-56	Tennessee Tech	H
Nov. 19	W	60-57	Southeastern Louisiana	H
Nov. 24	L	70-78	Missouri !	A
Nov. 25	W	75-56	Cal State Northridge !	A
Nov. 29	W	68-56	Chattanooga	H
Dec. 2	W	102-48	Savannah State	H
Dec. 4	W	84-55	McNeese State	H

Dec. 9	L	68-83	Tulane	A
Dec. 16	L	57-66	Louisiana Tech	A
Dec. 18	W	83-66	Birmingham-Southern	H
Dec. 20	W	52-51	Belmont	H
Dec. 28	L	54-65	South Dakota State	H
Dec. 30	W	78-53	North Dakota State	H
Jan. 3	L	36-72	Tennessee (4/4)*	A
Jan. 7	L	58-63	Auburn *	H
Jan. 11	L	62-63	Kentucky *	H
Jan. 14	L	35-95	South Carolina *	A
Jan. 18	L	63-71	Arkansas *	A
Jan. 21	L	45-61	LSU (8/8)*	H
Jan. 28	L	51-80	Tennessee (4/4)*	H
Feb. 1	L	61-93	Auburn *	A
Feb. 4	L	51-91	Vanderbilt (15/15)*	A
Feb. 8	L	51-92	Georgia (9/12)*	H
Feb. 11	L	43-84	Ole Miss *	A
Feb. 18	L	64-66	Florida *	H
Feb. 22	L	70-89	Mississippi State *	H
Feb. 25	L	27-70	LSU (7/7)*	A
March 1	L	49-78	Ole Miss @	N

! St. Mary's Tournament (Moraga, Calif.)  
 \* Southeastern Conference  
 @ SEC Tournament (Duluth, Ga.)

2007-08

Record: 8-22 (1-13 SEC/12th)

Coach: Stephany Smith

Oct. 31	W	80-53	West Alabama (Exh.)	H
Nov. 4	W	67-44	Mississippi College (Exh.)	H
Nov. 10	L	56-64	Tulane	H
Nov. 13	L	46-48	Samford	A
Nov. 18	L	45-49	Arkansas State	H
Nov. 23	L	43-52	Eastern Michigan !	N
Nov. 24	W	66-37	Washington State !	N
Nov. 28	L	58-75	Belmont	A
Nov. 30	W	53-47	Tennessee Tech	A
Dec. 5	L	61-62	Louisiana Tech	H
Dec. 9	W	66-56	St. Mary's	H
Dec. 15	L	34-62	Chattanooga	A
Dec. 17	W	62-57	Alabama A&M	H
Dec. 20	W	63-60	Hampton <sup>OT</sup>	H
Dec. 22	W	63-54	Jacksonville State	H
Jan. 2	L	62-73	East Tennessee State	H
Jan. 5	W	61-51	Southeastern Louisiana	H
Jan. 10	W	65-54	South Carolina *	H
Jan. 13	L	65-80	Florida *	A
Jan. 17	L	49-63	Arkansas *	H
Jan. 20	L	53-71	Georgia (12/11)*	A
Jan. 27	L	48-62	Auburn (25/22)*	H
Jan. 31	L	59-72	Mississippi State *	A
Feb. 3	L	47-76	Ole Miss *	A
Feb. 7	L	53-89	LSU (8/8)*	H
Feb. 10	L	47-92	Vanderbilt *	H
Feb. 14	L	49-74	Auburn *	A
Feb. 17	L	44-64	Kentucky *	A
Feb. 21	L	58-85	Tennessee (3/3)*	H
Feb. 24	L	54-70	Ole Miss *	H
March 2	L	54-83	Vanderbilt (23/24)*	A
March 6	L	62-71	Georgia (23/21)@	N

! Junkanoo Jam (Freeport, Bahamas)  
 \* Southeastern Conference  
 @ SEC Tournament (Nashville, Tenn.)

# RECORDS & HISTORY

## YEAR-BY-YEAR RESULTS

### 2008-09

Record: 13-17 (1-13 SEC/12th)

Coach: Wendell Hudson

Nov. 7	W	76-49	West Alabama (Exh.)	H
Nov. 14	W	64-55	Centenary	H
Nov. 18	L	55-61	Samford	H
Nov. 22	W	69-60	Hampton	A
Nov. 25	W	75-47	Alabama State	H
Nov. 28	L	56-73	Louisville (7/8)!	N
Nov. 29	W	76-56	Northern Iowa !	N
Dec. 3	W	67-53	Central Florida	H
Dec. 7	W	90-50	Sam Houston State	H
Dec. 14	L	67-77	Middle Tennessee	A
Dec. 17	W	70-68	Florida A&M <sup>OT</sup>	H
Dec. 20	W	63-53	Austin Peay	H
Dec. 22	W	76-65	Alabama A&M	H
Dec. 29	W	54-49	Belmont @	H
Dec. 30	W	81-75	Ball State @	H
Jan. 3	W	59-48	Southeastern Louisiana	A
Jan. 8	L	76-85	Vanderbilt (24/24) *	H
Jan. 11	L	34-55	LSU *	A
Jan. 15	L	57-67	Kentucky *	H
Jan. 18	L	43-73	Ole Miss *	A
Jan. 22	L	66-84	Auburn (6/5) *	A
Jan. 25	L	61-63	Georgia *	H
Feb. 1	L	64-88	Vanderbilt (20/22) *	A
Feb. 5	L	71-92	Florida (11/13) *	H
Feb. 8	L	54-81	Auburn (6/5) *	H
Feb. 12	L	61-80	Tennessee (15/17) *	A
Feb. 15	L	57-68	South Carolina *	A
Feb. 19	W	67-59	Ole Miss *	H
Feb. 22	L	69-74	Arkansas *	A
March 1	L	49-67	Mississippi State *	H
March 5	L	49-68	Tennessee (19/24) #	N

! Nugget Classic (Reno, Nev.)

@ Crimson Tide Holiday Classic (Tuscaloosa, Ala.)

\* Southeastern Conference

# SEC Tournament (North Little Rock, Ark.)

### 2009-10

Record: 12-18 (4-12 SEC/11th)

Coach: Wendell Hudson

Nov. 4	L	67-68	North Alabama (Exh.)	H
Nov. 13	W	73-68	Tennessee Tech !	N
Nov. 14	L	90-96	Texas A&M C. C. <sup>OT</sup> !	A
Nov. 17	W	79-39	Jackson State	H
Nov. 21	L	67-69	Belmont <sup>OT</sup>	A
Nov. 24	W	68-55	Southeastern La.	H
Nov. 28	W	87-79	Cal State Bakersfield @	N
Nov. 29	L	55-64	Illinois @	N
Dec. 4	L	67-72	Alabama State	A
Dec. 6	W	61-56	Northwestern State	H
Dec. 14	W	64-62	UCF	H
Dec. 16	L	52-61	Florida A&M	A
Dec. 21	W	71-38	Presbyterian	H
Dec. 30	W	87-61	Southern Miss	H
Jan. 3	L	44-52	Georgia (9/8) *	H
Jan. 6	L	56-70	Ole Miss *	A
Jan. 10	L	68-80	South Carolina *	H
Jan. 14	L	62-74	Auburn *	A
Jan. 17	L	63-88	Kentucky *	A
Jan. 21	W	82-58	Florida *	H
Jan. 24	L	62-66	Arkansas <sup>OT</sup> *	H
Jan. 28	L	71-70	Vanderbilt (RV/24) *	A
Jan. 31	L	41-78	LSU (18/19) *	H

Feb. 4	L	44-77	Mississippi State *	A
Feb. 7	W	55-53	Auburn *	H
Feb. 14	L	47-76	Georgia (19/18)*	A
Feb. 18	L	67-74	Tennessee (5/5)*	H
Feb. 21	W	69-58	Arkansas *	A
Feb. 25	L	47-71	Mississippi State *	H
Feb. 28	W	66-61	Florida *	A
March 4	L	66-73	Georgia (22/24)#	N

! Emerald Beach Tip-Off (Corpus Christi, Texas)

@ Holiday Beach Classic (San Luis Obispo, Calif.)

\* Southeastern Conference

# SEC Tournament (Duluth, Ga.)

### 2010-11

Record: 18-15 (5-11 SEC/10th)

WNIT (Round of 16)

Coach: Wendell Hudson

Nov. 6	W	103-58	UAH (Exh.)	H
Nov. 12	W	82-55	Tennessee State	H
Nov. 14	W	87-76	Central Arkansas	H
Nov. 17	W	95-84	N.C. State	H
Nov. 19	W	65-55	Georgia State	A
Nov. 23	W	69-53	McNeese State	H
Nov. 26	L	61-68	Florida State (15/14) !	N
Nov. 27	W	82-80	Providence <sup>3OT</sup> !	N
Dec. 1	W	80-31	Alabama State	H
Dec. 4	W	90-56	Arkansas-Pine Bluff	H
Dec. 12	L	57-79	Kansas	A
Dec. 18	W	64-46	Belmont	H
Dec. 20	W	67-62	Alabama A&M	H
Dec. 28	W	88-78	Southern Miss	A
Jan. 2	L	55-66	Auburn *	H
Jan. 6	L	45-110	Tennessee (5/6) *	A
Jan. 9	L	43-72	LSU *	A
Jan. 13	L	66-82	Vanderbilt *	H
Jan. 16	L	53-57	Arkansas (20/23) *	H
Jan. 20	L	51-60	Georgia (24/RV) *	H
Jan. 23	L	48-59	South Carolina *	A
Jan. 27	L	64-70	Florida *	A
Jan. 30	L	69-82	Kentucky (17/18) *	H
Feb. 3	W	66-61	Mississippi State *	A
Feb. 6	L	54-81	Georgia (24/RV) *	A
Feb. 13	W	64-59	Florida **	H
Feb. 17	W	59-51	Auburn *	A
Feb. 20	W	61-52	Ole Miss *	H
Feb. 24	L	55-68	Mississippi State *	H
Feb. 27	W	92-79	Arkansas *	A
March 3	L	36-60	LSU #	N
March 17	W	80-69	Memphis %	A
March 20	W	72-70	Northwestern %	A
March 22	L	59-74	Toledo %	A

! Junkanoo Jam (Freeport, Bahamas)

\* Southeastern Conference

^ Reopening of Foster Auditorium

# SEC Tournament (Nashville, Tenn.)

% WNIT

### 2011-12

Record: 12-19 (2-14 SEC/11th)

Coach: Wendell Hudson

Nov. 6	W	81-27	Auburn-Montgomery (Exh.)H	
Nov. 12	W	72-51	Nicholls State	H
Nov. 15	L	46-58	Central Arkansas	A
Nov. 18	W	78-52	Northwestern State	H

Nov. 21	W	67-34	Georgia Southern	H
Nov. 24	L	76-77	Old Dominion !	N
Nov. 25	W	62-56	Seton Hall <sup>OT</sup> !	N
Nov. 26	W	67-59	Louisiana Tech !	N
Dec. 2	W	69-56	Southern Louisiana	H
Dec. 4	W	80-76	Kansas	H
Dec. 7	L	63-69	North Texas	A
Dec. 11	L	57-79	North Carolina State	A
Dec. 17	W	64-54	Alabama State	A
Dec. 19	W	65-47	Presbyterian	H
Dec. 30	W	80-45	Air Force	H
Jan. 1	L	42-68	South Carolina *	A
Jan. 5	L	55-65	Auburn *	H
Jan. 8	L	40-84	LSU *	A
Jan. 12	L	61-66	Mississippi State *	H
Jan. 15	L	55-69	Ole Miss *	H
Jan. 19	L	37-61	Florida *	A
Jan. 26	L	56-86	Tennessee (7/9) *	H
Jan. 29	L	68-82	Kentucky (6/6) *	A
Feb. 2	L	52-70	Arkansas *	A
Feb. 5	L	66-81	Georgia (21/20) *	H
Feb. 9	W	52-47	Ole Miss *	A
Feb. 12	L	46-51	LSU *	H
Feb. 16	W	77-75	Kentucky (7/8) *	H
Feb. 19	L	55-69	South Carolina *	H
Feb. 23	L	40-81	Auburn *	A
Feb. 26	L	54-67	Vanderbilt (RV/24) *	A
March 1	L	38-57	South Carolina (25/RV) #	N

! Paradise Jam (St. Thomas, U.S. Virgin Islands)

\* Southeastern Conference

# SEC Tournament (Nashville, Tenn.)

### 2012-13

Record: 13-18 (2-14 SEC/13th)

Coach: Wendell Hudson

Nov. 5	W	94-39	Stillman (Exh.)	H
Nov. 11	W	80-43	Jacksonville State	H
Nov. 13	W	83-74	Houston	H
Nov. 17	W	79-60	Arkansas-Pine Bluff	H
Nov. 19	W	88-83	North Texas <sup>3OT</sup>	H
Nov. 25	W	97-62	Southeastern Louisiana	H
Dec. 1	L	50-69	Wisconsin	A
Dec. 8	L	58-72	Chattanooga	H
Dec. 15	W	80-71	Troy	A
Dec. 17	L	52-58	Wofford	H
Dec. 21	W	73-70	Virginia <sup>2OT</sup>	H
Dec. 28	W	58-47	Cincinnati !	N
Dec. 29	W	80-58	LIU Brooklyn	N
Dec. 30	W	44-43	Hawai'i	N
Jan. 3	L	52-91	Texas A&M (24/22) *	A
Jan. 6	L	70-87	Kentucky (6/6) *	H
Jan. 10	L	83-95	Georgia (13/12) *	H
Jan. 13	W	83-75	Ole Miss *	A
Jan. 20	L	69-96	Tennessee (9/9) *	A
Jan. 24	W	61-51	Auburn *	H
Jan. 27	L	58-67	Vanderbilt *	H
Jan. 31	L	59-65	Georgia (13/14) *	A
Feb. 3	L	54-87	Florida *	A
Feb. 6	L	53-65	South Carolina (15/12) *	H
Feb. 10	L	80-91	Arkansas * <sup>3OT</sup>	H
Feb. 17	L	53-70	Auburn *	A
Feb. 21	L	51-75	Mississippi State *	A
Feb. 24	L	61-67	Florida *	H
Feb. 28	L	42-76	LSU *	A
March 3	L	64-88	Missouri *	H
March 6	W	63-36	Mississippi State #	N

**YEAR-BY-YEAR RESULTS**

March 7 L 35-77 South Carolina (17/14)# N  
 ! Rainbow Wahine Invitational (Honolulu, Hawai'i)  
 \* Southeastern Conference  
 # SEC Tournament (Duluth, Ga.)

**2013-14**

**Record: 14-16 (7-9 SEC/T-Sixth)**  
**Coach: Kristy Curry**

Nov. 4	W	73-31	West Alabama (Exh.)	H
Nov. 8	L	70-82	Tennessee-Chattanooga	A
Nov. 11	L	48-62	Nebraska (15/12)	A
Nov. 17	L	57-92	Duke (2/2)	A
Nov. 21	W	70-62	Wisconsin	H
Nov. 25	W	60-32	Alabama A&M	H
Nov. 29	L	76-86	Saint Mary's !	N
Nov. 30	W	69-54	Cal State Fullerton !	N
Dec. 4	L	57-75	UT Martin	H
Dec. 8	W	51-44	Houston	H
Dec. 17	W	75-62	Jacksonville	H
Dec. 20	W	113-105	Troy <sup>OT</sup>	H
Dec. 28	L	59-79	Princeton @	N
Dec. 29	W	82-60	Coppin State @	N
Jan. 2	L	63-85	Kentucky (6/6)*	H
Jan. 5	L	58-73	Texas A&M *	A
Jan. 12	W	93-79	Ole Miss *	H
Jan. 16	L	39-61	Auburn *	H
Jan. 19	L	51-77	South Carolina (8/8)*	A
Jan. 23	W	57-55	Kentucky (9/8)*	A
Jan. 26	W	69-66	Georgia *	H
Jan. 30	L	67-75	Florida *	A
Feb. 2	L	54-64	Tennessee (10/10)*	H
Feb. 9	W	59-56	Missouri *	A
Feb. 13	L	55-75	Arkansas *	A
Feb. 16	L	46-71	Texas A&M (14/14) *	H
Feb. 20	W	72-64	Mississippi State <sup>OT</sup> *	H
Feb. 23	W	66-62	Vanderbilt (RV/25) *	A
Feb. 27	L	65-70	Auburn *	A
March 2	W	78-60	LSU (RV/23)*	H
March 6	L	65-78	LSU #	N

! Hilton Concord Thanksgiving Classic (Moraga, Calif.)  
 @ Cavalier Classic (Charlottesville, Va.)  
 \* Southeastern Conference  
 # SEC Tournament (Duluth, Ga.)

**2014-15**

**Record: 13-19 (2-14 SEC/14th)**  
**Coach: Kristy Curry**

Nov. 9	W	80-48	North Alabama (Exh.)	H
Nov. 14	W	60-44	Florida A&M	H
Nov. 16	L	40-90	Duke (7/7)	H
Nov. 18	L	62-64	Jacksonville State	H
Nov. 21	W	85-80	Kansas !	A
Nov. 22	W	72-58	Georgetown !	N
Nov. 23	W	58-51	Temple !	N
Nov. 26	W	75-44	Alabama A&M	H
Nov. 30	L	66-73	Quinnipiac @	A
Dec. 2	W	74-65	USC Upstate	H
Dec. 4	W	68-55	UT Martin	H
Dec. 7	W	53-51	Nebraska (12/15)	H
Dec. 14	L	39-46	Mercer	H
Dec. 16	W	71-27	Arkansas-Pine Bluff	H
Dec. 21	W	87-58	New Orleans	H
Dec. 28	W	71-40	Mississippi Valley State	H
Jan. 2	L	66-78	Kentucky (11/11) *	H

Jan. 4	L	47-64	Georgia (19/19) *	A
Jan. 8	L	59-102	South Carolina (1/1) *	H
Jan. 11	L	63-77	Ole Miss *	A
Jan. 18	L	50-66	Mississippi State (15/18) *	A
Jan. 22	W	51-50	Auburn *	H
Jan. 25	L	52-55	Vanderbilt *	H
Jan. 29	L	54-85	South Carolina (1/1) *	A
Feb. 1	L	42-53	Arkansas *	H
Feb. 8	L	39-51	LSU *	A
Feb. 12	W	67-64	Missouri *	H
Feb. 16	L	49-70	Texas A&M (15/16) *	A
Feb. 19	L	56-77	Tennessee (6/6) *	A
Feb. 22	L	55-57	Mississippi State (14/16) *	H
Feb. 26	L	49-53	Florida *	H
March 1	L	73-80	Auburn *	A
March 4	L	56-66	Vanderbilt #	N

! Hall of Fame Women's Challenge (Lawrence, Kan.)  
 @ Hall of Fame Women's Challenge (Uncasville, Conn.)  
 \* Southeastern Conference  
 # SEC Tournament (Little Rock, Ark.)

**2015-16**

**Record: 15-14 (4-12 SEC/12th)**  
**Coach: Kristy Curry**

Nov. 9	W	93-34	Faulkner (Exh.)	H
Nov. 13	W	96-44	Alabama A&M	H
Nov. 16	W	93-59	Appalachian State	H
Nov. 22	W	98-35	Mississippi Valley State	H
Nov. 24	W	72-56	Georgia State	H
Nov. 27	W	64-46	Middle Tennessee State !	N
Nov. 28	W	67-60	Utah Valley !	N
Dec. 2	L	65-83	UT Martin	A
Dec. 6	W	97-50	Alcorn State	H
Dec. 12	W	78-66	Georgetown	H
Dec. 14	W	69-47	North Florida	H
Dec. 18	L	58-70	Georgia Tech	A
Dec. 20	W	72-57	Grambling State	H
Dec. 28	W	68-49	Lipscomb	H
Jan. 3	W	62-45	LSU *	H
Jan. 7	L	48-73	Kentucky (10/9) *	A
Jan. 10	L	48-54	Vanderbilt *	H
Jan. 14	L	59-72	Auburn *	A
Jan. 17	W	64-50	Georgia *	H
Jan. 21	L	72-80	Florida (22/23) *	A
Jan. 25	L	52-67	Vanderbilt *	A
Jan. 28	L	56-59	Texas A&M (10/10) *	H
Jan. 31	L	42-70	Tennessee (19/23) *	A
Feb. 4	W	48-37	Ole Miss *	H
Feb. 7	L	55-59	Auburn *	H
Feb. 11	L	52-63	Missouri *	A
Feb. 18	L	67-69	Arkansas *	A
Feb. 22	L	46-66	South Carolina (3/2) *	H
Feb. 25	W	54-46	Tennessee *	H
Feb. 28	L	52-61	Mississippi State (16/16) *	A
March 2	L	49-58	LSU #	N
March 16	L	52-53	Tulane \$	A

! Nugget Classic (Reno, Nev.)  
 \* Southeastern Conference  
 # SEC Tournament (Jacksonville, Fla.)  
 \$ WNIT

**2016-17**


**Record: 23-14 (5-11 SEC/11th)**  
**Coach: Kristy Curry**

Nov. 4	W	86-34	West Alabama (Exh.)	H
Nov. 11	W	78-57	New Orleans	H
Nov. 14	W	93-44	Mississippi Valley State	H
Nov. 17	W	82-35	Lipscomb	H
Nov. 22	W	66-48	Georgia Southern	H
Nov. 27	W	97-29	Alabama A&M	N
Dec. 1	W	93-43	Alcorn State	H
Dec. 4	W	71-65	Kansas	H
Dec. 11	L	59-70	Georgetown	A
Dec. 15	W	80-57	Georgia State	H
Dec. 17	W	67-65	Georgia Tech	H
Dec. 19	W	84-63	McNeese State !	N
Dec. 20	W	78-60	UTEP !	N
Dec. 28	W	84-46	Florida A&M	H
Jan. 1	L	45-93	South Carolina (6/6) *	A
Jan. 5	W	90-80	Ole Miss *	H
Jan. 8	W	59-58	Missouri *	A
Jan. 12	L	54-71	Kentucky *	H
Jan. 15	L	50-68	Arkansas *	H
Jan. 19	L	54-67	Mississippi State (4/4) *	H
Jan. 22	W	65-57	Ole Miss *	A
Jan. 26	L	80-87	Vanderbilt *	A
Jan. 29	L	55-66	Auburn *	H
Feb. 5	L	41-48	LSU *	A
Feb. 9	L	48-69	Texas A&M *	A
Feb. 12	L	56-66	Florida *	A
Feb. 16	W	65-57	Tennessee *	H
Feb. 20	W	63-61	Auburn *	A
Feb. 23	L	65-71	Georgia *	A
Feb. 26	L	56-65	Missouri (24/RV) *	H
March 1	W	77-57	Vanderbilt #	N
March 2	W	72-64	Tennessee #	N
March 3	L	55-65	Kentucky (20/24) #	N
March 16	W	81-57	Mercer \$	H
March 19	W	55-53	Little Rock \$	H
March 23	W	72-64	Tulane \$	H
March 26	L	66-76	Georgia Tech \$	A

! Patrick Harrington Classic (Niceville Fla.)  
 \* Southeastern Conference  
 # SEC Tournament (Greenville, S.C.)  
 \$ WNIT

# RECORDS & HISTORY

## WNBA



### LINDA BURGESS

Los Angeles Sparks (1997)  
Sacramento Monarchs (1998-2000)



### DOMINIQUE CANTY

Detroit Shock (1999-2002)  
Houston Comets (2003-06)  
Chicago Sky (2007-11)  
Washington Mystics (2012)



### CASSANDRA CRUMPTON MOORER

New York Liberty (1997-98)



### SHALONDA ENIS


Washington Mystics (1999)  
Charlotte Sting (2000-03)

WNBA



**NIESA JOHNSON**

Charlotte Sting (1999-2000)



**TAUSHA MILLS**

Washington Mystics (2000-02)  
San Antonio Silver Stars (2003)  
Detroit Shock (2007)



**NAVONDA MOORE**

Minnesota Lynx (2007-08)





# POSTSEASON HISTORY

## ALL-TIME SEC TOURNAMENT RESULTS

### 1980 (1-1)

Feb. 7, 1980	W	69-53	Vanderbilt	Knoxville, Tenn.	First Round
Feb. 8, 1980	L	69-77	Kentucky	Knoxville, Tenn.	Second Round

### 1981 (3-1)

Jan. 29, 1981	W	67-54	Florida	Baton Rouge, La.	First Round
Jan. 30, 1981	W	77-71	Tennessee	Baton Rouge, La.	Second Round
Jan. 31, 1981	W	80-66	Georgia	Baton Rouge, La.	Semifinal
Feb. 1, 1981	L	50-61	Auburn	Baton Rouge, La.	Final

### 1982 (0-1)

Feb. 26, 1982	L	76-82	Kentucky	Lexington, Ky.	First Round
---------------	---	-------	----------	----------------	-------------

### 1983 (1-1)

March 3, 1983	W	69-53	Florida	Knoxville, Tenn.	First Round
March 4, 1983	L	73-91	Tennessee	Knoxville, Tenn.	Second Round

### 1984 (2-1)

March 3, 1984	W	85-66	Tennessee	Athens, Ga.	Second Round
March 4, 1984	W	83-73	Vanderbilt	Athens, Ga.	Semifinal
March 5, 1984	L	65-74	Georgia	Athens, Ga.	Final

### 1985 (0-1)

Feb. 24, 1985	L	85-87	Vanderbilt	Oxford, Miss.	First Round
---------------	---	-------	------------	---------------	-------------

### 1986 (1-1)

Feb. 28, 1986	W	71-57	Florida	Athens, Ga.	First Round
March 1, 1986	L	71-88	Georgia	Athens, Ga.	Second Round

### 1987 (1-1)

March 4, 1987	W	88-76	Mississippi State	Albany, Ga.	First Round
March 5, 1987	L	61-89	Auburn	Albany, Ga.	Second Round

### 1988 (0-1)

March 4, 1988	L	66-76	Ole Miss	Albany, Ga.	Second Round
---------------	---	-------	----------	-------------	--------------

### 1989 (1-1)

March 3, 1989	W	59-55	Mississippi State	Albany, Ga.	First Round
March 4, 1989	L	61-89	Tennessee	Albany, Ga.	Second Round

### 1990 (0-1)

March 2, 1990	L	45-71	Ole Miss	Albany, Ga.	First Round
---------------	---	-------	----------	-------------	-------------

### 1991 (1-1)

March 1, 1991	W	95-75	Florida	Albany, Ga.	First Round
March 2, 1991	L	69-78	Georgia	Albany, Ga.	Second Round

### 1992 (0-1)

March 6, 1992	L	87-95	Kentucky	Albany, Ga.	Second Round
---------------	---	-------	----------	-------------	--------------

### 1993 (2-1)

March 5, 1993	W	106-86	LSU	Chattanooga, Tenn.	First Round
March 6, 1993	W	88-73	Florida	Chattanooga, Tenn.	Second Round
March 7, 1993	L	72-76	Georgia	Chattanooga, Tenn.	Semifinal

### 1994 (1-1)

March 4, 1994	W	86-84 OT	Ole Miss	Chattanooga, Tenn.	Second Round
March 6, 1994	L	56-72	Tennessee	Chattanooga, Tenn.	Semifinal

### 1995 (1-1)

March 4, 1995	W	86-72	Arkansas	Chattanooga, Tenn.	Second Round
March 5, 1995	L	70-84	Tennessee	Chattanooga, Tenn.	Semifinal

### 1996 (2-1)

March 2, 1996	W	65-59	Auburn	Chattanooga, Tenn.	Second Round
March 3, 1996	W	86-70	LSU	Chattanooga, Tenn.	Semifinal
March 4, 1996	L	60-64	Tennessee	Chattanooga, Tenn.	Final

### 1997 (1-1)

March 1, 1997	W	85-63	Arkansas	Chattanooga, Tenn.	Second Round
March 2, 1997	L	72-83	Florida	Chattanooga, Tenn.	Semifinal

### 1998 (2-1)

Feb. 27, 1998	W	92-72	South Carolina	Columbus, Ga.	Second Round
Feb. 28, 1998	W	74-61	Florida	Columbus, Ga.	Semifinal
March 1, 1998	L	63-67	Tennessee	Columbus, Ga.	Final

## ALL-TIME SEC TOURNAMENT RESULTS

### 1999 (2-1)

Feb. 25, 1999	W	82-71	South Carolina	Chattanooga, Tenn.	First Round
Feb. 26, 1999	W	76-72	Auburn	Chattanooga, Tenn.	Second Round
Feb. 27, 1999	L	69-80	Tennessee	Chattanooga, Tenn.	Semifinal

### 2000 (0-1)

March 2, 2000	L	63-67	Kentucky	Chattanooga, Tenn.	First Round
---------------	---	-------	----------	--------------------	-------------

### 2001 (1-1)

March 1, 2001	W	59-55	Auburn	Memphis, Tenn.	First Round
March 2, 2001	L	52-82	Tennessee	Memphis, Tenn.	Second Round

### 2002 (0-1)

Feb. 28, 2002	L	60-64	Georgia	Nashville, Tenn.	First Round
---------------	---	-------	---------	------------------	-------------

### 2003 (0-1)

March 6, 2003	L	48-53	Arkansas	North Little Rock, Ark.	First Round
---------------	---	-------	----------	-------------------------	-------------

### 2004 (0-1)

March 4, 2004	L	56-63	Mississippi	Nashville, Tenn.	First Round
---------------	---	-------	-------------	------------------	-------------

### 2005 (1-1)

March 3, 2005	W	62-58	Florida	Greenville, S.C.	First Round
March 4, 2005	L	59-60	LSU	Greenville, S.C.	Second Round

### 2006 (0-1)

March 2, 2006	L	62-84	Vanderbilt	North Little Rock, Ark.	First Round
---------------	---	-------	------------	-------------------------	-------------

### 2007 (0-1)

March 1, 2007	L	49-78	Ole Miss	Duluth, Ga.	First Round
---------------	---	-------	----------	-------------	-------------

### 2008 (0-1)

March 6, 2008	L	62-71	Georgia	Nashville, Tenn.	First Round
---------------	---	-------	---------	------------------	-------------

### 2009 (0-1)

March 5, 2009	L	49-68	Tennessee	North Little Rock, Ark.	First Round
---------------	---	-------	-----------	-------------------------	-------------

### 2010 (0-1)

March 4, 2010	L	66-73	Georgia	Duluth, Ga.	First Round
---------------	---	-------	---------	-------------	-------------

### 2011 (0-1)

March 3, 2011	L	36-60	LSU	Nashville, Tenn.	First Round
---------------	---	-------	-----	------------------	-------------

### 2012 (0-1)

March 1, 2012	L	38-57	South Carolina	Nashville, Tenn.	First Round
---------------	---	-------	----------------	------------------	-------------

### 2013 (1-1)

March 6, 2013	W	63-36	Mississippi State	Duluth, Ga.	First Round
March 7, 2013	L	35-77	South Carolina	Duluth, Ga.	Second Round

### 2014 (0-1)

March 6, 2014	L	65-78	LSU	Duluth, Ga.	First Round
---------------	---	-------	-----	-------------	-------------

### 2015 (0-1)

March 4, 2015	L	56-66	Vanderbilt	Little Rock, Ark.	First Round
---------------	---	-------	------------	-------------------	-------------

### 2016 (0-1)

March 2, 2016	L	49-58	LSU	Jacksonville, Fla.	First Round
---------------	---	-------	-----	--------------------	-------------

### 2017 (2-1)

March 1, 2017	W	77-57	Vanderbilt	Greenville, S.C.	First Round
March 2, 2017	W	72-64	Tennessee	Greenville, S.C.	Second Round
March 3, 2017	L	55-65	Kentucky	Greenville, S.C.	Quarterfinals

## RECORD VERSUS OPPONENTS IN SEC TOURNAMENT

Arkansas	2-1
Auburn	3-2
Florida	7-1
Georgia	1-7
Kentucky	0-5
LSU	2-4
Ole Miss	1-4
Mississippi State	3-0
Missouri	0-0

South Carolina	2-2
Tennessee	3-9
Texas A&M	0-0
Vanderbilt	3-3

SEC Tournament Overall Record: 27-38

# POSTSEASON HISTORY

## ALL-TIME NATIONAL POSTSEASON RESULTS

### 1977 (0-3)

March 22, 1977	L	59-89	Wayland Baptist	Amarillo, Texas	NWIT
March 23, 1977	L	73-88	Belmont	Amarillo, Texas	NWIT
March 24, 1977	L	75-84	Indiana State	Amarillo, Texas	NWIT

### 1984 (1-1)

#### Midwest Region

March 18, 1984	W	78-70	Central Michigan	Mt. Pleasant, Mich.	NCAA First Round
March 23, 1984	L	58-65	Tennessee	Knoxville, Tenn.	NCAA Second Round

### 1988 (0-1)

#### Midwest Region

March 16, 1988	L	63-77	South Carolina	Columbia, S.C.	NCAA First Round
----------------	---	-------	----------------	----------------	------------------

### 1992 (1-1)

#### Midwest Region

March 18, 1992	W	100-87	Tennessee Tech	Tuscaloosa, Ala.	NCAA First Round
March 21, 1992	L	68-98	Western Kentucky	Bowling Green, Ky.	NCAA Second Round

### 1993 (1-1)

#### Midwest Region

March 17, 1993	W	102-70	Georgia Southern	Tuscaloosa, Ala.	NCAA First Round
March 21, 1993	L	73-74 OT	North Carolina	Chapel Hill, N.C.	NCAA Second Round

### 1994 (4-1)

#### Midwest Region

March 13, 1994	W	96-86	Oregon State	Tuscaloosa, Ala.	NCAA First Round
March 20, 1994	W	84-78	Iowa	Iowa City, Iowa	NCAA Second Round
March 25, 1994	W	73-68	Texas Tech	Austin, Texas	NCAA Sweet 16
March 26, 1994	W	96-82	Penn State	Austin, Texas	NCAA Elite Eight
April 2, 1994	L	66-69	Louisiana Tech	Richmond, Va.	NCAA Final Four

### 1995 (2-1)

#### East Region

March 16, 1995	W	82-55	Mount St. Mary's	Tuscaloosa, Ala.	NCAA First Round
March 18, 1995	W	121-120 4OT	No. 20 Duke	Tuscaloosa, Ala.	NCAA Second Round
March 23, 1995	L	56-87	No. 1 Connecticut	Storrs, Conn.	NCAA Sweet 16

### 1996 (2-1)

#### West Region

March 15, 1996	W	95-66	Appalachian State	Tuscaloosa, Ala.	NCAA First Round
March 17, 1996	W	88-68	No. 23 N.C. State	Tuscaloosa, Ala.	NCAA Second Round
March 23, 1996	L	76-78 OT	No. 3 Stanford	Seattle, Wash.	NCAA Sweet 16

### 1997 (2-1)

#### East Region

March 4, 1997	W	94-50	Saint Francis	Tuscaloosa, Ala.	NCAA First Round
March 16, 1997	W	61-52	St. Joseph's	Tuscaloosa, Ala.	NCAA Second Round
March 22, 1997	L	71-87	No. 15 Notre Dame	Columbia, S.C.	NCAA Sweet 16

### 1998 (2-1)

#### Midwest Region

March 13, 1998	W	94-46	UNC Greensboro	Tuscaloosa, Ala.	NCAA First Round
March 15, 1998	W	75-74	No. 25 UCLA	Tuscaloosa, Ala.	NCAA Second Round
March 21, 1998	L	57-71	No. 4 Louisiana Tech	Lubbock, Texas	NCAA Sweet 16

### 1999 (1-1)

#### Midwest Region

March 12, 1999	W	80-68	Grambling State	Chapel Hill, N.C.	NCAA First Round
March 14, 1999	L	56-70	No. 11 North Carolina	Chapel Hill, N.C.	NCAA Second Round

### 2000 (0-1)

March 16, 2000	L	68-70	Chattanooga	Chattanooga, Tenn.	WNIT First Round
----------------	---	-------	-------------	--------------------	------------------

### 2001 (1-1)

March 15, 2001	W	77-67	Memphis	Tuscaloosa, Ala.	WNIT First Round
March 18, 2001	L	72-84	UAB	Birmingham, Ala.	WNIT Second Round

## ALL-TIME NATIONAL POSTSEASON RESULTS

### 2002 (2-1)

March 13, 2002	W	68-67	Missouri	Columbia, Mo.	WNIT First Round
March 17, 2002	W	99-77	Eastern Kentucky	Richmond, Ky.	WNIT Second Round
March 19, 2002	L	61-79	Michigan State	East Lansing, Mich.	WNIT Quarterfinals

### 2011 (2-1)

March 17, 2011	W	80-69	Memphis	Memphis, Tenn.	WNIT First Round
March 20, 2011	W	72-70	Northwestern	Evanston, Ill.	WNIT Second Round
March 22, 2011	L	59-74	Toledo	Toledo, Ohio	WNIT Round of 16

### 2016 (0-1)

March 16, 2016	L	52-53	Tulane	New Orleans, La.	WNIT First Round
----------------	---	-------	--------	------------------	------------------

### 2017 (3-1)

March 16, 2017	W	81-57	Mercer	Tuscaloosa, Ala.	WNIT First Round
March 19, 2017	W	55-53	Little Rock	Tuscaloosa, Ala.	WNIT Second Round
March 23, 2017	W	72-64	Tulane	Tuscaloosa, Ala.	WNIT Round of 16
March 26, 2017	L	66-76	Georgia Tech	Atlanta, Ga.	WNIT Quarterfinals

NCAA Overall Record: 16-10


WNIT Overall Record: 8-6

NWIT Overall Record: 0-3




Alabama advanced to postseason play for the first time under Kristy Curry, and the first time in five seasons, in 2016.


# MEDIA/TV ROSTER



**1**  
6-0 • Senior F  
**QUANETRIA BOLTON**  
Anniston, Ala.  
(Anniston HS)



**2**  
6-0 • Sophomore G  
**AMBER RICHARDSON**  
Garner, N.C.  
(SE Raleigh HS/NC State)




**3**  
5-7 • Sophomore G  
**JORDAN LEWIS**  
Windermere, Fla.  
(Lake Highland Prep)




**5**  
5-6 • Senior G  
**ALANA DA SILVA**  
Sao Paulo, Brazil  
(New Mexico JC)




**10**  
5-9 • Junior G  
**DAIJIA RUFFIN**  
Louisville, Ky.  
(UT Martin)




**11**  
6-0 • Senior G  
**HANNAH COOK**  
Ozark, Mo.  
(Ozark HS)




**13**  
5-7 • Senior G  
**COCO KNIGHT**  
Bay Minette, Ala.  
(Shelton State CC)



**15**  
5-8 • Senior G  
**MEOSHONTI KNIGHT**  
Morgan City, La.  
(Central Catholic)




**20**  
6-0 • Senior F  
**ASHLEY WILLIAMS**  
Covington, Ga.  
(Alcovy HS)




**21**  
5-9 • Junior G  
**TAYLOR BERRY**  
New Orleans, La.  
(Mount Carmel Academy)




**22**  
6-3 • Freshman F  
**ARIYAH COPELAND**  
Columbus, Ga.  
(Columbus HS)



**23**  
6-0 • Junior G  
**SHAQUERA WADE**  
Huntsville, Ala.  
(Huntsville HS)



**25**  
6-5 • Sophomore F  
**ASHLEY KNIGHT**  
Austin, Texas  
(Lyndon B. Johnson HS)




**40**  
6-3 • Sophomore F  
**JASMINE WALKER**  
Montgomery, Ala.  
(Jefferson Davis HS/FSU)



**KRISTY CURRY**  
Head Coach 5th Season  
NORTHEAST LOUISIANA, 1988



**KELLY CURRY**  
Assist. Coach 5th Season  
TEXAS A&M, 1990



**BROOKS WILLIAMS**  
Assist. Coach 2nd Season  
MISSISSIPPI STATE, 2000




**SHEREKA WRIGHT**  
Assist. Coach 5th Season  
PURDUE, 2004



**GRANT FAUSSET**  
Operations 5th Season  
PURDUE, 2004



**BRIAN JOHNSON**  
Development/  
Video 2nd Season  
TENNESSEE, 2016



**TERRY JONES**  
Strength and  
Conditioning 30th Season  
ALABAMA, 1977



**MALLORI CROCKETT**  
Athletic Trainer 5th Season  
ALABAMA, 2009

QUANETRIA  
BOLTON

◀ COCO  
KNIGHT

◀ ALANA  
DA SILVA

