

ALABAMA

HANNAH **COOK**

ASHLEY **WILLIAMS**

2016-17 WOMEN'S BASKETBALL

TABLE OF CONTENTS

INTRODUCTION

Athletics Communications Staff	1
Quick Facts	1
Roster	2
Schedule	3
Media Information	4
Campus Life	5
President Dr. Stuart Bell	6
Academics	7
Bill Battle/Senior Support Staff	8
Coleman Coliseum/Foster Auditorium	9

OUTLOOK

Preview	10-11
-------------------	-------

THE TEAM

Coaching Staff	12-16
Support Staff	17-18
Returning Student-Athletes	19-31
Newcomers	32-37

YEAR IN REVIEW

2015-16 Statistics	38-41
2015-16 Game Recaps	42-49

RECORDS AND HISTORY

Year-by-Year Team Statistics	50
Team Scoring Records	51
Individual Scoring Records	52
Field Goal Records	53-54
Free Throw Records	55
1,000 Point Club	56-60
Rebound Records	61
Assist Records	62
Steals Records	63
Blocks Records	63
Games Played/Started Records	63
vs. AP Top 25	64
100-plus Point Games	64
Home Game Records	65
Coaching Records	66
All-Time Roster	67-68
All-Time Jersey Numbers	69-70
All-Time Assistant Coaches	70
SEC Awards	71
All-Americans	72-73
Miscellaneous Awards	74
Academic Awards	75
Series Results	76-84
Year-by-Year Results	85-93
WNBA	94-95
SEC Tournament Results	96-97
Postseason Results	98-99
Radio/Television Chart	100

UNIVERSITY INFORMATION

Location	Tuscaloosa, Ala.
Enrollment	37,655
Founded	April 12, 1831
Nickname	Crimson Tide
Colors	Crimson and White
Conference	Southeastern
President	Dr. Stuart Bell
Athletics Director	Bill Battle
Senior Woman Administrator	Marie Robbins
Faculty Representative	Dr. James King
Facility	Coleman Coliseum
Capacity	15,383

TEAM INFORMATION

2015-16 Overall Record	15-16
2015-16 SEC Record	4-12 (12th)
Starters R/L	4/2
Letterwinners R/L	7/6
Newcomers	6
All-Time Record	700-549 (.560)
All-Time SEC Record	147-278 (.346)
All-Time Home Record	347-169 (.672)
First Season	1974
NCAA Appearances	10 (1984, 1988, 1992-99)
WNIT Appearances	5 (2000-02, 2011, 2016)

COACHING STAFF

Head Coach	Kristy Curry
Alma Mater	Northeast Louisiana, 1988
Record at Alabama	42-51 (.452)
Overall Record	351-200 (.637)
SEC Record	13-35 (.271)
Season at Alabama	Fourth
Assistant Coach	Kelly Curry
Alma Mater	Texas A&M, 1990
Season at Alabama	Fourth
Assistant Coach	Brooks Williams
Alma Mater	Mississippi State, 2000
Season at Alabama	First
Assistant Coach	Shereka Wright
Alma Mater	Purdue, 2004
Season at Alabama	Fourth
Director of Operations	Grant Fausset
Alma Mater	Purdue, 2004
Season at Alabama	Fourth
Coordinator of Player Development, Recruiting and Video Operations	Brian Johnson
Alma Mater	Tennessee, 2016
Season at Alabama	First

ATHLETICS COMMUNICATIONS STAFF



DOUG WALKER

Senior Associate Athletic Director, Communications
Office: (205) 348-6084
e-mail: dwalker@ia.ua.edu



JEFF PURINTON

Senior Associate Athletic Director, Comms./Marketing
Office: (205) 348-4578
e-mail: jpurinton@ia.ua.edu



JESSICA PARÉ (WBB CONTACT)

Director of Athletics Communications
Office: (205) 348-6084
Cell: (205) 394-5985
e-mail: jpare@ia.ua.edu



JOSH MAXSON

Director of Football Communications
Office: (205) 348-3631
e-mail: jmaxson@ia.ua.edu



AARON JORDAN

Director of Basketball Communications
Office: (205) 348-6084
e-mail: ajordan@ia.ua.edu



ROOTS WOODRUFF

Associate Director of Athletics Communications
Office: (205) 348-6084
e-mail: rwoodruff@ia.ua.edu



TODD BELL

Assistant Director of Athletics Communications
Office: (205) 348-6084
e-mail: tbell@ia.ua.edu



NATHAN SHEEHAN

Assistant Director of Athletics Communications
Office: (205) 348-6084
e-mail: nsheehan@ia.ua.edu



ALEX THOMPSON

Assistant Director of Athletics Communications
Office: (205) 348-6084
e-mail: athompson@ia.ua.edu



DRAKE ALLEN

Communications Assistant
Office: (205) 348-6084
e-mail: dallen@ia.ua.edu

CREDITS

The 2016-17 University of Alabama women's basketball media guide was produced by the staff of the Alabama Athletics Communications Office. The publication was written and edited by Jessica Paré with assistance from Mac Hanslip, Reagan Cunningham and Jen Smith. Photography by Alabama Athletics Director of Photography Kent Gidley, Amelia Barton, Robert Sutton and student assistants. Special thanks to the Crimson Tide coaching staff, Brent Hollingsworth for the cover design and the staff of the SEC office. Copyright 2016 by the Board of Trustees of The University of Alabama. "Roll Tide," "Crimson Tide," "Bama" and the primary and secondary logos are registered trademarks of The University of Alabama.

2016-17 ALABAMA ROSTER

NUMERICAL

No.	Name	Pos.	Ht.	Year	Hometown (Previous School)
0	LaKyesha Stennis	G	5-9	Jr.	Lexington, Ky. (Southwest Tennessee CC)
1	Quanetria Bolton	F	6-0	Jr.	Anniston, Ala. (Anniston HS)
2	Trista Magee	G	6-0	So.	Ellisville, Miss (Presbyterian Christian School)
3	Jordan Lewis	G	5-7	Fr.	Windermere, Fla. (Lake Highland Prep)
5	Alana da Silva	G	5-6	Jr.	Sao Paulo, Brazil (New Mexico Junior College)
10	DaiJia Ruffin	G	5-9	So.	Louisville, Ky. (UT Martin)
11	Hannah Cook	G	6-0	Jr.	Ozark, Mo. (Ozark HS)
13	Coco Knight	G	5-7	Jr.	Bay Minette, Ala. (Shelton State CC)
15	Meoshonti Knight	G	5-8	Jr.	Morgan City, La. (Central Catholic HS)
20	Ashley Williams	F	6-0	Jr.	Covington, Ga. (Alcovy HS)
21	Taylor Berry	G	5-9	So.	New Orleans, La. (Mt. Carmel Academy)
23	Shaquera Wade	G	6-0	So.	Huntsville, Ala. (Huntsville HS)
25	Ashley Knight	F	6-5	Fr.	Austin, Texas (Lyndon B. Johnson HS)

ALPHABETICAL

No.	Name	Pos.	Ht.	Year	Hometown (Previous School)
21	Taylor Berry	G	5-9	So.	New Orleans, La. (Mt. Carmel Academy)
1	Quanetria Bolton	F	6-0	Jr.	Anniston, Ala. (Anniston HS)
11	Hannah Cook	G	6-0	Jr.	Ozark, Mo. (Ozark HS)
5	Alana da Silva	G	5-6	Jr.	Sao Paulo, Brazil (New Mexico Junior College)
25	Ashley Knight	F	6-5	Fr.	Austin, Texas (Lyndon B. Johnson HS)
13	Coco Knight	G	5-7	Jr.	Bay Minette, Ala. (Shelton State CC)
15	Meoshonti Knight	G	5-8	Jr.	Morgan City, La. (Central Catholic HS)
3	Jordan Lewis	G	5-7	Fr.	Windermere, Fla. (Lake Highland Prep)
2	Trista Magee	G	6-0	So.	Ellisville, Miss. (Presbyterian Christian School)
10	DaiJia Ruffin	G	5-9	So.	Louisville, Ky. (UT Martin)
0	LaKyesha Stennis	G	5-9	Jr.	Lexington, Ky. (Southwest Tennessee CC)
23	Shaquera Wade	G	6-0	So.	Huntsville, Ala. (Huntsville HS)
20	Ashley Williams	F	6-0	Jr.	Covington, Ga. (Alcovy HS)

INSIDE THE ROSTER

Returning Letterwinners (7)

Quanetria Bolton
Trista Magee
Hannah Cook
Meoshonti Knight
Ashley Williams
Taylor Berry
Shaquera Wade

Returning Starters (4)

Quantetria Bolton
Hannah Cook
Meoshonti Knight
Shaquera Wade

Newcomers (6)

LaKyesha Stennis
Jordan Lewis
Alana da Silva
DaiJia Ruffin
Coco Knight
Ashley Knight

Juniors (7)

LaKyesha Stennis
Quanetria Bolton
Alana da Silva
Hannah Cook
Coco Knight
Meoshonti Knight
Ashley Williams

Sophomores (4)

Trista Magee
DaiJia Ruffin
Taylor Berry
Shaquera Wade

Freshmen (2)

Jordan Lewis
Ashley Knight

PRONUNCIATIONS

Quanetria Bolton	kwan-EE-tree-uh
DaiJia Ruffin	DAY-sha
LaKyesha Stennis	luh-KEE-sha
Meoshonti Knight	mee-oh-SHON-tee
Shaquera Wade	shuh-KEER-uh

2016-17 SCHEDULE

Date	Opponent	Location	Time (CT)	TV
Friday, Nov. 4	West Alabama ¹	Tuscaloosa	7 p.m.	SEC Network +
Friday, Nov. 11	New Orleans	Tuscaloosa	5 p.m.	SEC Network +
Monday, Nov. 14	Mississippi Valley State	Tuscaloosa	7 p.m.	SEC Network +
Thursday, Nov. 17	Lipscomb	Tuscaloosa	7 p.m.	SEC Network +
Tuesday, Nov. 22	Georgia Southern	Tuscaloosa	7 p.m.	SEC Network +
Sunday, Nov. 27	Alabama A&M	Tuscaloosa	2 p.m.	SEC Network +
Thursday, Dec. 1	Alcorn State	Tuscaloosa	7 p.m.	SEC Network +
Sunday, Dec. 4	Kansas ²	Tuscaloosa	11 a.m.	SEC Network
Sunday, Dec. 11	at Georgetown	Washington, D.C.	1 p.m.	
Thursday, Dec. 15	Georgia State ³	Tuscaloosa	11:30 a.m.	SEC Network +
Saturday, Dec. 17	Georgia Tech	Tuscaloosa	2 p.m.	SEC Network +
Monday, Dec. 19	vs. McNeese State ⁴	Niceville, Fla.	7 p.m.	
Tuesday, Dec. 20	vs. UTEP ⁴	Niceville, Fla.	7 p.m.	
Wednesday, Dec. 28	Florida A&M	Tuscaloosa	7 p.m.	SEC Network +
Sunday, Jan. 1	at South Carolina*	Columbia, S.C.	1 p.m.	ESPN2
Thursday, Jan. 5	Ole Miss*	Tuscaloosa	7 p.m.	SEC Network +
Sunday, Jan. 8	at Missouri*	Columbia, Mo.	2 p.m.	SEC Network +
Thursday, Jan. 12	Kentucky*	Tuscaloosa	7 p.m.	SEC Network +
Sunday, Jan. 15	Arkansas*	Tuscaloosa	4 p.m.	SEC Network
Thursday, Jan. 19	Mississippi State* ⁵	Tuscaloosa	7 p.m.	SEC Network +
Sunday, Jan. 22	at Ole Miss*	Oxford, Miss.	2 p.m.	SEC Network +
Thursday, Jan. 26	at Vanderbilt*	Nashville, Tenn.	8 p.m.	SEC Network
Sunday, Jan. 29	Auburn*	Tuscaloosa	5 p.m.	SEC Network
Sunday, Feb. 5	at LSU*	Baton Rouge, La.	3 p.m.	SEC Network
Thursday, Feb. 9	at Texas A&M*	College Station, Texas	7 p.m.	SEC Network +
Sunday, Feb. 12	Florida* ⁶	Tuscaloosa	1 p.m.	SEC Network
Thursday, Feb. 16	Tennessee*	Tuscaloosa	7 p.m.	SEC Network +
Monday, Feb. 20	at Auburn*	Auburn, Ala.	6 p.m.	SEC Network
Thursday, Feb. 23	at Georgia*	Athens, Ga.	6 p.m.	SEC Network +
Sunday, Feb. 26	Missouri*	Tuscaloosa	2 p.m.	SEC Network +
Wed., March 1 - Sun. March 5	SEC Tournament	Greenville, S.C.	TBA	SEC Network/ESPNU/ESPN2

1 - Exhibition

2 - SEC/Big 12 Challenge

3 - 5th Grade Fastbreak

4 - Patrick Harrington Tournament (Niceville, Fla.)

5 - We Back Pat

6 - Power of Pink/Play4Kay

* Southeastern Conference game

All times listed in central and subject to change

ATHLETICS COMMUNICATIONS OFFICE

The Alabama Athletics Communications Office is located on the ground level of Coleman Coliseum.

Phone: (205) 348-6084
 Fax: (205) 348-8841

MAILING ADDRESS

Alabama Athletics Communications
 PO Box 870391
 Tuscaloosa, AL 35487

OVERNIGHT SHIPPING

Alabama Athletics Communications
 Coleman Coliseum – Room 170
 323 Bryant Drive
 Tuscaloosa, AL 35401

MEDIA CREDENTIALS

Credentials are required for access on the floor at all University of Alabama home women’s basketball games. Media and photo credential requests should be sent via e-mail to Director of Athletics Communications Jessica Paré at jpare@ia.ua.edu. Placecards on press row identify media seating. Credentials may be picked up at the media will call table at Coleman Coliseum. Will call will open two hours prior to tipoff and is located in the southeast corner of Coleman Coliseum.

Parking is available on a first-come, first-serve basis in the Coleman Coliseum parking lot.

INTERVIEWS

Alabama head coach Kristy Curry and student-athletes are available for interviews in person or, with prior arrangement, by telephone. Alabama practices are held in both Foster Auditorium and Coleman Coliseum. Practices are closed to the media, unless prior arrangements have been made. Curry and student-athletes can be made available following the completion of practice, depending upon class schedules, travel or other plans. Media wishing to attend practice should contact Jessica Paré at least one day in advance. Practice plans can be obtained through the athletics communications office.

On game day, only postgame interviews are allowed. Please arrange all interviews through the athletics communications staff.

RADIO BROADCASTS

Visiting teams wishing to broadcast games from Coleman Coliseum are provided access to one phone line. Calls are charged to the visiting radio network. Should an additional line be

required, broadcasters must arrange their own hookup through The University of Alabama Telecommunications Office at (205) 348-6300. Visiting radio broadcasters must call in advance or have their media relations office notify Alabama that they will be broadcasting the game and will require credentials. Alabama provides a monitor that is hooked up to the computer stats program, providing electronic media up-to-the-second stats.

GAME SERVICES

Complete team and individual statistics (box score), quotes and a running play-by-play are provided to the media who cover the Crimson Tide at home. Copies of stats, game notes, media guides and roster sheets are available in the media room, located off the southeast side of the court near the media seating in section O. Complete books, which include the box and play-by-play, will be brought to the media room promptly following the game’s conclusion. At home games, with five minutes remaining on the game clock, a member of the Athletics Communications staff will collect postgame interview requests. Approximately 10 minutes after the game ends, the two head coaches and the requested student-athletes will come to the interview room adjacent to press row in Coleman Coliseum.

INTERNET

Information about The University of Alabama athletics can be found online at RollTide.com. Site offerings include rosters, schedules, results, stats, box scores and biographical information. Members of the media can access high-resolution photos of Tide student-athletes and teams via the Crimson Tide Digital Media platform (CrimsonTideMedia.com), which also provides access to a centralized location for helpful information on covering the Tide and credential requests.

From the website, Tide fans can find a link to listen to Alabama games live via the internet and follow home game action via live stats.

Wireless internet is available throughout Coleman Coliseum, while ethernet jacks are available at every seat in section O and in the media room.

VIDEO FOOTAGE/SATELLITE FEEDS

The University of Alabama, through Crimson Tide Sports Marketing and the Crimson Tide Sports Network, offers a weekly 15-minute satellite feed consisting of interviews with coaches and athletes, taped highlights and a narrated taped package. The package is offered September through May. During the

season, the women’s basketball team is included in this package. For its key home games, Alabama may offer a feed following the game that night.

Please call CTSM at (205) 348-9610 for more details, including the time and coordinates, if interested in taking the feed. To obtain video footage of the team, please contact CTSM at the above number.

SOCIAL MEDIA

In addition to RollTide.com, news, video and features on the Alabama women’s basketball team can be found on Facebook, Twitter, Instagram and YouTube by searching for AlabamaWBB.

SEC VIDEO FEEDS/TELEVISION

Through the SEC Network, highlights of SEC events are free to embed in your website. Please visit SECNetwork.com for embeddable clips of event highlights. The usage of clips is unlimited. To do so: A. Locate the video you want on the SECNetwork.com website. B. Click the “Tool” icon below the video, then click “Share”; Make sure to wait until the ad ends. C. Grab the embed code, paste it into your content management system or provide it to your website’s engineer.

RADIO NETWORK

Alabama women’s basketball can be heard on the radio by tuning into one of the 15 stations state-wide as part of the Crimson Tide Sports Network (CTSN).

SEC NETWORK +

SEC Network + events are exclusively available on SECNetwork.com and via WatchESPN. SEC Network + events will add live and on-demand coverage of more than 550 digital-exclusive sporting events to the SEC Network multi-screen output in the first year. Ranging across multiple sports from all member schools, SEC Network + events will all be high-quality, multi-camera productions – enabled by extensive new technological and production capabilities built out by ESPN and SEC schools in support of the SEC Network launch.

In addition to authenticated access to the SEC Network and SEC Network + (via laptops and desktops; access via iOS and Android smartphones and tablets is via WatchESPN), SEC Network + will also serve as a platform to deliver additional events produced by the schools and SECNetwork.com will also feature original short clips, video from studio programs, original digital video projects and more.

From the architecture to the landscaping, The University of Alabama campus is one of the most beautiful places in the state of Alabama. With more than 200 academic majors, outstanding honors programs and a championship athletic tradition, UA offers a complete educational, cultural and social experience. Our undergraduate, graduate and professional programs give students the opportunity to interact with nationally ranked faculty and our distance learning programs offer learning that fits your life.

Life on the UA campus is defined by opportunities. Students who want to get involved can join one of more than 350 student organizations, help plan concerts and speaker series, volunteer in the community, participate in intramural teams or run for student government.

Students, faculty, staff and visitors can take advantage of a rich and varied schedule of musical, dance and theatre performances, art galleries and exhibitions, lectures and readings by writers, poets and experts on every topic imaginable. UA's fine museums house countless historical artifacts and offer hands-on exploration opportunities.

The Ferguson Center, UA's student union, was renovated and expanded in 2014, providing more space for student activities and a larger food court and Supply Store. The new Fresh Food Company as well as Lakeside and Burke dining halls offer a wide variety of food service options.

The Student Recreation Center offers first-class recreation facilities to students, faculty and staff. It includes two multi-use gyms, nine multi-purpose courts, weight machines, 1/8-mile jogging track, extensive cardio area, locker rooms, indoor swimming pool, dry and steam saunas, 12 lighted tennis courts, four aerobics rooms, eight racquetball courts and a squash court—together encompassing more than 200,000 square feet. The facility's outdoor aquatic area features a lazy river, lap swim, large water-park-type slide and lots of deck space. An additional recreation and student center is conveniently located for residential students between the Presidential 1 and II residence halls.

Whatever your interests, you will find a group, an organization, an activity or a program that will appeal to you at UA.

ON YOUR CAMPUS...



ON YOUR CAMPUS...

ALABAMA PRESIDENT DR. STUART R. BELL



The Board of Trustees of The University of Alabama System named Dr. Stuart R. Bell president of The University of Alabama on June 18, 2015.

A nearly 30-year veteran of higher education, Bell was previously executive vice president and provost at Louisiana State University, where he served as both the chief academic officer and the chief operating officer of LSU. These responsibilities at LSU included oversight of all academic, research and student programs and coordination of related fiscal operations.

"The University of Alabama is such a vibrant community," said Bell. "I'm excited about UA and its positive impact on our community and the nation, and I look forward to the even greater achievements that we will seek in working together."

"I'm honored by this selection and the confidence displayed in my abilities, and I look forward to learning and listening to others about our campus, our programs and the aspirations we have for this great university. Susan and I are thrilled to return to Tuscaloosa and are looking forward to renewing old friendships and creating new ones."

During Bell's tenure, LSU opened new facilities, including residence halls, and made additions to engineering and chemistry buildings. Student retention and success were emphasized, and recruitment efforts yielded the largest freshman class in LSU history. Online programs were also expanded, and the campus developed a new strategic plan for LSU's research and discovery efforts.

Before joining LSU, Bell served for 10 years as dean of the University of Kansas School of Engineering. During that time, he led an expansion of facilities and research, including efforts to establish multiple major research centers; increased student recruitment; and developed extensive experience in fundraising.

Bell previously served 16 years at The University of Alabama. He joined UA in 1986 as an assistant professor in the University's department of mechanical engineering. Nine years later, he was named department head, where he served until accepting the Kansas deanship in 2002.

With research interest in combustion engines, Bell has expertise in alternative fuels for engines, innovative engine designs and modeling of engine and engine processes. He founded and directed UA's Center for Advanced Vehicle Technologies, an interdisciplinary research center.

Bell, who was inducted as an Engineering Departmental Fellow by UA's department of mechanical engineering, was awarded the Society of Automotive Engineers' Ralph Teeter Award for Outstanding Contributions to Research and Teaching in 1988.

He was presented the T. Morris Hackney Faculty Leadership Award for the UA College of Engineering in 2001, and, in 2005, he received the Richard S. Woodbury Award from the American Society of Mechanical Engineers.

An Abilene, Texas, native, Bell earned a nuclear engineering degree from Texas A&M University in 1979. He earned his master's and doctorate degrees in mechanical engineering from Texas A&M in 1981 and 1986, respectively.

He and his wife, Susan, have three adult children, Stuart, Stacy — a UA graduate — and Stephen, and one granddaughter.



Enrollment at The University of Alabama reached a record high of 37,665 for fall 2016. The entering freshman class, at 7,559 students, is the largest and best qualified in UA history. More than 40 percent of UA's 7,559-member freshman class scored 30 or higher on the ACT, up from last year's record 36 percent.

The University of Alabama is a leader among public universities nationwide in the enrollment of National Merit Scholars with more than 600 currently enrolled.

Ranked among the top 50 public universities in the nation in U.S. News and World Report's annual college rankings for more than a decade, UA ranked 46th among public universities in the 2017 rankings. UA's latest college rankings include:

- The School of Law is ranked 28th among all law schools in the nation (10th among public universities), spring 2016.
- The School of Library and Information Studies is ranked 18th nationally (15th among public universities) in the latest rankings for library schools, spring 2013

University of Alabama students continue to win prestigious national awards. Forty-seven UA students have been named Goldwater Scholars, including two in 2016. The University of Alabama has produced a total of 15 Rhodes Scholars, 16 Truman Scholars, 32 Hollings Scholars and six Boren Scholars.

Thirty UA faculty have received NSF CAREER Awards, the nation's most prestigious recognition of top-performing young scientists, in disciplines ranging from nanoscience and engineering to biological sciences.

Dr. Samantha Hansen, UA associate professor of geological sciences, is one of many faculty recognized nationally for research. Hansen is one of 102 scientists who received the 2014 Presidential Early Career Award for Scientists and Engineers, the highest honor bestowed by the U.S. government on science and engineering professionals in the early stages of their independent research careers.

Seven University of Alabama alumni and graduate students have won Fulbright awards for 2016-17. Two UA graduate students received Fulbright research awards. Five UA graduates won awards as teaching assistants to research and teach abroad.

U.S. News and World Report ranks The University of Alabama's Manderson Online Business Master's programs 16th in the nation. The rankings are based on level of accreditation, faculty credentials, admissions selectivity, reputation for excellence among peer institutions and academic and career support services offered to students.

Public Accounting Report's 2016 rankings place UA's Culverhouse School of Accountancy's undergraduate and master's programs 8th and its doctoral program 9th.

PRWeek Magazine has recognized the public relations program in The University of Alabama's College of Communication and Information Sciences as one of the top five programs in the nation six times.

TOP RANKED ON YOUR CAMPUS...



BILL BATTLE

DIRECTOR OF ATHLETICS



William R. "Bill" Battle recently completed his third year as Director of Athletics at The University of Alabama. Since taking the job on March 22, 2013, (succeeding the late Mal Moore, who had held the position since November 1999), Battle has not only maintained Alabama's

unparalleled athletics success, but also has placed increased focus on the primary mission of Alabama Athletics: to recruit and develop student-athletes to compete at the highest levels in intercollegiate athletics, to educate and prepare student-athletes to compete at the highest levels in life after graduation, and to accomplish both with honor and integrity.

Battle took the job as Director of Athletics at Alabama after a career as a college football coach and entrepreneur that was consistently hallmarked by innovation and foresight. During Battle's tenure, Alabama has produced two NCAA team national championships (men's golf in 2014 and football in 2015); seven SEC team championships in five different sports (two in football, two in gymnastics, one in men's golf, softball and women's tennis); 15 NCAA individual champions (seven in 2013-14, six in 2014-15, and two at this writing in 2015-16); 27 NCAA Elite Award winners (13 in 2013-14, 14 in 2014-15); 26 Academic All-Americans (13 in 2013-14, 12 in 2014-15, and 1 thus far in 2015-16 - leading the nation in that category in both 2013-14 and 2014-15); and 16 NCAA Postgraduate Scholarship awardees (a national-leading 7 in 2013-14 and 7 in 2014-15, and 2 thus far in 2015-16).

Battle's vision has impacted the Alabama Athletics Department in numerous ways over the last three years, particularly in revitalized fundraising efforts that directly enhance the daily experience of every Crimson Tide student-athlete. Battle spearheaded the redevelopment of Alabama's historic baseball facility, Sewell-Thomas Stadium, transforming an aging facility into one of the nation's most dynamic venues when the stadium opened in February, 2016. He also has led the drive for numerous other facility and departmental improvements, including a new

rowing facility and plans for a new aquatics facility. He has increased outreach efforts to keep students, fans, faculty, staff and stakeholders abreast of what is happening in Alabama Athletics.

A native of Birmingham, Ala., Battle attended The University of Alabama on a football scholarship and enjoyed a successful playing career as a three-year starter at end for the Crimson Tide under legendary head coach Paul "Bear" Bryant from 1960-62. Battle was a member of Bryant's first national championship team at Alabama in 1961, and was a three-year starter. Generally regarded as the team's best end throughout his playing career, Battle came to Tuscaloosa after starring in three sports at Birmingham's West End High School.

An excellent student, Battle earned a bachelor's degree in Biology (minor in Psychology) from The University of Alabama in 1963 and a master's degree in Education from The University of Oklahoma in 1964. He was an Academic All-SEC selection as a senior in 1962 and was selected to play in the Senior Bowl all-star game in Mobile, Ala., in January of 1963. He was named first team tight end and second team defensive end on The University of Alabama All Decade Team of the 1960s. Alabama won three national championships in the decade (1961, 1964 and 1965).

Battle entered the coaching profession as a graduate assistant at The University of Oklahoma in 1963 under famed head coach Bud Wilkinson. In 1964 and 1965, he served as an assistant coach at the United States Military Academy while serving a two-year military tour. In 1966, he moved on to the University of Tennessee, where he served as an assistant coach under head coach Doug Dickey for four seasons (1966-69) until he was named head coach of the Volunteers in 1970. When he was named head coach, Battle was the youngest head coach in college football at the age of 28.

During his seven-year tenure as head coach (1970-76), Battle's teams went 59-22-2, finished three seasons ranked in the nation's top 10 among five top-20 finishes and won four out of five bowl games. Battle's Tennessee teams won 11 games once (1970) and at least 10 games in three different seasons (1970, 1971 and 1972). His first Tennessee team finished the season ranked fourth in both national polls. His 1971 team finished ranked ninth in both national polls and the 1972 Tennessee squad finished ranked eighth by the Associated Press and 11th in the coaches' poll.

Battle embarked on a career in the private sector after his coaching career ended. He held various positions within Circle S Industries in Selma, Ala., and served as president of two different companies, as well as vice chairman of the Circle S Holding Company Board. During his six years at Circle S, the organization grew from two companies earning \$12 million in annual sales to 10 companies earning \$60 million.

Battle founded The Collegiate Licensing Company (CLC) in 1981, and served as president and Chief Executive Officer (CEO) until 2002. He also served as chairman of the board of Licensing Partners International (LPI), which was created in 2001 to represent the licensing interests of non-collegiate sports properties, as well as corporate and entertainment properties. The companies were sold to IMG in 2007, but he continued as chairman of CLC and consultant to IMG until March of 2013 when he was called back to Alabama.

A 1981 inductee into the Alabama Sports Hall of Fame, Battle was inducted as the first member of the charter class of the National Collegiate Licensing Association Hall of Fame in 2000. He was the recipient of the 2005 Paul W. Bryant Alumni Athlete Award at The University of Alabama and was inducted into the International Licensing Industry Merchandisers' Association (LIMA) Hall of Fame in 2008.

Battle received a National Football Foundation award in December 2008 for Outstanding Contributions to Amateur Football. In June 2010, he was inducted into the National Association of Collegiate Marketing Administrators' (NACMA) Hall of Fame. He was inducted into the Tennessee Sports Hall of Fame, receiving its Lifetime Achievement Award in 2011. He is slated to be inducted into the Sporting Goods Industry Hall of Fame in May of 2016. He currently serves on the boards of the Bryant-Jordan Student-Athlete Foundation, The University of Alabama A-Club Educational & Charitable Foundation, the Crimson Tide Foundation, and the National Football Foundation.

Bill and his wife, Mary, are part of UAB's Stem Cell Institute Board and are both active in their support of UAB's Department of Rheumatology. In their leisure time, the Battles enjoy life on their ranch in Georgia. Mary is an avid equestrian while Bill enjoys working on various projects around the ranch.



FINUS GASTON
SENIOR EXECUTIVE ASSOCIATE A.D.
CHIEF FINANCIAL OFFICER

KEVIN ALMOND
EXECUTIVE ASSOCIATE A.D.
SUPPORT SERVICES

MARIE ROBBINS
SENIOR ASSOCIATE A.D.
SENIOR WOMAN ADMINISTRATOR

SAM BRANCH
SENIOR ASSOCIATE A.D.
DEVELOPMENT

JEFF PURINTON
SENIOR ASSOCIATE A.D.
MARKETING & COMMUNICATIONS

DOUGLAS WALKER
SENIOR ASSOCIATE A.D.
COMMUNICATIONS

KOBIE BAKER
ASSOCIATE A.D.
BASKETBALL

CHRIS BESANCENEY
ASSOCIATE A.D.
TICKETING / TIDE PRIDE



JON DEVER
ASSOCIATE A.D.
STUDENT SERVICES

BRAD LEDFORD
ASSOCIATE A.D.
STRATEGIC MARKETING

ED MARYNOWITZ
ASSOCIATE A.D.
FOOTBALL


CAROL PARK
ASSOCIATE A.D.
BUSINESS

MATT SELF
ASSOCIATE A.D.
COMPLIANCE

AARON VOLD
ASSOCIATE A.D.
MAJOR GIFTS

TOMMY FORD
ASSISTANT A.D.
DONOR PROGRAMS

DR. JAMES KING
FACULTY ATHLETIC
REPRESENTATIVE



COLEMAN COLISEUM

Alabama women's basketball returns to Coleman Coliseum this season after playing primarily at Foster Auditorium following the building's renovation in 2011.

"One of the first things I talked about in my introductory press conference when we arrived three years ago was building our fan base," said women's basketball head coach Kristy Curry. "We've worked really hard at that both on the court and in the community, and in turn, those fans have provided us with one of the most incredible and electric home court atmospheres anywhere. Foster Auditorium is such a special place, and we have enjoyed calling it our home since day one. We will continue to work out of and practice in Foster, but we are thrilled that the interest and excitement around the program has made for a move back to Coleman Coliseum."

Women's basketball played 35 games in Foster from 1975-81, splitting time between Foster Auditorium and the main floor of Coleman Coliseum, until permanently moving to Coleman Coliseum from 1981-2011. Following the completion of the renovation, women's basketball played its final three home games of the 2010-11 season in Foster before its first complete season in the building during the 2011-12 campaign. All but four of its home games, which includes two season-opening doubleheaders with men's basketball and a pair of 5th Grade Fastbreak games, were played at Foster Auditorium from 2011-16.

"With our program improving each season under Coach Curry's leadership, we are optimistic about our future," said Director of Athletics Bill Battle. "Based on a variety of factors, we decided that now is the time for our women's team to play its games in Coleman Coliseum. We have seen growth in our attendance at Foster Auditorium, and we want to enable more growth in the future. Foster Auditorium remains an excellent home for our women's program to practice and office in throughout the week."

Season ticket sales have increased over 50 percent since Curry took over at the Capstone in 2013. Each season a new single-game attendance record has been set, with the most recent coming on Jan. 17, 2016, when 3,732 were on hand for the Tide's win over Georgia. That number also ranks 13th among all Alabama women's basketball attendance figures, which includes games at Coleman Coliseum. Alabama's average attendance has continued to grow and is up an average of 1,506 per game since Curry's arrival (1,145 in 2012-13; 1,992 in 2013-14; 2,550 in 2014-15; 2,651 in 2015-16).

COLEMAN COLISEUM

Opened on January 30, 1968, and originally named Memorial Coliseum, Coleman Coliseum has served as the home court of the Alabama basketball team for 42 years.

One of college basketball's finest facilities then and now, the multi-purpose arena was ahead of its time when originally constructed at a cost of \$4.2 million. The building occupies two acres of land with the roof reaching 90 feet above the playing surface and almost 100,000 square feet of space in the main seating area.

The arena was re-dedicated in 1988 as Coleman Coliseum in honor of Jeff Coleman, a long-time Crimson Tide historian, business manager for athletics and alumni director that served on the committee that oversaw construction and planning of the Coliseum.

The coliseum houses a number of athletic department offices, the ticket and Tide Pride offices, a club level room (the Crimson Tide Room), a President's reception area (the C.M. Newton Room), an auxiliary gymnasium, an equipment room, weight rooms, steam bath, training room, food service areas, photo studios and locker room facilities for staff and athletes.

FOSTER AUDITORIUM

Originally built in 1939, Foster Auditorium was named in 1942 for Richard Clarke Foster, president of The University of Alabama from 1937-41. It was the largest and most expensive of 14 buildings added to campus between 1936 and 1939 using funds from the Public Works Administration.

In its original capacity, Foster served as home for intramural sports, graduations, concerts, lectures and campus meetings. It also served as the home of several varsity athletic programs over the years, including men's basketball from 1939-68, women's volleyball from 1974-81, 1989-95 and 2011-present, women's basketball, which played selected games in Foster, from 1975-81, and gymnastics from 1975-84.

Additionally, the women's athletic program, including coaches and administrative offices, was located in Foster during the 1970s through the early 1980s.



FOSTER AUDITORIUM

2016-17 SEASON OUTLOOK

From the day that Kristy Curry arrived on The University of Alabama campus, one of her goals was to have the women's basketball program return and play its home games at Coleman Coliseum again.

It took a little time, but entering her fourth season at the Capstone, her wish has become reality. After relocating into renovated Foster Auditorium, which will still be used as the team's full-time practice facility, the Crimson Tide is back where it played home games from 1981-2011, and enjoying a new locker room built specifically for its use.

"We're fired up to move to the Coliseum. There's just so much excitement," Curry said. "We love being in Foster. We love for that to be our home on a daily basis. We've had some great wins in Foster, but there have also been some great wins and a great tradition in Coleman, and we're excited to pick that back up and carry it into the future.

"It's a great opportunity for our program to grow. I think it shows growth and that we're doing a lot of positive things."

While the move has been received well by fans, as there was an immediate bump in tickets sales, the optimism extends to the 2016-17 Crimson Tide as well.

Although the roster doesn't include a single senior, it features seven returning letterwinners from last season, and four student-athletes with starting experience, some of whom were thrust into the lineup early in their careers and had to grow up quickly.

That's something that likely won't happen this season, as Curry has a roster full of active student-athletes for the first time at Alabama.

"It allows us to play more the way that we want to play defensively, with the ability to change our defense, and also transition-wise on the offense, to be able to get up and down

and score easy, early and often," she said. "We like our depth on the perimeter and on the post.

"One thing that we don't have to coach is effort. That's the greatest thing you can do as a coach is not have to coach effort day in, day out."

Among those back from last year's team are the top three leading scorers, who are all juniors, with guards Hannah Cook and Meoshonti Knight, and forward Quanetria Bolton, plus key reserve Shaquera Wade, a sophomore guard.

Cook and Knight started all 31 games in 2015-16, and averaged 12.0 and 10.1 points respectively. They also topped the team in steals, with 54 and 50.

Cook also led in 3-pointers (70) and was second in rebounds (5.8), while Knight sank the most free throws (82).

Bolton was right behind them in scoring with a 9.8 point average, in addition to 4.1 rebounds and a team-high 41 blocks. Wade, who played in 30 games and made nine starts, added 6.0 points, 3.9 rebounds and 1.3 steals per game.

"They're so poised," Curry said of her returning contributors. "They understand what it takes. They've learned from the good and the bad, the happy and the sad, and become better people for it. Their leadership and the things they're doing off the floor for us has just been phenomenal, so the culture is much improved and where we want it to be.

"Shaquera Wade has grown up an awful lot as well."

Meanwhile, the Crimson Tide also got a key component back after missing last season, 6-foot junior forward Ashley Williams. Named to the 2014 Southeastern Conference All-Freshman Team, she led the team in points (13.7) and rebounds (6.1) as a sophomore.



Hannah Cook and Shaquera Wade

2016-17 SEASON OUTLOOK

"She gives our team a lot of confidence," Curry said of Williams. "She just plays so hard. She's really worked on her 12-to-15 foot jumper and that's consistent now. Her free throws have improved. She's physically nearly back as far as her stamina and her conditioning. She just has a great presence about her on the floor and gives our team a lot of confidence."

"Believe me. It's a happy bunch. We're all happy to have her back."

One of the things that Williams has worked on improving is exploiting how opposing defenders play her. Specifically, if they try and take away one aspect of her game, how she can counter to take advantage with another part.

Also returning for Alabama are sophomores Trista Magee and Taylor Berry. The rest of the roster features six new faces, including two freshmen who had been highly-touted recruits, Jordan Lewis and Ashley Knight.

Lewis, a guard, was named the 2016 Class 4A State Player of the Year in Florida, and the Orlando Sentinel's player of the year. Knight, a 6-5 forward out of Texas, was ranked the No. 16 post player in the nation by the espnW 100.

"I'm thrilled with our two freshmen, Jordan Lewis and Ashley Knight, and what they bring and what they give us," Curry said. "Jordan's leadership at the one and the ability to play the two. She's got some things that she's got to learn, but you can never ever question the effort and commitment. I love her energy."

"Ashley Knight just gives you a new dynamic inside and has far exceeded where I thought she might be. The way she has embraced our strength staff and what she did over the summer, I'm just excited about the two and the chance that they have to impact us in a really big way."

Among four junior college transfers are guards Coco Knight and LaKyesha "KeKe" Stennis, who will be competing for immediate playing time, while Brazilian point guard Alana da Silva is coming off an injury and was cleared for contact near the start of training camp. Guard DaiJia Ruffin, from UT Martin, will have to sit out the season due to transfer rules.

"Coco Knight really has the ability to get a shot off and at this level create something out of nothing, and I really love her energy and her willingness," Curry said. "She's an open book right now. She's just willing to learn. She's so coachable."

"KeKe Stennis is a great pure shooter and just continues to get better every day."

All figure to add some much-needed depth and quickness, in addition to the ability to score in bunches.

"We're deeper than we've been, as quick and as athletic as we've been, and we have more size," Curry said.



Quanetria Bolton



Meoshonti Knight

COACHES AND STAFF



**KRISTY
CURRY**

Head Coach

Fourth Season

NORTHEAST LOUISIANA, 1988

COACHES/STAFF

Hardworking, energetic, aggressive and disciplined all are words that can be used to describe Alabama head women's basketball coach Kristy Curry, who enters her fourth season with the Crimson Tide. Curry and her staff came in and immediately made an impact at Alabama, which was clearly evident both on and off the court.

Last season, Curry guided Alabama to a win over women's basketball powerhouse Tennessee, the first since 1984, ending a 42-game losing streak to the Lady Volunteers, and the first victory in the series in program history in Tuscaloosa. The Tide also made it back to the postseason after having been out for the past five years.

In 2014-15, the Tide reached double-digit wins in non-conference play for the first time since 2010, which included a victory over 12th-ranked Nebraska.

Curry's inaugural season at Alabama saw seven Southeastern Conference victories, marking the most since the 2001-02 season. Included in those wins was the first in Lexington against Kentucky since 2002, the first against Georgia since 2004, snapping a 23-game losing streak to the Lady Bulldogs, and the first in program history at Vanderbilt's Memorial Gym.

Overall, Alabama has won 42 games under Curry in her first three seasons at the Capstone bringing her overall coaching record to 351-200 (.637) in 17 seasons.

Each season a new attendance record has been set, with the most recent coming on Sunday, Jan. 17, 2016, when 3,732 were on hand for the Tide's win over Georgia. That number also ranks 13th among all Alabama women's basketball attendance figures, which includes games at Coleman Coliseum. Alabama's average attendance has continued to grow and is up an average of 1,506 per game since Curry's arrival

(1,145 in 2012-13; 1,992 in 2013-14; 2,550 in 2014-15; 2,651 in 2015-16).

Another area that has seen dramatic improvement is the team's involvement in community service. The Tide has taken part in several activities throughout local communities and established its Community Caravan, which is now in its second season. The Tide has visited and worked with several local organizations and groups such as Habitat for Humanity, Walk to End Alzheimer's, Hoops for Heart at Huntington Place Elementary School, Upward Basketball, MDA Lock-Up, playing games and serving dessert to the residents of Capstone Village Retirement Community, making gingerbread houses with the students of the CrossingPoints transition program, Project Angel Tree and the program's annual 5th Grade Fastbreak. The team was recognized for its efforts during the athletic department's 2013-14 year-end banquet as the women's team with the most service hours throughout the year.

Curry also received a special honor of her own at the 2014 Women's Basketball Coaches' Association Convention in Nashville, Tenn., as she was awarded the Kay Yow Heart of a Coach Award, presented by the Fellowship of Christian Athletes. The award, established in 2008 to honor the late Kay Yow, recognizes a basketball coach who has coached according to Biblical principles, and to the heart, body and mind of the athlete.

Prior to arriving at the Capstone, Curry spent seven seasons at the helm of the Texas Tech Lady Raider basketball program where she compiled a record of 130-98 (.570). She guided the Lady Raiders to a 21-11 record in 2012-13 and an appearance in the NCAA Tournament for the second time in three years.

In her final season in Lubbock, senior guards Monique Smalls, Casey Morris and Chynna Brown picked up All-Big 12 Conference honors in 2012-13, led by Brown as a first team selection. Tech was the only Big 12 team to have all three starting backcourt members named to the all-conference team.

In addition to her time on the court, Curry has spent time off the court contributing on several national and regional committees. She currently is a member of the Women's Basketball Coaches Association, serving on the Defensive Player of the Year Award committee and is also a member of the USA TODAY Sports Board of Coaches that votes on the NCAA Division I Top 25 Coaches Poll.

After establishing herself as one of the most successful women's basketball coaches in Purdue history, where she coached from 1999-

2006, Curry took over the reins of the tradition-rich program at Texas Tech on March 30, 2006.

On Nov. 23, 2007, Curry added another milestone to her resume as she captured her 200th career win in a 78-56 victory over Kennesaw State during the Basketball Travelers Classic in Lubbock. That 2007-08 season also saw the Lady Raiders return to postseason play, as they competed in the Postseason WNIT.

In her first stint as a head coach, Curry was hired at Purdue in April of 1999, becoming the first women's basketball coach in NCAA history to inherit a national championship-winning team. She led her first squad to four-straight wins in the 1999-2000 season, extending Purdue's school-record win streak to 34 consecutive games, a mark that ranks sixth in NCAA history.

In her seven years at the helm of the Boilermakers, Curry compiled a record of 179-51 (.778) and was 86-26 (.768) in Big Ten Conference games. Curry's teams won two Big Ten regular-season (2001, '02) and three Big Ten Tournament (2000, '03, '04) championships. She also guided her teams to seven NCAA Tournament appearances, including the Final Four and championship game in 2001. Curry became only the second coach in NCAA history to guide her team to the NCAA championship game in her second year as a head coach.

In her fourth season at Purdue, Curry collected her 100th career coaching win with a 74-48 victory against Indiana on Feb. 27, 2003. Curry needed only 126 games to reach that milestone, getting there faster than any coach in Purdue history. Curry also recorded her 100th victory quicker than coaching icons such as Pat Summitt of Tennessee, Geno Auriemma of Connecticut, Tara VanDerveer of Stanford and Jody Conradt of Texas.

Not only did Curry have successful teams, but she also coached some very successful student-athletes in West Lafayette. Under Curry's leadership at Purdue, Katie Douglas became the third player in Big Ten history, and the first Purdue player, to earn two Kodak All-America honors (2000, 2001). Douglas was the 2000 and 2001 Big Ten Player of the Year and was named the 2001 Big Ten Female Athlete of the Year. A two-time All-Big Ten pick, Douglas is one of six Purdue players from the Curry era to earn first team all-conference honors.

Shereka Wright, an assistant on Curry's staff at Texas Tech and now an assistant at Alabama, was the 2000 USA TODAY and Gatorade High School Player of the Year out of Copperas Cove, Texas, and finished her four-year career under Curry as Purdue's second all-time leading scorer. Following her senior season, in which she led the Big Ten in scoring during conference

games, Wright earned first-team honors on the inaugural Wooden Women's All-America Team. Lubbock native Erika Valek, a four-year starting point guard for the Boilermakers, capped her career by receiving the 2004 Frances Pomeroy Naismith Award as the nation's top player under 5-foot-8.

The on-court success of Curry's teams has carried over into the classroom as well. Curry has coached several all-conference, all-academic and All-America players over the span of 17 successful seasons, including eight Southeastern Conference honor roll recipients in 2014, nine in 2015 and six in 2016. In seven years at Texas Tech, her student-athletes received Academic All-Big 12 honors 13 times and were named to the CoSIDA Academic All-District team five times. Curry's student-athletes received Academic All-Big Ten distinction 24 times during her career at Purdue. Every Boilermaker who finished her playing career at Purdue during Curry's tenure went on to graduate.

Curry began coaching in her home state of Louisiana, as she started at the prep level as a head coach at Weston (1988-90) and Mansfield (1990-91) high schools. From there, Curry quickly moved to the college ranks as an assistant at Tulane for two seasons (1991-93). She then spent a year at Stephen F. Austin (1993-94) before moving on to Texas A&M for the next two seasons (1994-96).


Curry later returned to the state of Louisiana to be an assistant coach at Louisiana Tech for Hall of Famer Leon Barmore, during three seasons from 1996-99. In 1996-97, Louisiana Tech went 31-4 and advanced to the NCAA Sweet 16. The Lady Techsters then posted another 31-4 record in 1997-98 and finished as the NCAA runner-up. In Curry's final season in Ruston, Louisiana Tech went 30-3 and advanced to the NCAA Final Four.

Off the court, Curry has placed a high priority on giving back to the community. She has been heavily involved with several organizations, including: the American Cancer Society Coaches vs. Cancer, Joe Arrington Cancer Center, Junior League of Lubbock, Salvation Army, South Plains Food Bank, Women's Protective Services, Komen for the Cure, Ronald McDonald House, UMC Children's Center, AMBUC's of Lubbock, Shoes for Orphan Souls, Toys for Tots, United Way, Girl Scouts and Habitat for Humanity.

A highly sought-after guest speaker, Curry was a keynote speaker for the Lubbock Avalanche-Journal's "A Time for Women" event and has been a spokeswoman for the Muscular Dystrophy Association's "Aisles of Smiles." Curry also has made personal appearances for numerous fundraising events and has recorded several public service announcements.

A native of Olla, La., Curry graduated from LaSalle High School and then went on to earn her bachelor of science degree in health and physical education at Northeast Louisiana in 1988. She earned a master's degree in education at Stephen F. Austin in 1994.

Curry and her husband Kelly have two daughters, Kelsey and Kendall.



COACHES AND STAFF



**KELLY
CURRY**

Assistant Coach

Fourth Season

TEXAS A&M, 1990



COACHES/STAFF

Kelly Curry is entering his fourth season with the Crimson Tide women's basketball team, working primarily with the perimeter players, while also handling scheduling, recruiting and scouting.

Last year, Curry helped guide Alabama back to the postseason for the first time in five years. The Tide also snapped a 42-game losing streak to women's basketball powerhouse Tennessee, marking the first victory over the Lady Volunteers since 1984.

In 2014-15, Alabama collected double-digit wins in non-conference play for the first time since 2010 and had several finish in the final Southeastern Conference rankings, including Ashley Williams, who ranked No. 1 in field goal percentage for the entire season.

In his first season with the program, Alabama won seven SEC games marking the most since the 2001-02 season. Included in those victories was the first in Lexington against Kentucky since 2002, the first against Georgia since 2004, snapping a 23-game losing streak to the Lady Bulldogs, and the first in program history at Vanderbilt's Memorial Gym. Overall, the Tide won 14 games, playing one of the most difficult schedules in the nation.

That year, Williams became the first Alabama player in three seasons to be named to the SEC All-Freshman Team. The two-time SEC Freshman of the Week and member of the Cavalier Classic All-Tournament Team, Williams finished as the only freshman in the SEC to rank in the top 20 in scoring and top 15 in rebounding against league opponents coming in at No. 17 in scoring, averaging 13.8 points, and No. 14 in rebounding with 6.9 boards per contest.

Curry came to Tuscaloosa after serving in the same position at Texas Tech from 2006-13. Throughout his tenure, the Lady Raiders made five postseason appearances and had three 20-plus win seasons.

Prior to his seven-year stint in Lubbock, Curry spent seven seasons at Purdue, where he also coached the post players and was heavily involved in recruiting and scheduling. The Boilermakers advanced to the NCAA tournament in each of those years, making the national championship game in 2001. In addition, Purdue won three Big Ten Tournament Championships (2000, 03, 04) and two Big Ten regular season titles (2001, 02).

Curry began his coaching career at Louisiana Tech in 1998, where he spent one season on the sidelines under Hall of Famer Leon Barmore. That year, the Lady Techsters posted a 30-3 record and reached the NCAA Final Four.

Curry graduated from Texas A&M with a degree in business administration management in 1990 and received his teaching certification in 1993 from Stephen F. Austin.

He and his wife Kristy have two daughters, Kelsey and Kendall.



**BROOKS
WILLIAMS**

Assistant Coach

First Season

MISSISSIPPI STATE, 2000



Brooks Donald Williams, who spent the last nine years as head coach at McNeese State University, joined the Alabama women's basketball coaching staff as an assistant coach on April 7, 2016. She works primarily with the perimeter players while assisting with recruiting and scouting.

Williams, the 2011 Southland Conference Coach of the Year and the Cowgirls' all-time winningest coach with 161 victories, took over a program that had not produced a winning record in nearly 10 years and guided McNeese to six consecutive postseason appearances, two of which were in the NCAA tournament. She led the Cowgirls to four 20-win seasons in the last six years and the Southland Conference Championship in 2011 and 2012.

Under her watch, McNeese had 18 All-Southland Conference selections, eight all-tournament team honorees, including a pair of Southland Conference Tournament MVPs and one Southland Conference Newcomer of the Year. Her student-athletes have been equally successful in the classroom, garnering four Southland Conference Student-Athlete of the Year awards and 10 all-academic team selections. In addition, Williams' squads have a 100 percent graduation rate.

Like Curry, Williams was instrumental in growing the women's basketball fan base and made it a priority to get out in the Lake Charles community. Since 2010, attendance at home games more than tripled, and on Dec. 16, 2011, the Cowgirls had a top-10 crowd on hand to watch their game against LSU. Williams and her teams participated in a variety of community service activities including Habitat for Humanity, Special Olympics, the American Cancer Society

Walk, Toys for Tots and the Ethel Precht Breast Cancer Walk, just to name a few.

In 2014, senior Netanya Jones was one of only 10 to receive national recognition with a spot on the Allstate/WBCA Good Works Team. Williams has also been personally recognized for her efforts in the community as she received the President's Award for outstanding community service from McNeese in 2013 and was also recognized by Toys for Tots Southwest Louisiana in 2010.

Prior to taking over at McNeese in 2007, Williams served as assistant coach and recruiting coordinator at Southern Miss for three seasons. Other coaching stops include Memphis (2003-04), St. Thomas More High School (2003), Arkansas-Little Rock (2000-03), AAU Mississippi Pride (2000) and AAU Acadiana Stars (1995-99).

Williams graduated from Mississippi State in 2000 with a degree from the College of Education where she majored in sport communication. She was a member of the women's basketball program, however her Lady Bulldog career was cut short due to injuries. The Jennings, La., native is married to Tyler Williams, and the couple has one son, Griffin.

COACHES AND STAFF



**SHEREKA
WRIGHT**

Assistant Coach

Fourth Season

PURDUE, 2004



COACHES/STAFF

Shereka Wright, former collegiate standout at Purdue and member of the WNBA, enters her fourth season at Alabama as assistant coach and recruiting coordinator. She works primarily with the posts and also assists with scouting.

Each season in Tuscaloosa has brought on new milestones with the Crimson Tide reaching the postseason in 2015-16 for the first time in five years in addition to an historic win over Tennessee. The victory over the Lady Volunteers ended a 42-game losing streak that dated back to 1984 and was also the first win for Alabama in the series in Tuscaloosa.

In 2014-15, UA reached double figures in the win column in non-conference play for the first time since 2010 and had several individuals make the final Southeastern Conference rankings. Wright also was instrumental in constructing a signing class that ranked in the top 25 nationally, featuring both the Alabama and Mississippi high school players of the year in Shaquera Wade and Trista Magee.

In her first season in Tuscaloosa, the Tide had several notables including the most Southeastern Conference wins since the 2001-02 season with seven, as well as its highest seed in the conference tournament since 1999. Alabama collected its first win in Lexington against Kentucky since 2002, its first against Georgia since 2004, snapping a 23-game losing streak to the Lady Bulldogs, and the first in program history at Vanderbilt's Memorial Gym.

Wright began her coaching career at Texas Tech and was responsible for the perimeter players, recruiting, scouting, academics and equipment. She spent seven seasons in Lubbock with head coach Kristy Curry, helping the Lady Raiders

advance to the postseason five times and win 20 or more games in her final three seasons at Tech.

Prior to coaching, she spent two seasons in the WNBA, averaging 3.1 points and 1.6 rebounds for the Phoenix Mercury, but missed all of the 2006 season after suffering a torn Achilles tendon during training camp.

Wright was selected as the 13th overall pick in the 2004 WNBA Draft by the Detroit Shock after a stellar collegiate playing career under Kristy Curry at Purdue. She was the third player in program history to be named to the All-Big Ten First Team on three occasions and was also honorable mention Kodak All-America as well as a finalist for the Wade Trophy, Naismith Award and Wooden Award. As a freshman in 2001, Wright was named to the NCAA Final Four All-Tournament Team.

Throughout her four-year career, the Boilermakers appeared in four NCAA tournaments, advancing to the national championship game in 2001, the Elite Eight in 2003 and the Sweet 16 in 2004, and won two Big Ten regular season titles (2001, 02) and a pair of Big Ten Tournament crowns (2003, 04).

Wright graduated from Purdue in 2004 with a degree in health and fitness.



GRANT FAUSSET

Director of Operations Fourth Season

PURDUE, 2004

Grant Fausset, who has overseen the daily organization of Kristy Curry's programs for the past nine seasons, enters his fourth year at Alabama.

In this position, Fausset is responsible for coordinating all travel; serving as the team liaison with equipment, facilities, housing, the business office, event management, marketing, athletics communications and nutrition; coordinating logistics for all official and unofficial visits and serving as the director of the team's booster club.



Fausset spent six seasons in the operations role at Texas Tech before joining Curry in the move to Tuscaloosa. Prior to that, he served as video coordinator for one season for the Lady Raiders.

This is Fausset's second stint in the state of Alabama as he spent one year as video coordinator at Auburn after serving in a similar capacity at Purdue under Curry.

Fausset also has experience working in the WNBA as he spent the summer of 2004 working as the equipment manager for the Seattle Storm.

Fausset graduated from Purdue in 2004 with a degree in agricultural communications and a minor in communications. During his undergraduate years, he spent one year as a practice player before taking over the managerial role his last two years.

He and his wife Lindsey have a daughter Bellamy and a son Tress.



BRIAN JOHNSON

Player Dev., Recr., Video First Season

TENNESSEE, 2016

Brian Johnson, who spent four years as a manager for the Tennessee Lady Volunteers women's basketball team, joined the Alabama women's basketball staff as Coordinator of Player Development, Recruiting and Video Operations on May 10, 2016.






Johnson assisted in several areas of the program throughout his time in Knoxville including operations, video and graphics. From the operations side, he helped coordinate team travel, practices, summer camps and male practice players. Johnson also spent time with the video coordinator filming practice, making



highlight videos, preparing scouting reports and uploading game footage for film exchange. In addition, he has experience with creating graphics for social media and recruiting.

Johnson completed his Bachelor of Science in education with a concentration in recreation & sport management and a minor in business administration from the University of Tennessee in 2016.

COACHES AND STAFF



COACHES/STAFF



21

5-9 • Sophomore

Guard

TAYLOR BERRY

New Orleans, La. (Mount Carmel)

CAREER HIGHS

Points	2 vs. Alabama A&M (11/13/15)
Rebounds	
FG Made	1 vs. Alabama A&M (11/13/15)
FG Att.	4 vs. Alabama A&M (11/13/15)
3PT FG Made	
3PT FG Att.	3 vs. Alabama A&M (11/13/15)
FT Made	
FT Att.	
Assists	1 vs. Lipscomb (12/28/15)
Steals	1 - 2X, last vs. Appalachian State (11/16/15)
Blocks	
Minutes	8 vs. Alabama A&M (11/13/15)

SEC HIGHS

Points	
Rebounds	
FG Made	
FG Att.	
3PT FG Made	
3PT FG Att.	
FT Made	
FT Att.	
Assists	
Steals	
Blocks	
Minutes	1 vs. LSU (1/3/16)

2015-16 SEASON HIGHS

Points	2 vs. Alabama A&M (11/13)
Rebounds	
FG Made	1 vs. Alabama A&M (11/13)
FG Att.	4 vs. Alabama A&M (11/13)
3PT FG Made	
3PT FG Att.	3 vs. Alabama A&M (11/13)
FT Made	
FT Att.	
Assists	1 vs. Lipscomb (12/28)
Steals	1 - 2X, last vs. Appalachian State (11/16)
Blocks	
Minutes	8 vs. Alabama A&M (11/13)



2015-16 (FRESHMAN)

Appeared in eight games in reserve action ... **Alabama A&M (11/13)**: Had two points and a steal in eight minutes off the bench against the Bulldogs. **Appalachian State (11/16)**: Recorded one steal in three minutes of play. **Mississippi Valley State (11/22)**: Played six minutes, but did not record any stats against the Devilettes. **Lipscomb (12/28)**: Recorded her first career assist in the win over the Lady Bison.

HIGH SCHOOL

Walk-on, who earned an academic scholarship to Alabama ... valedictorian of her class at Mount Carmel ... Louisiana Sports Writers Association All-State selection ... All-Metro selection by NOLA.com/The Times-Picayune ... 2014-2015 District 9 5-A MVP ... scored over 2,000 points throughout her high school career ... as a junior, helped the Cubs win the Class 5A state title ... guided her team back to the semifinals as a senior in 2015 ... led the Cubs offensively during the 2014-15 season, scoring 18.5 points per game in addition to 6.0 rebounds and 5.0 assists per contest ... earned several awards for her performance in the classroom including academic all-state, the Bausch & Lomb Honorary Science Award, the President's Volunteer Service Award and the Citizenship Award.

PERSONAL

Born May 12, 1997 ... daughter of Richard and Stacey Berry ... has one brother, Richie, and one sister, Jordan ... majoring in engineering.

BERRY'S GAME-BY-GAME STATS

2015-16

Opponent	Date	Min	FG-FGA	3FG-FGA	FT-FTA	Off-Def-Tot	PF	A	TO	Blk	Stl	Pts
Alabama A&M	11/13	8	1-4	0-3	0-0	0-0-0	0	0	1	0	1	2
Appalachian State	11/16	3	0-0	0-0	0-0	0-0-0	0	0	0	0	1	0
Mississippi Valley State	11/22	6	0-2	0-1	0-0	0-0-0	0	0	0	0	0	0
vs Middle Tennessee	11/27	1	0-0	0-0	0-0	0-0-0	2	0	1	0	0	0
Alcorn State	12/6	3	0-0	0-0	0-0	0-0-0	0	0	0	0	0	0
North Florida	12/14	1	0-0	0-0	0-0	0-0-0	0	0	0	0	0	0
Lipscomb	12/28	1	0-0	0-0	0-0	0-0-0	0	1	0	0	0	0
LSU	1/3	1	0-0	0-0	0-0	0-0-0	0	0	0	0	0	0
TOTALS		24	1-6	0-4	0-0	0-0-0	2	1	2	0	2	2

CAREER STATS

Year	GP	GS	Min	Avg	FG	FGA	Pct	3FG	3FGA	Pct	FT	FTA	Pct	Off	Def	Tot	Avg	PF	FO	A	TO	Blk	Stl	Pts	Avg
2015-16	8	0	24	3.0	1	6	.167	0	4	.000	0	0	.000	0	0	0	0.0	2	0	1	2	0	2	2	0.3

PLAYER PROFILES



1

6-0 • Junior

Forward

QUANETRIA BOLTON

Anniston, Ala. (Anniston HS)

CAREER HIGHS

Points	21 vs. Mississippi Valley State (11/22/15)
Rebounds	12 vs. Georgetown (12/12/15)
FG Made	9 vs. Mississippi Valley State (11/22/15)
FG Att.	16 at Arkansas (2/18/16)
3PT FG Made	2 - 5X, last at Auburn (1/14/16)
3PT FG Att.	5 - 2X, last at Georgia (1/4/15)
FT Made	6 vs. New Orleans (12/21/14)
FT Att.	8 vs. Alabama A&M (11/13/15)
Assists	3 vs. Kentucky (1/2/15)
Steals	4 at Florida (1/21/16)
Blocks	4 - 3X, last vs. Alcorn State (12/6/15)
Minutes	27 vs. Georgetown (12/12/15)

SEC HIGHS

Points	19 at Arkansas (2/18/16)
Rebounds	9 at Arkansas (2/18/16)
FG Made	7 - 2X, last at Arkansas (2/18/16)
FG Att.	16 at Arkansas (2/18/16)
3PT FG Made	2 - 2X, last at Auburn (1/14/16)
3PT FG Att.	5 at Georgia (1/4/15)
FT Made	5 at Arkansas (2/18/16)
FT Att.	7 - 2X, last at Arkansas (2/18/16)
Assists	3 vs. Kentucky (1/2/15)
Steals	4 at Florida (1/21/16)
Blocks	4 at Texas A&M (2/16/15)
Minutes	25 - 3X, last at Arkansas (2/18/16)

2015-16 SEASON HIGHS

Points	21 vs. Mississippi Valley State (11/22)
Rebounds	12 vs. Georgetown (12/12)
FG Made	9 vs. Mississippi Valley State (11/22)
FG Att.	16 at Arkansas (2/18)
3PT FG Made	2 - 3X, last at Auburn (1/14)
3PT FG Att.	3 - 8X, last vs. South Carolina (2/22)
FT Made	5 - 2X, last at Arkansas (2/18)
FT Att.	8 vs. Alabama A&M (11/13)
Assists	2 - 4X, last vs. Ole Miss (2/4)
Steals	4 at Florida (1/21)
Blocks	4 - 2X, last vs. Alcorn State (12/6)
Minutes	27 vs. Georgetown (12/12)

2015-16 (SOPHOMORE)

Played in all 30 games and made 19 starts ... third on the team in scoring with 9.2 points per game and rebounds at 4.2 boards per outing ... led the team in blocks with 41 ... ranked sixth in the SEC in blocks with 1.4 rejections per game ... scored double-figure points 12 times ... pulled down double-digit rebounds four times ... had three double-doubles ... led Alabama in scoring four times, rebounding five times and blocks 13 times ... **Alabama A&M (11/13):** In her first start recorded her first career double-double with 19 points and 10 rebounds against the Bulldogs ... also had four blocks. **Appalachian State (11/16):** Found herself in foul trouble early and finished with two points, three rebounds and a pair of assists. **Mississippi Valley State (11/22):** Led the Tide offense with a career-high 21 points while also adding three blocks, two rebound and two steals. **Georgia State (11/24):** Finished with 12 points, five rebounds, one assist and one block in the win. **Middle Tennessee (11/27):** Had eight points, two rebounds, one block and one steal against the Blue Raiders. **Utah Valley (11/28):** Added four rebounds, two points and a block. **UT Martin (12/2):** Recorded six points, one rebound, one assist and one block. **Alcorn State (12/6):** Notched her second double-double with 14 points and 10 rebounds against the Braves ... also tied her career high in blocks with four and added an assist. **Georgetown (12/12):** Collected her third double-double with 13 points and a career-high 12 rebounds in the win. **Georgia Tech (12/18):** Had eight points, four rebounds, two assists, one block and one steal. **Grambling State (12/20):** Scored 14 points and added four rebounds and one block. **Lipscomb (12/28):** Recorded 10 points, six rebounds, two steals and a block in 15 minutes of action. **Kentucky (1/7):** Registered six points, five rebounds and two blocks. **Vanderbilt (1/10):** Finished with nine points, three rebounds and a steal in 16 minutes. **Georgia (1/17):** Returned to the starting lineup and had six points, two rebounds, two steals and three timely blocks in the win over the Lady Bulldogs. **Florida (1/21):** Collected a career-high four steals in addition to 11 points, one rebound and a block. **Vanderbilt (1/25):** Scored 12 points and added three rebounds and a pair of blocks in 20 minutes. **Texas A&M (1/28):** Led the game in scoring with 16 points, while adding five rebounds and a block. **Arkansas (2/18):** Had her best performance to date in an SEC game with 19 points, nine rebounds, three blocks and a steal. **Mississippi State (2/28):** Added nine points and four rebounds. **LSU (3/2):** Recorded 12 points, four rebounds and two blocks in 23 minutes.

2014-15 (FRESHMAN)

Southeastern Conference First-Year Honor Roll ... earned Black Scholars Award recognition at Alabama's Crimson Choice Awards show ... played in 29 games ... team's leader in blocks averaging nearly one per game ... averaged 5.1 points and 3.5 rebounds ... scored in double figures four times, including a season-high 16 against New Orleans on Dec. 21 ... recorded a season-best 10 rebounds in the win over Arkansas-Pine Bluff on Dec. 16 ... played nine minutes in her collegiate debut

at Kansas on Nov. 21 where she finished with two points and two rebounds ... added four points, five rebounds and a block in the win vs. Georgetown ... saw her first action at home against Alabama A&M where she collected three points, three rebounds, two assists and two blocks in 11 minutes off the bench ... recorded eight points and eight rebounds in the win against USC Upstate ... pulled down six rebounds in 13 minutes off the bench against UT Martin ... chipped in nine rebounds, two blocks, two points and a steal off the bench against Mercer ... had a team-high eight rebounds, in addition to five points, two blocks, one assist and one steal vs. Mississippi Valley State ... in her first SEC game had three points, three rebounds, three assists and a block vs. Kentucky ... recorded 12 points, two rebounds, two assists, one block and one steal in 23 minutes at Georgia ... had nine points, two rebounds and one assist at South Carolina ... added seven points, five rebounds, a career-high four blocks and two assists at Texas A&M ... contributed 10 points, one rebound and one steal at Tennessee ... scored five points and secured five rebounds against Mississippi State while recording a career-high two steals ... had eight points on 4-of-5 shooting against Florida ... finished with 10 points and one rebound at Auburn ... had seven points, two blocks and a rebound in the SEC tournament game against Vanderbilt.

HIGH SCHOOL

Ranked No. 21 forward according to ESPN.com ... two-time member of the Alabama Sports Writers Association (ASWA) Class 4A first team (2013, 14) ... two-time Class 4A-6A Calhoun County Player of the Year by The Anniston Star (2013, 14) ... named to the 2014 AL.com A-List of top 10 seniors in the state ... three-time all-area and all-county selection (2012, 13, 14) ... led Anniston, coached by Eddie Bullock, to a 24-6 overall record and the Class 4A state semifinals in 2014 ... had 29 points and 19 rebounds in the 45-44 buzzer-beater loss to Calera in the semifinals ... named Calhoun County Tournament MVP after scoring 30 points in the championship game against Jacksonville, 20 of which came in the second half ... averaged 20.0 points, 12.0 rebounds and 4.0 blocks per game in 2013-14 ... selected to participate in the 2013 North-South All-Star game ... as a junior, helped the Bulldogs to a 23-5 overall record averaging 23.0 points and 13.0 rebounds per game ... flourished in the classroom and was her class historian ... member of the Honor Roll, National Honor Society and Mu Alpha Theta honor society ... also the 2012 state champion in the shot put ... played AAU for the nationally ranked Alabama Southern Starz under Starz Director/Coach Doug Bush ... won the AAU DI national championship in July, 2013.

PERSONAL

Born Nov. 30, 1995 ... nickname is "NeNe" ... daughter of Tameka Bolton ... has two brothers Kevionté and Da'Mari ... majoring in human performance exercise science.

BOLTON'S GAME-BY-GAME STATS

2014-15

Opponent	Date	Min	FG-FGA	3FG-FGA	FT-FTA	Off-Def-Tot	PF	A	TO	Bk	Stl	Pts
at Kansas	11/21	9	1-1	0-0	0-0	0-2-2	2	0	0	0	0	2
vs. Georgetown	11/22	9	2-7	0-3	0-2	2-3-5	0	0	0	1	0	4
vs. Temple	11/23	2	1-3	0-1	0-0	1-0-1	1	0	0	0	0	2
Alabama A&M	11/26	11	1-3	0-0	1-1	0-3-3	1	2	1	2	0	3
vs. Quinnipiac	11/30	10	0-1	0-0	0-0	0-3-3	2	0	1	0	0	0
USC Upstate	12/2	18	3-6	2-5	0-0	0-8-8	1	1	2	0	0	8
UT Martin	12/4	13	0-2	0-2	0-2	0-6-6	3	0	1	0	0	0
Nebraska	12/7	9	1-2	1-1	0-0	0-0-0	0	0	0	1	0	3
Mercer	12/14	15	1-8	0-3	0-2	5-4-9	2	0	0	2	1	2
Arkansas-Pine Bluff	12/16	20	1-11	0-3	3-4	4-6-10	5	0	3	1	0	5
New Orleans	12/21	13	5-10	0-3	6-7	4-4-8	4	0	2	1	1	16
Mississippi Valley State	12/28	19	2-7	0-3	1-2	3-5-8	0	1	0	2	1	5
Kentucky	1/2	11	1-2	0-0	1-2	0-3-3	2	3	0	1	0	3
at Georgia	1/4	23	5-12	1-5	1-1	1-1-2	2	2	0	1	1	12
South Carolina	1/8	23	2-8	2-4	2-2	2-2-4	3	2	0	0	1	8
at Ole Miss	1/11	19	2-3	0-0	4-5	1-1-2	3	0	2	1	1	8
at Mississippi State	1/18	10	0-1	0-0	0-0	1-2-3	1	0	1	0	0	0
Auburn	1/22	8	0-3	0-3	0-0	0-1-1	3	0	0	1	0	0
Vanderbilt	1/25	9	0-3	0-3	0-0	0-1-1	1	0	1	0	1	0
at South Carolina	1/29	19	3-7	0-2	3-3	2-0-2	2	1	1	0	0	9
Arkansas	2/1	15	1-4	0-1	0-0	1-1-2	2	0	3	2	1	2
at LSU	2/8	10	1-3	0-1	0-0	1-1-2	4	0	0	0	0	2
Missouri	2/12	11	3-4	0-1	0-0	0-1-1	3	0	1	1	0	6
at Texas A&M	2/16	25	3-6	1-4	0-2	1-4-5	2	2	0	4	0	7
at Tennessee	2/19	20	3-6	0-0	4-4	0-1-1	3	0	2	0	1	10
Mississippi State	2/22	22	2-5	1-2	0-0	1-4-5	3	1	2	2	2	5
Florida	2/26	19	4-5	0-0	0-0	1-2-3	5	0	2	0	0	8
at Auburn	3/1	18	4-6	1-2	1-2	1-0-1	4	0	1	0	0	10
vs. Vanderbilt	3/4	17	3-10	1-4	0-0	1-0-1	2	0	1	2	0	7
TOTALS		427	55-149	10-56	27-41	33-69-102	66	15	27	25	11	147

2015-16

Opponent	Date	Min	FG-FGA	3FG-FGA	FT-FTA	Off-Def-Tot	PF	A	TO	Bk	Stl	Pts
Alabama A&M	11/13*	22	7-14	0-1	5-8	6-4-10	1	0	1	4	0	19
Appalachian State	11/16*	11	1-6	0-0	0-0	2-1-3	5	2	3	0	0	2
Mississippi Valley State	11/22*	23	9-10	2-2	1-4	1-1-2	2	0	0	3	2	21
Georgia State	11/24*	17	6-9	0-0	0-0	2-3-5	4	1	0	1	0	12
vs. Middle Tennessee	11/27*	16	3-8	0-0	2-2	1-1-2	2	0	2	1	1	8
vs. Utah Valley	11/28*	13	1-5	0-1	0-0	3-1-4	4	0	0	1	0	2
at UT Martin	12/2*	17	3-4	0-0	0-0	0-1-1	2	1	0	1	0	6
Alcorn State	12/6*	18	5-8	2-2	2-2	3-7-10	0	1	0	4	0	14
Georgetown	12/12*	27	6-10	0-3	1-2	3-9-12	2	0	1	0	0	13
North Florida	12/14*	13	1-4	0-0	3-4	1-1-2	2	0	0	0	0	5
at Georgia Tech	12/18*	16	4-7	0-1	0-0	2-2-4	3	2	2	1	1	8
Grambling State	12/20*	18	7-11	0-1	0-0	3-1-4	2	0	1	1	0	14
Lipscomb	12/28*	15	5-11	0-0	0-0	3-3-6	1	0	4	1	2	10
LSU	1/3*	18	2-5	0-3	0-0	1-2-3	2	0	2	0	0	4
at Kentucky	1/7*	17	3-8	0-3	0-0	1-4-5	4	0	1	2	0	6
Vanderbilt	1/10	16	4-8	1-3	0-0	2-1-3	1	0	0	0	1	9
at Auburn	1/14	18	2-6	2-3	2-2	0-1-1	1	0	1	1	0	8
Georgia	1/17*	15	3-7	0-3	0-0	1-1-2	4	0	2	3	2	6
at Florida	1/21*	22	4-9	0-0	3-7	1-0-1	0	0	2	1	4	11
at Vanderbilt	1/25	20	5-6	2-2	0-0	2-1-3	4	0	1	2	0	12
Texas A&M	1/28	20	7-12	1-3	1-1	2-3-5	3	0	0	1	0	16
at Tennessee	1/31*	25	2-6	0-0	0-0	1-3-4	2	2	1	3	1	4
Ole Miss	2/4*	16	1-5	0-1	2-2	1-1-2	1	2	1	2	0	4
Auburn	2/7	17	3-6	0-0	3-3	4-0-4	2	1	2	0	0	9
at Mizzou	2/11	14	2-5	0-1	0-0	0-2-2	1	0	2	0	0	4
at Arkansas	2/18	25	7-16	0-2	5-7	3-6-9	4	0	2	3	1	19
South Carolina	2/22	22	2-5	1-3	0-0	1-4-5	2	1	1	2	2	5
Tennessee	2/25	11	2-5	1-2	0-0	0-3-3	3	0	1	1	0	5
at Mississippi State	2/28	24	4-7	0-0	1-1	2-2-4	2	0	0	0	0	9
vs. LSU	3/2	23	4-9	0-2	4-5	3-1-4	2	0	0	2	0	12
at Tulane	3/16	18	6-12	0-1	0-0	2-0-2	2	0	1	0	0	12
TOTALS		567	121-244	12-43	35-50	57-70-127	70	13	34	41	17	289

*INDICATES GAMES STARTED



PROFILES

CAREER STATS

Year	GP	GS	Min	Avg	FG	FGA	Pct	3FG	3FGA	Pct	FT	FTA	Pct	Off	Def	Tot	Avg	PF	FO	A	TO	Bk	Stl	Pts	Avg
2014-15	29	0	427	14.7	55	149	.369	10	56	.179	27	41	.659	33	69	102	3.5	66	2	15	27	25	11	147	5.1
2015-16	31	19	567	18.3	121	244	.496	12	43	.279	35	50	.700	57	70	127	4.1	70	1	13	34	41	17	289	9.3
TOTAL	60	19	994	16.6	176	393	.448	22	99	.222	62	91	.681	88	139	229	3.8	136	3	28	61	66	28	436	7.3

PLAYER PROFILES



11

6-0 • Junior

Guard

HANNAH COOK

Ozark, Mo. (Ozark HS)

CAREER HIGHS

Points	24 - 2X, last at Arkansas (2/18/16)
Rebounds	15 vs. Middle Tennessee (11/27/15)
FG Made	8 at UT Martin (12/2/15)
FG Att.	19 vs. Duke (11/16/14)
3PT FG Made	6 vs. Georgetown (12/12/15)
3PT FG Att.	13 vs. Alabama A&M (11/13/15)
FT Made	6 vs. Lipscomb (12/28/15)
FT Att.	8 - 3X, last vs. Tennessee (2/25/16)
Assists	6 at Arkansas (2/18/16)
Steals	4 - 3X, last at Arkansas (2/18/16)
Blocks	1 - 10X, last at Arkansas (2/18/16)
Minutes	37 - 4X, last at Arkansas (2/18/16)

SEC HIGHS

Points	24 - 2X, last at Arkansas (2/18/16)
Rebounds	10 - 2X, last vs. Tennessee (2/25/16)
FG Made	7 - 2X, last at Arkansas (2/18/16)
FG Att.	14 vs. Kentucky (1/2/15)
3PT FG Made	5 - 2X, last at Auburn (1/14/16)
3PT FG Att.	10 - 2X, last at Auburn (1/14/16)
FT Made	6 at Arkansas (2/18/16)
FT Att.	8 - 2X, last vs. Tennessee (2/25/16)
Assists	3 at Missouri (2/11/16)
Steals	4 - 2X, last at Arkansas (2/18/16)
Blocks	1 - 5X, last at Arkansas (2/18/16)
Minutes	37 - 3X, last at Arkansas (2/18/16)

2015-16 SEASON HIGHS

Points	24 at Arkansas (2/18)
Rebounds	15 vs. Middle Tennessee (11/27)
FG Made	8 at UT Martin (12/2)
FG Att.	16 vs. North Florida (12/14)
3PT FG Made	6 vs. Georgetown (12/12)
3PT FG Att.	13 vs. Alabama A&M (11/13)
FT Made	6 - 2X, last at Arkansas (2/18)
FT Att.	8 - 2X, last vs. Tennessee (2/25)
Assists	6 at Arkansas (2/18)
Steals	4 - 3X, last at Arkansas (2/18)
Blocks	1 - 3X, last at Arkansas (2/18)
Minutes	37 - 3X, last at Arkansas (2/18)

2015-16 (SOPHOMORE)

2015 Nugget Classic Most Valuable Player ... played in, and started, all 30 games ... team's leader in points with 12.0 per game ... second on the team in rebounds at 5.8 boards per contest ... hit 67 three pointers, which is three away from Alabama's single season top 10 ... ranked first in the SEC in three-point field goal percentage (.360), second in three-point field goals made (2.2 pg), ninth in steals (1.8 spg), 11th in defensive rebounds (4.6 pg), 17th in scoring (12.0 ppg) and 20th in rebounding (5.8 rpg) ... ranked in the top 100 nationally in every three-point category including attempts (96th), makes (89th), makes per game (98th) and percentage (98th) ... scored double-figure points 19 times and reached 20 or more points four times ... pulled in double-digit rebounds three times ... recorded three double-doubles ... led Alabama in steals 11 times, scoring and rebounding 10 times and in assists three times ... **Alabama A&M (11/13):** Added 14 points, six rebounds, two steals and an assist for the Crimson Tide. **Appalachian State (11/16):** Had 15 points, nine rebounds, three steals, one assist and one block against the Mountaineers. **Mississippi Valley State (11/22):** Collected 10 points, seven rebounds and an assist. **Georgia State (11/24):** Tied her career high with five assists and added five points, four rebounds and one steal in the win. **Middle Tennessee (11/27):** Recorded her first career double-double with 15 points and a career-best 15 rebounds in the victory over the Blue Raiders. **Utah Valley (11/28):** Just missed out on a double-double with nine points and 10 rebounds ... also added two steals in the win. **UT Martin (12/2):** Scored 21 points, 12 of which came from three-point range, and added eight rebounds. **Alcorn State (12/6):** Added 14 points and a career-high four steals in the win. **Georgetown (12/12):** Led Alabama with a season-high 22 points, four rebounds, two steals and one assist ... hit a career-best six three-pointers in the win. **North Florida (12/14):** Chipped in 17 points, five rebounds, one assist and three steals. **Georgia Tech (12/18):** Scored 11 points and added two rebounds, one assist and one block. **Lipscomb (12/28):** Notched her third 20-plus point performance of the season, while also adding a team-high seven rebounds, three steals and two assists. **LSU (1/3):** Had nine points, five rebounds, three steals and two assists in the win. **Kentucky (1/7):** Finished with 10 points, four rebounds, one assist and one steal. **Auburn (1/14):** Recorded her second double-double of the season with 19 points and 10 rebounds. **Georgia (1/17):** Netted 14 points and seven rebounds in the win over the Lady Bulldogs. **Florida (1/21):** Collected 16 points, four rebounds, one assist and three steals. **Vanderbilt (1/25):** Led the team with 13 points and five rebounds. **Ole Miss (2/4):** Finished just shy of a double-double with 12 points and nine rebounds in addition to a career-high tying four steals ... **Missouri (2/11):** Posted a team-high 15 points to go with four rebounds, three assists and a steal. **Arkansas (2/18):** Tied her career high in points (24) and steals (4) and set a new career best in assists with six. **Tennessee (2/25):** Recorded her third double-double with 10 points and 10 rebounds in the win over the Lady Vols. **LSU (3/2):** Chipped in eight points, a game-high nine rebounds, three steals and an assist.

2014-15 (FRESHMAN)

Played in all 32 games, starting in 25 of those contests ... scored double figures in 12 games ... second on the team in scoring, averaging 8.8 points per game ... scored 10 points and added two rebounds and two steals in 27 minutes of action against Florida A&M in collegiate debut ... had 19 of the Tide's 40 points against Duke while setting or matching career highs in every category ... tallied 18 points in 28 minutes against Jacksonville State ... had eight points and two assists in the win at Kansas ... added nine points, five rebounds and three assists in the win over Georgetown ... put up 13 points and secured eight rebounds in 30 minutes against Temple ... contributed eight points, six rebounds, three assists and one steal vs. Alabama A&M ... had 23 points in addition to three steals and one assist vs. UT Martin ... recorded a season-high 10 rebounds in the win over No. 12 Nebraska ... chipped in 11 points, a season-high five assists and three steals vs. Arkansas-Pine Bluff ... added 12 points, four rebounds, one assist and one steal vs. New Orleans ... scored a team-high 18 points in her SEC debut against Kentucky ... recorded 11 points, four rebounds, three steals, one block and one assist against Vanderbilt ... chipped in nine points, six rebounds, two assists and a steal at South Carolina ... reached double figures for the 10th time this season with 12 points at Texas A&M ... scored 11 points and added five rebounds and an assist at Tennessee ... had a season-high 24 points, in addition to four rebounds, two steals, one assist and one block at Auburn ... recorded a team-best eight rebounds in addition to five points, three assists, one block and one steal in the SEC Tournament game vs. Vanderbilt.

HIGH SCHOOL

Ranked No. 24 wing in her class according to ESPN.com ... finished her career as Ozark's career leader in points (1,564) and steals (303) ... semifinalist for the 2014 Ozark Sports Zone/Springfield Sports Commission Athlete of the Year ... three-time Missouri Basketball Coaches Association Class 5 all-state selection (2012, 13, 14) ... three-time all-state selection by the media (2012, 13, 14) ... two-time Central Ozark Conference Player of the Year (2012, 13) ... three-time Central Ozark Conference first team member (2012, 13, 14) ... named MVP of the Precasts Shootout as a freshman (2011) and junior (2013) ... three-time member of the Fort Smith Tournament of Champions All-Tournament Team (2010, 12, 13) ... twice named to the Pink and White Lady Classic All-Tournament Team (2010, 12) ... two-time first-team selection on the *Springfield News-Leader* All-Ozarks team (2013, 14) ... helped Ozark, coached by Yancey Little and David Brewer, advance to the 2014 district title game where she scored 30 points, 20 of which came in the second half ... averaged 20.5 points, 3.2 assists and 2.8 steals per game as a senior ... chipped in 15.6 points, 5.0 rebounds, 3.3 assists and 3.7 steals per game as a junior ... started every game for Ozark High School since her freshman year ... was part of the 2008 Missouri Valley Magic team that earned third place at AAU nationals and part of the 2010 Mokaan Eclipse team, coached by Jon Lewis and David

Peterson, that took sixth place ... member of FCA and FCCLA ... also competed in volleyball, track and tennis.

PERSONAL

Born Nov. 4, 1995 ... daughter of David and Darla Cook ... has two brothers, Easton and Hayden, and one sister, Haley ... majoring in communication studies.

COOK'S GAME-BY-GAME STATS

2014-15

Opponent	Date	Min	FG-FGA	3FG-FGA	FT-FTA	Off-Def-Tot	PF	A	TO	Blk	Stl	Pts
Florida A&M	11/14	27	3-14	1-7	3-4	1-1-2	2	0	2	0	2	10
Duke	11/16*	32	7-19	2-8	3-4	1-2-3	2	0	3	0	2	19
Jacksonville State	11/18*	28	5-11	4-7	4-4	1-3-4	4	3	3	0	3	18
at Kansas	11/21*	30	2-9	2-3	2-4	0-0-0	3	2	2	0	0	8
vs. Georgetown	11/22*	33	2-8	0-2	5-8	0-5-5	3	3	2	0	0	9
vs. Temple	11/23*	30	5-9	3-6	0-2	1-7-8	1	2	3	1	0	13
Alabama A&M	11/26*	27	3-10	1-7	1-1	0-6-6	2	3	3	0	1	8
vs. Quinnipiac	11/30*	12	3-7	1-4	1-3	0-2-2	2	0	0	0	1	8
USC Upstate	12/2*	30	3-6	1-3	2-4	0-3-3	4	1	0	0	1	9
UT Martin	12/4*	37	7-15	4-8	5-7	2-0-2	2	1	2	0	3	23
Nebraska	12/7*	31	1-10	1-4	0-0	0-10-10	2	0	2	0	1	3
Mercer	12/14*	27	1-10	0-6	0-0	0-3-3	2	3	3	0	2	2
Arkansas-Pine Bluff	12/16*	14	5-8	1-4	0-1	0-0-0	2	5	1	0	3	11
New Orleans	12/21*	20	4-8	3-6	1-4	1-3-4	0	1	1	0	1	12
Mississippi Valley State	12/28*	19	2-7	2-6	0-0	1-2-3	1	1	1	1	0	6
Kentucky	1/2*	24	6-14	3-7	3-4	0-1-1	5	1	1	0	0	18
at Georgia	1/4*	18	0-8	0-5	1-2	0-2-2	0	2	3	0	1	1
South Carolina	1/8*	17	0-1	0-1	3-5	0-0-0	2	0	4	0	0	3
at Ole Miss	1/11*	24	2-11	2-8	0-0	0-2-2	3	1	3	0	2	6
at Mississippi State	1/18*	23	2-6	0-3	0-0	0-1-1	3	0	3	1	0	4
Auburn	1/22*	28	0-9	0-8	0-0	1-1-2	2	1	1	0	1	0
Vanderbilt	1/25*	32	4-9	3-6	0-0	1-3-4	4	1	2	1	3	11
at South Carolina	1/29*	32	3-8	3-7	0-0	0-6-6	3	2	1	0	1	9
Arkansas	2/1*	31	3-8	1-5	2-5	1-2-3	3	2	0	0	3	9
at LSU	2/8	18	0-5	0-3	0-0	1-3-4	2	0	1	0	1	0
Missouri	2/12	17	1-5	0-2	1-1	1-2-3	2	1	1	1	2	3
at Texas A&M	2/16	25	4-8	2-5	2-2	0-1-1	1	0	0	0	0	12
at Tennessee	2/19	31	4-13	3-10	0-0	0-5-5	4	1	1	0	0	11
Mississippi State	2/22	6	0-1	0-1	0-0	0-1-1	0	1	1	0	1	0
Florida	2/26	26	2-9	2-6	0-0	1-2-3	3	1	5	0	0	6
at Auburn	3/1*	36	7-11	5-7	5-6	2-2-4	3	1	4	1	2	24
vs. Vanderbilt	3/4*	34	2-8	1-6	0-0	0-8-8	4	3	1	1	1	5
TOTALS		819	93-285	51-171	44-71	16-89-105	76	43	60	7	38	281

2015-16

Opponent	Date	Min	FG-FGA	3FG-FGA	FT-FTA	Off-Def-Tot	PF	A	TO	Blk	Stl	Pts
Alabama A&M	11/13*	28	5-15	4-13	0-0	2-4-6	3	1	1	0	2	14
Appalachian State	11/16*	25	6-13	2-7	1-3	2-7-9	3	1	4	1	3	15
Mississippi Valley State	11/22*	20	2-8	1-5	5-6	0-7-7	1	1	0	0	0	10
Georgia State	11/24*	25	2-7	1-5	0-0	0-4-4	0	5	1	0	1	5
vs. Middle Tennessee	11/27*	27	5-8	4-4	1-2	3-12-15	1	0	4	0	1	15
vs. Utah Valley	11/28*	35	4-10	0-4	1-2	3-7-10	2	0	5	0	2	9
at UT Martin	12/2*	32	8-13	4-7	1-2	2-6-8	3	0	1	0	0	21
Alcorn State	12/6*	24	4-14	2-8	4-4	0-0-0	2	0	4	0	4	14
Georgetown	12/12*	32	7-12	6-8	2-2	0-4-4	4	1	4	0	2	22
North Florida	12/14*	30	6-16	3-9	2-3	0-5-5	4	1	1	0	3	17
at Georgia Tech	12/18*	25	2-8	2-5	5-5	0-2-2	0	1	1	1	0	11
Grambling State	12/20*	20	1-5	1-2	0-0	2-2-4	3	1	2	0	0	3
Lipscomb	12/28*	31	5-10	4-8	6-7	4-3-7	1	2	2	0	3	20
LSU	1/3*	26	3-12	2-9	1-2	1-4-5	3	2	1	0	3	9
at Kentucky	1/7*	24	4-8	2-4	0-2	0-4-4	3	1	1	0	1	10
Vanderbilt	1/10*	31	2-4	1-2	2-2	1-2-3	4	0	2	0	1	7
at Auburn	1/14*	34	6-13	5-10	2-2	4-6-10	5	0	2	0	1	19
Georgia	1/17*	37	4-9	1-4	5-6	1-6-7	2	0	3	0	0	14
at Florida	1/21*	28	5-11	3-7	3-6	0-4-4	3	1	4	0	3	16
at Vanderbilt	1/25*	32	5-13	2-7	1-1	0-5-5	4	2	2	0	1	13
Texas A&M	1/28*	33	1-10	0-5	2-2	1-3-4	1	0	2	0	3	4
at Tennessee	1/31*	26	2-8	2-7	2-2	0-2-2	3	0	1	0	2	8
Ole Miss	2/4*	34	4-9	2-7	2-2	0-9-9	2	0	4	0	4	12
Auburn	2/7*	32	1-7	1-5	2-2	0-3-3	3	1	0	0	2	5
at Mizzou	2/11*	37	4-10	2-5	5-8	0-4-4	3	3	3	0	1	15
at Arkansas	2/18*	37	7-11	4-6	6-6	1-4-5	3	6	2	1	4	24
South Carolina	2/22*	26	1-12	1-8	0-0	1-4-5	3	0	1	0	1	3
Tennessee	2/25*	36	2-8	1-4	5-8	4-6-10	1	1	5	0	1	10
at Mississippi State	2/28*	30	3-8	2-5	0-0	2-2-4	5	1	6	0	2	8
vs. LSU	3/2*	36	2-8	2-6	2-4	2-7-9	1	1	4	0	3	8
at Tulane	3/16*	32	4-10	3-6	0-2	0-6-6	2	2	4	0	0	11
TOTALS		925	117-310	70-192	68-93	36-144-180	78	35	77	3	54	372

*INDICATES GAMES STARTED



PROFILES

CAREER STATS

Year	GP	GS	Min	Avg	FG	FGA	Pct	3FG	3FGA	Pct	FT	FTA	Pct	Off	Def	Tot	Avg	PF	FO	A	TO	Blk	Stl	Pts	Avg
2014-15	32	25	819	25.6	93	285	.326	51	171	.298	44	71	.620	16	89	105	3.3	76	1	43	60	7	38	281	8.8
2015-16	31	31	925	29.8	117	310	.377	70	192	.365	68	93	.731	36	144	180	5.8	78	2	35	77	3	54	372	12.0
TOTAL	63	56	1744	27.7	210	595	.353	121	363	.333	112	164	.691	52	233	285	4.5	154	3	78	137	10	92	653	10.4

PLAYER PROFILES



15

5-8 • Junior

Guard

MEOSHONTI KNIGHT

Morgan City, La. (Central Catholic HS)

CAREER HIGHS

Points	23 at Florida (1/21/16)
Rebounds	10 vs. North Florida (12/14/15)
FG Made	9 at Florida (1/21/16)
FG Att.	18 vs. LSU (3/2/16)
3PT FG Made	3 at Vanderbilt (1/25/16)
3PT FG Att.	5 - 2X, last vs. LSU (3/2/16)
FT Made	9 - 2X, last vs. Appalachian State (11/16/15)
FT Att.	14 vs. Appalachian State (11/16/15)
Assists	5 - 2X, last vs. Grambling State (12/20/15)
Steals	6 - 2X, last vs. Florida (1/21)
Blocks	2 - 2X, last vs. Tennessee (2/25/16)
Minutes	40 vs. LSU (3/2/16)

SEC HIGHS

Points	23 at Florida (1/21/16)
Rebounds	5 - 4X, last at Mississippi State (2/28/16)
FG Made	9 at Florida (1/21/16)
FG Att.	18 vs. LSU (3/2/16)
3PT FG Made	3 at Vanderbilt (1/25/16)
3PT FG Att.	5 - 2X, last vs. LSU (3/2/16)
FT Made	9 at Miss. State (1/18/15)
FT Att.	12 vs. Ole Miss (2/4/16)
Assists	4 at Vanderbilt (1/25/16)
Steals	6 - 2X, last vs. Florida (1/21/16)
Blocks	2 vs. Tennessee (2/25/16)
Minutes	40 vs. LSU (3/2/16)

2015-16 SEASON HIGHS

Points	23 at Florida (1/21)
Rebounds	10 vs. North Florida (12/14)
FG Made	9 at Florida (1/21)
FG Att.	18 vs. LSU (3/2)
3PT FG Made	3 at Vanderbilt (1/25)
3PT FG Att.	5 - 2X, last vs. LSU (3/2)
FT Made	9 vs. Appalachian State (11/16)
FT Att.	14 vs. Appalachian State (11/16)
Assists	5 - 2X, last vs. Grambling State (12/20)
Steals	6 - 2X, last vs. Florida (1/21)
Blocks	2 - 2X, last vs. Tennessee (2/25)
Minutes	40 vs. LSU (3/2)

2015-16 (SOPHOMORE)

2015 Nugget Classic All-Tournament Team ... played in, and started, all 30 games ... led the team in free throw attempts with 129 on the season ... second on the team in steals with 50 ... also second on the team in scoring with an average of 10.1 points per game ... ranked 13th in the SEC in steals (1.7 pg), 14th in free throw percentage (.612) and 26th in scoring (10.1 ppg) ... scored double-figure points 15 times ... recorded one double-double ... led Alabama in steals 10 times, assists and scoring nine times, blocks six times and rebounding once ... **Alabama A&M (11/13):** Contributed 10 points, two rebounds and one assist in 19 minutes vs. the Bulldogs. **Appalachian State (11/16):** Scored 20 points along with eight rebounds, three assists, one block and one steal. **Mississippi Valley State (11/22):** Went 7-for-7 from the free throw line to help her score 13 points in the win ... also added a team-high and career-best four assists, three rebounds, one block and one steal. **Georgia State (11/24):** Had 13 points, four rebounds, four assists and a steal. **Middle Tennessee (11/27):** Finished with seven points, three rebounds, three steals and a career-high five assists against the Blue Raiders. **Utah Valley (11/28):** Recorded 16 points, six rebounds and one assist in the win. **UT Martin (12/2):** Had three points, four rebounds and two assists.

North Florida (12/14): Notched her first career double-double with 10 points and 10 rebounds in addition to three steals and a block against the Ospreys. **Georgia Tech (12/18):** Scored a team-high 14 points, eight of which came in the fourth quarter, and added eight rebounds, two assists and a block. **Grambling State (12/20):** Contributed six points, six rebounds, a career-high tying five assists, a career-best two blocks and a steal in the win. **LSU (1/3):** Scored 17 points, in addition to a career-best six steals, three rebounds and an assist. **Kentucky (1/7):** Seven points, three steals, two rebounds and an assist. **Auburn (1/14):** Finished with nine points, one rebound and an assist. **Florida (1/21):** Chipped in a career-high 23 points and tied her career best in steals with six. **Vanderbilt (1/25):** Had 12 points, three rebounds and four assists. **Ole Miss (2/4):** Led Alabama in scoring with 14 points in the win over the Rebels. **Auburn (2/7):** The Tide's leading scorer for the second-straight game with 16 points in addition to four steals, one block and two rebounds. **Mississippi State (2/28):** Had a team-high 11 points, while adding five rebounds, one assist, one block and one steal. **LSU (3/2):** Led Alabama in scoring with 15 points.

2014-15 (FRESHMAN)

Southeastern Conference First-Year Honor Roll ... Alabama's Most Outstanding Player in the Hall of Fame Women's Challenge after scoring a season-best 16 points against Quinnipiac ... earned Black Scholars Award recognition at Alabama's Crimson Choice Awards show ... played in all 32 games, making three starts ... led Alabama in steals with 1.3 per game ... third on the team in scoring with an average of 7.3 points per game ... ranked 14th in the SEC in free throw percentage against league opponents, averaging 70.7 percent from the line ... scored double figure points 10 times ... chipped in 10 points, eight rebounds, three

assists and three steals in 23 minutes off the bench against Florida A&M ... tallied four points, two steals and two blocks against Duke ... big impact in the Tide's win at Kansas, scoring 11 points, while adding three rebounds, two assists and a steal ... scored a game-high 15 points in addition to two steals and a rebound in the win vs. Georgetown ... eight of her 15 points against the Hoyas were scored at the free throw line where she went 8-10 ... added six points, three rebounds and three assists against Alabama A&M ... contributed nine points, five rebounds and an assist vs. USC Upstate ... had nine points, three rebounds and two steals in the win over No. 12 Nebraska ... chipped in 10 points and a season-best four steals vs. Arkansas-Pine Bluff ... added 11 points, three rebounds and two steals against Mississippi Valley State ... had six points, four rebounds, three steals and two assists in her SEC debut vs. Kentucky ... matched her season high with 16 points in addition to two rebounds and two assists vs. South Carolina ... made her first start and played a career-high 30 minutes against Ole Miss, finishing second on the team in scoring with 15 points ... led Alabama with 13 points at Mississippi State, marking her third straight game in double figures ... added 11 points, four rebounds, one assist and one steal off the bench at LSU ... scored seven points and recorded two steals against Mississippi State.

HIGH SCHOOL

2014 Louisiana Sports Writers' Association (LSWA) Class 1A MVP ... four-time member of the LSWA Class 1A All-State Team (2011, 12, 13, 14) ... ranked No. 3 on The Times-Picayune's Sweet 16: Class of 2014 list ... 2013 LSWA District 8-1A MVP ... coached by Jamarr Garrett and Joseph Jones ... hit a pair of free throws with 14.4 seconds remaining to help Central Catholic win the 2014 Class 1A state championship ... went 16-of-17 from the free throw line in the championship game, finishing with a team-high 25 points ... averaged 18.9 points, 7.9 rebounds, 4.6 assists and 4.6 steals per game for the Eagles as a senior ... key component in helping Catholic Central advance to the Class 1A state semifinals in 2013 ... averaged 18.9 points, 12.0 rebounds, 5.3 steals, 5.0 blocks and 5.0 assists as a junior ... also played volleyball for the Eagles where she was named to the 2013 West All-Star Squad by The Times-Picayune ... played AAU ball for the Louisiana Lady Hornets coached by Derrian Williams and the Lady Pumas, coached by Dee Brown and Darius Mimms.

PERSONAL

Born Dec. 16, 1995 ... nickname is "Meo" ... daughter of Corey and Lashanda Knight ... has a brother, Corey Jr., and two sisters, Stormie and Raina ... majoring in psychology.

KNIGHT'S GAME-BY-GAME STATS

2014-15

Opponent	Date	Min	FG-FGA	3FG-FGA	FT-FTA	Off-Def-Tot	PF	A	TO	Blk	Stl	Pts
Florida A&M	11/14	23	4-6	0-1	2-6	4-4-8	1	3	3	0	3	10
Duke	11/16	18	1-3	0-0	2-2	0-2-2	2	1	7	0	2	4
Jacksonville State	11/18	11	1-6	0-0	2-6	2-2-4	1	0	1	0	0	4
at Kansas	11/21	13	4-6	0-0	3-4	0-3-3	2	2	2	0	1	11
vs. Georgetown	11/22	21	3-7	1-2	8-10	0-1-1	1	0	3	0	2	15
vs. Temple	11/23	14	0-5	0-1	0-0	0-0-0	1	2	0	0	1	0
Alabama A&M	11/26	18	3-7	0-1	0-2	1-2-3	2	3	3	0	0	6
vs. Quinnipiac	11/30	26	4-10	1-1	7-7	1-4-5	2	3	1	0	0	16
USC Upstate	12/2	22	3-8	0-0	3-6	3-2-5	2	1	1	0	0	9
UT Martin	12/4	5	0-0	0-0	1-2	0-0-0	3	0	2	0	2	1
Nebraska	12/7	21	4-13	1-3	0-1	0-3-3	1	0	3	0	2	9
Mercer	12/14	7	0-2	0-1	0-0	0-1-1	1	1	1	0	0	0
Arkansas-Pine Bluff	12/16	20	3-7	1-4	3-4	0-0-0	1	0	1	0	4	10
New Orleans	12/21	21	2-5	0-1	4-7	1-3-4	3	2	3	1	2	8
Mississippi Valley State	12/28	21	4-7	1-1	2-4	2-1-3	0	0	0	0	2	11
Kentucky	1/2	20	2-5	0-2	2-2	1-3-4	1	2	2	0	3	6
at Georgia	1/4	19	1-6	1-3	3-4	0-2-2	1	1	2	0	1	6
South Carolina	1/8	28	4-9	0-1	8-11	2-0-2	1	2	3	0	0	16
at Ole Miss	1/11*	30	5-6	0-1	5-6	0-2-2	0	1	5	0	2	15
at Mississippi State	1/18	29	2-7	0-0	9-10	0-5-5	4	0	2	1	1	13
Auburn	1/22	11	1-4	1-2	2-3	1-2-3	1	0	1	0	1	5
Vanderbilt	1/25	22	2-4	0-0	3-6	0-1-1	1	0	1	0	1	7
at South Carolina	1/29*	30	3-10	1-1	1-1	0-3-3	2	1	4	1	3	8
Arkansas	2/1*	21	1-5	0-0	0-1	0-1-1	2	1	2	0	0	2
at LSU	2/8	28	3-8	0-2	5-7	1-3-4	0	1	2	0	1	11
Missouri	2/12	22	3-8	1-2	0-0	1-0-1	1	2	0	1	1	7
at Texas A&M	2/16	14	0-1	0-0	1-4	0-2-2	0	0	2	0	2	1
at Tennessee	2/19	22	4-5	0-1	1-1	0-2-2	1	1	2	0	3	9
Mississippi State	2/22	24	3-7	1-1	0-0	1-0-1	1	1	2	0	2	7
Florida	2/26	10	0-0	0-0	0-0	0-1-1	0	1	0	0	0	0
at Auburn	3/1	21	2-6	0-1	1-2	0-1-1	0	3	1	0	1	5
vs. Vanderbilt	3/4	15	1-4	0-1	1-2	1-3-4	1	3	2	1	0	3
TOTALS		627	73-187	10-34	79-121	22-59-81	40	38	64	5	43	235

2015-16

Opponent	Date	Min	FG-FGA	3FG-FGA	FT-FTA	Off-Def-Tot	PF	A	TO	Blk	Stl	Pts
Alabama A&M	11/13*	19	3-4	0-1	4-9	0-2-2	4	1	2	0	0	10
Appalachian State	11/16*	29	5-8	1-2	9-14	2-6-8	2	3	3	1	1	20
Mississippi Valley State	11/22*	27	3-7	0-3	7-7	0-3-3	1	4	3	1	1	13
Georgia State	11/24*	34	4-10	1-2	4-5	0-4-4	4	4	4	0	1	13
vs. Middle Tennessee	11/27*	29	2-10	0-2	3-3	2-1-3	1	5	4	0	3	7
vs. Utah Valley	11/28*	34	7-14	1-2	1-2	1-5-6	1	1	1	0	0	16
at UT Martin	12/2*	24	1-6	0-1	1-4	0-4-4	2	2	2	0	0	3
Alcorn State	12/6*	18	3-8	0-2	0-0	1-0-1	2	1	1	0	2	6
Georgetown	12/12*	22	2-6	0-0	0-4	0-3-3	1	4	3	0	2	4
North Florida	12/14*	20	4-10	0-2	2-4	2-8-10	1	0	1	1	3	10
at Georgia Tech	12/18*	27	7-14	0-2	0-0	3-5-8	0	2	3	1	0	14
Grambling State	12/20*	24	1-6	0-2	4-4	0-6-6	1	5	3	2	1	6
Lipscomb	12/28*	21	2-8	0-2	2-2	0-0-0	0	0	2	0	2	6
LSU	1/3*	35	7-10	2-3	1-2	1-2-3	0	1	4	0	6	17
at Kentucky	1/7*	20	1-6	1-3	4-6	1-1-2	4	1	3	0	3	7
Vanderbilt	1/10*	31	2-8	0-2	0-2	0-3-3	5	1	2	0	3	4
at Auburn	1/14*	24	3-9	0-3	3-5	0-0-0	1	1	3	0	0	9
Georgia	1/17*	23	0-4	0-1	3-4	0-5-5	2	2	3	0	0	3
at Florida	1/21*	33	9-17	1-3	4-7	0-3-3	1	2	3	0	6	23
at Vanderbilt	1/25*	34	4-10	3-5	1-2	1-2-3	2	4	4	0	0	12
Texas A&M	1/28*	26	3-6	0-1	2-4	0-3-3	1	3	1	0	0	8
at Tennessee	1/31*	29	3-8	0-1	5-6	0-5-5	0	2	2	0	1	11
Ole Miss	2/4*	36	4-9	0-1	6-12	1-3-4	1	0	4	0	0	14
Auburn	2/7*	34	4-10	1-4	7-10	0-2-2	0	0	7	1	4	16
at Mizzou	2/11*	34	2-8	1-3	2-4	0-2-2	4	3	1	0	1	7
at Arkansas	2/18*	23	3-9	2-3	0-0	0-1-1	3	1	5	0	2	8
South Carolina	2/22*	31	3-8	0-3	1-2	1-2-3	5	0	0	0	3	7
Tennessee	2/25*	23	2-9	0-2	0-0	0-2-2	3	2	2	2	2	4
at Mississippi State	2/28*	30	5-10	0-1	1-3	1-4-5	3	1	2	1	1	11
vs. LSU	3/2*	40	6-18	1-5	2-2	2-2-4	4	1	6	0	2	15
at Tulane	3/16*	29	3-7	1-3	3-5	1-4-5	4	4	3	0	0	10
TOTALS		863	108-277	16-70	82-134	20-93-113	63	61	87	10	50	314

*INDICATES GAMES STARTED



PROFILES

CAREER STATS

Year	GP	GS	Min	Avg	FG	FGA	Pct	3FG	3FGA	Pct	FT	FTA	Pct	Off	Def	Tot	Avg	PF	FO	A	TO	Blk	Stl	Pts	Avg
2014-15	32	3	627	19.6	73	187	.390	10	34	.294	79	121	.653	22	59	81	2.5	40	0	38	64	5	43	235	7.3
2015-16	31	31	863	27.8	108	277	.390	16	70	.229	82	134	.612	20	93	113	3.6	63	2	61	87	10	50	314	10.1
TOTAL	63	34	1490	23.7	181	457	.390	26	104	.250	161	255	.632	42	152	194	3.1	103	2	99	151	15	93	549	8.7

PLAYER PROFILES



6-0 • Sophomore

Guard

TRISTA MAGEE

Ellisville, Miss. (Presbyterian Christian)

CAREER HIGHS

Points	9 at UT Martin (12/2/15)
Rebounds	4 vs. Georgia State (11/24/15)
FG Made	3 - 2X, last at Georgia Tech (12/18/15)
FG Att.	7 - 2X, last at Georgia Tech (12/18/15)
3PT FG Made	3 at UT Martin (12/2/15)
3PT FG Att.	5 - 2X, last at Georgia Tech (12/18/15)
FT Made	2 - 3X, last vs. LSU (1/3/16)
FT Att.	2 - 3X, last vs. LSU (1/3/16)
Assists	1 - 6X, last vs. Georgia (1/17/16)
Steals	2 - 3X, last at Auburn (1/14/16)
Blocks	1 at Tennessee (1/31/16)
Minutes	23 vs. Alcorn State (12/6/15)

SEC HIGHS

Points	2 vs. LSU (1/3/16)
Rebounds	2 vs. Texas A&M (1/28/16)
FG Made	
FG Att.	3 - 2X, last at Auburn (1/14/16)
3PT FG Made	
3PT FG Att.	3 - 2X, last at Auburn (1/14/16)
FT Made	2 vs. LSU (1/3/16)
FT Att.	2 vs. LSU (1/3/16)
Assists	1 - 3X, last vs. Georgia (1/17/16)
Steals	2 at Auburn (1/14/16)
Blocks	1 at Tennessee (1/31/16)
Minutes	13 - 2X, last at Auburn (1/14/16)

2015-16 SEASON HIGHS

Points	9 at UT Martin (12/2)
Rebounds	4 vs. Georgia State (11/24)
FG Made	3 - 2X, last at Georgia Tech (12/18)
FG Att.	7 - 2X, last at Georgia Tech (12/18)
3PT FG Made	3 at UT Martin (12/2)
3PT FG Att.	5 - 2X, last at Georgia Tech (12/18)
FT Made	2 - 3X, last vs. LSU (1/3)
FT Att.	2 - 3X, last vs. LSU (1/3)
Assists	1 - 6X, last vs. Georgia (1/17)
Steals	2 - 3X, last at Auburn (1/14)
Blocks	1 at Tennessee (1/31)
Minutes	23 vs. Alcorn State (12/6)

2015-16 (FRESHMAN)

Played in 19 games ... missed the final eight games of the season with a left hip injury ... averaged 2.0 points and 1.4 rebounds per contest ... led Alabama in steals once ...

Georgia State (11/24): Saw the first action of her collegiate career on Nov. 24 after being sidelined the first three games due to injury (shin splints) ... played 17 minutes against the Panthers and finished with three points, four rebounds and two steals. **Middle Tennessee (11/27):** Hit a three-pointer and added three rebounds and a steal in the win over the Blue Raiders. **UT Martin (12/2):** Scored a season-best nine points, all coming from three-point range, and added two steals, one rebound and an assist. **North Florida (12/14):** Had five points, one rebound and an assist in the win over the Ospreys. **Georgia Tech (12/18):** Scored eight points and added a rebound. **Grambling State (12/28):** Recorded five points, two rebounds and an assist. **LSU (1/3):** Had two points, one rebound and one assist in her SEC debut.

HIGH SCHOOL

Kristy Curry's first verbal commitment at The University of Alabama ... Clarion-Ledger MS Preps Best of Girls' Basketball Player of the Year ... McDonald's All-American nominee ... USA TODAY ALL-USA Player of the Year for Mississippi ... three-time member of the Clarion-Ledger Dandy Dozen Team ... Presbyterian Christian's all-time leading scorer with over 3,000 points for her career ... averaged 19.4 points and 11.0 rebounds as a senior and 22.3 points and 10.0 rebounds as a junior ... named player of the year by Pine Belt Sports, the Hattiesburg American and the Mississippi Association of Independent Schools ... guided her team to a win in the 2014 state championship and led them back to the final game in 2015 ... played AAU basketball with the Alabama Southern Starz under coach Doug Bush.

PERSONAL

Born September 5, 1996 ... daughter of Tommy and Gwen Magee ... has one brother, Johnny Milling, and one sister, Katye ... brother played baseball at Jones County Junior College and Delta State and sister played basketball at Tulane ... majoring in telecommunications and film.

MAGEE'S GAME-BY-GAME STATS

2015-16

Opponent	Date	Min	FG-FGA	3FG-FGA	FT-FTA	Off-Def-Tot	PF	A	TO	Bk	Stl	Pts
Georgia State	11/24	17	1-4	1-3	0-0	1-3-4	1	0	1	0	2	3
vs. Middle Tennessee	11/27	14	1-2	1-1	0-0	1-2-3	1	0	0	0	1	3
vs. Utah Valley	11/28	10	0-3	0-3	0-0	0-0-0	2	0	1	0	0	0
at UT Martin	12/2	21	3-7	3-5	0-0	0-1-1	2	1	0	0	2	9
Alcorn State	12/6	23	1-4	1-4	0-0	0-2-2	1	0	1	0	0	3
Georgetown	12/12	17	0-2	0-2	0-0	1-1-2	2	0	2	0	0	0
North Florida	12/14	22	1-3	1-3	2-2	0-1-1	2	1	0	0	0	5
at Georgia Tech	12/18	20	3-7	2-5	0-0	0-1-1	2	0	2	0	0	8
Grambling State	12/20	19	1-2	1-1	2-2	0-2-2	1	1	0	0	0	5
Lipscomb	12/28	17	0-1	0-1	0-0	0-3-3	2	0	0	0	0	0
LSU	1/3	8	0-3	0-3	2-2	1-0-1	1	1	0	0	0	2
at Kentucky	1/7	13	0-2	0-1	0-0	0-0-0	0	1	0	0	0	0
Vanderbilt	1/10	4	0-2	0-2	0-0	0-1-1	0	0	0	0	0	0
at Auburn	1/14	13	0-3	0-3	0-0	0-0-0	2	0	1	0	2	0
Georgia	1/17	6	0-1	0-1	0-0	0-1-1	0	1	0	0	0	0
at Florida	1/21	4	0-0	0-0	0-0	0-0-0	0	0	0	0	1	0
at Vanderbilt	1/25	6	0-1	0-1	0-0	0-0-0	1	0	0	0	0	0
Texas A&M	1/28	12	0-1	0-0	0-0	0-2-2	2	0	1	0	0	0
at Tennessee	1/31	15	0-0	0-0	0-0	0-3-3	0	0	0	1	0	0
TOTALS		261	11-48	10-39	6-6	4-23-27	22	6	9	1	8	38

*INDICATES GAMES STARTED



PROFILES

CAREER STATS

Year	GP	GS	Min	Avg	FG	FGA	Pct	3FG	3FGA	Pct	FT	FTA	Pct	Off	Def	Tot	Avg	PF	FO	A	TO	Bk	Stl	Pts	Avg
2015-16	19	0	261	13.7	11	48	.229	10	39	.256	6	6	1.000	4	23	27	1.4	22	0	6	9	1	8	38	2.0

PLAYER PROFILES



23

6-0 • Sophomore

Guard

SHAQUERA WADE

Huntsville, Ala. (Huntsville HS)

CAREER HIGHS

Points	14 vs. Auburn (2/7/16)
Rebounds	9 vs. Auburn (2/7/16)
FG Made	6 vs. Auburn (2/7/16)
FG Att.	13 vs. Auburn (2/7/16)
3PT FG Made	2 - 3X, last at Missouri (2/11/16)
3PT FG Att.	5 at Missouri (2/11/16)
FT Made	4 - 2X, last vs. Tennessee (2/25/16)
FT Att.	6 vs. Tennessee (2/25/16)
Assists	5 vs. Alcorn State (12/6/15)
Steals	5 vs. Alcorn State (12/6/15)
Blocks	2 vs. Alcorn State (12/6/15)
Minutes	37 at Missouri (2/11/16)

SEC HIGHS

Points	14 vs. Auburn (2/7/16)
Rebounds	9 vs. Auburn (2/7/16)
FG Made	6 vs. Auburn (2/7/16)
FG Att.	13 vs. Auburn (2/7/16)
3PT FG Made	2 - 2X, last at Missouri (2/11/16)
3PT FG Att.	5 at Missouri (2/11/16)
FT Made	4 vs. Tennessee (2/25/16)
FT Att.	6 vs. Tennessee (2/25/16)
Assists	3 at Arkansas (2/18/16)
Steals	3 - 3X, last vs LSU (3/2/16)
Blocks	1 - 6X, last vs. South Carolina (2/22/16)
Minutes	37 at Missouri (2/11/16)

2015-16 SEASON HIGHS

Points	14 vs. Auburn (2/7)
Rebounds	9 vs. Auburn (2/7)
FG Made	6 vs. Auburn (2/7)
FG Att.	13 vs. Auburn (2/7)
3PT FG Made	2 - 3X, last at Missouri (2/11)
3PT FG Att.	5 at Missouri (2/11)
FT Made	4 - 2X, last vs. Tennessee (2/25)
FT Att.	6 vs. Tennessee (2/25)
Assists	5 vs. Alcorn State (12/6)
Steals	5 vs. Alcorn State (12/6)
Blocks	2 vs. Alcorn State (12/6)
Minutes	37 at Missouri (2/11)

2015-16 (FRESHMAN)

Played in 29 games, eight of which she started ... averaged 6.2 points, 3.9 rebounds, 1.3 steals and 1.1 assists ... scored double-digit points seven times ... pulled down double-figure rebounds four times ... led Alabama in steals six times, assists three times, blocks twice and scoring and rebounding once ...

Alabama A&M (11/13): Collected 10 points, eight rebounds and three steals in her first game in crimson and white.

Appalachian State (11/16): Had eight points, three steals, one rebound and one assist in the Tide victory.

Mississippi Valley State (11/22): Recorded nine points, three rebounds, two steals, one block and one assist.

Georgia State (11/24): Hauled in eight rebounds and added three points, two steals and an assist in the win.

Middle Tennessee (11/27): Finished with eight points and four rebounds in the victory over the Blue Raiders.

Utah Valley (11/28): Had two rebounds and one assist against the Wolverines.

UT Martin (12/2): Added four points, three rebounds, one assist, one block and one steal.

Alcorn State (12/6): Did a little bit of everything for UA in its win over the Braves as she finished with six points, eight rebounds and career highs in assists (five), blocks (two) and steals (five).

Georgetown (12/12): Had eight points, three rebounds and two assists in 16 minutes.

North Florida (12/14): Scored nine points and pulled down three rebounds in the win.

Georgia Tech (12/18): Notched six rebounds, three points and an assist.

Grambling State (12/20): Recorded six points, three rebounds, two assists and two steals.

Lipscomb (12/28): Hauled in six rebounds and had one point and one assist.

LSU (1/3): Had six points and an assist in her SEC debut.

Vanderbilt (1/10): Contributed six points, three rebounds and two assists.

Auburn (1/14): Had nine points, three rebounds, three steals, one assist and a block.

Georgia (1/17): Collected six points, three rebounds and a pair of steals in the win over the Lady Bulldogs.

Florida (1/21): Scored 13 points while adding one rebound, one assist and three steals.

Vanderbilt (1/25): Made her first start at Vanderbilt where she finished with four points, three rebounds, one assist, one block and a steal.

Auburn (2/7): Set career highs in points and rebounds with 14 and nine, respectively.

South Carolina (2/22): Led Alabama in scoring with 11 points in addition to three rebounds, one assist, one block and a steal.

PERSONAL

Born June 17, 1997 ... nickname is "Shaq" ... daughter of Carolyn Wade ... has two sisters, Lashandra and JaKayla Battle, and one brother, William Gibson III ... majoring in business.

HIGH SCHOOL

No. 48 overall rank in 2015 class according to ESPN.com ... Alabama Sports Writers Association Miss Basketball ... Gatorade State Player of the Year ... USA Today ALL-USA Player of the Year for Alabama ... Tennessee Valley Girls Basketball Player of the Year ... Birmingham Tipoff Club Girls Player of the Year ... McDonald's All-American nominee ... Class 7A Player of the Year ... 2015 USA Basketball 3x3 U18 National Tournament ... Alabama-Mississippi All-Star Game selection ... AHSAA All-Tournament Team ... averaged 18.4 points, 10.8 rebounds, 2.1 assists and 3.2 steals as a senior ... led Huntsville High School, coached by former Tide standout Krystle Johnson, to the state semifinals ... played AAU basketball with the Alabama Southern Starz under coach Doug Bush.

WADE'S GAME-BY-GAME STATS

2015-16

Opponent	Date	Min	FG-FGA	3FG-FGA	FT-FTA	Off-Def-Tot	PF	A	TO	Blk	Stl	Pts
Alabama A&M	11/13	28	4-8	0-1	2-4	6-2-8	4	0	0	0	3	10
Appalachian State	11/16	23	4-9	0-0	0-0	0-1-1	2	0	0	0	3	8
Mississippi Valley State	11/22	23	4-6	1-2	0-0	2-1-3	2	1	1	1	2	9
Georgia State	11/24	22	1-9	0-3	1-2	2-6-8	2	1	3	0	2	3
vs. Middle Tennessee	11/27	23	3-8	2-3	0-0	0-4-4	3	0	3	0	0	8
vs. Utah Valley	11/28	9	0-2	0-1	0-0	1-1-2	0	1	1	0	0	0
at UT Martin	12/2	20	1-3	0-1	2-2	0-3-3	1	1	2	1	1	4
Alcorn State	12/6	16	3-8	0-1	0-2	3-5-8	4	5	3	2	5	6
Georgetown	12/12	16	2-9	0-0	4-4	1-2-3	1	2	1	0	0	8
North Florida	12/14	20	4-8	1-2	0-0	1-2-3	0	0	0	0	0	9
at Georgia Tech	12/18	19	1-3	0-0	1-2	3-3-6	3	1	1	0	0	3
Grambling State	12/20	20	3-6	0-1	0-1	2-1-3	2	2	1	0	2	6
Lipscomb	12/28	21	0-2	0-0	1-2	4-2-6	0	1	1	0	0	1
LSU	1/3	15	3-4	0-0	0-0	0-0-0	2	1	0	0	0	6
at Kentucky	1/7	9	0-0	0-0	0-0	1-0-1	2	0	2	1	0	0
Vanderbilt	1/10	17	2-5	2-4	0-2	1-2-3	2	2	2	0	0	6
at Auburn	1/14	22	4-8	1-2	0-0	1-2-3	3	1	4	1	3	9
Georgia	1/17	19	3-10	0-2	0-0	1-2-3	0	0	0	0	2	6
at Florida	1/21	30	5-9	0-1	3-5	0-1-1	4	1	3	0	3	13
at Vanderbilt	1/25*	29	2-7	0-1	0-0	2-1-3	3	1	1	1	1	4
Texas A&M	1/28*	24	3-4	1-1	0-0	0-2-2	1	0	2	0	1	7
Ole Miss	2/4	25	2-6	0-1	0-0	1-2-3	3	2	3	1	0	4
Auburn	2/7*	32	6-13	1-3	1-1	4-5-9	2	0	3	0	1	14
at Mizzou	2/11*	37	2-8	2-5	1-2	1-4-5	4	0	1	1	1	7
at Arkansas	2/18*	35	4-9	0-2	0-0	1-4-5	2	3	2	0	2	8
South Carolina	2/22*	28	4-11	0-3	3-3	2-1-3	3	1	0	1	1	11
Tennessee	2/25	34	0-4	0-1	4-6	2-4-6	1	1	1	0	1	4
at Mississippi State	2/28*	21	1-4	0-1	3-4	1-3-4	4	1	4	0	1	5
vs. LSU	3/2*	27	0-5	0-1	0-0	3-1-4	2	1	2	0	3	0
at Tulane	3/16*	24	1-7	0-0	0-2	0-3-3	1	0	1	1	0	2
Totals		688	72-195	11-43	26-44	46-70-116	63	31	48	11	38	181

*INDICATES GAMES STARTED



PROFILES

CAREER STATS

Year	GP	GS	Min	Avg	FG	FGA	Pct	3FG	3FGA	Pct	FT	FTA	Pct	Off	Def	Tot	Avg	PF	FO	A	TO	Blk	Stl	Pts	Avg
2015-16	30	9	688	22.9	72	195	.369	11	43	.256	26	44	.591	46	70	116	3.9	63	0	31	48	11	38	181	6.0

PLAYER PROFILES



20

6-0 • Junior

Forward

ASHLEY WILLIAMS

Covington, Ga. (Alcovy HS)

CAREER HIGHS

Points	29 vs. Alabama A&M (11/26/14)
Rebounds	15 vs. Miss. State (2/20/14)
FG Made	13 vs. Alabama A&M (11/26/14)
FG Att.	19 vs. Alabama A&M (11/26/14)
3PT FG Made	
3PT FG Att.	
FT Made	10 vs. LSU (3/2/14)
FT Att.	16 vs. LSU (3/2/14)
Assists	2 - 3X, last vs. Vanderbilt (1/25/15)
Steals	5 vs. Miss. State (2/22/15)
Blocks	3 vs. Miss. State (2/20/14)
Minutes	42 at Auburn (2/27/14)

SEC HIGHS

Points	22 at Auburn (2/27/14)
Rebounds	15 vs. Miss. State (2/20/14)
FG Made	8 - 4X, last vs. Miss. State (2/22/15)
FG Att.	15 - 2X, last vs. LSU (3/2/14)
3PT FG Made	
3PT FG Att.	
FT Made	10 vs. LSU (3/2/14)
FT Att.	16 vs. LSU (3/2/14)
Assists	2 vs. Vanderbilt (1/25/15)
Steals	5 vs. Miss. State (2/22/15)
Blocks	5 vs. Miss. State (2/22/15)
Minutes	42 at Auburn (2/27/14)

2014-15 SEASON HIGHS

Points	29 vs. Alabama A&M (11/26)
Rebounds	12 vs. Mercer (12/14)
FG Made	13 vs. Alabama A&M (11/26)
FG Att.	19 vs. Alabama A&M (11/26)
3PT FG Made	
3PT FG Att.	
FT Made	7 vs. Georgetown (11/22)
FT Att.	14 vs. Florida A&M (11/14)
Assists	2 - 2X, last vs. Vanderbilt (1/25)
Steals	5 vs. Miss. State (2/22)
Blocks	1 - 5X, last at Miss. State (1/18)
Minutes	39 vs. Miss. State (2/22)

2015-16

Sat out the 2015-16 season.

2014-15 (SOPHOMORE)

Southeastern Conference Academic Honor Roll ... earned Black Scholars Award recognition at Alabama's Crimson Choice Awards show ... member of the Alpha Lambda Delta honor society ... named the SEC Player of the Week on Nov. 24 after putting up 20-plus points in three of four games ... played in and started 31 games ... team's leader in points (13.7 ppg) and rebounds (6.1 rpg) ... scored 20-plus points in six games this season for the Tide ... had four double-doubles throughout season ... collected the sixth double-double of her career in 2014-15 season opener with 21 points and 11 rebounds against Florida A&M ... second on the team in points (8) and minutes (30) against Duke ... led the team with 26 points in 37 minutes against Jacksonville State ... had a team-best 24 points, while adding eight rebounds and an assist to help lead the Tide to its win at Kansas ... scored a game-high tying 15 points in addition to five rebounds, one assist and one steal vs. Georgetown ... recorded her second double-double of the season against Temple, finishing with 20 points and 11 rebounds ... notched a career-high 29 points in addition to 10 rebounds against Alabama A&M for her third double-double of the season ... added nine rebounds, seven points, two steals and a block vs. No. 12 Nebraska ... registered her fourth double-double of the season with 12 points and 12 rebounds against Mercer ... had 12 points, six rebounds and a career-best three steals to lead the team at Georgia ... led Alabama with two steals vs. Vanderbilt ... hauled in a game-high 12 rebounds against Arkansas ... scored a game-high 15 points at LSU ... contributed 10 points, seven rebounds and a steal in the win vs. Missouri ... led Alabama with 15 points and seven rebounds at Texas A&M ... had a game-high 18 points in addition to seven rebounds and one steal at Tennessee ... led the Tide with 21 points while setting a career high with five steals in a season-high 39 minutes against Mississippi State ... added 15 points, six rebounds and three steals at Auburn ... scored a game-high 21 points in 37 minutes of action against Vanderbilt in the SEC Tournament.

2013-14 (FRESHMAN)

Southeastern Conference All-Freshman Team ... SEC First-Year Honor Roll ... appeared in all 30 games and made the start at forward in the last 23 contests for the Tide ... earned SEC Freshman of the Week honors after averaging 11.0 points and 7.0 rebounds per game in the wins at Kentucky and Georgia ... won her second SEC Freshman of the Week nod after averaging 18.0 points and 8.5 rebounds in wins over Mississippi State and Vanderbilt ... named to the Cavalier Classic All-Tournament Team after averaging 18.0 points and 8.5 rebounds on the weekend ... the Tide's leading rebounder in 14 games and the leading scorer on seven occasions ... led Alabama in rebounds (6.6 pg), field goal percentage (.496) and made free throws (107) and finished third on the team in scoring (12.4 pg) ... notched five double-doubles on the season ... ended her freshman campaign with 373 total points, recording double-digit points in 21 of the Tide's 30 games ... grabbed

10 rebounds in the SEC Tournament against LSU ... notched her fifth double-double with 14 points and 10 boards in the win over LSU ... led the Tide with 22 points, six rebounds and two steals at Auburn ... added 18 points in the win at Vanderbilt ... recorded her fourth double-double in the overtime win against Mississippi State with 18 points, a career-high 15 rebounds, three blocks, one assist and one steal ... had a solid 19 points and nine boards vs. Texas A&M ... added 12 points, five rebounds and one block in the win at Missouri ... notched her third double-double against Florida with 20 points and 10 boards ... had a solid performance in win vs. Georgia with 16 points, nine rebounds, one assist and one steal ... went 7-for-9 from the floor, finishing with 16 points at South Carolina ... collected 14 points, six rebounds and one assist in the win over Ole Miss ... recorded her second double-double vs. Coppin State with 15 points and 10 boards ... led the Tide offense with 21 points against Princeton ... grabbed her first career double-double with 22 points and 11 rebounds in the overtime win against Troy ... contributed 15 points, nine rebounds and a pair of steals in the win over Jacksonville ... in her first career start, scored a team-high 18 points against UT Martin ... was a key component in the Tide's first win of the season against Wisconsin, going 8-for-8 from the free throw line, finishing with 18 points, eight rebounds and one assist ... in her debut in crimson and white, scored 10 points and grabbed three rebounds at Chattanooga.

HIGH SCHOOL

No. 51 forward in the 2013 class according to ESPN.com ... named to the 2013 Georgia Sportswriters All-State Second Team ... surpassed the 1,000-point and 1,000-rebound milestones in high school career ... Atlanta Tipoff Club All-Metro Atlanta Honorable Mention selection ... led Alcovy High School, coached by Kidada Holtzclaw, to the Class AAAA final four as a junior ... averaged 16.0 points and 16.0 rebounds as a junior ... did not begin playing basketball until 2008 ... also ran track in high school and holds the school record in the 200m, 400m and was on the school-record 4X100m and 4x400m teams ... played AAU for Guy Coleman on the Big South Dream Team.

PERSONAL

Born Jan. 4, 1995 ... daughter of Coletta and Charlie Williams ... has a brother, Quinten ... majoring in criminal justice.

PROFILES

WILLIAMS' GAME-BY-GAME STATS

2013-14

Opponent	Date	Min	FG-FGA	3FG-FGA	FT-FTA	Off-Def-Tot	PF	A	TO	Bk	Stl	Pts
at Chattanooga	11/8	14	4-5	0-0	2-2	3-0-3	3	0	1	0	0	10
at Nebraska	11/11	17	1-3	0-0	2-2	2-3-5	0	1	2	0	1	4
at Duke	11/17	17	1-2	0-0	0-3	1-1-2	1	0	1	0	1	2
Wisconsin	11/21	16	5-8	0-0	8-8	3-5-8	1	1	1	0	0	18
Alabama A&M	11/25	21	3-8	0-0	4-5	2-4-6	1	0	1	0	0	10
at Saint Mary's	11/29	17	2-6	0-0	1-6	1-1-2	1	1	1	1	0	5
vs. CS Fullerton	11/30	26	3-9	0-0	1-3	3-5-8	1	1	3	0	0	7
UT Martin	12/4*	26	8-12	0-0	2-4	2-1-3	2	2	2	0	2	18
Houston	12/8*	20	0-3	0-0	0-0	1-3-4	2	0	6	1	0	0
Jacksonville	12/17*	28	5-12	0-0	5-7	4-5-9	0	0	2	0	2	15
Troy	12/20*	35	8-14	0-0	6-11	5-6-11	4	0	2	0	0	22
vs. Princeton	12/28*	35	8-10	0-0	5-10	3-3-6	4	0	1	0	1	21
vs. Coppin State	12/29*	34	7-10	0-0	1-3	1-9-10	2	1	3	0	0	15
Kentucky	1/2*	32	4-11	0-0	3-4	4-2-6	3	1	4	0	0	11
at Texas A&M	1/5*	32	3-4	0-0	0-2	4-2-6	1	0	2	0	0	6
Ole Miss	1/12*	27	5-12	0-0	4-5	2-4-6	2	1	2	0	0	14
Auburn	1/16*	33	4-10	0-0	4-4	4-2-6	4	1	1	0	0	12
at South Carolina	1/19*	26	7-9	0-0	2-5	4-0-4	3	0	1	0	0	16
at Kentucky	1/23*	29	2-9	0-0	2-6	1-4-5	4	0	6	0	1	6
Georgia	1/26*	30	7-8	0-0	2-3	3-6-9	1	1	2	0	1	16
at Florida	1/30*	35	8-14	0-0	4-4	5-5-10	3	0	4	0	0	20
Tennessee	2/2*	22	0-5	0-0	6-8	2-2-4	3	1	4	0	0	6
at Missouri	2/9*	28	5-8	0-0	2-6	1-4-5	4	0	1	1	0	12
at Arkansas	2/13*	24	3-6	0-0	5-11	2-2-4	1	0	4	0	1	11
Texas A&M	2/16*	36	6-11	0-0	7-10	4-5-9	1	0	2	0	0	19
Mississippi State	2/20*	37	6-13	0-0	6-10	5-10-15	2	1	1	3	1	18
at Vanderbilt	2/23*	27	7-10	0-0	4-7	3-3-6	4	0	1	0	1	18
at Auburn	2/27*	42	8-15	0-0	6-9	2-4-6	2	0	2	0	2	22
LSU	3/2*	35	2-15	0-0	10-16	5-5-10	2	0	6	0	1	14
vs. LSU	3/6*	27	1-5	0-0	3-8	6-4-10	3	0	4	0	1	5
TOTALS		828	133-268	0-0	107-182	88-110-198	65	13	73	6	16	373

2014-15

Opponent	Date	Min	FG-FGA	3FG-FGA	FT-FTA	Off-Def-Tot	PF	A	TO	Bk	Stl	Pts
Florida A&M	11/14*	35	8-10	0-0	5-14	4-7-11	0	0	3	0	2	21
Duke	11/16*	30	3-5	0-0	2-4	0-1-1	0	1	5	1	2	8
Jacksonville State	11/18*	37	10-16	0-0	6-10	2-7-9	1	2	6	0	0	26
at Kansas	11/21*	35	9-12	0-0	6-10	4-4-8	4	1	2	0	0	24
vs. Georgetown	11/22*	24	4-5	0-0	7-11	3-2-5	4	1	4	0	1	15
vs. Temple	11/23*	31	8-10	0-0	4-10	1-10-11	3	0	2	0	1	20
Alabama A&M	11/26*	26	13-19	0-0	3-4	8-2-10	2	0	3	0	1	29
vs. Quinnipiac	11/30*	29	6-17	0-0	0-0	4-1-5	4	0	5	0	0	12
USC Upstate	12/2*	23	3-6	0-0	3-7	1-0-1	3	1	5	1	1	9
UT Martin	12/4*	32	4-7	0-0	3-8	2-1-3	2	1	5	0	1	11
Nebraska	12/7*	31	3-9	0-0	1-4	5-4-9	3	0	4	1	2	7
Mercer	12/14*	34	6-17	0-0	0-4	5-7-12	2	0	3	0	0	12
Arkansas-Pine Bluff	12/16*	11	3-8	0-0	1-3	1-3-4	1	0	3	0	0	7
New Orleans	12/21*	22	2-4	0-0	5-9	1-2-3	1	0	2	0	1	9
Mississippi Valley State	12/28*	18	1-3	0-0	6-8	1-2-3	3	1	5	0	2	8
Kentucky	1/2*	30	6-10	0-0	1-3	4-3-7	1	0	5	0	0	13
at Georgia	1/4*	32	4-9	0-0	4-10	3-3-6	2	0	3	1	3	12
South Carolina	1/8*	26	4-7	0-0	2-2	0-2-2	1	0	2	0	0	10
at Mississippi State	1/18*	33	3-8	0-0	3-7	4-5-9	3	0	4	1	0	9
Auburn	1/22*	31	5-11	0-0	1-3	3-2-5	3	1	4	0	1	11
Vanderbilt	1/25*	37	3-7	0-0	6-8	2-5-7	1	2	2	0	2	12
at South Carolina	1/29*	27	2-6	0-0	4-7	0-3-3	5	1	4	0	2	8
Arkansas	2/1*	32	2-5	0-0	4-7	3-9-12	4	0	6	1	0	8
at LSU	2/8*	36	7-12	0-0	1-2	0-4-4	3	1	5	0	2	15
Missouri	2/12*	32	3-7	0-0	4-6	1-6-7	2	0	2	0	1	10
at Texas A&M	2/16*	36	5-14	0-0	5-5	2-5-7	1	0	3	0	1	15
at Tennessee	2/19*	28	8-11	0-0	2-3	2-5-7	0	0	1	0	1	18
Mississippi State	2/22*	39	8-11	0-0	5-11	1-4-5	2	0	3	1	5	21
Florida	2/26*	32	3-6	0-0	3-7	1-3-4	3	2	4	0	1	9
at Auburn	3/1*	25	6-9	0-0	3-10	3-3-6	3	0	3	0	3	15
vs. Vanderbilt	3/4*	37	10-15	0-0	1-2	0-3-3	3	0	2	0	0	21
TOTALS		931	162-296	0-0	101-199	71-118-189	70	15	110	7	36	425

*INDICATES GAMES STARTED



PROFILES

CAREER STATS

Year	GP	GS	Min	Avg	FG	FGA	Pct	3FG	3FGA	Pct	FT	FTA	Pct	Off	Def	Tot	Avg	PF	FO	A	TO	Bk	Stl	Pts	Avg
2013-14	30	23	828	27.6	133	268	.496	0	0	.000	107	182	.588	88	110	198	6.6	65	0	13	73	6	16	373	12.4
2014-15	31	31	931	30.0	162	296	.547	0	0	.000	101	199	.508	71	118	189	6.1	70	1	15	110	7	36	425	13.7
TOTAL	61	54	1759	28.8	295	564	.523	0	0	.000	208	381	.546	159	228	387	6.3	135	1	28	183	13	52	798	13.1

PLAYER PROFILES



5

5-6 • Junior

Guard

ALANA DA SILVA

Sao Paulo, Brazil (New Mexico JC)

2014-16 (AT NEW MEXICO JUNIOR COLLEGE)


2015-16 National Junior College Athletic Association Honorable Mention All-American ... two-time Western Junior College Athletic All-Conference Team ... 2015 WJCAC Freshman of the Year ... averaged 8.3 points, 2.5 rebounds and 3.5 assists per contest in 2015-16 ... started in 25 of the 26 games she played in during her sophomore season ... recorded a 2.0 assist-to-turnover ratio, ranking her 31st amongst NJCAA Division I student-athletes that played in 25 games or more ... scored a season-best 22 points on 7-of-11 shooting from the floor and a 6-of-6 performance from the free throw line, playing all 40 minutes against South Plains ... averaged 7.4 points, 4.0 assists, 2.7 rebounds and 2.6 steals per game as a freshman ... guided the Thunderbirds to the Region 5 championship and the NJCAA national tournament quarterfinals in 2015 ... played in, and started, all 33 games, including New Mexico's season opener, where da Silva finished with a career-high 13 assists, seven steals, six points and five rebounds.

HIGH SCHOOL

Member of the Brazilian National Team ... led U19 team to a sixth-place finish in the FIBA World Championships.

PERSONAL

Born Sept. 23, 1994 ... daughter of Vera Lucia de Fatima Simao and Arlindo Goncalo da Silva ... has three brothers, Aineam, Alexandre and Andeouam and one sister, Amanda ... majoring in general studies human environmental science.





25

6-5 • Freshman

Forward

ASHLEY KNIGHT


Austin, Texas (Lyndon B. Johnson HS)

HIGH SCHOOL

Ranked No. 16 post in the 2016 class on the espnW 100 ... 2016 First Team All-Centex ... 2016 Texas Association of Basketball Coaches 5A Region IV All-Region Team ... 2016 District 26-5A MVP ... 2015 District 26-5A First Team ... 2014 District 26-4A First Team ... 2013 District 26-4A Second Team ... helped Lyndon B. Johnson, coached by Renee Brown, to its 15th consecutive district championship in 2016 ... averaged 24.7 points and 9.7 rebounds as a senior ... put up an astounding 51 points against Reagan on Jan. 15, 2016 ... as a sophomore, averaged 7.2 points, 14.3 rebounds and 3.7 blocks per game ... both her rebound and block numbers led the district ... also a member of the Texas Elite Christian squad, coached by Brenton Christian.

PERSONAL

Born on Oct. 13, 1997 ... daughter of Lasonia and Michael Knight ... has three brothers, Eric Townsend, Fredrick Townsend and Michael Knight and two sisters, Kei Townsend and Shirelle Riley ... majoring in social work.



PROFILES

PLAYER PROFILES



13

5-7 • Junior

Guard

COCO KNIGHT

Bay Minette, Ala. (Shelton State CC)

2014-16 (AT SHELTON STATE COMMUNITY COLLEGE)


2016 National Junior College Athletic Association (NJCAA) All-America Second Team ... led the Buccaneers to a third-place finish at the national championship and the District N championship ... jersey selected to the Women's Basketball Hall of Fame's "Ring of Honor," which celebrates the accomplishments of young athletes from across the country ... Alabama Community College Conference (ACCC) champion at Shelton State ... 2016 ACCC Tournament MVP ... 2016 North Division Player of the Year ... 2016 first team all-region ... 2015 and 2016 ACCC All-Tournament Team ... two-time ACCC Player of the Week in 2016 ... in 36 games averaged 14.6 points on 44.5 percent shooting from field, 4.8 rebounds, 2.7 steals and 2.7 assists per game ... finished the 2015-16 season with 98 total steals, ranking 11th nationally ... started in all but the first five games as a sophomore ... scored in double figures 29 times ... recorded 20 or more points on seven occasions, reaching a high of 26 against Chipola on Nov. 14 ... notched four double-doubles, two of which came in the tournament ... played in 32 games throughout the 2014-15 season ... averaged 9.3 points, 3.2 rebounds and 1.9 assists as a freshman.

HIGH SCHOOL

Led Baldwin County, coached by Robert Wills, to the 6A south regional as a senior in 2014 ... scored 21 points in the final game of her high school career ... 2014 Coastal Alabama Girls Sweet 16 Third Team ... 2011 6A South Region All-Tournament Team ... pulled up to play varsity as an eighth grader after leading her middle school team to the county championship.

PERSONAL

Born March 24, 1995 ... daughter of Holly Moorere and Elbert Knight ... has two sisters, Cyshieka and Alyshia ... majoring in criminal justice.





3

5-7 • Freshman

Guard

JORDAN LEWIS

Windermere, Fla. (Lake Highland Prep)

HIGH SCHOOL

2016 Orlando Sentinel Girls Basketball Player of the Year ... 2016 Class 4A State Player of the Year ... 2016 Naismith Trophy All-America Team honorable mention ... 2016 McDonald's All American Nominee ... USA TODAY High School All-State First Team for Florida ... 2016 Brighthouse Sports Network Girls Basketball Player of the Year ... 2016 Florida Association of Basketball Coaches Class 4A Player of the Year ... 2016 Lake Highland Prep Female Athlete of the Year ... 2016 Class 4A Florida Dairy Farmers Player of the Year ... 2016 Crescom Bank Invitational Most Outstanding Player ... Lake Highland Prep Girls' Basketball Most Valuable Player ... ranked 75th overall in the 2016 class on the espnW 100 ... 2015 and 2016 4A first team all-state ... Orlando Sentinel All-Area First Team ... Orlando Sentinel First Team All-Central Florida ... capped her Lake Highland Prep career with a triple-double of 21 points, 10 rebounds and 10 assists in the Class 4A championship ... also guided the Highlanders, coached by Al Honor, to the state title in 2015 where she had 23 points, 16 rebounds, four steals and three assists ... finished with 2,012 points ... made several all-tournament teams, including the 2015 Naples Invitational, where she scored 31 points in a single game, 2013 Queen of Palms Tournament and the 2011 Osceola Thanksgiving Tournament ... 2015 Think Pink Tournament Player of the Game ... averaged 17.7 points, 5.1 assists, 4.8 rebounds and 3.2 steals per game as a senior ... put up 17.8 points, 10.0 rebounds, 4.5 assists and 3.6 steals per game as a junior ... member of the varsity squad since 2011 ... also played for coach Al Honor on the Central Florida Elite team ... during the summer of 2015, was the third leading scoring in the Girls Nike EYBL, averaging 17 points, while shooting 73 percent from the free throw line ... member of the National Honor Society.

PERSONAL

Born on June 6, 1998 ... daughter of Sherene and Derek Lewis ... has two brothers, Devon and Kellan ... Devon currently plays lacrosse at Georgetown ... majoring in general business.



PROFILES

PLAYER PROFILES



10

5-9 • Sophomore

Guard

DAIJIA RUFFIN

Louisville, Ky. (UT Martin)

2015-16 (AT UT MARTIN)

Three-time Ohio Valley Conference Freshman of the Week ... OVC Player of the Week (Dec. 1, 2015) ... played 17 games in her one season at UT Martin ... averaged 14.1 points, on 47.2 percent shooting, 5.7 rebounds, 3.1 assists and 1.8 steals per for the Skyhawks ... ranked in the OVC in scoring, rebounding, field goal percentage, free throw percentage, steals and assist/turnover ratio while she was active ... scored double figure points in 14 of the 17 games she played in ... reached a season high of 22 points on two occasions ... played a career-high 40 minutes in the game against Alabama where she finished with a line of 21 points, eight rebounds, two assists, one block and one steal.

HIGH SCHOOL

Finalist for the 2014 Kentucky Miss Basketball award playing for Donna Moir at Sacred Heart Academy ... appeared in 35 contests as a senior ... averaged 21.1 points, 11.0 rebounds, 5.1 assists and 2.1 steals ... earned first team All-State honors in 2014 ... member of the second team in 2012 and 2013 ... three-time all-district and all-region selection ... named most valuable player at both the Phoenix Tournament of Champions and Naples Daily News Holiday Tournament in 2014 ... tallied 36 points and 20 rebounds against Glasgow ... averaged 20.8 points and 10.4 rebounds per game and shot 60.7 percent from the floor as a junior ... helped Sacred Heart to the Seventh Region Tournament semifinals ... selected to the Kentucky Junior All-Stars game ... recorded 30 points, seven rebounds and seven assists in the 27th District Tournament championship game ... played on the high school team since sixth grade.

PERSONAL

Born on Oct. 10, 1995 ... daughter of Danielle Ruffin ... has one brother, Christopher, and two sisters, Bailey and Brookleyn ... majoring in general studies human environmental science.





0

5-9 • Junior

Guard

LaKYESHA STENNIS

Lexington, Ky. (SW Tennessee CC)

2014-16 (AT SOUTHWEST TENNESSEE COMMUNITY COLLEGE)

2016 National Junior College Athletic Association (NJCAA) All-America Third Team ... 2015 NJCAA All-America Honorable Mention ... 2016 Tennessee Community College Athletic Association (TCCAA) Player of the Year ... 2015 and 2016 first team All-TCCAA ... scored 1,021 points in her two-year career at Southwest Tennessee, ranking her sixth in scoring in program history ... started all 29 games as a sophomore ... averaged 20.3 points, good for first in the conference and 10th nationally, in 2015-16 ... also led the Lady Saluqis in free throw percentage (.759) and steals (2.1 spg) ... scored double figures in all but two games and had 20 or more points 16 times ... chipped in a season-best 39 points, hitting 11-of-19 shots from the floor and 10-of-11 from the free throw line on Oct. 31, 2015 vs. Bossier Parish ... topped Southwest in nearly every statistical category as a freshman with 16.6 points, 5.8 rebounds, 2.9 assists and 1.9 steals per game ... recorded double figures in 21 of 26 games throughout the 2014-15 campaign with seven reaching 20 or more points.

HIGH SCHOOL

Tabbed All-City honorable mention by the Lexington Herald-Leader as a senior in 2014 at Bryan Station High School ... coached by Shawn Ransom ... averaged 26.3 points, 6.7 rebounds, 4.2 assists and 3.2 steals as a senior ... contributed 12.9 points per game as a junior ... helped lead Bryan Station to an 18-win season.

PERSONAL

Born March 18, 1996 ... daughter of Mary Alice Prince ... has two brothers, Corey and Robert, and two sisters, Alesha and Marissa ... majoring in general studies human environmental science.



PROFILES

2015-16 REVIEW

2015-16 OVERALL GAME STATISTICS

Record: 15-16 • Home: 13-4 • Away: 0-11 • Neutral: 2-1

No.	Name	GP-GS	Min/Avg	FG-FGA	Pct	3FG-3FGA	Pct	FT-FTA	Pct	Off	Def	Tot	Avg	PF-FO	A	TO	Blk	Stl	Pts/Avg			
11	Cook, Hannah	31-31	925/29.8	117-310	.377	70-192	.365	68-93	.731	36	144	180	5.8	78-2	35	77	3	54	372/12.0			
15	Knight, Meoshonti	31-31	863/27.8	108-277	.390	16-70	.229	82-134	.612	20	93	113	3.6	63-2	61	87	10	50	314/10.1			
01	Bolton, Quanetria	31-19	567/18.3	121-244	.496	12-43	.279	35-50	.700	57	70	127	4.1	70-1	13	34	41	17	289/9.322			
22	Middlebrook, Karyla	31-31	976/31.5	90-256	.352	15-65	.231	78-104	.750	27	103	130	4.2	75-1	83	91	5	52	273/8.813			
13	Hegstetter, Nikki	31-31	897/28.9	74-170	.435	4-21	.190	56-77	.727	74	117	191	6.2	81-3	29	69	34	36	208/6.725			
05	Hayden, Breanna	29-2	605/20.9	62-156	.397	6-25	.240	47-65	.723	25	69	94	3.2	37-0	65	56	9	19	177/6.101			
23	Wade, Shaquera	30-9	688/22.9	72-195	.369	11-43	.256	26-44	.591	46	70	116	3.9	63-0	31	48	11	38	181/6.005			
12	Foy, C'Coriea	14-0	86/6.1	16-35	.457	3-15	.200	5-7	.714	5	4	9	0.6	10-0	4	8	2	9	40/2.933			
02	Magee, Trista	19-0	261/13.7	11-48	.229	10-39	.256	6-6	1.000	4	23	27	1.4	22-0	6	9	1	8	38/2.034			
03	Carter, Khadjjah	27-1	172/6.4	15-44	.341	4-26	.154	16-17	.941	3	21	24	0.9	8-0	5	10	8	10	50/1.903			
35	Martinez, Diamante	23-0	136/5.9	10-29	.345	0-0	.000	11-18	.611	10	12	22	1.0	32-3	2	14	23	3	31/1.335			
21	Berry, Taylor	8-0	24/3.0	1-6	.167	0-4	.000	0-0	.000	0	0	0	0.0	2-0	1	2	0	2	2/0.3			
TEAM												59	65	124-4.0	0						8	0
Total		31		697-1770	.394	151-543	.278	430-615	.699	366	791	1157	37.3	541-12	335	513	147	298	1975/63.7			
Opponents		31		652-1798	.363	147-504	.292	353-506	.698	424	782	1206	38.9	625	361	587	112	237	1804/58.2			

SCORE BY PERIODS	1st	2nd	3rd	4th	Total
Alabama	446	486	512	531	1975
Opponents	457	402	440	505	1804

2015-16 SOUTHEASTERN CONFERENCE GAME STATISTICS

Record: 4-12 • Home: 4-4 • Away: 0-8

No.	Name	GP-GS	Min/Avg	FG-FGA	Pct	3FG-3FGA	Pct	FT-FTA	Pct	Off	Def	Tot	Avg	PF-FO	A	TO	Blk	Stl	Pts/Avg			
11	Cook, Hannah	16-16	503/31.4	54-153	.353	31-95	.326	38-51	.745	16	68	84	5.3	48-2	18	39	1	30	177/11.12			
15	Knight, Meoshonti	16-16	466/29.1	55-141	.390	11-39	.282	40-69	.580	6	40	46	2.9	35-2	24	46	4	32	161/10.15			
22	Middlebrook, Karyla	16-16	535/33.4	46-142	.324	8-37	.216	38-56	.679	11	59	70	4.4	46-1	30	56	3	26	138/8.611			
01	Bolton, Quanetria	16-6	300/18.8	53-116	.457	8-29	.276	17-23	.739	22	34	56	3.5	36-0	6	19	21	11	131/8.201			
23	Wade, Shaquera	15-7	377/25.1	41-102	.402	7-27	.259	15-23	.652	18	33	51	3.4	36-0	14	28	6	17	104/6.913			
13	Hegstetter, Nikki	16-16	473/29.6	29-72	.403	2-14	.143	15-23	.652	30	57	87	5.4	47-1	11	35	13	15	75/4.705			
05	Hayden, Breanna	15-2	320/21.3	22-68	.324	3-13	.231	16-24	.667	13	30	43	2.9	23-0	33	32	2	10	63/4.233			
03	Carter, Khadjjah	16-1	84/5.3	7-17	.412	0-7	.000	5-6	.833	1	8	9	0.6	2-0	2	7	1	4	19/1.225			
35	Martinez, Diamante	10-0	49/4.9	1-6	.167	0-0	.000	4-6	.667	1	2	0	0.2	8-1	0	4	1	2	6/0.603			
12	Foy, C'Coriea	3-0	11/3.7	0-4	.000	0-3	.000	1-2	.500	1	0	1	0.3	2-0	0	2	0	1	1/0.335			
02	Magee, Trista	9-0	81/9.0	0-13	.000	0-11	.000	2-2	1.000	1	7	8	0.9	6-0	3	2	1	3	2/0.234			
21	Berry, Taylor	1-0	1/1.0	0-0	.000	0-0	.000	0-0	.000	0	0	0	0.0	0-0	0	0	0	0	0/0.0			
TEAM												30	24	54-3.4	0						7	0
Total		16		308-834	.369	70-275	.255	191-285	.670	150	361	511	31.9	289-7	141	277	53	151	877/54.8			
Opponents		16		354-908	.390	73-225	.324	190-275	.691	231	412	643	40.2	313	204	287	58	132	971/60.7			

SCORE BY PERIODS	1st	2nd	3rd	4th	Total
Alabama	203	194	251	229	877
Opponents	243	223	230	275	971

2015-16 NON-CONFERENCE GAME STATISTICS

Record: 11-4 • Home: 9-0 • Away: 0-3 • Neutral 2-1

No.	Name	GP-GS	Min/Avg	FG-FGA	Pct	3FG-3FGA	Pct	FT-FTA	Pct	Off	Def	Tot	Avg	PF-FO	A	TO	Blk	Stl	Pts/Avg			
11	Cook, Hannah	15-15	422/28.1	63-157	.401	39-97	.402	30-42	.714	20	76	96	6.4	30-0	17	38	2	24	195/13.01			
01	Bolton, Quanetria	15-13	267/17.8	68-128	.531	4-14	.286	18-27	.667	35	36	71	4.7	34-1	7	15	20	6	158/10.52			
15	Knight, Meoshonti	15-15	397/26.5	53-136	.390	5-31	.161	42-65	.646	14	53	67	4.5	28-0	37	41	6	18	153/10.21			
22	Middlebrook, Karyla	15-15	441/29.4	44-114	.386	7-28	.250	40-48	.833	16	44	60	4.0	29-0	53	35	2	26	135/9.022			
13	Hegstetter, Nikki	15-15	424/28.3	45-98	.459	2-7	.286	41-54	.759	44	60	104	6.9	34-2	18	34	21	21	133/8.913			
05	Hayden, Breanna	14-0	285/20.4	40-88	.455	3-12	.250	31-41	.756	12	39	51	3.6	14-0	32	24	7	9	114/8.105			
23	Wade, Shaquera	15-2	311/20.7	31-93	.333	4-16	.250	11-21	.524	28	37	65	4.3	27-0	17	20	5	21	77/5.101			
02	Magee, Trista	10-0	180/18.0	11-35	.314	10-28	.357	4-4	1.000	3	16	19	1.9	16-0	3	7	0	5	36/3.634			
12	Foy, C'Coriea	11-0	75/6.8	16-31	.516	3-12	.250	4-5	.800	4	4	8	0.7	8-0	4	6	2	8	39/3.533			
03	Carter, Khadjjah	11-0	88/8.0	8-27	.296	4-19	.211	11-11	1.000	2	13	15	1.4	6-0	3	3	7	6	31/2.803			
35	Martinez, Diamante	13-0	87/6.7	9-23	.391	0-0	.000	7-12	.583	9	11	20	1.5	24-2	2	10	22	1	25/1.935			
21	Berry, Taylor	7-0	23/3.3	1-6	.167	0-4	.000	0-0	.000	0	0	0	0.0	2-0	1	2	0	2	2/0.3			
TEAM												29	41	70-4.7	0						1	0
Total		15		389-936	.416	81-268	.302	239-330	.724	216	430	646	43.1	252-5	194	236	94	147	1098/73.2			
Opponents		15		298-890	.335	74-279	.265	163-231	.706	193	370	563	37.5	312	157	300	54	105	833/55.5			

SCORE BY PERIODS	1st	2nd	3rd	4th	Total
Alabama	243	292	261	302	1098
Opponents	214	179	210	230	833

PLAYER GAME-BY-GAME (POINTS-REBOUNDS-ASSISTS)

OPPONENT	1 BOLTON	2 MAGEE	3 CARTER	5 HAYDEN	11 COOK	12 FOY	13 HEGSTETTER	15 KNIGHT	21 BERRY	22 MIDDLEBROOK	23 WADE	35 MARTINEZ
Alabama A&M	19-10-0	INJ	13-3-2	DNP	14-6-1	10-2-1	3-8-1	10-2-1	2-0-0	15-6-6	10-8-0	0-3-0
Appalachian State	2-3-2	INJ	5-5-0	13-5-1	15-9-1	3-0-0	17-5-2	20-8-3	0-0-0	8-2-3	8-1-1	2-2-0
Mississippi Valley State	21-2-0	INJ	11-4-1	7-3-1	10-7-1	6-0-0	5-8-0	13-3-4	0-0-0	12-5-3	9-3-1	4-4-1
Georgia State	12-5-1	3-4-0	2-0-0	0-1-0	5-4-5	DNP	14-9-1	13-4-4	DNP	12-7-3	3-8-1	8-2-0
vs. Middle Tennessee	8-2-0	3-3-0	0-0-0	4-3-2	15-15-0	0-0-0	10-6-2	7-3-5	0-0-0	9-4-1	8-4-0	0-2-0
vs. Utah Valley	2-4-0	0-0-0	0-0-0	20-4-2	9-10-0	DNP	8-6-1	16-6-1	DNP	12-2-2	0-2-1	0-0-0
at UT Martin	6-1-1	9-1-1	0-1-0	6-2-7	21-8-0	2-0-0	6-5-0	3-4-2	DNP	6-3-2	4-3-1	2-2-0
Alcorn State	14-10-1	3-2-0	DNP	10-5-3	14-0-0	14-3-0	13-5-1	6-1-1	0-0-0	12-6-5	6-8-5	5-3-1
Georgetown	13-12-0	0-2-0	DNP	11-6-1	22-4-1	0-0-0	8-6-2	4-3-4	DNP	12-2-5	8-3-2	0-0-0
North Florida	5-2-0	5-1-1	0-2-0	10-2-2	17-5-1	0-0-2	5-13-4	10-10-0	0-0-0	6-2-5	9-3-0	2-1-0
at Georgia Tech	8-4-2	8-1-0	DNP	3-3-1	11-2-1	4-2-0	7-10-0	14-8-2	DNP	0-6-4	3-6-1	0-0-0
Grambling State	14-4-0	5-2-1	0-0-0	15-6-4	3-4-1	0-1-0	17-10-3	6-6-5	DNP	4-3-2	6-3-2	2-0-0
Lipscomb	10-6-0	0-3-0	0-0-0	13-6-2	20-7-2	0-0-1	9-7-0	6-0-0	0-0-1	9-3-5	1-6-1	0-1-0
LSU	4-3-0	2-1-1	0-0-0	8-5-3	9-5-2	INJ	6-6-2	17-3-1	0-0-0	10-5-2	6-0-1	0-0-0
at Kentucky	6-5-0	0-0-1	4-1-0	3-2-1	10-4-1	DNP	5-8-2	7-2-1	DNP	12-4-2	0-1-0	1-1-0
Vanderbilt	9-1-0	0-1-0	0-1-0	10-8-2	7-3-0	DNP	3-7-1	4-3-1	DNP	9-2-3	6-3-2	DNP
at Auburn	8-1-0	0-0-0	0-0-0	3-3-5	19-10-0	DNP	4-5-0	9-0-1	DNP	7-2-4	9-3-1	DNP
Georgia	6-2-0	0-1-1	6-0-1	2-2-2	14-7-0	DNP	10-11-1	3-5-2	DNP	17-1-2	6-3-0	0-0-0
at Florida	11-1-0	0-0-0	1-0-0	2-4-5	16-4-1	DNP	3-3-0	23-3-2	DNP	3-4-0	13-1-1	0-0-0
at Vanderbilt	12-3-0	0-0-0	2-1-0	DNP	13-5-2	0-0-0	2-3-1	12-3-4	DNP	7-1-1	4-3-1	0-1-0
Texas A&M	16-5-0	0-2-0	0-1-0	2-2-2	4-4-0	0-0-0	4-4-0	8-3-3	DNP	15-4-3	7-2-0	0-0-0
at Tennessee	4-4-2	0-3-0	2-1-1	3-1-0	8-2-0	1-1-0	2-4-0	11-5-2	DNP	8-4-1	INJ	3-0-0
Ole Miss	4-2-2	INJ	0-1-0	0-3-2	12-9-0	DNP	9-10-1	14-4-0	DNP	5-5-0	4-3-2	DNP
Auburn	9-4-1	INJ	0-0-0	0-2-1	5-3-1	DNP	7-3-0	16-2-0	DNP	4-9-2	14-9-0	0-0-0
at Missouri	4-2-0	INJ	0-1-0	0-0-0	15-4-3	DNP	6-4-0	7-2-3	DNP	11-6-2	7-5-0	2-0-0
at Arkansas	19-9-0	INJ	0-0-0	4-2-3	24-5-6	DNP	0-3-0	8-1-1	DNP	4-5-5	8-5-3	0-0-0
South Carolina	5-5-1	INJ	2-0-0	7-0-1	3-5-0	DNP	3-6-1	7-3-0	DNP	8-6-1	11-3-1	DNP
Tennessee	5-3-0	INJ	2-1-0	9-4-3	10-10-1	DNP	7-8-0	4-2-2	DNP	13-6-0	4-6-1	DNP
at Mississippi State	9-4-0	INJ	0-1-0	10-5-3	8-4-1	DNP	4-2-2	11-5-1	DNP	5-6-2	5-4-1	DNP
vs. LSU	12-4-0	INJ	INJ	2-1-0	8-9-1	DNP	5-3-0	15-4-1	DNP	7-3-4	0-4-1	DNP
at Tulane	12-2-0	INJ	0-0-0	0-4-6	11-6-2	DNP	6-3-1	10-5-4	DNP	11-3-3	2-3-0	DNP

POINT PRODUCTION

OPPONENT	BACK COURT	FRONT COURT	STARTERS	RESERVES	SENIORS	JUNIORS	SOPHOMORES	FRESHMEN
Alabama A&M	74	22	61	35	16	0	58	22
Appalachian State	72	21	62	31	22	13	47	11
Mississippi Valley State	68	30	61	37	16	7	60	15
Georgia State	38	34	56	16	16	0	50	6
vs. Middle Tennessee	46	18	49	15	10	4	39	11
vs. Utah Valley	57	10	47	20	8	20	39	0
at UT Martin	51	14	42	23	6	6	38	15
Alcorn State	65	32	59	38	13	10	51	23
Georgetown	57	21	59	19	8	11	51	8
North Florida	57	12	43	26	5	10	40	14
at Georgia Tech	43	15	40	18	7	3	33	15
Grambling State	39	33	44	28	17	15	29	11
Lipscomb	49	19	54	14	9	13	45	1
LSU	52	10	46	16	6	8	40	8
at Kentucky	36	12	8	40	9	3	36	0
Vanderbilt	36	12	33	15	3	10	29	6
at Auburn	47	12	42	17	4	3	43	9
Georgia	48	16	50	14	16	2	40	6
at Florida	58	14	56	16	4	2	53	13
at Vanderbilt	38	14	38	14	4	0	44	4
Texas A&M	36	20	38	18	4	2	43	7
at Tennessee	33	9	33	9	4	3	34	1
Ole Miss	35	13	44	4	9	0	35	4
Auburn	39	16	46	9	7	0	34	14
at Missouri	40	12	46	6	6	0	39	7
at Arkansas	48	19	44	23	0	4	55	8
South Carolina	38	8	32	14	5	7	23	11
Tennessee	42	12	36	18	9	9	32	4
at Mississippi State	39	13	33	19	4	10	33	5
vs. LSU	32	17	35	14	5	2	42	0
at Tulane	34	18	40	12	6	0	44	2
TOTALS	1,447	528	1,377	598	257	177	1,279	261

2015-16 REVIEW

STARTING LINEUPS

OPPONENT	RESULT	POINT GUARD	GUARD	GUARD	FORWARD	FORWARD
Alabama A&M	W, 96-44	Karyla Middlebrook	Meoshonti Knight	Hannah Cook	Nikki Hegstetter	Quanetria Bolton
Appalachian State	W, 93-59	Karyla Middlebrook	Meoshonti Knight	Hannah Cook	Nikki Hegstetter	Quanetria Bolton
Mississippi Valley State	W, 98-35	Karyla Middlebrook	Meoshonti Knight	Hannah Cook	Nikki Hegstetter	Quanetria Bolton
Georgia State	W, 72-56	Karyla Middlebrook	Meoshonti Knight	Hannah Cook	Nikki Hegstetter	Quanetria Bolton
vs. Middle Tennessee	W, 64-46	Karyla Middlebrook	Meoshonti Knight	Hannah Cook	Nikki Hegstetter	Quanetria Bolton
vs. Utah Valley	W, 67-60	Karyla Middlebrook	Meoshonti Knight	Hannah Cook	Nikki Hegstetter	Quanetria Bolton
at UT Martin	L, 65-83	Karyla Middlebrook	Meoshonti Knight	Hannah Cook	Nikki Hegstetter	Quanetria Bolton
Alcorn State	W, 97-50	Karyla Middlebrook	Meoshonti Knight	Hannah Cook	Nikki Hegstetter	Quanetria Bolton
Georgetown	W, 78-66	Karyla Middlebrook	Meoshonti Knight	Hannah Cook	Nikki Hegstetter	Quanetria Bolton
North Florida	W, 69-47	Karyla Middlebrook	Meoshonti Knight	Hannah Cook	Nikki Hegstetter	Quanetria Bolton
at Georgia Tech	L, 58-70	Karyla Middlebrook	Meoshonti Knight	Hannah Cook	Nikki Hegstetter	Quanetria Bolton
Grambling State	W, 72-57	Karyla Middlebrook	Meoshonti Knight	Hannah Cook	Nikki Hegstetter	Quanetria Bolton
Lipscomb	W, 68-49	Karyla Middlebrook	Meoshonti Knight	Hannah Cook	Nikki Hegstetter	Quanetria Bolton
LSU	W, 62-45	Karyla Middlebrook	Meoshonti Knight	Hannah Cook	Nikki Hegstetter	Quanetria Bolton
at Kentucky	L, 48-73	Karyla Middlebrook	Meoshonti Knight	Hannah Cook	Nikki Hegstetter	Quanetria Bolton
Vanderbilt	L, 48-54	Karyla Middlebrook	Meoshonti Knight	Hannah Cook	Breanna Hayden	Nikki Hegstetter
at Auburn	L, 59-72	Karyla Middlebrook	Meoshonti Knight	Hannah Cook	Breanna Hayden	Nikki Hegstetter
Georgia	W, 64-50	Karyla Middlebrook	Meoshonti Knight	Hannah Cook	Nikki Hegstetter	Quanetria Bolton
at Florida	L, 72-80	Karyla Middlebrook	Meoshonti Knight	Hannah Cook	Nikki Hegstetter	Quanetria Bolton
at Vanderbilt	L, 52-67	Karyla Middlebrook	Meoshonti Knight	Hannah Cook	Shaquera Wade	Nikki Hegstetter
Texas A&M	L, 56-59	Karyla Middlebrook	Meoshonti Knight	Hannah Cook	Shaquera Wade	Nikki Hegstetter
at Tennessee	L, 42-70	Karyla Middlebrook	Meoshonti Knight	Hannah Cook	Nikki Hegstetter	Quanetria Bolton
Ole Miss	W, 48-37	Karyla Middlebrook	Meoshonti Knight	Hannah Cook	Nikki Hegstetter	Quanetria Bolton
Auburn	L, 55-59	Karyla Middlebrook	Meoshonti Knight	Hannah Cook	Shaquera Wade	Nikki Hegstetter
at Missouri	L, 52-63	Karyla Middlebrook	Meoshonti Knight	Hannah Cook	Shaquera Wade	Nikki Hegstetter
at Arkansas	L, 67-69	Karyla Middlebrook	Meoshonti Knight	Hannah Cook	Shaquera Wade	Nikki Hegstetter
South Carolina	L, 46-66	Karyla Middlebrook	Meoshonti Knight	Hannah Cook	Shaquera Wade	Nikki Hegstetter
Tennessee	W, 54-46	Karyla Middlebrook	Meoshonti Knight	Hannah Cook	Khadijah Carter	Nikki Hegstetter
at Mississippi State	L, 52-61	Karyla Middlebrook	Meoshonti Knight	Hannah Cook	Shaquera Wade	Nikki Hegstetter
vs. LSU	L, 49-58	Karyla Middlebrook	Meoshonti Knight	Hannah Cook	Shaquera Wade	Nikki Hegstetter
at Tulane	L, 52-53	Karyla Middlebrook	Meoshonti Knight	Hannah Cook	Shaquera Wade	Nikki Hegstetter

ALABAMA RECORD WHEN ...

At home	13-4	Fewer FT att. than opp.	2-8
At Foster Auditorium	11-4	Same FT att. as opp.	0-2
At Coleman Coliseum	2-0	40% or better on 3PT	2-2
On the road	0-11	Less than 40% on 3PT	13-14
At neutral sites	2-1	More turnovers than opp.	5-8
In SEC games	4-12	Fewer turnovers than opp.	10-8
SEC home games	4-4	Same turnovers as opp.	
SEC road games	0-8	Scoring 80 or more points	4-0
In non-conference games	11-4	Scoring 70-79 points	3-1
In overtime		Scoring 60-69 points	6-2
In games decided by ...		Scoring 50-59 points	1-8
5 points or fewer	0-4	Scoring fewer than 50 points	1-5
6-10 points	2-4	Allowing 80 or more points	0-2
11 points or more	13-8	Allowing 70-79 points	0-4
Leading at the half	14-2	Allowing 60-69 points	2-5
Trailing at the half	0-14	Allowing 50-59 points	4-5
Tied at the half	1-0	Allowing fewer than 50 points	9-0
Shooting 40% or better	8-5	On Sunday	5-4
Shooting less than 40%	7-11	On Monday	3-2
Opp. better than 40%	1-9	On Tuesday	1-0
Opp. 40% or less	14-7	On Wednesday	0-3
Shooting better than opp.	15-4	On Thursday	2-6
Shooting worse than opp.	0-12	On Friday	2-1
Outrebounding opp.	9-3	On Saturday	2-0
Opp. outrebounds UA	4-12	In November	6-0
Rebounds are tied	2-1	In December	5-2
70% or better on FT	11-6	In January	2-7
70% or less on FT	4-10	In February	2-5
More FT att. than opp.	13-6	In March	0-2

GAME-BY-GAME HIGHS

OPPONENT	RESULT	POINTS	REBOUNDS	ASSISTS	STEALS	BLOCKS
Alabama A&M	W, 96-44	19, Bolton	10, Bolton	6, Middlebrook	4, Carter	6, Martinez
Appalachian State	W, 93-59	20, Knight	9, Cook	3, Knight 3, Middlebrook	3, Cook 3, Wade	5, Martinez
Mississippi Valley State	W, 98-35	21, Bolton	8, Hegstetter	4, Knight	3, Foy	4, Martinez
Georgia State	W, 72-56	14, Hegstetter	9, Hegstetter	5, Cook	4, Middlebrook	2, Hegstetter
vs. Middle Tennessee	W, 64-46	15, Cook	15, Cook	5, Knight	3, Knight	1, Bolton 1, Hegstetter 1, Martinez
vs. Utah Valley	W, 67-60	20, Hayden	10, Cook	2, Hayden 2, Middlebrook	3, Middlebrook	4, Hegstetter
at UT Martin	L, 65-83	21, Cook	8, Cook	7, Hayden	2, Magee	2, Hegstetter
Alcorn State	W, 97-50	14, Bolton 14, Cook 14, Foy	10, Bolton	5, Middlebrook 5, Wade	5, Wade	4, Bolton
Georgetown	W, 78-66	22, Cook	12, Bolton	5, Middlebrook	2, Cook 2, Knight	1, Hegstetter
North Florida	W, 69-47	17, Cook	13, Hegstetter	5, Middlebrook	3, Cook 3, Hegstetter 3, Knight	1, Hayden 1, Hegstetter 1, Knight 1, Martinez
at Georgia Tech	L, 58-70	14, Knight	10, Hegstetter	4, Middlebrook	2, Foy 2, Hegstetter 2, Middlebrook	1, Bolton 1, Cook 1, Hegstetter 1, Knight 1, Middlebrook
Grambling State	W, 72-57	17, Hegstetter	10, Hegstetter	5, Knight	2, Hegstetter 2, Wade	2, Hayden 2, Hegstetter 2, Knight
Lipscomb	W, 68-49	20, Cook	7, Cook 7, Hegstetter	5, Middlebrook	3, Cook 3, Middlebrook	1, Bolton 1, Hegstetter
LSU	W, 62-45	17, Knight	6, Hegstetter	3, Hayden	6, Knight	1, Hegstetter
at Kentucky	L, 48-73	12, Middlebrook	8, Hegstetter	2, Hegstetter 2, Middlebrook	3, Knight	2, Bolton
Vanderbilt	L, 48-54	10, Hayden	8, Hayden	3, Middlebrook	3, Knight	2, Hegstetter
at Auburn	L, 59-72	19, Cook	10, Cook	5, Hayden	3, Wade	1, Bolton 1, Hegstetter 1, Wade
Georgia	W, 64-50	17, Middlebrook	11, Hegstetter	2, Hayden 2, Knight 2, Middlebrook	3, Hegstetter	3, Bolton
at Florida	L, 72-80	23, Knight	4, Cook 4, Hayden 4, Middlebrook	5, Hayden	6, Knight	1, Bolton 1, Middlebrook
at Vanderbilt	L, 52-67	13, Cook	5, Cook	4, Knight	2, Middlebrook	2, Bolton
Texas A&M	L, 56-59	16, Bolton	5, Bolton	3, Knight 3, Middlebrook	3, Cook 3, Middlebrook	1, Bolton 1, Martinez 1, Middlebrook
at Tennessee	L, 42-70	11, Knight	5, Knight	2, Bolton 2, Knight	2, Cook 2, Middlebrook 2, Martinez	3, Bolton
Ole Miss	W, 48-37	14, Knight	10, Hegstetter	2, Bolton 2, Hayden 2, Wade	4, Cook	2, Bolton 2, Hegstetter
Auburn	L, 55-59	16, Knight	9, Middlebrook 9, Wade	2, Middlebrook	4, Knight	1, Hegstetter 1, Knight 1, Middlebrook
at Missouri	L, 52-63	15, Cook	6, Middlebrook	3, Cook 3, Knight	1, Cook 1, Hegstetter 1, Knight 1, Middlebrook 1, Wade	1, Wade
at Arkansas	L, 67-69	24, Cook	9, Bolton	6, Cook	4, Cook	3, Bolton
South Carolina	L, 46-66	11, Wade	6, Hegstetter 6, Middlebrook	1, Bolton 1, Hegstetter 1, Hayden 1, Middlebrook 1, Wade	3, Knight	2, Bolton
Tennessee	W, 54-46	13, Middlebrook	10, Cook	3, Hayden	4, Middlebrook	2, Knight
at Mississippi State	L, 52-61	11, Knight	6, Middlebrook	3, Hayden	2, Cook	1, Hegstetter 1, Knight
vs. LSU	L, 49-58	15, Knight	9, Cook	4, Middlebrook	3, Cook 3, Wade	2, Bolton
at Tulane	L, 52-53	12, Bolton	6, Cook	6, Hayden	3, Hegstetter 3, Middlebrook	3, Hegstetter

2015-16 REVIEW

GAME 1

ALABAMA A&M 44
ALABAMA 96

Nov. 13, 2015 • Tuscaloosa, Ala.
Coleman Coliseum • 2,120

Alabama won its 2015-16 season opener by a score of 96-44 over Alabama A&M in Coleman Coliseum. The Tide had seven players finish in double figures. It was the largest margin of victory in program history since a 49-point victory over Alabama State, 80-31, on Dec. 1, 2010.

Sophomore Quanetria Bolton recorded her first double-double, scoring a career-high 19 points along with reeling in 10 rebounds. Sophomore Karyla Middlebrook had a complete game with 15 points as well as earning six rebounds and dishing out five assists. Sophomore Hannah Cook also recorded 14 points while senior Khadijah Carter added 13. Sophomore Meoshonti Knight, freshman C'Coriea Foy, and freshman Shaquera Wade all tallied 10 points as well.

Defensively, sophomore Diamante Martinez recorded six blocks, tying her for third in a game in the Alabama record book. As a team, the Tide finished with 14 rejections.

Alabama got off to a hot start, leading 32-10 at the end of the first quarter. Middlebrook had 13 points after the opening 10 minutes ignite the offense. The Tide's defense was also active from the start, forcing 10 turnovers in the first period of play.

The second quarter was just as dominating, with Alabama outscoring Alabama A&M 21-7. Going into the locker room, the Tide had a 53-17 lead over the Bulldogs, controlling both ends of the court. The Tide had forced 18 turnovers and blocked seven shots by halftime. Alabama hit the offensive glass hard in the first half, bringing down 11 offensive rebounds.

The second half was more balanced, as the Tide worked more players into its rotation. Alabama stayed aggressive, getting to the free throw line 22 times in the half. Alabama A&M only attempted 20 foul shots for the game. The Tide finished with at least 20 points in all four quarters.

For the game, Alabama shot 43.6 percent (34-78) while holding the Bulldogs to 27.1 percent (16-59) from the floor and forcing 28 turnovers. The Tide collected 52 rebounds, 20 of which came on the offensive end.

ALABAMA 96

Player	FG	3FG	FT	R	TP	A	MIN
Bolton*	7-14	0-1	5-8	10	19	0	22
Hegstetter*	1-4	1-1	0-0	8	3	1	21
Cook*	5-15	4-13	0-0	6	14	1	28
Knight*	3-4	0-1	4-9	2	10	1	19
Middlebrook*	5-12	0-2	5-6	6	15	6	29
Carter	4-8	1-5	4-4	3	13	2	21
Foy	4-8	0-3	2-3	2	10	1	12
Berry	1-4	0-3	0-0	2	0	0	8
Wade	4-8	0-1	2-4	8	10	0	28
Martinez	0-1	0-0	0-0	3	0	0	12
TEAM	4						
Totals	34-78	6-30	22-34	52	96	12	200

	Half (53)	Final
FG%	.463 (19-41)	.436
3FG%	.429 (6-14)	.200
FT%	.750 (9-12)	.647

ALABAMA A&M 44

Player	FG	3FG	FT	R	TP	A	MIN
Myles*	7-12	0-0	0-2	11	14	0	25
Johnson*	0-4	0-1	3-4	2	3	0	20
Martin*	1-3	0-0	2-2	4	4	0	20
DeBose*	1-2	0-0	0-0	1	2	0	11
Moffett*	1-5	0-0	0-2	3	2	4	28
Sutton	1-8	0-4	0-1	2	2	0	27
Spencer	1-4	0-1	1-2	2	3	0	12
Howard	2-7	0-1	2-2	4	4	6	14
Totten	1-6	0-1	4-6	0	6	1	17
Logan	0-6	0-0	0-0	7	0	1	20
Venson	1-2	0-0	0-0	1	2	0	6
TEAM	6						
Totals	16-59	0-8	12-20	42	44	6	200

	Half (17)	Final
FG%	.274 (5-23)	.271
3FG%	.000 (0-4)	.000
FT%	.700 (7-10)	.600

Fouls: UA 21 (Martinez, 5), AAMU 27 (Two with 2). Turnovers: UA 14 (Five with 2), AAMU 28 (Moffett, 6). Blocks: UA 14 (Martinez, 6), AAMU 0. Steals: UA 12 (Carter, 4), AAMU 5 (Sutton, 2).

GAME 2

APPALACHIAN STATE 59
ALABAMA 93

Nov. 16, 2015 • Tuscaloosa, Ala.
Foster Auditorium • 2,228

Alabama defeated the Appalachian State Mountaineers, 93-59, in Foster Auditorium. The Crimson Tide scored at least 90 points for the second consecutive game for the first time since 2001. Alabama improved to 2-0 on the season, while the Mountaineers dropped to 0-2.

Breaking her career-high in scoring while tying her career-best in rebounds, sophomore Meoshonti Knight paced the team to the victory. Knight put up 20 points, four more points than her previous best, along with bringing in eight rebounds. Senior Nikki Hegstetter scored a career-high 17 points, shooting 6-for-8 from the field, while sophomore Hannah Cook scored 15 points and junior Breanna Hayden tallied 13 points.

The game got off to a sluggish start, as both teams compiled double-digit fouls in the first quarter. Alabama converted four field goals in the opening 10 minutes, but held Appalachian State without a basket until only 32 seconds remained in the quarter. The Tide began to pull away in the second quarter, eventually taking a 51-26 advantage into the locker room. Knight led all scorers at that point with 14.

Alabama used a hot-shooting third quarter to put the game away, draining 10 of its 18 shots, including a perfect 4-of-4 from Hegstetter.

For the game, Alabama earned 32 points off of 27 forced turnovers and held the Mountaineers to 27 percent (17-64) from the floor while the Tide shot 43 percent (30-70). The Tide dished out 13 assists and rejected nine shots.

APPALACHIAN STATE 59

Player	FG	3FG	FT	R	TP	A	MIN
Marshall*	0-2	0-0	1-2	8	1	1	14
Cooper*	2-3	0-0	4-4	8	8	1	22
Wood*	2-10	1-9	0-0	0	5	0	23
Jones*	4-7	0-0	0-0	1	8	1	11
Story*	2-9	0-3	7-8	5	11	0	27
Ogunjimi	0-6	0-0	2-2	5	2	0	21
Carter	1-4	0-0	2-5	6	4	0	24
Norregaard	1-1	1-1	0-0	0	3	0	2
Craven	1-7	0-2	3-5	1	2	0	10
Doub	2-4	1-2	2-2	6	7	2	22
Buehler	0-0	0-0	0-0	0	0	0	3
Bassett-Smith	2-11	0-0	1-2	5	5	1	21
TEAM	2						
Totals	17-64	3-17	22-30	47	59	6	200

	Half (26)	Final
FG%	.143 (5-35)	.266
3FG%	.091 (1-11)	.176
FT%	.789 (15-19)	.733

ALABAMA 93

Player	FG	3FG	FT	R	TP	A	MIN
Bolton*	1-6	0-0	0-0	3	2	2	11
Hegstetter*	6-8	0-0	5-8	5	17	2	30
Cook*	6-13	2-7	1-3	9	15	1	25
Knight*	5-8	1-2	9-14	8	20	3	29
Middlebrook*	3-9	0-1	2-2	2	8	3	23
Carter	1-5	1-3	2-2	5	5	0	15
Hayden	3-7	0-0	7-8	5	13	1	18
Foy	1-3	1-3	0-0	0	3	0	11
Berry	0-0	0-0	0-0	0	0	0	3
Wade	4-9	0-0	0-0	1	8	1	23
Martinez	0-2	0-0	2-3	2	2	0	12
TEAM	7						
Totals	30-70	5-16	28-40	47	93	13	200

	Half (51)	Final
FG%	.412 (14-34)	.429
3FG%	.286 (2-7)	.313
FT%	.677 (21-31)	.700

Fouls: UA 27 (Two with 5), ASU 35 (Four with 5). Turnovers: UA 14 (Cook, 4), ASU 27 (Two with 5). Blocks: UA 9 (Martinez, 5), ASU 5 (Bassett-Smith, 3). Steals: UA 13 (Two with 3), ASU 6 (Jones, 2).

GAME 3

MISSISSIPPI VALLEY STATE 35
ALABAMA 98

Nov. 22, 2015 • Tuscaloosa, Ala.
Foster Auditorium • 2,392

Sophomore Quanetria Bolton scored a career-high 21 points to pace the Crimson Tide offense in a 98-35 win for the Alabama women's basketball team over Mississippi Valley State. With the victory, the Tide improved to 3-0 on the season, while the Devilettes dropped to 0-3 overall.

Joining Bolton in double figures was sophomore Meoshonti Knight with 13, sophomore Karyla Middlebrook with 12, senior Khadijah Carter with 11 and sophomore Hannah Cook with 10. Senior Nikki Hegstetter led the Tide in rebounds with eight, while Knight had a team-high four assists. Sophomore Diamante Martinez continued to rack up the blocks, finishing with four in 13 minutes of action.

As a team, Alabama dominated in nearly every facet of the game as the Tide finished with 16 steals, 12 blocks, 48 rebounds and had only 10 turnovers. The Devilettes committed 30 turnovers, of which UA scored 38 points off of, and were limited to 22.4 percent (13-58) from the field. Alabama took 40 free throws compared to Mississippi Valley State's 11 shots from the stripe.

The game went back and forth over the first couple possessions before Alabama scored 18 unanswered points over the next 6:08 to take a 23-4 lead. From that point on the Tide would lead comfortably throughout the game, pulling in front by as many as 64.

MISSISSIPPI VALLEY STATE 35

Player	FG	3FG	FT	R	TP	A	MIN
Stevens*	0-6	0-2	0-0	5	0	0	18
Beals*	4-12	0-0	3-9	11	11	1	33
Walters*	4-8	2-3	0-0	5	10	1	31
Jernigan*	1-10	1-6	0-0	7	3	2	38
Floyd*	2-13	1-6	0-0	3	5	0	27
Tate	2-7	0-2	0-0	2	4	0	23
Strothers	0-0	0-0	0-0	0	0	0	6
Bolden	0-2	0-0	2-2	3	2	0	24
TEAM	6						
Totals	13-58	4-19	5-11	42	35	4	200

	Half (17)	Final
FG%	.250 (7-28)	.224
3FG%	.222 (2-9)	.211
FT%	.143 (1-7)	.455

ALABAMA 98

Player	FG	3FG	FT	R	TP	A	MIN
Bolton*	9-10	2-2	1-4	2	21	0	23
Hegstetter*	1-2	0-0	3-4	8	5	0	18
Cook*	2-8	1-5	5-6	7	10	1	20
Knight*	3-7	0-3	7-7	3	13	4	27
Middlebrook*	5-10	0-2	2-4	5	12	3	23
Carter	2-7	2-6	5-5	4	11	1	18
Jernigan	2-5	0-1	3-4	3	7	1	21
Foy	2-4	0-1	2-2	0	6	0	8
Berry	0-2	0-1	0-0	0	0	0	6
Wade	4-6	1-2	0-0	3	9	1	23
Martinez	1-3	0-0	2-4	4	4	1	13
TEAM	9						
Totals	31-64	6-23	30-40	48	98	12	200

	Half (49)	Final
FG%	.486 (17-35)	.484
3FG%	.250 (3-12)	.261
FT%	.750 (12-16)	.750

Fouls: UA 12 (Four with 2), MVSU 28 (Two with 5). Turnovers: UA 10 (Hegstetter, 4), MVSU 30 (Jernigan, 8). Blocks: UA 12 (Martinez, 4), MVSU 0. Steals: UA 16 (Foy, 3), MVSU 4 (Four with 1).

GAME 4

GEORGIA STATE 56
ALABAMA 72

Nov. 24, 2015 • Tuscaloosa, Ala.
Foster Auditorium • 2,261

The Alabama women's basketball team topped the Georgia State Panthers, 72-56, at Foster Auditorium. The Crimson Tide improved to 4-0 with the victory, while the Panthers dropped to 1-3 on the year.

Senior Nikki Hegstetter brought down nine rebounds, her best effort on the glass this season, to go along with her team-high 14 points. Three other players ended the game in double figures, as sophomore Meoshonti Knight totaled 13, while fellow sophomores Quanetria Bolton and Karyla Middlebrook scored 12 each.

The teams traded baskets early, but it was Georgia State that was able to build the game's first sizable advantage late in the first quarter. The Panthers held their largest lead of the game, 19-12, with 1:35 remaining in the opening period. The score stood at 20-14 going into the second quarter, which was owned by the Alabama. The Tide opened the quarter on a 14-0 run, taking a 28-20 lead at that point. The Panthers chipped away, cutting the lead to four (32-28) at the half.

Alabama used a big second half, outscoring the Panthers 40-28, to claim the victory. The Tide shot 41.9 percent (13-31) from the field in the half and made 13 of 17 free throws. Georgia State converted just 10 of its 32 field goal attempts and turned the ball over 12 times.

Turnovers proved to be the difference, as Georgia State committed 23 compared to the Tide's 13. Alabama also shared the ball extremely well, recording 15 assists on 25 made field goals. For the game, the Tide shot 37 percent (25-68) from the floor, compared to 33 percent (21-63) for the Panthers. Alabama also made 10 more free throws than Georgia State.

GEORGIA STATE 56

Player	FG	3FG	FT	R	TP	A	MIN
K. Williams*	0-3	0-1	0-2	5	0	0	17
Tyghter*	0-4	0-1	2-2	4	2	0	16
Nichols*	0-2	0-0	0-0	1	0	0	17
Newby*	3-5	0-0	3-5	5	9	2	30
T. Jackson*	4-10	2-4	0-0	3	10	1	20
Mitchell	7-14	0-0	1-1	5	14	0	18
Henry	1-3	0-1	3-4	1	5	1	7
Cole	4-8	2-5	0-0	7	10	3	24
M. Jackson	1-4	0-1	0-0	5	2	0	21
Ponder	1-10	1-8	1-2	4	4	1	27
T. Williams	0-0	0-0	0-2	1	0	0	3
TEAM	7						
Totals	21-63	5-21	9-18	48	56	8	200

	Half (28)	Final
FG%	.355 (11-31)	.333
3FG%	.300 (3-10)	.238
FT%	.429 (3-7)	.500

ALABAMA 72

Player	FG	3FG	FT	R	TP	A	MIN
Bolton*	6-9	0-0	0-0	5	12	1	17
Hegstetter*	4-6	0-0	6-8	9	14	1	28
Cook*	2-7	1-5	0-0	4	5	5	

GAME 5

MIDDLE TENNESSEE 46
ALABAMA 64

Nov. 27, 2015 • Reno, Nev.
Lawlor Events Center • 1,857

Sophomore Hannah Cook recorded her first career double-double with 15 points and a career-high 15 rebounds to lead the Alabama women's basketball team to a 64-46 victory over Middle Tennessee in game one of the Nugget Classic, which is being played on the campus of the University of Nevada at the Lawlor Events Center. With the win, the Crimson Tide moves to 5-0 on the season, while the loss drops the Blue Raiders to 1-3.

Joining Cook in double figures was senior Nikki Hegstetter, who finished with 10. Hegstetter was also second to Cook in rebounds with six. Sophomore Meoshonti Knight led the Tide in assists with five while also recording a team-high three steals.

Both teams struggled to score in the first quarter, but it would be Alabama holding a narrow 8-7 edge following the first 10 minutes of play. The Tide began to find its rhythm in the second quarter as UA used a 15-2 run over the span of six minutes to take a 24-11 advantage over Middle Tennessee. The Blue Raiders chipped away at the Tide lead, but it would be Alabama with the seven-point buffer at the break, 26-19.

The Tide scored seven unanswered points to start the third quarter, pushing its lead out to 14. Alabama continued to pour on the points, pulling in front by as many as 27 in the game.

As a team, Alabama shot 37.3 percent from the field (19-51), including 47.8 percent (11-23) in the second half, while limiting Middle Tennessee to 16.9 percent (11-65) from the floor. The Tide had its best outing of the season thus far from beyond the arc, shooting 63.6 percent, large in part to Cook's 4-for-4 performance.

Player	FG	3FG	FT	R	TP	A	MIN
Sissom	0-8	0-3	1-2	2	1	0	20
Edwards	4-15	3-7	7-9	9	18	2	37
Petty	1-10	0-3	6-6	3	8	0	20
Reuter	2-2	0-0	0-2	4	4	0	17
Jones	0-4	0-0	0-0	7	0	2	30
Johnson	2-6	0-0	3-4	3	7	2	19
Louro	0-2	0-2	0-0	0	0	0	8
Majors	0-0	0-0	0-0	1	0	1	5
Collier	0-4	0-1	0-0	2	0	0	10
Lyon	1-1	0-0	0-0	3	2	0	21
Porter	0-0	0-0	2-2	1	2	0	3
Warden	1-3	0-1	2-6	0	4	1	10
TEAM	11						
Totals	11-65	3-25	21-33	46	46	8	200
	Half (19)		Final				
FG%	.111 (3-27)		.169				
3FG%	.091 (1-11)		.120				
FT%	.667 (12-18)		.636				

Player	FG	3FG	FT	R	TP	A	MIN
Bolton	3-8	0-0	2-2	2	8	0	16
Cook	5-8	4-4	1-2	15	15	0	27
Hegstetter	2-4	0-0	6-7	6	10	2	30
Knight	2-10	0-2	3-3	3	7	5	29
Middlebrook	2-2	0-0	5-8	4	9	1	22
Magee	1-2	1-1	0-0	3	3	0	14
Carter	0-0	0-0	0-0	0	0	0	5
Hayden	1-6	0-1	2-2	3	4	2	22
Foy	0-1	0-0	0-0	0	0	0	5
Berry	0-0	0-0	0-0	0	0	0	1
Wade	3-8	2-3	0-0	4	8	0	23
Martinez	0-2	0-0	0-0	2	0	0	6
TEAM	5						
Totals	19-51	7-11	19-24	47	64	10	200
	Half (26)		Final				
FG%	.286 (8-28)		.373				
3FG%	.500 (3-6)		.636				
FT%	.778 (7-9)		.792				

Fouls: UA 26 (Martinez, 5), MT 21 (Two with 4). Turnovers: UA 23 (Hayden, 5), MT 17 (Jones, 4). Blocks: UA 3 (Three with 1), MT 3 (Lyon, 2). Steals: UA 10 (Knight, 3), MT 11 (Sissom, 3).

GAME 6

UTAH VALLEY 60
ALABAMA 67

Nov. 28, 2015 • Reno, Nev.
Lawlor Events Center • 964

The Alabama women's basketball team, behind a career-high 20 points from junior Breanna Hayden, won the 2015 Nugget Classic after topping Utah Valley, 67-60, on Saturday at the Lawlor Events Center on the campus of the University of Nevada. With the win, the Crimson Tide moves to 6-0 for the first time since the 2002 season, while the loss drops the Wolverines to 6-2.

In addition to Hayden, Alabama had two others in double figures as sophomores Meoshonti Knight and Karyla Middlebrook finished with 16 and 12, respectively. Once again, sophomore Hannah Cook was a force on the boards as she roped in 10 to lead the game, and senior Nikki Hegstetter collected a career-high tying four blocks in her 36 minutes of action.

Utah Valley scored first, but Alabama strung together a 13-3 run over the next four minutes to take a 13-5 lead in the opening quarter. The Wolverines pulled within two at the 2:45 mark, however the Tide scored the final six points to take a 19-11 advantage heading into the second.

Alabama continued to lead throughout the next quarter, eventually reaching double digits following the three-point play from Middlebrook. Minutes later, the Tide took a 33-25 lead in to the locker room at the half.

Utah Valley outscored Alabama, 14-5, over the opening five minutes of the third quarter to take its first lead since the beginning of the game, but UA would bounce back with 10 unanswered points over a two minute span to jump back in front and lead 48-43 heading into the final quarter.

The Wolverines cut the Tide edge down to three on two occasions early in the fourth, but once again, Alabama pushed its lead out to double digits after scoring eight unanswered points, six of which were from Hayden. Utah Valley would come no closer than seven for the duration of the contest.

For the game, the Tide hit 44.3 percent (27-61) of its attempts while limiting the Wolverines to 35 percent (21-60) for the game. The teams tied in rebounds with 37 apiece. Both squads shot the ball well from the free throw line as Alabama hit 85.7 percent (12-14) and Utah Valley connected on 88.2 percent (15-17).

Player	FG	3FG	FT	R	TP	A	MIN
Seals	4-18	1-10	5-5	5	14	1	36
Agnew	1-1	0-0	2-2	5	4	7	36
McWhinney	1-5	1-5	0-0	0	3	0	17
Gordon	3-7	1-3	0-0	7	7	0	35
Loggins	4-8	0-0	2-4	4	10	1	19
Huggins	0-0	0-0	0-0	0	0	0	1
Norris	2-3	0-0	0-0	3	4	0	15
Toston	0-1	0-1	0-0	0	0	0	1
Spooner-Knight	6-14	0-3	2-2	7	14	1	28
Blanks	0-0	0-0	4-4	2	4	1	13
TEAM	4						
Totals	21-60	3-22	15-17	37	60	11	200
	Half (25)		Final				
FG%	.310 (9-29)		.350				
3FG%	.111 (1-9)		.136				
FT%	.750 (6-8)		.882				

Player	FG	3FG	FT	R	TP	A	MIN
Bolton	1-5	0-1	0-0	4	2	0	13
Cook	4-10	0-4	1-2	10	9	0	35
Hegstetter	3-8	0-0	2-2	6	8	1	36
Knight	7-14	1-2	1-2	6	16	1	34
Middlebrook	4-9	0-2	4-4	2	12	2	37
Magee	0-3	0-3	0-0	0	0	0	10
Carter	0-0	0-0	0-0	0	0	0	4
Hayden	8-10	0-1	4-4	4	20	2	22
Wade	0-2	0-1	0-0	2	0	1	9
Martinez	0-0	0-0	0-0	0	0	0	1
TEAM	3						
Totals	27-61	1-14	12-14	37	67	7	200
	Half (33)		Final				
FG%	.371 (13-35)		.443				
3FG%	.100 (1-10)		.071				
FT%	.857 (6-7)		.857				

Fouls: UA 17 (Hegstetter, 5), UV 14 (Three with 3). Turnovers: UA 13 (Cook, 5), UV 15 (Spooner-Knight, 5). Blocks: UA 5 (Hegstetter, 4), UV 3 (Loggins, 2). Steals: UA 5 (Middlebrook, 3), UV 7 (Three with 2).

GAME 7

ALABAMA 65
UT MARTIN 83

Dec. 2, 2015 • Martin, Tenn.
Elam Center • 3,018

Alabama dropped its first game of the season with an 83-65 loss to UT Martin on Wednesday at the Elam Center. The Skyhawks made 16 of their 28 field goals from beyond the arc to move to 3-4 on the year, while the loss put the Crimson Tide at 6-1.

Sophomore Hannah Cook led UA in scoring with a game-high tying 21 points. She also led the team in rebounds with eight, while junior Breanna Hayden dished out a career-best seven assists. UT Martin had four finish in double figures, led by redshirt DaiJia Ruffin and senior Haley Howard, who each had 21.

The Skyhawks led by as many as 20 during the opening 10 minutes largely due to the three-point shooting as they hit seven shots from beyond the arc in a six-minute span. Alabama, however, finished the quarter on a 9-0 run to cut its deficit to 11, 27-16, at the end of the first.

The Tide continued its run at the start of the second quarter with a three from Cook only 10 second in to pull within eight. Alabama came as close as six, but UT Martin would remain in front after the two teams traded baskets for the duration of the period and led, 40-30, at the half.

The Skyhawks continued to knock down shots, many of them threes, and pushed their lead back out to 20 at the 2:40 mark of the third quarter and remained on top by at least that many until Hayden hit the final basket with one second to spare.

As a team, Alabama shot 46.6 percent (27-58) from the floor, while UT Martin made 50.0 percent (28-56) of its attempts. The Skyhawks narrowly outrebounded the Tide, 33-30.

Player	FG	3FG	FT	R	TP	A	MIN
Ruffin	7-13	1-1	6-8	8	21	2	40
Roberts	5-8	3-4	2-2	12	15	2	39
Schubert	2-8	2-8	2-2	2	8	7	39
Ward	6-11	4-9	0-0	0	16	3	38
Howard	7-11	6-9	1-2	4	21	4	30
Robertson	0-1	0-0	0-0	1	0	0	3
Taylor	1-4	0-3	0-0	1	2	0	10
Smith	0-0	0-0	0-0	0	0	0	1
TEAM	5						
Totals	28-56	16-35	11-14	33	83	18	200
	Half (40)		Final				
FG%	.467 (14-30)		.500				
3FG%	.429 (9-21)		.457				
FT%	.750 (3-4)		.786				

Player	FG	3FG	FT	R	TP	A	MIN
Bolton	3-4	0-0	0-0	1	6	1	17
Cook	8-13	4-7	1-2	8	21	0	32
Hegstetter	3-5	0-0	0-0	5	6	0	21
Knight	1-6	0-1	1-4	4	3	2	24
Middlebrook	3-8	0-1	0-0	3	6	2	30
Magee	3-7	3-5	0-0	1	9	1	21
Carter	0-1	0-1	0-0	1	0	0	3
Hayden	3-9	0-2	0-0	2	6	7	23
Foy	1-1	0-0	0-0	0	2	0	3
Wade	1-3	0-1	2-2	3	4	1	20
Martinez	1-1	0-0	0-0	2	2	0	6
TEAM	3						
Totals	27-58	7-18	4-8	30	65	14	200
	Half (30)		Final				
FG%	.440 (11-25)		.466				
3FG%	.500 (5-10)		.389				
FT%	.500 (3-6)		.500				

Fouls: UA 19 (Hayden, 4), UTM 11 (Two with 3). Turnovers: UA 12 (Three with 2), UTM 11 (Ward, 3). Blocks: UA 6 (Two with 2), UTM 3 (Three with 1). Steals: UA 3 (Magee, 2), UTM 1 (Ruffin, 1).

GAME 8

ALCORN STATE 50
ALABAMA 97

Dec. 6, 2015 • Tuscaloosa, Ala.
Foster Auditorium • 1,394

Alabama defeated the Alcorn State Braves, 97-50, inside Foster Auditorium. Six players finished in double figures for the Crimson Tide to help move UA to 7-1 on the season while Alcorn State dropped to 1-4.

For the second time this season, sophomore Quanetria Bolton recorded a double-double, putting up 14 points along with 10 rebounds. Sophomore Hannah Cook and freshman C'Correa Foy also ended the game with 14 points. Senior Nikki Hegstetter chipped in another 13 points, while sophomore Karyla Middlebrook had 12 and junior Breanna Hayden had 10.

Both teams struggled in the opening minutes, as the Tide started the game one for its first nine attempts from the floor, while the Braves hit just one of their first six. Alabama ended the opening period with a slim lead at 18-16. The Tide heated up in the second quarter, scoring 32 points. Hegstetter closed the half with 13 points, including a 7-of-8 effort from the foul line, and Bolton poured in 12.

Alabama pulled away in the third quarter, outscoring the Braves 25-6 in the frame. The Tide put together as 12-2 run during that stretch, highlighted by threes from Middlebrook and Foy. Foy scored all 14 of her points in the second half behind 6-of-7 shooting from the field.

Alabama held Alcorn State to a 31.7 shooting percentage for the game, including just 7-of-33 (21.2 percent) in the second half. The Crimson Tide finished 37-for-77 (48.1 percent) from the field, which including a blistering 56.8 percent in the second half of play. Overall, Alabama outrebounded Alcorn State by 12 (50-38) and forced 28 turnovers that directly resulted in 29 points.

Player	FG	3FG	FT	R	TP	A	MIN
Wells	2-5	0-0	0-0	2	4	0	24
Haynes	7-22	2-6	2-4	6	18	1	33
Luton	1-6	0-2	0-0	1	2	0	30
Tolliver	0-2	0-0	0-0	2	0	0	18
Spann	3-10	0-0	0-1	6	6	4	32
Littlejohn	0-2	0-0	0-0	0	0	0	6
Sherman	1-4	0-0	0-0	0	2	0	8
McNichols	4-7	0-1	2-2	0	10	0	15
Turner	0-1	0-0	0-0	0	0	0	6
Strane	2-5	0-0	4-4	12	8	1	28
TEAM	8						
Totals	20-64	2-10	8-11	37	50	6	200
	Half (34)		Final				
FG%	.433 (13-30)		.313				
3FG%	.400 (2-5)		.200				
FT%	.857 (6-7)		.727				

Player	FG	3FG	FT	R	TP	A	MIN
Bolton	5-8	2-2	2-2	10	14	1	18
Hegstetter	3-7	0-1	7-8	5	13	1	24
Cook	4-14	2-8	4-4	0	14	0	24
Knight	3-8	2-2	0-0	1	6	1	18
Middlebrook	5-8	1-1	1-2	9	12	5	30
Magee	1-4	1-4	0-0	2	3	0	23
Hayden	5-9	0-0	0-0	5	10	3	17
Foy	6-7	2-2	0-0	3	14	0	11
Berry	0-0	0-0	0-0	0	0	0	3
Wade	3-8	0-1	0-2	8	6	5	16

2015-16 REVIEW

GAME 9

GEORGETOWN 66
ALABAMA 78

Dec. 12, 2015 • Tuscaloosa, Ala.
Foster Auditorium • 2,291

Alabama remains unbeaten at home after defeating Georgetown at Foster Auditorium. The Crimson Tide made a season-high nine three-pointers and used a 19-0 run in the third quarter to secure the victory. Alabama held the Hoyas scoreless over the final seven minutes of the third to take a 60-39 lead.

It was a sluggish opening period for both teams, as the first points of the game came more than two minutes in thanks to a jumper by sophomore Karyla Middlebrook. Georgetown would score the next four points of the frame and eventually took its largest lead of the game at 10-6 when sophomore Dorothy Adomako converted a basket. Sophomore Meoshonti Knight recorded a steal and took it all the way for a layup in the final seconds, but the Hoyas still held a 14-13 advantage after 10 minutes.

The Tide took the lead for good early in the second quarter thanks to a trey from sophomore Hannah Cook. She drained another shot from deep to give Alabama a six-point lead (25-19), and Georgetown would get no closer than two points from there. The Tide went into the locker room leading the Hoyas 35-29 after Middlebrook made two free throws with five seconds to play in the half.

Alabama took control of the game in the third quarter, outscoring Georgetown 25-10 on the strength of a dominating 19-0 run. The Tide extended its lead to eight on a Cook three, but a quick six-point run by the Hoyas trimmed the advantage to two at 41-39. That would be the final points of the quarter for the visitors, as a made shot from behind the arc by Middlebrook kicked off the decisive run.

The Hoyas did not go quietly in the final period, outscoring Alabama, 27-18. Georgetown pulled within 10 points at the 3:51 mark, but that was as close as the score would get.

Cook led the Tide with a season-high 22 points and her six three-point baskets were a career best. Sophomore Quanetria Bolton finished with a team-best and career-high 12 rebounds and added 13 points for her third double-double of the season.

Player	FG	3FG	FT	R	TP	A	MIN
Woodard*	5-14	0-1	3-3	6	13	0	30
Vitalis*	3-6	0-0	0-1	3	6	0	13
Burton*	0-1	0-0	3-4	6	3	6	27
White*	8-19	1-7	0-1	7	17	5	37
Adomako*	6-14	1-2	1-2	3	14	1	29
McCormick	1-4	0-0	0-0	1	2	0	9
King	2-4	1-2	0-0	1	5	0	11
Martin	0-0	0-0	0-0	2	0	0	10
Jackson	0-0	0-0	0-0	0	0	0	2
Battle	0-2	0-1	2-2	2	2	0	12
Belk	0-0	0-0	0-0	0	0	0	2
Ramil	2-6	0-1	0-0	3	4	0	18
TEAM	2						
Totals	27-70	3-15	9-13	36	66	12	200

	Half (29)	Final
FG%	.343 (12-35)	.386
3FG%	.111 (1-9)	.200
FT%	.800 (4-5)	.692

ALABAMA 78

Player	FG	3FG	FT	R	TP	A	MIN
Bolton*	6-10	0-3	1-2	12	13	0	27
Hegstetter*	3-7	0-1	2-2	6	8	2	30
Cook*	7-12	6-8	2-2	4	22	1	32
Knight*	2-6	0-0	0-4	3	4	4	22
Middlebrook*	3-9	2-3	4-4	2	12	5	24
Magee	0-2	0-0	0-0	2	0	0	17
Hayden	2-6	1-1	6-6	6	11	1	25
Foy	0-1	0-1	0-0	0	0	0	5
Wade	2-9	0-0	4-4	3	8	2	16
Martinez	0-0	0-0	0-0	0	0	0	2
TEAM	10						
Totals	25-62	9-19	19-24	48	78	15	200

	Half (35)	Final
FG%	.361 (13-36)	.403
3FG%	.375 (3-8)	.474
FT%	.600 (6-10)	.792

Fouls: UA 20 (Cook, 4), GT 24 (Burton, 5). Turnovers: UA 24 (Hegstetter, 5), GT 22 (Two with 5). Blocks: UA 1 (Hegstetter, 1), GT 6 (Woodard, 3). Steals: UA 7 (Two with 2), GT 13 (Burton, 3).

GAME 10

NORTH FLORIDA 47
ALABAMA 69

Dec. 14, 2015 • Tuscaloosa, Ala.
Coleman Coliseum • 4,284

Alabama topped North Florida with a 69-47 victory in Coleman Coliseum. The Crimson Tide finished with three players in double figures and forced 20 turnovers including six in the first five minutes of the second half.

Alabama started by making only one of its first 10 attempts from the floor, but a put back off of an offensive rebound by freshman Shaquera Wade ended a scoring drought of nearly four minutes. The Ospreys would carry a 12-10 lead into the second quarter after leading by as many as seven points. Both teams were 4-of-16 from the field and grabbed 13 rebounds in the opening 10 minutes.

The Tide played from behind for almost the entire second quarter, as North Florida extended its lead back to six points on a jumper by freshman Hadley Kiefer in the opening minutes. Alabama eventually pulled even when sophomore Hannah Cook made two free throws at the 1:47 mark after being fouled on an attempt behind the arc. Sophomore Quanetria Bolton put the Tide ahead for good at 24-22 when she converted a jumper on Alabama's next possession. The Tide took a 29-22 lead into the locker room on the strength of an 11-0 run to close the half. Senior Nikki Hegstetter hauled in nine rebounds before halftime, tying her season-high in that category, while Cook tallied 11 points.

Both teams struggled early after returning from the break. Alabama and North Florida each scored one basket in the first 90 seconds, but over 2:30 would elapse off the clock before the next points were recorded. After the Ospreys closed within four points (31-27), the Tide put together another 11-0 run to surge ahead, 42-27. The quarter saw five made field goals for each squad, but Alabama took advantage of its trips to the foul line, draining nine of its 10 attempts and also had six steals in the third.

North Florida scored the opening points of the final frame to put the score at 49-38 in favor of the Tide, but that was as close as the Ospreys would get the rest of the way. A trio of treys late in the game resulted in the lead swelling to 20 points before freshman Trista Magee closed the scoring with two foul shots with 13 seconds remaining.

For the game, Alabama shot 24-of-65 (36.9 percent) from the floor and brought down 43 rebounds while North Florida was 16-of-57 (28.1 percent) from the field and recorded 45 rebounds. The Ospreys' 20 turnovers resulted in 19 points for Alabama.

Cook led the Tide in scoring with 17 points, while Hegstetter's 13 rebounds were a game-high and personal season-high. Sophomore Meoshonti Knight recorded her first career double-double, finishing with 10 points and 10 rebounds.

Player	FG	3FG	FT	R	TP	A	MIN
Madekivi*	0-5	0-0	0-0	3	0	0	35
Rumph*	0-3	0-0	0-2	11	0	1	30
Ioannidis*	5-18	3-9	8-8	5	21	1	37
Shepherd*	5-12	1-4	2-2	2	13	1	28
Kad. Johnson*	0-6	0-1	0-0	12	0	0	20
Kiefer	5-11	1-5	0-1	1	11	1	31
Kar. Johnson	1-2	0-0	0-1	6	2	1	17
Meckus	0-0	0-0	0-0	0	0	0	2
TEAM	5						
Totals	16-57	5-24	10-14	45	47	5	200

	Half (22)	Final
FG%	.296 (8-27)	.281
3FG%	.200 (2-10)	.208
FT%	.800 (4-5)	.714

ALABAMA 69

Player	FG	3FG	FT	R	TP	A	MIN
Bolton*	1-4	0-0	3-4	2	5	0	13
Hegstetter*	2-6	1-1	0-0	13	5	4	28
Cook*	6-16	3-9	2-3	5	17	1	30
Knight*	4-10	0-2	2-4	10	10	0	20
Middlebrook*	1-5	0-2	4-4	2	6	5	27
Magee	1-3	1-3	2-2	1	5	1	22
Carter	0-1	0-1	0-0	2	0	0	5
Hayden	4-8	0-1	2-4	2	10	2	22
Foy	0-0	0-0	0-0	0	2	4	2
Berry	0-0	0-0	0-0	0	0	0	1
Wade	4-8	1-2	0-0	3	9	0	20
Martinez	1-4	0-0	0-0	1	2	0	8
TEAM	2						
Totals	24-65	6-21	15-21	43	69	15	200

	Half (29)	Final
FG%	.343 (12-35)	.369
3FG%	.167 (2-12)	.286
FT%	.429 (3-7)	.714

Fouls: UA 15 (Cook, 4), UNF 22 (Kad. Johnson, 5). Turnovers: UA 8 (Hegstetter, 4), UNF 20 (Madekivi, 4). Blocks: UA 4 (Four with 1), UNF 4 (Kar. Johnson, 2). Steals: UA 11 (Three with 3), UNF 3 (Three with 1).

GAME 11

ALABAMA 58
GEORGIA TECH 70

Dec. 18, 2015 • Atlanta, Ga.
McCamish Pavilion • 1,828

Alabama cut a 25-point deficit down to 12 before running out of time in a 70-58 loss to Georgia Tech on Friday night at McCamish Pavilion. With the loss, the Crimson Tide moves to 9-2 on the season, while the win lifts the Yellow Jackets to 9-3.

Georgia Tech led by five, 15-10, following a back-and-forth first quarter, but the Yellow Jackets used a 19-5 run in the second to push their lead out to 17. Sophomore Hannah Cook knocked down back-to-back three pointers for Alabama to cut the lead down to 11 with 1:04 to go in the quarter, but Georgia Tech scored six of the final eight points down the stretch to take a 40-25 lead into the locker room at the half.

The Yellow Jackets continued to make shots from long range in the third quarter, extending their advantage out to 23 with sophomore Antonia Peresson's fifth three-point shot of the game. Alabama outscored Georgia Tech, 18-9, in the final quarter but would run out of clock before it was able to get closer than 12.

Sophomore Meoshonti Knight scored 14 points, eight of which came in the final quarter, to lead the Tide in scoring. She was joined in double figures by Cook, who finished with 11. Senior Nikki Hegstetter pulled down a team-best 10 rebounds, marking her second consecutive game with double digit boards.

The Yellow Jackets were led in scoring by freshman Ciani Cryor and Peresson, who each had 17 points, while senior Roddreka Rogers posted a game-best 12 rebounds.

Georgia Tech hit 26 of its 63 attempts (41 percent) from the floor, while Alabama connected on 23 of 62 attempts (37 percent). Twelve of the Yellow Jackets' 26 made field goals came from beyond the arc. The Tide outrebounded Tech, 44-31, and outscored the Yellow Jackets, 30-18, in the paint.

Player	FG	3FG	FT	R	TP	A	MIN
Vuckovic*	5-8	1-4	2-3	6	13	4	34
Rogers*	2-10	0-0	2-4	12	6	1	29
Tilford*	0-3	0-0	0-0	0	0	2	10
Whiteside*	3-10	2-5	0-0	0	8	4	32
Gari*	1-5	1-4	0-0	0	3	1	18
Cryor	7-10	3-6	0-0	3	17	5	29
Guimaraes	2-3	0-0	0-0	3	4	0	16
O'Neil	1-2	0-0	0-0	1	2	1	8
Peresson	5-12	5-10	2-2	1	17	1	24
TEAM	5						
Totals	26-63	12-29	6-9	31	70	19	200

	Half (40)	Final
FG%	.471 (16-34)	.413
3FG%	.500 (7-14)	.414
FT%	.250 (1-4)	.667

ALABAMA 58

Player	FG	3FG	FT	R	TP	A	MIN
Bolton*	4-7	0-1	0-0	4	8	2	16
Hegstetter*	3-11	0-0	1-4	10	7	0	35
Cook*	2-8	2-5	5-5	2	11	1	25
Knight*	7-14	0-2	0-0	8	14	2	27
Middlebrook*	0-2	0-0	0-0	6	0	4	28
Magee	3-7	2-5	0-0	1	8	0	20
Hayden	1-4	0-1	1-2	3	3	1	18
Foy	2-6	0-2	0-0	2	4	0	12
Wade	1-3	0-0	1-2	6	3	1	19
Martinez	0-0	0-0	0-0	0	0	0	0+
TEAM	2						
Totals	23-62	4-16	8-13	44	58	11	200

	Half (25)	Final
FG%	.273 (9-33)	.371
3FG%	.222 (2-9)	.250
FT%	.714 (5-7)	.615

Fouls: UA 13 (Three with 3), GT 20 (Two with 4). Turnovers: UA 20 (Middlebrook, 5), GT 14 (Two with 3). Blocks: UA 5 (Five with 1), GT 6 (Three with 2). Steals: UA 8 (Three with 2), GT 12 (Cryor, 5).

GAME 12

GRAMBLING STATE 57
ALABAMA 72

Dec. 20, 2015 • Tuscaloosa, Ala.
Foster Auditorium • 2,474

Alabama defeated Grambling State, 72-57, for its 10th win of the season. The Crimson Tide (10-2) blocked nine shots and held the Tigers (2-8) to only two points in the second quarter.

Grambling State got off to a hot start, making nine shots from the field in a row at one point en route to an 11-of-14 performance in the first quarter. The Tigers would lead by as many as 11 points with one minute left in the period, but Alabama closed to within seven at 27-20. Monisha Neal paced Grambling State with 11 points in the opening 10 minutes.

The Tide dominated the second quarter, outscoring the visitors 15-2 to take a six-point advantage into the locker room. Alabama put together an 11-0 run as the Tigers took over seven minutes to convert a field goal. Sophomore Quanetria Bolton, junior Breanna Hayden and senior Nikki Hegstetter all had eight points at the half.

Grambling State would recapture the lead twice in the opening minutes of the third quarter, but a jumper by Bolton put the Tide ahead for good at 40-39. Her basket sparked a 9-0 run as Alabama stretched its lead to 49-40.

A bucket by Hegstetter gave the Tide a double-digit lead in the opening minute of the final period. Eleven points is the closest the Tigers would get the rest of the way, as Alabama led by as many as 18 points.

For the game, the Tide shot 30-for-64 (46.9 percent) from the field, made nine of its 12 free throw attempts, and grabbed 45 rebounds. Grambling State shot 22-of-58 (37.9 percent) from the floor, converted nine of its 11 foul shots, and hauled in 28 rebounds. Alabama controlled the paint on both ends, scoring 48 points in the paint and blocking nine shots defensively.

Hegstetter led the Tide with 17 points, matching her career high, and 10 rebounds. Hayden added 15 points, and Bolton put up 14. Hayden and sophomore Meoshonti Knight each grabbed six rebounds.

Player	FG	3FG	FT	R	TP	A	MIN
Kennedy*	3-6	0-0	0-0	5	6	1	19
Neal*	6-15	2-4	2-2	9	16	2	40
Jones*	0-1	0-1	0-0	0	0	0	9
Andrews*	2-8	1-5	0-0	1	5	1	39
Boyd*	4-13	1-5	3-3	3	12	3	34
Hill	0-1	0-0	3-4	1	3	0	4
Lewis	2-6	0-1	1-2	4	5	2	36
Parsons	0-0	0-0	0-0	0	0	0	4
Taylor	0-0	0-0	0-0	0	0	0	1
Thompson	5-8	0-0	0-0	3	10	0	14
TEAM	2						
Totals	22-58	4-16	9-11	28	57	9	200

	Half (29)	Final
FG%	.414 (12-29)	.379
3FG%	.273 (3-11)	.250

GAME 13

LIPSCOMB 49
ALABAMA 68

Dec. 22, 2015 • Tuscaloosa, Ala.
Foster Auditorium • 2,440

Alabama remains undefeated at home, picking up a 68-49 victory over Lipscomb on Monday evening in its final non-conference game of the season. The Crimson Tide used a 21-5 run to close the first half and produced a total of 31 points off of 21 Lady Bison turnovers. The nine straight wins at home is the best start in Tuscaloosa since 2006.

Alabama held the lead by as many as six points in the opening quarter, but went scoreless for the remaining three minutes of the period to allow Lipscomb to pull within two at 14-12. The Tide dominated the second quarter, outscoring the Lady Bison 27-10, including an extended 21-5 run over the final 5:50 to head into the locker room with a comfortable 41-22 advantage.

Alabama forced 14 turnovers in the first 20 minutes of play and scored 11 points at the foul line while Lipscomb did not attempt a free throw. Junior Breanna Hayden poured in 11 points in the half and sophomore Hannah Cook chipped in 10.

Cook made two free throws to open the second half, but the Tide would go scoreless for the next 8:02 as the Lady Bison slowly cut into the lead. Alabama missed its first 12 shots from the field in the third quarter and finished just 1-of-14, as Hegstetter's layup put an end to an 11-0 Lipscomb stretch. The Lady Bison scored 14 points to just four for the Tide in the third period to trail by only nine points at 45-36 going into the final 10 minutes.

Cook drained a trey to spark a decisive 13-0 Alabama run that put the game away. The sophomore capped the run with another shot from behind the arc, which pushed the lead back up to 20 points at 57-37 with 6:10 remaining. Lipscomb tried to make one final push by firing a flurry of three point attempts, but could only get as close as 15.

Cook paced the offense with 20 points along with a team-best seven rebounds. Hayden finished with 13 points and tied her season high with six rebounds, while sophomore Quanetria Bolton tallied 10 points and grabbed six rebounds. Hegstetter also hauled in seven rebounds along with shutting down Lipscomb's leading scorer, Ashley Southern, who came into the game averaging a double-double at 21.8 points and 10.5 rebounds. Southern finished with only two points and eight rebounds.

Player	FG	3FG	FT	R	TP	A	MIN
Southern	1-9	0-0	0-0	8	2	2	28
Banks	6-9	4-5	0-0	4	16	1	27
Cooper	5-8	4-6	1-2	1	15	0	24
Smith	0-3	0-3	0-0	2	0	0	22
Cagle	1-3	0-2	1-2	2	3	3	37
Potts	0-1	0-1	2-2	2	2	0	9
Davies	0-0	0-0	0-0	0	0	0	3
Melton	0-0	0-0	0-0	0	0	0	1
Fugua	1-1	1-1	0-0	1	3	1	14
Turner	1-1	0-0	0-0	1	2	1	14
Northway	3-13	0-0	0-0	2	6	3	21
TEAM				2			
Totals	18-48	9-18	4-6	25	49	11	200

	Half (22)	Final
FG%	.360 (9-25)	.375
3FG%	.400 (4-10)	.500
FT%	.000 (0-0)	.667

Player	FG	3FG	FT	R	TP	A	MIN
Bolton	5-11	0-0	0-0	6	10	0	15
Hegstetter	2-8	0-1	5-6	7	9	0	32
Cook	5-10	4-8	6-7	7	20	2	31
Knight	2-8	0-2	2-2	0	6	0	21
Middlebrook	3-8	1-4	2-2	3	9	5	34
Magee	0-1	0-1	0-0	3	0	0	17
Carter	0-0	0-0	0-0	0	0	0	1
Hayden	5-9	1-2	2-2	6	13	2	25
Foy	0-0	0-0	0-0	0	0	1	1
Berry	0-0	0-0	0-0	0	0	1	1
Wade	0-2	0-0	1-2	6	1	1	21
Martinez	0-0	0-0	0-0	1	0	0	1
TEAM				2			
Totals	22-57	6-18	18-21	41	68	12	200

	Half (41)	Final
FG%	.448 (13-29)	.386
3FG%	.364 (4-11)	.333
FT%	.846 (11-13)	.857

Fouls: UA 7 (Two with 2), LIP 14 (Three with 3). Turnovers: UA 17 (Bolton, 4), LIP 21 (Cagle, 7). Blocks: UA 2 (Two with 1), LIP 3 (Three with 1). Steals: UA 12 (Two with 3), LIP 6 (Cagle, 3).

GAME 14

LSU 45
ALABAMA 62

Jan. 3, 2016 • Tuscaloosa, Ala.
Foster Auditorium • 2,705

Alabama began Southeastern Conference play by knocking off the LSU Lady Tigers, 62-45, inside Foster Auditorium. The Crimson Tide forced 25 LSU turnovers for the game, resulting in 24 points. The victory gives Alabama its first win in an SEC opener since 2008.

LSU started the game shooting well, making seven of its first 11 shot attempts, but turnovers plagued the Lady Tigers from the start. There were a combined 17 turnovers in the opening period, with LSU committing 10. Alabama was 5-of-14 from the field in the quarter, but trailed by only three at 14-11.

Alabama pulled within one point twice early in the second quarter, but each time the Lady Tigers scored on consecutive possessions to increase the lead back to five. The Tide took its first lead of the game at 27-26 thanks to a pair of free throws by senior Nikki Hegstetter. Alabama closed the half on a 7-0 run to take a 29-26 lead into the locker room, capped off by a Meoshonti Knight layup in the final seconds. LSU held a distinct advantage in shooting percentage (59.1 percent to 39.3 percent), but turned the ball over 15 times and did not score a point from the foul line.

The Tide scored five straight points coming out of halftime and eventually extended its lead to nine at 41-32. The Lady Tigers would never get closer than five points after that. LSU went cold from the floor in the second half, converting only four of its 14 attempts in the third period.

Alabama finally pushed its lead to double digits at 50-39 with 6:25 to play when Knight stole the ball near midcourt and took it all the way to the basket for an easy lay in. The Tide dominated the final quarter of play, as LSU went scoreless for over eight minutes during a 15-0 stretch that gave the home team a 60-39 margin.

Knight poured in 17 points, the most the sophomore has scored in her career against a conference opponent. Fellow sophomore Karyla Middlebrook also reached double figures, scoring 10 points. Hegstetter was the Tide's leading rebounder with six, while sophomore Hannah Cook, junior Breanna Hayden and Middlebrook all hauled in five boards each.

Player	FG	3FG	FT	R	TP	A	MIN
Jones	2-2	0-0	2-2	6	6	0	20
Norton	1-7	0-1	0-0	2	2	3	22
Pedersen	1-4	0-0	0-0	4	2	3	20
Rhodes	4-7	0-0	0-0	3	8	2	33
Hill	7-13	1-1	0-0	4	15	3	38
Deemer	1-2	1-2	0-0	0	3	0	16
Bethel	3-8	0-0	1-1	4	7	1	28
Hyder	1-4	0-0	0-2	1	2	1	16
Quinn	0-2	0-0	0-0	0	0	0	7
TEAM				5			
Totals	20-49	2-4	3-5	29	45	13	200

	Half (26)	Final
FG%	.591 (13-22)	.408
3FG%	.000 (0-1)	.500
FT%	.000 (0-2)	.600

Player	FG	3FG	FT	R	TP	A	MIN
Bolton	2-5	0-3	0-0	3	4	0	18
Hegstetter	2-6	0-1	2-2	6	6	2	34
Cook	3-12	2-9	1-2	5	9	2	26
Knight	7-10	2-3	1-2	3	17	1	35
Middlebrook	3-8	1-2	3-3	5	10	2	33
Magee	0-3	0-3	2-2	1	2	1	8
Carter	0-0	0-0	0-0	0	0	0	1
Hayden	4-4	0-0	0-2	5	8	3	27
Berry	0-0	0-0	0-0	0	0	0	1
Wade	3-4	0-0	0-0	0	6	1	15
Martinez	0-0	0-0	0-0	0	0	0	2
TEAM				4			
Totals	24-52	5-21	9-13	32	62	12	200

	Half (29)	Final
FG%	.393 (11-28)	.462
3FG%	.167 (2-12)	.238
FT%	.714 (5-7)	.692

Fouls: UA 12 (Two with 3), LSU 17 (Three with 3). Turnovers: UA 17 (Two with 4), LSU 25 (Four with 4). Blocks: UA 1 (Hegstetter, 1), LSU 2 (Two with 1). Steals: UA 14 (Knight, 6), LSU 8 (Three with 2).

GAME 15

ALABAMA 48
10/9 KENTUCKY 73

Jan. 7, 2016 • Lexington, Ky.
Memorial Coliseum • 4,792

Alabama lost its first Southeastern Conference road game of the season, falling 73-48 at No. 10/9 Kentucky on Thursday in Memorial Coliseum. With the loss, the Crimson Tide dips to 12-3 overall and 1-1 in league play, while the win lifts the Wildcats to 12-1 on the season and 1-1 against conference foes.

Alabama and Kentucky traded baskets for the majority of the first quarter, but an 8-0 run for the Wildcats over the final two minutes gave the home team a 15-9 lead at the break. UK pushed its lead out to as many as 14 in the second quarter before the Tide cut it to 10, 29-19, at halftime.

Sophomore Hannah Cook connected on a jumper to bring Alabama within eight on the opening possession of the third, however Kentucky extended its lead back out to double digits shortly after. The Wildcats outscored the Tide, 11-3, to the end of the quarter and take a 51-33 advantage into the final 10 minutes of play.

With Kentucky leading 53-33, Alabama embarked on an 11-2 run to cut its deficit to 11 with 6:51 to go, but that's as close as the Tide would get in the final quarter.

Sophomore Karyla Middlebrook led Alabama in scoring with 12 points, while Cook followed with 10. Senior Nikki Hegstetter pulled down a team-best eight rebounds. The Wildcats had five finish in double figures, led by junior Evelyn Akhator, who had 21 points. Sophomore Alexis Jennings finished with a double-double of 12 points and 10 rebounds.

For the game, Kentucky hit 43.5 percent (27-62), while Alabama was 30.4 percent (17-56) from the floor. The Wildcats outrebounded the Tide, 45-30, and outscored Alabama, 30-10, in the paint.

Player	FG	3FG	FT	R	TP	A	MIN
Jennings	3-9	0-0	6-6	10	12	0	27
Akhator	8-13	0-0	5-7	8	21	0	29
Thompson	3-8	2-5	2-2	2	10	7	34
Morris	4-7	2-4	0-0	0	10	0	21
Epps	5-14	0-2	0-1	6	10	5	39
Camara	1-4	0-0	0-0	5	2	0	15
Murray	2-4	0-0	0-0	6	4	2	21
Rice	1-3	0-0	2-2	4	4	2	14
TEAM				4			
Totals	27-62	4-11	15-18	45	73	16	200

Player	FG	3FG	FT	R	TP	A	MIN
Bolton	3-8	0-3	0-0	5	6	0	17
Hegstetter	1-8	1-5	2-2	8	5	2	37
Cook	4-8	2-4	0-2	4	10	1	24
Knight	1-6	1-3	4-6	2	7	1	20
Middlebrook	5-11	2-4	0-0	4	12	2	30
Magee	0-2	0-1	0-0	0	0	1	13
Carter	2-5	0-2	0-0	1	4	0	11
Hayden	1-8	1-1	0-0	2	3	1	25
Wade	0-0	0-0	0-0	1	0	0	9
Martinez	0-0	0-0	1-2	1	1	0	14
TEAM				2			
Totals	17-56	7-23	7-12	30	48	8	200

	Half (19)	Final
FG%	.250 (7-28)	.304
3FG%	.273 (3-11)	.304
FT%	.500 (2-4)	.583

Fouls: UA 23 (Three with 4), UK 17 (Two with 4). Turnovers: UA 15 (Two with 3), UK 16 (Epps, 4). Blocks: UA 4 (Bolton, 2), UK 6 (Akhator, 3). Steals: UA 5 (Knight, 3), UK 4 (Murray, 3).

GAME 16

VANDERBILT 54
ALABAMA 48

Jan. 10, 2016 • Tuscaloosa, Ala.
Foster Auditorium • 3,023

Alabama lost its first game of the season at home on Sunday, falling 54-48, to Vanderbilt in Southeastern Conference action at Foster Auditorium. The Crimson Tide (12-4, 1-2 SEC) led for the majority of the game, but the Commodores (12-4, 1-2 SEC) outscored UA, 23-12, in the final quarter for the win.

Junior Breanna Hayden, making her first start of the season, nailed a jumper on the opening possession, sparking a 7-2 run for Alabama over the first 4:30. Vanderbilt responded, scoring six of the final eight points of the quarter, but the Tide remained in front at the end of the first, 9-8.

Alabama would, again, score on its first trip down the court as freshman Shaquera Wade drained a three-pointer at the 9:19 mark. The Tide went on to lead by as many as five in the quarter and would take a 20-17 advantage into the locker room at the half.

The Commodores strung together a 9-5 run at the start of the third to take its first lead of the game, 26-25, with 7:10 remaining in the quarter. Vanderbilt held on for the next few minutes, but eight unanswered points for Alabama to end the third gave the Tide the lead back and a 36-31 edge heading into the final quarter.

The Commodores used another strong start, outscoring Alabama 9-0, to take a 40-36 lead. Vanderbilt would hold on for the duration, leading by as many as eight down the stretch.

Hayden led the Tide in scoring with 10 points. She was followed by sophomores Quanetria Bolton and Karyla Middlebrook, who added nine points each. Hayden also collected a career-high and game-best eight rebounds. The Commodores were led by sophomore Christa Reed, who scored 17 points.

For the game, Alabama actually had a better percentage from the floor than Vanderbilt did, hitting 34.6 percent (18-52) compared to 31.9 percent (15-47), however the Commodores hit seven three-pointers and were 17-of-21 from the free throw line. The Tide made five threes and was 7-of-13 from the stripe.

Player	FG	3FG	FT	R	TP	A	MIN
Long	0-2	0-0	0-0	1	0	0	14
Dahlan	1-4	0-2	0-0	2	2	0	28
Bell	3-11	1-5	1-1	4	8	0	25
Spears	1-4	1-3	5-6	7	8	4	34
Reed	5-12	4-9	3-6	6	17	4	35
Jenkins	2-4	1-1	4-4	3	9	0	21
Webb	0-1	0-0	0-0	5	0	1	12
Gaffney	0-0	0-0	0-0	1	0	0	1
Batey	2-6	0-0	4-4	1	8	1	24
Shaw	1-3	0-0	0-0	1	2	0	6
TEAM				6			
Totals	15-47	7-20	17-21	37	54	10	200

	Half (17)	Final
FG%	.217 (5-23)	.319
3FG%	.111 (1-9)	.350
FT%	1.00 (6-6)	.810

Player	FG	3FG	FT	R	TP	A	MIN
Hegstetter	1-7	0-0	1-2	7	3	1	32
Hayden	5-10	0-1	0-0	8	10	2	28
Cook	2-4	1-2	2-2	3	7	0	31
Knight	2-8	0-2	0-2	3	4	1	31
Middlebrook	2-8	1-2	4-5	2	9	3	40
Bolton							

2015-16 REVIEW

GAME 17

ALABAMA 59
AUBURN 72

Jan. 14, 2016 • Auburn, Ala.
Auburn Arena • 3,383

Alabama cut a 20-point deficit down to six but was unable to get any closer in a 72-59 loss to Auburn in women's basketball action Thursday evening in Auburn Arena. With the loss, the Crimson Tide moves to 12-5 overall and 1-3 in Southeastern Conference play, while the win brings the Tigers to 12-5 on the season and 2-2 against league opponents.

Alabama led 13-12 at the end of the first after the tip-in from senior Nikki Hegstetter at the buzzer, but Auburn outscored the Tide 18-7 in the second quarter to take a 30-20 advantage into the locker room at the half.

The Tigers continued to outscore Alabama and pushed their lead out to as many as 20 in the third, but the Tide ended the quarter on an 8-1 run to close the gap to 13. Alabama cut it to six, 56-50, with 5:49 to go but Auburn would outscore the Tide 16-9 down the stretch for the win.

Junior Hannah Cook finished with her second double-double of the season with 19 points and 10 rebounds. Sophomore Meoshonti Knight and freshman Shaquera Wade followed with nine points apiece. The Tigers had four players in double figures, led by junior Katie Frerking's 21-point performance.

For the game, Alabama shot 36.5 percent (19-52), while Auburn was 45.8 percent (27-59) from the floor. The Tigers outrebounded the Tide, 39-25, and outscored Alabama, 30-18, in the paint.

AUBURN										72		
Player	FG	3FG	FT	R	TP	A	MIN	FG%	3FG%	FT%	Half (30)	Final
Ja. Jones*	7-10	0-0	2-3	10	16	3	31	.448 (13-29)	.143 (1-7)	1.00 (3-3)	.458	.364
Tanner*	4-9	0-0	3-4	9	11	1	30	.296 (8-27)	.200 (3-15)	.500 (1-2)	.365	.296
Montgomery*	5-12	2-4	4-4	5	16	1	28	.296 (8-27)	.200 (3-15)	.500 (1-2)	.365	.296
Frerking*	7-12	2-4	5-5	5	21	2	33	.296 (8-27)	.200 (3-15)	.500 (1-2)	.365	.296
Dieng*	1-3	0-2	0-0	1	2	5	23					
Sanders	1-4	0-0	0-0	3	2	1	14					
Garvin	1-3	0-0	0-0	1	2	0	6					
Je. Jones	0-2	0-0	0-0	1	0	1	10					
McKay	1-4	0-1	0-1	2	3	18						
Capers	0-0	0-0	0-0	0	0	0	7					
TEAM	3											
Totals	27-59	4-11	14-16	39	72	17	200					

ALABAMA										59		
Player	FG	3FG	FT	R	TP	A	MIN	FG%	3FG%	FT%	Half (20)	Final
Hegstetter*	2-4	0-2	0-0	5	4	0	29	.444 (12-27)	.286 (2-7)	.365	.296	.365
Hayden*	1-4	0-1	1-2	3	3	5	28	.250 (1-4)	.000 (0-3)	.500 (1-2)	.176	.000 (0-3)
Cook*	6-13	5-10	2-2	10	19	0	34	.462 (6-13)	.500 (5-10)	.765	.296	.365
Knight*	3-9	0-3	3-5	0	9	1	24	.333 (3-9)	.000 (0-3)	.600 (3-5)	.296	.365
Middlebrook*	1-4	0-2	5-6	2	7	4	31	.250 (1-4)	.000 (0-2)	.833 (5-6)	.296	.365
Bolton	2-6	2-3	2-2	1	8	0	18	.333 (2-6)	.667 (2-3)	.000 (0-0)	.296	.365
Magee	0-3	0-3	0-0	0	0	0	13	.000 (0-3)	.000 (0-3)	.000 (0-0)	.000 (0-0)	.000 (0-0)
Carter	0-1	0-1	0-0	0	0	0	1	.000 (0-1)	.000 (0-1)	.000 (0-0)	.000 (0-0)	.000 (0-0)
Wade	4-8	1-2	0-0	3	9	1	22	.500 (4-8)	.500 (1-2)	.000 (0-0)	.296	.365
TEAM	1											
Totals	19-52	8-27	13-17	25	59	11	200					

Fouls: UA 20 (Cook, 5), AU 21 (Two with 4). **Turnovers:** UA 19 (Wade, 4), AU 17 (Tanner, 4). **Blocks:** UA 2 (Three with 1), AU 4 (Tanner, 3). **Steals:** UA 9 (Wade, 3), AU 11 (Ja. Jones, 5).

GAME 18

GEORGIA 50
ALABAMA 64

Jan. 17, 2016 • Tuscaloosa, Ala.
Foster Auditorium • 3,732

Alabama collected its 11th win of the season at home on Sunday with a 64-50 victory over Georgia in front of a Foster Auditorium record crowd of 3,732. Sophomore Karyla Middlebrook scored a career-high tying 17 points, while senior Nikki Hegstetter posted a double-double of 10 points and 11 rebounds to pace the Crimson Tide. With the win, Alabama stands at 13-5 overall and 2-3 in Southeastern Conference play, while the Lady Bulldogs also move to 13-5 on the season and 1-4 against league opponents.

Hegstetter knocked down the first basket of the game on the opening possession before Georgia scored seven unanswered over the span of one minute. Alabama then connected on its next five straight baskets to take a 13-9 lead. The Lady Bulldogs responded with back-to-back threes to jump back in front, but Alabama would end the frame on a 6-2 run to lead by two at the break, 19-17.

Georgia senior Shacobia Barbee scored a pair of free throws to even the score at the 9:39 mark of the second, but a layup by freshman Shaquera Wade would put the Tide back in front, 21-19. The Lady Bulldogs tied it one more time with the game's next basket, but a 9-3 run for Alabama over the final five minutes of the quarter gave the Tide a 30-24 advantage at the half.

Alabama pushed its buffer out to double digits early in the third when Middlebrook hit a three-pointer to give the Tide a 37-26 lead. From there, Georgia went on an 11-2 run for Alabama over the quarter and pull within two at the break, 39-37.

The game remained close over the first half of the fourth quarter, but a pair of free throws at the 5:16 mark from Middlebrook gave Alabama a 49-45 edge, which sparked a 9-2 run over the next four minutes to seal the victory for the Tide.

Joining Hegstetter and Middlebrook in double figures for Alabama was sophomore Hannah Cook, who added 14. Sophomore Quanetria Bolton had three timely blocks to go along with her six points, two rebounds and two steals in 15 minutes of play. For the Lady Bulldogs, senior Tiaria Griffin led the way with 19 points, while Barbee recorded a double-double of 12 points and 11 rebounds.

GEORGIA										50		
Player	FG	3FG	FT	R	TP	A	MIN	FG%	3FG%	FT%	Half (24)	Final
Roberts*	3-7	3-6	2-2	5	11	1	30	.429 (3-7)	.500 (3-6)	.500 (2-2)	.273	.471
Hempe*	2-12	0-1	2-5	12	6	0	26	.167 (2-12)	.000 (0-1)	.400 (2-5)	.176	.333 (2-5)
Griffin*	7-16	5-8	0-2	2	19	1	37	.438 (7-16)	.625 (5-8)	.000 (0-2)	.471	.632
Barbee*	3-11	0-2	6-8	11	12	3	38	.273 (3-11)	.000 (0-2)	.750 (6-8)	.273	.632
Butler*	0-1	0-0	2-2	0	2	4	25	.000 (0-1)	.000 (0-0)	.000 (2-2)	.000 (0-0)	.000 (0-0)
Armbrister	0-0	0-0	0-0	0	0	0	1	.000 (0-0)	.000 (0-0)	.000 (0-0)	.000 (0-0)	.000 (0-0)
Robinson	0-4	0-0	0-0	5	0	0	17	.000 (0-4)	.000 (0-0)	.000 (0-0)	.000 (0-0)	.000 (0-0)
Clark	0-1	0-0	0-0	1	0	0	10	.000 (0-1)	.000 (0-0)	.000 (0-0)	.000 (0-0)	.000 (0-0)
Washington	0-3	0-0	0-0	2	0	0	15	.000 (0-3)	.000 (0-0)	.000 (0-0)	.000 (0-0)	.000 (0-0)
Skidgel	0-0	0-0	0-0	0	0	0	1	.000 (0-0)	.000 (0-0)	.000 (0-0)	.000 (0-0)	.000 (0-0)
TEAM	7											
Totals	15-55	8-17	12-19	45	50	9	200					

ALABAMA										64		
Player	FG	3FG	FT	R	TP	A	MIN	FG%	3FG%	FT%	Half (30)	Final
Bolton*	3-7	0-3	0-0	2	6	0	15	.429 (3-7)	.000 (0-3)	.000 (0-0)	.296	.365
Hegstetter*	4-7	0-1	2-2	11	10	1	38	.571 (4-7)	.000 (0-1)	.000 (2-2)	.296	.365
Cook*	4-9	1-4	5-6	7	14	0	37	.444 (4-9)	.250 (1-4)	.833 (5-6)	.296	.365
Knight*	0-4	0-1	3-4	5	3	2	23	.000 (0-4)	.000 (0-1)	.750 (3-4)	.000 (0-0)	.000 (0-0)
Middlebrook*	5-9	2-3	5-8	1	17	2	37	.556 (5-9)	.667 (2-3)	.625 (5-8)	.296	.365
Magee	0-1	0-1	0-0	1	0	1	6	.000 (0-1)	.000 (0-1)	.000 (0-0)	.000 (0-0)	.000 (0-0)
Carter	1-2	0-1	4-4	0	6	1	6	.500 (1-2)	.000 (0-1)	.000 (4-4)	.296	.365
Hayden	0-4	0-1	2-2	2	2	2	17	.000 (0-4)	.000 (0-1)	.000 (2-2)	.000 (0-0)	.000 (0-0)
Wade	3-10	0-2	0-0	3	6	0	19	.300 (3-10)	.000 (0-2)	.000 (0-0)	.296	.365
Martinez	0-0	0-0	0-0	0	0	0	2	.000 (0-0)	.000 (0-0)	.000 (0-0)	.000 (0-0)	.000 (0-0)
TEAM	3											
Totals	20-53	3-17	21-26	35	64	9	200					

Fouls: UA 17 (Bolton, 4), UGA 24 (Two with 5). **Turnovers:** UA 13 (Two with 3), UGA 21 (Clark, 4). **Blocks:** UA 4 (Bolton, 3), UGA 2 (Two with 1). **Steals:** UA 9 (Hegstetter, 3), UGA 3 (Barbee, 2).

GAME 19

ALABAMA 72
22/23 FLORIDA 80

Jan. 21, 2016 • Gainesville, Fla.
O'Connell Center • 1,305

Alabama overcame a 21-point deficit, however a 15-3 run by Florida over the final 6:17 gave the Crimson Tide an 80-72 loss to the Gators in women's basketball action on Thursday at the O'Connell Center. Alabama now stands at 13-6 on the season and 2-4 in Southeastern Conference play, while the win lifts No. 22/23 Florida to 16-3 overall and 4-2 in league play.

Despite the loss, sophomore Meoshonti Knight scored a career-high 23 points, while freshman Shaquera Wade chipped in a career-best 13 points. Joining the two in double figures for the Tide were sophomores Hannah Cook with 16 and Quanetria Bolton with 11.

Knight won the opening tip for Alabama, which gave Bolton an opportunity to score the first bucket of the game. From there, however, Florida pulled ahead thanks to nine unanswered points over the next five minutes. The Gators would extend their lead out to double digits at the end of the first and lead by 11, 21-10, following the first quarter.

The Tide scored eight of the first 10 points of the second to cut the Florida lead down to five, but again, the Gators would string together a run to lead by double digits, which would reach 21 late in the quarter. Alabama scored the final six points of the half to give Florida a 41-36 advantage at the break.

The third quarter was all Crimson Tide as Alabama outscored the Gators, 30-15, over the 10-minute span. The Tide took its first lead since the opening possession at the 2:31 mark when Bolton converted the old fashioned three-point play to put Alabama in front, 57-56. The game would stand tied at 61-61, heading into the final quarter.

Cook drained a three-pointer 24 seconds into the fourth to give Alabama the lead back, which it would hold until Florida freshman Eleanna Christianaki connected on a pair of free throws to put the Gators in front, 70-69, with 4:36 to go. Florida scored 10 of the next 13 points to hold on to the win.

FLORIDA										80		
Player	FG	3FG	FT	R	TP	A	MIN	FG%	3FG%	FT%	Half (46)	Final
Williams*	6-9	0-0	1-4	5	13	2	21	.667 (6-9)	.000 (0-0)	.250 (1-4)	.542	.375
Christianaki*	5-9	0-2	6-7	2	16	4	27	.556 (5-9)	.000 (0-2)	.857 (6-7)	.542	.375
Fleming*	1-1	0-0	0-0	3	2	0	13	.000 (1-1)	.000 (0-0)	.000 (0-0)	.000 (0-0)	.000 (0-0)
Needles*	0-3	0-3	0-0	2	0	3	18	.000 (0-3)	.000 (0-3)	.000 (0-0)	.000 (0-0)	.000 (0-0)
Westbrook*	4-8	3-6	0-0	6	11	4	25	.500 (4-8)	.500 (3-6)	.000 (0-0)	.542	.375
Miller	1-3	0-0	0-1	1	2	0	7	.333 (1-3)	.000 (0-0)	.000 (1-1)	.000 (0-0)	.000 (0-0)
Anderson	4-8	0-1	0-0	5	8	0	17	.500 (4-8)	.000 (0-1)	.000 (0-0)	.542	.375
Peoples	4-5	1-1	0-0	1	9	3	25	.800 (4-5)	.000 (1-1)	.000 (0-0)	.542	.375
Dimaite	1-1	0-0	0-0	0	2	0	6	.000 (1-1)	.000 (0-0)	.000 (0-0)	.000 (0-0)	.000 (0-0)
Copeland	1-1	1-1	0-0	0	3	0	3	.000 (1-1)	.000 (1-1)	.000 (0-0)	.000 (0-0)	.000 (0-0)
Batchelor	4-6	1-2	0-0	8	9	1	22	.667 (4-6)	.500 (1-2)	.000 (0-0)	.542	.375
Lorezen	1-5	0-0	3-4	2	5	0	16	.200 (1-5)	.000 (0-0)	.750 (3-4)	.000 (0-0)	.000 (0-0)
TEAM	5											
Totals	32-59	6-16	10-15	40	80	17	200					

ALABAMA										72		
Player	FG	3FG	FT	R	TP	A	MIN	FG%	3FG%	FT%	Half (31)	Final
Bolton*	4-9	0-0	3-7	1	11	0	22	.444 (4-9)	.000 (0-0)	.429 (3-7)	.473	.308
Hegstetter*	1-2	0-0	1-2	3	3	0	22	.500 (1-2)	.000 (0-0)	.500 (1-2)	.473	.308
Cook*	5-11	3-7	3-6	4	16	1	28	.455 (5-11)	.429 (3-7)	.500 (3-6)	.473	.308
Knight*	9-17	1-3	4-7	3	23	3	33	.529 (9-17)	.333 (1-3)	.571 (4-7)	.473	.308
Middlebrook*	1-3	0-0	1-2	4	3	0	21	.333 (1-3)	.000 (0-0)	.500 (1-2)	.473	.308
Magee	0-0	0-0	0-0	0	0	0	4	.000 (0-0)	.000 (0-0)	.000 (0-0)	.000 (0-0)	.000 (0-0)
Carter	0-1	0-1	1-2	0	1	0	10	.000 (0-1)	.000 (0-1)	.500 (1-2)	.000 (0-0)	.000 (0-0)
Hayden	1-3	0-1	0-0	4	2	5	27	.333 (1-3)	.000 (0-1)	.000 (0-0)	.473	.308

GAME 21

ALABAMA 56
10/10 TEXAS A&M 59

Jan. 28, 2016 • Tuscaloosa, Ala.
Foster Auditorium • 2,366

Alabama held No. 10/10 Texas A&M to 39 percent shooting for the game and forced 17 turnovers, but came up shy in a 59-56 loss on Thursday in Foster Auditorium.

Both teams shot the ball effectively from the floor in the first half, but turnovers plagued Alabama and Texas A&M. Ten turnovers were committed by each squad, limiting the number of looks at the basket. Sophomore Karyla Middlebrook scored the game's first points on a jumper less than 30 seconds in, but the Aggies tallied the next eight points. The visitors were up by as many as 11 in the opening quarter and took a nine-point advantage into the second period.

The Tide stayed within striking distance throughout the second, eventually trimming the lead to two points at 28-26 with 1:22 remaining in the half. Texas A&M knocked in a pair of jumpers in the final minute to head into the locker room ahead 32-26. Middlebrook led all scorers with 11.

The Aggies scored the first point out of the break on a free throw, but it was Alabama that began the half on a 7-1 run to pull even at 33-33. Texas A&M played over four minutes without making a shot from the field and converted just 4-of-16 from the floor in the quarter. The Tide was unable to claim the lead but did even the score on four occasions, the last on a jumper by sophomore Meoshonti Knight. The game was tied 44-44 going into the final 10 minutes of play.

Alabama took the lead for the first time since 2-0 at 51-49 thanks to a layup by junior Breanna Hayden. The advantage would swell to six points at the 2:30 mark after sophomore Hannah Cook was good on two free throws. The Aggies answered with seven points in a row, the last two on a made basket by senior Courtney Walker to move her team back in front 57-56 with nine seconds left on the clock.

Following a timeout by the home team to draw up a final play, Alabama got the ball into the hands of Middlebrook, who drove into the lane and made the shot, which was then waved off after she was assessed a charge. Texas A&M's Walker hit two free throws for the final margin.

For the game, Alabama shot 23-for-52 (44.2 percent) and grabbed 28 boards. The Aggies were 22-of-57 (38.6 percent) from the floor but hauled in 41 rebounds, including holding a 17-8 advantage on the offensive glass.

TEXAS A&M 59

Player	FG	3FG	FT	R	TP	A	MIN
Howard*	3-7	0-0	1-2	9	7	0	26
Hillsman*	2-4	0-0	1-2	3	5	0	18
Jennings*	0-9	0-0	2-2	9	2	1	32
Jones*	6-11	3-5	0-2	2	15	5	37
Walker*	5-10	0-0	4-4	5	14	1	36
C. Williams	3-9	0-3	3-6	3	9	1	19
Cooper	0-0	0-0	0-0	0	0	1	1
Knox	0-0	0-0	0-0	1	0	0	3
D. Williams	1-2	1-1	0-0	0	3	0	4
Lumpkin	2-3	0-0	0-0	3	4	0	13
Mitchell	0-2	0-0	0-0	2	0	1	11
TEAM	4						
Totals	22-57	4-9	11-18	41	59	10	200

	Half (32)	Final
FG%	.424 (14-33)	.386
3FG%	.400 (2-5)	.444
FT%	.333 (2-6)	.611

ALABAMA 56

Player	FG	3FG	FT	R	TP	A	MIN
Hegstetter*	2-5	0-0	0-0	4	4	0	26
Cook*	1-10	0-5	2-2	4	4	0	33
Knight*	3-6	0-1	2-4	3	8	3	26
Middlebrook*	6-10	1-1	2-5	4	15	3	32
Wade*	3-4	1-1	0-0	2	7	0	24
Bolton	7-12	1-3	1-1	5	16	0	20
Magee	0-1	0-0	0-0	2	0	0	12
Carter	0-1	0-0	0-0	1	0	0	4
Hayden	1-3	0-0	0-0	2	2	2	16
Foy	0-0	0-0	0-0	0	0	0	3
Martinez	0-0	0-0	0-0	0	0	0	4
TEAM	1						
Totals	23-52	3-11	7-12	28	56	8	200

	Half (26)	Final
FG%	.440 (11-25)	.442
3FG%	.250 (1-4)	.273
FT%	.600 (3-5)	.583

Fouls: UA 15 (Middlebrook, 4), TAMU 18 (Howard, 2). Turnovers: UA 16 (Middlebrook, 6), TAMU 17 (Walker, 5). Blocks: UA 3 (Three with 1), TAMU 4 (Two with 2). Steals: UA 10 (Two with 3), TAMU 9 (Jones, 3)

GAME 22

ALABAMA 42
19/23 TENNESSEE 70

Jan. 31, 2016 • Knoxville, Tenn.
Thompson-Boling Arena • 12,613

The Alabama women's basketball team dropped a 70-42 decision to No. 19/23 Tennessee on Sunday in Thompson-Boling Arena. With the loss, the Crimson Tide moves to 13-9 overall and 2-6 in the Southeastern Conference, while the win brings the Lady Volunteers to 13-8 on the season and 4-4 in league play.

Alabama and Tennessee traded baskets for much of the first, but it would be the Lady Volunteers holding a three-point edge, 15-12, at the break. Tennessee remained in front for the duration of the second and used an 8-0 run towards the end of the half for a 14-point lead, its largest of the game to that point, at 34-20. Alabama junior Breanna Hayden knocked down a pair of free throws for the final points of the quarter, setting the score at 34-22 in favor of the Lady Vols heading into the locker room.

Tennessee freshman Te'a Cooper hit a three-pointer to open scoring in the third before Alabama sophomore Meoshonti Knight countered with back-to-back baskets to cut the Tide deficit to 11 at the 7:57 mark. From there, the Lady Vols would score 10 unanswered points, nine of which came from Cooper, to take a 47-26 lead with 5:29 remaining in the quarter. Sophomore Hannah Cook knocked down a three to end the scoring drought 30 seconds later, which sparked a 9-4 run over the final 4:58. Tennessee would lead 51-35 going into the final quarter.

Alabama put up the first three points of the fourth, but the Lady Vols scored the next 17 straight to take a 30-point advantage with 2:17 to go. The Tide scored four of the last six points to cut the final margin to 28.

Knight led Alabama with 11 points and a team-high five rebounds. Tennessee was led by sophomores Jaime Nared and Mercedes Russell, who both finished with double-doubles of 17 points and 10 rebounds and 12 points and 13 rebounds, respectively. Cooper also had 17 points for the Lady Vols.

For the game, Alabama was 27.5 percent (14-51) from the floor, while Tennessee finished at 44.3 percent (27-61). The Lady Vols outrebounded the Tide, 47-26, and had 22 assists on their 27 made baskets.

TENNESSEE 70

Player	FG	3FG	FT	R	TP	A	MIN
Nared*	7-12	1-3	2-3	10	17	3	33
Russell*	5-9	0-0	2-3	13	12	3	28
Reynolds*	0-3	0-1	0-0	5	0	5	29
Carter*	3-5	1-3	0-0	3	7	2	29
Cooper*	6-11	3-5	2-2	1	17	4	23
Moore	1-3	0-0	2-2	5	4	0	7
Jackson	0-0	0-0	0-0	0	0	0	6
DeShields	1-10	0-4	0-0	5	2	3	18
Dunbar	2-4	2-4	0-0	0	6	0	9
Middleton	2-4	1-4	0-0	0	5	2	18
TEAM	5						
Totals	27-61	8-21	8-10	47	70	22	200

	Half (34)	Final
FG%	.438 (14-32)	.443
3FG%	.364 (4-11)	.381
FT%	.667 (2-3)	.800

ALABAMA 42

Player	FG	3FG	FT	R	TP	A	MIN
Bolton*	2-6	0-0	0-0	4	4	2	25
Hegstetter*	1-5	0-0	0-0	4	2	0	26
Cook*	2-8	2-7	2-2	2	8	0	29
Knight*	3-8	0-1	5-6	5	11	2	29
Middlebrook*	4-14	0-4	0-0	4	8	1	34
Magee	0-0	0-0	0-0	3	0	0	15
Carter	1-2	0-0	0-0	1	2	1	11
Hayden	0-2	0-0	3-4	1	3	0	16
Foy	0-3	0-2	1-2	1	1	0	6
Martinez	1-3	0-0	1-2	0	3	0	12
TEAM	1						
Totals	14-51	2-14	12-16	26	42	6	200

	Half (22)	Final
FG%	.230 (8-25)	.275
3FG%	.143 (1-7)	.143
FT%	.833 (5-6)	.750

Fouls: UA 18 (Martinez, 5), UT 15 (Cooper, 5). Turnovers: UA 16 (Three with 3), UT 21 (DeShields, 6). Blocks: UA 5 (Bolton, 3), UT 6 (Two with 2). Steals: UA 11 (Three with 2), UT 8 (Carter, 3)

GAME 23

OLE MISS 37
ALABAMA 48

Feb. 4, 2016 • Tuscaloosa, Ala.
Foster Auditorium • 2,607

The Alabama women's basketball team stifled the Ole Miss Rebels on Thursday night, 48-37. The 37 points are the fewest the Crimson Tide has allowed against a conference foe since limiting Mississippi State to 36 on March 6, 2013 at that season's SEC Tournament.

Senior Nikki Hegstetter opened the scoring, knocking home a jumper for a 2-0 lead 12 seconds into the game. That would be one of only four field goals made by the Alabama in the quarter, but the Tide scored seven points from the foul line while giving up just four field goals as well. Alabama led by as many as nine points (14-5) in the opening frame and took a 15-9 lead into the second quarter.

The Tide was held scoreless until the 6:17 mark of the period, allowing the Rebels to even the score at 15-15. Sophomore Meoshonti Knight made a free throw to push Alabama back in front by one. Over 2:30 would run off the clock before the next points were scored, a trey by Ole Miss' Torri Lewis, to give them their first lead of the night at 18-16. The teams would go into the half tied at 20-20. The Tide converted 6-of-18 from the floor and turned the ball over 13 times, but limited the Rebels to 8-for-29 from the field and held an 8-2 advantage from the foul line.

Alabama took control of the game in the third period, outscoring the Rebels 18-7. After Ole Miss went ahead 24-22, the Tide used an 8-1 run, capped by a three-pointer from sophomore Hannah Cook, to move in front 30-25. The visitors would get as close as three, but Alabama would record the final eight points of the quarter for its largest lead of the game (38-27) going into the final 10 minutes of play.

The Rebels scored the first points of the fourth quarter to trim the deficit to nine, but after Cook responded with a jumper, Ole Miss would not be within single digits again. The Tide's lead would swell to as many as 15 late in the game. The Rebels were good on just five of their 29 shot attempts in the second half, including going 1-of-9 from behind the arc.

For the game, Alabama shot 15-for-41 (36.6 percent) from the floor and collected 41 rebounds. Ole Miss was 13-of-58 (22.4 percent), making just three of its 21 shots from deep, while bringing down 39 rebounds. Knight was Alabama's leading scorer with 14 points, while Cook nearly recorded a double-double, scoring 12 points while bringing in nine rebounds. Hegstetter also just missed out on a double-double, grabbing 10 boards and nine points.

ALABAMA 48

Player	FG	3FG	FT	R	TP	A	MIN
Bolton*	1-5	0-1	2-2	2	4	2	16
Hegstetter*	3-4	0-0	3-3	10	9	1	34
Cook*	4-9	2-7	2-2	9	12	0	34
Knight*	4-9	0-1	6-12	4	14	0	36
Middlebrook*	1-7	0-3	3-4	5	5	0	31
Carter	0-0	0-0	0-0	1	0	0	3
Hayden	0-1	0-0	0-0	3	0	2	21
Wade	2-6	0-1	0-0	3	4	2	25
TEAM	4						

OLE MISS 37

Player	FG	3FG	FT	R	TP	A	MIN
Joseph*	1-8	0-4	2-4	4	4	0	37
Hayes*	2-6	0-0	1-2	7	5	3	30
Sisk*	0-4	0-2	2-2	5	2	1	21
Muhammad*	0-4	0-3	0-0	0	0	0	6
Sessom*	6-20	2-9	1-2	5	15	0	38
Golden	0-0	0-0	0-0	0	0	0	0+
Muhate	0-2	0-0	0-0	1	0	0	8
Hart	1-5	0-0	0-2	5	2	0	19
Alston	0-3	0-0	2-4	4	2	0	13
Lewis	3-6	1-3	0-0	4	7	0	28
TEAM	4						
Totals	13-58	3-21	8-16	39	37	4	200

	Half (20)	Final
FG%	.376 (8-29)	.224
3FG%	.167 (2-12)	.143
FT%	.500 (2-4)	.500

Fouls: UA 18 (Middlebrook, 5), Ole Miss 23 (Hayes, 5). Turnovers: UA 20 (Four with 4), Ole Miss 13 (Joseph, 6). Blocks: UA 6 (Two with 2), Ole Miss 4 (Muhate, 2). Steals: UA 8 (Cook, 4), Ole Miss 9 (Hayes, 5)

GAME 24

ALABAMA 55
AUBURN 59

Feb. 7, 2016 • Tuscaloosa, Ala.
Foster Auditorium • 3,303

Alabama's fourth quarter comeback against Auburn came up short in a 59-55 loss Sunday at Foster Auditorium in the Crimson Tide's annual Power of Pink/Play4Key game. With the loss, UA moves to 14-10 overall and 3-8 in the Southeastern Conference, while the win lifts the Tigers to 16-8 on the season and 6-5 against league opponents.

Sophomore Meoshonti Knight got the scoring started with a three pointer on Alabama's opening possession of the game. The Tide led until the 5:26 mark when Auburn senior Cabriana Capers converted on a jumper to give the Tigers a 6-5 edge. From there, three more lead changes occurred in the back-and-forth quarter. Alabama ended the frame on a 9-5 run to lead 14-11 at the break.

The second was just as close as the first with neither team leading by more than three points. There were four ties throughout the 10-minute period with the final being broken with three seconds to go as Auburn senior Tra'Ce'e Tanner knocked down the final bucket to give the Tigers a 23-21 lead at halftime.

Auburn scored the first five points of the third to take a seven-point advantage, which was the largest lead of the game for either team to that point. The Tigers remained on top, leading by as many as 15 in the quarter. The Tide cut its deficit down to nine, but Auburn would push it back out to double digits and took a 47-34 lead into the final 10 minutes.

Alabama came out strong in the fourth and used an 11-1 run to cut the Auburn lead down to three, 48-45, with 4:22 to go. The Tigers scored the next four to push it back out to seven. The Tide kept chipping away and brought it down to three four more times, but that's as close as Alabama would get down the stretch.

Knight led the Tide in scoring with 16 points. Freshman Shaquera Wade and senior Nikki Hegstetter each finished with a game-high nine rebounds. Wade added a season-high 14 points and Knight recorded four steals.

Auburn was led by junior Katie Frerking, who had 22 points on 8-of-10 shooting. Fellow junior Brandy Montgomery also finished in double figures for the Tigers with 11 and was the team's leader in rebounds with five.

For the game, Alabama shot 33.3 percent (17-51), while Auburn hit 47.8 percent (22-46)

AUBURN 59

Player	FG	3FG	FT	R	TP	A	MIN
Ja. Jones*	2-3	0-0	0-2	4	4	1	32
Tanner*	4-8	0-0	1-4	4	9	1	29
Montgomery*	4-12	1-2	2-4	5	11	0	35
Frerking*	8-10	3-5	3-6	3	22	3	35
McKay*	1-3	0-1	1-2	3	3	0	22
Sanders	1-1	0-0	1-2	1	3	0	11
Je. Jones	0-3	0-0	0-0	3	0	1	11
Capers	2-4	0-0	0-0	1	4	0	5
Dieng	0-2	0-0	3-4	3	3	2	20
TEAM	6						
Totals	22-46	4-8	11-24	33	59	9	200

	Half (23)	Final
FG%	.455 (10-22)	.478
3FG%	.667 (2-3)	.500
FT%	.250 (1-4)	.458

ALABAMA 55

Player	FG	3FG	FT	R	TP	A	MIN
Hegstetter*	3-4</						

2015-16 REVIEW

GAME 25

ALABAMA 52
RV/RV MISSOURI 63

Feb. 11, 2016 • Columbia, Mo.
Mizzou Arena • 3,028

Alabama fell at Missouri, 63-52, Thursday night in a game that saw 10 lead changes and four ties. With the loss, the Crimson Tide moves to 14-11 overall and 3-9 in Southeastern Conference games, while the win brings the Tigers to 19-6 on the season and an even 6-6 in league play.

It was a back-and-forth first quarter between Alabama and Missouri. The Tigers led early on before consecutive three pointers from freshman Shaquera Wade gave the Tide a 10-3 advantage at the 6:52 mark. Alabama pulled in front by four seconds later after sophomore Karyla Middlebrook knocked down a pair of free throws, but the Tide would go scoreless for the next four minutes allowing Missouri to take the lead back at 3:06. Alabama would go on to score seven of the final 11 points of the first to take a 19-17 lead into the first break.

The two teams traded threes to start the second before the Tigers scored seven unanswered over a one-minute span to lead by six, 28-22. Missouri outscored Alabama throughout the quarter and went on to take a nine-point advantage into the locker room at the half, 37-28.

Junior Jordan Frericks hit a jumper at the 9:03 mark of the third quarter to start the scoring and give the Tigers their first double-digit lead of the game. The Tide, however, countered with the next six straight to cut its deficit to five with 5:17 to go. Alabama continued to chip away and eventually got it down to one on the final basket of the quarter, which was scored by senior Nikki Hegstetter off the feed from sophomore Hannah Cook.

Another Cook-to-Hegstetter basket gave the Tide a 44-43 lead with 9:16 remaining. Missouri then scored the next three points and eventually pushed its lead back out to eight at the 4:29 mark. The Tide cut it to four but would come no closer down the stretch.

Cook led all scorers in the game with 15 points while Middlebrook followed with 11 in addition to a team-high six rebounds. Junior Sierra Michaelis finished as the Tigers' leader in points with 14.

For the game, Alabama was 35.6 percent (16-45) from the floor, while Missouri hit 38.9 percent (21-54) of its attempts. The Tigers edged the Tide in rebounds, 36-31, but distributed the ball extremely well, collected 16 assists compared to Alabama's eight.

MISSOURI 63

Player	FG	3FG	FT	R	TP	A	MIN
Stock*	0-5	0-4	0-0	1	0	0	11
S. Cunningham*	2-8	1-5	7-8	4	12	3	36
L. Cunningham*	0-4	0-3	2-4	5	2	4	27
C. Porter*	4-7	0-0	3-3	6	11	3	21
Frericks*	5-8	0-0	0-1	6	10	1	22
Doty	1-1	1-1	0-0	2	3	1	13
B. Porter	0-2	0-0	0-0	3	0	0	6
Stock	0-0	0-0	0-0	0	0	0	2
Hudyn	0-2	0-1	0-0	1	0	0	5
Shephard	0-0	0-0	0-0	0	0	0	0+
McDowell	5-5	0-0	1-2	1	11	2	24
Robinson	0-1	0-1	0-0	0	0	0	2
Michaelis	4-11	4-9	2-2	3	14	2	31
TEAM	4						
Totals	21-54	6-24	15-20	36	63	16	200

	Half (37)	Final
FG%	.419 (13-31)	.389
3FG%	.286 (4-14)	.200
FT%	.875 (7-8)	.667

ALABAMA 52

Player	FG	3FG	FT	R	TP	A	MIN
Cook*	4-10	2-5	5-8	4	15	3	37
Hegstetter*	2-2	0-0	2-2	4	6	0	24
Knight*	2-8	1-3	2-4	2	7	3	34
Middlebrook*	4-11	1-4	2-2	6	11	2	36
Wade*	2-8	2-5	1-2	5	7	0	37
Bolton	2-5	0-1	0-0	2	4	0	14
Carter	0-0	0-0	0-0	1	0	0	4
Hayden	0-1	0-0	0-0	0	0	0	9
Martinez	0-0	0-0	2-2	0	2	0	5
TEAM	7						
Totals	16-45	6-18	14-20	31	52	8	200

	Half (28)	Final
FG%	.417 (10-24)	.356
3FG%	.444 (4-9)	.333
FT%	1.000 (4-4)	.700

Fouls: UA 19 (Hegstetter, 5), Mizzou 22 (Frericks, 5). Turnovers: UA 16 (Middlebrook, 4), Mizzou 12 (Michaelis, 3). Blocks: UA 1 (Wade, 1), Mizzou 2 (Two with 1). Steals: UA 5 (Five with 1), Mizzou 4 (Michaelis, 2)

GAME 26

ALABAMA 67
ARKANSAS 69

Feb. 18, 2016 • Fayetteville, Ark.
Bud Walton Arena • 1,070

Sophomore Meoshonti Knight drained a three-pointer to tie the game with 13 seconds left, but Arkansas freshman Jordan Danberry answered with a jumper to set the final score at 69-67 in favor of the Razorbacks in Bud Walton Arena on Thursday. With the loss, the Crimson Tide stands at 14-12 overall and 3-10 in Southeastern Conference play while Arkansas moves to 11-15 on the season and 6-7 in the league.

Sophomore Hannah Cook led all scorers with a career-high tying 24 points in addition to five rebounds, six assists, four steals and a block, while fellow sophomore Quanetria Bolton added 19 points, nine boards, and three assists.

Arkansas scored on its first two possessions to take a 5-0 lead before Cook knocked down a three-pointer to get Alabama on the board. The Razorbacks led by as many as six in the quarter before six unanswered for the Tide, all scored by Bolton, evened the score at 9-9 with 3:18 to go in the first. Arkansas took the lead back after scoring the next basket before Alabama tied it up again. The Razorbacks pulled in front by four with 20 seconds to go, but a three for Knight as time expired set the score at 17-16 at the end of the quarter.

Alabama was unable to score until the 5:22 mark of the second, allowing Arkansas to build a 24-16 advantage. Again, the Tide would string together a run, this time outscoring the Razorbacks 12-4 over the next four minutes to tie the game at 28-28. The final four points of the half would go to Arkansas, giving the home team a 32-28 lead heading into the locker room.

After not making any trips to the free throw line in the first half, Alabama made nine of its 10 attempts from the stripe over a five-minute span in the third quarter to go along with two baskets to take its first lead of the game at 41-39. The Razorbacks tied the game twice towards the end of the quarter, but a three for Cook, her fourth of the game, gave the Tide a 51-48 edge.

Arkansas opened the fourth with nine unanswered points to give the Razorbacks a 57-51 advantage at the 7:49 mark. The lead moved to eight with 6:56 to go, but a six-point swing in favor of Alabama, sparked by a pair of steals resulting in scores, cut it back down to two nearly 30 seconds later. Arkansas went on to score the next four and led until the three by Knight with 13 seconds to go tied the game for the seventh time. The Danberry jumper came with seven seconds remaining on the clock, giving Alabama little time to counter. The Tide was able to get off two shots, but neither made its way in the basket.

Alabama shot slightly better than Arkansas, hitting 41.8 percent (23-55) compared to the Razorbacks' 40.7 percent (24-59). The Tide went 15-for-17 from the free throw line and had 18 assists in the game.

ARKANSAS 69

Player	FG	3FG	FT	R	TP	A	MIN
Jackson*	8-13	2-4	2-2	8	20	0	37
Wolff*	2-7	0-0	0-0	5	4	0	26
Cooley*	3-6	0-0	5-5	6	11	0	26
Cosper*	2-8	0-1	2-4	5	6	1	30
Danberry*	4-11	0-2	4-5	2	12	10	32
Monk	1-4	0-0	0-0	1	2	1	9
Swenson	2-5	0-1	0-0	1	4	0	8
Freeman	0-0	0-0	0-0	0	0	0	1
Brooks	1-4	1-3	4-4	3	7	1	24
West	1-1	0-0	1-2	1	3	0	7
TEAM	3						
Totals	24-59	3-11	18-22	35	69	13	200

	Half (32)	Final
FG%	.394 (13-33)	.407
3FG%	.429 (3-7)	.273
FT%	1.000 (3-3)	.818

ALABAMA 67

Player	FG	3FG	FT	R	TP	A	MIN
Hegstetter*	0-1	0-0	0-0	3	0	0	17
Cook*	7-11	4-6	6-6	5	24	6	37
Knight*	3-9	2-3	0-0	1	8	1	23
Middlebrook*	0-5	0-2	4-4	5	4	5	39
Wade*	4-9	0-2	0-0	5	8	3	35
Bolton	7-16	0-2	5-7	9	19	0	25
Carter	0-0	0-0	0-0	0	0	0	2
Hayden	2-3	0-0	0-0	2	4	3	20
Martinez	0-1	0-0	0-0	0	0	0	2
TEAM	4						
Totals	23-55	6-15	15-17	34	67	18	200

	Half (28)	Final
FG%	.364 (12-33)	.418
3FG%	.364 (4-11)	.400
FT%	.000 (0-0)	.882

Fouls: UA 23 (Middlebrook, 4), AR 20 (Jackson, 4). Turnovers: UA 22 (Middlebrook, 6), AR 19 (Two with 4). Blocks: UA 4 (Bolton, 3), AR 2 (Two with 1). Steals: UA 11 (Cook, 4), AR 10 (Jackson, 3)

GAME 27

ALABAMA 46
NO. 3/2 SOUTH CAROLINA 66

Feb. 22, 2016 • Tuscaloosa, Ala.
Foster Auditorium • 2,679

Alabama hung with regular season Southeastern Conference champion South Carolina, but the Gamecocks eventually pulled away for a 66-46 victory Monday night inside Foster Auditorium. With the loss, the Crimson Tide slips to 14-13 overall and 3-11 in SEC play. South Carolina improves to 26-1 on the year and a perfect 14-0 in conference action.

The visitors led 14-6 after the first period, as both teams struggled from the field. The score stood at 7-4 in favor of South Carolina for more than four minutes in the middle of the quarter. The Gamecocks made only five of their 15 attempts while Alabama was 2-of-16 from the floor, which included missing all eight shots from behind the arc.

In the second quarter, the Tide was able to connect on two shots from deep and seven from the floor overall to total 16 points. However, South Carolina was able to extend its lead to as many as 13 in the frame, eventually taking a 32-22 advantage into the locker room. Sophomore Meoshonti Knight had seven points to pace the offense.

Both defenses took control of the game coming out of the break, as a total of 22 points were scored. Alabama made two shots but did manage to record five points from the four line. The Gamecocks finished the quarter 6-of-17 overall along with bringing down 15 rebounds to control possession for the majority of the period.

Leading 45-31, going into the final 10 minutes, South Carolina went 8-for-10 from the charity stripe and expanded its lead to as many as 24 points despite only making six field goals. The Tide drained seven shots from the floor in the final frame, but again saw the Gamecocks dominate the glass by a margin of 18-3.

For the game, Alabama shot 18-of-63 (28.6 percent) from the field, including 3-for-28 from deep. South Carolina finished 23-of-60 (38.3 percent) from the floor and recorded 14 points at the free throw line. The Gamecocks controlled the glass, hauling in 58 rebounds compared to 31 for the Tide. South Carolina also held a 32-20 edge on points in the paint. UA committed only eight turnovers on the night, while forcing 16.

Freshman Shaquera Wade scored 11 points to lead Alabama offensively. Senior Nikki Hegstetter and sophomore Karyla Middlebrook brought down six rebounds each.

Gamecock sophomore A'J Wilson ended with a game-high 16 points to go along with 10 rebounds for a double-double. Junior Alaina Coates also recorded a double-double, totaling 13 points and grabbing 18 boards. South Carolina dished out 16 assists on its 23 made baskets.

SOUTH CAROLINA 66

Player	FG	3FG	FT	R	TP	A	MIN
Wilson*	6-15	0-0	4-6	10	16	2	31
Coates*	3-7	0-0	7-8	18	13	0	31
Sessions*	1-6	1-3	1-4	11	4	3	30
Mitchell*	4-12	2-5	0-0	1	10	1	28
Dozier*	1-2	1-2	0-0	0	3	1	16
Cuevas	2-5	1-3	0-0	6	5	3	25
Cliney	1-2	0-0	2-2	0	4	2	5
Roy	1-4	1-4	0-0	1	3	3	17
Imovbioh	4-7	0-0	0-0	6	8	1	14
Farmer	0-0	0-0	0-0	0	0	0	3
TEAM	5						
Totals	23-60	6-17	14-20	58	66	16	200

	Half (32)	Final
FG%	.407 (11-27)	.383
3FG%	.444 (4-9)	.353
FT%	.750 (6-8)	.700

ALABAMA 46

Player	FG	3FG	FT	R	TP	A	MIN
Hegstetter*	1-4	0-3	1-2	6	3	1	32
Cook*	1-12	1-8	0-0	5	3	0	26
Knight*	3-8	0-3	1-2	3	7	0	31
Middlebrook*	3-11	0-3	2-4	6	8	1	27
Wade*	4-11	0-3	3-3	3	11	1	28
Bolton	2-5	1-3	0-0	5	5	1	22
Carter	1-3	0-2	0-0	0	2	0	10
Hayden	3-9	1-3	0-0	0	7	1	24
TEAM	3						
Totals	18-63	3-28	7-11	31	46	5	200

	Half (22)	Final
FG%	.265 (9-34)	.286
3FG%	.111 (2-18)	.107
FT%	.500 (2-4)	.636

Fouls: UA 18 (Knight, 5), USC 14 (Coates, 4). Turnovers: UA 8 (Three with 2), USC 16 (Wilson, 5). Blocks: UA 4 (Bolton, 2), USC 4 (Wilson, 3). Steals: UA 10 (Knight, 3), USC 5 (Cuevas, 2)

GAME 28

TENNESSEE 46
ALABAMA 54

Feb. 25, 2016 • Tuscaloosa, Ala.
Foster Auditorium • 2,767

The Alabama women's basketball team (15-13, 4-11 Southeastern Conference) ended a 42-game losing streak to the Tennessee Lady Volunteers (16-12, 7-8 SEC), locking down defensively for the 54-46 victory on Senior Night Thursday inside Foster Auditorium. The win is the first for the Crimson Tide in the series since March 3, 1984, and the first in program history to home against the Lady Vols.

Alabama's defense was the story of the night, holding Tennessee to 18-of-69 (26.1 percent) shooting from the floor for the game. The Lady Vols finished 0-for-11 from beyond the arc. The Tide was able to put distance between itself and Tennessee in the second quarter, as the Lady Vols missed all 12 shot attempts in the period and tallied only three points. Alabama capitalized, taking a 28-17 lead into the locker room and held on in the second half for the historic victory.

The Tide led 15-14 after the opening 10 minutes after senior Nikki Hegstetter knocked down a jumper at the horn. Tennessee went in front 14-11 at the 3:24 mark of the period but did not score again before it ended to allow Alabama to pull ahead.

Junior Breanna Hayden connected on a trey on the Tide first possession of the second frame for an 18-14 lead. As the game reached the quarter's media timeout, the Lady Vols still had not recorded a point. While Tennessee struggled, Alabama made six field goals and outscored the visitors, 13-3. The Tide also held a 16-7 edge on the boards in the period.

After the break, the Lady Vols began trapping on every possession defensively while also working the ball into the post more on offense. It took over three minutes for Alabama to put up its first shot attempt, committing several turnovers in the backcourt due to the press. Tennessee could to within five at 28-23, but sophomore Hannah Cook responded with a three-pointer to extend the lead back to eight. The Lady Vols trimmed their deficit to five on two occasions in the quarter, but were only able to convert six of their 20 shot attempts as Alabama went into the final period with a 37-29 margin.

A deep trey by sophomore Quanetria Bolton to open the final quarter pushed the lead to 40-29, equaling the largest lead of the night. The Lady Vols put together a small run to get back within six at 40-34, but three points from the charity stripe and a put back by Hegstetter off of an offensive rebound made the score 45-34 with less than six minutes to play.

Following the media timeout, the Lady Vols made one final push with an 8-0 run, slicing the Tide's lead to 45-42 with 2:21 on the clock. Alabama would be called upon to put the game away at the free throw line, and the home team would do just that, going on a 6-0 stretch that consisted of only free throws. Over the last two minutes of the game, the Tide made nine of its 14 foul shots while allowing Tennessee to score only four points.

For the game, Alabama shot 18-of-51 (35.3 percent) and grabbed 45 rebounds compared to 46 for the Lady Vols. The Tide's bench was clutch, scoring 18 points compared to Tennessee's two for the reserves.

Sophomore Karyla Middlebrook paced the offense with 13 points, while Cook tallied a double-double thanks to 10 points and 10 rebounds. Hegstetter finished with seven points and eight rebounds while playing excellent defense down low in 32 minutes of action.

Fittingly, senior Khadijah Carter came down with the game's final rebound as the horn sounded. Senior Bashaara Graves poured in 15 points for the Lady Vols, while sophomore Jaime Nared added 13 and sophomore Mercedes Russell chipped in 10. Russell pulled down 11 rebounds for the double-double.

TENNESSEE 46

Player	FG	3FG	FT	R	TP	A	MIN
Graves*	6-15	0-0	3-4	8	15	1	29
Nared*	4-12	0-3	5-7	7	13	1	33
Russell*	4-13	0-1	2-4	11			

GAME 29

ALABAMA 52
No. 16/16 MISSISSIPPI STATE 61

Feb. 28, 2016 • Starkville, Miss.
Humphrey Coliseum • 6,224

Alabama kept it close throughout the entire game, but in the end, the 16th-ranked Mississippi State Bulldogs prevailed at home with a 61-52 win in Humphrey Coliseum. With the loss, the Crimson Tide ends the regular season at 15-14 overall and 4-12 in Southeastern Conference play, while the win brings the Bulldogs to 24-6 on the season and 11-5 in the league.

Alabama led 4-0 at the start with baskets from senior Nikki Hegstetter and sophomore Meoshonti Knight before Mississippi State scored nine unanswered over the next three minutes to pull in front by five. The Bulldogs went on to lead by as many as 11, but a three-pointer from sophomore Hannah Cook cut it to eight, 17-9, at the end of the first.

The Tide got off to a solid start in the second, scoring the first nine points of the quarter, seven from sophomore Quanetria Bolton, to take the lead back at the 6:47 mark. Mississippi State responded with a four-point run of its own to go on top by three, 21-18, but the lead wouldn't last long for the Bulldogs as Alabama went on to score the next five, all from sophomore Breanna Hayden, to take the 23-21 edge with 3:59 to go in the second. Mississippi State went on to record seven on the final nine points of the quarter to lead by three, 28-25, at the half.

Cook knocked down a three-pointer to tie the game at 8:12, but the Bulldogs scored 11 of the next 13 points to take a nine-point advantage at the 3:13 mark of the third. Alabama cut it to six twice, however Mississippi State pushed it out to double digits to end the quarter with a 46-36 lead.

The Bulldogs continued to lead by double digits until 7:07 in the final frame when a layup from sophomore Karyla Middlebrook cut it to eight. Alabama pulled within six with 2:48 to go, however that's as close as the Tide would get down the stretch.

Knight finished as Alabama's leader in points with 11, while Hayden was just behind with 10. Mississippi State was led by junior Dominique Dillingham, who had 17 points and four steals.

The Tide shot 38 percent (19-50) in the game, while the Bulldogs ended the game at 39.6 percent (21-53). Alabama outrebounded Mississippi State, 36-29, however the Bulldogs forced 20 Tide turnovers, scoring 25 points off those miscues

MISSISSIPPI STATE 61

Player	FG	3FG	FT	R	TP	A	MIN
Chapel*	1-4	0-0	0-0	3	2	0	18
Williams*	1-3	0-0	0-2	3	2	0	13
Dillingham*	8-12	0-1	1-1	2	17	1	39
William*	3-11	0-2	3-3	2	9	6	34
Vivians*	2-10	1-6	4-4	9	9	2	27
Schaefer	1-3	1-2	1-2	0	4	0	7
Richardson	1-2	0-0	0-0	2	2	0	23
Holmes	1-3	0-1	1-2	0	3	1	6
McCowan	0-1	0-0	2-2	0	2	0	4
Nevitt	1-1	1-1	0-0	0	3	0	6
Okorie	2-3	0-0	4-6	6	8	0	23
TEAM	2						
Totals	21-53	3-13	16-22	29	61	10	200

	Half (28)	Final
FG%	.400 (10-25)	.396
3FG%	.333 (3-9)	.231
FT%	.556 (5-9)	.727

ALABAMA 52

Player	FG	3FG	FT	R	TP	A	MIN
Hegstetter*	2-3	0-0	0-2	2	4	2	33
Cook*	3-8	2-5	0-0	4	8	1	30
Knight*	5-10	0-1	1-3	5	11	1	30
Middlebrook*	2-9	0-1	1-2	6	5	2	35
Wade*	1-4	0-0	3-4	4	5	1	21
Bolton	4-7	0-0	1-1	4	9	0	24
Carter	0-0	0-0	0-0	1	0	0	1
Hayden	2-9	0-1	6-8	5	10	3	26
TEAM	5						
Totals	19-50	2-9	12-20	36	52	10	200

	Half (25)	Final
FG%	.375 (9-24)	.380
3FG%	.250 (1-4)	.222
FT%	.857 (6-7)	.600

Fouls: UA 22 (Cook, 5), MS 20 (Vivians, 4). Turnovers: UA 20 (Cook, 6), MS 13 (Williams, 4). Blocks: UA 2 (Two with 1), MS 6 (Williams, 2). Steals: UA 5 (Cook, 2), MS 8 (Dillingham, 4)

GAME 30

ALABAMA 49
LSU 58

March 2, 2016 • Jacksonville, Fla.
Veterans Memorial Coliseum • 2,669

The 12th-seeded Alabama women's basketball team fell, 58-49, to 13th-seeded LSU in Veterans Memorial Coliseum in first round action at the 2016 Southeastern Conference Tournament. With the loss, the Crimson Tide stands at 15-15 overall, while the win brings the Tigers' season mark to 10-20.

Sophomore Meoshonti Knight led Alabama in scoring with 15 points. She was followed by sophomore Quanetria Bolton with 12 points. Sophomore Hannah Cook led the Tide in rebounds with nine boards, while sophomore Karyla Middlebrook led in assists with four. LSU junior Alexis Hyder led all scorers with 20 points in addition to nine rebounds, five assists and three steals.

The Tigers shot 50.0 percent (25-50) for the game, including 66.7 percent (8-12) in the final 10 minutes. The Tide was 30.2 percent (16-53) for the game. Alabama forced 15 turnovers, 10 of which were steals, and got to the free throw line 18 times.

Knight hit her first basket at the 9:35 mark to get Alabama on the board first, but LSU would go on to score the next six straight points. The Tigers led until a layup by Knight at the 5:13 mark put the Tide in front, 7-6. Over the next five minutes in the quarter there were two ties and three lead changes with the final lead change of the frame going to LSU. The Tigers led 12-11 after the first.

Alabama put up four of the first six points of the second to jump back in front, but again, the quarter would go back and forth as it saw two ties and four more lead changes. With 33 seconds to go before the half, senior Nikki Hegstetter converted the old fashioned three-point play to put the Tide ahead, 24-22. Neither team would score again for the duration of the quarter, giving Alabama the two-point edge at the break.

Towards the end of the third quarter, LSU began to make a run, and led by as many seven. A three-pointer for Cook cut it to four, giving the Tigers a 36-32 lead heading into the final quarter.

LSU pushed its cushion back out to seven, 43-36, three minutes into the fourth before a 4-1 run brought the Tide within three at the 6:33 mark. From there, the Tigers scored six of the next seven points to extend its lead to eight. Alabama made one final push towards the end, but the Tide was unable to come any closer than five points over the final 4:51.

LSU 58

Player	FG	3FG	FT	R	TP	A	MIN
Hyder*	9-12	0-0	2-3	9	20	5	31
Jones*	2-5	0-0	2-2	5	6	1	23
Norton*	4-9	0-1	0-0	9	8	5	40
Pedersen*	2-5	0-0	0-0	0	4	2	26
Hill†	5-13	0-0	0-0	0	10	5	40
Bethel	2-2	0-0	0-0	3	4	2	17
Rhodes	1-3	0-0	4-4	2	6	1	14
Humbles	0-1	0-0	0-0	1	0	0	9
TEAM	2						
Totals	25-50	0-1	8-9	31	58	21	200

	Half (22)	Final
FG%	.435 (10-23)	.500
3FG%	.000 (0-1)	.000
FT%	1.000 (2-2)	.889

ALABAMA 49

Player	FG	3FG	FT	R	TP	A	MIN
Hegstetter*	2-5	0-1	1-1	3	5	0	30
Cook*	2-8	2-6	2-4	9	8	1	36
Knight*	6-18	1-5	2-2	4	15	1	40
Middlebrook*	2-7	0-2	3-4	3	7	4	32
Wade*	0-5	0-1	0-0	4	0	1	27
Bolton	4-9	0-2	4-5	4	12	0	23
Hayden	0-1	0-0	2-2	1	2	0	12
TEAM	2						
Totals	16-53	3-17	14-18	30	49	7	200

	Half (24)	Final
FG%	.290 (9-31)	.302
3FG%	.200 (2-10)	.176
FT%	1.000 (4-4)	.778

Fouls: UA 12 (Knight, 4), LSU 17 (Rhodes, 5). Turnovers: UA 13 (Knight, 6), LSU 15 (Norton, 6). Blocks: UA 3 (Bolton, 2), LSU 6 (Jones, 2). Steals: UA 10 (Two with 3), LSU 5 (Hyder, 3)

GAME 31

ALABAMA 52
TULANE 53

March 16, 2016 • New Orleans, La.
Avron B. Fogelman Arena • 627

Alabama outscored Tulane 21-15 in the final quarter, but came up just short in the end, falling 53-52 in the first round of the Women's National Invitation Tournament at Avron B. Fogelman Arena in Devlin Fieldhouse. With the loss, the Crimson Tide finishes the season at 15-16 overall, while the win brings the Green Wave to 22-11.

Tulane missed only one free throw the entire game, going 14-for-15 from the stripe, which ended up being a difference maker down the stretch as UA went 7-of-15 on its attempts. The Tide shot over 10 percent better from the floor at 41.3 percent (19-46) compared to the Green Wave's 30.9 percent (17-55) clip. Both teams hauled in 35 rebounds, but Tulane outscored Alabama 15-3 in second chance points.

Four finished in double figures for the Tide, led by sophomore Quanetria Bolton's 12 points. She was followed by fellow sophomores Hannah Cook and Karyla Middlebrook, who each had 11, and Meoshonti Knight, who tacked on 10. Cook pulled in a game-high six rebounds, while junior Breanna Hayden dished out a team-best six assists. The Green Wave was led by sophomore Kolby Morgan's 19-point performance.

Middlebrook knocked down a three-pointer to get UA on the board first, but the Tide would go 0-7 from the floor over the next 5:18, allowing Tulane to pull in front by four. Alabama scored five of the last eight points of the quarter, but the Green Wave would lead, 20-18, after the first 10 minutes.

Tulane continued to lead until an old fashioned three-point play from Knight tied the game at 13 with 7:23 to go in the second quarter. From there, the Green Wave went on a 7-2 run over the next three minutes to take a 20-15 lead. Once again, the Tide would even the score, this time off a pair of free throws from senior Nikki Hegstetter. Tulane put up one more point than Alabama did over the last two minutes of the quarter to lead 23-22 at the half.

The Green Wave started the third on a 7-1 run over a four minute span to lead 30-23. The Tide cut it to three with 3:47 remaining in the quarter off a layup from Bolton, but Tulane pushed it back out to seven, 38-31, on the final basket of the frame.

Alabama kept inching closer in the fourth and eventually took the lead off a three from Cook, who had all 11 of her points in the last quarter, with 1:43 to go. The game would go back and forth from there until the end with three lead changes and another tie. With 18 seconds left, Morgan hit her eighth and ninth free throws of the game to give the home team a one-point edge. Middlebrook got a shot off with six seconds to go, but the Tide would come up empty on the final possession.

TULANE 53

Player	FG	3FG	FT	R	TP	A	MIN
Morgan*	4-13	2-5	9-9	6	19	4	39
Vorpahl*	2-12	1-8	1-2	4	6	2	37
Jones*	3-8	0-0	0-0	4	6	2	30
Latham*	3-7	2-4	0-0	2	8	4	31
Duru*	1-5	0-0	4-4	4	6	1	28
Emery	2-5	0-2	0-0	2	4	2	13
Thompson	0-0	0-0	0-0	0	0	0	2
Schulte	1-2	0-0	0-0	4	2	0	10
Wyatt	1-3	0-0	0-0	3	2	1	10
TEAM	6						
Totals	17-55	5-19	14-15	35	53	16	200

	Half (23)	Final
FG%	.259 (7-27)	.309
3FG%	.333 (4-12)	.263
FT%	.833 (5-6)	.933

ALABAMA 52

Player	FG	3FG	FT	R	TP	A	MIN
Cook*	4-10	3-6	0-2	6	11	2	32
Hegstetter*	2-3	0-0	2-2	3	6	1	30
Knight*	3-7	1-3	3-5	5	10	4	29
Middlebrook*	3-5	3-3	2-2	3	11	3	38
Wade*	1-7	0-0	0-2	3	2	0	24
Bolton	6-12	0-1	0-0	2	12	0	18
Carter	0-1	0-0	0-0	0	0	0	3
Hayden	0-1	0-0	0-2	4	0	6	26
TEAM	9						
Totals	19-46	7-13	7-15	35	52	16	200

	Half (22)	Final
FG%	.286 (8-28)	.413
3FG%	.429 (3-7)	.538
FT%	1.000 (3-3)	.467

Fouls: UA 16 (Knight, 4), TLN 16 (Duru, 4). Turnovers: UA 21 (Knight, 6), TLN 16 (Two with 4). Blocks: UA 6 (Hegstetter, 3), TLN 3 (Duru, 3). Steals: UA 6 (Two with 3), TLN 11 (Morgan, 5)

RECORDS & HISTORY

YEAR-BY-YEAR TEAM STATISTICS

Season	G	FG-FGA	FG%	3FG-FGA	3FG%	FT-FTA	FT%	REB	Avg	PF-FO	A	TO	BL	S	Pts	Avg
1974-75	25	722-2,066	.349	0-0	.000	294-521	.564	941	37.6	606-0	0	0	0	0	1,738	69.5
1975-76	22	664-1,530	.434	0-0	.000	261-499	.523	920	41.8	402-0	375	547	0	265	1,589	72.2
1976-77	28	881-2,145	.411	0-0	.000	347-581	.597	1,245	44.5	664-0	332	638	0	254	2,109	75.3
1977-78	31	931-2,145	.434	0-0	.000	343-569	.603	1,328	42.8	605-0	424	792	0	0	2,205	71.1
1978-79	26	752-1,684	.447	0-0	.000	468-681	.687	1,098	42.2	531-0	166	458	48	170	1,972	75.8
1979-80	27	760-1,767	.430	0-0	.000	426-599	.711	1,045	38.7	572-0	365	517	89	223	1,946	72.1
1980-81	33	1,031-2,330	.442	0-0	.000	427-634	.674	1,300	39.4	563-20	636	555	107	305	2,489	75.4
1981-82	28	829-1,799	.461	0-0	.000	305-485	.629	1,111	39.7	431-8	428	451	62	215	1,963	70.1
1982-83	29	818-1,896	.431	0-0	.000	401-628	.639	1,198	41.3	537-0	351	471	76	233	2,037	70.2
1983-84	32	1,056-2,208	.478	0-0	.000	342-537	.637	1,371	42.8	649-0	521	555	98	348	2,454	76.7
1984-85	28	880-1,826	.482	0-0	.000	386-595	.649	1,144	40.9	530-17	420	578	68	305	2,146	76.6
1985-86	29	914-1,874	.488	0-0	.000	417-596	.700	1,101	38.0	515-14	495	497	46	270	2,245	77.4
1986-87	29	897-1,903	.471	0-0	.000	462-744	.621	1,168	40.3	621-17	437	532	53	337	2,256	77.8
1987-88	28	849-1,828	.464	40-141	.284	411-651	.631	1,129	40.3	597-16	434	614	61	344	2,149	76.8
1988-89	29	836-1,875	.446	38-117	.325	417-629	.663	1,316	45.4	612-14	391	618	47	226	2,127	73.3
1989-90	28	711-1,858	.383	104-324	.321	393-606	.649	1,276	45.6	516-15	516	307	58	80	1,919	68.5
1990-91	29	761-1,755	.434	97-281	.345	550-803	.685	1,224	42.2	561-15	450	580	60	276	2,169	74.8
1991-92	30	942-2,235	.421	248-765	.324	505-724	.698	1,399	46.6	666-13	500	573	51	406	2,637	87.9
1992-93	31	970-2,232	.435	237-696	.341	511-736	.694	1,393	44.9	645-11	546	590	92	411	2,688	86.7
1993-94	33	1,032-2,343	.440	223-691	.323	553-831	.665	1,622	49.2	717-19	597	598	135	356	2,840	86.1
1994-95	31	934-2,228	.419	226-688	.328	500-705	.709	1,471	47.5	575-15	518	522	103	285	2,594	83.7
1995-96	32	922-2,103	.438	179-524	.342	478-757	.631	1,422	44.4	558-7	508	477	100	305	2,501	78.2
1996-97	32	890-2,137	.416	175-580	.302	555-824	.674	1,551	48.5	587-10	484	511	121	318	2,510	78.4
1997-98	34	948-2,100	.451	198-552	.359	503-752	.669	1,415	41.6	618-11	560	542	144	257	2,597	76.4
1998-99	31	837-1,916	.437	164-489	.335	565-821	.688	1,350	43.5	627-7	442	586	122	265	2,403	77.5
1999-00	29	720-1,711	.421	122-417	.293	404-637	.634	1,196	41.2	550-13	346	560	111	227	1,966	67.8
2000-01	31	698-1,673	.417	148-448	.330	446-678	.658	1,155	37.3	610-23	409	590	102	188	1,990	64.2
2001-02	31	809-1,750	.462	191-476	.401	475-702	.677	1,196	38.6	620-17	381	591	71	228	2,284	73.7
2002-03	28	644-1,642	.392	179-536	.334	298-437	.682	1,095	39.1	525-12	322	468	88	145	1,765	63.0
2003-04	28	683-1,688	.405	169-529	.320	323-496	.651	1,150	41.1	500-9	312	468	82	184	1,858	66.4
2004-05	29	676-1,754	.385	156-470	.332	432-651	.664	1,189	41.0	590-15	300	499	114	206	1,940	66.9
2005-06	28	599-1,465	.409	94-323	.291	404-643	.628	1,114	39.8	508-9	304	628	95	211	1,696	60.6
2006-07	30	668-1,651	.405	151-488	.309	317-468	.677	1,142	38.1	594-9	371	736	65	313	1,804	60.1
2007-08	30	620-1,588	.390	98-342	.287	308-496	.621	1,141	38.0	566-13	341	778	115	265	1,646	54.9
2008-09	30	714-1,899	.376	149-566	.263	327-494	.662	1,228	40.9	546-9	400	529	105	207	1,904	63.5
2009-10	30	738-1,862	.396	128-438	.292	317-516	.614	1,214	40.5	614-18	388	572	87	227	1,921	64.0
2010-11	33	795-2,108	.377	137-465	.295	452-709	.638	1,278	38.7	667-17	375	551	95	353	2,179	66.0
2011-12	31	659-1,843	.358	103-400	.258	419-655	.640	1,208	39.0	581-13	292	561	84	284	1,840	59.4
2012-13	31	724-2,134	.339	171-667	.256	394-632	.623	1,229	39.6	567-10	352	490	115	334	2,013	64.9
2013-14	30	694-1,782	.389	174-545	.319	382-604	.632	1,140	38.0	525-7	341	479	91	222	1,944	64.8
2014-15	32	655-1,733	.378	136-537	.253	463-735	.630	1,205	37.7	552-13	352	594	107	277	1,909	59.7
2015-16	31	697-1,770	.394	151-543	.278	430-615	.699	1,157	37.3	541-12	335	513	147	298	1,975	63.7

TEAM SCORING RECORDS

POINTS IN A SEASON

Season	GM	Avg	Points
1. 1993-94	33	86.1	2,840
2. 1992-93	31	86.7	2,688
3. 1991-92	30	87.9	2,637
4. 1997-98	34	76.4	2,597
5. 1994-95	31	78.2	2,594
6. 1996-97	32	78.4	2,510
7. 1995-96	32	78.2	2,501
8. 1980-81	33	75.4	2,489
9. 1983-84	32	76.7	2,454
10. 1998-99	31	77.5	2,403

POINTS IN A GAME

Date/Opponent	Points
1. Feb. 25, 1993 vs. Oral Roberts	122-52
2. March 18, 1995 vs. Duke	121-120 ^{4OT}
3. Dec. 29, 1994 vs. UNC-Asheville	119-46
Jan. 12, 1994 at Troy	119-43
5. Nov. 29, 1991 vs. Louisiana-Monroe	118-86
6. Dec. 18, 1992 vs. Grambling State	117-51
7. Dec. 20, 2014 vs. Troy	113-105 ^{OT}
8. Jan. 13, 1992 at Appalachian State	114-90
9. Dec. 15, 1992 vs. Austin Peay	111-79
10. Feb. 24, 1992 vs. Mississippi Valley State	110-51

MISCELLANEOUS SCORING RECORDS

MOST POINTS SCORED

Half	68 vs. Mississippi Valley State, second half (Feb. 24, 1992)
Game	122 vs. Oral Roberts (Feb. 25, 1993)
By Opponent - Regulation	110 by Tennessee (Jan. 6, 2011)
	110 by Mississippi State (Jan. 15, 1977)
By Opponent - Overtime	120 by Duke - four OTs (March 18, 1995)
Combined - Regulation	204 (118-86) vs. Louisiana Monroe (Nov. 29, 1991)
	204 (103-101) vs. Florida (Jan. 4, 1992)
	204 (114-90) vs. Appalachian State (Jan. 13, 1992)
Combined - Overtime	241 (121-120) vs. Duke - four OTs (March 18, 1995)
Home	122 vs. Oral Roberts (Feb. 25, 1993)
Away	119 vs. Troy (Jan. 12, 1994)
Season	2,840 in 33 games (1993-94)
Largest Margin of Victory	76 (119-43) at Troy (Jan. 12, 1994)
Highest Scoring Average in a Season	87.9 over 30 games (1991-92)

FEWEST POINTS SCORED

Game	34 vs. South Carolina (Feb. 9, 2003)
	34 vs. LSU (Jan. 11, 2009)
By Opponent	21 by Georgia State (Dec. 21, 1990)
Combined	82 (48-34) vs. South Carolina (Feb. 9, 2003)
Home	34 vs. South Carolina (Feb. 9, 2003)
Away	34 vs. LSU (Jan. 11, 2009)
Season	1,589 in 22 games (1975-76)
Loss Margin	65 (45-110) at Tennessee (Jan. 6, 2011)
Lowest Scoring Average in a Season	54.9 over 30 games (2007-08)

LARGEST MARGINS OF VICTORY

VS. ALL OPPONENTS

Date	Opponent	Score	Margin
Jan. 12, 1994	at Troy	119-43	+76
Dec. 29, 1994	vs. UNC-Asheville	119-46	+73
Feb. 25, 1993	Oral Roberts	122-52	+70
Dec. 3, 1993	Coppin State	98-31	+67
Dec. 18, 1992	Grambling State	117-51	+66
Dec. 29, 1983	at Queens College	113-47	+66
Nov. 30, 1990	Tuskegee	106-41	+65
Nov. 29, 1988	Tennessee State	107-43	+64
Nov. 22, 2015	Mississippi Valley State	98-35	+63
Jan. 31, 1996	Alabama State	105-42	+63
Dec. 2, 1997	Samford	104-43	+61
Jan. 17, 1976	Tuskegee	101-40	+61
Dec. 27, 1983	vs. Xavier	102-42	+60

VS. SEC OPPONENTS

Date	Opponent	Score	Margin
Feb. 9, 1997	South Carolina	87-38	+49
Feb. 21, 1999	Vanderbilt	102-59	+43
Feb. 6, 1997	Arkansas	102-61	+41
Jan. 13, 1996	Mississippi State	97-64	+33
Jan. 31, 1995	at LSU	90-60	+30

RECORDS & HISTORY

INDIVIDUAL SCORING RECORDS

CAREER LEADERS

POINTS

Name	Seasons	GM	Avg	Pts
1. Dominique Canty	1996-99	127	18.1	2,294
2. Niesa Johnson	1992-95	125	17.1	2,134
3. Carol Smith	1982-86	116	17.3	2,018
4. Yolanda Watkins	1993-97	125	14.2	1,778
5. Terri Hillard	1980-84	122	13.4	1,606
6. Tierney Jenkins	2008-11	122	12.6	1,535
7. Betsy Harris	1990-94	123	12.3	1,519
8. Shondra Johnson	1998-2002	115	12.1	1,411
9. Shalonda Enis	1995-97	64	20.5	1,309
10. Leslie Payne	1977-81	108	12.4	1,299

SCORING AVERAGE (min. 50 games)

Name	Seasons	GM	Pts	Avg
1. Shalonda Enis	1995-97	64	1,309	20.5
2. Cassandra Crumpton	1982-84	59	1,073	18.2
3. Dominique Canty	1995-99	127	2,294	18.1
Linda Burgess	1990-92	59	1,069	18.1
5. Carol Smith	1982-86	116	2,018	17.3
6. Niesa Johnson	1992-95	125	2,134	17.1
7. Yolanda Watkins	1993-97	125	1,778	14.2
8. Terri Hillard	1980-84	122	1,606	13.4
9. Ashley Williams	2014-Present	61	798	13.1
10. Tierney Jenkins	2008-11	122	1,535	12.6
Tracey Rutledge	1985-88	85	1,069	12.6

SINGLE-SEASON LEADERS

POINTS

Name	Season	GM	Avg	Pts
1. Shalonda Enis	1995-96	32	23.9	766
2. Dominique Canty	1997-98	34	21.5	732
3. Niesa Johnson	1994-95	31	21.1	653
4. Dominique Canty	1998-99	31	19.7	612
5. Linda Burgess	1991-92	30	20.3	610
6. Terri Hillard	1981-82	28	20.3	569
7. Carol Smith	1985-86	29	19.4	564
8. Cassandra Crumpton	1983-84	32	17.5	559
9. Shalonda Enis	1996-97	32	17.0	543
10. Cassandra Crumpton	1982-83	29	18.3	532

SCORING AVERAGE

Name	Season	GM	Pts	Avg
1. Shalonda Enis	1995-96	32	766	23.9
2. Dominique Canty	1997-98	34	732	21.5
3. Niesa Johnson	1994-95	31	653	21.1
4. Linda Burgess	1991-92	30	610	20.3
Terri Hillard	1981-82	28	569	20.3
6. Dominique Canty	1998-99	31	612	19.7
7. Julie Ellis	1974-75	25	490	19.6
8. Carol Smith	1985-86	29	561	19.4
9. Cassandra Crumpton	1982-83	29	532	18.3
10. Cassandra Crumpton	1983-84	32	559	17.5

GAME LEADERS

POINTS

Name	Date/Opponent	Points
1. Amy Lannom	Jan. 4, 1992 vs. Florida	38
2. Daisha Simmons	Dec. 20, 2013 vs. Troy	37
Linda Burgess	Dec. 2, 1991 vs. Loyola-Chicago	37
4. Shalonda Enis	Nov. 29, 1995 vs. East Tennessee State	35
5. Shafontaye Myers	Dec. 20, 2013 vs. Troy	34
Shalonda Enis	Dec. 17, 1995 vs. Georgia	34
Linda Burgess	Jan. 7, 1991 vs. UAB	34
Cassandra Crumpton	Jan. 22, 1983 vs. LSU	34
9. Varisia Raffington	Nov. 28, 2009 vs. CSU Bakersfield	33
LaToya Thomas	Feb. 7, 2002 vs. Miss. State	33
Dominique Canty	Jan. 31, 1999 vs. Tennessee	33
Shalonda Enis	Jan. 28, 1996 vs. Tennessee	33
Yolanda Watkins	March 18, 1995 vs. Duke	33
Niesa Johnson	Jan. 3, 1995 vs. East Tennessee State	33
Carol Smith	Nov. 22, 1985 vs. Tennessee State	33
Terri Hillard	Jan. 6, 1982 vs. Mississippi State	33

YEAR-BY-YEAR SCORING LEADERS

Year	Name	Class.	Pos.	Games	Points	Avg.
1974-75	Julie Ellis	Jr.	F	25	490	19.6
1975-76	Julie Ellis	Sr.	F	22	332	15.1
1976-77	Ledeann Hutton	Fr.	G	27	300	11.1
1977-78	Sandra Murray	So.	C/F	31	437	14.1
1978-79	Anne Cale	So.	C	24	344	14.3
1979-80	Glenda Boss	Jr.	F	20	268	13.4
1980-81	Leslie Payne	Sr.	C	33	410	12.4
1981-82	Terri Hillard	So.	G/F	28	569	20.3
1982-83	Cassandra Crumpton	Jr.	F	29	532	18.3
1983-84	Cassandra Crumpton	Sr.	F	32	559	17.5
1984-85	Carol Smith	Jr.	C	28	491	17.5
1985-86	Carol Smith	Sr.	C	29	564	19.5
1986-87	Cynthia McDougle	Jr.	F	29	467	16.1
1987-88	Tracey Rutledge	Jr.	G	28	407	14.5
1988-89	Laura Heard	Jr.	F	27	324	12.0
1989-90	Laura Heard	Sr.	F	20	246	12.3
1990-91	Linda Burgess	Jr.	F	29	459	15.8
1991-92	Linda Burgess	Sr.	F	30	610	20.3
1992-93	Niesa Johnson	So.	G	31	499	16.1
1993-94	Yolanda Watkins	So.	F/C	33	496	15.0
Niesa Johnson	Jr.	G	33	494	15.0	
1994-95	Niesa Johnson	Sr.	G	31	653	21.1
1995-96	Shalonda Enis	Jr.	F/C	32	766	23.9
1996-97	Shalonda Enis	Sr.	F/C	32	543	17.0
1997-98	Dominique Canty	Jr.	G	34	732	21.5
1998-99	Dominique Canty	Sr.	G	31	612	19.7
1999-00	Shondra Johnson	So.	G	27	344	12.7
2000-01	Shondra Johnson	Jr.	G	27	361	13.4
2001-02	Shondra Johnson	Sr.	G	30	445	14.8
2002-03	Beth Vice	Sr.	G	28	349	12.5
2003-04	Monique Bivens	Jr.	G	28	402	14.4
2004-05	Monique Bivens	Sr.	G	29	350	12.1
2005-06	Navonda Moore	Jr.	G	27	338	12.5
2006-07	Navonda Moore	Sr.	G	29	395	13.6
2007-08	Tierney Jenkins	Fr.	F	30	354	11.8
2008-09	Tierney Jenkins	So.	F	30	333	11.1
2009-10	Tierney Jenkins	Jr.	F	29	337	11.6
2010-11	Tierney Jenkins	Sr.	F	33	511	15.5
2011-12	Jasmine Robinson	So.	G	31	353	11.4
2012-13	Daisha Simmons	So.	G	30	384	12.4
2013-14	Shafontaye Myers	Sr.	G	29	426	14.7
2014-15	Ashley Williams	So.	F	31	425	13.7
2015-16	Hannah Cook	So.	G	31	372	12.0

MOST POINTS IN A SEASON BY CLASS

Freshman:	488 - Niesa Johnson (1991-92)
Sophomore:	569 - Terri Hillard (1981-82)
Junior:	766 - Shalonda Enis (1995-96)
Senior:	653 - Niesa Johnson (1994-95)

MOST POINTS IN A GAME BY CLASS

Freshman:	34 - Linda Burgess at UAB (Jan. 7, 1991)
Sophomore:	30 - Ericka Russell vs. Georgia (March 4, 2010)
	30 - Michelle Smith vs. Tennessee State (Nov. 29, 1988)
Junior:	37 - Daisha Simmons vs. Troy (Dec. 20, 2013)
Senior:	38 - Amy Lannom vs. Florida (Jan. 4, 1992)

FIELD GOAL RECORDS

TEAM RECORDS

FIELD GOALS MADE

Game: 51 vs. Queens College (Dec. 29, 1983)

Season: 1,056 (1983-84)

FIELD GOALS ATTEMPTED

Game: 114 vs. Duke (March 18, 1995)

Season: 2,343 (1993-94)

FIELD GOAL PERCENTAGE

Game: .672 (37-55) vs. UAH (Jan. 9, 1986)

Season: .488; 914-1874 (1985-86)

CAREER LEADERS

FIELD GOALS MADE

Name	Seasons	GM	FGA	FGM
1. Dominique Canty	1995-99	127	1,628	828
Carol Smith	1982-86	116	1,498	828
3. Niesa Johnson	1991-95	125	1,775	716
4. Yolanda Watkins	1992-97	125	1,459	688
5. Terri Hillard	1980-84	122	1,442	662
6. Tierney Jenkins	2008-11	122	1,336	592
7. Cynthia McDougale	1984-89	113	1,034	532
8. Laura Vaughn	1987-91	113	1,273	518
9. Leslie Payne	1977-81	108	1,065	517
10. Shalonda Enis	1995-97	64	1,084	498

FIELD GOALS ATTEMPTED

Name	Seasons	GM	FGM	FGA
1. Niesa Johnson	1991-95	125	716	1,775
2. Dominique Canty	1995-99	127	828	1,628
3. Carol Smith	1982-86	116	828	1,498
4. Yolanda Watkins	1992-97	125	688	1,459
5. Terri Hillard	1980-84	122	662	1,442
6. Tierney Jenkins	2008-11	122	592	1,336
7. Laura Vaughn	1987-91	113	518	1,273
8. Betsy Harris	1990-94	123	494	1,243
9. Ericka Russell	2008-12	109	414	1,170
10. Shalonda Enis	1995-97	64	498	1,084

FIELD GOAL PERCENTAGE (min. 300 att.)

Name	Seasons	FGM	FGA	Pct
1. DeeDee Davis	1983-87	283	509	.556
2. Carol Smith	1982-86	828	1,498	.553
3. Linda Burgess	1990-92	438	802	.546
4. Laura Heard	1986-90	402	750	.536
5. Stacey Franklin	1988-92	200	374	.535
6. Gwen Hackett	1975-77	203	385	.527
7. Ashley Williams	2014-Pres.	295	564	.523
8. LaNisha Cartwell	1998-02	419	810	.517
9. Justina Smith	1983-84	166	322	.516
10. Cynthia McDougale	1984-89	532	1,034	.515

SINGLE-SEASON LEADERS

FIELD GOALS MADE

Name	Season	GM	FGA	FGM
1. Shalonda Enis	1995-96	32	629	296
2. Dominique Canty	1997-98	34	506	262
3. Cassandra Crumpton	1983-84	32	515	256
4. Linda Burgess	1991-92	30	445	252
5. Terri Hillard	1981-82	28	467	237
6. Carol Smith	1985-86	29	414	231
7. Cassandra Crumpton	1982-83	29	510	227
8. Carol Smith	1983-84	30	393	217
Julie Ellis	1974-75	25	502	217
10. Niesa Johnson	1994-95	31	497	216

FIELD GOALS ATTEMPTED

Name	Season	GM	FGM	FGA
1. Shalonda Enis	1995-96	32	296	629
2. Cassandra Crumpton	1983-84	32	256	515
3. Cassandra Crumpton	1982-83	29	227	510
4. Sandra Murray	1977-78	31	191	507
5. Dominique Canty	1997-98	34	262	506
6. Julie Ellis	1974-75	25	217	502
7. Niesa Johnson	1994-95	31	216	497
8. Tierney Jenkins	2010-11	33	200	476
9. Terri Hillard	1981-82	28	237	467
10. Niesa Johnson	1991-92	30	165	465

FIELD GOAL PERCENTAGE (min. 100 att.)

Name	Season	FGM	FGA	Pct
1. Cynthia McDougale	1984-85	106	186	.566
2. Michelle Smith	1988-89	101	173	.584
3. DeeDee Davis	1983-84	105	182	.577
4. DeeDee Davis	1986-87	80	139	.576
5. Stacey Franklin	1991-92	62	108	.574
6. Laura Heard	1987-88	121	212	.571
7. Stacey Franklin	1988-89	66	116	.569
8. Courtney Strauthers	2007-08	71	125	.568
Linda Burgess	1991-92	252	444	.568
Michelle Smith	1987-88	84	148	.568

SINGLE-GAME LEADERS

FIELD GOALS MADE

Name	Date/Opponent	FGM
1. Shalonda Enis	Nov. 29, 1995 vs. ETSU	16
Cassandra Crumpton	Jan. 22, 1983 vs. LSU	16
Linda Burgess	Dec. 2, 1991 vs. Loyola	16
4. Dominique Canty	Jan. 31, 1999 vs. Tennessee	15
5. Varisia Raffington	Nov. 28, 2009 vs. CSU Bakersfield	14
Dominique Canty	March 15, 1996 vs. App. State	14
Shalonda Enis	Dec. 2, 1995 vs. Richmond	14
Linda Burgess	March 19, 1992 vs. Tenn. Tech	14
Carol Smith	Nov. 22, 1985 vs. Tenn. State	14
Carol Smith	Jan. 7, 1984 vs. Georgia State	14
Cassandra Crumpton	Dec. 28, 1983 vs. St. John's	14
Carol Smith	Jan. 16, 1983 vs. Notre Dame	14
Terri Hillard	Jan. 25, 1982 vs. UAB	14
Terri Hillard	Jan. 6, 1982 vs. Miss. State	14
Donna Conway	Dec. 12, 1981 vs. Idaho State	14

FIELD GOALS ATTEMPTED

Name	Date/Opponent	FGA
1. Julie Ellis	Jan. 14, 1975 vs. Talladega	31
2. Shalonda Enis	Feb. 19, 1996 vs. Vanderbilt	29
Shalonda Enis	Feb. 17, 1996 vs. Florida	29
4. Shafontaye Myers	Nov. 19, 2012 vs. North Texas	28
Niesa Johnson	Feb. 26, 1994 vs. Ole Miss	28
Cassandra Crumpton	Jan. 22, 1983 vs. LSU	28
Terri Hillard	Jan. 25, 1982 vs. UAB	28
8. Niesa Johnson	March 18, 1995 vs. Duke	27
Niesa Johnson	Jan. 26, 1992 vs. Tennessee	27
10. Monique Bivens	Feb. 29, 2004 vs. Miss. State	26
Tracey Rutledge	Dec. 31, 1987 vs. N.M. State	26
Cassandra Crumpton	Jan. 1, 1984 vs. Auburn	26
Donna Conway	Dec. 5, 1981 vs. Georgia State	26

FIELD GOAL PERCENTAGE (min. 7 att.)

Name	Date/Opponent	Pct
1. Laura Heard	Jan. 15, 1988 vs. Ark. St.	1.000 (9-9)
Shondra Johnson	Nov. 17, 2000 vs. Samford	1.000 (7-7)
Latrish Jones	Jan. 17, 1999 vs. Miss. St.	1.000 (7-7)
Betsy Harris	Feb. 20, 1993 vs. Arkansas	1.000 (7-7)
Camillia Crenshaw	Jan. 5, 1993 vs. Xavier	1.000 (7-7)
Sissy Braden	Nov. 30, 1986 vs. Georgia	1.000 (7-7)
7. Quanetria Bolton	Nov. 22, 2015 vs. MVSU	.900 (9-10)
8. Jamilah Johns	Jan. 4, 2003 at Houston	.889 (8-9)
Beth Vice	Nov. 30, 2002 vs. SFA	.889 (8-9)
10. Ashley Williams	Jan. 26, 2014 vs. Georgia	.875 (7-8)

RECORDS & HISTORY

THREE-POINT FIELD GOAL RECORDS

TEAM RECORDS

THREE-POINT FIELD GOALS MADE

Game: 14 vs. MVSU (Jan. 8, 1992),
vs. Loyola Chicago (Feb. 3, 1993)

Season: 248 (1991-92)

THREE-POINT FIELD GOALS ATTEMPTED

Game: 39 vs. MVSU (Jan. 8, 1992)

Season: 765 (1991-92)

THREE-POINT FIELD GOAL PERCENTAGE

Game (min. eight made):

.600 (12-20) vs. Stephen F. Austin (Nov. 30, 2002)

Season: .401; 191-476 (2001-02)

INDIVIDUAL RECORDS

CAREER LEADERS

THREE-POINT FIELD GOALS MADE

Name	Seasons	Pct	3FGA	3FG
1. Betsy Harris	1990-94	.373	729	272
2. Beth Vice	1998-03	.376	719	270
3. Niesa Johnson	1991-95	.348	761	265
4. Ericka Russell	2008-12	.299	709	212
5. Shafontaye Myers	2010-14	.304	693	211
6. Brittney Ezell	1994-98	.313	642	201
7. Monique Bivens	2001-05	.352	548	193
8. Nicole Carruth	1996-01	.396	399	158
9. Katie Sipe	2001-05	.360	425	153
10. Kate Mastin	2002-07	.356	404	144

THREE-POINT FIELD GOALS ATTEMPTED

Name	Seasons	Pct	3FG	3FGA
1. Niesa Johnson	1991-95	.348	265	761
2. Betsy Harris	1990-94	.373	272	729
3. Beth Vice	1998-03	.376	270	719
4. Ericka Russell	2008-12	.299	212	709
5. Shafontaye Myers	2010-14	.304	211	693
6. Brittney Ezell	1994-98	.313	201	642
7. Monique Bivens	2001-05	.352	193	548
8. Katie Sipe	2001-05	.360	153	425
Madonna Thompson	1991-95	.336	143	425
10. Amy Lannom	1988-92	.341	141	414

THREE-POINT FIELD GOAL PERCENTAGE

(min. 200 att.)

Name	Seasons	3FG	3FGA	Pct
1. Nicole Carruth	1996-02	158	399	.396
2. Beth Vice	1998-03	270	719	.376
3. Betsy Harris	1990-94	272	729	.373
4. Leah Goss	1993-98	180	489	.368
5. Katie Sipe	2001-05	153	425	.360
6. Kate Mastin	2002-07	144	404	.356
7. Monique Bivens	2001-05	193	548	.352
8. Niesa Johnson	1991-95	265	761	.348
9. Pam Duncan	1994-98	96	279	.344
10. Amy Lannom	1988-92	141	414	.341

SINGLE-SEASON LEADERS

THREE-POINT FIELD GOALS MADE

Name	Season	Pct	3FGA	3FG
1. Betsy Harris	1993-94	.348	264	91
2. Betsy Harris	1992-93	.428	208	89
3. Beth Vice	2001-02	.434	198	86
4. Shafontaye Myers	2013-14	.396	212	84
5. Shafontaye Myers	2012-13	.279	287	80
6. Niesa Johnson	1991-92	.329	231	76
7. Ericka Russell	2010-11	.366	205	75
Niesa Johnson	1994-95	.375	200	75
9. Beth Vice	2002-03	.362	199	72
10. Hannah Cook	2015-16	.365	192	70
Beth Vice	2000-01	.348	201	70
Brittney Ezell	1997-98	.338	207	70

THREE-POINT FIELD GOALS ATTEMPTED

Name	Season	Pct	3FG	3FGA
1. Shafontaye Myers	2012-13	.279	80	287
2. Betsy Harris	1993-94	.348	91	264
3. Niesa Johnson	1991-92	.329	76	231
4. Shafontaye Myers	2013-14	.396	84	212
5. Betsy Harris	1992-93	.428	89	208
6. Brittney Ezell	1997-98	.338	70	207
7. Ericka Russell	2010-11	.366	75	205
8. Kaundra Williams	1998-99	.309	63	204
9. Beth Vice	2000-01	.348	70	201
10. Niesa Johnson	1994-95	.375	75	200

THREE-POINT FIELD GOAL PERCENTAGE

(min. 100 att.)

Name	Season	3FG	3FGA	Pct
1. Beth Vice	2001-02	86	198	.434
2. Betsy Harris	1992-93	89	208	.428
3. Leah Goss	1995-96	49	121	.405
4. Katie Sipe	2001-02	47	117	.402
5. Shafontaye Myers	2013-14	84	212	.396
6. Betsy Harris	1990-91	43	109	.394
7. Nicole Carruth	1998-99	43	110	.391
8. Nicole Carruth	2000-01	45	116	.388
9. Monique Bivens	2002-03	53	138	.384
10. Leah Goss	1997-98	62	164	.378

SINGLE GAME LEADERS

THREE-POINT FIELD GOALS MADE

Name	Date/Opponent	3FG
1. Ericka Russell	Feb. 27, 2011 at Arkansas	8
Kate Mastin	Nov. 25, 2006 vs. CS Northridge	8
Beth Vice	Nov. 30, 2002 vs. S. F. Austin	8
Brittney Ezell	Jan. 11, 1998 vs. Arkansas	8
Betsy Harris	Feb. 16, 1994 vs. Auburn	8
Amy Lannom	Jan. 4, 1992 vs. Florida	8
7. Shafontaye Myers	Jan. 24, 2013 vs. Auburn	7
Monique Bivens	Dec. 29, 2002 vs. Bucknell	7
Katie Sipe	Feb. 24, 2002 vs. LSU	7
Beth Vice	March 15, 2001 vs. Memphis	7
Nicole Carruth	Feb. 18, 1998 vs. Ga. Southern	7
Betsy Harris	Feb. 16, 1994 vs. Auburn	7

THREE-POINT FIELD GOALS ATTEMPTED

Name	Date/Opponent	3FG
1. Shafontaye Myers	Nov. 19, 2012 vs. North Texas	21
2. Niesa Johnson	March 18, 1995 vs. Duke	18
3. Brittney Ezell	Jan. 11, 1998 vs. Arkansas	17
Betsy Harris	Jan. 16, 1994 vs. Florida	17
5. Shafontaye Myers	Nov. 17, 2012 vs. UAPB	16
6. Shafontaye Myers	Jan. 24, 2013 vs. Auburn	15
Kate Mastin	Jan. 5, 2006 vs. Florida	15
Betsy Harris	Jan. 30, 1994 vs. LSU	15
Niesa Johnson	Jan. 13, 1992 vs. App. State	15
Amy Lannom	Jan. 4, 1992 vs. Florida	15

THREE-POINT FIELD GOAL PERCENTAGE

(min. 5 attempts)

Name	Date/Opponent	Pct
1. Brittney Ezell	Dec. 29, 1994 vs. UNC-Ash.	1.000 (5-5)
Niesa Johnson	Dec. 20, 1991 vs. Houston	1.000 (5-5)
3. Beth Vice	Nov. 30, 2002 vs. S. F. Austin	.889 (8-9)
4. Nicole Carruth	Feb. 18, 1998 vs. Ga. Southern	.875 (7-8)
5. Katie Sipe	Feb. 29, 2004 vs. Miss. St.	.857 (6-7)
Nicole Carruth	Feb. 27, 1998 vs. S. Carolina	.857 (6-7)
7. Shafontaye Myers	Dec. 17, 2013 vs. Jacksonville	.800 (4-5)
Shafontaye Myers	Jan. 13, 2013 vs. Ole Miss	.800 (4-5)
Kate Mastin	Nov. 25, 2006 vs. CS North.	.800 (8-10)
Kate Mastin	Dec. 1, 2005 vs. Ala. A&M	.800 (4-5)

RECORDS & HISTORY

FREE THROW RECORDS

TEAM RECORDS

FREE THROWS MADE

Game: 45 vs. Alabama State (Nov. 27, 1990)

Season: 565 (1998-99)

FREE THROWS ATTEMPTED

Game: 56 vs. Alabama State (Nov. 27, 1990)

Season: 831 (1993-94)

FREE-THROW PERCENTAGE

Game: 100.0 (20-20) vs. Clemson (Dec. 19, 1992)

Season: .771; 426-599 (1979-80)

INDIVIDUAL RECORDS

CAREER LEADERS

FREE THROWS MADE

Name	Seasons	Pct	FTA	FT
1. Dominique Canty	1995-99	.718	875	628
2. Shondra Johnson	1999-02	.720	742	534
3. Niesa Johnson	1992-95	.778	562	437
4. Yolanda Watkins	1993-97	.711	530	377
5. Carol Smith	1982-86	.639	556	355
6. Tierney Jenkins	2008-11	.693	502	348
7. Terri Hillard	1980-84	.563	536	302
8. Navonda Moore	2003-07	.715	369	264
9. Betsy Harris	1990-94	.768	340	261
10. Shalonda Enis	1995-97	.690	364	251
Stacey Franklin	1988-92	.747	336	251

FREE THROWS ATTEMPTED

Name	Seasons	Pct	FT	FTA
1. Dominique Canty	1995-99	.718	628	875
2. Shondra Johnson	1999-02	.720	534	742
3. Niesa Johnson	1991-95	.778	437	562
4. Carol Smith	1982-86	.639	355	556
5. Terri Hillard	1980-84	.563	302	536
6. Yolanda Watkins	1992-97	.711	377	530
7. Tierney Jenkins	2008-11	.693	348	502
8. Navonda Moore	2003-07	.715	264	369
9. Shalonda Enis	1995-97	.690	251	364
10. Brittney Ezell	1994-98	.666	227	341

FREE THROW PERCENTAGE (min. 200 att.)

Name	Seasons	FT	FTA	Pct
1. Sandra Rushing	1982-86	168	209	.804
2. Kate Mastin	2003-07	191	244	.783
3. Niesa Johnson	1991-95	437	562	.778
4. Marverly Nettles	2004-06	174	226	.770
5. Betsy Harris	1990-94	261	340	.768
6. Amy Lannom	1988-92	213	282	.755
7. Kelly Holland	1978-82	153	203	.754
8. Stacey Franklin	1988-92	251	336	.747
9. Tracey Rutledge	1985-88	176	238	.739
10. Leslie Payne	1977-81	252	347	.726

SINGLE-SEASON LEADERS

FREE THROWS MADE

Name	Season	Pct	FTA	FT
1. Dominique Canty	1997-98	.752	270	203
2. Dominique Canty	1998-99	.767	236	181
3. Shondra Johnson	2001-02	.741	243	180
4. Shondra Johnson	2000-01	.717	205	147
5. Niesa Johnson	1994-95	.820	178	146
6. Shalonda Enis	1995-96	.684	212	145
7. Dominique Canty	1996-97	.661	218	144
8. Shondra Johnson	1999-00	.669	169	113
9. Tierney Jenkins	2010-11	.721	154	111
Marverly Nettles	2004-05	.766	145	111

MOST FREE THROWS MADE BY CLASS

Freshman: 109 - Yolanda Watkins (1992-93)

Sophomore: 144 - Dominique Canty (1996-97)

Junior: 203 - Dominique Canty (1997-98)

Senior: 181 - Dominique Canty (1998-99)

FREE THROWS ATTEMPTED

Name	Season	Pct	FT	FTA
1. Dominique Canty	1997-98	.752	203	270
2. Shondra Johnson	2001-02	.741	180	243
3. Dominique Canty	1998-99	.767	181	236
4. Dominique Canty	1996-97	.661	144	218
5. Shalonda Enis	1995-96	.684	145	212
6. Shondra Johnson	2000-01	.717	147	205
7. Ashley Williams	2014-15	.508	101	199
8. Ashley Williams	2013-14	.588	107	182
9. Niesa Johnson	1994-95	.820	146	178
10. Shondra Johnson	1999-00	.669	113	169

FREE THROW PERCENTAGE (min. 50 att.)

Name	Season	FT	FTA	Pct
1. Margaret Fisher	1976-77	48	54	.889
2. Kate Mastin	2006-07	61	69	.884
3. Sandra Rushing	1984-85	46	53	.868
4. Cassandra Crumpton	1982-83	78	91	.857
5. Anne Cale	1977-78	49	59	.831
6. Niesa Johnson	1994-95	146	178	.820
Camillia Crenshaw	1993-94	41	50	.820
8. Sandra Rushing	1985-86	76	95	.800
9. Niesa Johnson	1992-93	108	136	.794
10. Donna Conway	1981-82	57	72	.792

BEST FREE THROW PERCENTAGE BY CLASS

Freshman: .831 - Anne Cale (1977-78)

Sophomore: .889 - Margaret Fisher (1976-77)

Junior: .868 - Sandra Rushing (1984-85)

Senior: .884 - Kate Mastin (2006-07)

SINGLE GAME LEADERS

FREE THROWS MADE

Name	Date/Opponent	FT
1. Shondra Johnson	Dec. 2, 2001 vs. Providence	16
2. Daisha Simmons	Dec. 20, 2013 vs. Troy	14
Shondra Johnson	March 12, 1999 vs. Grambling	14
4. Beth Vice	Jan. 26, 2003 vs. Ole Miss	13
Shondra Johnson	Jan. 6, 2002 vs. Kentucky	13
Dominique Canty	Dec. 1, 1999 vs. South Ala.	13
Shalonda Enis	Dec. 30, 1995 vs. W. Kentucky	13
Yolanda Watkins	Feb. 13, 1994 vs. Kentucky	13
Yolanda Watkins	Dec. 5, 1992 vs. La. Tech	13
Stacey Franklin	Feb. 17, 1991 vs. Alabama State	13

MOST FREE THROWS MADE BY CLASS

Freshman: 14 - Shondra Johnson (March 12, 1999)

Sophomore: 13 - Yolanda Watkins (Feb. 13, 1994)

Junior: 14 - Daisha Simmons (Dec. 20, 2013)

Senior: 16 - Shondra Johnson (Dec. 2, 2001)

FREE THROWS ATTEMPTED

Name	Date/Opponent	FT
1. Shondra Johnson	Dec. 20, 2000 vs. Creighton	19
2. Shondra Johnson	Dec. 2, 2001 vs. Providence	18
Dominique Canty	Dec. 27, 1996 vs. Grambling	18
4. Daisha Simmons	Dec. 20, 2013 vs. Troy	17
Shondra Johnson	Nov. 24, 2000 vs. California	17
Linda Burgess	Dec. 17, 1992 vs. Austin Peay	17
Sandra Murray	Jan. 23, 1978 vs. Jacksonville St.	17
8. Ashley Williams	March 2, 2014 vs. LSU	16
Shondra Johnson	Feb. 7, 2002 vs. Mississippi State	16
Shondra Johnson	Feb. 3, 2002 vs. Arkansas	16
Shondra Johnson	Nov. 27, 1999 vs. Drake	16
Shondra Johnson	March 12, 1999 vs. Grambling	16
Dominique Canty	Feb. 1, 1998 vs. Tennessee	16
Yolanda Watkins	Feb. 13, 1994 vs. Kentucky	16

FREE THROW PERCENTAGE (min. 10 att.)

Name	Date/Opponent	Pct
1. Dominique Canty	Dec. 1, 1998 vs. South Ala.	1.000 (13-13)
Yolanda Watkins	Dec. 11, 1993 vs. La. Tech	1.000 (13-13)
Yolanda Watkins	Dec. 5, 1992 vs. La. Tech	1.000 (12-12)
Betsy Harris	Feb. 9, 1991 vs. Florida	1.000 (12-12)
Shondra Johnson	Jan. 27, 2000 vs. Kentucky	1.000 (10-10)
Camillia Crenshaw	Feb. 28, 1994 vs. Troy	1.000 (10-10)
Betsy Harris	Dec. 17, 1991 vs. Austin Peay	1.000 (10-10)
Lisa DePriest	Feb. 10, 1980 vs. LSU	1.000 (10-10)
9. Kaneisha Horn	Feb. 21, 2013 vs. Mississippi St.	.900 (9-10)
10. Daisha Simmons	Dec. 20, 2013 vs. Troy	.824 (14-17)

BEST FREE-THROW PERCENTAGE BY CLASS

Freshman: 1.000 (12-12) - Yolanda Watkins (Dec. 5, 1992)

1.000 (12-12) - Betsy Harris (Feb. 9, 1991)

Sophomore: 1.000 (13-13) - Yolanda Watkins (Dec. 11, 1993)

1.000 (10-10) - Betsy Harris (Dec. 17, 1991)

Junior: 1.000 (10-10) - Lisa DePriest (Feb. 10, 1980)

Senior: 1.000 (13-13) - Dominique Canty (Dec. 1, 1998)

1.000 (10-10) - Shondra Johnson (Jan. 27, 2000)

1.000 (10-10) - Camillia Crenshaw (Feb. 28, 1994)

RECORDS & HISTORY

1,000 POINT CLUB



DOMINIQUE CANTY (5-10 • GUARD/FORWARD • CHICAGO, ILL.) - 2,294 POINTS

YEAR	GP-GS	FG-FGA	PCT	3FG-FGA	PCT	FT-FTA	PCT	REB-AVG	A	B	S	PTS-AVG
1995-96	31-20	176-332	.530	0-7	.000	100-151	.662	210-6.8	75	15	55	452-14.6
1996-97	31-29	177-345	.513	0-5	.000	144-218	.661	226-7.3	90	13	52	498-16.1
1997-98	34-33	262-506	.518	5-24	.208	203-270	.752	241-7.1	164	16	43	732-21.5
1998-99	31-31	213-445	.479	5-16	.313	181-236	.767	232-7.5	130	9	70	612-19.8
TOTAL	127-113	828-1,628	.509	10-52	.192	628-875	.718	909-7.2	459	53	220	2,294-18.1



NIESA JOHNSON (5-9 • GUARD • CLINTON, MISS.) - 2,134 POINTS

YEAR	GP-GS	FG-FGA	PCT	3FG-FGA	PCT	FT-FTA	PCT	REB-AVG	A	B	S	PTS-AVG
1991-92	30-29	165-464	.356	76-231	.329	82-111	.739	212-7.1	151	6	86	488-16.3
1992-93	31-31	165-395	.418	61-173	.353	108-136	.794	167-5.4	226	13	95	499-16.1
1993-94	33-33	170-419	.406	53-160	.331	101-137	.737	181-5.5	237	15	93	494-15.0
1994-95	31-31	216-497	.435	75-200	.375	146-178	.820	185-6.0	186	13	76	653-21.1
TOTAL	125-124	716-1,775	.403	265-764	.347	437-562	.778	745-6.0	800	47	350	2,134-17.1



CAROL SMITH (6-2 • CENTER • MILAN, TENN.) - 2,018 POINTS

YEAR	GP-GS	FG-FGA	PCT	3FG-FGA	PCT	FT-FTA	PCT	REB-AVG	A	B	S	PTS-AVG
1982-83	29-NA	191-349	.547	--	--	89-156	.571	267-9.2	23	33	39	471-16.2
1983-84	30-NA	217-393	.552	--	--	68-93	.731	222-7.4	33	14	53	502-16.7
1984-85	28-26	189-342	.553	--	--	103-161	.640	283-10.1	29	17	44	481-17.2
1985-86	29-28	231-414	.558	--	--	102-166	.614	304-10.5	29	18	43	564-19.4
TOTAL	116-NA	828-1,498	.553	--	--	362-576	.628	1,076-9.3	114	82	179	2,018-17.4



YOLANDA WATKINS (6-2 • FORWARD/CENTER • DECATUR, ALA.) - 1,778 POINTS

YEAR	GP-GS	FG-FGA	PCT	3FG-FGA	PCT	FT-FTA	PCT	REB-AVG	A	B	S	PTS-AVG
1992-93	31-24	174-400	.435	1-18	.056	109-147	.741	270-8.7	17	40	44	458-14.8
1993-94	33-32	194-362	.536	1-3	.333	107-164	.652	322-9.8	27	68	48	496-15.0
1994-95	30-28	190-390	.487	14-27	.519	85-121	.702	277-9.2	21	40	28	479-16.0
1996-97	31-29	130-307	.423	9-40	.225	76-98	.776	227-7.3	22	39	23	345-11.1
TOTAL	125-113	688-1,459	.472	25-88	.284	377-530	.711	1,096-8.8	87	187	143	1,778-14.2



TERRI HILLARD (5-10 • FORWARD • MEMPHIS, TENN.) - 1,630 POINTS

YEAR	GP-GS	FG-FGA	PCT	3FG-FGA	PCT	FT-FTA	PCT	REB-AVG	A	B	S	PTS-AVG
1980-81	33-5	150-330	.455	--	--	75-135	.556	187-5.7	35	29	42	375-11.4
1981-82	28-28	237-466	.509	--	--	95-165	.576	232-8.3	32	27	43	569-20.4
1982-83	29-29	171-394	.434	--	--	88-159	.553	260-9.0	47	21	30	430-15.0
1983-84	32-32	104-252	.413	--	--	48-86	.558	157-4.9	144	14	58	256-8.0
TOTAL	122-94	662-1,442	.459	--	--	306-545	.561	836-6.9	258	91	173	1,630-13.4

RECORDS & HISTORY

1,000 POINT CLUB



TIERNEY JENKINS (6-0 • FORWARD • MT. JULIET, TENN.) - 1,535 POINTS

YEAR	GP-GS	FG-FGA	PCT	3FG-FGA	PCT	FT-FTA	PCT	REB-AVG	A	B	S	PTS-AVG
2007-08	30-26	140-310	.452	1-5	.200	73-110	.664	200-6.7	15	20	53	354-11.8
2008-09	30-9	124-284	.437	2-7	.286	83-118	.703	222-7.4	38	15	48	333-11.1
2009-10	29-21	128-266	.481	0-0	.000	81-120	.675	264-9.1	40	14	49	337-11.6
2010-11	33-33	200-476	.420	0-3	.000	111-154	.721	350-10.6	53	30	94	511-15.5
TOTAL	122-89	592-1,336	.443	3-15	.200	348-502	.693	1,036-8.5	146	79	244	1,535-12.6



BETSY HARRIS (5-10 • GUARD • DECATUR, MISS.) - 1,522 POINTS

YEAR	GP-GS	FG-FGA	PCT	3FG-FGA	PCT	FT-FTA	PCT	REB-AVG	A	B	S	PTS-AVG
1990-91	29-22	105-277	.379	43-109	.394	83-107	.776	16-0.6	54	2	35	336-11.6
1991-92	30-6	108-289	.374	49-148	.331	64-82	.780	76-2.5	43	0	37	329-11.0
1992-93	31-31	125-292	.428	89-208	.428	48-62	.774	109-3.5	40	2	44	387-12.5
1993-94	33-33	156-385	.405	91-264	.345	66-89	.742	98-3.0	50	3	29	470-14.2
TOTAL	123-92	494-1,243	.397	273-729	.373	261-340	.768	299-2.4	187	7	145	1,522-12.4



SHONDRA JOHNSON (5-9 • GUARD • NEW ORLEANS, LA.) - 1,411 POINTS

YEAR	GP-GS	FG-FGA	PCT	3FG-FGA	PCT	FT-FTA	PCT	REB-AVG	A	B	S	PTS-AVG
1998-99	31-12	80-158	.506	7-21	.333	94-125	.752	92-8.4	116	7	37	261-8.4
1999-00	27-25	114-224	.509	3-15	.200	113-169	.669	137-5.1	143	5	45	344-12.7
2000-01	27-25	106-224	.473	2-15	.133	147-205	.717	104-3.9	137	7	50	361-13.4
2001-02	30-30	130-256	.508	5-21	.238	180-243	.741	145-4.8	131	1	47	445-14.8
TOTAL	115-92	430-862	.499	17-72	.236	534-742	.720	478-4.2	527	20	179	1,411-12.3



SHALONDA ENIS (6-1 • FORWARD/CENTER • CELESTE, TEXAS) - 1,309 POINTS

YEAR	GP-GS	FG-FGA	PCT	3FG-FGA	PCT	FT-FTA	PCT	REB-AVG	A	B	S	PTS-AVG
1995-96	32-32	296-629	.471	29-89	.326	145-212	.684	305-9.5	60	35	66	766-23.9
1996-97	32-29	202-455	.444	33-93	.355	106-152	.697	284-8.9	79	21	47	543-17.0
TOTAL	64-61	498-1,084	.459	62-182	.341	251-364	.690	589-9.2	139	56	113	1,309-20.5



LESLIE PAYNE (6-2 • CENTER • PENSACOLA, FLA.) - 1,286 POINTS

YEAR	GP-GS	FG-FGA	PCT	3FG-FGA	PCT	FT-FTA	PCT	REB-AVG	A	B	S	PTS-AVG
1977-78	27-NA	132-267	.494	--	--	37-57	.649	184-6.8	12	0	0	301-11.1
1978-79	21-NA	80-160	.500	--	--	65-88	.739	180-8.6	11	17	13	225-10.7
1979-80	27-NA	144-312	.462	--	--	62-82	.756	209-7.7	41	43	25	350-13.0
1980-81	33-NA	161-326	.494	--	--	88-120	.733	236-7.2	36	50	28	410-12.4
TOTAL	108-NA	517-1,065	.485	--	--	252-347	.726	809-7.5	100	110	66	1,286-11.9

RECORDS & HISTORY

1,000 POINT CLUB



CYNTHIA McDOUGLE (6-0 • FORWARD • WAYNESBORO, MISS.) - 1,261 POINTS

YEAR	GP-GS	FG-FGA	PCT	3FG-FGA	PCT	FT-FTA	PCT	REB-AVG	A	B	S	PTS-AVG
1984-85	27-20	109-186	.586	--	--	32-51	.627	143-5.3	3	6	40	250-9.3
1985-86	29-25	110-211	.521	--	--	63-93	.677	166-5.7	4	1	12	283-9.7
1986-87	29-29	194-362	.536	--	--	79-116	.681	148-5.1	6	7	37	467-16.1
1988-89	28-28	120-275	.433	0-0	.000	21-35	.600	112-4.0	27	5	8	261-9.3
TOTAL	113-102	533-1,034	.515	0-0	.000	195-295	.661	569-5.0	40	19	97	1,261-11.2



LAURA VAUGHN (6-1 • FORWARD • KINGSPORT, TENN.) - 1,260 POINTS

YEAR	GP-GS	FG-FGA	PCT	3FG-FGA	PCT	FT-FTA	PCT	REB-AVG	A	B	S	PTS-AVG
1987-88	28-12	158-399	.396	0-3	.000	48-64	.750	170-6.1	12	11	33	364-13.0
1988-89	28-13	114-265	.430	8-29	.276	25-37	.676	129-4.6	36	8	24	261-9.3
1989-90	28-15	113-304	.372	37-114	.325	37-54	.685	172-6.1	20	10	22	300-10.7
1990-91	29-15	133-305	.436	17-70	.243	52-72	.722	193-6.7	64	9	28	335-11.6
TOTAL	113-55	518-1,273	.407	62-216	.287	162-227	.714	664-5.9	132	38	107	1,260-11.2



BETH VICE (5-11 • GUARD • MT. STERLING, KY.) - 1,211 POINTS

YEAR	GP-GS	FG-FGA	PCT	3FG-FGA	PCT	FT-FTA	PCT	REB-AVG	A	B	S	PTS-AVG
1998-99	26-0	61-175	.349	42-121	.347	14-15	.933	53-2.0	32	4	21	178-6.8
2000-01	30-11	104-279	.373	70-201	.348	35-46	.761	79-2.6	55	1	26	313-10.4
2001-02	31-31	127-302	.421	86-198	.434	31-35	.886	126-4.1	80	4	40	371-12.0
2002-03	28-19	114-292	.390	72-199	.362	49-62	.790	113-4.0	68	12	23	349-12.5
TOTAL	115-61	406-1048	.387	270-719	.376	129-158	.816	371-3.2	235	21	110	1,211-10.5



NAVONDA MOORE (5-10 • GUARD/FORWARD • JACKSON, MISS.) - 1,185 POINTS

YEAR	GP-GS	FG-FGA	PCT	3FG-FGA	PCT	FT-FTA	PCT	REB-AVG	A	B	S	PTS-AVG
2003-04	23-3	81-191	.424	7-30	.233	46-64	.719	83-3.6	29	2	42	215-9.3
2004-05	29-12	80-198	.404	17-44	.386	60-86	.698	112-3.9	20	5	23	237-8.2
2005-06	27-19	114-289	.394	24-85	.282	86-123	.699	129-4.8	51	10	49	338-12.5
2006-07	29-26	143-357	.401	37-129	.287	72-96	.750	119-4.1	49	12	61	395-13.6
TOTAL	108-60	418-1,035	.404	85-288	.295	264-369	.715	443-4.1	149	29	175	1,185-11.0



MONIQUE BIVENS (5-9 • GUARD • ALABASTER, ALA.) - 1,174 POINTS

YEAR	GP-GS	FG-FGA	PCT	3FG-FGA	PCT	FT-FTA	PCT	REB-AVG	A	B	S	PTS-AVG
2001-02	31-0	70-150	.467	27-56	.482	23-37	.622	92-3.0	13	6	15	190-6.1
2002-03	28-18	80-227	.352	53-138	.384	19-30	.633	87-3.1	17	5	17	232-8.3
2003-04	28-13	143-372	.384	55-183	.301	61-80	.763	136-4.9	21	3	25	402-14.4
2004-05	29-23	122-326	.374	58-171	.339	48-68	.706	109-3.8	28	5	22	350-12.1
TOTAL	116-54	415-1,075	.386	193-548	.352	151-215	.702	424-3.7	79	19	79	1,174-10.1

RECORDS & HISTORY

1,000 POINT CLUB



ERICKA RUSSELL (5-7 • GUARD • TUSCALOOSA, ALA.) - 1,170 POINTS

YEAR	GP-GS	FG-FGA	PCT	3FG-FGA	PCT	FT-FTA	PCT	REB-AVG	A	B	S	PTS-AVG
2008-09	30-25	106-312	.340	57-204	.279	35-47	.745	75-2.5	32	5	30	304-10.1
2009-10	27-21	112-322	.348	46-183	.251	38-55	.691	83-3.1	38	6	33	308-11.4
2010-11	33-33	130-338	.385	75-105	.366	42-59	.712	82-2.5	53	10	53	377-11.4
2011-12	19-19	66-198	.333	34-117	.291	15-22	.682	40-2.1	19	0	26	181-9.5
TOTAL	109-98	414-1,170	.354	212-609	.348	130-183	.710	280-2.6	142	21	142	1,170-10.7



GLENDA BOSS (5-10 • GUARD • TENNILLE, GA.) - 1,168 POINTS

YEAR	GP-GS	FG-FGA	PCT	3FG-FGA	PCT	FT-FTA	PCT	REB-AVG	A	B	S	PTS-AVG
1977-78	28-NA	130-263	.494	--	--	40-68	.588	189-6.8	21	0	0	300-10.7
1978-79	17-NA	84-166	.506	--	--	53-77	.688	112-6.6	2	2	10	221-13.0
1979-80	20-NA	111-234	.474	--	--	46-61	.754	138-6.9	18	3	24	268-13.4
1980-81	32-27	164-355	.462	--	--	51-73	.699	171-5.3	19	3	36	379-11.8
TOTAL	97-NA	489-1018	.480	--	--	190-279	.681	610-6.3	60	8	70	1,168-12.0



CASSANDRA CRUMPTON (5-11 • GUARD • ORRVILLE, ALA.) - 1,091 POINTS

YEAR	GP-GS	FG-FGA	PCT	3FG-FGA	PCT	FT-FTA	PCT	REB-AVG	A	B	S	PTS-AVG
1982-83	29-29	227-510	.455	--	--	78-91	.857	211-7.3	74	6	60	532-18.3
1983-84	32-31	256-515	.497	--	--	47-66	.712	185-5.8	62	5	82	559-17.5
TOTAL	61-60	483-1,025	.471	--	--	125-157	.796	396-6.5	136	11	142	1,091-17.9



LINDA BURGESS (6-1 • FORWARD • MADISON, ALA.) - 1,069 POINTS

YEAR	GP-GS	FG-FGA	PCT	3FG-FGA	PCT	FT-FTA	PCT	REB-AVG	A	B	S	PTS-AVG
1990-91	29-28	186-358	.520	0-0	.000	87-134	.649	228-7.9	29	21	45	459-15.8
1991-92	30-29	252-444	.568	0-0	.000	106-167	.635	247-8.2	14	26	47	610-20.3
TOTAL	59-57	438-802	.546	0-0	.000	193-301	.641	475-8.1	43	47	92	1,069-18.1



TRACEY RUTLEDGE (5-6 • GUARD • HULL, GA.) - 1,069 POINTS

YEAR	GP-GS	FG-FGA	PCT	3FG-FGA	PCT	FT-FTA	PCT	REB-AVG	A	B	S	PTS-AVG
1985-86	29-10	97-238	.408	--	--	21-32	.656	63-2.2	68	7	29	215-7.4
1986-87	28-23	184-428	.430	--	--	79-102	.775	69-2.5	91	8	53	447-16.0
1987-88	28-28	149-376	.395	33-105	.314	76-104	.724	83-3.0	109	8	49	407-14.5
TOTAL	85-63	430-1,042	.413	33-105	.314	176-238	.739	215-2.5	269	23	131	1,069-12.6

RECORDS & HISTORY

1,000 POINT CLUB



LANISHA CARTWELL (6-2 • CENTER • MONTEVALLO, ALA.) - 1,066 POINTS

YEAR	GP-GS	FG-FGA	PCT	3FG-FGA	PCT	FT-FTA	PCT	REB-AVG	A	B	S	PTS-AVG
1998-99	30-0	40-84	.476	0-0	.000	22-38	.579	48-1.6	6	17	7	102-3.4
1999-00	29-22	97-186	.522	0-0	.000	51-82	.622	139-4.8	7	18	17	245-8.4
2000-01	31-28	142-276	.514	0-0	.000	73-99	.737	189-6.1	19	24	6	357-11.5
2001-02	31-30	140-264	.530	0-0	.000	82-117	.701	154-5.0	11	16	11	362-11.7
TOTAL	121-80	419-810	.517	0-0	.000	228-336	.679	530-4.4	43	75	41	1,066-8.8



SHAFONTAYE MYERS (5-8 • GUARD • NEWBERN, ALA.) - 1,030 POINTS

YEAR	GP-GS	FG-FGA	PCT	3FG-FGA	PCT	FT-FTA	PCT	REB-AVG	A	B	S	PTS-AVG
2010-11	25-0	39-120	.325	21-85	.247	17-24	.708	28-1.1	17	0	11	116-4.6
2011-12	27-2	56-196	.286	26-109	.239	17-26	.654	77-2.9	34	0	46	155-5.7
2012-13	31-13	116-378	.308	80-287	.279	21-29	.724	74-2.4	21	4	41	333-10.7
2013-14	29-22	148-384	.385	84-212	.396	46-65	.708	113-3.9	29	3	43	426-14.7
TOTAL	112-37	359-1078	.333	211-693	.304	101-144	.701	292-2.6	101	7	141	1,030-9.2



BRITTNEY EZELL (5-5 • GUARD • FRANKLIN, TENN.) - 1,024 POINTS

YEAR	GP-GS	FG-FGA	PCT	3FG-FGA	PCT	FT-FTA	PCT	REB-AVG	A	B	S	PTS-AVG
1994-95	31-26	58-182	.319	35-121	.289	59-86	.686	97-3.1	77	3	23	210-6.8
1995-96	32-31	81-249	.325	53-170	.312	46-77	.597	84-2.6	180	0	46	261-8.2
1996-97	31-30	50-188	.266	43-144	.299	37-50	.750	66-2.2	143	1	41	180-5.8
1997-98	34-34	109-294	.371	70-207	.338	85-128	.664	106-3.1	220	2	56	373-11.0
TOTAL	128-120	298-913	.326	201-642	.313	227-341	.666	353-2.8	620	6	166	1,024-8.0



LAURA HEARD (5-9 • FORWARD • ELBERTON, GA.) - 1,015 POINTS

YEAR	GP-GS	FG-FGA	PCT	3FG-FGA	PCT	FT-FTA	PCT	REB-AVG	A	B	S	PTS-AVG
1986-87	27-0	51-91	.560	--	--	36-56	.642	105-3.8	5	1	20	138-5.1
1987-88	28-27	121-212	.571	0-0	.000	65-91	.714	198-7.1	14	5	31	307-11.0
1988-89	27-24	127-239	.531	0-0	.000	70-99	.707	270-10.0	5	3	23	324-12.0
1989-90	20-20	103-208	.495	0-0	.000	40-60	.667	149-7.5	10	16	15	246-12.3
TOTAL	102-71	402-750	.536	0-0	.000	211-306	.690	722-7.1	34	25	89	1,015-10.0

REBOUND RECORDS

REBOUNDS, GAME

1.	27	Tierney Jenkins	Nov. 21, 2009 at Belmont
2.	24	Leslie Payne	Feb. 23, 1979 vs. UAB
3.	22	Carol Smith	Jan. 6, 1986 vs. UAB
4.	21	Michelle Smith	Feb. 13, 1990 vs. Mississippi State
	21	Laura Heard	Jan. 30, 1989 vs. Florida State
6.	20	Carol Smith	Dec. 1, 1982 vs. Memphis
7.	19	Monique Bivins	Dec. 5, 2004 vs. UT-San Antonio
	19	Carol Smith	Feb. 5, 1986 vs. Georgia
9.	18	Erin Hogue	Nov. 26, 2011 vs. Louisiana Tech
	18	Michelle Smith	Jan. 23, 1991 vs. Tuskegee
	18	Laura Heard	Feb. 17, 1989 vs. Kentucky
	18	Carol Smith	Dec. 1, 1984 vs. Mississippi College
	18	Carol Smith	Jan. 7, 1984 vs. Georgia State

REBOUNDS, SEASON

1.	350	Tierney Jenkins	2010-11
2.	320	Yolanda Watkins	1993-94
3.	309	Carol Smith	1985-86
4.	305	Shalonda Enis	1995-96
5.	291	Sandra Murray	1977-78
6.	284	Shalonda Enis	1996-97
7.	278	Carol Smith	1984-85
8.	270	Laura Heard	1988-89
9.	267	Yolanda Watkins	1992-93
10.	264	Tierney Jenkins	2009-10
	264	Sylvia Akers	1981-82
12.	262	Justina Smith	1983-84
13.	253	LaToya Caudle	1998-99
14.	250	Carol Smith	1982-83
15.	247	Linda Burgess	1991-92
	247	Terri Hillard	1982-83

YEAR-BY-YEAR REBOUNDING LEADERS

1974-75	Julie Ellis	9.7
1975-76	Mary Hudgins	9.9
1976-77	Mary Hudgins	8.2
1977-78	Sandra Murray	9.4
1978-79	Leslie Payne	8.6
1979-80	Leslie Payne	7.7
1980-81	Leslie Payne	7.2
1981-82	Sylvia Akers	9.4
1982-83	Carol Smith	9.2
1983-84	Justina Smith	9.2
1984-85	Carol Smith	10.1
1985-86	Carol Smith	10.5
1986-87	Cynthia McDougle	5.1
1987-88	Laura Heard	5.1
1988-89	Laura Heard	7.1
1989-90	Laura Heard	10.0
1990-91	Linda Burgess	7.9
1991-92	Linda Burgess	8.2
1992-93	Yolanda Watkins	8.7
1993-94	Yolanda Watkins	9.8
1994-95	Yolanda Watkins	9.2
1995-96	Shalonda Enis	9.5
1996-97	Shalonda Enis	8.9
1997-98	Dominique Canty	7.1

1997-98	Tausha Mills	7.1
1998-99	LaToya Caudle	8.2
1999-00	Joni Crenshaw	5.6
2000-01	LaNisha Cartwell	6.1
2001-02	LaNisha Cartwell	5.0
2002-03	Jamilah Jones	7.8
2003-04	Dee Merriweather	7.6
2004-05	Dee Merriweather	6.8
2005-06	Dee Merriweather	8.4
2006-07	Talisha Chandler	6.6
2007-08	Talisha Chandler	7.3
2008-09	Tierney Jenkins	7.4
2009-10	Tierney Jenkins	9.1
2010-11	Tierney Jenkins	10.6
2011-12	Meghan Perkins	5.4
2012-13	Kaneisha Horn	5.4
2013-14	Ashley Williams	6.6
2014-15	Ashley Williams	6.1
2015-16	Nikki Hegstetter	6.2

REBOUNDS PER GAME, SEASON

1.	10.5	Carol Smith	1985-86
2.	10.6	Tierney Jenkins	2010-11
3.	10.1	Carol Smith	1984-85
4.	10.0	Laura Heard	1989-90
5.	9.9	Mary Hudgins	1975-76
6.	9.8	Yolanda Watkins	1993-94
7.	9.7	Julie Ellis	1974-75
8.	9.5	Shalonda Enis	1995-96
9.	9.4	Sylvia Akers	1981-82
	9.4	Sandra Murray	1977-78

REBOUNDS PER GAME, CAREER

1.	9.3	Carol Smith	1982-86
2.	9.2	Shalonda Enis	1995-97
3.	8.7	Yolanda Watkins	1992-97
4.	8.5	Tierney Jenkins	2008-11
5.	8.2	Justina Smith	1983-84
6.	8.1	Linda Burgess	1990-92
7.	7.2	Dominique Canty	1995-99
	7.2	Leslie Payne	1977-81
9.	7.0	Laura Heard	1986-90
10.	6.9	Terri Hillard	1980-84

REBOUNDS, CAREER

1.	1,096	Yolanda Watkins	1992-97
2.	1,076	Carol Smith	1982-86
3.	1,036	Tierney Jenkins	2008-11
4.	909	Dominique Canty	1995-99
5.	823	Terri Hillard	1980-84
6.	809	Leslie Payne	1977-81
7.	757	Dee Merriweather	2002-06
8.	741	Niesa Johnson	1991-95
9.	664	Laura Vaughn	1987-91
10.	614	Latrish Jones	1995-99

RECORDS & HISTORY

ASSIST RECORDS

ASSISTS, GAME

1.	16	Shelly Pyles	Feb. 12, 1986 vs. Kentucky
2.	15	Niesa Johnson	March 5, 1994 vs. Ole Miss
3.	14	Niesa Johnson	March 18, 1995 vs. Duke
	14	Niesa Johnson	Jan. 18, 1993 vs. South Alabama
5.	13	Daleisha Carn	Dec. 3, 2008 vs. Sam Houston State
	13	Brittney Ezell	Jan. 18, 1998 vs. Mississippi State
	13	Brittney Ezell	Dec. 18, 1997 vs. UCLA
	13	Brittney Ezell	Feb. 3, 1996 vs. LSU
	13	Niesa Johnson	Feb. 6, 1993 vs. Mississippi State
	13	Niesa Johnson	Dec. 29, 1992 vs. Georgia Tech
	13	Amy Lannom	Feb. 9, 1991 vs. Florida

ASSISTS, SEASON

1.	237	Niesa Johnson	1993-94
2.	226	Niesa Johnson	1992-93
3.	220	Brittney Ezell	1997-98
4.	186	Niesa Johnson	1994-95
5.	180	Dominique Canty	1995-96
6.	165	Shelly Pyles	1986-87
7.	164	Dominique Canty	1997-98
8.	151	Niesa Johnson	1991-92
9.	145	Mary Beasley	1980-81
10.	144	Terri Hillard	1983-84

YEAR-BY-YEAR ASSIST LEADERS

1974-75	Leila Jones	3.9
1976-77	Mary Hudgins	3.2
1977-78	Beverly White	2.6
1978-79	Sandra Murray	1.5
1979-80	Susan Cunningham	3.2
1980-81	Mary Beasley	4.4
1981-82	Donna Conaway	2.9
	Kristie Snyder	2.9
1982-83	Lisa Leonard	2.6
1983-84	Terri Hillard	4.5
1984-85	Sandra Rushing	3.9
1985-86	Sandra Rushing	5.2
1986-87	Shelly Pyles	5.8
1987-88	Shelly Pyles	4.9
1988-89	Amy Lannom	4.1
1989-90	Amy Lannom	3.2
1990-91	Amy Lannom	4.4
1991-92	Niesa Johnson	5.0
1992-93	Niesa Johnson	7.3
1993-94	Niesa Johnson	7.2
1994-95	Niesa Johnson	6.0
1995-96	Brittney Ezell	5.6
1996-97	Brittney Ezell	4.6
1997-98	Brittney Ezell	6.5
1998-99	Dominique Canty	4.2
1999-00	Shondra Johnson	5.3
2000-01	Shondra Johnson	5.1
2001-02	Shondra Johnson	4.4
2002-03	Manisha Redus	4.7
2003-04	Manisha Redus	3.4
2004-05	Kate Mastin	2.5
2005-06	Leah Drury	2.4

2006-07	Nikki Davis	3.1
2007-08	Dedrea Magee	3.3
2008-09	Dedrea Magee	4.1
2009-10	Dedrea Magee	3.8
2010-11	LaToya King	2.8
2011-12	Khristin Lee	2.7
2012-13	Daisha Simmons	3.8
2013-14	Daisha Simmons	4.3
2014-15	Karyla Middlebrook	3.2
2015-16	Karyla Middlebrook	2.7

ASSISTS, CAREER

1.	800	Niesa Johnson	1991-95
2.	620	Brittney Ezell	1994-99
3.	525	Shondra Johnson	1999-02
4.	505	Shelly Pyles	1984-88
5.	459	Dominique Canty	1995-99
6.	441	Amy Lannom	1988-92
7.	368	Sandra Rushing	1982-86
8.	351	Dedrea Magee	2007-10
9.	280	Madonna Thompson	1991-95
10.	268	Tracey Rutledge	1985-88

ASSISTS PER GAME, SEASON

1.	7.3	Niesa Johnson	1992-93
2.	7.2	Niesa Johnson	1993-94
3.	6.5	Brittney Ezell	1997-98
4.	6.0	Niesa Johnson	1994-95
5.	5.8	Shelly Pyles	1986-87
6.	5.6	Brittney Ezell	1995-96
7.	5.3	Shondra Johnson	1999-00
8.	5.2	Sandra Rushing	1985-86
9.	5.1	Shondra Johnson	2000-01
10.	5.0	Niesa Johnson	1991-92

ASSISTS PER GAME, CAREER

1.	6.4	Niesa Johnson	1991-95
2.	4.8	Brittney Ezell	1994-99
3.	4.6	Shondra Johnson	1998-02
4.	4.4	Mary Beasley	1980-81
5.	4.3	Shelly Pyles	1984-88
6.	4.0	Daisha Simmons	2012-14
6.	3.9	Amy Lannom	1988-92
7.	3.8	Hazel Hall	1980-81
8.	3.6	Dominique Canty	1995-99
9.	3.4	Sandra Rushing	1982-86

STEALS, BLOCKS, GAMES RECORDS

STEALS, GAME

1.	9	Tierney Jenkins	Feb. 13, 2011 vs. Florida
	9	Dominique Canty	Feb. 21, 1999 vs. Vanderbilt
	9	Niesa Johnson	Feb. 20, 1993 vs. Arkansas
4.	8	LaToya King	Dec. 28, 2010 at Southern Miss
	8	Yolanda Watkins	Jan. 30, 1994 vs. LSU
	8	Niesa Johnson	Feb. 28, 1993 vs. Georgia
	8	Tina Moore	Feb. 8, 1988 vs. Middle Tennessee State
8.	7	Daisha Simmons	Nov. 17, 2012 vs. Arkansas-Pine Bluff
	7	Marverly Nettles	Nov. 22, 2004 vs. Middle Tennessee State
	7	Beth Vice	Dec. 29, 2001 vs. Middle Tennessee State
	7	Niesa Johnson	Jan. 18, 1994 vs. Mercer
	7	Shalonda Enis	Nov. 25, 1993 vs. Maine
	7	Stacey Franklin	Feb. 6, 1992 vs. Alabama State
	7	Niesa Johnson	Feb. 1, 1992 vs. Kentucky
	7	Melissa Del-Valle	Nov. 29, 1991 vs. La. Monroe
	7	Tina Moore	Feb. 26, 1988 vs. Alabama State
	7	Shelly Pyles	Dec. 6, 1986 vs. Stephen F. Austin
	7	Shelly Pyles	Nov. 28, 1986 vs. Florida A&M
	7	Cynthia McDougale	Dec. 16, 1984 vs. Portland
	7	Shelly Pyles	Dec. 3, 1984 vs. West Florida
	7	Audrey Gavin	Feb. 4, 1984 vs. Delta State
	7	Terri Hillard	Jan. 4, 1984 vs. Auburn
	7	Cassandra Crumpton	Dec. 18, 1983 vs. Louisville

STEALS, SEASON

1.	95	Niesa Johnson	1992-93
2.	94	Tierney Jenkins	2010-11
3.	93	Niesa Johnson	1993-94
4.	89	Shelly Pyles	1986-87
5.	86	Niesa Johnson	1991-92
6.	82	Cassandra Crumpton	1983-84
7.	80	Tina Moore	1987-88
8.	76	Niesa Johnson	1994-95
9.	71	Shelly Pyles	1986-87
10.	70	Dominique Canty	1998-99

STEALS, CAREER

1.	350	Niesa Johnson	1991-95
2.	251	Shelly Pyles	1984-88
3.	244	Tierney Jenkins	2008-11
4.	219	Dominique Canty	1995-99
5.	182	Madonna Thompson	1992-95
6.	176	Shondra Johnson	1999-02
7.	175	Navonda Moore	2003-07
8.	172	Carol Smith	1982-86
9.	171	Amy Lannom	1988-92
	171	Terri Hillard	1980-84

BLOCKS, GAME

1.	9	Terri Hillard	March 5, 1981 vs. Mississippi College
2.	7	Yolanda Watkins	Feb. 20, 1993 vs. Arkansas
3.	6	Diamante Martinez	Nov. 13, 2015 vs. Alabama A&M
	6	Yolanda Watkins	Dec. 4, 1994 vs. Tenn. State
	6	Yolanda Watkins	March 26, 1994 vs. Penn State
	6	Yolanda Watkins	Jan. 30, 1994 vs. LSU
	6	Yolanda Watkins	Jan. 12, 1994 vs. Troy
7.	5	Tierney Jenkins	Dec. 1, 2010 vs. Alabama State
	5	Dee Merriweather	Jan. 16, 2005 vs. LSU
	5	Joni Crenshaw	Feb. 21, 1999 vs. Vanderbilt
	5	Tausha Mills	Feb. 5, 1998 vs. UNC-Charlotte
	5	Tausha Mills	Dec. 19, 1996 vs. Penn State
	5	DeeDee Davis	Feb. 20, 1984 vs. Ole Miss
	5	Carol Smith	Jan. 22, 1983 vs. LSU
	5	Leslie Payne	Jan. 3, 1981 vs. LSU
	5	Terri Hillard	Nov. 19, 1980 vs. Vanderbilt

BLOCKS, SEASON

1.	68	Yolanda Watkins	1993-94
2.	61	Tausha Mills	1997-98
3.	52	Dee Merriweather	2004-05
4.	50	Leslie Payne	1980-81
5.	49	Dee Merriweather	2005-06
6.	48	Leslie Payne	1980-81
7.	41	Quanetria Bolton	2015-16
8.	40	Yolanda Watkins	1994-95
	40	Yolanda Watkins	1992-93
10.	39	Yolanda Watkins	1996-97

BLOCKS, CAREER

1.	187	Yolanda Watkins	1992-97
2.	138	Dee Merriweather	2002-06
3.	125	Leslie Payne	1977-81
4.	103	Joni Crenshaw	1998-01
5.	98	Terri Hillard	1980-84
6.	91	Nikki Hegstetter	2012-16
7.	82	Tausha Mills	1996-99
8.	81	DeeDee Davis	1983-87
9.	79	Tierney Jenkins	2008-11
10.	78	Carol Smith	1982-86

GAMES PLAYED, SEASON

1.	34	Leah Goss	1997-98
	34	Dominique Canty	1997-98
	34	Brittney Ezell	1997-98
	34	Tausha Mills	1997-98
	34	LaToya Caudle	1997-98
6.	33	15 tied	

GAMES STARTED, SEASON

1.	33	Tierney Jenkins	2010-11
	33	Ericka Russell	2010-11
	33	Betsy Harris	1993-94
	33	Leslie Payne	1980-81
5.	32	Nikki Hegstetter	2014-15
	32	Karyla Middlebrook	2014-15
	32	Niesa Johnson	1993-94
	32	Mary Beasley	1980-81
9.	31	19 tied	

GAMES PLAYED, CAREER

1.	129	Leah Goss	1993-98
2.	128	Brittney Ezell	1994-99
3.	127	Dominique Canty	1995-99
4.	125	Yolanda Watkins	1992-97
	125	Niesa Johnson	1991-95
6.	123	Latrish Jones	1995-99
	123	Madonna Thompson	1991-95
	123	Betsy Harris	1990-94
9.	122	Nikki Hegstetter	2012-16
	122	Tierney Jenkins	2008-11

GAMES STARTED, CAREER

1.	124	Leah Goss	1993-98
2.	121	Niesa Johnson	1991-95
3.	114	Brittney Ezell	1994-99
4.	113	Yolanda Watkins	1992-97
5.	108	Dominique Canty	1995-99
6.	99	Nikki Hegstetter	2012-16
	99	Cynthia McDougale	1984-89
8.	93	Betsy Harris	1990-94
9.	92	Madonna Thompson	1991-95
10.	91	Shondra Johnson	1998-02

RECORDS & HISTORY

CRIMSON TIDE VICTORIES VS. AP TOP 25

Opponent - Result	Date	Location
Alabama 82 - No. 18 Mississippi College 79	Jan. 28, 1977	Tuscaloosa, Ala.
Alabama 66 - No. 20 Kentucky 62	Jan. 20, 1978	Lexington, Ky.
Alabama 72 - No. 18 Memphis State 69	Feb. 19, 1979	Tuscaloosa, Ala.
Alabama 77 - No. 3 Tennessee 71	Jan. 3, 1981	Baton Rouge, La.
No. 18 Alabama 80 - No. 14 N.C. State 72	Dec. 4, 1983	Chapel Hill, N.C.
No. 16 Alabama 78 - No. 20 Kentucky 49	Dec. 20, 1983	Lexington, Ky.
No. 17 Alabama 65 - No. 14 Auburn 56	Jan. 5, 1984	Auburn, Ala.
Alabama 64 - No. 13 Auburn 60	Feb. 9, 1984	Tuscaloosa, Ala.
No. 20 Alabama 80 - No. 6 Ole Miss 65	Feb. 20, 1984	Tuscaloosa, Ala.
No. 17 Alabama 85 - No. 10 Tennessee 66	March 3, 1984 ¹	Athens, Ga.
Alabama 84 - No. 9 Auburn 67	Feb. 18, 1985	Tuscaloosa, Ala.
Alabama 67 - No. 16 LSU 66	Jan. 20, 1990	Tuscaloosa, Ala.
Alabama 71 - No. 11 Auburn 68	Feb. 21, 1990	Tuscaloosa, Ala.
Alabama 93 - No. 16 Houston 80	Dec. 20, 1991	Tuscaloosa, Ala.
Alabama 80 - No. 18 LSU 72	Jan. 18, 1992	Tuscaloosa, Ala.
Alabama 103 - No. 23 Georgia Tech 101 ^{OT}	Dec. 29, 1992	Philadelphia, Pa.
No. 16 Alabama 99 - No. 5 Louisiana Tech 77	Dec. 11, 1993	Tuscaloosa, Ala.
No. 11 Alabama 70 - No. 25 Georgia 57	Jan. 5, 1994	Tuscaloosa, Ala.
No. 17 Alabama 84 - No. 22 Auburn 71	Feb. 16, 1994	Tuscaloosa, Ala.
No. 16 Alabama 76 - No. 24 Ole Miss 64	Feb. 26, 1994	Oxford, Miss.
No. 16 Alabama 86 - No. 24 Ole Miss 84 ^{OT}	March 4, 1994 ¹	Chattanooga, Tenn.
No. 10 Alabama 71 - No. 6 Vanderbilt 63	Jan. 8, 1995	Tuscaloosa, Ala.
No. 18 Alabama 84 - No. 15 Ole Miss 78	Feb. 27, 1995	Tuscaloosa, Ala.
No. 19 Alabama 92 - No. 8 Arkansas 85 ^{OT}	Jan. 4, 1996	Fayetteville, Ark.
No. 18 Alabama 69 - No. 25 Auburn 67	Jan. 24, 1996	Tuscaloosa, Ala.
No. 12 Alabama 73 - No. 17 Florida 54	Feb. 17, 1996	Tuscaloosa, Ala.
No. 13 Alabama 65 - No. 16 Auburn 59	March 2, 1996 ¹	Chattanooga, Tenn.
No. 10 Alabama 88 - No. 23 N.C. State 68	March 17, 1996 ²	Tuscaloosa, Ala.
No. 7 Alabama 68 - No. 9 Penn State 47	Dec. 19, 1996	Myrtle Beach, S.C.
No. 7 Alabama 88 - No. 19 North Carolina 74	Dec. 20, 1996	Myrtle Beach, S.C.
No. 6 Alabama 68 - No. 18 Auburn 65	Jan. 7, 1997	Auburn, Ala.
No. 5 Alabama 68 - No. 4 Georgia 64	Jan. 15, 1997	Athens, Ga.
No. 7 Alabama 102 - No. 17 Arkansas 61	Feb. 6, 1997	Tuscaloosa, Ala.
No. 7 Alabama 86 - No. 10 Florida 81	Feb. 16, 1997	Gainesville, Fla.
No. 6 Alabama 70 - No. 15 Vanderbilt 60	Feb. 23, 1997	Tuscaloosa, Ala.
No. 7 Alabama 85 - No. 23 Arkansas 63	March 1, 1997 ¹	Chattanooga, Tenn.
Alabama 62 - No. 18 Auburn 46	Jan. 7, 1998	Tuscaloosa, Ala.
No. 24 Alabama 90 - No. 23 Georgia 77	Feb. 8, 1998	Tuscaloosa, Ala.
No. 24 Alabama 73 - No. 8 Florida 51	Feb. 14, 1998	Tuscaloosa, Ala.
No. 20 Alabama 74 - No. 12 Florida 61	Feb. 28, 1998 ¹	Columbus, Ga.
No. 11 Alabama 75 - No. 25 UCLA 74	March 15, 1998 ²	Tuscaloosa, Ala.
No. 7 Alabama 79 - No. 8 Old Dominion 68	Dec. 5, 1998	Richmond, Va.
No. 25 Alabama 72 - No. 17 Auburn 57	Feb. 11, 1999	Tuscaloosa, Ala.
No. 24 Alabama 76 - No. 23 Auburn 72	Feb. 26, 1999 ¹	Chattanooga, Tenn.
Alabama 72 - No. 7 LSU 68	Feb. 10, 2000	Tuscaloosa, Ala.
Alabama 60 - No. 25 Auburn 53	Jan. 11, 2001	Tuscaloosa, Ala.
Alabama 65 - No. 25 Mississippi State 62	Jan. 21, 2001	Starkville, Miss.
Alabama 78 - No. 22 Auburn 70	Jan. 24, 2002	Tuscaloosa, Ala.
Alabama 92 - No. 25 Mississippi State 86	Feb. 7, 2002	Tuscaloosa, Ala.
Alabama 70 - No. 24 BYU 59	Dec. 21, 2002	Albuquerque, N.M.
Alabama 77 - No. 7 Kentucky 75	Feb. 16, 2012	Tuscaloosa, Ala.
Alabama 57 - No. 9 Kentucky 55	Jan. 23, 2014	Lexington, Ky.
Alabama 53 - No. 12 Nebraska 51	Dec. 7, 2014	Tuscaloosa, Ala.

1 - SEC tournament game

2 - NCAA tournament game

CRIMSON TIDE 100-POINT GAMES

Date	Score	Opponent	Location
Jan. 17, 1976	101-40	Tuskegee	H
Feb. 9, 1976	106-64	Montevallo	H
Jan. 14, 1980	104-72	Alabama-Huntsville	A
Dec. 27, 1983	102-42	Xavier	N
Dec. 29, 1983	113-47	Queens College	A
Feb. 1, 1985	100-67	Georgia State	H
Dec. 18, 1986	102-58	Illinois-Chicago	H
Nov. 27, 1987	103-56	Tennessee State	A
Nov. 29, 1988	107-43	Tennessee State	H
Nov. 25, 1989	102-70	Georgia State	A
Nov. 30, 1990	106-41	Tuskegee	N
Feb. 13, 1991	105-74	Alabama State	H
Nov. 26, 1991	103-62	Alabama State	H
Nov. 29, 1991	118-86	Louisiana-Monroe	N
Dec. 6, 1991	100-80	Cincinnati	N
Dec. 7, 1991	101-69	Middle Tennessee State	A
Jan. 4, 1992	101-103 ¹	Florida	H
Jan. 13, 1992	114-90	Appalachian State	A
Feb. 20, 1992	100-75	Oral Roberts	H
Feb. 24, 1992	110-51	Mississippi Valley State	H
Feb. 29, 1992	105-81	Georgia	H
March 18, 1992	100-87	Tennessee Tech	H
Dec. 15, 1992	111-79	Austin Peay State	H
Dec. 18, 1992	117-51	Grambling State	H
Dec. 29, 1992	103-101 ²	Georgia Tech	N
Feb. 3, 1993	107-64	Loyola-Chicago	H
Feb. 6, 1993	102-89	Mississippi State	A
Feb. 25, 1993	122-52 ³	Oral Roberts	H
March 5, 1993	106-86	LSU	N
March 17, 1993	102-70	Georgia Southern	H
Dec. 29, 1993	107-53	East Carolina	N
Jan. 12, 1994	119-43	Troy	A
Jan. 18, 1994	101-46	Mercer	H
Feb. 28, 1994	101-66	Troy	H
Dec. 3, 1994	105-87	Notre Dame	N
Dec. 9, 1994	102-50	Lamar	N
Dec. 29, 1994	119-46	UNC-Asheville	N
Jan. 3, 1995	102-64	East Tennessee State	H
March 18, 1995	121-120 ⁴	Duke	H
Jan. 31, 1996	105-42	Alabama State	H
Nov. 28, 1996	102-74	Arizona State	N
Jan. 17, 1997	101-67	Oral Roberts	A
Feb. 6, 1997	102-61	Arkansas	H
Dec. 2, 1997	104-43	Samford	H
Feb. 21, 1999	102-59	Vanderbilt	H
Nov. 20, 2001	101-58	Troy	H
Dec. 2, 2006	102-48	Savannah State	H
Dec. 20, 2013	113-105 ²	Troy	H

1 - overtime loss

2 - overtime game

3 - school record

4 - four overtimes

RECORDS & HISTORY

HOME GAME RECORDS

MILESTONE VICTORIES

First	Dec. 6, 1974	Alabama 78, Athens 50
50th	Jan. 21, 1978	Alabama 77, North Carolina 72
100th	Jan. 31, 1981	Alabama 80, Georgia 66
150th	Dec. 27, 1983	Alabama 102, Xavier 42
200th	Nov. 29, 1986	Alabama 76, Alabama-Birmingham 49
250th	Nov. 24, 1989	Alabama 86, Chattanooga 59
300th	Feb. 12, 1992	Alabama 72, Auburn 69
400th	Nov. 28, 1996	Alabama 102, Arizona State 74
500th	Jan. 28, 2001	Alabama 67, Ole Miss 64
600th	Dec. 30, 2008	Alabama 81, Ball State 75
700th	Feb. 25, 2016	Alabama 54, Tennessee 46

TOP HOME CROWDS

1.	Tennessee on Jan. 31, 1999	9,786
2.	Tennessee on Feb. 4, 2001	7,647
3.	Tennessee on Jan. 26, 1997	7,523
4.	Alabama A&M on Dec. 11, 1999	7,094
5.	Tennessee on Feb. 5, 1995	6,989
6.	Tennessee on Feb. 19, 2006	5,380
7.	Vanderbilt on Jan. 8, 1995	5,297
8.	Tennessee on Jan. 28, 2007	4,601
9.	Tennessee on Feb. 27, 2005	4,355
10.	Georgia on Feb. 8, 1998	4,233
11.	Middle Tennessee on Dec. 19, 1994	4,105
12.	Georgia Southern on March 17, 1993 ¹	3,743
13.	Georgia on Jan. 17, 2016 ²	3,732
13.	Auburn on Jan. 24, 1996	3,329
14.	Alabama State on Feb. 23, 1994	3,297
15.	UCLA on March 15, 1998 ¹	3,258

¹ NCAA tournament games
² Played at Foster Auditorium

TEAM RECORDS

Points Scored	122 by Alabama vs. Oral Roberts (Feb. 25, 1993)
Rebounds	69 by Alabama vs. Oral Roberts (Feb. 25, 1993)
Field Goals Made	50 by Alabama vs. Montevallo (Feb. 9, 1976)
Field Goals Attempted	114 by Alabama vs. Duke (4 OT) (March 18, 1995)
Field Goal Percentage	65.0 by Texas Tech (Dec. 9, 1986)
FG Attempted, Both Teams	207 (UA 114, Duke 93) in 4 OT (March 18, 1995)
Free Throws Made	45 by Alabama vs. Alabama State (Nov. 27, 1990)
Free Throws Attempted	56 by Alabama vs. Alabama State (Nov. 27, 1990)
Free Throw Percentage	1.000 (20-20) by Alabama vs. Clemson (Dec. 19, 1993)
Free Throws Missed	24 by Alabama vs. Talladega (Feb. 7, 1976)
3-Point FG Made	14 (of 29) by Alabama vs. Loyola Chicago (Feb. 3, 1993)
	14 (of 43) by South Carolina (Jan. 22, 1995)
3-Point FG Attempted	52 by Alabama vs. Duke (4 OT) (March 18, 1995)
3-Point FG Percentage	1.000 (3-3) by Alabama (Dec. 12, 1987)
	1.000 by LSU (Jan. 20, 1988)
3-Point FG Attempted, Both Teams	70 (Alabama 52, Duke 18) 4 OT (March 18, 1995)
Assists	35 by Alabama vs. Vanderbilt (Nov. 19, 1980)
Steals	30 by Alabama vs. Oral Roberts (Feb. 25, 1993)
Blocked Shots	18 by Alabama vs. LSU (Jan. 22, 1983)
Turnovers	45 by Oral Roberts (Feb. 25, 1993)
Fouls	37 by Alabama vs. Alabama State (Feb. 13, 1991)
Fouls, Both Teams	62 (31 by UA, 31 by Grambling State) (Nov. 26, 1994)
Points by Opponent	120 (4 OT) by Duke (March 18, 1995)
Points, Both Teams	241 (121 by UA, 120 by Duke) (4 OT) (March 18, 1995)
Margin of Victory	70 by Alabama (122) vs. Oral Roberts (52) (Feb. 25, 1993)
Loss Margin	51 (Tennessee 95, Alabama 44) (Feb. 5, 1995)
Points Scored in a Half	68 by Alabama, second half, vs. Mississippi Valley State (Feb. 24, 1992)
Fewest Points Alabama, Game	34 by Alabama vs. South Carolina (Feb. 9, 2003)
Fewest Points, Opponent	21 by Georgia State (Dec. 21, 1990)
Fewest Points, Both Teams	82 - South Carolina 48, Alabama 34 (Feb. 9, 2003)
Attendance, Single	9,786 vs. Tennessee (Jan. 31, 1999)
Attendance, Doubleheader with Men	8,379 vs. Florida (men vs. LSU) (Feb. 17, 1996)
Most Overtimes:	4 Alabama vs. Duke, NCAA second round UA 121 - Duke 120 (March 18, 1995)

INDIVIDUAL RECORDS

Points	41 by Lisa McMullan, Alabama State (Feb. 13, 1991)
Rebounds	21 by Laura Heard (UA) vs. Florida State (Jan. 30, 1989)
Field Goals Made	16 by Cassandra Crumpton (UA) vs. LSU (Jan. 22, 1983)
Field Goals Attempted	37 by Lisa McMullan (14-37) vs. Alabama State (Feb. 13, 1991)
Field Goal Percentage	1.000 (9-9) by Duke's Tyish Hall vs. Oklahoma State, NCAA First Round (March 16, 1995)
Free Throws Made	16 by Maxine Farmer, Georgia State (Jan. 7, 1984)
Free Throws Attempted	20 by Maxine Farmer, Georgia State (Jan. 7, 1984)
Free Throw Percentage	1.000 (13-13) by Mary Hudgins (UA) vs. Florida (Feb. 13, 1978)
3-Point FGs Made	8 by Amy Lannom (UA) vs. Florida (Jan. 4, 1992)
	and by Betsy Harris (UA) vs. Auburn (Feb. 16, 1994)
3-Point FGs Attempted	18 by Niesa Johnson (UA) vs. Duke (4 OT) (March 18, 1995)
3-Point FG Percentage	1.000 (5-5) by Niesa Johnson (UA) vs. Houston (Dec. 20, 1991)
Assists	16 by Shelly Pyles (UA) vs. Kentucky (Feb. 12, 1986)
Steals	9 by Niesa Johnson (UA) vs. Arkansas (Feb. 20, 1993)
Blocked Shots	7 by Yolanda Watkins (UA) vs. Arkansas (Feb. 20, 1993)
Triple Doubles:	2 by Niesa Johnson in 1995
	21 pts/11 rebs/10 assists vs. South Carolina (Jan. 22, 1995)
	28 pts/12 rebs/14 assists vs. Duke (4 OTs) (March 18, 1995)

RECORDS & HISTORY

ALL-TIME COACHING RECORDS

Year	Head Coach	Overall Record	SEC Record	Final Rankings (AP/Coaches)	SEC Finish	SEC Tournament	Postseason
1974-75	Stephanie Schleuder	13-12	—	—	—	—	—
1975-76	Stephanie Schleuder	13-9	—	—	—	—	—
1976-77	Stephanie Schleuder	13-15	—	—	—	—	NWIT Eighth
1977-78	Ed Nixon	21-10	—	—	—	—	—
1978-79	Ed Nixon	13-13	—	—	—	—	—
1979-80	Ed Nixon	12-15	—	—	—	Second Round	—
1980-81	Ann Cronic	21-12	—	—	—	Finals	—
1981-82	Ken Weeks	17-11	—	—	—	Second Round	—
1982-83	Ken Weeks	16-13	2-6	—	T-Seventh	Second Round	—
1983-84	Ken Weeks	23-9	5-3	12/—	T-Fourth	Finals	NCAA Sweet 16
1984-85	Ken Weeks	18-10	3-5	—	T-Seventh	First Round	—
1985-86	Lois Myers	20-9	3-6	—	Eighth	Second Round	—
1986-87	Lois Myers	19-10	2-7	—	Eighth	Second Round	—
1987-88	Lois Myers	18-10	5-4	—	Sixth	Second Round	NCAA First Round
1988-89	Lois Myers	14-15	1-8	—	10th	Second Round	—
1989-90	Rick Moody	16-12	4-5	—	Seventh	First Round	—
1990-91	Rick Moody	17-12	3-6	—	Ninth	Second Round	—
1991-92	Rick Moody	23-7	7-4	18/17	Third	Second Round	NCAA Second Round
1992-93	Rick Moody	22-9	6-5	—/25	Fifth	Semifinals	NCAA Second Round
1993-94	Rick Moody	26-7	7-4	16/4	Fourth	Semifinals	NCAA Final Four
1994-95	Rick Moody	22-9	7-4	13/13	Sixth	Semifinals	NCAA Sweet 16
1995-96	Rick Moody	24-8	7-4	10/11	Fourth	Finals	NCAA Sweet 16
1996-97	Rick Moody	25-7	10-2	8/11	Second	Semifinals	NCAA Sweet 16
1997-98	Rick Moody	24-10	10-4	11/13	Third	Finals	NCAA Sweet 16
1998-99	Rick Moody	20-11	7-7	22/25	Fifth	Semifinals	NCAA Second Round
1999-00	Rick Moody	15-14	5-9	—	Eighth	First Round	WNIT First Round
2000-01	Rick Moody	19-12	5-9	—	Eighth	Second Round	WNIT Second Round
2001-02	Rick Moody	19-12	7-7	—	Eighth	First Round	WNIT Quarterfinal
2002-03	Rick Moody	13-15	3-11	—	10th	First Round	—
2003-04	Rick Moody	12-16	4-10	—	10th	First Round	—
2004-05	Rick Moody	14-15	4-10	—	Ninth	Second Round	—
2005-06	Stephany Smith	9-19	3-11	—	11th	First Round	—
2006-07	Stephany Smith	10-20	0-14	—	12th	First Round	—
2007-08	Stephany Smith	8-22	1-13	—	12th	First Round	—
2008-09	Wendell Hudson	13-17	1-13	—	12th	First Round	—
2009-10	Wendell Hudson	12-18	4-12	—	11th	First Round	—
2010-11	Wendell Hudson	18-15	5-11	—	10th	First Round	WNIT Round of 16
2011-12	Wendell Hudson	12-19	2-14	—	11th	First Round	—
2012-13	Wendell Hudson	13-18	2-14	—	13th	Second Round	—
2013-14	Kristy Curry	14-16	7-9	—	T-Sixth	Second Round	—
2014-15	Kristy Curry	13-19	2-14	—	14th	First Round	—
2015-16	Kristy Curry	15-16	4-12	—	12th	First Round	WNIT First Round
Overall Record		700-549	147-278				



STEPHANIE SCHLEUDER
39-36 (.520)
Three seasons



ED NIXON
46-38 (.548)
Three seasons



ANN CRONIC
21-12 (.636)
One season



KEN WEEKS
74-43 (.632)
10-14 SEC (.417)
Four seasons



LOIS MYERS
71-44 (.617)
10-26 SEC (.277)
Four seasons



RICK MOODY
311-176 (.653)
96-101 SEC (.487)
16 seasons



STEPHANY SMITH
27-61 (.307)
4-39 SEC (.093)
Three seasons



WENDELL HUDSON
68-87 (.439)
14-64 SEC (.179)
Five seasons



KRISTY CURRY
42-51 (.452)
13-35 SEC (.271)
Three seasons

RECORDS & HISTORY

ALL-TIME ROSTER

- A -

Akers, Sylvia, F/C 1981-82
 Gainesville, Ga.
 Alexander, Sharrona, F 1993-94
 Murfreesboro, Tenn.
 Allen, Taquilla, G/F 2000-01
 Pleasant Grove, Ala.
 Allen, Taylor, G 2008
 Pinson, Ala.
 Amey, Stephanie, G 1978

- B -

Bankhead, Wanda, G 1979
 Florence, Ala.
 Baragry, Rebecca, G 1997
 Melbourne, Australia
 Barnes, Harriet, F/C 2005-07
 Birmingham, Ala.
 Barnes, Yalika "Boo", G 2000-01
 Montgomery, Ala.
 Barrett, Donna, F 1979
 Kennesaw, Ga.
 Barrier, Kim, G 1987
 Elkhart, Ind.
 Beasley, Mary, G 1981
 Bowdon, Ga.
 Beaty, Julie, G 1987-90
 Ider, Ala.
 Belcher, Kari, G 1998-2000
 Mt. Olive, Ala.
 Bellinger, Crystal, G 2005-06
 Manhattan, N.Y.

Berry, Taylor, G 2015-Present
New Orleans, La.

Bethel, Latasha, F 1989-90
 Decatur, Ga.
 Biddle, Tauwana, G 1975-76
 Bivins, Monique, G 2002-05
 Alabaster, Ala.
 Blackwell, Linda, G 1979
 Huntsville, Ala.
 Blands, Camilla, G 2005-09
 Naerum, Denmark
 Blesch, Becky, G 1998
 Ringgold, Ga.
Bolton, Quanetria, F 2014-Present
Anniston, Ala.
 Boss, Glenda, F 1978-81
 Tennesse, Ga.
 Bowden, Tracy, C 1988-91
 Rush Springs, Okla.
 Bozeman, Debbie, F 1980-82
 Sylvester, Ga.
 Braden, Sissy, F 1987-90
 Lewisburg, Tenn.
 Brooks, Bridgette, G 1985
 Starkville, Miss.
 Bryant, Betty, G 1983, 1985
 Cordele, Ga.
 Burgess, Linda, F 1991-92
 Madison, Ala.
 Burrow, Rozetha, F 1992
 Pinson, Ala.
 Bush, Kristin, G 2011-12
 Huntsville, Ala.
 Butler, Alyson, G 2007-10
 Cleveland, Tenn.

- C -

Cale, Anne, C 1978-81
 Reston, Va.
 Canty, Dominique, G 1996-99
 Chicago, Ill.
 Carden, Stacey, G 1987-88
 Huntsville, Ala.
 Carn, Daleisha, G 2008
 Jacksonville, Fla.
 Carruth, Nicole, G 1997-2001
 Sulligent, Ala.
 Carter, Khadijah, F 2014-16
 Goodrich, Texas
 Cartwell, LaNisha, C/F 1999-2002
 Montevallo, Ala.

Caudle, LaToya, C/F/P 1997-99
 Madison, Ala.
 Chandler, Talisha, F 2007-08
 Clover, S.C.

Claybrook, Leslie, F 1990-93
 Luverne, Ala.

Colvin, Kamisha, G 1995
 Montgomery, Ala.

Conaway, Donna, F/G 1981-82
 Temple, Ga.

Conners, Cindy, G 1975
Cook, Hannah, G 2014-Present
Ozark, Mo.

Cox, Vickie, F/G 1985-86
 LaGrange, Ga.

Crenshaw, Camillia, G 1991-94
 Fayette, Ala.

Crenshaw, Joni, F/C 1998-2001
 Meridian, Miss.

Crosby, Kyra, F 2012
 Powder Springs, Ga.

Crosslin, Cara, F 1994-97
 Tusculumbia, Ala.

Croyle, Reagan, F 1997-99
 Gadsden, Ala.

Crumpton, Cassandra, F 1983-84
 Orrville, Ala.

Cunningham, Susan, G 1980
 Winfield, Ala.

- D -

da Silva, Alana, G 2016-Present
Sao Paulo, Brazil

Daniels, Aneesah, F 2012
 Decatur, Ga.

Daniels, Consuelo, F 1994-95
 Rome, Ga.

Davis, DeeDee, C 1984-87
 Pensacola, Fla.

Davis, Elisa, G 1982
 Tuscaloosa, Ala.

Davis, Emily, G 2013-14
 Enterprise, Ala.

Davis, Nikki, G 2007
 Frankfort, Ky.

Day, Jennifer, G 1989
 Houston, Texas

Day, Melissa, C 1980
 Jackson, Miss.

Del-Valle, Melissa, G 1992-93
 Queens, N.Y.

DePriest, Lisa, G 1979-81
 Jackson, Tenn.

Drury, Leah, G 2003-07
 Greensboro, Ala.

Dubose, DeDe, C 1983-86
 Austell, Ga.

Duncan, Pam, G 1995-98
 Carrollton, Ala.

- E -

Elliot, Christy, G 2008
 Tuscaloosa, Ala.

Ellis, Julie, F 1975-76
 Enis, Shalonda, P/F 1996-97
 Celeste, Texas

Ezell, Brittny, G 1995-98
 Franklin, Tenn.

- F -

Farmer, Celiscia, G 2010-13
 Madison, Wis.

Fisher, Margaret, G 1976-79
 Nashville, Tenn.

Foy, C'Coriea, G 2016
 Fayetteville, N.C.

Franco, Dorothy, G 1977-78
 Milford, Conn.

Franklin, Stacey, F 1989-92
 Smyrna, Ga.

Freeman, Tawana, F 2004
 Louisville, Ky.

Friday, Deborah, G 1979
 Tuscaloosa, Ala.

Fuller, Shondra, F 1993-95
 Decatur, Ala.

- G -

Gamble, Natasha, F/C 2002-05
 Jackson, Ala.

Gavin, Audrey, G 1984-85
 Webster, Fla.

Geiger, Kathy, F 1976
 Giles, Peggy, F 1982

Gonzalez, Michelle "Boo", G 1988
 Marietta, Ga.

Goss (Monteith), Leah, G 1994-98
 Centre, Ala.

Griswold, Patricia, F 1979
 Bessemer, Ala.

Gunter, Sheila, G 1979
 Clinton, Miss.

- H -

Hackett, Gwen, C/F 1976-78
 Hall, Hazel, G 1978-81
 Marietta, Ga.

Hall, Neacole, G 1985
 York, Ala.

Hamilton, Oceana, C/F 2014-15
 Mississauga, Ontario

Hamilton, Tamisha, C 2004
 Corpus Christi, Texas

Hancock, Katie, G/F 2008-11
 Tupelo, Miss.

Harris, Betsy 1991-94
 Decatur, Miss.

Hayden, Breanna, G 2015-16
 Dallas, Texas

Heard, Laura, F 1987-90
 Elberton, Ga.

Hegstetter, Nikki, F 2012-16
 Kennesaw, Ga.

Hill, Lauren, G/F 2003-06
 New Orleans, La.

Hill, Mitzi, G 1975
 Hillard, Terri, G/F 1981-84
 Memphis, Tenn.

Hines, Kittie, G 1983-84
 Frankfort, Ky.

Hogue, Erin, G/F 2011-12
 Birmingham, Ala.

Holland, Kelly, G 1979-82
 Clinton, Miss.

Hollifield, Caitlin, F 2008
 Knoxville, Tenn.

Holtzclaw, Kidada, G 1995-98
 Sylacauga, Ala.

Horn, Kaneisha, F 2011-13
 Birmingham, Ala.

Howell, Terrie, G 1985-86
 Clinton, Miss.

Hudgins, Mary, F 1976-79
 Huntsville, Ala.

Hunter, Courtney, G 2014
 Hoover, Ala.

Hunter, Shun, F 1999-2003
 Pensacola, Fla.

Hutchen, Briana, F 2012-15
 Baltimore, Md.

Hutton, Karen, G 1980
 Pulaski, Tenn.

Hutton, Ledean 1977-78

- J -

Jack, Brittany, F 2012-14
 Suwanee, Ga.

Jenkins, Tierney, F 2008-11
 Mt. Juliet, Tenn.

Johns, Jamilah, C 2001-03
 Starkville, Miss.

Johnson, Chanel, F/C 2004-06
 Tulsa, Okla.

RECORDS & HISTORY

RECORDS & HISTORY

ALL-TIME ROSTER

Johnson, Krystle, C 2004-06 Hoover, Ala.	Phoenix, Ariz.	Smith, Sparkle, F 2001-02 Detroit, Mich.
Johnson, Niesha, G 1992-95 Clinton, Miss.	Murray, Sandra, G 1977-79 Birmingham, Ala.	Smithson, Janie, G/F 1975-76
Johnson, Shondra, G 1999-2002 New Orleans, La.	Myers, Shafontaye, G 2011-14 Newbern, Ala.	Snoddy, Dorothy, F 1975
Jones, Jaqui, F/G 1996-2000 Chicago, Ill.	- N -	Snyder, Kristie, G 1982 Knoxville, Tenn.
Jones, Latrish, F/C 1996-99 Huntsville, Ala.	Nettles, Marverly, G 2004-06 Birmingham, Ala.	Stanley, Betty 1975
Jones, Leila, G 1975-76	- O -	Steele, Jasmine, G 2013-14 Midfield, Ala.
Jones, Nia, G/F 1986-87 Baltimore, Md.	Och, Kathy, F 1980 Clairton, Pa.	Stennis, LaKyesha, G 2016-Present Lexington, Ky.
Joye, Lateefah, G 2005	- P -	Stevenson, Marlene, F 1992-95 Prichard, Ala.
- K -	Papisan, Leigh, F 2000-03 Hoover, Ala.	Stockham, Laura, F 1982 Schenerville, Ind.
Kelso, Dottie, G/F 1983-84 Lewisburg, Tenn.	Payne, Carol, G 1979 Pensacola, Fla.	Strauthers, Courtney, F/C 2007-10 Snellville, Ga.
King, LaToya, G 2010-11 Stuart, Fla.	Payne, Leslie, C 1978-81 Pensacola, Fla.	Strickland, Mivvi, F 2002 Vestavia Hills, Ala.
Knight, Ashley, F 2016-Present Austin, Texas	Perkins, Meghan, G 2012-13 Montgomery, Ala.	Sykes, Candace G 2009-10 St. Anne, Ill.
Knight, Coco, G 2016-Present Bay Minette, Ala.	Perkins, Sandra "Binki", G 1991 Muscle Shoals, Ala.	- T -
Knight, Meoshonti, G 2014-Present Morgan City, La.	Peters, Ferris, F 2000 Baton Rouge, La.	Taylor, Oreal, F 2001-04 Courtland, Ala.
Koonce, Carla, G 1991-95 Dothan, Ala.	Pitts, Brenda, F 1975-78	Teeple, Jennifer, G 1996-97 Savannah, Ga.
- L -	Prescott, Nikki, F/C 1999 San Diego, Calif.	Thompson, Madonna, G 1992-95 Collinwood, Tenn.
Lacey, Amber, F 1996 Altadena, Calif.	Pyles, Shelly, G 1985-88 Haleyville, Ala.	Tice, Tonya, G 1995 Hamilton, Ala.
Langley, Vivian, G/F 1975-76	- R -	Timmerman, Pam, F 1983-86 Graniteville, S.C.
Lannom, Amy, G 1989-92 Gallatin, Tenn.	Raffington, Varisia, G 2008-11 Tallahassee, Fla.	Tipton, Deborah, F/C 1981-82 Atlanta, Ga.
Lard, Mandy, G 2001 Hoover, Ala.	Rasenberg, Jackie, C 1987 Brockville, Ontario	Tubbs, Donna, G/F 1976
Lee, Beverly, G 1989-91 Smyrna, Ga.	Rawls, Kara, F 2014 Hoover, Ala.	- V -
Lee, Judith, G 1983 Tuscaloosa, Ala.	Redus, Manisha, G 2001-04 Decatur, Ala.	Vaughan, Jennifer, C 1999-2000 Marietta, Ga.
Lee, Kristin, G 2011-13 Birmingham, Ala.	Reed, "Capper", G 2001-03 Guntersville, Ala.	Vaughn, Laura, F/C 1988-91 Kingsport, Tenn.
Leonard, Lisa, G 1982-83 Marietta, Ga.	Reshard, Nathalie, F 2007-08 Niceville, Fla.	Vice, Beth, G/F 1999-2003 Mt. Sterling, Ky.
Lewis, Jordan, G 2016-Present Windermere, Fla.	Richardson, Willene, G 1975	Vordenbaum, Cindy, C/F 1976-78
- M -	Rivers, Sharin, G 2014-15 Huntsville, Ala.	- W -
Magee, Dedrea G 2007-10 Picayune, Miss.	Robinson, Jasmine, G 2011-13 Memphis, Tenn.	Wade, Shaquera, G 2016-Present Huntsville, Ala.
Magee, Trista, G 2016-Present Ellisville, Miss.	Robinson, Kayla, F 2009-10 Edwards, Miss.	Walls, Monique, G/F 1994 Richmond, Ind.
Martello, "Binky", G 2001 Milton, Fla.	Rorie, Ivey, G 1978	Waters, Erika, G 2011-13 Lawrenceville, Ga.
Martinez, Diamanté, F 2014-16 New Orleans, La.	Roy, Doris, F 1977-78	Watkins, Yolanda, F/C 1993-97 Decatur, Ala.
Mastin, Kate, G 2003-07 Boaz, Ala.	Ruffin, DaiJia, G 2016-Present Louisville, Ky.	West, Barbara Ann, G/F 1990-92 Pineview, Ga.
Matarazzi, Becky, G/F 1978	Rushing, Sandra, G 1983-86 Biloxi, Miss.	Wheeler, Donyel, G 2002 Birmingham, Ala.
McCoy, Carmen, C 2009-11 Leeds, Ala.	Russell, Ericka, G 2009-12 Tuscaloosa, Ala.	White, Beverly, G 1977-78 Lexington, Ala.
McDougle, Cynthia, F 1985-87, 1989 Waynesboro, Miss.	Rutherford, Mamie, C 2005-06 Hatton, Ala.	White, Rachel, G 1976
McGraw, Brooksie, C 2014 Gainesville, Fla.	Rutledge, Tracey, G 1986-88 Hull, Ga.	Williams, Ashley, F 2014-Present Covington, Ga.
McKeever, Laura, G 1975	- S -	Williams, Brenda, G 1976
Meier, Stephanie, G 1987-89 Wilmington, Del.	Scarborough, Gayle, G 1975-76	Williams, Johna, F 1987-88 Tuscaloosa, Ala.
Menefee, Sandra, G 1986 Tuskegee, Ala.	Shaw, Jocelyn, F 2010 Mobile, Ala.	Williams, Kaunda, G 1999 Laurel Hill, Fla.
Merritt, Jessica, G 2012-13 Talladega, Ala.	Shelton, Angie, G 1983-84 Lewisburg, Tenn.	Williams, Lois, G 1982 Sylacauga, Ala.
Merriweather, Dee, C 2003-06 Hanceville, Ala.	Simmons, Daisha, G 2012-14 Jersey City, N.J.	Williams, Tamara, F 2007-10 Alabaster, Ala.
Middlebrook, Karyla, G 2013-16 Blue Springs, Mo.	Sipe, Katie, G 2002-05 Hillsboro, Tenn.	Willis, Kendra, F/C 1988-91 Griffin, Ga.
Mills, Tausha, C 1997-98 Garland, Texas	Smith, Carol, C 1982-86 Milan, Tenn.	- Y -
Mitcham, Alicia, F 2011-12 Balch Springs, Texas	Smith, Justina, C/F 1984 Cairo, Ill.	Yeniley, Aycan, G 1993-94 Istanbul, Turkey
Mitchell, Patty, G 1975-78	*Smith, Kathy, C 1976-78	
Moore, Navonda, G 2004-07 Jackson, Miss.	Smith, Michelle, C/F 1988-91 Tuscaloosa, Ala.	
Moore, Tina, F 1987-88	Smith, Sarah, F/C 1993-96 Montevallo, Ala.	
	Smith, Sherry, F 1975	

* Alabama's first official signee

RECORDS & HISTORY

ALL-TIME JERSEY NUMBERS

- 00 -

LaToya Caudle 1997-99
Chanel Johnson 2004-06

- 0 -

Daisha Simmons 2012-14
LaKyesha Stennis **2016-Present**

- 1 -

Crystal Bellinger 2005-06
Aneesah Daniels 2012
Jasmine Steele 2013-14
Quanetria Bolton **2014-Present**

- 2 -

Monique Walls 1994
Donyel Wheeler 2002
Marverly Nettles 2004-06
Dedrea Magee 2007-10
Kristin Bush 2011
Trista Magee **2015-Present**

- 3 -

Tonya Tice 1995
Shalonda Enis 1996-97
Taqiilla Allen 2000-01
Alyson Butler 2007-10
Jasmine Robinson 2011-13
Khadijah Carter 2013-16
Jordan Lewis **2016-Present**

- 4 -

Jennifer Day 1989
Consuelo "Nanae" Daniels 1994-95
Latrish Jones 1996-99
Sparkle Smith 2001-02
Mamie Rutherford 2005-06
Christy Elliot 2008
Emily Davis 2013-14

- 5 -

Melissa Day 1980
Melissa Del-Valle 1992-93
Tausha Mills 1997-98
Krystle Johnson 2004-06
Caitlin Hollifield 2008
Celiscia Farmer 2010-13
Breanna Hayden 2015-16
Alana da Silva **2016-Present**

- 10 -

Linda Blackwell 1979
Tracey Rutledge 1986-88
Amy Lannom 1989-92
Aycan Yeniley 1993-94
Dominique Canty 1996-99
Mivvi Strickland 2002
Leah Drury 2003-07
LaToya King 2010-11
Meghan Perkins 2012-13
DaiJia Ruffin **2016-Present**

- 11 -

Vivian Langley 1975-76
Ledeann Hutton 1977-78
Donna Barrett 1979
Rozetha Burrow 1992
Shun Hunter 1993-96
Lateefah Joye 2005
Jessica Merritt 2012-13
Hannah Cook **2014-Present**

- 12 -

Leila Jones 1975-76
Margaret Fisher 1976-79
Karen Hutton 1980
Kristie Snyder 1982
Kittie Hines 1983-84
Audrey Gavin 1984-85
Beverly Lee 1989-91
Madonna Thompson 1992-95
Nicole Carruth 1997-01
Nikki Davis 2007
Taylor Allen 2008
Shafontaye Myers 2011-14
C'Coriea Foy 2015-16

- 13 -

Kathy Geiger 1976
Doris Roy 1977-78
Debbie Bozeman 1980-82
Mary Beasley 1981
Audrey Gavin 1984-85
Tina Moore 1987-88
Nikki Hegstetter 2012-16
Coco Knight **2016-Present**

- 14 -

Sherry Smith 1975
Brenda Williams 1976
Dorothy Franco 1977-78
Lisa DePriest 1979-81
Donna Connaway 1981-82
Pam Timmerman 1983-86
Nia Jones 1986-87
"Boo" Gonzalez 1988
Becky Blesch 1998
Mandy Lard 2001
Erin Hogue 2011-12
Brooksie McGraw 2014

- 15 -

Gayle Scarborough 1975-76
Beverly White 1977-78
Barbara Ann West 1990-92
Sharrona Alexander 1993-94
Reagan Croyle 1997-99
Manisha Redus 2001-04
Camilla Blands 2005-09
Erika Waters 2011-13
Meoshonti Knight **2015-Present**

- 20 -

Wanda Bankhead 1979
Lois Williams 1982
Dottie Kelso 1983-84
Neacole Hall 1985
Sandra Menefee 1986
Johna Williams 1987-88
Latasha Bethel 1989-90
Niesa Johnson 1992-95
Beth Vice 1999-03
Tawana Freeman 2004
Varisia Raffington 2008-11
Ashley Williams **2014-Present**

- 21 -

Julie Ellis 1975-76
Rachel White 1977
Deborah Friday 1979
Susan Cunningham 1980
Betsy Harris 1991-94
Shondra Johnson 1999-02
Kate Mastin 2003-07
Tierney Jenkins 2008-11
Kyra Crosby 2012

Taylor Berry 2016-Present

- 22 -

Laura McKeever 1975
Particia Griswold 1979
Donna Conaway 1981-82
Lisa Leonard 1982-83
Bridgette Brooks 1985
Julie Beaty 1987-90
Sarah Smith 1993-96
Kari Belcher 1998-00
"Capper" Reed 2001-03
Courtney Strauthers 2007-10
Khristin Lee 2011-13
Karyla Middlebrook 2013-16

- 23 -

Patty Mitchell 1975-78
Terrie Howell 1983-86
Laura Heard 1987-90
Camilia Crenshaw 1991-94
Pam Duncan 1995-98
Oreal Taylor 2001-04
Ericka Russell 2009-12
Kara Rawls 2014
Shaquera Wade **2016-Present**

- 24 -

Mitzi Hill 1975
Sandra Murray 1977-79
Kelly Holland 1980-82
Sandra Rushing 1983-86
Sissy Braden 1987-90
Carla Koonce 1991-95
Jennifer Teeple 1996-97
"Boo" Barnes 2000-01
Monique Bivins 2002-05
Nathalie Reshard 2007-08

- 25 -

Vivian Langley 1975-76
Gwen Hackett 1976-78
Sheila Gunter 1979
Shelly Pyles 1985-88
Brittney Ezell 1995-98
Katie Sipe 2002-05
Kayla Robinson 2009-10
Briana Hutchen 2012-15
Ashley Knight **2016-Present**

- 30 -

Brenda Pitts 1975-78
Laura Stockham 1982
Justina Smith 1984
Nia Jones 1986-87
Stephanie Meier 1987-89
Sandra Perkins 1991
Shondra Fuller 1993-95
Rebecca Baragry 1997
Kaunda Williams 1999
"Binky" Martello 2001
Carmen McCoy 2009-11
Brittany Jack 2012-13

- 31 -

Janie Smithson 1975-76
Marlene Stevenson 1992-95
Katie Hancock 2008-11

RECORDS & HISTORY

ALL-TIME JERSEY NUMBERS

- 32 -

Tawanna Biddle	1975-76
Mary Hudgins	1976-79
Leah (Monteith) Goss	1994-98
Natasha Gamble	2002-05
Tamara Williams	2007-10
Alicia Mitcham	2011-12
Brittany Jack	2013-14

- 33 -

Willene Richardson	1975
Kathy Smith	1976-78
Cara Crosslin	1994-97
Joni Crenshaw	1998-01
Lauren Hill	2003-06
Daleisha Carn	2008
Jessica Merritt	2012
Sharin Rivers	2014-15

- 34 -

Cindy Connors	1975
Mary Hudgins	1976-79
Kathy Och	1980
Terri Hillard	1981-84
DeeDee Davis	1984-87
Michelle Smith	1988-91
Nikki Prescott	1999
Leigh Papisan	2000-03
Navonda Moore	2004-07
Oceana Hamilton	2014-15

- 35 -

Dorothy Snoddy	1975
Cindy Vordenbaum	1976-78
Carol Payne	1979
Debbie Bozeman	1980-82
Betty Bryant	1983, 85
Vickie Cox	1985-86
Kim Barrier	1987
Tracy Bowden	1988-91
Diamanté Martinez	2014-16

- 40 -

Deborah Tipton	1981-82
Judith Lee	1983
Kendra Willis	1988-91
Ferris Peters	2000
Talisha Chandler	2007-08
Kaneisha Horn	2010-13

- 41 -

Jocelyn Shaw	2010
--------------	------

- 42 -

Hazel Hall	1978-81
Deborah Tipton	1981-82
Linda Burgess	1991-92
Kidada Holtzclaw	1995-98
Jennifer Vaughan	1999-00
Jamilah Johns	2001-03

- 43 -

Carol Smith	1982-86
Jackie Rasenberg	1987
Stacey Carden	1988
Amber Lacey	1996

- 44 -

Anne Cale	1978-81
Elisia Davis	1982
Cassandra Crumpton	1983-84
Cynthia McDougale	1985-87, 89
Kendra Willis	1988-91
Leslie Claybrook	1990-93
LaToya Caudle	1997-99

- 45 -

Glenda Boss	1978-81
Angie Shelton	1983-84
Terrie Howell	1985-86
Laura Vaughn	1988-91
LaNisha Cartwell	1999-02

- 50 -

Stacey Franklin	1989-92
Harriet Barnes	2005-07

- 52 -

Sylvia Akers	1981-82
DeDe Dubose	1983-86
Laura Vaughn	1988-91
Dee Merriweather	2003-06

- 53 -

Leslie Payne	1978-81
DeeDee Davis	1984-87
Jaqui Jones	1996-00

- 54 -

Yolanda Watkins	1993-97
-----------------	---------

- 55 -

Tamisha Hamilton	2004
------------------	------

ALL-TIME ASSISTANT COACHES

Name	Years
Ron Aldy	2003-05
Kelly Brooks	2002-03
Pat Charity	1997-2000
Jane Ellen Cook	1982
Joni Crenshaw ¹	2008-10
Kelly Curry	2013-Present
Leah Drury	2010-12
Ty Evans ¹	2007-12
Brittney Ezell	2000-05
Liz Foster	1979-80
Stacey Franklin	2008-10
Clarisse Garcia	2013
Tori Harrison	1988-89
Quentin Hillsman	2004-05
Kelly Holland	1983
Dottie Kelso	1989-93
Mike Kindred	1985-86
Lisa Leonard	1987-88
Cheryl Littlejohn	1995-97
Jeff Lovell	1996-97
Tim Miller	2013
Rick Moody	1982-84
C.C. Moorer	1997-2004
Robert Mosley	2010-12
Michael Murphy	1997-2002
Lois Myers	1984-85
Terry Nooner	2013-15
Lisa Nuxol-Wilson	2005-2008
Tonya Tice Peoples	1996-97
Donnie Quinn	2013
Saudia Roundtree	2005-06
Sherri (Blount) Smelser	1982-95
John Treloar	1979-80
Leigh Walker	1991-95
Melanie Walls	2005-2008
Brooks Williams	2016-Present
Shereka Wright	2013-Present

1 - Associate Head Coach

RECORDS & HISTORY

SEC AWARDS

ALL-SEC

SEC COACH OF THE YEAR

1986 Lois Myers

FIRST TEAM

Year	Name	Class	Pos.
1982	Terri Hillard	Soph.	G
1983	Cassandra Crumpton	Jr.	F
1985	Carol Smith	Jr.	C
1986	Carol Smith	Sr.	C
1988	Tracey Rutledge	Jr.	G
1991	Linda Burgess	Jr.	F
1992	Linda Burgess	Sr.	F
1993	Niesa Johnson*	Soph.	G
1994	Niesa Johnson*	Jr.	G
	Yolanda Watkins	Soph.	C
1995	Niesa Johnson*	Sr.	G
1996	Shalonda Enis*	Jr.	F
1997	Dominique Canty	Soph.	G
	Shalonda Enis	Sr.	F
1998	Dominique Canty*	Jr.	G
1999	Dominique Canty*	Sr.	G
2011	Tierney Jenkins	Sr.	F

* - unanimous

SECOND TEAM

Year	Name	Class	Pos.
1988	Michelle Smith	Fr.	C
1989	Laura Heard	Jr.	F
1990	Laura Vaughn	Jr.	F
1993	Yolanda Watkins	Fr.	F/C
1994	Betsy Harris	Sr.	G
1995	Yolanda Watkins	Jr.	C
1997	Yolanda Watkins	Sr.	C
1998	Brittney Ezell	Sr.	G
	Tausha Mills	Sr.	C
2000	Shondra Johnson	Soph.	G
2001	Shondra Johnson	Jr.	G
2002	Shondra Johnson	Sr.	G
2004	Monique Bivins	Jr.	G
2005	Monique Bivins	Sr.	G
2006	Navonda Moore	Jr.	G

HONORABLE MENTION

Year	Name	Class	Pos.
1992	Niesa Johnson	Fr.	G

DEFENSIVE TEAM

Year	Name	Class	Pos.
2011	Tierney Jenkins	Sr.	F

SEC FRESHMAN OF THE YEAR

Year	Name	Pos.
1992	Niesa Johnson	G

SEC ALL-FRESHMAN

Year	Name	Pos.
1992	Niesa Johnson	G
1993	Yolanda Watkins	F/C
1996	Dominique Canty	G
2004	Kate Mastin	G
2008	Tierney Jenkins	F
2009	Ericka Russell	G
2011	Kaneisha Horn	F
2014	Ashley Williams	F

SECOND TEAM SEC ALL-FRESHMAN

Year	Name	Pos.
1988	Michelle Smith	C
1989	Amy Lannom	G
	Stacey Franklin	F

SEC TOURNAMENT MVP

Year	Name	Class	Pos.
1984	Cassandra Crumpton	Sr.	F
*1996	Dominique Canty	Fr.	G

* - First freshman SEC tournament MVP

SEC ALL-TOURNAMENT TEAM

Year	Name	Class	Pos.
1981	Mary Beasley	Soph.	C
	Leslie Payne	Soph.	C
1982	Terri Hillard	Soph.	G
1984	Cassandra Crumpton	Sr.	F
1993	Niesa Johnson	Soph.	G
1995	Niesa Johnson	Sr.	G
1996	Dominique Canty	Fr.	G
	Brittney Ezell	Soph.	G
1998	Dominique Canty	Jr.	G
1999	Dominique Canty	Sr.	G

SEC PLAYERS OF THE WEEK

Date	Name
Jan. 14, 1986	Sandra Rushing
Jan. 14, 1991	Linda Burgess
March 2, 1992	Linda Burgess
Feb. 15, 1993	Niesa Johnson
Jan. 8, 1996	Shalonda Enis
Feb. 17, 1997	Shalonda Enis
Feb. 9, 1998	Dominique Canty
Feb. 15, 1999	Dominique Canty
Dec. 23, 2002	Beth Vice
Nov. 15, 2011	Tierney Jenkins
Feb. 21, 2011	Ericka Russell
Nov. 19, 2012	Daisha Simmons
Dec. 23, 2013	Daisha Simmons
Nov. 24, 2014	Ashley Williams

SEC FRESHMAN OF THE WEEK

Nov. 22, 2010	Jasmine Robinson
Nov. 29, 2010	Kaneisha Horn
Nov. 28, 2011	Aneesah Daniels
Jan. 27, 2014	Ashley Williams
Feb. 24, 2014	Ashley Williams



Ashley Williams

ALL-AMERICANS




1983

**CASSANDRA
CRUMPTON**

THIRD TEAM

American Women's Sports Federation



1992

**LINDA
BURGESS**

THIRD TEAM

Women's Basketball News Service

HONORABLE MENTION

Basketball Times



1992-95

**NIESA
JOHNSON**

FIRST TEAM

Kodak/WBCA (1994, 95)

Associated Press (1995)

U.S. Basketball Writers Association (1994, 95)

Basketball Times (1994)

SECOND TEAM

Women's Basketball News Service (1995)

HONORABLE MENTION

Basketball Times (1993)

FRESHMAN

Basketball Times (1992)

U.S. Basketball Writers Association (1992)

Women's Basketball News Service (1992)

RECORDS & HISTORY

ALL-AMERICANS



1996-97

**SHALONDA
ENIS**

FIRST TEAM

Kodak/WBCA (1996)
Women's Basketball News Service (1996)
U.S. Basketball Writers Association (1997)

SECOND TEAM

The Sporting News (1997)

THIRD TEAM

Associated Press (1996, 97)

HONORABLE MENTION

Kodak/WBCA (1997)



1996-99

**DOMINIQUE
CANTY**

FIRST TEAM

Associated Press (1999)
U.S. Basketball Writers Association (1998, 99)
Women's Basketball News Service (1999)
Women's Basketball Journal (1999)

SECOND TEAM

Women's Basketball News Service (1998)
Associated Press (1998)
Women's Basketball Journal (1998)

THIRD TEAM


U.S. Basketball Writers Association (1997)

HONORABLE MENTION

Kodak/WBCA (1997, 98, 99)
Associated Press (1997)

FRESHMAN

Women's Basketball News Service (1996)



1997

**LEAH
GOSS**

HONORABLE MENTION

Associated Press

RECORDS & HISTORY

MISCELLANEOUS AWARDS • POLL HISTORY

NAISMITH PLAYER OF THE YEAR

FINALISTS

1994	Niesa Johnson
1997	Shalonda Enis
1998	Dominique Canty
1999	Dominique Canty

PRESEASON NAISMITH CANDIDATES

1995	Niesa Johnson
1997	Shalonda Enis

USBWA FRESHMAN OF THE YEAR

1992	Niesa Johnson
------	---------------

BASKETBALL TIMES

NATIONAL FRESHMAN OF THE YEAR

1992	Niesa Johnson
------	---------------

WOMEN'S BASKETBALL

NEWS SERVICE

FRESHMAN OF THE YEAR

1992	Niesa Johnson
------	---------------

SPORTS ILLUSTRATED

NATIONAL PLAYER OF THE WEEK

Dec. 30, 1992	Niesa Johnson
---------------	---------------

ALABAMA AMATEUR

ATHLETE OF THE YEAR

1993	Niesa Johnson
------	---------------

USA BASKETBALL

JUNIOR NATIONAL TEAM

1992	Niesa Johnson
1993	Niesa Johnson

USA BASKETBALL

WOMEN'S NATIONAL TEAM

1994	Niesa Johnson
------	---------------

USA BASKETBALL

WORLD UNIVERSITY GAMES TEAM

1995	Niesa Johnson
------	---------------

BEFORE ALABAMA

WBCA JC/CC PLAYER OF THE YEAR

1995	Shalonda Enis
1996	Tausha Mills
1998	Kaunda Williams
1999	Boo Barnes

NAISMITH NATIONAL

PLAYER OF THE YEAR

1992	Yolanda Watkins
------	-----------------

USA TODAY

NATIONAL PLAYER OF THE YEAR

1992	Yolanda Watkins
------	-----------------

MCDONALD'S

HIGH SCHOOL ALL-AMERICAN

2010	Kaneisha Horn
------	---------------

WBCA HIGH SCHOOL ALL-AMERICAN

2010	Kaneisha Horn
------	---------------

GATORADE PLAYER OF THE YEAR

1991	Niesa Johnson (Mississippi)
1992	Yolanda Watkins (Alabama)
1996	Joni Crenshaw (Mississippi)
2006	Dedrea Magee (Mississippi)
2010	Kaneisha Horn (Alabama)
2015	Shaquera Wade (Alabama)

STATE PLAYER OF THE YEAR

1985	Julie Beaty (Alabama 3A)
1985	Tracey Rutledge (Georgia)
1991	Niesa Johnson (Mississippi)
1993	Shalonda Enis (Texas Class A)
1994	Latrish Jones (Alabama 6A)
1997	Boo Barnes (Alabama 6A)
2001	Kate Mastin (Alabama 5A)
2010	Kaneisha Horn (Alabama 4A)
	Shafontaye Myers (Alabama 1A)
2015	Trista Magee (Mississippi)
	Shaquera Wade (Alabama 7A)
2016	Jordan Lewis (Florida 4A)

ALABAMA IN THE

FINAL NATIONAL RANKINGS

	AP	WBCA/ Coaches
1984	12	—
1992	18	17
1993	NR	25
1994	16	4
1995	13	13
1996	10	11
1997	8	11
1998	11	11
1999	22	25

HIGHEST REGULAR-SEASON RANKING

2 - *USA Today* (Nov. 12 and Nov. 18, 1996)

2 - *Associated Press* (Nov. 12, 1996)

NCAA TOURNAMENT AWARDS

FINAL FOUR ALL-TOURNAMENT TEAM

1994	Betsy Harris
------	--------------

REGIONAL MVP

Year	Name	Region
1994	Betsy Harris	Midwest

REGIONAL ALL-TOURNAMENT

Year	Name	Region
1994	Niesa Johnson	Midwest
	Yolanda Watkins	Midwest
1996	Shalonda Enis	West

ACADEMIC AWARDS AND HONORS

SEC ACADEMIC HONOR ROLL

1985	Sandra Rushing	Sr.	Physical Education
1986	Shelly Pyles	So.	Pre-Pharmacy
1987	Shelly Pyles	Jr.	Pre-Pharmacy
1988	Julie Beaty	So.	Business
	Shelly Pyles	Sr.	Pre-Pharmacy
1989	Julie Beaty	Jr.	Business
	Tracy Bowden	So.	Physical Therapy
1990	Julie Beaty	Sr.	Business
	Tracy Bowden	Jr.	Accounting
	Sissy Braden	Sr.	Education
1991	Tracy Bowden	Sr.	Education
	Leslie Claybrook	So.	Sports Management
	Stacey Franklin	Jr.	Education
	Laura Vaughn	Sr.	Education
	Kendra Willis	Sr.	Communications
1992	Leslie Claybrook	Jr.	English
	Stacey Franklin	Sr.	Elementary Education
1993	Leslie Claybrook	Sr.	English
1994	Niesa Johnson	Jr.	Special Education
	Carla Koonce	Jr.	Physical Education
	Sarah Smith	So.	Sports Management
	Madonna Thompson	Jr.	Speech Pathology
1995	Leah Monteith	Fr.	Elementary Education
	Sarah Smith	Jr.	Sports Management
	Marlene Stevenson	Sr.	Engineering
	Madonna Thompson	Sr.	Communication Disorders
	Tonya Tice	Jr.	Human Performance
1996	Cara Crosslin	Jr.	HPE/Pre-Physical Therapy
	Pam Duncan	Sr.	Communication Disorders
	Leah Monteith	So.	Elementary Education
	Jennifer Teeple	Jr.	Sports Management
1997	Pam Duncan	Jr.	Communication Disorders
	Leah Monteith	Jr.	Elementary Education
	Jennifer Teeple	Sr.	Sports Management
	Yolanda Watkins	Sr.	General Studies
1998	Reagan Croyle	Fr.	Pre-Major Studies
	Pam Duncan	Sr.	Elementary Education
	Leah Goss	Sr.	Elementary Education
	Kidada Holtzclaw	Sr.	Human Performance
1999	Kari Belcher	Jr.	Food & Nutrition
	Reagan Croyle	So.	Biology
2000	Kari Belcher	Sr.	Food & Nutrition
2002	Shun Hunter	Sr.	Management
	Leigh Papisan	Sr.	Public Relations
	Katie Sipe	Jr.	Education
2004	Leah Drury	So.	Sports Management
	Lauren Hill	So.	Biology
	Krystle Johnson	Jr.	Math
	Kate Mastin	So.	Pre-Business
	Dee Merriweather	Jr.	Health Studies
	Marverly Nettles	So.	Criminal Justice
	Katie Sipe	Jr.	Hospitality Management
2005	Leah Drury	Jr.	Sports Management
	Natasha Gramble	Sr.	Biology
	Lauren Hill	Jr.	Biology
	Chanel Johnson	Fr.	Pre-Pharmacy
	Krystle Johnson	Sr.	Math
	Kate Mastin	Jr.	Business
	Dee Merriweather	Jr.	Health Studies
	Marverly Nettles	Jr.	Criminal Justice
	Katie Sipe	Sr.	Hotel Management
2006	Camilla Blands	Fr.	Pre-Major Studies
	Leah Drury	Jr.	Sports Management
	Lauren Hill	Jr.	Biology
	Kate Mastin	Jr.	Business
	Dee Merriweather	Sr.	Health Studies
2007	Camilla Blands	So.	Pre-Major Studies
	Alyson Butler	Fr.	Exercise Science

	Leah Drury	Sr.	Sports Management
	Kate Mastin	Sr.	Business
	Navonda Moore	Sr.	Communications
	Courtney Strauthers	Fr.	Exercise Science
	Tamara Williams	Fr.	Health Studies
2008	Camilla Blands	Jr.	Psychology
	Alyson Butler	So.	Exercise Science
	Daliesha Carn	Fr.	Psychology
	Katie Hancock	Fr.	Business Management
	Varisia Raffington	Fr.	Accounting
	Courtney Strauthers	So.	Exercise Science
	Tamara Williams	So.	Health Studies
2009	Alyson Butler	Jr.	Exercise Science
	Erica Russell	Fr.	Business Administration
	Tamara Williams	Jr.	Health Studies
2010	Alyson Butler	Sr.	Exercise Science
	Katie Hancock	Jr.	Business Management
	Erica Russell	So.	Business Administration
	Courtney Strauthers	Sr.	Exercise Science
	Tamara Williams	Sr.	Health Studies
2011	Katie Hancock	Sr.	Marketing
	Erin Hogue	So.	General Health Sciences
	Kaneisha Horn	Fr.	Sports Medicine
	Erica Russell	Jr.	Business Administration
2012	Khristin Bush	So.	Nursing
	Aneesah Daniels	Fr.	Management
2013	Emily Davis	Fr.	Elementary Education
	Nikki Hegstetter	Fr.	Advertising
	Briana Hutchen	So.	Communication Studies
	Khristin Lee	Jr.	Communication Studies
	Jasmine Steele	Fr.	Pre-Business
	Erika Waters	Jr.	General Health
2014	Emily Davis	So.	Elementary Education
	Oceana Hamilton	Fr.	Advertising
	Nikki Hegstetter	So.	Marketing
	Courtney Hunter	Fr.	Accounting
	Briana Hutchen	Jr.	Communication Studies
	Karyla Middlebrook	Fr.	Business
	Kara Rawls	Fr.	Human Development
	Ashley Williams	Fr.	Criminal Justice
2015	Quanetria Bolton	Fr.	Exercise Science
	Oceana Hamilton	So.	Advertising
	Breanna Hayden	So.	Exercise Science
	Nikki Hegstetter	Jr.	Marketing
	Briana Hutchen	Sr.	Communication Studies
	Meoshonti Knight	Fr.	Human Development
	Karyla Middlebrook	RS Fr.	Business
	Sharin Rivers	Sr.	Exercise Science
	Ashley Williams	So.	Criminal Justice
2016	Quanetria Bolton	So.	Exercise Science
	Nikki Hegstetter	Sr.	Marketing
	Trista Magee	Fr.	Marketing
	Karyla Middlebrook	So.	Management
	Shaquera Wade	Fr.	Human Development
	Ashley Williams	Jr.	Criminal Justice

RECORDS & HISTORY

ALL-TIME SERIES RESULTS

AIR FORCE 1-0			
Dec. 30, 2011	W	80-45	Tuscaloosa, Ala.

AKRON 3-0			
Dec. 18, 1996	W	89-44	Myrtle Beach, S.C.
Dec. 6, 1997	W	94-53	Tuscaloosa, Ala.
Dec. 5, 1999	W	82-62	Akron, Ohio

ALABAMA A&M 10-0			
Dec. 11, 1999	W	76-51	Tuscaloosa, Ala.
Jan. 4, 2001	W	74-41	Tuscaloosa, Ala.
Dec. 21, 2004	W	71-62	Tuscaloosa, Ala.
Dec. 1, 2005	W	81-55	Tuscaloosa, Ala.
Dec. 17, 2007	W	62-57	Tuscaloosa, Ala.
Dec. 22, 2008	W	76-65	Tuscaloosa, Ala.
Dec. 20, 2010	W	67-62	Tuscaloosa, Ala.
Nov. 25, 2013	W	60-32	Tuscaloosa, Ala.
Nov. 26, 2014	W	75-44	Tuscaloosa, Ala.
Nov. 13, 2015	W	96-44	Tuscaloosa, Ala.

ALABAMA-HUNTSVILLE 6-0			
Dec. 6, 1979	W	95-65	Tuscaloosa, Ala.
Jan. 14, 1980	W	104-72	Huntsville, Ala.
Jan. 22, 1981	W	80-61	Huntsville, Ala.
Feb. 5, 1981	W	87-53	Tuscaloosa, Ala.
Nov. 27, 1984	W	88-57	Huntsville, Ala.
Jan. 9, 1986	W	85-70	Huntsville, Ala.

ALABAMA STATE 14-3			
Jan. 26, 1976	W	74-67	Tuscaloosa, Ala.
Feb. 2, 1976	L	66-76	Montgomery, Ala.
Dec. 15, 1979	W	85-79	Montgomery, Ala.
Dec. 2, 1980	W	94-44	Tuscaloosa, Ala.
Feb. 26, 1988	W	88-57	Tuscaloosa, Ala.
Jan. 17, 1991	W	99-71	Montgomery, Ala.
Feb. 13, 1991	W	105-74	Tuscaloosa, Ala.
Nov. 26, 1991	W	103-62	Tuscaloosa, Ala.
Feb. 6, 1992	W	85-66	Montgomery, Ala.
March 1, 1993	W	80-57	Montgomery, Ala.
Feb. 23, 1994	W	98-56	Tuscaloosa, Ala.
Jan. 31, 1996	W	105-42	Tuscaloosa, Ala.
Dec. 5, 2001	L	84-89	Montgomery, Ala.
Nov. 25, 2008	W	75-47	Tuscaloosa, Ala.
Dec. 4, 2009	L	67-72	Montgomery, Ala.
Dec. 1, 2010	W	80-31	Tuscaloosa, Ala.
Dec. 17, 2011	W	64-54	Montgomery, Ala.

ALCORN STATE 7-1			
Feb. 3, 1986	W	71-58	Tuscaloosa, Ala.
Feb. 11, 1987	W	74-64	Lorman, Miss.
Feb. 10, 1988	W	82-63	Tuscaloosa, Ala.
Dec. 18, 1988	W	91-77	Tuscaloosa, Ala.
Jan. 25, 1989	L	71-86	Lorman, Miss.
Dec. 9, 1989	W	71-67	Murray, Ky.
Dec. 16, 1989	W	60-49	Tuscaloosa, Ala.
Dec. 6, 2015	W	97-50	Tuscaloosa, Ala.

AMERICAN 1-0			
Dec. 11, 1988	W	77-31	Huntington, W. Va.

APPALACHIAN STATE 4-0			
Jan. 13, 1992	W	114-90	Boone, N.C.
Feb. 8, 1993	W	94-64	Tuscaloosa, Ala.
March 15, 1996	W	95-66	Tuscaloosa, Ala.
Nov. 16, 2015	W	93-59	Tuscaloosa, Ala.

ARIZONA 1-0			
Nov. 29, 1987	W	80-74 ^{20T}	Bowling Green, Ky.

ARIZONA STATE 2-0			
Dec. 28, 1988	W	84-67	Jamaica, N.Y.
Nov. 28, 1996	W	102-74	San Juan, Puerto Rico

ARKANSAS 14-20			
Jan. 26, 1980	L	54-68	Fayetteville, Ark.
Jan. 17, 1981	W	70-65	Tuscaloosa, Ala.
Feb. 22, 1992	W	80-76	Fayetteville, Ark.
Feb. 20, 1993	W	66-56	Tuscaloosa, Ala.
Feb. 2, 1994	L	75-82	Fayetteville, Ark.
Dec. 6, 1994	W	93-79	Tuscaloosa, Ala.
March 4, 1995	W	86-72	Chattanooga, Tenn.
Jan. 4, 1996	W	92-85 ^{OT}	Fayetteville, Ark.
Feb. 6, 1997	W	102-61	Tuscaloosa, Ala.
March 1, 1997	W	85-63	Chattanooga, Tenn.
Jan. 11, 1998	L	90-102 ^{OT}	Fayetteville, Ark.
Feb. 18, 1999	L	73-77	Tuscaloosa, Ala.
Feb. 3, 2000	L	62-66	Fayetteville, Ark.
Feb. 1, 2001	W	74-69	Tuscaloosa, Ala.
Jan. 10, 2002	W	84-70	Fayetteville, Ark.
Feb. 2, 2002	L	70-72	Tuscaloosa, Ala.
Feb. 2, 2003	L	58-59	Tuscaloosa, Ala.
March 2, 2003	L	57-68	Fayetteville, Ark.
March 6, 2003	L	48-53	Little Rock, Ark.
Feb. 15, 2004	W	68-65	Tuscaloosa, Ala.
Feb. 10, 2005	L	68-83	Fayetteville, Ark.
Jan. 15, 2006	W	75-73	Tuscaloosa, Ala.
Jan. 18, 2007	L	63-71	Fayetteville, Ark.
Jan. 17, 2008	L	49-63	Tuscaloosa, Ala.
Feb. 22, 2009	L	69-74	Fayetteville, Ark.
Jan. 24, 2010	L	62-66 ^{OT}	Tuscaloosa, Ala.
Feb. 21, 2010	W	69-58	Fayetteville, Ark.
Jan. 16, 2011	L	53-57	Tuscaloosa, Ala.
Feb. 27, 2011	W	92-79	Fayetteville, Ark.
Feb. 2, 2012	L	52-70	Fayetteville, Ark.
Feb. 10, 2013	L	80-91 ^{30T}	Tuscaloosa, Ala.
Feb. 12, 2014	L	55-75	Fayetteville, Ark.
Feb. 1, 2015	L	42-53	Tuscaloosa, Ala.
Feb. 18, 2016	L	67-69	Fayetteville, Ark.

ARKANSAS-PINE BLUFF 3-0			
Dec. 4, 2010	W	90-56	Tuscaloosa, Ala.
Nov. 17, 2013	W	79-60	Tuscaloosa, Ala.
Dec. 16, 2014	W	71-27	Tuscaloosa, Ala.

ARKANSAS STATE 3-2			
Dec. 19, 1985	W	87-68	Jonesboro, Ark.
Jan. 15, 1988	W	83-64	Tuscaloosa, Ala.
Dec. 8, 1989	W	84-65	Murray, Ky.
Nov. 13, 2007	L	56-73	Jonesboro, Ark.
Nov. 18, 2007	L	45-49	Tuscaloosa, Ala.

ARMY 0-1			
Jan. 5, 1980	L	50-62	Miami, Fla.

ATHENS COLLEGE 2-0			
Dec. 6, 1974	W	78-50	Athens, Ala.
Feb. 1, 1975	W	48-35	Tuscaloosa, Ala.

AUBURN 35-48			
Feb. 14, 1975	L	71-93	Auburn, Ala.
Feb. 21, 1975	L	60-78	Auburn, Ala.
March 1, 1975	L	74-79	Tuscaloosa, Ala.

Nov. 17, 1975	L	54-76	Auburn, Ala.
March 1, 1976	W	71-62	Tuscaloosa, Ala.
March 10, 1976	W	90-74	Tuscaloosa, Ala.
Nov. 29, 1976	W	86-81	Tuscaloosa, Ala.
Dec. 16, 1976	W	65-59	Auburn, Ala.
Feb. 24, 1977	W	81-66	Tuscaloosa, Ala.
Nov. 30, 1977	W	67-50	Tuscaloosa, Ala.
Jan. 28, 1978	W	56-48	Auburn, Ala.
Jan. 4, 1979	W	86-67	Starkville, Miss.
Jan. 20, 1979	L	64-75	Auburn, Ala.
Feb. 17, 1979	W	62-55	Tuscaloosa, Ala.
Feb. 24, 1979	L	72-80	Troy, Ala.
Jan. 23, 1980	L	71-77	Auburn, Ala.
Jan. 12, 1981	W	66-65	Tuscaloosa, Ala.
Feb. 1, 1981	L	50-61	Baton Rouge, La.
Feb. 28, 1981	L	50-67	Troy, Ala.
Jan. 27, 1982	L	56-72	Auburn, Ala.
Feb. 22, 1982	L	59-63	Tuscaloosa, Ala.
Jan. 5, 1983	L	49-60	Auburn, Ala.
Feb. 9, 1983	L	63-79	Tuscaloosa, Ala.
Jan. 5, 1984	W	65-56	Auburn, Ala.
Feb. 9, 1984	W	64-60	Tuscaloosa, Ala.
Jan. 16, 1985	L	53-71	Auburn, Ala.
Feb. 18, 1985	W	84-67	Tuscaloosa, Ala.
Jan. 15, 1986	L	86-87 ^{OT}	Tuscaloosa, Ala.
Feb. 21, 1987	L	60-78	Auburn, Ala.
March 5, 1987	L	61-89	Albany, Ga.
Jan. 27, 1988	L	57-88	Tuscaloosa, Ala.
Feb. 22, 1989	L	44-89	Auburn, Ala.
Feb. 21, 1990	W	71-68	Tuscaloosa, Ala.
Feb. 2, 1991	L	48-77	Auburn, Ala.
Feb. 12, 1992	W	72-69	Tuscaloosa, Ala.
Feb. 17, 1993	L	67-93	Auburn, Ala.
Feb. 16, 1994	W	84-71	Tuscaloosa, Ala.
Jan. 28, 1995	L	70-86	Auburn, Ala.
Jan. 24, 1996	W	69-67	Tuscaloosa, Ala.
Feb. 13, 1996	L	58-75	Auburn, Ala.
March 2, 1996	W	65-59	Chattanooga, Tenn.
Jan. 7, 1997	W	68-65	Auburn, Ala.
Feb. 11, 1997	W	89-57	Tuscaloosa, Ala.
Jan. 7, 1998	W	62-46	Tuscaloosa, Ala.
Feb. 11, 1998	W	62-45	Auburn, Ala.
Jan. 7, 1999	L	69-73	Auburn, Ala.
Feb. 11, 1999	W	72-57	Tuscaloosa, Ala.
Feb. 26, 1999	W	76-72	Chattanooga, Tenn.
Jan. 13, 2000	L	51-69	Auburn, Ala.
Feb. 13, 2000	L	59-69	Tuscaloosa, Ala.
Jan. 11, 2001	W	60-53	Tuscaloosa, Ala.
Feb. 11, 2001	W	61-60	Auburn, Ala.
March 1, 2001	W	59-55	Memphis, Tenn.
Jan. 24, 2002	W	78-70	Tuscaloosa, Ala.
Feb. 10, 2002	W	60-57	Auburn, Ala.
Jan. 19, 2003	L	61-65	Auburn, Ala.
Feb. 27, 2003	W	67-62	Tuscaloosa, Ala.
Jan. 22, 2004	L	61-70	Auburn, Ala.
Feb. 26, 2004	L	40-72	Tuscaloosa, Ala.
Jan. 23, 2005	L	43-59	Auburn, Ala.
Feb. 17, 2005	L	63-74	Tuscaloosa, Ala.
Jan. 8, 2006	W	68-54	Tuscaloosa, Ala.
Jan. 26, 2006	L	56-65	Auburn, Ala.
Jan. 7, 2007	L	58-63	Tuscaloosa, Ala.
Feb. 1, 2007	L	61-93	Auburn, Ala.
Jan. 27, 2008	L	48-62	Tuscaloosa, Ala.
Feb. 14, 2008	L	49-74	Auburn, Ala.
Jan. 22, 2009	L	66-84	Auburn, Ala.
Feb. 8, 2009	L	54-81	Tuscaloosa, Ala.
Jan. 14, 2010	L	62-74	Auburn, Ala.

ALL-TIME SERIES RESULTS

Feb. 7, 2010	W	55-53	Tuscaloosa, Ala.
Jan. 2, 2011	L	55-66	Tuscaloosa, Ala.
Feb. 17, 2011	W	59-51	Auburn, Ala.
Jan. 5, 2012	L	55-65	Tuscaloosa, Ala.
Feb. 23, 2012	L	40-81	Auburn, Ala.
Jan. 24, 2013	W	61-51	Tuscaloosa, Ala.
Feb. 17, 2013	L	53-70	Auburn, Ala.
Jan. 16, 2014	L	39-61	Tuscaloosa, Ala.
Feb. 27, 2014	L	65-70	Auburn, Ala.
Jan. 22, 2015	W	51-50	Tuscaloosa, Ala.
Feb. 26, 2015	L	73-80	Auburn, Ala.
Jan. 14, 2016	L	59-72	Auburn, Ala.
Feb. 7, 2016	L	55-59	Tuscaloosa, Ala.

AUBURN-MONTGOMERY	2-0	
Dec. 2, 1990	W 92-69	Tuscaloosa, Ala.
Dec. 15, 1990	W 78-57	Montgomery, Ala.

AUSTIN PEAY	3-0	
Dec. 17, 1991	W 97-80	Clarksville, Tenn.
Dec. 15, 1992	W 111-79	Tuscaloosa, Ala.
Dec. 20, 2008	W 63-53	Tuscaloosa, Ala.

BELHAVEN	2-0	
Nov. 24, 1980	W 97-54	Tuscaloosa, Ala.
Nov. 10, 1981	W 64-62	Jackson, Miss.

BALL STATE	1-0	
Dec. 30, 2008	W 81-75	Tuscaloosa, Ala.

BELMONT	5-3	
March 23, 1977	L 73-88	Amarillo, Texas
Jan. 6, 2000	W 84-58	Tuscaloosa, Ala.
Dec. 2, 2000	W 70-67	Nashville, Tenn.
Dec. 20, 2006	W 52-51	Tuscaloosa, Ala.
Nov. 28, 2007	L 58-75	Nashville, Tenn.
Dec. 29, 2008	W 54-49	Tuscaloosa, Ala.
Nov. 21, 2009	L 67-69 ^{OT}	Nashville, Tenn.
Dec. 18, 2010	W 64-46	Tuscaloosa, Ala.

BETHUNE-COOKMAN	2-0	
Dec. 18, 1995	W 94-35	Tuscaloosa, Ala.
Dec. 18, 2003	W 77-44	Orlando, Fla.

BIRMINGHAM-SOUTHERN	3-0	
Nov. 27, 2001	W 73-38	Birmingham, Ala.
Nov. 26, 2002	W 75-58	Tuscaloosa, Ala.
Dec. 18, 2006	W 83-66	Tuscaloosa, Ala.

BOSTON COLLEGE	2-1	
Dec. 6, 1985	W 78-69	Evanston, Ill.
Dec. 28, 1997	W 79-70 ^{OT}	Philadelphia, Pa.
Nov. 28, 2003	L 56-77	Fort Collins, Colo.

BUCKNELL	1-0	
Dec. 29, 2002	W 89-64	Jersey City, N.J.

BYU	1-0	
Dec. 21, 2002	W 70-59	Albuquerque, N.M.

CALIFORNIA	1-0	
Nov. 24, 2000	W 76-63	Chicago, Ill.

CAL STATE-BAKERSFIELD	1-0	
Nov. 28, 2009	W 87-79	San Luis Obispo, Calif.

CAL STATE-FULLERTON	0-1	
Dec. 8, 1984	L 64-65	Las Vegas, Nev.

CAL STATE-NORTHRIDGE	1-0	
Nov. 25, 2006	W 75-56	Moraga, Calif.

CARSON-NEWMAN	1-1	
Jan. 9, 1982	L 59-63	Jefferson City, Tenn.
Jan. 22, 1982	W 85-49	Tuscaloosa, Ala.

CENTENARY	1-0	
Nov. 14, 2008	W 64-55	Tuscaloosa, Ala.

CENTRAL ARKANSAS	1-1	
Nov. 14, 2010	W 87-76	Tuscaloosa, Ala.
Nov. 15, 2011	L 46-58	Conway, Ark.

CENTRAL MICHIGAN	1-0	
March 18, 1984	W 78-70	Mt. Pleasant, Mich.

CHARLESTON	1-0	
Jan. 8, 1982	W 71-68	Jefferson City, Tenn.

CHARLOTTE	1-1	
Feb. 18, 1997	L 67-69 ^{OT}	Charlotte, N.C.
Feb. 5, 1998	W 74-50	Tuscaloosa, Ala.

CHATTANOOGA	6-5	
Nov. 19, 1981	L 79-85	Chattanooga, Tenn.
Dec. 19, 1981	W 89-59	Birmingham, Ala.
Dec. 17, 1982	L 51-63	Tuscaloosa, Ala.
Jan. 3, 1985	W 92-64	Chattanooga, Tenn.
Dec. 31, 1986	W 81-69	Chattanooga, Tenn.
Nov. 24, 1989	W 86-59	Atlanta, Ga.
March 16, 2000	L 68-70	Chattanooga, Tenn.
Nov. 29, 2006	W 68-56	Tuscaloosa, Ala.
Dec. 15, 2007	L 34-62	Chattanooga, Tenn.
Dec. 8, 2012	L 58-72	Tuscaloosa, Ala.
Nov. 8, 2013	W 82-70	Chattanooga, Tenn.

CINCINNATI	2-0	
Dec. 6, 1991	W 100-80	Murfreesboro, Tenn.
Dec. 28, 2012	W 58-47	Honolulu, Hawai'i

CLEMSON	2-2	
Jan. 10, 1981	L 72-79	Tuscaloosa, Ala.
Feb. 1, 1986	W 88-69	Tuscaloosa, Ala.
Dec. 30, 1986	W 85-79	Clemson, S.C.
Dec. 19, 1992	L 68-79	Tuscaloosa, Ala.

COLORADO STATE	1-0	
Dec. 2, 1994	W 74-62	Irvine, Calif.

COLUMBIA	1-0	
Nov. 26, 2005	W 81-66	Seattle, Wash.

CONNECTICUT	0-2	
March 23, 1995	L 56-87	Storrs, Conn.
Dec. 8, 1995	L 67-81	Richmond, Va.

COPPIN STATE	2-0	
Dec. 3, 1993	W 98-31	Tuscaloosa, Ala.
Dec. 29, 2013	W 82-60	Charlottesville, Va.

CREIGHTON	1-0	
Dec. 20, 2000	W 66-56	Nassau, Bahamas

DELAWARE	0-1	
Dec. 29, 2004	L 59-67	Bethlehem, Pa.

DELAWARE STATE	1-0	
Dec. 7, 1990	W 96-44	Radford, Va.

DELTA STATE	3-2	
March 11, 1977	L 47-81	Cleveland, Miss.
March 9, 1978	L 61-74	Tallahassee, Fla.
Jan. 9, 1984	W 84-66	Cleveland, Miss.
Feb. 4, 1984	W 94-66	Tuscaloosa, Ala.
Dec. 4, 1993	W 91-71	Ruston, La.

DePAUL	3-1	
Jan. 14, 1983	W 82-66	Chicago, Ill.
Dec. 9, 1983	W 81-53	Tuscaloosa, Ala.
Nov. 30, 1991	L 86-91	Chicago, Ill.
Nov. 28, 1998	W 87-67	Chicago, Ill.

DRAKE	1-0	
Nov. 27, 1999	W 87-77	Cancun, Mexico

DUKE	1-2	
March 18, 1995	W 121-120 ^{40T}	Tuscaloosa, Ala.
Nov. 17, 2013	L 57-92	Durham, N.C.
Nov. 16, 2014	L 40-90	Tuscaloosa, Ala.

EAST CAROLINA	1-2	
Dec. 29, 1993	W 107-53	Orlando, Fla.
Dec. 8, 2002	L 72-81	Greenville, N.C.
Jan. 2, 2006	L 55-61	Tuscaloosa, Ala.

EAST TENNESSEE STATE	3-1	
Dec. 8, 1993	W 86-65	Johnson City, Tenn.
Jan. 3, 1995	W 102-64	Tuscaloosa, Ala.
Dec. 2, 1996	W 95-64	Johnson City, Tenn.
Jan. 2, 2008	L 62-73	Tuscaloosa, Ala.

EASTERN KENTUCKY	1-0	
March 17, 2002	W 99-77	Richmond, Ky.

EASTERN MICHIGAN	0-1	
Nov. 23, 2007	L 43-52	Freeport, Bahamas

EASTERN WASHINGTON	1-0	
Nov. 26, 1993	W 82-62	Des Moines, Iowa

EDINBORO	0-1	
Jan. 5, 1980	L 72-74	Miami, Fla.

ELON	1-0	
Dec. 18, 1998	W 74-49	Las Cruces, N.M.

FAULKNER	1-0	
Nov. 9, 2015	W 93-34	Tuscaloosa, Ala.

FLAGLER	0-1	
March 7, 1975	L 65-66	Athens, Ala.

FLORIDA	29-27	
March 11, 1976	L 56-64	Cleveland, Miss.
Jan. 5, 1977	W 78-72	Gainesville, Fla.
Jan. 17, 1977	W 92-74	Tuscaloosa, Ala.
Jan. 30, 1978	W 70-56	Gainesville, Fla.
Feb. 13, 1978	W 73-56	Tuscaloosa, Ala.
March 4, 1978	L 71-80	Starkville, Miss.

RECORDS & HISTORY

ALL-TIME SERIES RESULTS

Jan. 22, 1979	L	80-88	Gainesville, Fla.
Jan. 19, 1980	W	85-66	Pensacola, Fla.
Dec. 15, 1980	W	89-66	Tuscaloosa, Ala.
Jan. 29, 1981	W	67-54	Baton Rouge, La.
Feb. 14, 1981	W	95-63	Gainesville, Fla.
Jan. 16, 1982	W	59-58	Pensacola, Fla.
Feb. 12, 1983	W	83-56	Pensacola, Fla.
March 3, 1983	W	69-53	Knoxville, Tenn.
Jan. 26, 1986	W	83-62	Tuscaloosa, Ala.
Feb. 28, 1986	W	71-57	Athens, Ga.
Feb. 28, 1987	W	87-65	Tuscaloosa, Ala.
Feb. 3, 1988	W	75-53	Gainesville, Fla.
Jan. 14, 1989	L	75-76	Gainesville, Fla.
Jan. 24, 1990	W	84-71	Tuscaloosa, Ala.
Feb. 9, 1991	L	90-93 ^{OT}	Gainesville, Fla.
March 1, 1991	W	95-75	Albany, Ga.
Jan. 4, 1992	L	101-103 ^{2OT}	Tuscaloosa, Ala.
Jan. 2, 1993	L	75-81	Gainesville, Fla.
March 6, 1993	W	88-73	Chattanooga, Tenn.
Jan. 16, 1994	L	75-80	Tuscaloosa, Ala.
Jan. 15, 1995	L	88-97	Gainesville, Fla.
Feb. 17, 1996	W	73-54	Tuscaloosa, Ala.
Feb. 16, 1997	W	86-81	Gainesville, Fla.
March 2, 1997	L	72-83	Chattanooga, Tenn.
Dec. 21, 1997	L	62-70	Gainesville, Fla.
Feb. 14, 1998	W	73-51	Tuscaloosa, Ala.
Feb. 28, 1998	W	74-61	Columbus, Ga.
Dec. 10, 1998	L	71-77	Tuscaloosa, Ala.
Feb. 15, 1999	W	75-73	Gainesville, Fla.
Feb. 27, 2000	L	60-84	Gainesville, Fla.
Feb. 25, 2001	L	62-74	Tuscaloosa, Ala.
Jan. 13, 2002	L	77-83	Gainesville, Fla.
Feb. 16, 2003	W	69-65	Tuscaloosa, Ala.
Jan. 29, 2004	L	69-76	Gainesville, Fla.
Feb. 6, 2005	W	77-66	Tuscaloosa, Ala.
March 3, 2005	W	62-58	Greenville, S.C.
Jan. 5, 2006	L	44-59	Gainesville, Fla.
Feb. 18, 2007	L	64-66	Tuscaloosa, Ala.
Jan. 13, 2008	L	65-80	Gainesville, Fla.
Feb. 5, 2009	L	71-92	Tuscaloosa, Ala.
Jan. 21, 2010	W	82-58	Tuscaloosa, Ala.
Feb. 28, 2010	W	66-61	Gainesville, Fla.
Jan. 27, 2011	L	64-70	Gainesville, Fla.
Feb. 13, 2011	W	64-59	Tuscaloosa, Ala.
Jan. 19, 2012	L	37-61	Gainesville, Fla.
Feb. 2, 2013	L	54-87	Gainesville, Fla.
Feb. 24, 2013	L	61-67	Tuscaloosa, Ala.
Jan. 30, 2014	L	75-67	Gainesville, Fla.
Feb. 26, 2015	L	49-53	Tuscaloosa, Ala.
Jan. 21, 2016	L	72-80	Gainesville, Fla.

FLORIDA A&M 3-1

Nov. 28, 1986	W	81-60	Atlanta, Ga.
Dec. 17, 2008	W	70-68 ^{OT}	Tuscaloosa, Ala.
Dec. 16, 2009	L	52-61	Tallahassee, Fla.
Nov. 14, 2014	W	60-44	Tuscaloosa, Ala.

FLORIDA INTERNATIONAL 1-1

Dec. 21, 2003	L	55-61	Miami, Fla.
Jan. 3, 2005	W	60-54	Tuscaloosa, Ala.

FLORIDA STATE 5-5

Jan. 12, 1980	W	88-61	Tuscaloosa, Ala.
Nov. 28, 1980	L	76-77	Orlando, Fla.
Dec. 6, 1982	L	64-73	Tuscaloosa, Ala.
Feb. 16, 1982	W	64-61	Tallahassee, Fla.
Feb. 1, 1988	W	70-64	Tallahassee, Fla.

Jan. 30, 1989	W	70-68	Tuscaloosa, Ala.
Dec. 6, 1989	L	76-81	Tuscaloosa, Ala.
Jan. 16, 1991	L	65-88	Tallahassee, Fla.
Dec. 31, 1993	W	87-33	Orlando, Fla.
Nov. 26, 2010	L	61-68	Freeport, Bahamas

FREED-HARDEMAN 1-0

Feb. 6, 1981	W	95-51	Tuscaloosa, Ala.
--------------	---	-------	------------------

FURMAN 1-0

Nov. 14, 1997	W	91-41	Tuscaloosa, Ala.
---------------	---	-------	------------------

GEORGETOWN 2-0

Nov. 22, 2014	W	72-58	Lawrence, Kan.
Dec. 12, 2015	W	78-66	Tuscaloosa, Ala.

GEORGIA 11-37

Jan. 24, 1977	W	77-62	Athens, Ga.
Feb. 3, 1979	W	81-65	Tuscaloosa, Ala.
Jan. 9, 1981	W	72-61	Clemson, S.C.
Jan. 31, 1981	W	80-66	Baton Rouge, La.
March 5, 1984	L	65-74	Athens, Ga.
Feb. 5, 1986	L	69-73	Tuscaloosa, Ala.
March 1, 1986	L	71-88	Athens, Ga.
Nov. 30, 1986	L	59-78	Atlanta, Ga.
Feb. 1, 1987	L	55-77	Athens, Ga.
Jan. 7, 1988	L	67-84	Tuscaloosa, Ala.
Feb. 11, 1989	L	55-56	Athens, Ga.
Jan. 9, 1990	L	65-70	Tuscaloosa, Ala.
Feb. 20, 1991	L	47-83	Athens, Ga.
March 2, 1991	L	69-78	Albany, Ga.
Feb. 29, 1992	W	105-81	Tuscaloosa, Ala.
Feb. 28, 1993	W	67-50	Athens, Ga.
March 7, 1993	L	72-76	Chattanooga, Tenn.
Jan. 5, 1994	W	70-57	Tuscaloosa, Ala.
Jan. 18, 1995	L	67-91	Athens, Ga.
Dec. 18, 1996	L	83-89	Tuscaloosa, Ala.
Jan. 15, 1997	W	68-64	Athens, Ga.
Feb. 8, 1998	W	90-77	Tuscaloosa, Ala.
Jan. 3, 1999	L	70-85	Athens, Ga.
Jan. 9, 2000	L	62-71	Tuscaloosa, Ala.
Feb. 24, 2000	L	37-72	Athens, Ga.
Jan. 7, 2001	L	41-96	Athens, Ga.
Feb. 22, 2001	L	48-71	Tuscaloosa, Ala.
Feb. 21, 2002	L	62-73	Athens, Ga.
Feb. 28, 2002	L	60-64	Nashville, Tenn.
Jan. 23, 2003	L	47-77	Tuscaloosa, Ala.
Feb. 1, 2004	L	68-71	Athens, Ga.
Feb. 3, 2005	L	63-72	Tuscaloosa, Ala.
Feb. 5, 2006	L	59-84	Athens, Ga.
Feb. 8, 2007	L	51-92	Tuscaloosa, Ala.
Jan. 20, 2008	L	53-71	Athens, Ga.
March 6, 2008	L	62-71	Nashville, Tenn.
Jan. 25, 2009	L	61-63	Tuscaloosa, Ala.
Jan. 3, 2010	L	44-52	Tuscaloosa, Ala.
Feb. 14, 2010	L	47-76	Athens, Ga.
March 4, 2010	L	66-73	Duluth, Ga.
Jan. 20, 2011	L	51-60	Tuscaloosa, Ala.
Feb. 6, 2011	L	54-81	Athens, Ga.
Feb. 5, 2012	L	66-81	Tuscaloosa, Ala.
Jan. 10, 2013	L	83-95	Tuscaloosa, Ala.
Jan. 31, 2013	L	59-65	Athens, Ga.
Jan. 26, 2014	W	69-66	Tuscaloosa, Ala.
Jan. 4, 2015	L	47-64	Athens, Ga.
Jan. 17, 2016	W	64-50	Tuscaloosa, Ala.

GEORGIA SOUTHERN 7-1

Jan. 31, 1975	L	66-73	Tuscaloosa, Ala.
Jan. 11, 1989	W	73-54	Tuscaloosa, Ala.
March 17, 1993	W	102-70	Tuscaloosa, Ala.
Feb. 18, 1998	W	87-48	Statesboro, Ga.
Nov. 15, 1998	W	72-40	Tuscaloosa, Ala.
Dec. 22, 2005	W	76-71	Tuscaloosa, Ala.
Nov. 19, 2010	W	65-55	Statesboro, Ga.
Nov. 21, 2011	W	67-34	Tuscaloosa, Ala.

GEORGIA STATE 9-1

Dec. 19, 1977	W	68-58	Atlanta, Ga.
Feb. 14, 1979	L	84-92	Tuscaloosa, Ala.
Dec. 5, 1981	W	71-54	Tuscaloosa, Ala.
Jan. 4, 1982	W	75-68	Atlanta, Ga.
Dec. 4, 1982	W	94-67	Atlanta, Ga.
Jan. 7, 1984	W	95-83	Tuscaloosa, Ala.
Feb. 1, 1985	W	100-67	Tuscaloosa, Ala.
Nov. 25, 1989	W	102-70	Atlanta, Ga.
Dec. 21, 1990	W	62-21	Tuscaloosa, Ala.
Nov. 24, 2015	W	72-56	Tuscaloosa, Ala.

GEORGIA TECH 3-1

Nov. 23, 1982	W	63-56	Tuscaloosa, Ala.
Nov. 30, 1983	W	79-47	Tuscaloosa, Ala.
Dec. 29, 1992	W	103-101 ^{OT}	Atlanta, Ga.
Dec. 18, 2015	L	58-70	Atlanta, Ga.

GRAMBLING STATE 6-0

Dec. 18, 1992	W	117-51	Tuscaloosa, Ala.
Dec. 4, 1993	W	81-50	Tuscaloosa, Ala.
Nov. 26, 1994	W	90-70	Tuscaloosa, Ala.
Dec. 27, 1996	W	70-67	Tuscaloosa, Ala.
March 12, 1999	W	80-68	Chapel Hill, N.C.
Dec. 20, 2015	W	72-57	Tuscaloosa, Ala.

HAMPTON 2-0

Dec. 20, 2007	W	63-60 ^{OT}	Tuscaloosa, Ala.
Nov. 22, 2008	W	69-60	Hampton, Va.

HAWAII 1-0

Dec. 30, 2012	W	44-43	Honolulu, Hawai'i
---------------	---	-------	-------------------

HOUSTON 3-3

Dec. 2, 1989	L	51-71	Murfreesboro, Tenn.
Dec. 20, 1991	W	93-80	Tuscaloosa, Ala.
Jan. 4, 2003	L	62-68	Houston, Texas
Jan. 3, 2004	L	70-76	Tuscaloosa, Ala.
Nov. 13, 2012	W	83-74	Houston, Texas
Dec. 8, 2013	W	51-44	Tuscaloosa, Ala.

IDAHO STATE 1-0

Dec. 12, 1981	W	93-55	Columbia, Mo.
---------------	---	-------	---------------

ILLINOIS 2-1

Jan. 7, 1994	W	79-68	Champaign, Ill.
Jan. 10, 1995	W	84-47	Tuscaloosa, Ala.
Nov. 29, 2009	L	55-64	San Luis Obispo, Calif.

ILLINOIS-CHICAGO 3-0

Dec. 18, 1986	W	102-58	Tuscaloosa, Ala.
Nov. 25, 2000	W	73-43	Chicago, Ill.
Dec. 16, 2002	W	80-72	Tuscaloosa, Ala.

INDIANA 1-0

Nov. 30, 1997	W	77-70	Honolulu, Hawai'i
---------------	---	-------	-------------------

ALL-TIME SERIES RESULTS

INDIANA STATE **0-1**

March 24, 1977 L 75-84 Amarillo, Texas

IOWA **1-0**

March 20, 1994 W 84-78 Tuscaloosa, Ala.

IOWA STATE **1-1**

Nov. 27, 1993 W 99-57 Des Moines, Iowa

Nov. 29, 1998 L 58-61 Honolulu, Hawai'i

JACKSON STATE **7-0**

Nov. 28, 1985 W 79-50 Tuscaloosa, Ala.

Dec. 18, 1985 W 80-68 Jackson, Miss.

Dec. 19, 1991 W 86-60 Tuscaloosa, Ala.

Dec. 9, 1995 W 92-62 Las Cruces, N.M.

Dec. 6, 1996 W 62-37 Tuscaloosa, Ala.

Jan. 27, 1997 W 78-44 Tuscaloosa, Ala.

Nov. 17, 2009 W 79-39 Tuscaloosa, Ala.

JACKSONVILLE STATE **8-1**

Jan. 23, 1978 W 78-56 Tuscaloosa, Ala.

Feb. 8, 1990 W 69-63 Tuscaloosa, Ala.

Nov. 27, 1990 W 89-79 Tuscaloosa, Ala.

Dec. 18, 2001 W 72-53 Jacksonville, Ala.

Dec. 2, 2003 W 81-52 Tuscaloosa, Ala.

Dec. 22, 2007 W 63-54 Tuscaloosa, Ala.

Nov. 11, 2012 W 80-43 Tuscaloosa, Ala.

Dec. 17, 2013 W 75-62 Tuscaloosa, Ala.

Nov. 18, 2014 L 62-64 Tuscaloosa, Ala.

JUDSON **6-2**

Dec. 6, 1974 W 77-53 Athens, Ala.

Jan. 16, 1975 W 71-63 Tuscaloosa, Ala.

Jan. 30, 1975 L 57-63 Marion, Ala.

Feb. 22, 1975 L 29-61 Auburn, Ala.

Jan. 19, 1975 W 73-63 Tuscaloosa, Ala.

Feb. 16, 1976 W 84-73 Marion, Ala.

Feb. 19, 1977 W 95-43 Tuscaloosa, Ala.

Feb. 20, 1978 W 87-47 Marion, Ala.

KANSAS **2-1**

Dec. 12, 2010 L 57-79 Lawrence, Kan.

Dec. 4, 2011 W 80-76 Tuscaloosa, Ala.

Nov. 21, 2014 W 85-80 Lawrence, Kan.

KANSAS STATE **1-1**

Nov. 26, 1999 W 63-60 Cancun, Mexico

Dec. 18, 2004 L 52-71 Springfield, Mo.

KENTUCKY **17-26**

Jan. 20, 1978 W 66-62 Lexington, Ky.

Jan. 13, 1979 W 83-70 Tuscaloosa, Ala.

Feb. 8, 1980 L 69-77 Knoxville, Tenn.

Feb. 26, 1982 L 76-82 Lexington, Ky.

Jan. 18, 1983 L 77-104 Tuscaloosa, Ala.

Dec. 20, 1983 W 78-49 Lexington, Ky.

Feb. 12, 1986 W 76-75 Tuscaloosa, Ala.

Feb. 7, 1987 L 80-89 Lexington, Ky.

Jan. 13, 1988 W 74-54 Tuscaloosa, Ala.

Feb. 17, 1989 L 84-89 Lexington, Ky.

Feb. 17, 1990 L 58-74 Tuscaloosa, Ala.

Jan. 24, 1991 W 72-65 Lexington, Ky.

Feb. 1, 1992 W 78-72 Tuscaloosa, Ala.

March 6, 1992 L 87-95 Albany, Ga.

Jan. 31, 1993 L 73-77 Lexington, Ky.

Feb. 13, 1994 W 96-82 Tuscaloosa, Ala.

Feb. 18, 1995 W 68-62 Lexington, Ky.

Jan. 20, 1996 W 66-51 Tuscaloosa, Ala.

Jan. 22, 1997 W 78-62 Cincinnati, Ohio

Jan. 24, 1998 W 62-56 Tuscaloosa, Ala.

Jan. 24, 1999 L 72-76 Lexington, Ky.

Jan. 27, 2000 W 68-67 Tuscaloosa, Ala.

March 2, 2000 L 63-67 Chattanooga, Tenn.

Jan. 25, 2001 L 64-71 Lexington, Ky.

Jan. 6, 2002 L 62-63 Tuscaloosa, Ala.

Jan. 27, 2002 W 61-58 Lexington, Ky.

Jan. 12, 2003 L 55-59 Lexington, Ky.

Feb. 23, 2003 L 71-73^{20T} Tuscaloosa, Ala.

Feb. 22, 2004 L 59-62 Lexington, Ky.

Jan. 9, 2005 W 69-39 Tuscaloosa, Ala.

Feb. 26, 2006 L 60-80 Lexington, Ky.

Jan. 11, 2007 L 62-63 Tuscaloosa, Ala.

Feb. 17, 2008 L 44-64 Lexington, Ky.

Jan. 15, 2009 L 57-67 Tuscaloosa, Ala.

Jan. 17, 2010 L 63-88 Lexington, Ky.

Jan. 30, 2011 L 69-82 Tuscaloosa, Ala.

Jan. 29, 2012 L 68-82 Lexington, Ky.

Feb. 16, 2012 W 77-75 Tuscaloosa, Ala.

Jan. 6, 2013 L 70-87 Tuscaloosa, Ala.

Jan. 2, 2014 L 63-85 Tuscaloosa, Ala.

Jan. 23, 2014 W 57-55 Lexington, Ky.

Jan. 2, 2015 L 66-78 Tuscaloosa, Ala.

Jan. 7, 2016 L 48-73 Lexington, Ky.

LAMAR **2-1**

Nov. 29, 1989 W 71-64 Beaumont, Texas

Dec. 20, 1990 L 62-72 Tuscaloosa, Ala.

Dec. 9, 1994 W 102-50 Arlington, Texas

LAMBUTH **1-0**

Feb. 13, 1976 W 80-49 Jackson, Tenn.

LIBERTY **1-0**

Dec. 7, 2002 W 67-64 Greenville, N.C.

LIPSCOMB **2-0**

Jan. 24, 1986 W 78-50 Nashville, Tenn.

Dec. 28, 2015 W 68-49 Tuscaloosa, Ala.

LIVINGSTON **4-0**

Dec. 3, 1981 W 72-63 Tuscaloosa, Ala.

Feb. 16, 1982 W 69-66 Livingston, Ala.

Dec. 3, 1986 W 81-70 Tuscaloosa, Ala.

Dec. 8, 1987 W 88-72 Livingston, Ala.

LONG BEACH STATE **1-0**

Nov. 29, 2003 W 84-66 Fort Collins, Colo.

LIU BROOKLYN **1-0**

Dec. 29, 2012 W 80-58 Honolulu, Hawai'i

LOUISIANA-MONROE **1-0**

Nov. 29, 1991 W 118-86 Chicago, Ill.

LSU **18-38**

Jan. 8, 1977 L 80-81 Tuscaloosa, Ala.

Feb. 5, 1997 L 75-99 Baton Rouge, La.

Jan. 4, 1978 L 60-84 Tuscaloosa, Ala.

Nov. 18, 1978 L 57-105 Baton Rouge, La.

Feb. 16, 1980 W 79-58 Tuscaloosa, Ala.

Jan. 3, 1981 L 68-80 Baton Rouge, La.

Feb. 13, 1982 W 80-78 Tuscaloosa, Ala.

Feb. 20, 1982 L 64-76 Baton Rouge, La.

Jan. 22, 1983 L 73-77 Tuscaloosa, Ala.

Feb. 19, 1983 L 56-72 Baton Rouge, La.

Jan. 21, 1984 L 61-73 Baton Rouge, La.

Feb. 17, 1984 L 74-78 Tuscaloosa, Ala.

Jan. 19, 1985 L 76-83^{20T} Tuscaloosa, Ala.

Feb. 6, 1985 L 76-87 Baton Rouge, La.

Feb. 8, 1986 L 82-83 Tuscaloosa, Ala.

Feb. 15, 1987 L 66-81 Baton Rouge, La.

Jan. 20, 1988 W 81-79^{OT} Tuscaloosa, Ala.

Jan. 21, 1989 L 71-74 Baton Rouge, La.

Jan. 21, 1990 W 67-66 Tuscaloosa, Ala.

Feb. 16, 1991 L 66-78 Baton Rouge, La.

Jan. 18, 1992 W 80-72 Tuscaloosa, Ala.

Jan. 16, 1993 W 74-69 Baton Rouge, La.

March 5, 1993 W 106-86 Chattanooga, Tenn.

Jan. 30, 1994 W 91-74 Tuscaloosa, Ala.

Jan. 31, 1995 W 90-60 Baton Rouge, La.

Feb. 3, 1996 W 86-60 Tuscaloosa, Ala.

March 3, 1996 W 86-70 Chattanooga, Tenn.

Feb. 1, 1997 L 74-84 Baton Rouge, La.

Jan. 29, 1998 W 67-54 Baton Rouge, La.

Feb. 3, 1998 W 73-51 Tuscaloosa, Ala.

Jan. 28, 1999 W 71-66 Tuscaloosa, Ala.

Feb. 3, 1999 L 50-75 Baton Rouge, La.

Feb. 10, 2000 W 72-68 Tuscaloosa, Ala.

Feb. 8, 2001 L 58-74 Baton Rouge, La.

Feb. 24, 2002 W 82-73 Tuscaloosa, Ala.

Feb. 13, 2003 L 43-85 Baton Rouge, La.

Feb. 5, 2004 L 68-103 Tuscaloosa, Ala.

Jan. 16, 2005 L 51-76 Baton Rouge, La.

March 4, 2005 L 59-60 Greenville, S.C.

Jan. 19, 2006 L 43-79 Baton Rouge, La.

Feb. 23, 2006 L 61-86 Tuscaloosa, Ala.

Jan. 21, 2007 L 45-61 Tuscaloosa, Ala.

Feb. 25, 2007 L 27-70 Baton Rouge, La.

Feb. 7, 2008 L 53-89 Tuscaloosa, Ala.

Jan. 11, 2009 L 34-55 Baton Rouge, La.

Jan. 31, 2010 L 41-78 Tuscaloosa, Ala.

Jan. 9, 2011 L 43-72 Baton Rouge, La.

March 3, 2011 L 36-60 Nashville, Tenn.

Jan. 8, 2012 L 40-84 Baton Rouge, La.

Feb. 12, 2012 L 46-51 Tuscaloosa, Ala.

Feb. 28, 2013 L 42-76 Baton Rouge, La.

March 2, 2014 W 78-60 Tuscaloosa, Ala.

March 6, 2014 L 65-78 Duluth, Ga.

Feb. 8, 2015 L 39-51 Baton Rouge, La.

Jan. 3, 2016 W 62-45 Tuscaloosa, Ala.

March 2, 2016 L 49-58 Jacksonville, Fla.

LOUISIANA TECH **2-11**

Dec. 9, 1982 L 55-83 Ruston, La.

Feb. 9, 1985 L 51-76 Ruston, La.

Feb. 22, 1986 L 77-82 Tuscaloosa, Ala.

Jan. 29, 1990 L 49-66 Tuscaloosa, Ala.

Jan. 3, 1991 L 57-63 Ruston, La.

Dec. 5, 1993 L 72-93 Ruston, La.

Dec. 11, 1993 W 99-77 Tuscaloosa, Ala.

April 2, 1994 L 66-69 Richmond, Va.

Feb. 11, 1995 L 56-72 Ruston, La.

March 21, 1998 L 57-71 Lubbock, Texas

Dec. 16, 2006 L 57-66 Ruston, La.

Dec. 5, 2007 L 61-62 Tuscaloosa, Ala.

Nov. 26, 2011 W 67-59 St. Thomas, U.S.V.I.

LOUISVILLE **3-1**

Dec. 18, 1983 W 71-55 Louisville, Ky.

Jan. 21, 1985 W 74-63 Tuscaloosa, Ala.

Nov. 23, 2001 W 90-89 Malibu, Calif.

Nov. 28, 2008 L 56-73 Reno, Nev.

RECORDS & HISTORY

ALL-TIME SERIES RESULTS

LOYOLA-CHICAGO 2-0

Dec. 2, 1991	W	83-74	Chicago, Ill.
Feb. 3, 1993	W	107-64	Tuscaloosa, Ala.

LYNN 1-0

Dec. 7, 1996	W	85-44	Tuscaloosa, Ala.
--------------	---	-------	------------------

MAINE 1-1

Jan. 5, 1995	L	73-75	Orono, Maine
Nov. 25, 1995	W	79-43	Tuscaloosa, Ala.

MARQUETTE 1-0

Dec. 8, 1985	W	66-40	Milwaukee, Wis.
--------------	---	-------	-----------------

MARSHALL 1-0

Nov. 28, 1997	W	91-62	Honolulu, Hawaii
---------------	---	-------	------------------

MARYLAND 1-0

Dec. 22, 2001	W	71-56	Cancun, Mexico
---------------	---	-------	----------------

MASSACHUSETTS 2-0

Dec. 29, 2000	W	74-62	Jersey City, N.J.
Dec. 29, 2001	W	66-65	Villanova, Penn.

McNEESE STATE 3-0

Dec. 2, 1988	W	82-54	Hattiesburg, Miss.
Dec. 4, 2006	W	84-55	Tuscaloosa, Ala.
Nov. 23, 2010	W	69-53	Tuscaloosa, Ala.

MEMPHIS 6-6

Jan. 10, 1976	W	61-57	Tuscaloosa, Ala.
Feb. 14, 1976	L	62-94	Memphis, Tenn.
Jan. 7, 1977	L	73-78	Tuscaloosa, Ala.
Nov. 28, 1977	L	65-101	Memphis, Tenn.
Feb. 19, 1979	W	72-69	Tuscaloosa, Ala.
Dec. 11, 1981	L	56-69	Columbia, Mo.
Dec. 1, 1982	L	69-74	Memphis, Tenn.
Jan. 11, 1984	W	88-67	Tuscaloosa, Ala.
Dec. 29, 1999	L	57-77	Memphis, Tenn.
Dec. 6, 2000	W	65-55	Tuscaloosa, Ala.
March 15, 2001	W	77-67	Tuscaloosa, Ala.
March 17, 2011	W	80-69	Memphis, Tenn.

MERCER 2-1

Jan. 21, 1993	W	91-69	Macon, Ga.
Jan. 18, 1994	W	101-46	Tuscaloosa, Ala.
Dec. 14, 2014	L	39-46	Tuscaloosa, Ala.

MICHIGAN 2-0

Nov. 24, 2003	W	76-74 ^{OT}	Ann Arbor, Mich.
Nov. 19, 2004	W	81-79	Tuscaloosa, Ala.

MICHIGAN STATE 1-2

Nov. 20, 1999	L	72-73	East Lansing, Mich.
Dec. 10, 2000	W	54-53	Tuscaloosa, Ala.
March 19, 2002	L	61-79	East Lansing, Mich.

MIDDLE TENNESSEE 8-2

Dec. 3, 1977	W	75-69	Murfreesboro, Tenn.
Dec. 4, 1978	W	90-84	Tuscaloosa, Ala.
Feb. 8, 1988	W	97-58	Tuscaloosa, Ala.
Dec. 7, 1991	W	101-69	Murfreesboro, Tenn.
Dec. 19, 1994	W	99-70	Tuscaloosa, Ala.
Dec. 17, 1995	W	68-53	Murfreesboro, Tenn.
Jan. 8, 2004	L	61-65 ^{OT}	Murfreesboro, Tenn.
Nov. 22, 2004	W	80-66	Tuscaloosa, Ala.

Dec. 14, 2008	L	67-77	Murfreesboro, Tenn.
Nov. 27, 2015	W	64-46	Reno, Nev.

MIAMI (FLORIDA) 2-0

Jan. 4, 1980	W	73-61	Miami, Fla.
Dec. 29, 1996	W	75-43	Miami, Fla.

OLE MISS 22-34

Jan. 10, 1977	L	70-73	Tuscaloosa, Ala.
Feb. 7, 1977	L	55-76	Oxford, Miss.
Dec. 5, 1977	L	70-87	Tuscaloosa, Ala.
Feb. 15, 1978	L	46-53	Oxford, Miss.
March 3, 1978	L	71-73	Starkville, Miss.
Jan. 5, 1979	L	82-100	Starkville, Miss.
Feb. 2, 1980	L	70-72	Oxford, Miss.
Jan. 11, 1982	W	93-89 ^{20T}	Tuscaloosa, Ala.
Feb. 6, 1982	L	53-65	Oxford, Miss.
Jan. 24, 1983	L	68-76	Tuscaloosa, Ala.
Feb. 21, 1983	L	58-85	Oxford, Miss.
Jan. 23, 1984	L	52-60	Oxford, Miss.
Feb. 20, 1984	W	80-65	Tuscaloosa, Ala.
Jan. 12, 1985	L	60-76	Tuscaloosa, Ala.
Jan. 26, 1985	L	46-66	Oxford, Miss.
Jan. 29, 1986	L	69-76	Oxford, Miss.
Jan. 17, 1987	L	70-74	Tuscaloosa, Ala.
Feb. 24, 1988	W	87-86	Oxford, Miss.
March 4, 1988	L	66-76	Albany, Ga.
Jan. 7, 1989	L	58-73	Tuscaloosa, Ala.
Jan. 6, 1990	L	41-67	Oxford, Miss.
March 2, 1990	L	45-71	Albany, Ga.
Feb. 6, 1991	L	68-72	Tuscaloosa, Ala.
Feb. 15, 1992	L	59-62	Oxford, Miss.
Feb. 13, 1993	W	93-74	Tuscaloosa, Ala.
Feb. 26, 1994	W	76-64	Oxford, Miss.
March 4, 1994	W	86-84 ^{OT}	Chattanooga, Tenn.
Feb. 27, 1995	W	84-78	Tuscaloosa, Ala.
Jan. 7, 1996	L	55-65	Oxford, Miss.
Jan. 5, 1997	W	88-60	Tuscaloosa, Ala.
Jan. 14, 1998	W	82-62	Oxford, Miss.
Jan. 14, 1999	W	78-51	Tuscaloosa, Ala.
Jan. 20, 2000	W	69-67	Oxford, Miss.
Jan. 30, 2000	W	69-67	Tuscaloosa, Ala.
Jan. 18, 2001	L	57-65	Tuscaloosa, Ala.
Jan. 28, 2001	W	67-64	Oxford, Miss.
Feb. 17, 2002	W	86-69	Tuscaloosa, Ala.
Jan. 26, 2003	W	81-70	Oxford, Miss.
Jan. 15, 2004	W	67-62	Tuscaloosa, Ala.
March 4, 2004	L	56-73	Nashville, Tenn.
Feb. 13, 2005	L	54-68	Oxford, Miss.
Feb. 9, 2006	L	67-77	Tuscaloosa, Ala.
Feb. 11, 2007	L	43-84	Oxford, Miss.
March 1, 2007	L	49-78	Duluth, Ga.
Feb. 3, 2008	L	47-76	Oxford, Miss.
Feb. 24, 2008	L	54-70	Tuscaloosa, Ala.
Jan. 18, 2009	L	43-73	Oxford, Miss.
Feb. 19, 2009	W	67-59	Tuscaloosa, Ala.
Jan. 6, 2010	L	56-70	Oxford, Miss.
Feb. 20, 2011	W	61-52	Tuscaloosa, Ala.
Jan. 15, 2012	L	55-69	Tuscaloosa, Ala.
Feb. 9, 2012	W	52-47	Oxford, Miss.
Jan. 13, 2013	W	83-75	Oxford, Miss.
Jan. 12, 2014	W	93-79	Tuscaloosa, Ala.
Jan. 11, 2015	L	63-77	Oxford, Miss.
Feb. 4, 2016	W	48-37	Tuscaloosa, Ala.

MISSISSIPPI COLLEGE 5-3

March 7, 1975	L	58-103	Athens, Ga.
---------------	---	--------	-------------

Jan. 28, 1977	W	82-79	Tuscaloosa, Ala.
Feb. 4, 1977	L	90-97	Clinton, Miss.
March 4, 1981	L	72-76	Tuscaloosa, Ala.
Dec. 1, 1984	W	92-70	Tuscaloosa, Ala.
Jan. 28, 1985	W	96-71	Clinton, Miss.
Jan. 24, 1987	W	99-60	Tuscaloosa, Ala.
March 2, 1987	W	83-60	Clinton, Miss.

MISSISSIPPI STATE 36-19

Jan. 15, 1977	L	74-110	Starkville, Miss.
Feb. 12, 1977	W	88-66	Tuscaloosa, Ala.
Jan. 8, 1978	W	75-61	Tuscaloosa, Ala.
Feb. 4, 1978	W	60-56	Starkville, Miss.
Nov. 30, 1979	L	72-75	Ruston, La.
Jan. 14, 1981	L	69-75	Tuscaloosa, Ala.
Feb. 18, 1981	W	75-73 ^{20T}	Starkville, Miss.
Jan. 6, 1982	W	76-62	Starkville, Miss.
Feb. 3, 1982	W	87-65	Tuscaloosa, Ala.
Jan. 29, 1983	W	74-69	Starkville, Miss.
Feb. 26, 1983	W	69-58	Tuscaloosa, Ala.
Jan. 28, 1984	W	68-50	Tuscaloosa, Ala.
Feb. 25, 1984	W	69-61	Starkville, Miss.
Jan. 9, 1985	W	80-65	Starkville, Miss.
Jan. 24, 1985	W	87-61	Tuscaloosa, Ala.
Jan. 2, 1986	W	57-44	Starkville, Miss.
Feb. 4, 1987	W	77-54	Starkville, Miss.
March 4, 1987	W	88-76	Albany, Ga.
Feb. 13, 1988	W	77-73	Starkville, Miss.
Feb. 8, 1989	W	77-64	Tuscaloosa, Ala.
March 3, 1989	W	59-55	Albany, Ga.
Feb. 14, 1990	W	71-63	Starkville, Miss.
Jan. 23, 1991	W	69-57	Starkville, Miss.
Feb. 23, 1991	W	73-56	Tuscaloosa, Ala.
Feb. 8, 1992	W	69-66	Tuscaloosa, Ala.
Feb. 6, 1993	W	102-89	Starkville, Miss.
Feb. 19, 1994	W	68-55	Tuscaloosa, Ala.
Feb. 25, 1995	W	76-55	Starkville, Miss.
Jan. 13, 1996	W	97-64	Tuscaloosa, Ala.
Jan. 10, 1997	W	72-52	Starkville, Miss.
Jan. 18, 1998	W	85-69	Tuscaloosa, Ala.
Jan. 17, 1999	W	75-59	Starkville, Miss.
Jan. 23, 2000	L	65-85	Tuscaloosa, Ala.
Jan. 21, 2001	W	65-62	Starkville, Miss.
Feb. 7, 2002	W	92-86	Tuscaloosa, Ala.
Jan. 30, 2003	L	56-72	Starkville, Miss.
Jan. 25, 2004	L	57-65	Tuscaloosa, Ala.
Feb. 29, 2004	L	78-81 ^{OT}	Starkville, Miss.
Jan. 13, 2005	L	77-84	Starkville, Miss.
Jan. 30, 2005	W	72-61	Tuscaloosa, Ala.
Feb. 12, 2006	W	61-59	Starkville, Miss.
Feb. 22, 2007	L	70-89	Tuscaloosa, Ala.
Jan. 31, 2008	L	59-72	Starkville, Miss.
March 1, 2009	L	49-67	Tuscaloosa, Ala.
Feb. 4, 2010	L	44-77	Starkville, Miss.
Feb. 25, 2010	L	47-71	Tuscaloosa, Ala.
Feb. 3, 2011	W	66-61	Starkville, Miss.
Feb. 24, 2011	L	55-68	Tuscaloosa, Ala.
Jan. 12, 2012	L	61-66	Tuscaloosa, Ala.
Feb. 21, 2013	L	51-75	Starkville, Miss.
March 6, 2013	W	63-36	Duluth, Ga.
Feb. 20, 2014	W	72-64	Tuscaloosa, Ala.
Jan. 18, 2015	L	50-66	Starkville, Miss.
Feb. 22, 2015	L	55-57	Tuscaloosa, Ala.
Feb. 28, 2016	L	52-61	Starkville, Miss.

MISSISSIPPI VALLEY STATE 4-0

Jan. 8, 1992	W	92-61	Itta Bena, Miss.
--------------	---	-------	------------------

ALL-TIME SERIES RESULTS

Feb. 24, 1992	W	110-51	Tuscaloosa, Ala.
Dec. 28, 2104	W	71-40	Tuscaloosa, Ala.
Nov. 22, 2015	W	98-35	Tuscaloosa, Ala.

MISSISSIPPI UNIVERSITY FOR WOMEN 2-0

Feb. 14, 1980	W	76-71	Tuscaloosa, Ala.
Feb. 3, 1981	W	75-62	Columbus, Miss.

MISSOURI 3-4

Jan. 7, 1981	L	67-69	Tuscaloosa, Ala.
March 13, 2002	W	68-67	Columbia, Mo.
Nov. 24, 2006	L	70-78	Moraga, Calif.
March 3, 2013	L	64-88	Tuscaloosa, Ala.
Feb. 9, 2014	W	59-56	Columbia, Mo.
Feb. 12, 2015	W	67-64	Tuscaloosa, Ala.
Feb. 11, 2016	L	52-63	Columbia, Mo.

MISSOURI-KANSAS CITY 1-0

Dec. 20, 1999	W	84-69	Moraga, Calif.
---------------	---	-------	----------------

MISSOURI STATE 1-0

Dec. 30, 1985	W	86-53	Tuscaloosa, Ala.
---------------	---	-------	------------------

MONTEVALLO 5-0

Jan. 8, 1975	W	64-51	Montevallo, Ala.
Jan. 13, 1976	W	65-46	Montevallo, Ala.
Feb. 9, 1976	W	106-64	Tuscaloosa, Ala.
Dec. 11, 1977	W	77-31	Montevallo, Ala.
Dec. 19, 1987	W	86-62	Tuscaloosa, Ala.

MORGAN STATE 1-0

Dec. 8, 1990	W	77-42	Radford, Va.
--------------	---	-------	--------------

MOUNT ST. MARY'S 1-0

March 16, 1995	W	82-55	Tuscaloosa, Ala.
----------------	---	-------	------------------

NEBRASKA 1-2

Nov. 16, 1997	L	66-74	Lincoln, Neb.
Nov. 11, 2013	L	48-62	Lincoln, Neb.
Dec. 7, 2014	W	53-51	Tuscaloosa, Ala.

NEVADA 2-0

Jan. 3, 1987	W	67-66	Reno, Nev.
Nov. 26, 2005	W	76-46	St. Thomas, U.S.V.I.

NEW MEXICO STATE 1-1

Dec. 31, 1987	L	81-102	Las Cruces, N.M.
Nov. 27, 1998	W	77-31	Chicago, Ill.

NEW ORLEANS 2-1

Jan. 15, 1990	W	67-57	Tuscaloosa, Ala.
Dec. 17, 1990	L	55-67	New Orleans, La.
Dec. 21, 2014	W	87-58	Tuscaloosa, Ala.

NICHOLLS STATE 0-1

Nov. 12, 2011	L	51-72	Tuscaloosa, Ala.
---------------	---	-------	------------------

NORTH ALABAMA 5-0

Feb. 3, 1975	W	80-52	Florence, Ala.
Feb. 21, 1975	W	52-51	Auburn, Ala.
Jan. 30, 1976	W	72-43	Tuscaloosa, Ala.
Jan. 10, 1986	W	85-54	Florence, Ala.
Dec. 15, 1988	W	98-59	Tuscaloosa, Ala.

NORTH CAROLINA 3-6

Jan. 21, 1978	W	77-72	Lexington, Ky.
Jan. 3, 1983	L	66-77	Tuscaloosa, Ala.

Dec. 3, 1983	W	81-69	Chapel Hill, N.C.
--------------	---	-------	-------------------

Dec. 10, 1988	L	71-75	Huntington, W.Va.
---------------	---	-------	-------------------

March 21, 1993	L	73-74 ^{OT}	Chapel Hill, N.C.
----------------	---	---------------------	-------------------

Dec. 30, 1993	L	83-89	Orlando, Fla.
---------------	---	-------	---------------

Dec. 20, 1996	W	88-74	Myrtle Beach, S.C.
---------------	---	-------	--------------------

Dec. 20, 1998	L	75-90	Myrtle Beach, S.C.
---------------	---	-------	--------------------

March 14, 1999	L	56-70	Chapel Hill, N.C.
----------------	---	-------	-------------------

NC STATE 3-1

Dec. 4, 1983	W	80-72	Chapel Hill, N.C.
--------------	---	-------	-------------------

March 17, 1996	W	88-68	Tuscaloosa, Ala.
----------------	---	-------	------------------

Nov. 30, 1996	L	81-91	Puerto Rico
---------------	---	-------	-------------

Nov. 17, 2010	W	95-84	Tuscaloosa, Ala.
---------------	---	-------	------------------

NORTH DAKOTA STATE 1-1

Dec. 20, 2005	L	56-68	Fargo, N.D.
---------------	---	-------	-------------

Dec. 30, 2006	W	78-53	Tuscaloosa, Ala.
---------------	---	-------	------------------

NORTH FLORIDA 1-0

Dec. 14, 2015	W	69-47	Tuscaloosa, Ala.
---------------	---	-------	------------------

NORTH GEORGIA 0-1

Feb. 7, 1975	L	57-70	Troy, Ala.
--------------	---	-------	------------

NORTHERN IOWA 1-0

Nov. 29, 2008	W	56-76	Reno, Nev.
---------------	---	-------	------------

NORTH TEXAS 1-1

Dec. 7, 2011	L	63-69	Denton, Texas
--------------	---	-------	---------------

Nov. 19, 2012	W	88-83 ^{30T}	Tuscaloosa, Ala.
---------------	---	----------------------	------------------

NORTHWESTERN 1-1

Dec. 7, 1985	L	58-66	Evanston, Ill.
--------------	---	-------	----------------

March 20, 2011	W	72-70	Evanston, Ill.
----------------	---	-------	----------------

NORTHWESTERN STATE 7-0

Dec. 10, 1982	W	74-67	Ruston, La.
---------------	---	-------	-------------

Jan. 2, 1987	W	94-92	Reno, Nev.
--------------	---	-------	------------

Jan. 16, 1996	W	74-69	Natchitoches, La.
---------------	---	-------	-------------------

Jan. 20, 1998	W	74-68	Natchitoches, La.
---------------	---	-------	-------------------

Nov. 13, 1998	W	93-65	Tuscaloosa, Ala.
---------------	---	-------	------------------

Dec. 6, 2009	W	61-56	Tuscaloosa, Ala.
--------------	---	-------	------------------

Nov. 18, 2011	W	78-52	Tuscaloosa, Ala.
---------------	---	-------	------------------

NOTRE DAME 3-1

Jan. 16, 1983	W	71-56	Notre Dame, Ind.
---------------	---	-------	------------------

Feb. 13, 1985	W	67-62	Tuscaloosa, Ala.
---------------	---	-------	------------------

Dec. 3, 1994	W	105-87	Irvine, Calif.
--------------	---	--------	----------------

March 22, 1997	L	71-87	Columbia, S.C.
----------------	---	-------	----------------

OKLAHOMA 1-0

Dec. 28, 1995	W	71-62	Nassau, Bahamas
---------------	---	-------	-----------------

OKLAHOMA STATE 0-1

Dec. 21, 2000	L	54-58 ^{OT}	Nassau, Bahamas
---------------	---	---------------------	-----------------

OLD DOMINION 1-1

Dec. 5, 1998	W	79-68	Richmond, Va.
--------------	---	-------	---------------

Nov. 24, 2011	L	76-77	St. Thomas, U.S.V.I.
---------------	---	-------	----------------------

ORAL ROBERTS 4-0

Feb. 20, 1992	W	100-75	Tuscaloosa, Ala.
---------------	---	--------	------------------

Feb. 25, 1993	W	122-52	Tuscaloosa, Ala.
---------------	---	--------	------------------

Jan. 2, 1997	W	70-65	Tuscaloosa, Ala.
--------------	---	-------	------------------

Jan. 17, 1997	W	101-67	Tulsa, Okla.
---------------	---	--------	--------------

OREGON 1-1

Nov. 29, 1979	L	73-94	Ruston, La.
---------------	---	-------	-------------

Dec. 17, 1984	W	86-56	Portland, Ore.
---------------	---	-------	----------------

OREGON STATE 1-1

Dec. 18, 1984	L	57-59	Portland, Ore.
---------------	---	-------	----------------

March 13, 1994	W	96-86	Tuscaloosa, Ala.
----------------	---	-------	------------------

PENN STATE 2-1

March 26, 1994	W	96-82	Austin, Texas
----------------	---	-------	---------------

Dec. 19, 1996	W	68-47	Myrtle Beach, S.C.
---------------	---	-------	--------------------

Dec. 6, 1998	L	73-77	Richmond, Va.
--------------	---	-------	---------------

PENSACOLA JUNIOR COLLEGE 1-0

Feb. 7, 1975	W	57-48	Troy, Ala.
--------------	---	-------	------------

PEPPERDINE 0-1

Nov. 24, 2001	L	79-81	Malibu, Calif.
---------------	---	-------	----------------

PORTLAND 1-0

Dec. 16, 1984	W	90-72	Portland, Ore.
---------------	---	-------	----------------

PRESBYTERIAN 2-0

Dec. 21, 2009	W	71-38	Tuscaloosa, Ala.
---------------	---	-------	------------------

Dec. 19, 2011	W	65-47	Tuscaloosa, Ala.
---------------	---	-------	------------------

PROVIDENCE 2-1

Dec. 2, 2001	L	75-78	Providence, R.I.
--------------	---	-------	------------------

Dec. 3, 2002	W	72-56	Tuscaloosa, Ala.
--------------	---	-------	------------------

Nov. 27, 2010	W	82-80 ^{30T}	Freeport, Bahamas
---------------	---	----------------------	-------------------

PUERTO RICO-MAYAGUEZ 1-0

Nov. 29, 1996	W	88-32	Mayaguez, Puerto Rico
---------------	---	-------	-----------------------

QUEENS COLLEGE 1-0

Dec. 29, 1983	W	113-47	Flushing, N.Y.
---------------	---	--------	----------------

QUINNIPIAC 0-1

Nov. 30, 2014	L	66-73	Uncasville, Conn.
---------------	---	-------	-------------------

RICHMOND 1-0

Dec. 3, 1995	W	85-57	Richmond, Va.
--------------	---	-------	---------------

ST. FRANCIS 1-0

March 4, 1997	W	94-50	Miami, Fla.
---------------	---	-------	-------------

ST. JOHN'S 1-2

Dec. 28, 1983	L	73-75	Flushing, N.Y.
---------------	---	-------	----------------

Dec. 30, 1988	L	54-65	Jamaica, N.Y.
---------------	---	-------	---------------

Nov. 19, 1999	W	77-50	East Lansing, Mich.
---------------	---	-------	---------------------

ST. JOSEPH'S 3-1

Dec. 5, 1987	W	80-69	Charlottesville, Va.
--------------	---	-------	----------------------

Dec. 30, 1992	W	71-64	Philadelphia, Pa.
---------------	---	-------	-------------------

March 16, 1997	W	61-52	Tuscaloosa, Ala.
----------------	---	-------	------------------

Dec. 29, 1997	L	69-74 ^{OT}	Philadelphia, Pa.
---------------	---	---------------------	-------------------

ST. MARY'S 3-1

Nov. 23, 1983	W	85-47	Moraga, Calif.
---------------	---	-------	----------------

Dec. 21, 1999	W	61-59	Moraga, Calif.
---------------	---	-------	----------------

Dec. 9, 2007	W	66-56	Tuscaloosa, Ala.
--------------	---	-------	------------------

Nov. 29, 2013	L	76-86	Moraga, Calif.
---------------	---	-------	----------------

ST. PETER'S 3-0

Dec. 30, 1998	W	65-56	Jersey City, N.J.
---------------	---	-------	-------------------

Dec. 31, 2000	W	86-77 ^{OT}	Jersey City, N.J.
---------------	---	---------------------	-------------------

Dec. 30, 2002	W	62-57	Jersey City, N.J.
---------------	---	-------	-------------------

RECORDS & HISTORY

ALL-TIME SERIES RESULTS

SAM HOUSTON STATE 1-0

Dec. 7, 2008 W 90-50 Tuscaloosa, Ala.

SAMFORD 7-2

Dec. 2, 1997 W 104-43 Tuscaloosa, Ala.
 Nov. 19, 1998 W 96-52 Birmingham, Ala.
 Nov. 23, 1999 W 88-51 Tuscaloosa, Ala.
 Nov. 17, 2000 W 53-46 Birmingham, Ala.
 Nov. 16, 2001 W 96-44 Tuscaloosa, Ala.
 Nov. 22, 2002 W 68-46 Birmingham, Ala.
 Nov. 10, 2006 W 62-53 Tuscaloosa, Ala.
 Nov. 13, 2007 L 46-48 Birmingham, Ala.
 Nov. 18, 2008 L 55-61 Tuscaloosa, Ala.

SAN DIEGO STATE 0-1

Dec. 28, 1994 L 76-79 Jamaica, N.Y.

SAN FRANCISCO 1-0

Nov. 24, 1990 W 76-61 Las Vegas, Nev.

SANTA CLARA 2-0

Dec. 29, 2003 W 77-65 Santa Clara, Calif.
 Nov. 21, 2005 W 77-71 Tuscaloosa, Ala.

SAVANNAH STATE 2-0

March 10, 1977 W 65-64 Cleveland, Miss.
 Dec. 2, 2006 W 102-48 Tuscaloosa, Ala.

SETON HALL 1-0

Nov. 25, 2011 W 62-56^{OT} St. Thomas, U.S.V.I.

SOUTH ALABAMA 21-4

Jan. 20, 1975 W 70-40 Mobile, Ala.
 Feb. 11, 1975 W 79-58 Tuscaloosa, Ala.
 Feb. 14, 1977 W 77-44 Tuscaloosa, Ala.
 Feb. 21, 1977 W 90-58 Tuscaloosa, Ala.
 Jan. 16, 1978 W 76-50 Mobile, Ala.
 Feb. 6, 1978 W 91-50 Tuscaloosa, Ala.
 Feb. 24, 1978 W 96-61 Jacksonville, Ala.
 Nov. 20, 1978 W 66-46 Mobile, Ala.
 Jan. 25, 1979 W 97-78 Tuscaloosa, Ala.
 Jan. 28, 1980 L 56-72 Mobile, Ala.
 Feb. 22, 1980 L 54-64 Cleveland, Miss.
 Jan. 24, 1981 W 78-68 Tuscaloosa, Ala.
 Feb. 27, 1981 W 69-56 Troy, Ala.
 Dec. 7, 1981 W 79-48 Tuscaloosa, Ala.
 Jan. 15, 1982 W 70-56 Mobile, Ala.
 Jan. 12, 1983 W 81-56 Tuscaloosa, Ala.
 Feb. 3, 1983 W 80-63 Mobile, Ala.
 Jan. 18, 1993 W 94-65 Mobile, Ala.
 Jan. 26, 1994 W 92-54 Tuscaloosa, Ala.
 Dec. 1, 1998 W 96-55 Mobile, Ala.
 Nov. 30, 1999 W 82-54 Tuscaloosa, Ala.
 Nov. 28, 2000 W 53-46 Mobile, Ala.
 Dec. 9, 2001 W 63-61 Tuscaloosa, Ala.
 Dec. 18, 2002 L 57-79 Mobile, Ala.
 Dec. 30, 2005 L 48-56 Mobile, Ala.

SOUTH CAROLINA 15-22

Feb. 10, 1979 L 62-80 Columbia, S.C.
 Jan. 30, 1980 L 49-58 Tuscaloosa, Ala.
 Jan. 20, 1982 W 59-55 Tuscaloosa, Ala.
 March 16, 1988 L 63-77 Columbia, S.C.
 Jan. 11, 1992 W 80-74 Columbia, S.C.
 Jan. 9, 1993 W 87-67 Tuscaloosa, Ala.
 Jan. 22, 1994 W 94-77 Columbia, S.C.
 Jan. 22, 1995 W 85-62 Tuscaloosa, Ala.

Feb. 22, 1996 W 75-68^{OT} Columbia, S.C.
 Feb. 9, 1997 W 87-38 Tuscaloosa, Ala.
 Jan. 4, 1998 W 64-54 Columbia, S.C.
 Feb. 27, 1998 W 92-72 Columbus, Ga.
 Feb. 7, 1999 W 87-73 Tuscaloosa, Ala.
 Feb. 25, 1999 W 82-71 Chattanooga, Tenn.
 Feb. 17, 2000 W 69-67 Columbia, S.C.
 Jan. 14, 2001 L 67-82 Tuscaloosa, Ala.
 Feb. 14, 2002 L 54-69 Columbia, S.C.
 Feb. 9, 2003 L 34-48 Tuscaloosa, Ala.
 Jan. 11, 2004 W 74-71 Tuscaloosa, Ala.
 Feb. 12, 2004 L 51-77 Columbia, S.C.
 Jan. 20, 2005 W 75-62 Tuscaloosa, Ala.
 Feb. 20, 2005 L 57-66 Columbia, S.C.
 Jan. 22, 2006 L 47-68 Tuscaloosa, Ala.
 Jan. 14, 2007 L 35-95 Columbia, S.C.
 Jan. 10, 2008 W 65-54 Tuscaloosa, Ala.
 Feb. 15, 2009 L 57-68 Columbia, S.C.
 Jan. 10, 2010 L 68-80 Tuscaloosa, Ala.
 Jan. 23, 2011 L 48-59 Columbia, S.C.
 Jan. 1, 2012 L 42-68 Columbia, S.C.
 Feb. 19, 2012 L 55-69 Tuscaloosa, Ala.
 March 1, 2012 L 38-57 Nashville, Tenn.
 Feb. 7, 2013 L 53-65 Tuscaloosa, Ala.
 March 7, 2013 L 35-77 Duluth, Ga.
 Jan. 19, 2014 L 51-77 Columbia, S.C.
 Jan. 8, 2015 L 59-102 Tuscaloosa, Ala.
 Jan. 29, 2015 L 54-85 Columbia, S.C.
 Feb. 22, 2016 L 66-46 Tuscaloosa, Ala.

SOUTH DAKOTA STATE 0-3

Jan. 5, 2005 L 83-86 Tuscaloosa, Ala.
 Dec. 18, 2005 L 69-78 Brookings, S.D.
 Dec. 28, 2006 L 54-65 Tuscaloosa, Ala.

SOUTHEASTERN LOUISIANA 8-2

Jan. 4, 1981 L 65-66 Hammond, La.
 Jan. 2, 1990 L 61-62 Hammond, La.
 Feb. 26, 1991 W 77-57 Tuscaloosa, Ala.
 Dec. 10, 2005 W 59-54 Tuscaloosa, Ala.
 Nov. 19, 2006 W 60-57 Tuscaloosa, Ala.
 Jan. 5, 2008 W 61-51 Tuscaloosa, Ala.
 Jan. 3, 2009 W 59-48 Hammond, La.
 Nov. 24, 2010 W 68-55 Tuscaloosa, Ala.
 Dec. 2, 2011 W 69-56 Tuscaloosa, Ala.
 Nov. 25, 2012 W 97-62 Tuscaloosa, Ala.

SOUTHERN 3-0

Jan. 5, 1985 W 85-60 Tuscaloosa, Ala.
 Dec. 1, 1989 W 91-40 Houston, Texas
 Dec. 29, 2005 W 66-51 Mobile, Ala.

SOUTHERN METHODIST 1-0

Dec. 21, 2001 W 85-69 Cancun, Mexico

SOUTHERN MISS 3-3

Dec. 6, 1980 L 73-75 Hattiesburg, Miss.
 Feb. 11, 1982 L 60-71 Tuscaloosa, Ala.
 Dec. 20, 1987 W 88-76 Tuscaloosa, Ala.
 Dec. 3, 1988 L 79-84 Hattiesburg, Miss.
 Dec. 30, 2009 W 87-61 Tuscaloosa, Ala.
 Dec. 28, 2010 W 88-78 Hattiesburg, Miss.

STANFORD 0-2

March 23, 1996 L 76-78^{OT} Seattle, Wash.
 Nov. 17, 1997 L 65-74 Palo Alto, Calif.

STEPHEN F. AUSTIN 4-1

Feb. 8, 1985 W 78-57 Nacogdoches, Texas
 Jan. 4, 1986 W 88-36 Tuscaloosa, Ala.
 Dec. 6, 1986 W 75-68 Nacogdoches, Texas
 Dec. 17, 1997 L 87-89 Las Cruces, N.M.
 Nov. 30, 2002 W 69-56 San Antonio, Texas

STILLMAN 2-0

Dec. 3, 1975 W 61-30 Tuscaloosa, Ala.
 Jan. 12, 1976 W 80-55 Tuscaloosa, Ala.

TALLADEGA 4-6

Jan. 14, 1975 L 66-90 Tuscaloosa, Ala.
 Jan. 28, 1975 L 51-80 Talladega, Ala.
 Jan. 24, 1976 L 55-107 Talladega, Ala.
 Feb. 7, 1976 L 76-86 Tuscaloosa, Ala.
 March 1, 1976 L 77-105 Troy, Ala.
 Jan. 29, 1977 W 97-76 Tuscaloosa, Ala.
 Feb. 18, 1977 L 69-72 Talladega, Ala.
 Jan. 14, 1978 W 75-55 Tuscaloosa, Ala.
 Feb. 18, 1978 W 57-48 Talladega, Ala.
 Feb. 25, 1978 W 81-61 Jacksonville, Ala.

TEMPLE 1-0

Nov. 23, 2014 W 58-51 Lawrence, Kan.

TENNESSEE 3-49

Jan. 22, 1977 L 57-83 Knoxville, Tenn.
 Feb. 11, 1978 L 53-72 Tuscaloosa, Ala.
 Jan. 17, 1979 L 52-85 Knoxville, Tenn.
 Jan. 10, 1980 L 68-88 Tuscaloosa, Ala.
 Nov. 28, 1980 L 62-74 Orlando, Fla.
 Jan. 30, 1981 W 77-71 Baton Rouge, La.
 Feb. 8, 1981 L 54-68 Knoxville, Tenn.
 March 4, 1983 L 73-91 Knoxville, Tenn.
 March 3, 1984 W 85-66 Athens, Ga.
 March 23, 1984 L 58-65 Knoxville, Tenn.
 Jan. 18, 1986 L 71-89 Knoxville, Tenn.
 Feb. 26, 1987 L 77-108 Tuscaloosa, Ala.
 Jan. 23, 1988 L 70-97 Knoxville, Tenn.
 Feb. 26, 1989 L 65-81 Tuscaloosa, Ala.
 March 4, 1989 L 61-89 Albany, Ga.
 Feb. 24, 1990 L 65-80 Knoxville, Tenn.
 Jan. 9, 1991 L 61-86 Tuscaloosa, Ala.
 Jan. 26, 1992 L 72-82 Knoxville, Tenn.
 Jan. 23, 1993 L 74-86 Tuscaloosa, Ala.
 Feb. 5, 1994 L 69-85 Knoxville, Tenn.
 March 6, 1994 L 56-72 Chattanooga, Tenn.
 Feb. 7, 1995 L 44-95 Tuscaloosa, Ala.
 March 5, 1995 L 70-84 Chattanooga, Tenn.
 Jan. 28, 1996 L 69-81 Knoxville, Tenn.
 March 4, 1996 L 60-64 Chattanooga, Tenn.
 Jan. 26, 1997 L 60-63 Tuscaloosa, Ala.
 Feb. 1, 1998 L 68-73 Knoxville, Tenn.
 March 1, 1998 L 63-67 Columbus, Ga.
 Jan. 31, 1999 L 73-85 Tuscaloosa, Ala.
 Feb. 27, 1999 L 69-80 Chattanooga, Tenn.
 Feb. 6, 2000 L 47-65 Knoxville, Tenn.
 Feb. 4, 2001 L 75-97 Tuscaloosa, Ala.
 March 2, 2001 L 52-82 Memphis, Tenn.
 Jan. 20, 2002 L 57-82 Knoxville, Tenn.
 Jan. 16, 2003 L 45-88 Tuscaloosa, Ala.
 Jan. 18, 2004 L 51-72 Knoxville, Tenn.
 Feb. 27, 2005 L 81-94 Tuscaloosa, Ala.
 Jan. 29, 2006 L 54-89 Knoxville, Tenn.
 Feb. 19, 2006 L 65-82 Tuscaloosa, Ala.
 Jan. 3, 2007 L 36-72 Knoxville, Tenn.

ALL-TIME SERIES RESULTS

Jan. 28, 2007	L	51-80	Tuscaloosa, Ala.
Feb. 21, 2008	L	58-85	Tuscaloosa, Ala.
Feb. 12, 2009	L	61-80	Knoxville, Tenn.
March 5, 2009	L	49-68	North Little Rock, Ark.
Feb. 18, 2010	L	67-74	Tuscaloosa, Ala.
Jan. 6, 2011	L	45-110	Knoxville, Tenn.
Jan. 26, 2012	L	56-86	Tuscaloosa, Ala.
Jan. 20, 2013	L	69-96	Knoxville, Tenn.
Feb. 2, 2014	L	54-64	Tuscaloosa, Ala.
Fed. 19, 2015	L	56-77	Knoxville, Tenn.
Jan. 31, 2016	L	42-70	Knoxville, Tenn.
Feb. 28, 2016	W	54-46	Tuscaloosa, Ala.

TENNESSEE STATE 7-0

Nov. 19, 1984	W	91-46	Tuscaloosa, Ala.
Nov. 22, 1985	W	89-81	Nashville, Tenn.
Jan. 9, 1987	W	84-28	Tuscaloosa, Ala.
Nov. 27, 1987	W	103-56	Nashville, Tenn.
Nov. 29, 1988	W	107-43	Tuscaloosa, Ala.
March 4, 1995	W	94-60	Tuscaloosa, Ala.
Nov. 12, 2010	W	82-55	Tuscaloosa, Ala.

TENNESSEE TECH 5-3

Dec. 17, 1988	L	57-66	Tuscaloosa, Ala.
Feb. 5, 1990	L	63-74	Cookeville, Tenn.
March 18, 1992	W	100-87	Tuscaloosa, Ala.
Dec. 15, 2003	W	83-61	Tuscaloosa, Ala.
Dec. 11, 2004	W	62-59	Cookeville, Tenn.
Nov. 17, 2006	W	71-56	Tuscaloosa, Ala.
Nov. 30, 2007	L	47-53	Cookeville, Tenn.
Nov. 13, 2009	W	73-68	Corpus Christi, Texas

TEXAS 0-2

Nov. 26, 1983	L	56-82	Austin, Texas
Dec. 7, 1984	L	53-85	Las Vegas, Nev.

TEXAS A&M 0-5

Jan. 3, 2013	L	52-91	College Station, Texas
Jan. 5, 2014	L	58-73	College Station, Texas
Feb. 16, 2014	L	46-71	Tuscaloosa, Ala.
Feb. 16, 2015	L	49-70	College Station, Texas
Jan. 28, 2016	L	56-59	Tuscaloosa, Ala.

TEXAS A&M-CORPUS CHRISTI 0-1

Nov. 14, 2010	L	90-96 ^{OT}	Corpus Christi, Texas
---------------	---	---------------------	-----------------------

TEXAS-ARLINGTON 1-0

Dec. 10, 1994	W	99-62	Arlington, Texas
---------------	---	-------	------------------

TCU 1-0

Dec. 29, 1998	W	92-71	Jersey City, N.J.
---------------	---	-------	-------------------

TEXAS PAN-AMERICAN 1-0

Nov. 26, 1988	W	88-29	Norman, Okla.
---------------	---	-------	---------------

TEXAS-SAN ANTONIO 3-0

Dec. 5, 1986	W	77-72	Nachogdoches, Texas
Nov. 29, 2002	W	61-55	San Antonio, Texas
Dec. 5, 2003	W	76-63	Tuscaloosa, Ala.

TEXAS TECH 1-2

Dec. 9, 1986	L	89-94 ^{2OT}	Tuscaloosa, Ala.
Jan. 2, 1988	L	64-74	Lubbock, Texas
March 25, 1994	W	73-68	Austin, Texas

TOLEDO 0-1

March 22, 2011	L	59-74	Toledo, Ohio
----------------	---	-------	--------------

TROY 17-3

Dec. 7, 1974	W	79-64	Athens, Ala.
Jan. 17, 1975	L	71-74	Troy, Ala.
Feb. 8, 1975	L	81-82	Troy, Ala.
Feb. 17, 1975	W	74-61	Tuscaloosa, Ala.
Jan. 7, 1978	W	73-47	Troy, Ala.
Jan. 10, 1979	L	65-80	Tuscaloosa, Ala.
Nov. 27, 1979	W	90-72	Tuscaloosa, Ala.
Feb. 10, 1981	W	81-69	Troy, Ala.
Nov. 18, 1982	W	81-60	Tuscaloosa, Ala.
Jan. 26, 1983	W	78-57	Troy, Ala.
Nov. 28, 1983	W	68-47	Tuscaloosa, Ala.
Nov. 17, 1984	W	78-55	Tuscaloosa, Ala.
Jan. 30, 1985	W	76-68	Troy, Ala.
Dec. 14, 1985	W	70-47	Troy, Ala.
Dec. 13, 1986	W	85-64	Troy, Ala.
Jan. 12, 1994	W	119-43	Troy, Ala.
Feb. 28, 1994	W	101-66	Tuscaloosa, Ala.
Nov. 20, 2001	W	101-58	Tuscaloosa, Ala.
Dec. 15, 2012	W	80-71	Troy, Ala.
Dec. 20, 2013	W	113-105	Tuscaloosa, Ala.

TULANE 7-3

Dec. 10, 1982	W	66-58	Ruston, La.
Jan. 4, 1989	W	80-64	Tuscaloosa, Ala.
Jan. 22, 1989	W	69-67	New Orleans, La.
Jan. 3, 1990	W	71-63	New Orleans, La.
Nov. 22, 1991	W	81-58	New Orleans, La.
Jan. 26, 1993	W	90-74	Tuscaloosa, Ala.
Dec. 2, 1999	L	69-81	New Orleans, La.
Nov. 22, 2000	W	64-63	Tuscaloosa, Ala.
Dec. 9, 2006	L	68-83	New Orleans, La.
Nov. 10, 2007	L	56-64	Tuscaloosa, Ala.
March 16, 2016	L	52-53	New Orleans, La.

TUSKEGEE 3-2

Feb. 1, 1975	W	62-58	Tuscaloosa, Ala.
Jan. 17, 1976	W	101-40	Tuscaloosa, Ala.
Nov. 14, 1977	L	80-83	Tuskegee, Ala.
Nov. 29, 1978	L	72-76	Tuscaloosa, Ala.
Nov. 30, 1990	W	106-41	Birmingham, Ala.

UAB 14-7

Dec. 18, 1978	L	82-86	Birmingham, Ala.
Jan. 27, 1979	W	95-89	Tuscaloosa, Ala.
Feb. 23, 1979	W	69-68 ^{OT}	Troy, Ala.
Dec. 8, 1979	W	75-65	Birmingham, Ala.
Jan. 17, 1980	L	69-72	Tuscaloosa, Ala.
Feb. 23, 1980	L	62-70	Cleveland, Miss.
Dec. 17, 1980	W	77-76	Birmingham, Ala.
Jan. 26, 1980	W	91-81	Tuscaloosa, Ala.
Nov. 24, 1981	L	71-74	Tuscaloosa, Ala.
Jan. 25, 1982	L	59-75	Birmingham, Ala.
Jan. 6, 1986	W	88-58	Birmingham, Ala.
Feb. 17, 1986	W	82-69	Tuscaloosa, Ala.
Nov. 29, 1986	W	76-49	Atlanta, Ga.
Jan. 29, 1987	W	79-58	Tuscaloosa, Ala.
Dec. 13, 1987	W	76-67	Birmingham, Ala.
Dec. 13, 1989	W	65-60	Tuscaloosa, Ala.
Jan. 7, 1991	W	84-70	Birmingham, Ala.
Dec. 13, 1998	W	97-80	Birmingham, Ala.
March 18, 2001	L	72-84	Birmingham, Ala.
Dec. 7, 2004	W	74-55	Tuscaloosa, Ala.
Dec. 6, 2005	L	62-70	Birmingham, Ala.

UCF 5-0

Feb 5, 1995	W	95-63	Tuscaloosa, Ala.
Nov. 24, 1995	W	87-58	Tuscaloosa, Ala.
Dec. 19, 2003	W	63-41	Orlando, Fla.
Dec. 3, 2008	W	67-53	Tuscaloosa, Ala.
Dec. 14, 2009	W	64-62	Orlando, Fla.

UCLA 1-0

March 15, 1998	W	75-74	Tuscaloosa, Ala.
----------------	---	-------	------------------

UNION (Ky.) 2-0

Feb. 15, 1988	W	84-78	Tuscaloosa, Ala.
Jan. 17, 1989	W	83-57	Jackson, Tenn.

UNC ASHEVILLE 1-0

Dec. 29, 1994	W	119-46	Jamaica, N.Y.
---------------	---	--------	---------------

UNC GREENSBORO 2-0

Dec. 21, 1995	W	89-62	Burlington, Vt.
March 13, 1998	W	94-46	Tuscaloosa, Ala.

UNLV 0-1

Nov. 23, 1990	L	62-80	Las Vegas, Nev.
---------------	---	-------	-----------------

UPPER IOWA 1-0

Jan. 3, 1980	W	77-41	Miami, Fla.
--------------	---	-------	-------------

UTAH VALLEY 1-0

Nov. 28, 2015	W	67-60	Reno, Nev.
---------------	---	-------	------------

USC UPSTATE 1-0

Dec. 2, 2014	W	74-65	Tuscaloosa, Ala.
--------------	---	-------	------------------

UT MARTIN 1-2

Dec. 4, 2013	L	57-75	Tuscaloosa, Ala.
Dec. 4, 2014	W	68-55	Tuscaloosa, Ala.
Dec. 2, 2015	L	65-83	Martin, Tenn.

VALDOSTA STATE 0-5

March 12, 1977	L	85-99	Cleveland, Miss.
Nov. 17, 1977	L	72-74	Valdosta, Ga.
Feb. 5, 1979	L	87-96	Tuscaloosa, Ala.
March 8, 1979	L	68-80	Auburn, Ala.
Jan. 7, 1980	L	65-74	Valdosta, Ga.

VANDERBILT 12-33

March 2, 1978	W	88-69	Starkville, Miss.
Jan. 6, 1979	W	88-66	Starkville, Miss.
Jan. 15, 1979	W	72-67	Tuscaloosa, Ala.
Feb. 12, 1979	L	74-82	Nashville, Tenn.
Feb. 7, 1980	W	69-53	Knoxville, Tenn.
Nov. 19, 1980	W	96-73	Tuscaloosa, Ala.
Jan. 16, 1984	L	74-84	Nashville, Tenn.
March 4, 1984	W	83-73	Athens, Ga.
Feb. 24, 1985	L	85-87 ^{OT}	Tuscaloosa, Ala.
Jan. 23, 1986	L	75-84	Nashville, Tenn.
Jan. 11, 1987	L	84-90	Tuscaloosa, Ala.
Feb. 18, 1988	L	65-71	Nashville, Tenn.
Feb. 4, 1989	L	79-91	Tuscaloosa, Ala.
Feb. 3, 1990	L	98-74	Nashville, Tenn.
Jan. 12, 1991	W	73-63	Tuscaloosa, Ala.
Dec. 15, 1991	L	51-94	Nashville, Tenn.
Dec. 13, 1992	L	70-87	Tuscaloosa, Ala.
Jan. 9, 1994	L	73-77	Nashville, Tenn.
Jan. 8, 1995	W	71-63	Tuscaloosa, Ala.
Feb. 19, 1996	L	59-73	Nashville, Tenn.
Feb. 23, 1997	W	70-60	Tuscaloosa, Ala.

RECORDS & HISTORY

ALL-TIME SERIES RESULTS

Feb. 22, 1998	L	79-81	Nashville, Tenn.
Feb. 21, 1999	W	102-59	Tuscaloosa, Ala.
Feb. 20, 2000	L	63-68	Tuscaloosa, Ala.
Feb. 18, 2001	L	56-68	Nashville, Tenn.
Jan. 17, 2002	L	46-69	Tuscaloosa, Ala.
Feb. 6, 2003	L	69-80	Nashville, Tenn.
Feb. 8, 2004	W	81-68	Tuscaloosa, Ala.
Feb. 24, 2005	L	53-64	Nashville, Tenn.
Feb. 2, 2006	L	53-65	Tuscaloosa, Ala.
March 2, 2006	L	62-84	North Little Rock, Ark.
Feb. 4, 2007	L	51-91	Nashville, Tenn.
Feb. 10, 2008	L	47-92	Tuscaloosa, Ala.
March 2, 2008	L	54-83	Nashville, Tenn.
Jan. 8, 2009	L	76-85	Tuscaloosa, Ala.
Feb. 1, 2009	L	64-88	Nashville, Tenn.
Jan. 28, 2010	L	61-70	Nashville, Tenn.
Jan. 13, 2011	L	66-82	Tuscaloosa, Ala.
Feb. 26, 2012	L	54-67	Nashville, Tenn.
Jan. 27, 2013	L	58-67	Tuscaloosa, Ala.
Feb. 23, 2014	W	66-62	Nashville, Tenn.
Jan. 25, 2015	L	52-55	Tuscaloosa, Ala.
March 4, 2015	L	56-66	Little Rock, Ark.
Jan. 10, 2016	L	48-54	Tuscaloosa, Ala.
Jan. 25, 2016	L	52-67	Nashville, Tenn.

VERMONT			1-0
Dec. 22, 1995	W	73-52	Burlington, Vt.

VILLANOVA			2-1
Dec. 29, 1989	L	69-74	Villanova, Pa.
Nov. 25, 1994	W	73-57	Tuscaloosa, Ala.
Dec. 30, 2001	W	70-61	Villanova, Pa.

VIRGINIA			1-2
Dec. 4, 1987	L	58-81	Charlottesville, Va.
Nov. 25, 2005	L	48-69	St. Thomas, U.S.V.I.
Dec. 21, 2012	W	73-70 ^{2OT}	Tuscaloosa, Ala.

VIRGINIA TECH			0-2
Dec. 7, 2003	L	51-68	Tuscaloosa, Ala.
Dec. 4, 2004	L	59-72	Blacksburg, Va.

WASHINGTON			1-1
Nov. 27, 2004	W	76-56	Seattle, Wash.
Nov. 18, 2005	L	52-56	Tuscaloosa, Ala.

WASHINGTON STATE			1-0
Nov. 24, 2007	W	66-37	Freeport, Bahamas

WAYLAND BAPTIST			0-1
March 22, 1977	L	59-89	Amarillo, Texas

WEST FLORIDA			2-0
Nov. 17, 1983	W	84-56	Pensacola, Fla.
Dec. 3, 1984	W	78-32	Tuscaloosa, Ala.

WEST VIRGINIA			0-1
Nov. 25, 1988	L	66-75	Hattiesburg, Miss.

WESTERN KENTUCKY			3-5
Jan. 23, 1976	L	56-58	Tuscaloosa, Ala.
Jan. 31, 1977	L	73-75	Bowling Green, Ky.
Jan. 9, 1983	W	82-48	Tuscaloosa, Ala.
Jan. 14, 1984	L	66-69	Bowling Green, Ky.
Nov. 30, 1987	L	63-66	Bowling Green, Ky.

Dec. 28, 1989	W	75-68	Villanova, Pa.
March 21, 1992	L	68-98	Bowling Green, Ky.
Dec. 28, 1995	W	70-64	Nassau, Bahamas

WISCONSIN			1-1
Dec. 1, 2012	L	50-69	Madison, Wis.
Nov. 21, 2013	W	70-62	Tuscaloosa, Ala.

WOFFORD			0-1
Dec. 17, 2012	L	52-58	Tuscaloosa, Ala.

XAVIER			3-0
Dec. 27, 1983	W	102-42	Flushing, N.Y.
Jan. 28, 1992	W	86-77	Cincinnati, Ohio
Jan. 5, 1993	W	95-76	Tuscaloosa, Ala.

YALE			1-0
Dec. 30, 2004	W	78-60	Bethlehem, Pa.



RECORDS & HISTORY

YEAR-BY-YEAR RESULTS

1974-75

Record: 13-12
Coach: Stephanie Schleuder

Dec. 6	W	78-50	Athens !	A
Dec. 6	W	77-53	Judson !	N
Dec. 7	W	79-64	Troy !	N
Jan. 8	W	64-51	Montevallo	A
Jan. 14	L	66-90	Talladega	A
Jan. 16	W	71-63	Judson	H
Jan. 17	L	71-74	Troy	A
Jan. 20	W	70-40	South Alabama	A
Jan. 28	L	51-80	Talladega	A
Jan. 30	L	57-63	Judson	A
Feb. 1	W	48-35	Athens @	H
Feb. 1	W	62-58	Tuskegee @	H
Feb. 1	W	80-52	South Alabama	A
Feb. 3	L	57-70	North Alabama #	N
Feb. 3	W	57-48	Pensacola JC #	N
Feb. 7	L	81-82	Troy #	A
Feb. 8	W	79-58	South Alabama	H
Feb. 14	L	71-93	Auburn	A
Feb. 17	W	74-61	Troy	H
Feb. 21	W	52-51	North Alabama \$	N
Feb. 21	L	60-78	Auburn \$	A
Feb. 22	L	29-61	Judson \$	N
March 1	L	74-79	Auburn	H
March 7	L	65-66	Flagler %	N
March 7	L	58-103	Mississippi College %	N

! Athens Invitational (Athens, Ala.)
@ Alabama Invitational (Tuscaloosa, Ala.)
Troy State Invitational (Troy, Ala.)
\$ AIAIW Championship (Auburn, Ala.)
% AIAIW Region Championship (Athens, Ala.)

1975-76

Record: 13-9
Coach: Stephanie Schleuder

Nov. 17	L	54-76	Auburn	A
Dec. 3	W	61-30	Stillman	H
Jan. 10	W	61-57	Memphis	H
Jan. 12	W	80-55	Stillman	A
Jan. 13	W	65-46	Montevallo	A
Jan. 17	W	101-40	Tuskegee	H
Jan. 19	W	73-63	Judson	H
Jan. 23	L	56-58	Western Kentucky	H
Jan. 24	L	55-107	Talladega	A
Jan. 26	W	74-67	Alabama State	H
Jan. 30	W	72-43	North Alabama !	H
Jan. 31	L	66-73	Georgia Southern !	H
Feb. 2	L	66-76	Alabama State	A
Feb. 7	L	76-86	Talladega	H
Feb. 9	W	106-64	Montevallo	H
Feb. 13	W	80-49	Lambuth	A
Feb. 14	L	62-94	Memphis	A
Feb. 16	W	84-73	Judson	A
March 1	W	71-62	Auburn @	N
March 1	L	77-105	Talladega @	N
March 10	W	90-74	Auburn	H
March 11	L	56-64	Florida #	N

! Alabama Invitational (Tuscaloosa, Ala.)
@ AIAIW Championship (Troy, Ala.)
AIAIW Region Championship (Cleveland, Miss.)

1976-77

Record: 13-15
Coach: Stephanie Schleuder

Nov. 29	W	86-81	Auburn	H
Dec. 16	W	65-59	Auburn	A

Jan. 5	W	78-72	Florida	A
Jan. 7	L	73-78	Memphis	H
Jan. 8	L	80-81	LSU	H
Jan. 10	L	70-73	Ole Miss	H
Jan. 15	L	74-110	Mississippi State	A
Jan. 17	W	92-74	Florida	H
Jan. 22	L	57-83	Tennessee	A
Jan. 24	W	77-62	Georgia	A
Jan. 28	W	82-79	Mississippi College	H
Jan. 29	W	97-76	Talladega	H
Jan. 31	L	73-75	Western Kentucky	A
Feb. 4	L	90-97	Mississippi College	A
Feb. 5	L	75-99	LSU	A
Feb. 7	L	55-76	Ole Miss	A
Feb. 12	W	88-66	Mississippi State	H
Feb. 14	W	77-44	South Alabama	H
Feb. 18	L	69-72	Talladega	A
Feb. 19	W	95-43	Judson	H
Feb. 21	W	90-58	South Alabama	A
Feb. 24	W	81-66	Auburn !	H
March 10	W	65-64	Savannah State @	N
March 11	L	47-81	Delta State @	A
March 12	L	85-99	Valdosta State @	N
March 22	L	59-89	Wayland Baptist #	N
March 23	L	73-88	Belmont #	N
March 24	L	75-84	Indiana State #	N

! AIAIW Championship (Tuscaloosa, Ala.)
@ AIAIW Region Championship (Cleveland, Miss.)
NWIT (Amarillo, Texas)

1977-78

Record: 21-10
Coach: Ed Nixon

Nov. 14	L	80-83	Tuskegee	A
Nov. 17	L	72-74	Valdosta State	A
Nov. 28	L	65-101	Memphis	A
Nov. 30	W	67-50	Auburn	H
Dec. 3	W	75-69	Middle Tennessee	A
Dec. 5	L	70-87	Ole Miss	H
Dec. 11	W	77-31	Montevallo	A
Dec. 19	W	68-58	Georgia State	A
Jan. 4	L	60-84	LSU	H
Jan. 7	W	73-47	Troy	A
Jan. 8	W	75-61	Mississippi State	H
Jan. 14	W	75-55	Talladega	H
Jan. 16	W	76-50	South Alabama	A
Jan. 20	W	66-62	Kentucky !	A
Jan. 21	W	77-72	North Carolina !	N
Jan. 23	W	78-56	Jacksonville State	H
Jan. 28	W	56-48	Auburn	A
Jan. 30	W	70-56	Florida	A
Feb. 4	W	60-56	Mississippi State	A
Feb. 6	W	91-50	South Alabama	H
Feb. 11	L	53-72	Tennessee	H
Feb. 13	W	73-56	Florida	H
Feb. 15	L	46-53	Ole Miss	A
Feb. 18	W	57-48	Talladega	A
Feb. 20	W	87-47	Judson	A
Feb. 24	W	96-61	South Alabama @	N
Feb. 25	W	81-61	Talladega @	N
March 2	W	88-69	Vanderbilt #	N
March 3	L	71-73	Mississippi #	N
March 4	L	71-80	Florida #	N
March 9	L	61-74	Delta State \$	N

! Kentucky Invitational (Lexington, Ky.)
@ AIAIW Championship (Jacksonville, Ala.)
Lady Bulldog Classic (Starkville, Miss.)
\$ AIAIW Region III Championship (Tallahassee, Fla.)

1978-79

Record: 13-13
Coach: Ed Nixon

Nov. 18	L	57-106	LSU	A
Nov. 20	W	66-46	South Alabama	A
Nov. 29	L	72-76	Tuskegee	H
Dec. 4	W	90-84	Middle Tennessee	H
Dec. 18	L	82-86	UAB	A
Jan. 4	W	86-67	Auburn !	N
Jan. 5	L	82-100	Ole Miss !	N
Jan. 6	W	88-66	Vanderbilt !	N
Jan. 10	L	65-80	Troy	H
Jan. 13	W	83-70	Kentucky	H
Jan. 15	W	72-67	Vanderbilt	H
Jan. 17	L	52-85	Tennessee	A
Jan. 20	L	64-75	Auburn	A
Jan. 22	L	80-88	Florida	A
Jan. 25	W	97-78	South Alabama	H
Jan. 27	W	95-89	UAB	H
Feb. 3	W	81-65	Georgia	H
Feb. 5	L	87-96	Valdosta State	H
Feb. 10	L	62-80	South Carolina	A
Feb. 12	L	74-82	Vanderbilt	A
Feb. 14	L	84-92	Georgia State	H
Feb. 17	W	62-55	Auburn	H
Feb. 19	W	72-69	Memphis	H
Feb. 23	W	69-68	UAB ^{OT} @	N
Feb. 24	W	80-72	Auburn @	N
March 8	L	68-80	Valdosta State #	N

! Lady Bulldog Classic (Starkville, Miss.)
@ AIAIW Championship (Troy, Ala.)
AIAIW Region III Championship (Auburn, Ala.)

1979-80

Record: 12-15
Coach: Ed Nixon

Nov. 27	W	90-72	Troy	H
Nov. 29	L	73-94	Oregon !	N
Nov. 30	L	72-75	Mississippi State !	N
Dec. 6	W	95-65	Alabama-Huntsville	H
Dec. 8	W	75-65	UAB	A
Dec. 15	W	85-79	Alabama State	A
Jan. 3	W	77-41	Upper Iowa @	N
Jan. 4	W	73-61	Miami @	A
Jan. 5	L	72-74	Edinboro @	N
Jan. 5	L	50-62	Army @	N
Jan. 7	L	65-74	Valdosta State	A
Jan. 10	L	68-88	Tennessee	H
Jan. 12	W	88-61	Florida State	H
Jan. 14	W	104-72	Alabama-Huntsville	A
Jan. 17	L	69-72	UAB	H
Jan. 19	W	85-66	Florida	N
Jan. 23	L	71-77	Auburn	A
Jan. 26	L	54-68	Arkansas	A
Jan. 28	L	56-72	South Alabama	A
Jan. 30	L	47-58	South Carolina	H
Feb. 2	L	70-72	Ole Miss	A
Feb. 7	W	69-53	Vanderbilt #	N
Feb. 8	L	69-77	Kentucky #	N
Feb. 14	W	76-71	Miss. Univ. for Women	H
Feb. 16	W	79-58	LSU	H
Feb. 22	L	54-64	South Alabama \$	N
Feb. 23	L	62-70	UAB \$	N

! Louisiana Tech Invitational (Ruston, La.)
@ Miami Jamboree (Miami, Fla.)
SEC Division Championship (Knoxville, Tenn.)
\$ AIAIW Championship (Cleveland, Miss.)

RECORDS & HISTORY

YEAR-BY-YEAR RESULTS

1980-81

Record: 21-12
Coach: Ann Cronic

Nov. 19	W	96-73	Vanderbilt	H
Nov. 24	W	97-54	Belhaven	H
Nov. 28	L	62-74	Tennessee !	N
Nov. 28	L	76-77	Florida State !	N
Dec. 2	W	94-44	Alabama State	H
Dec. 6	L	73-75	Southern Miss	A
Dec. 15	W	89-66	Florida	H
Dec. 17	W	77-76	UAB	A
Jan. 3	L	68-80	LSU	A
Jan. 4	L	65-66	Southeastern Louisiana	A
Jan. 7	L	67-69	Missouri	H
Jan. 9	W	72-61	Georgia @	N
Jan. 10	L	72-79	Clemson @	H
Jan. 12	W	66-65	Auburn	H
Jan. 14	L	69-75	Mississippi State	H
Jan. 17	W	70-65	Arkansas	H
Jan. 22	W	80-61	Alabama-Huntsville	A
Jan. 24	W	78-68	South Alabama	H
Jan. 26	W	91-81	UAB	H
Jan. 29	W	67-54	Florida #	N
Jan. 30	W	77-71	Tennessee #	N
Jan. 31	W	80-66	Georgia #	N
Feb. 1	L	50-61	Auburn #	N
Feb. 3	W	75-62	Miss. Univ. for Women	A
Feb. 5	W	87-53	Alabama-Huntsville	H
Feb. 6	W	95-51	Freed-Hardeman	H
Feb. 8	L	54-68	Tennessee	A
Feb. 10	W	81-69	Troy	A
Feb. 14	W	95-63	Florida	N
Feb. 18	W	75-73	Mississippi State ^{20T}	A
Feb. 27	W	69-56	South Alabama \$	N
Feb. 28	L	50-67	Auburn \$	N
March 4	L	72-76	Mississippi College %	H

! Lady Sunshine Tournament (Orlando, Fla.)
@ Lady Tiger Invitational (Clemson, S.C.)
SEC Championship (Baton Rouge, La.)
\$ AIAIW Championship (Troy, Ala.)
% AIAW Region III Championship (Tuscaloosa, Ala.)

1981-82

Record: 17-11
Coach: Ken Weeks

Nov. 10	W	64-62	Belhaven	A
Nov. 19	L	79-85	Chattanooga	A
Nov. 24	L	71-74	UAB	H
Dec. 3	W	72-63	Livingston	H
Dec. 5	W	71-54	Georgia State	H
Dec. 7	W	79-48	South Alabama	H
Dec. 11	L	56-69	Memphis !	N
Dec. 12	W	93-55	Idaho State !	N
Dec. 18	W	89-59	Chattanooga	N
Jan. 4	W	75-68	Georgia State	A
Jan. 6	W	76-62	Mississippi State	A
Jan. 8	W	71-68	Charleston @	N
Jan. 9	L	59-63	Carson-Newman @	A
Jan. 11	W	93-89	Ole Miss ^{20T}	H
Jan. 15	W	70-56	South Alabama	A
Jan. 16	W	59-58	Florida	N
Jan. 20	W	59-55	South Carolina	H
Jan. 22	W	85-49	Carson-Newman	H
Jan. 25	L	59-75	UAB	A
Jan. 27	L	56-72	Auburn	A

Feb. 3	W	87-65	Mississippi State	H
Feb. 6	L	53-65	Ole Miss	A
Feb. 11	L	60-71	Southern Miss	H
Feb. 13	W	80-78	LSU	H
Feb. 16	W	69-66	Livingston	A
Feb. 20	L	64-76	LSU	A
Feb. 22	L	59-63	Auburn	H
Feb. 26	L	76-82	Kentucky #	A

! Mid America Classic (Columbia, Mo.)
@ Rotary Classic (Jefferson City, Tenn.)
SEC Championships (Lexington, Ky.)

1982-83

Record: 16-13 (2-6 SEC/Fourth-West)
Coach: Ken Weeks

Nov. 18	W	81-60	Troy	H
Nov. 23	W	63-56	Georgia Tech	H
Dec. 1	L	69-74	Memphis	A
Dec. 4	W	94-67	Georgia State	A
Dec. 6	L	64-73	Florida State	H
Dec. 9	L	55-83	Louisiana Tech !	A
Dec. 10	W	66-58	Tulane !	N
Dec. 10	W	74-67	Northwestern State !	N
Dec. 17	L	51-63	Chattanooga	H
Jan. 3	L	66-77	North Carolina	H
Jan. 5	L	49-60	Auburn	A
Jan. 9	W	82-48	Western Kentucky	H
Jan. 12	W	81-56	South Alabama	H
Jan. 14	W	82-66	DePaul	A
Jan. 16	W	71-56	Notre Dame	A
Jan. 18	L	77-104	Kentucky *	H
Jan. 22	L	73-77	LSU *	H
Jan. 24	L	68-76	Ole Miss *	H
Jan. 26	W	78-57	Troy	A
Jan. 29	W	74-69	Mississippi State *	A
Feb. 3	W	80-63	South Alabama	A
Feb. 9	L	63-79	Auburn *	H
Feb. 12	W	83-56	Florida	N
Feb. 16	W	64-61	Florida State	A
Feb. 19	L	56-72	LSU *	A
Feb. 21	L	58-85	Ole Miss *	A
Feb. 26	W	69-58	Mississippi State *	H
March 3	W	69-53	Florida @	N
March 4	L	73-91	Tennessee @	A

! Lady Techster Dial Classic (Ruston, La.)
* Southeastern Conference game
@ SEC Championship (Knoxville, Tenn.)

1983-84

Record: 23-9 (5-3 SEC/Third-West)
NCAA MIDEAST REGIONAL
Coach: Ken Weeks

Nov. 17	W	84-56	West Florida	A
Nov. 23	W	85-47	St. Mary's	A
Nov. 26	L	56-82	Texas	A
Nov. 28	W	68-47	Troy	H
Nov. 30	W	79-47	Georgia Tech	H
Dec. 3	W	81-69	North Carolina	A
Dec. 4	W	80-72	N.C. State	N
Dec. 9	W	81-53	DePaul	H
Dec. 18	W	71-55	Louisville	A
Dec. 20	W	78-49	Kentucky	A
Dec. 27	W	102-42	Xavier !	N
Dec. 28	L	73-75	St. John's !	N

Dec. 29	W	113-47	Queens !	A
Jan. 5	W	65-56	Auburn	A
Jan. 7	W	95-83	Georgia State	H
Jan. 9	W	84-66	Delta State	A
Jan. 11	W	88-67	Memphis	H
Jan. 14	L	66-69	Western Kentucky	A
Jan. 16	L	74-84	Vanderbilt	A
Jan. 21	L	61-73	LSU	A
Jan. 23	L	52-60	Ole Miss	A
Jan. 28	W	68-50	Mississippi State	H
Feb. 4	W	94-66	Delta State	H
Feb. 9	W	64-60	Auburn	H
Feb. 17	L	74-78	LSU	H
Feb. 20	W	80-65	Ole Miss	H
Feb. 25	W	69-61	Mississippi State	A
March 3	W	85-66	Tennessee @	N
March 4	W	83-73	Vanderbilt @	N
March 5	L	65-74	Georgia @	A
March 18	W	78-70	Central Michigan #	A
March 23	L	58-65	Tennessee \$	A

! Queens Holiday Classic (Flushing, N.Y.)
* Southeastern Conference game
@ SEC Championship (Athens, Ga.)
NCAA First Round (Mt. Pleasant, Mich.)
\$ NCAA Mideast Regional (Knoxville, Tenn.)

1984-85

Record: 18-10 (3-5 SEC/Fourth-West)
Coach: Ken Weeks

Nov. 17	W	78-55	Troy	H
Nov. 19	W	91-46	Tennessee State	H
Nov. 27	W	88-57	Alabama-Huntsville	A
Dec. 1	W	92-70	Mississippi College	H
Dec. 3	W	78-32	West Florida	H
Dec. 7	L	53-85	Texas !	N
Dec. 8	L	64-65	Cal State-Fullerton !	N
Dec. 16	W	90-72	Portland @	N
Dec. 17	W	86-56	Oregon @	N
Dec. 18	L	57-59	Oregon State @	N
Jan. 3	W	92-64	Chattanooga	A
Jan. 5	W	85-60	Southern University	H
Jan. 9	W	80-65	Mississippi State *	A
Jan. 12	L	60-76	Ole Miss *	H
Jan. 16	L	53-71	Auburn *	A
Jan. 19	L	76-83	LSU ^{20T} *	H
Jan. 21	W	74-63	Louisville	H
Jan. 24	W	87-61	Mississippi State *	H
Jan. 26	L	46-66	Ole Miss *	A
Jan. 28	W	96-71	Mississippi College	A
Jan. 30	W	76-68	Troy	A
Feb. 1	W	100-67	Georgia State	H
Feb. 6	L	76-87	LSU *	A
Feb. 8	W	76-57	Stephen F. Austin	A
Feb. 9	L	51-76	Louisiana Tech	A
Feb. 13	W	67-62	Notre Dame	H
Feb. 18	W	84-67	Auburn *	H
Feb. 24	L	85-87	Vanderbilt ^{OT} #	H

! 7-Up Desert Classic (Las Vegas, Nev.)
@ Giusti Tournament of Champions (Portland, Ore.)
* Southeastern Conference
SEC Western Division Playoffs

YEAR-BY-YEAR RESULTS

1985-86

Record: 20-9 (3-6 SEC/Eighth)

Coach: Lois Myers

Nov. 22	W	89-81	Tennessee State	A
Nov. 25	W	79-50	Jackson State	H
Dec. 6	W	78-69	Boston College !	N
Dec. 7	L	58-66	Northwestern !	A
Dec. 8	W	66-40	Marquette	A
Dec. 14	W	70-47	Troy	A
Dec. 18	W	80-68	Jackson State	A
Dec. 19	W	87-68	Arkansas State	A
Dec. 30	W	86-53	Missouri State	H
Jan. 2	W	57-44	Mississippi State *	A
Jan. 4	W	88-36	Stephen F. Austin	H
Jan. 6	W	88-58	UAB	A
Jan. 9	W	85-70	Alabama-Huntsville	A
Jan. 10	W	85-54	North Alabama	A
Jan. 15	L	86-87	Auburn ^{OT} *	H
Jan. 18	L	71-89	Tennessee *	A
Jan. 23	L	75-84	Vanderbilt @ *	A
Jan. 24	W	78-50	Lipscomb	A
Jan. 26	W	83-62	Florida *	H
Jan. 29	L	69-76	Ole Miss *	A
Feb. 1	W	88-69	Clemson	H
Feb. 3	W	71-58	Alcorn State	H
Feb. 5	L	69-73	Georgia *	H
Feb. 8	L	82-83	LSU *	H
Feb. 12	W	76-75	Kentucky *	H
Feb. 17	W	82-69	UAB	H
Feb. 22	L	77-82	Louisiana Tech	H
Feb. 28	W	71-57	Florida #	N
March 1	L	71-88	Georgia #	A

! Northwestern Classic (Evanston, Ill.)

@ Held at Aquinas JC (Nashville, Tenn.)

* Southeastern Conference

SEC Tournament (Athens, Ga.)

1986-87

Record: 19-10 (2-7 SEC/Eighth)

Coach: Lois Myers

Nov. 28	W	81-60	Florida A&M !	N
Nov. 29	W	76-49	UAB !	N
Nov. 30	L	59-78	Georgia !	N
Dec. 3	W	81-70	Livingston	H
Dec. 5	W	77-72	Texas-San Antonio @	N
Dec. 6	W	75-68	Stephen F. Austin @	A
Dec. 9	L	89-94	Texas Tech ^{2OT}	H
Dec. 13	W	85-64	Troy	A
Dec. 18	W	102-58	Illinois-Chicago	H
Dec. 30	W	85-79	Clemson	A
Dec. 31	W	81-69	Chattanooga	A
Jan. 2	W	94-92	Northwestern State #	N
Jan. 3	W	67-66	Nevada #	N
Jan. 9	W	84-28	Tennessee State	H
Jan. 11	L	84-90	Vanderbilt *	H
Jan. 17	L	70-74	Ole Miss *	H
Jan. 24	W	99-60	Mississippi College	H
Jan. 29	W	79-58	UAB	H
Feb. 1	L	55-77	Georgia *	A
Feb. 4	W	77-54	Mississippi State *	H
Feb. 7	L	80-89	Kentucky *	A
Feb. 11	W	74-64	Alcorn State	A
Feb. 15	L	66-81	LSU *	A
Feb. 21	L	60-78	Auburn *	A
Feb. 26	L	77-108	Tennessee *	H

Feb. 28	W	87-65	Florida *	H
March 2	W	83-60	Mississippi College	A
March 4	W	88-76	Mississippi State %	N
March 5	L	61-89	Auburn %	N

! Southern Invitational (Atlanta, Ga.)

@ Ladyjack Dial Classic (Nacogdoches, Texas)

Nevada-Reno Wolfpack Classic (Reno, Nev.)

* Southeastern Conference game

% SEC Tournament (Albany, Ga.)

1987-88

Record: 18-10 (5-4 SEC/Sixth)

NCAA MIDWEST REGIONAL

Coach: Lois Myers

Nov. 27	W	103-56	Tennessee State	A
Nov. 29	W	80-74	Arizona ^{2OT} !	N
Nov. 30	L	63-66	Western Kentucky !	N
Dec. 4	L	58-81	Virginia @	N
Dec. 5	W	80-69	St. Joseph's @	N
Dec. 8	W	88-72	Livingston	A
Dec. 13	W	76-67	UAB	A
Dec. 19	W	86-62	Montevallo	H
Dec. 20	W	88-76	Southern Miss	H
Dec. 31	L	81-102	New Mexico State	A
Jan. 2	L	64-74	Texas Tech	A
Jan. 7	L	67-84	Georgia *	H
Jan. 13	W	74-54	Kentucky *	H
Jan. 15	W	83-64	Arkansas State	H
Jan. 20	W	81-79	LSU ^{OT} *	H
Jan. 23	L	70-97	Tennessee *	A
Jan. 27	L	57-88	Auburn *	H
Feb. 1	W	70-64	Florida State	A
Feb. 3	W	75-53	Florida *	A
Feb. 8	W	97-58	Middle Tennessee	H
Feb. 10	W	82-63	Alcorn State	H
Feb. 13	W	77-73	Mississippi State *	A
Feb. 15	W	84-78	Union	H
Feb. 18	L	65-71	Vanderbilt *	A
Feb. 24	W	87-86	Ole Miss *	A
Feb. 26	W	88-57	Alabama State	H
March 4	L	66-76	Ole Miss #	N
March 16	L	63-77	South Carolina \$	A

! Bowling Green Bank Invite (Bowling Green, Ky.)

@ Investor's Classic (Charlottesville, Va.)

* Southeastern Conference

SEC Tournament (Albany, Ga.)

\$ NCAA Tournament, First Round (Columbia, S.C.)

1988-89

Record: 14-15 (1-8 SEC/10th)

Coach: Lois Myers

Nov. 13	W	60-59	Sweden (Exh.)	H
Nov. 25	L	66-75	West Virginia !	N
Nov. 26	W	88-29	Texas Pan-American !	N
Nov. 29	W	107-43	Tennessee State	H
Dec. 2	W	82-54	McNeese State @	N
Dec. 3	L	79-84	Southern Miss @	A
Dec. 10	L	71-75	North Carolina #	N
Dec. 11	W	77-31	American #	N
Dec. 15	W	98-59	North Alabama	H
Dec. 17	L	57-66	Tennessee Tech	H
Dec. 18	W	91-77	Alcorn State	H
Dec. 29	W	84-67	Arizona State \$	N
Dec. 30	L	54-65	St. John's \$	A

Jan. 4	W	80-64	Tulane	H
Jan. 7	L	58-73	Ole Miss *	H
Jan. 11	W	73-54	Georgia Southern	H
Jan. 14	L	75-76	Florida *	A
Jan. 17	W	83-57	Union	A
Jan. 21	L	71-74	LSU *	A
Jan. 22	W	69-67	Tulane	A
Jan. 25	L	71-86	Alcorn State	A
Jan. 30	W	70-68	Florida State	H
Feb. 4	L	79-91	Vanderbilt *	H
Feb. 8	W	77-64	Mississippi State *	H
Feb. 11	L	55-56	Georgia *	A
Feb. 17	L	84-89	Kentucky *	A
Feb. 22	L	44-89	Auburn *	A
Feb. 26	L	65-81	Tennessee *	H
March 3	W	59-55	Mississippi State %	N
March 4	L	61-89	Tennessee %	N

! Reser-Sooner Classic (Norman, Okla.)

@ Lady Golden Eagle Classic (Hattiesburg, Miss.)

Lady Herd Classic (Huntington, W. Va.)

\$ Very Rev. Cahill C.M. Tourn. (Jamaica, N.Y.)

* Southeastern Conference game

% SEC Tournament (Albany, Ga.)

1989-90

Record: 16-12 (4-5 SEC/Seventh)

Coach: Rick Moody

Nov. 24	W	86-59	Chattanooga !	N
Nov. 25	W	102-70	Georgia State !	A
Nov. 29	W	71-64	Lamar	A
Dec. 1	W	91-40	Southern @	N
Dec. 2	L	51-71	Houston @	A
Dec. 6	L	76-81	Florida State	H
Dec. 8	W	84-65	Arkansas State #	N
Dec. 9	W	71-67	Alcorn State #	N
Dec. 13	W	65-60	UAB	H
Dec. 16	W	60-49	Alcorn State	H
Dec. 28	W	75-68	Western Kentucky \$	N
Dec. 29	L	69-74	Villanova \$	A
Jan. 2	L	61-62	Southeast Louisiana	A
Jan. 3	W	71-63	Tulane	A
Jan. 6	L	41-67	Ole Miss *	A
Jan. 9	L	65-70	Georgia *	H
Jan. 15	W	67-57	New Orleans	H
Jan. 21	W	67-66	LSU *	H
Jan. 24	W	84-71	Florida *	H
Jan. 29	L	49-66	Louisiana Tech	H
Feb. 3	L	74-89	Vanderbilt *	A
Feb. 5	L	63-74	Tennessee Tech	A
Feb. 8	W	69-63	Jacksonville State	H
Feb. 14	W	71-63	Mississippi State *	A
Feb. 17	L	58-74	Kentucky *	H
Feb. 21	W	71-68	Auburn *	H
Feb. 24	L	65-80	Tennessee *	A
March 2	L	45-71	Ole Miss %	N

! Southern Invitational (Atlanta, Ga.)

@ Lady Cougar (Houston, Texas)

Hawaiian Tropic/Shoney's Classic (Murray, Ky.)

\$ Havoline Wildcat Christmas Classic (Villanova, Pa.)

* Southeastern Conference

% SEC Tournament (Albany, Ga.)

RECORDS & HISTORY

YEAR-BY-YEAR RESULTS

1990-91

Record: 17-12 (3-6 SEC/Ninth)

Coach: Rick Moody

Nov. 8	L	68-72	Sweden (Exh.)	H
Nov. 23	L	62-80	UNLV	A
Nov. 24	W	76-61	San Francisco !	N
Nov. 27	W	89-79	Jacksonville State	H
Nov. 30	W	106-41	Tuskegee @	N
Dec. 2	W	92-69	Auburn-Montgomery	H
Dec. 7	W	96-44	Delaware State #	N
Dec. 8	W	77-42	Morgan State #	N
Dec. 15	W	78-57	Auburn-Montgomery	A
Dec. 17	L	55-67	New Orleans	A
Dec. 20	L	62-72	Lamar \$	H
Dec. 21	W	62-21	Georgia State \$	H
Jan. 3	L	57-63	Louisiana Tech	A
Jan. 7	W	84-70	UAB	A
Jan. 9	L	61-86	Tennessee *	H
Jan. 12	W	73-63	Vanderbilt *	H
Jan. 16	L	65-88	Florida State	A
Jan. 17	W	99-71	Alabama State	A
Jan. 23	W	69-57	Mississippi State *	A
Jan. 24	W	72-65	Kentucky *	A
Feb. 2	L	48-77	Auburn *	A
Feb. 6	L	72-78	Ole Miss *	H
Feb. 9	L	90-93	Florida *	A
Feb. 13	W	105-74	Alabama State	H
Feb. 16	L	66-78	LSU *	A
Feb. 20	L	47-83	Georgia *	A
Feb. 23	W	73-56	Mississippi State *	H
Feb. 26	W	77-57	Southeastern Louisiana	H
March 1	W	95-75	Florida %	N
March 2	L	69-78	Georgia %	N

! UNLV 7-Up Desert Classic (Las Vegas, Nev.)
 @ Birmingham Civic Center (Birmingham, Ala.)
 # Radford Invitational (Radford, Va.)
 \$ Shoney's Classic (Tuscaloosa, Ala.)
 * Southeastern Conference
 % SEC Tournament (Albany, Ga.)

1991-92

Record: 23-7 (7-4 SEC/Third)

NCAA MIDEAST REGIONAL (Second Round)

Coach: Rick Moody

Nov. 22	W	81-58	Tulane	A
Nov. 26	W	103-62	Alabama State	H
Nov. 29	W	118-86	Louisiana-Monroe !	N
Nov. 30	L	86-91	DePaul !	A
Dec. 2	W	83-74	Loyola-Chicago	A
Dec. 6	W	100-80	Cincinnati @	N
Dec. 7	W	101-69	Middle Tennessee @	A
Dec. 15	L	51-94	Vanderbilt *	A
Dec. 17	W	97-80	Austin Peay State	A
Dec. 19	W	86-60	Jackson State #	H
Dec. 20	W	93-80	Houston #	H
Jan. 4	L	101-103	Florida *	H
Jan. 8	W	92-61	Mississippi Valley State	A
Jan. 11	W	80-74	South Carolina *	A
Jan. 13	W	114-90	Appalachian State	A
Jan. 18	W	80-72	LSU *	H
Jan. 26	L	72-82	Tennessee *	A
Jan. 28	W	86-77	Xavier	A
Feb. 1	W	78-72	Kentucky *	H
Feb. 6	W	85-66	Alabama State	A
Feb. 8	W	69-66	Mississippi State *	H

Feb. 12	W	72-69	Auburn *	H
Feb. 15	L	59-72	Ole Miss *	A
Feb. 20	W	100-75	Oral Roberts	H
Feb. 22	W	80-76	Arkansas *	A
Feb. 24	W	110-51	Mississippi Valley State	H
Feb. 29	W	105-81	Georgia *	H
March 6	L	87-95	Kentucky \$	N
March 18	W	100-87	Tennessee Tech %	H
March 21	L	68-98	Western Kentucky ^	A

! DePaul Coopers & Lybrand Classic (Chicago, Ill.)
 @ MTSU Garden Plaza Classic (Murfreesboro, Tenn.)
 # Alabama Shoney's Inn Classic (Tuscaloosa, Ala.)
 * Southeastern Conference
 \$ SEC Tournament (Albany, Ga.)
 % NCAA Mideast Subregional (Tuscaloosa, Ala.)
 ^ NCAA Mideast Subregional (Bowling Green, Ky.)

1992-93

Record: 22-9 (6-5 SEC/Fifth)

NCAA MIDEAST REGIONAL (Second Round)

Coach: Rick Moody

Dec. 1	L	76-92	Athletes in Action (Exh.)	H
Dec. 4	W	91-71	Delta State !	N
Dec. 5	L	72-93	Louisiana Tech !	A
Dec. 13	L	70-87	Vanderbilt *	H
Dec. 15	W	111-79	Austin Peay	H
Dec. 18	W	117-51	Grambling State @	H
Dec. 19	L	68-79	Clemson @	H
Dec. 29	W	103-101	Georgia Tech ^{OT} #	N
Dec. 30	W	71-64	St. Joseph's #	A
Jan. 2	L	75-81	Florida *	A
Jan. 5	W	95-76	Xavier (Ohio)	H
Jan. 9	W	82-67	South Carolina *	H
Jan. 16	W	74-69	LSU *	A
Jan. 18	W	94-65	South Alabama	A
Jan. 21	W	91-69	Mercer	A
Jan. 23	L	74-86	Tennessee *	H
Jan. 26	W	90-74	Tulane	H
Jan. 31	L	73-77	Kentucky *	A
Feb. 3	W	107-64	Loyola-Chicago	H
Feb. 6	W	102-89	Mississippi State *	A
Feb. 8	W	94-64	Appalachian State	H
Feb. 13	W	93-74	Ole Miss *	H
Feb. 17	L	67-93	Auburn *	A
Feb. 20	W	66-56	Arkansas *	H
Feb. 25	W	122-52	Oral Roberts	H
Feb. 28	W	67-50	Georgia *	A
March 1	W	80-57	Alabama State	A
March 5	W	106-86	LSU %	N
March 6	W	88-73	Florida %	N
March 7	L	72-76	Georgia %	N
March 17	W	102-70	Georgia Southern ^	H
March 21	L	73-74 ^{OT}	North Carolina &	A

! Louisiana Tech Dial Classic (Ruston, La.)
 @ Alabama's Shoney's Classic (Tuscaloosa, Ala.)
 # St. Joseph's Texaco/Hawk Classic (Philadelphia, Pa.)
 * Southeastern Conference
 % SEC Tournament (Chattanooga, Tenn.)
 ^ NCAA Mideast Subregional (Tuscaloosa, Ala.)
 & NCAA Mideast Subregional (Chapel Hill, N.C.)

1993-94

Record: 26-7 (7-4 SEC/Fourth)

NCAA MIDWEST REGIONAL (Final Four)

Coach: Rick Moody

Nov. 17	W	69-63	Levski-Totel (Exh.)	H
Nov. 24	W	91-87	Athletes in Action (Exh.)	H
Nov. 26	W	82-62	Eastern Washington !	N
Nov. 27	W	99-57	Iowa State !	A
Dec. 3	W	98-31	Coppin State @	H
Dec. 4	W	81-50	Grambling State @	H
Dec. 8	W	86-65	East Tennessee State	A
Dec. 11	W	99-77	Louisiana Tech	H
Dec. 29	W	107-53	Eastern Carolina #	N
Dec. 30	L	83-89	North Carolina #	N
Dec. 31	W	87-33	Florida State #	N
Jan. 5	W	70-57	Georgia *	H
Jan. 7	W	79-68	Illinois	A
Jan. 9	L	73-77	Vanderbilt *	A
Jan. 12	W	119-43	Troy	A
Jan. 16	L	75-80	Florida *	H
Jan. 18	W	101-46	Mercer	H
Jan. 22	W	94-77	South Carolina *	A
Jan. 26	W	92-54	South Alabama	H
Jan. 30	W	91-74	LSU *	H
Feb. 2	L	75-82	Arkansas *	A
Feb. 5	L	69-85	Tennessee *	A
Feb. 13	W	96-82	Kentucky *	H
Feb. 16	W	84-71	Auburn *	H
Feb. 19	W	68-55	Mississippi State *	H
Feb. 23	W	98-56	Alabama State	H
Feb. 26	W	76-64	Ole Miss *	A
Feb. 28	W	101-66	Troy	H
March 4	W	86-84	Ole Miss ^{OT} \$	N
March 6	L	56-72	Tennessee \$	N
March 13	W	96-86	Oregon State %	H
March 20	W	84-78	Iowa %	A
March 25	W	73-68	Texas Tech ^	N
March 26	W	96-82	Penn State ^	N
April 2	L	66-69	Louisiana Tech &	N

! Iowa State Cyclone Classic (Des Moines, Iowa)
 @ Alabama's Shoney's Classic (Tuscaloosa, Ala.)
 # UCF Holiday Classic (Orlando, Fla.)
 * Southeastern Conference
 \$ SEC Tournament (Chattanooga, Tenn.)
 % NCAA Midwest Subregional (Tuscaloosa, Ala.)
 ^ Midwest Regional (Austin, Texas)
 & NCAA Final Four (Richmond, Va.)

1994-95

Record: 22-9 (7-4 SEC/T-Fourth)

NCAA EAST REGIONAL (Sweet 16)

Coach: Rick Moody

Nov. 12	W	103-91	Uralmash, Russia (Exh.)	H
Nov. 22	W	67-42	Athletes in Action (Exh.)	H
Nov. 25	W	73-57	Villanova !	H
Nov. 26	W	90-70	Grambling State !	H
Dec. 2	W	74-62	Colorado State @	N
Dec. 3	W	105-87	Notre Dame @	N
Dec. 6	W	93-79	Arkansas *	H
Dec. 9	W	102-50	Lamar #	N
Dec. 10	W	99-62	Texas-Arlington #	A
Dec. 19	W	99-70	Middle Tennessee	H
Dec. 28	L	76-79	San Diego State \$	N
Dec. 29	W	119-46	UNC-Asheville \$	N
Jan. 3	W	102-64	East Tennessee State	H

YEAR-BY-YEAR RESULTS

Jan. 5	L	73-75	Maine	A
Jan. 8	W	71-63	Vanderbilt *	H
Jan. 10	W	84-47	Illinois	H
Jan. 15	L	88-97	Florida *	A
Jan. 18	L	67-91	Georgia *	A
Jan. 22	W	85-62	South Carolina *	H
Jan. 28	L	70-86	Auburn *	A
Jan. 31	W	90-60	LSU *	A
Feb. 5	W	95-63	Central Florida	H
Feb. 7	L	44-95	Tennessee *	H
Feb. 11	L	56-72	Louisiana Tech	A
Feb. 18	W	68-62	Kentucky *	A
Feb. 25	W	76-55	Mississippi State *	A
Feb. 27	W	84-78	Mississippi *	H
March 1	W	94-60	Tennessee State	H
March 4	W	86-72	Arkansas %	N
March 5	L	70-84	Tennessee %	N
March 16	W	82-55	Mt. St. Mary's ^	H
March 18	W	121-120	Duke ^{4OT} ^	H
March 23	L	56-87	Connecticut &	A

! UA/Sheraton Capstone Inn Classic (Tuscaloosa, Ala.)
 @ UC-Irvine Newport Marriott Classic (Irvine, Calif.)
 # UT-Arlington Country Suites Classic (Arlington, Texas)
 \$ St. Joseph's Redman Christmas Inv. (Jamaica, N.Y.)
 * Southeastern Conference
 % SEC Tournament (Chattanooga, Tenn.)
 ^ NCAA East Subregional (Tuscaloosa, Ala.)
 & NCAA East Regional (Storrs, Conn.)

1995-96

Record: 24-8 (7-4 SEC/Third)
NCAA WEST REGIONAL (Sweet 16)
Coach: Rick Moody

Nov. 13	W	94-36	Victoria All-Stars (Exh.)	H
Nov. 17	W	84-80	Athletes in Action (Exh.)	H
Nov. 24	W	87-58	Central Florida !	H
Nov. 25	W	79-43	Maine !	H
Dec. 2	W	95-64	East Tennessee State	A
Dec. 3	W	85-57	Richmond @	A
Dec. 8	L	67-81	Connecticut @	N
Dec. 9	W	92-62	Jackson State #	N
Dec. 17	W	68-53	Middle Tennessee #	A
Dec. 18	L	83-89	Georgia *	H
Dec. 18	W	94-35	Bethune Cookman	H
Dec. 21	W	89-62	UNC Greensboro \$	N
Dec. 22	W	73-52	Vermont \$	A
Dec. 28	W	71-62	Oklahoma %	N
Dec. 28	W	70-64	Western Kentucky %	N
Jan. 4	W	92-85	Arkansas ^{OT} *	A
Jan. 7	L	55-65	Mississippi *	A
Jan. 13	W	97-64	Mississippi State *	H
Jan. 16	W	74-69	Northwestern State	A
Jan. 20	W	66-51	Kentucky *	A
Jan. 24	W	69-67	Auburn *	H
Jan. 28	L	69-81	Tennessee *	A
Jan. 31	W	105-42	Alabama State	H
Feb. 3	W	86-60	LSU *	H
Feb. 13	L	58-75	Auburn *	A
Feb. 17	W	73-54	Florida *	A
Feb. 19	L	59-73	Vanderbilt *	A
Feb. 22	W	75-68	South Carolina ^{OT} *	A
March 2	W	65-59	Auburn ^	N
March 3	W	86-70	LSU ^	N
March 4	L	60-64	Tennessee ^	N
March 15	W	95-66	Appalachian State &	H
March 17	W	88-68	N.C. State &	H

March 23	L	76-78	Stanford ^{OT} +	N
----------	---	-------	--------------------------	---

! UA Sheraton Capstone Inn Classic (Tuscaloosa, Ala.)
 @ Richmond's Central Fidelity Inv. (Richmond, Va.)
 # Garden Plaza/Lady Raider Classic (Murfreesboro, Tenn.)
 \$ Vermont's Howard Bank Classic (Burlington, Vt.)
 % Junkanoo Shootout (Nassau, Bahamas)
 * Southeastern Conference
 ^ SEC Tournament (Chattanooga, Tenn.)
 & NCAA West Subregional (Tuscaloosa, Ala.)
 + NCAA West Regional (Seattle, Wash.)

1996-97

Record: 25-7 (10-2 SEC/Second)
NCAA EAST REGIONAL (Sweet 16)
Coach: Rick Moody

Nov. 14	W	116-45	Byelorussia (Exh.)	H
Nov. 17	L	65-74	Stanford	A
Nov. 21	W	71-53	Athletes in Action (Exh.)	H
Nov. 28	W	102-74	Arizona State !	N
Nov. 29	W	88-32	Puerto Rico-Mayaguez !	A
Nov. 30	L	81-91	North Carolina State !	N
Dec. 6	W	62-37	Jackson State @	H
Dec. 7	W	85-44	Lynn @	H
Dec. 18	W	89-44	Akron #	N
Dec. 19	W	68-47	Penn State #	N
Dec. 20	W	88-74	North Carolina #	N
Dec. 27	W	70-67	Grambling State \$	N
Dec. 29	W	73-43	Miami \$	A
Jan. 2	W	70-65	Oral Roberts	H
Jan. 5	W	88-60	Ole Miss *	H
Jan. 7	W	68-65	Auburn *	A
Jan. 10	W	72-52	Mississippi State *	A
Jan. 15	W	68-64	Georgia *	A
Jan. 17	W	101-67	Oral Roberts	A
Jan. 22	W	78-62	Kentucky % *	H
Jan. 26	L	60-63	Tennessee *	H
Jan. 27	W	78-44	Jackson State	H
Feb. 1	L	74-84	LSU *	A
Feb. 6	W	102-61	Arkansas *	H
Feb. 9	W	87-38	South Carolina *	H
Feb. 11	W	89-57	Auburn *	H
Feb. 16	W	86-81	Florida *	A
Feb. 18	L	67-69	UNC-Charlotte ^{OT}	A
Feb. 23	W	70-60	Vanderbilt *	H
March 1	W	85-63	Arkansas ^	N
March 2	L	72-83	Florida ^	N
March 4	W	94-50	Saint Francis &	H
March 16	W	61-52	St. Joseph's &	H
March 22	L	71-87	Notre Dame +	N

! San Juan Shootout (San Juan, Puerto Rico)
 @ Alabama Sheraton Capstone Inn Classic (Tuscaloosa, Ala.)
 # CellularOne Beach Classic (Myrtle Beach, S.C.)
 \$ Miami's Holiday Classic (Miami, Fla.)
 % Cincinnati, Ohio
 * Southeastern Conference
 ^ SEC Tournament (Chattanooga, Tenn.)
 & NCAA East Subregional (Tuscaloosa, Ala.)
 + NCAA East Regional (Columbia, S.C.)

1997-98

Record: 24-10 (10-4 SEC/T-Second)
NCAA MIDWEST REGIONAL (Sweet 16)
Coach: Rick Moody

Nov. 5	W	82-55	Baltic All-Stars (Exh.)	H
--------	---	-------	-------------------------	---

Nov. 10	W	88-68	B.C. Shelen (Exh.)	H
Nov. 14	W	91-41	Furman !	H
Nov. 16	L	66-74	Nebraska !	A
Nov. 28	W	91-62	Marshall @	N
Nov. 29	L	58-61	Iowa State @	N
Nov. 30	W	77-70	Indiana @	N
Dec. 2	W	104-43	Samford	H
Dec. 6	W	94-53	Akron	H
Dec. 17	L	87-89	Stephen F. Austin #	N
Dec. 18	W	74-49	Elon #	N
Dec. 21	L	62-70	Florida *	A
Dec. 28	W	79-70	Boston College ^{OT} \$	N
Dec. 29	L	69-74	St. Joseph's ^{OT} \$	A
Jan. 4	W	82-62	South Carolina *	A
Jan. 7	W	62-46	Auburn *	H
Jan. 11	L	92-102	Arkansas ^{OT} *	A
Jan. 14	W	82-62	Ole Miss *	A
Jan. 18	W	85-69	Mississippi State *	H
Jan. 20	W	74-68	Northwestern State	A
Jan. 24	W	62-56	Kentucky *	H
Jan. 29	W	67-54	LSU *	A
Feb. 1	L	66-73	Tennessee *	A
Feb. 3	W	73-51	LSU *	H
Feb. 5	W	74-50	UNC-Charlotte	H
Feb. 8	W	90-77	Georgia *	H
Feb. 11	W	62-45	Auburn *	A
Feb. 14	W	73-51	Florida *	H
Feb. 18	W	87-48	Georgia Southern	A
Feb. 22	L	79-81	Vanderbilt *	A
Feb. 27	W	92-72	South Carolina %	N
Feb. 28	W	74-61	Florida %	N
March 1	L	63-67	Tennessee %	N
March 13	W	94-46	UNC Greensboro ^	H
March 15	W	75-74	UCLA ^	H
March 21	L	57-71	Louisiana Tech &	N

! Preseason WNIT
 @ Rainbow Wahine Invitational (Honolulu, Hawai'i)
 # L'eggs Classic (Las Cruces, N.M.)
 \$ Corestates Hawk Classic (Philadelphia, Pa.)
 * Southeastern Conference
 % SEC Tournament (Columbus, Ga.)
 ^ NCAA Midwest Subregional (Tuscaloosa, Ala.)
 & NCAA Midwest Regional (Lubbock, Texas)

1998-99

Record: 20-11 (7-7 SEC/T-Fifth)
NCAA MIDWEST REGIONAL (Second Round)
Coach: Rick Moody

Nov. 6	W	107-78	Miss. All-Stars (Exh.)	H
Nov. 10	W	79-66	Athletes in Action (Exh.)	H
Nov. 13	W	93-65	Northwestern State	H
Nov. 15	W	72-40	Georgia Southern	H
Nov. 19	W	96-52	Samford	A
Nov. 27	W	77-31	New Mexico State !	N
Nov. 28	W	87-67	DePaul !	A
Dec. 1	W	96-55	South Alabama	A
Dec. 5	W	79-68	Old Dominion @	N
Dec. 6	L	73-77	Penn State @	N
Dec. 10	L	71-77	Florida *	H
Dec. 13	W	97-80	UAB #	N
Dec. 20	L	75-90	North Carolina \$	N
Dec. 29	W	92-71	TCU %	N
Dec. 30	W	65-56	St. Peter's %	A
Jan. 3	L	70-85	Georgia *	A
Jan. 7	L	69-73	Auburn *	A
Jan. 14	W	78-51	Ole Miss *	H

RECORDS & HISTORY

YEAR-BY-YEAR RESULTS

Jan. 17	W	75-59	Mississippi State *	A
Jan. 24	L	72-76	Kentucky *	A
Jan. 28	W	71-66	LSU *	H
Jan. 31	L	73-85	Tennessee *	H
Feb. 3	L	50-75	LSU *	A
Feb. 7	W	87-73	South Carolina *	H
Feb. 11	W	72-57	Auburn *	H
Feb. 15	W	75-73	Florida *	A
Feb. 18	L	73-77	Arkansas *	H
Feb. 21	W	102-59	Vanderbilt *	H
Feb. 25	W	82-71	South Carolina ^	N
Feb. 26	W	76-72	Auburn ^	N
Feb. 27	L	69-80	Tennessee ^	N
March 12	W	80-68	Grambling State &	N
March 14	L	56-70	North Carolina &	A

! Moran Realty Classic (Chicago, Ill.)

@ Wachovia Women's Invitational (Richmond, Va.)

Hardwood Classic (Birmingham, Ala.)

\$ ACC-SEC Challenge (Myrtle Beach, S.C.)

% St. Peter's Holiday Classic (Jersey City, N.J.)

* Southeastern Conference

^ SEC Tournament (Chattanooga, Tenn.)

& NCAA Midwest Subregional (Chapel Hill, N.C.)

1999-2000

**Record: 15-14 (5-9 SEC/T-Eighth)
WNIT (First Round)
Coach: Rick Moody**

Nov. 2	W	94-82	Miss. All-Stars (Exh.)	H
Nov. 10	W	76-67	Slovan Bratislava (Exh.)	H
Nov. 19	W	77-50	St. John's !	N
Nov. 20	L	72-73	Michigan State !	A
Nov. 23	W	88-51	Samford	H
Nov. 26	W	63-60	Kansas State @	N
Nov. 27	W	87-77	Drake @	N
Nov. 30	W	82-54	South Alabama	H
Dec. 2	L	69-81	Tulane	A
Dec. 5	W	82-62	Akron	A
Dec. 11	W	76-51	Alabama A&M	H
Dec. 20	W	84-69	Missouri-Kansas City #	N
Dec. 21	W	61-59	St. Mary's #	A
Dec. 29	L	57-77	Memphis	A
Jan. 6	W	84-58	Belmont	H
Jan. 9	L	62-71	Georgia *	H
Jan. 13	L	51-69	Auburn *	A
Jan. 20	W	69-67	Ole Miss *	A
Jan. 23	L	65-85	Mississippi State *	H
Jan. 27	W	68-67	Kentucky *	H
Jan. 30	W	69-67	Ole Miss *	H
Feb. 3	L	62-66	Arkansas *	A
Feb. 6	L	47-65	Tennessee *	A
Feb. 10	W	72-68	LSU *	H
Feb. 13	L	59-69	Auburn *	H
Feb. 17	W	69-67	South Carolina *	A
Feb. 20	L	63-68	Vanderbilt *	H
Feb. 24	L	37-72	Georgia *	A
Feb. 27	L	60-84	Florida *	A
March 2	L	63-67	Kentucky \$	N
March 16	L	68-70	Chattanooga %	A

! Felpausch/MSU Holiday Classic (East Lansing, Mich.)

@ Torneo Cancun de Basquetbol (Cancun, Mexico)

St. Mary's Christmas Classic (Moraga, Calif.)

* Southeastern Conference

\$ SEC Tournament (Chattanooga, Tenn.)

% WNIT

2000-01

**Record: 19-12 (5-9 SEC/T-Eighth)
WNIT (Second Round)
Coach: Rick Moody**

Nov. 17	W	66-42	Samford	A
Nov. 22	W	64-63	Tulane	H
Nov. 24	W	76-63	California !	N
Nov. 25	W	73-43	Illinois-Chicago !	A
Nov. 28	W	53-46	South Alabama	A
Dec. 2	W	70-67	Belmont	A
Dec. 6	W	65-55	Memphis	H
Dec. 10	W	54-53	Michigan State	H
Dec. 20	W	66-56	Creighton @	N
Dec. 21	L	54-58	Oklahoma State ^{OT} @	N
Dec. 29	W	74-62	Massachusetts #	N
Dec. 31	W	86-77	St. Peter's ^{OT} #	A
Jan. 4	W	74-41	Alabama A&M	H
Jan. 7	L	41-96	Georgia *	A
Jan. 11	W	60-53	Auburn *	H
Jan. 14	L	67-82	South Carolina *	H
Jan. 18	L	57-65	Ole Miss *	H
Jan. 21	W	65-62	Mississippi State *	A
Jan. 25	L	64-71	Kentucky *	A
Jan. 28	W	67-64	Ole Miss *	A
Feb. 1	W	74-69	Arkansas *	H
Feb. 4	L	75-97	Tennessee *	H
Feb. 8	L	58-74	LSU *	A
Feb. 11	W	61-60	Auburn *	A
Feb. 18	L	56-68	Vanderbilt *	A
Feb. 22	L	48-71	Georgia *	H
Feb. 25	L	62-74	Florida *	H
March 1	W	59-55	Auburn \$	N
March 2	L	52-82	Tennessee \$	N
March 15	W	77-67	Memphis %	H
March 18	L	72-84	UAB %	A

! UIC Thanksgiving Tournament (Chicago, Ill.)

@ SunSplash Shootout (Nassau, Bahamas)

St. Peter's Holiday Classic (Jersey City, N.J.)

* Southeastern Conference

\$ SEC Tournament (Memphis, Tenn.)

% WNIT

2001-02

**Record: 19-12 (7-7 SEC/T-Seventh)
WNIT (Quarterfinals)
Coach: Rick Moody**

Nov. 5	W	84-77	Basketball Travelers (Exh.)	H
Nov. 11	L	101-109	Sports International (Exh.)	H
Nov. 16	W	96-44	Samford	H
Nov. 20	W	101-58	Troy	H
Nov. 23	W	90-89	Louisville !	N
Nov. 24	L	79-81	Pepperdine !	A
Nov. 27	W	73-38	Birmingham-Southern	A
Dec. 2	L	75-78	Providence	A
Dec. 5	L	84-89	Alabama State	A
Dec. 9	W	63-61	South Alabama	H
Dec. 18	W	72-53	Jacksonville State	A
Dec. 21	W	85-69	SMU @	N
Dec. 22	W	71-56	Maryland @	N
Dec. 29	W	66-65	UMass #	N
Dec. 30	W	70-61	Villanova #	A
Jan. 6	L	62-63	Kentucky *	H
Jan. 10	W	84-70	Arkansas *	A
Jan. 13	L	77-83	Florida *	A
Jan. 17	L	46-69	Vanderbilt *	H

Jan. 20	L	57-82	Tennessee *	A
Jan. 24	W	78-70	Auburn *	H
Jan. 27	W	61-58	Kentucky *	A
Feb. 3	L	70-72	Arkansas *	H
Feb. 7	W	92-86	Mississippi State *	H
Feb. 10	W	60-57	Auburn *	A
Feb. 14	L	54-69	South Carolina *	A
Feb. 17	W	86-69	Ole Miss *	H
Feb. 21	L	62-73	Georgia *	A
Feb. 24	W	82-73	LSU *	H
Feb. 28	L	60-64	Georgia \$	N
March 13	W	68-67	Missouri ^	A
March 17	W	99-77	Eastern Kentucky ^	A
March 19	L	61-79	Michigan State ^	A

! Pepperdine Thanksgiving Classic (Malibu, Calif.)

@ Torneo Cancun de Basquetbol (Cancun, Mexico)

PNC Wildcat Classic (Villanova, Penn.)

* Southeastern Conference

\$ SEC Tournament (Nashville, Tenn.)

^ WNIT

2002-03

**Record: 13-15 (3-11 SEC/10th)
Coach: Rick Moody**

Nov. 12	L	72-78	Premier Players (Exh.)	H
Nov. 17	W	102-50	Berry (Exh.)	H
Nov. 22	W	68-46	Samford	A
Nov. 26	W	75-58	Birmingham-Southern	H
Nov. 29	W	61-56	UT-San Antonio !	A
Nov. 30	W	69-56	Stephen F. Austin !	N
Dec. 3	W	72-56	Providence	H
Dec. 7	W	67-64	Liberty @	N
Dec. 8	L	72-81	East Carolina @	A
Dec. 16	W	80-72	Illinois-Chicago	H
Dec. 18	L	57-79	South Alabama	A
Dec. 21	W	70-59	BYU #	N
Dec. 29	W	89-64	Bucknell \$	N
Dec. 30	W	62-57	St. Peter's \$	A
Jan. 4	L	62-68	Houston	A
Jan. 12	L	55-59	Kentucky *	A
Jan. 16	L	45-88	Tennessee (5/5)*	H
Jan. 19	L	61-65	Auburn *	A
Jan. 23	L	47-77	Georgia (24/24)*	H
Jan. 26	W	81-70	Ole Miss *	A
Jan. 30	L	56-72	Mississippi State (13/12)*	A
Feb. 2	L	58-59	Arkansas (12/11)*	H
Feb. 6	L	69-80	Vanderbilt (18/19)*	A
Feb. 9	L	34-48	South Carolina (16/15)*	H
Feb. 13	L	43-85	LSU (4/4)*	A
Feb. 16	W	69-65	Florida *	H
Feb. 23	L	71-73	Kentucky ^{2OT} *	H
Feb. 27	W	67-62	Auburn *	H
March 2	L	57-68	Arkansas (21/19)*	A
March 6	L	48-53	Arkansas (23/21)%	N

! Hampton Inn Six Flags/UTSA Classic (San Antonio, Texas)

@ US Cellular Invitational (Greenville, N.C.)

Triple Crown Sports Classic (Albuquerque, N.M.)

\$ St. Peter's Holiday Classic (Jersey City, N.J.)

* Southeastern Conference

% SEC Tournament (Little Rock, Ark.)

YEAR-BY-YEAR RESULTS

2003-04

Record: 12-16 (4-10 SEC/10th)

Coach: Rick Moody

Nov. 9	W	98-66	Berry (Exh.)	H
Nov. 18	L	60-71	Premier Players (Exh.)	H
Nov. 24	W	76-74	Michigan ^{OT}	A
Nov. 28	L	56-77	Boston College !	A
Nov. 29	W	84-66	Long Beach State !	A
Dec. 2	W	81-52	Jacksonville State	H
Dec. 5	W	76-63	Texas-San Antonio	H
Dec. 7	L	51-68	Virginia Tech (23/19)	H
Dec. 15	W	83-61	Tennessee Tech	H
Dec. 18	W	77-44	Bethune-Cookman @	N
Dec. 19	W	63-41	Central Florida @	A
Dec. 21	L	55-61	Florida International	A
Dec. 29	W	77-55	Santa Clara	A
Jan. 3	L	70-76	Houston	H
Jan. 8	L	61-65	Middle Tennessee ^{OT}	A
Jan. 11	W	74-71	South Carolina *	H
Jan. 15	W	67-62	Ole Miss *	H
Jan. 18	L	51-72	Tennessee (5/5)*	A
Jan. 22	L	61-70	Auburn (22/NR)*	A
Jan. 25	L	57-65	Mississippi State *	H
Jan. 29	L	69-76	Florida *	A
Feb. 1	L	68-71	Georgia (19/17)*	A
Feb. 5	L	68-103	LSU (14/16)*	H
Feb. 8	W	81-68	Vanderbilt *	H
Feb. 12	L	51-77	South Carolina *	A
Feb. 15	W	68-65	Arkansas *	H
Feb. 22	L	59-62	Kentucky *	A
Feb. 26	L	40-72	Auburn (18/20)*	H
Feb. 29	L	78-81	Mississippi State ^{OT} *	A
March 4	L	56-63	Ole Miss #	N

! Coors Rocky Mountain Invitational (Fort Collins, Colo.)

@ UCF Classic (Orlando, Fla.)

* Southeastern Conference

SEC Tournament (Nashville, Tenn.)

2004-05

Record: 14-15 (4-10 SEC/Ninth)

Coach: Rick Moody

Nov. 9	W	93-75	EA Sports (Exh.)	H
Nov. 19	W	81-79	Michigan ^{OT}	H
Nov. 22	W	80-66	Middle Tennessee	H
Nov. 26	W	81-66	Columbia !	A
Nov. 27	W	76-56	Washington !	A
Dec. 4	L	59-72	Virginia Tech	A
Dec. 7	W	74-55	UAB	H
Dec. 11	W	62-59	Tennessee Tech	A
Dec. 18	L	52-71	Kansas State (25/25)@	A
Dec. 21	W	71-62	Alabama A&M	H
Dec. 29	L	59-67	Deleware #	A
Dec. 30	W	78-60	Yale #	A
Jan. 3	W	60-54	Florida International	H
Jan. 5	L	83-86	South Dakota State	H
Jan. 9	W	69-39	Kentucky *	H
Jan. 13	L	77-84	Mississippi State *	A
Jan. 16	L	51-76	LSU (3/2)*	A
Jan. 20	W	75-62	South Carolina *	H
Jan. 23	L	43-59	Auburn *	A
Jan. 30	W	72-61	Mississippi State *	H
Feb. 3	L	63-72	Georgia (18/19)*	H
Feb. 6	W	77-66	Florida *	H
Feb. 10	L	68-83	Arkansas *	A
Feb. 13	L	54-68	Ole Miss *	A

Feb. 17	L	63-74	Auburn *	H
Feb. 20	L	57-66	South Carolina *	A
Feb. 24	L	53-64	Vanderbilt (20/19)*	A
Feb. 27	L	81-94	Tennessee (5/5)*	H
March 3	W	62-58	Florida \$	N
March 4	L	59-60	LSU (1/1)\$	N

! Seattle Times Classic (Seattle, Wash.)

@ Triple Crown Sports Classic (Springfield, Mo.)

Christmas City Classic (Bethlehem, Pa.)

* Southeastern Conference

\$ SEC Tournament (Greenville, S.C.)

2005-06

Record: 9-19 (3-11 SEC/11th)

Coach: Stephany Smith

Nov. 5	W	69-46	West Alabama (Exh.)	H
Nov. 11	W	76-57	Henderson State (Exh.)	H
Nov. 18	L	52-56	Washington	H
Nov. 21	W	77-71	Santa Clara	H
Nov. 25	L	48-69	Virginia !	N
Nov. 26	W	76-46	Nevada !	N
Dec. 1	W	81-55	Alabama A&M	H
Dec. 6	L	62-70	UAB	A
Dec. 10	W	59-54	Southeastern Louisiana	H
Dec. 18	L	69-78	South Dakota State	A
Dec. 20	L	56-68	North Dakota State	A
Dec. 22	W	76-71	Georgia Southern	H
Dec. 29	W	66-51	Southern @	N
Dec. 30	L	48-56	South Alabama @	A
Jan. 2	L	55-61	East Carolina	H
Jan. 5	L	44-59	Florida (RV/25)*	A
Jan. 8	W	68-54	Auburn *	H
Jan. 15	W	75-73	Arkansas *	H
Jan. 19	L	43-79	LSU (3/4)*	A
Jan. 22	L	47-68	South Carolina *	H
Jan. 26	L	56-65	Auburn *	A
Jan. 29	L	54-89	Tennessee (1/3)*	A
Feb. 2	L	53-65	Vanderbilt (22/21)*	H
Feb. 5	L	59-84	Georgia (14/14)*	A
Feb. 9	L	67-77	Ole Miss *	H
Feb. 12	W	61-59	Mississippi State *	A
Feb. 19	L	65-82	Tennessee (5/5)*	H
Feb. 23	L	61-86	LSU (3/3)*	H
Feb. 26	L	60-80	Kentucky *	A
March 2	L	62-84	Vanderbilt (23/23)#	N

! Paradise Jam (St. Thomas, U.S. Virgin Islands)

@ South Alabama Classic (Mobile, Ala.)

* Southeastern Conference

SEC Tournament (North Little Rock, Ark.)

2006-07

Record: 10-20 (0-14 SEC/12th)

Coach: Stephany Smith

Oct. 31	W	81-50	West Alabama (Exh.)	H
Nov. 5	L	59-66	Delta State (Exh.)	H
Nov. 10	W	62-53	Samford	H
Nov. 13	L	56-73	Arkansas State	A
Nov. 17	W	71-56	Tennessee Tech	H
Nov. 19	W	60-57	Southeastern Louisiana	H
Nov. 24	L	70-78	Missouri !	A
Nov. 25	W	75-56	Cal State Northridge !	A
Nov. 29	W	68-56	Chattanooga	H
Dec. 2	W	102-48	Savannah State	H
Dec. 4	W	84-55	McNeese State	H

Dec. 9	L	68-83	Tulane	A
Dec. 16	L	57-66	Louisiana Tech	A
Dec. 18	W	83-66	Birmingham-Southern	H
Dec. 20	W	52-51	Belmont	H
Dec. 28	L	54-65	South Dakota State	H
Dec. 30	W	78-53	North Dakota State	H
Jan. 3	L	36-72	Tennessee (4/4)*	A
Jan. 7	L	58-63	Auburn *	H
Jan. 11	L	62-63	Kentucky *	H
Jan. 14	L	35-95	South Carolina *	A
Jan. 18	L	63-71	Arkansas *	A
Jan. 21	L	45-61	LSU (8/8)*	H
Jan. 28	L	51-80	Tennessee (4/4)*	H
Feb. 1	L	61-93	Auburn *	A
Feb. 4	L	51-91	Vanderbilt (15/15)*	A
Feb. 8	L	51-92	Georgia (9/12)*	H
Feb. 11	L	43-84	Ole Miss *	A
Feb. 18	L	64-66	Florida *	H
Feb. 22	L	70-89	Mississippi State *	H
Feb. 25	L	27-70	LSU (7/7)*	A
March 1	L	49-78	Ole Miss @	N

! St. Mary's Tournament (Moraga, Calif.)

* Southeastern Conference

@ SEC Tournament (Duluth, Ga.)

2007-08

Record: 8-22 (1-13 SEC/12th)

Coach: Stephany Smith

Oct. 31	W	80-53	West Alabama (Exh.)	H
Nov. 4	W	67-44	Mississippi College (Exh.)	H
Nov. 10	L	56-64	Tulane	H
Nov. 13	L	46-48	Samford	A
Nov. 18	L	45-49	Arkansas State	H
Nov. 23	L	43-52	Eastern Michigan !	N
Nov. 24	W	66-37	Washington State !	N
Nov. 28	L	58-75	Belmont	A
Nov. 30	W	53-47	Tennessee Tech	A
Dec. 5	L	61-62	Louisiana Tech	H
Dec. 9	W	66-56	St. Mary's	H
Dec. 15	L	34-62	Chattanooga	A
Dec. 17	W	62-57	Alabama A&M	H
Dec. 20	W	63-60	Hampton ^{OT}	H
Dec. 22	W	63-54	Jacksonville State	H
Jan. 2	L	62-73	East Tennessee State	H
Jan. 5	W	61-51	Southeastern Louisiana	H
Jan. 10	W	65-54	South Carolina *	H
Jan. 13	L	65-80	Florida *	A
Jan. 17	L	49-63	Arkansas *	H
Jan. 20	L	53-71	Georgia (12/11)*	A
Jan. 27	L	48-62	Auburn (25/22)*	H
Jan. 31	L	59-72	Mississippi State *	A
Feb. 3	L	47-76	Ole Miss *	A
Feb. 7	L	53-89	LSU (8/8)*	H
Feb. 10	L	47-92	Vanderbilt *	H
Feb. 14	L	49-74	Auburn *	A
Feb. 17	L	44-64	Kentucky *	A
Feb. 21	L	58-85	Tennessee (3/3)*	H
Feb. 24	L	54-70	Ole Miss *	H
March 2	L	54-83	Vanderbilt (23/24)*	A
March 6	L	62-71	Georgia (23/21)@	N

! Junkanoo Jam (Freeport, Bahamas)

* Southeastern Conference

@ SEC Tournament (Nashville, Tenn.)

RECORDS & HISTORY

YEAR-BY-YEAR RESULTS

2008-09

Record: 13-17 (1-13 SEC/12th)

Coach: Wendell Hudson

Nov. 7	W	76-49	West Alabama (Exh.)	H
Nov. 14	W	64-55	Centenary	H
Nov. 18	L	55-61	Samford	H
Nov. 22	W	69-60	Hampton	A
Nov. 25	W	75-47	Alabama State	H
Nov. 28	L	56-73	Louisville (7/8)!	N
Nov. 29	W	76-56	Northern Iowa !	N
Dec. 3	W	67-53	Central Florida	H
Dec. 7	W	90-50	Sam Houston State	H
Dec. 14	L	67-77	Middle Tennessee	A
Dec. 17	W	70-68	Florida A&M ^{OT}	H
Dec. 20	W	63-53	Austin Peay	H
Dec. 22	W	76-65	Alabama A&M	H
Dec. 29	W	54-49	Belmont @	H
Dec. 30	W	81-75	Ball State @	H
Jan. 3	W	59-48	Southeastern Louisiana	A
Jan. 8	L	76-85	Vanderbilt (24/24) *	H
Jan. 11	L	34-55	LSU *	A
Jan. 15	L	57-67	Kentucky *	H
Jan. 18	L	43-73	Ole Miss *	A
Jan. 22	L	66-84	Auburn (6/5) *	A
Jan. 25	L	61-63	Georgia *	H
Feb. 1	L	64-88	Vanderbilt (20/22) *	A
Feb. 5	L	71-92	Florida (11/13) *	H
Feb. 8	L	54-81	Auburn (6/5) *	H
Feb. 12	L	61-80	Tennessee (15/17) *	A
Feb. 15	L	57-68	South Carolina *	A
Feb. 19	W	67-59	Ole Miss *	H
Feb. 22	L	69-74	Arkansas *	A
March 1	L	49-67	Mississippi State *	H
March 5	L	49-68	Tennessee (19/24) #	N

! Nugget Classic (Reno, Nev.)

@ Crimson Tide Holiday Classic (Tuscaloosa, Ala.)

* Southeastern Conference

SEC Tournament (North Little Rock, Ark.)

2009-10

Record: 12-18 (4-12 SEC/11th)

Coach: Wendell Hudson

Nov. 4	L	67-68	North Alabama (Exh.)	H
Nov. 13	W	73-68	Tennessee Tech !	N
Nov. 14	L	90-96	Texas A&M C. C. ^{OT} !	A
Nov. 17	W	79-39	Jackson State	H
Nov. 21	L	67-69	Belmont ^{OT}	A
Nov. 24	W	68-55	Southeastern La.	H
Nov. 28	W	87-79	Cal State Bakersfield @	N
Nov. 29	L	55-64	Illinois @	N
Dec. 4	L	67-72	Alabama State	A
Dec. 6	W	61-56	Northwestern State	H
Dec. 14	W	64-62	UCF	A
Dec. 16	L	52-61	Florida A&M	A
Dec. 21	W	71-38	Presbyterian	H
Dec. 30	W	87-61	Southern Miss	H
Jan. 3	L	44-52	Georgia (9/8) *	H
Jan. 6	L	56-70	Ole Miss *	A
Jan. 10	L	68-80	South Carolina *	H
Jan. 14	L	62-74	Auburn *	A
Jan. 17	L	63-88	Kentucky *	A
Jan. 21	W	82-58	Florida *	H
Jan. 24	L	62-66	Arkansas ^{OT} *	H
Jan. 28	L	71-70	Vanderbilt (RV/24) *	A
Jan. 31	L	41-78	LSU (18/19) *	H

Feb. 4	L	44-77	Mississippi State *	A
Feb. 7	W	55-53	Auburn *	H
Feb. 14	L	47-76	Georgia (19/18)*	A
Feb. 18	L	67-74	Tennessee (5/5)*	H
Feb. 21	W	69-58	Arkansas *	A
Feb. 25	L	47-71	Mississippi State *	H
Feb. 28	W	66-61	Florida *	A
March 4	L	66-73	Georgia (22/24)#	N

! Emerald Beach Tip-Off (Corpus Christi, Texas)
@ Holiday Beach Classic (San Luis Obispo, Calif.)

* Southeastern Conference

SEC Tournament (Duluth, Ga.)

2010-11

Record: 18-15 (5-11 SEC/10th)

WNIT (Round of 16)

Coach: Wendell Hudson

Nov. 6	W	103-58	UAH (Exh.)	H
Nov. 12	W	82-55	Tennessee State	H
Nov. 14	W	87-76	Central Arkansas	H
Nov. 17	W	95-84	N.C. State	H
Nov. 19	W	65-55	Georgia State	A
Nov. 23	W	69-53	McNeese State	H
Nov. 26	L	61-68	Florida State (15/14) !	N
Nov. 27	W	82-80	Providence ^{30T} !	N
Dec. 1	W	80-31	Alabama State	H
Dec. 4	W	90-56	Arkansas-Pine Bluff	H
Dec. 12	L	57-79	Kansas	A
Dec. 18	W	64-46	Belmont	H
Dec. 20	W	67-62	Alabama A&M	H
Dec. 28	W	88-78	Southern Miss	A
Jan. 2	L	55-66	Auburn *	H
Jan. 6	L	45-110	Tennessee (5/6) *	A
Jan. 9	L	43-72	LSU *	A
Jan. 13	L	66-82	Vanderbilt *	H
Jan. 16	L	53-57	Arkansas (20/23) *	H
Jan. 20	L	51-60	Georgia (24/RV) *	H
Jan. 23	L	48-59	South Carolina *	A
Jan. 27	L	64-70	Florida *	A
Jan. 30	L	69-82	Kentucky (17/18) *	H
Feb. 3	W	66-61	Mississippi State *	A
Feb. 6	L	54-81	Georgia (24/RV) *	A
Feb. 13	W	64-59	Florida **	H
Feb. 17	W	59-51	Auburn *	A
Feb. 20	W	61-52	Ole Miss *	H
Feb. 24	L	55-68	Mississippi State *	H
Feb. 27	W	92-79	Arkansas *	A
March 3	L	36-60	LSU #	N
March 17	W	80-69	Memphis %	A
March 20	W	72-70	Northwestern %	A
March 22	L	59-74	Toledo %	A

! Junkanoo Jam (Freeport, Bahamas)

* Southeastern Conference

^ Reopening of Foster Auditorium

SEC Tournament (Nashville, Tenn.)

% WNIT

2011-12

Record: 12-19 (2-14 SEC/11th)

Coach: Wendell Hudson

Nov. 6	W	81-27	Auburn-Montgomery (Exh.)H	
Nov. 12	W	72-51	Nicholls State	H
Nov. 15	L	46-58	Central Arkansas	A
Nov. 18	W	78-52	Northwestern State	H

Nov. 21	W	67-34	Georgia Southern	H
Nov. 24	L	76-77	Old Dominion !	N
Nov. 25	W	62-56	Seton Hall ^{OT} !	N
Nov. 26	W	67-59	Louisiana Tech !	N
Dec. 2	W	69-56	Southern Louisiana	H
Dec. 4	W	80-76	Kansas	H
Dec. 7	L	63-69	North Texas	A
Dec. 11	L	57-79	North Carolina State	A
Dec. 17	W	64-54	Alabama State	A
Dec. 19	W	65-47	Presbyterian	H
Dec. 30	W	80-45	Air Force	H
Jan. 1	L	42-68	South Carolina *	A
Jan. 5	L	55-65	Auburn *	H
Jan. 8	L	40-84	LSU *	A
Jan. 12	L	61-66	Mississippi State *	H
Jan. 15	L	55-69	Ole Miss *	H
Jan. 19	L	37-61	Florida *	A
Jan. 26	L	56-86	Tennessee (7/9) *	H
Jan. 29	L	68-82	Kentucky (6/6) *	A
Feb. 2	L	52-70	Arkansas *	A
Feb. 5	L	66-81	Georgia (21/20) *	H
Feb. 9	W	52-47	Ole Miss *	A
Feb. 12	L	46-51	LSU *	H
Feb. 16	W	77-75	Kentucky (7/8) *	H
Feb. 19	L	55-69	South Carolina *	H
Feb. 23	L	40-81	Auburn *	A
Feb. 26	L	54-67	Vanderbilt (RV/24) *	A
March 1	L	38-57	South Carolina (25/RV) #	N

! Paradise Jam (St. Thomas, U.S. Virgin Islands)

* Southeastern Conference

SEC Tournament (Nashville, Tenn.)

2012-13

Record: 13-18 (2-14 SEC/13th)

Coach: Wendell Hudson

Nov. 5	W	94-39	Stillman (Exh.)	H
Nov. 11	W	80-43	Jacksonville State	H
Nov. 13	W	83-74	Houston	H
Nov. 17	W	79-60	Arkansas-Pine Bluff	H
Nov. 19	W	88-83	North Texas ^{30T}	H
Nov. 25	W	97-62	Southeastern Louisiana	H
Dec. 1	L	50-69	LIU Brooklyn	A
Dec. 8	L	58-72	Chattanooga	H
Dec. 15	W	80-71	Troy	A
Dec. 17	L	52-58	Wofford	H
Dec. 21	W	73-70	Virginia ^{20T}	H
Dec. 28	W	58-47	Cincinnati !	N
Dec. 29	W	80-58	LIU Brooklyn	N
Dec. 30	W	44-43	Hawai'i	N
Jan. 3	L	52-91	Texas A&M (24/22) *	A
Jan. 6	L	70-87	Kentucky (6/6) *	H
Jan. 10	L	83-95	Georgia (13/12) *	H
Jan. 13	W	83-75	Ole Miss *	A
Jan. 20	L	69-96	Tennessee (9/9) *	A
Jan. 24	W	61-51	Auburn *	H
Jan. 27	L	58-67	Vanderbilt *	H
Jan. 31	L	59-65	Georgia (13/14) *	A
Feb. 3	L	54-87	Florida *	A
Feb. 6	L	53-65	South Carolina (15/12) *	H
Feb. 10	L	80-91	Arkansas * ^{30T}	H
Feb. 17	L	53-70	Auburn *	A
Feb. 21	L	51-75	Mississippi State *	A
Feb. 24	L	61-67	Florida *	H
Feb. 28	L	42-76	LSU *	A
March 3	L	64-88	Missouri *	H
March 6	W	63-36	Mississippi State #	N

RECORDS & HISTORY

YEAR-BY-YEAR RESULTS

March 7 L 35-77 South Carolina (17/14)# N
 ! Rainbow Wahine Invitational (Honolulu, Hawai'i)
 * Southeastern Conference
 # SEC Tournament (Duluth, Ga.)

2013-14

Record: 14-16 (7-9 SEC/T-Sixth)

Coach: Kristy Curry

Nov. 4	W	73-31	West Alabama (Exh.)	H
Nov. 8	L	70-82	Tennessee-Chattanooga	A
Nov. 11	L	48-62	Nebraska (15/12)	A
Nov. 17	L	57-92	Duke (2/2)	A
Nov. 21	W	70-62	Wisconsin	H
Nov. 25	W	60-32	Alabama A&M	H
Nov. 29	L	76-86	Saint Mary's !	N
Nov. 30	W	69-54	Cal State Fullerton !	N
Dec. 4	L	57-75	UT Martin	H
Dec. 8	W	51-44	Houston	H
Dec. 17	W	75-62	Jacksonville	H
Dec. 20	W	113-105	Troy ^{OT}	H
Dec. 28	L	59-79	Princeton @	N
Dec. 29	W	82-60	Coppin State @	N
Jan. 2	L	63-85	Kentucky (6/6)*	H
Jan. 5	L	58-73	Texas A&M *	A
Jan. 12	W	93-79	Ole Miss *	H
Jan. 16	L	39-61	Auburn *	H
Jan. 19	L	51-77	South Carolina (8/8)*	A
Jan. 23	W	57-55	Kentucky (9/8)*	A
Jan. 26	W	69-66	Georgia *	H
Jan. 30	L	67-75	Florida *	A
Feb. 2	L	54-64	Tennessee (10/10)*	H
Feb. 9	W	59-56	Missouri *	A
Feb. 13	L	55-75	Arkansas *	A
Feb. 16	L	46-71	Texas A&M (14/14) *	H
Feb. 20	W	72-64	Mississippi State ^{OT} *	H
Feb. 23	W	66-62	Vanderbilt (RV/25) *	A
Feb. 27	L	65-70	Auburn *	A
March 2	W	78-60	LSU (RV/23)*	H
March 6	L	65-78	LSU #	N

! Hilton Concord Thanksgiving Classic (Moraga, Calif.)
 @ Cavalier Classic (Charlottesville, Va.)
 * Southeastern Conference
 # SEC Tournament (Duluth, Ga.)

2014-15

Record: 13-19 (2-14 SEC/14th)

Coach: Kristy Curry

Nov. 9	W	80-48	North Alabama (Exh.)	H
Nov. 14	W	60-44	Florida A&M	H
Nov. 16	L	40-90	Duke (7/7)	H
Nov. 18	L	62-64	Jacksonville State	H
Nov. 21	W	85-80	Kansas !	A
Nov. 22	W	72-58	Georgetown !	N
Nov. 23	W	58-51	Temple !	N
Nov. 26	W	75-44	Alabama A&M	H
Nov. 30	L	66-73	Quinnipiac @	A
Dec. 2	W	74-65	USC Upstate	H
Dec. 4	W	68-55	UT Martin	H
Dec. 7	W	53-51	Nebraska (12/15)	H
Dec. 14	L	39-46	Mercer	H
Dec. 16	W	71-27	Arkansas-Pine Bluff	H
Dec. 21	W	87-58	New Orleans	H
Dec. 28	W	71-40	Mississippi Valley State	H
Jan. 2	L	66-78	Kentucky (11/11) *	H

Jan. 4	L	47-64	Georgia (19/19) *	A
Jan. 8	L	59-102	South Carolina (1/1) *	H
Jan. 11	L	63-77	Ole Miss *	A
Jan. 18	L	50-66	Mississippi State (15/18) *	A
Jan. 22	W	51-50	Auburn *	H
Jan. 25	L	52-55	Vanderbilt *	H
Jan. 29	L	54-85	South Carolina (1/1) *	A
Feb. 1	L	42-53	Arkansas *	H
Feb. 8	L	39-51	LSU *	A
Feb. 12	W	67-64	Missouri *	H
Feb. 16	L	49-70	Texas A&M (15/16) *	A
Feb. 19	L	56-77	Tennessee (6/6) *	A
Feb. 22	L	55-57	Mississippi State (14/16) *	H
Feb. 26	L	49-53	Florida *	H
March 1	L	73-80	Auburn *	A
March 4	L	56-66	Vanderbilt #	N

! Hall of Fame Women's Challenge (Lawrence, Kan.)
 @ Hall of Fame Women's Challenge (Uncasville, Conn.)
 * Southeastern Conference
 # SEC Tournament (Little Rock, Ark.)

2015-16

Record: 15-14 (4-12 SEC/12th)

Coach: Kristy Curry

Nov. 9	W	93-34	Faulkner (Exh.)	H
Nov. 13	W	96-44	Alabama A&M	H
Nov. 16	W	93-59	Appalachian State	H
Nov. 22	W	98-35	Mississippi Valley State	H
Nov. 24	W	72-56	Georgia State	H
Nov. 27	W	64-46	Middle Tennessee State !	N
Nov. 28	W	67-60	Utah Valley !	N
Dec. 2	L	65-83	Tennessee-Martin	A
Dec. 6	W	97-50	Alcorn State	H
Dec. 12	W	78-66	Georgetown	H
Dec. 14	W	69-47	North Florida	H
Dec. 18	L	58-70	Georgia Tech	A
Dec. 20	W	72-57	Grambling State	H
Dec. 28	W	68-49	Lipscomb	H
Jan. 3	W	62-45	LSU *	H
Jan. 7	L	48-73	Kentucky (10/9) *	A
Jan. 10	L	48-54	Vanderbilt *	H
Jan. 14	L	59-72	Auburn *	A
Jan. 17	W	64-50	Georgia *	H
Jan. 21	L	72-80	Florida (22/23) *	A
Jan. 25	L	52-67	Vanderbilt *	A
Jan. 28	L	56-59	Texas A&M (10/10) *	H
Jan. 31	L	42-70	Tennessee (19/23) *	A
Feb. 4	W	48-37	Ole Miss *	H
Feb. 7	L	55-59	Auburn *	H
Feb. 11	L	52-63	Missouri *	A
Feb. 18	L	67-69	Arkansas *	A
Feb. 22	L	46-66	South Carolina (3/2) *	H
Feb. 25	W	54-46	Tennessee *	H
Feb. 28	L	52-61	Mississippi State (16/16) *	A
March 2	L	49-58	LSU #	N
March 16	L	52-53	Tulane \$	A

! Nugget Classic (Reno, Nev.)
 * Southeastern Conference
 # SEC Tournament (Jacksonville, Fla.)
 \$ WNIT

RECORDS & HISTORY

WNBA



LINDA BURGESS

Los Angeles Sparks (1997)
Sacramento Monarchs (1998-2000)



DOMINIQUE CANTY

Detroit Shock (1999-2002)
Houston Comets (2003-06)
Chicago Sky (2007-11)
Washington Mystics (2012)



CASSANDRA CRUMPTON MOORER

New York Liberty (1997-98)



SHALONDA ENIS

Washington Mystics (1999)
Charlotte Sting (2000-03)

WNBA



NIESA JOHNSON

Charlotte Sting (1999-2000)



TAUSHA MILLS

Washington Mystics (2000-02)
San Antonio Silver Stars (2003)
Detroit Shock (2007)



NAVONDA MOORE

Minnesota Lynx (2007-08)



POSTSEASON HISTORY

ALL-TIME SEC TOURNAMENT RESULTS

1980 (1-1)

Feb. 7, 1980	W	69-53	Vanderbilt	Knoxville, Tenn.	First Round
Feb. 8, 1980	L	69-77	Kentucky	Knoxville, Tenn.	Second Round

1981 (3-1)

Jan. 29, 1981	W	67-54	Florida	Baton Rouge, La.	First Round
Jan. 30, 1981	W	77-71	Tennessee	Baton Rouge, La.	Second Round
Jan. 31, 1981	W	80-66	Georgia	Baton Rouge, La.	Semifinal
Feb. 1, 1981	L	50-61	Auburn	Baton Rouge, La.	Final

1982 (0-1)

Feb. 26, 1982	L	76-82	Kentucky	Lexington, Ky.	First Round
---------------	---	-------	----------	----------------	-------------

1983 (1-1)

March 3, 1983	W	69-53	Florida	Knoxville, Tenn.	First Round
March 4, 1983	L	73-91	Tennessee	Knoxville, Tenn.	Second Round

1984 (2-1)

March 3, 1984	W	85-66	Tennessee	Athens, Ga.	Second Round
March 4, 1984	W	83-73	Vanderbilt	Athens, Ga.	Semifinal
March 5, 1984	L	65-74	Georgia	Athens, Ga.	Final

1985 (0-1)

Feb. 24, 1985	L	85-87	Vanderbilt	Oxford, Miss.	First Round
---------------	---	-------	------------	---------------	-------------

1986 (1-1)

Feb. 28, 1986	W	71-57	Florida	Athens, Ga.	First Round
March 1, 1986	L	71-88	Georgia	Athens, Ga.	Second Round

1987 (1-1)

March 4, 1987	W	88-76	Mississippi State	Albany, Ga.	First Round
March 5, 1987	L	61-89	Auburn	Albany, Ga.	Second Round

1988 (0-1)

March 4, 1988	L	66-76	Ole Miss	Albany, Ga.	Second Round
---------------	---	-------	----------	-------------	--------------

1989 (1-1)

March 3, 1989	W	59-55	Mississippi State	Albany, Ga.	First Round
March 4, 1989	L	61-89	Tennessee	Albany, Ga.	Second Round

1990 (0-1)

March 2, 1990	L	45-71	Ole Miss	Albany, Ga.	First Round
---------------	---	-------	----------	-------------	-------------

1991 (1-1)

March 1, 1991	W	95-75	Florida	Albany, Ga.	First Round
March 2, 1991	L	69-78	Georgia	Albany, Ga.	Second Round

1992 (0-1)

March 6, 1992	L	87-95	Kentucky	Albany, Ga.	Second Round
---------------	---	-------	----------	-------------	--------------

1993 (2-1)

March 5, 1993	W	106-86	LSU	Chattanooga, Tenn.	First Round
March 6, 1993	W	88-73	Florida	Chattanooga, Tenn.	Second Round
March 7, 1993	L	72-76	Georgia	Chattanooga, Tenn.	Semifinal

1994 (1-1)

March 4, 1994	W	86-84 OT	Ole Miss	Chattanooga, Tenn.	Second Round
March 6, 1994	L	56-72	Tennessee	Chattanooga, Tenn.	Semifinal

1995 (1-1)

March 4, 1995	W	86-72	Arkansas	Chattanooga, Tenn.	Second Round
March 5, 1995	L	70-84	Tennessee	Chattanooga, Tenn.	Semifinal

1996 (2-1)

March 2, 1996	W	65-59	Auburn	Chattanooga, Tenn.	Second Round
March 3, 1996	W	86-70	LSU	Chattanooga, Tenn.	Semifinal
March 4, 1996	L	60-64	Tennessee	Chattanooga, Tenn.	Final

1997 (1-1)

March 1, 1997	W	85-63	Arkansas	Chattanooga, Tenn.	Second Round
March 2, 1997	L	72-83	Florida	Chattanooga, Tenn.	Semifinal

1998 (2-1)

Feb. 27, 1998	W	92-72	South Carolina	Columbus, Ga.	Second Round
Feb. 28, 1998	W	74-61	Florida	Columbus, Ga.	Semifinal
March 1, 1998	L	63-67	Tennessee	Columbus, Ga.	Final

ALL-TIME SEC TOURNAMENT RESULTS

1999 (2-1)

Feb. 25, 1999	W	82-71	South Carolina	Chattanooga, Tenn.	First Round
Feb. 26, 1999	W	76-72	Auburn	Chattanooga, Tenn.	Second Round
Feb. 27, 1999	L	69-80	Tennessee	Chattanooga, Tenn.	Semifinal

2000 (0-1)

March 2, 2000	L	63-67	Kentucky	Chattanooga, Tenn.	First Round
---------------	---	-------	----------	--------------------	-------------

2001 (1-1)

March 1, 2001	W	59-55	Auburn	Memphis, Tenn.	First Round
March 2, 2001	L	52-82	Tennessee	Memphis, Tenn.	Second Round

2002 (0-1)

Feb. 28, 2002	L	60-64	Georgia	Nashville, Tenn.	First Round
---------------	---	-------	---------	------------------	-------------

2003 (0-1)

March 6, 2003	L	48-53	Arkansas	North Little Rock, Ark.	First Round
---------------	---	-------	----------	-------------------------	-------------

2004 (0-1)

March 4, 2004	L	56-63	Mississippi	Nashville, Tenn.	First Round
---------------	---	-------	-------------	------------------	-------------

2005 (1-1)

March 3, 2005	W	62-58	Florida	Greenville, S.C.	First Round
March 4, 2005	L	59-60	LSU	Greenville, S.C.	Second Round

2006 (0-1)

March 2, 2006	L	62-84	Vanderbilt	North Little Rock, Ark.	First Round
---------------	---	-------	------------	-------------------------	-------------

2007 (0-1)

March 1, 2007	L	49-78	Ole Miss	Duluth, Ga.	First Round
---------------	---	-------	----------	-------------	-------------

2008 (0-1)

March 6, 2008	L	62-71	Georgia	Nashville, Tenn.	First Round
---------------	---	-------	---------	------------------	-------------

2009 (0-1)

March 5, 2009	L	49-68	Tennessee	North Little Rock, Ark.	First Round
---------------	---	-------	-----------	-------------------------	-------------

2010 (0-1)

March 4, 2010	L	66-73	Georgia	Duluth, Ga.	First Round
---------------	---	-------	---------	-------------	-------------

2011 (0-1)

March 3, 2011	L	36-60	LSU	Nashville, Tenn.	First Round
---------------	---	-------	-----	------------------	-------------

2012 (0-1)

March 1, 2012	L	38-57	South Carolina	Nashville, Tenn.	First Round
---------------	---	-------	----------------	------------------	-------------

2013 (1-1)

March 6, 2013	W	63-36	Mississippi State	Duluth, Ga.	First Round
March 7, 2013	L	35-77	South Carolina	Duluth, Ga.	Second Round

2014 (0-1)

March 6, 2014	L	65-78	LSU	Duluth, Ga.	First Round
---------------	---	-------	-----	-------------	-------------

2015 (0-1)

March 4, 2015	L	56-66	Vanderbilt	Little Rock, Ark.	First Round
---------------	---	-------	------------	-------------------	-------------

2016 (0-1)

March 2, 2016	L	49-58	LSU	Jacksonville, Fla.	First Round
---------------	---	-------	-----	--------------------	-------------

RECORD VERSUS OPPONENTS IN SEC TOURNAMENT

Arkansas	2-1
Auburn	3-2
Florida	7-1
Georgia	1-7
Kentucky	0-4
LSU	2-4
Ole Miss	1-4
Mississippi State	3-0
Missouri	0-0
South Carolina	2-2
Tennessee	2-9
Texas A&M	0-0
Vanderbilt	2-3

SEC Tournament Overall Record: 25-37

POSTSEASON HISTORY

ALL-TIME NATIONAL POSTSEASON RESULTS

1977 (0-3)

March 22, 1977	L	59-89	Wayland Baptist	Amarillo, Texas	NWIT
March 23, 1977	L	73-88	Belmont	Amarillo, Texas	NWIT
March 24, 1977	L	75-84	Indiana State	Amarillo, Texas	NWIT

1984 (1-1)

Midwest Region

March 18, 1984	W	78-70	Central Michigan	Mt. Pleasant, Mich.	NCAA First Round
March 23, 1984	L	58-65	Tennessee	Knoxville, Tenn.	NCAA Second Round

1988 (0-1)

Midwest Region

March 16, 1988	L	63-77	South Carolina	Columbia, S.C.	NCAA First Round
----------------	---	-------	----------------	----------------	------------------

1992 (1-1)

Midwest Region

March 18, 1992	W	100-87	Tennessee Tech	Tuscaloosa, Ala.	NCAA First Round
March 21, 1992	L	68-98	Western Kentucky	Bowling Green, Ky.	NCAA Second Round

1993 (1-1)

Midwest Region

March 17, 1993	W	102-70	Georgia Southern	Tuscaloosa, Ala.	NCAA First Round
March 21, 1993	L	73-74 OT	North Carolina	Chapel Hill, N.C.	NCAA Second Round

1994 (4-1)

Midwest Region

March 13, 1994	W	96-86	Oregon State	Tuscaloosa, Ala.	NCAA First Round
March 20, 1994	W	84-78	Iowa	Iowa City, Iowa	NCAA Second Round
March 25, 1994	W	73-68	Texas Tech	Austin, Texas	NCAA Sweet 16
March 26, 1994	W	96-82	Penn State	Austin, Texas	NCAA Elite Eight
April 2, 1994	L	66-69	Louisiana Tech	Richmond, Va.	NCAA Final Four

1995 (2-1)

East Region

March 16, 1995	W	82-55	Mount St. Mary's	Tuscaloosa, Ala.	NCAA First Round
March 18, 1995	W	121-120 4OT	No. 20 Duke	Tuscaloosa, Ala.	NCAA Second Round
March 23, 1995	L	56-87	No. 1 Connecticut	Storrs, Conn.	NCAA Sweet 16

1996 (2-1)

West Region

March 15, 1996	W	95-66	Appalachian State	Tuscaloosa, Ala.	NCAA First Round
March 17, 1996	W	88-68	No. 23 N.C. State	Tuscaloosa, Ala.	NCAA Second Round
March 23, 1996	L	76-78 OT	No. 3 Stanford	Seattle, Wash.	NCAA Sweet 16

1997 (2-1)

East Region

March 4, 1997	W	94-50	Saint Francis	Tuscaloosa, Ala.	NCAA First Round
March 16, 1997	W	61-52	St. Joseph's	Tuscaloosa, Ala.	NCAA Second Round
March 22, 1997	L	71-87	No. 15 Notre Dame	Columbia, S.C.	NCAA Sweet 16

1998 (2-1)

Midwest Region

March 13, 1998	W	94-46	UNC Greensboro	Tuscaloosa, Ala.	NCAA First Round
March 15, 1998	W	75-74	No. 25 UCLA	Tuscaloosa, Ala.	NCAA Second Round
March 21, 1998	L	57-71	No. 4 Louisiana Tech	Lubbock, Texas	NCAA Sweet 16

1999 (1-1)

Midwest Region

March 12, 1999	W	80-68	Grambling State	Chapel Hill, N.C.	NCAA First Round
March 14, 1999	L	56-70	No. 11 North Carolina	Chapel Hill, N.C.	NCAA Second Round

2000 (0-1)

March 16, 2000	L	68-70	Chattanooga	Chattanooga, Tenn.	WNIT First Round
----------------	---	-------	-------------	--------------------	------------------

2001 (1-1)

March 15, 2001	W	77-67	Memphis	Tuscaloosa, Ala.	WNIT First Round
March 18, 2001	L	72-84	UAB	Birmingham, Ala.	WNIT Second Round

ALL-TIME NATIONAL POSTSEASON RESULTS

2002 (2-1)

March 13, 2002	W	68-67	Missouri	Columbia, Mo.	WNIT First Round
March 17, 2002	W	99-77	Eastern Kentucky	Richmond, Ky.	WNIT Second Round
March 19, 2002	L	61-79	Michigan State	East Lansing, Mich.	WNIT Quarterfinals

2011 (2-1)

March 17, 2011	W	80-69	Memphis	Memphis, Tenn.	WNIT First Round
March 20, 2011	W	72-70	Northwestern	Evanston, Ill.	WNIT Second Round
March 22, 2011	L	59-74	Toledo	Toledo, Ohio	WNIT Round of 16

2016 (0-1)

March 16, 2016	L	52-53	Tulane	New Orleans, La.	WNIT First Round
----------------	---	-------	--------	------------------	------------------

NCAA Overall Record: 16-10


WNIT Overall Record: 5-5

NWIT Overall Record: 0-3



Alabama advanced to postseason play for the first time under Kristy Curry, and the first time in five seasons, in 2016.


MEDIA/TV ROSTER



0
5-9 • Junior G
LAKYESHA STENNIS
Lexington, Ky.
(Southwest Tenn. CC)



1
6-0 • Junior F
QUANETRIA BOLTON
Anniston, Ala.
(Anniston HS)



2
6-0 • Sophomore G
TRISTA MAGEE
Ellisville, Miss.
(Presbyterian Christian)



3
5-7 • Freshman G
JORDAN LEWIS
Windermere, Fla.
(Lake Highland Prep)



5
5-6 • Junior G
ALANA DA SILVA
Sao Paulo, Brazil
(New Mexico JC)




10
5-9 • Sophomore G
DAIJA RUFFIN
Louisville, Ky.
(UT Martin)




11
6-0 • Junior G
HANNAH COOK
Ozark, Mo.
(Ozark HS)




13
5-7 • Junior G
COCO KNIGHT
Bay Minette, Ala.
(Shelton State CC)



15
5-8 • Junior G
MEESHONTI KNIGHT
Morgan City, La.
(Central Catholic)



20
6-0 • Junior F
ASHLEY WILLIAMS
Covington, Ga.
(Alcovy HS)



21
5-9 • Sophomore G
TAYLOR BERRY
New Orleans, La.
(Mount Carmel Academy)



23
6-0 • Sophomore G
SHAQUERA WADE
Huntsville, Ala.
(Huntsville HS)



25
6-5 • Freshman F
ASHLEY KNIGHT
Austin, Texas
(Lyndon B. Johnson HS)



KRISTY CURRY
Head Coach 4th Season
NORTHEAST LOUISIANA, 1988



KELLY CURRY
Head Coach 4th Season
TEXAS A&M, 1990



BROOKS WILLIAMS
Assist. Coach 1st Season
MISSISSIPPI STATE, 2000




SHEREKA WRIGHT
Assist. Coach 4th Season
PURDUE, 2004



GRANT FAUSSET
Operations 4th Season
PURDUE, 2004



BRIAN JOHNSON
Development/Video 1st Season
TENNESSEE, 2016



TERRY JONES
Strength and Conditioning 29th Season
ALABAMA, 1977



MALLORI CROCKETT
Athletic Trainer 4th Season
ALABAMA, 2009

GRIMSON TIDE



MEOSHONTI **KNIGHT**



QUANETRIA **BOLTON**



SHAQUERA **WADE**