

12

ALABAMA

BASKETBALL

ERICKA RUSSELL
— SR



"I HAVE ALWAYS SAID THIS IS WHAT THIS BUILDING SHOULD BE. IT WILL DEFINITELY HELP US WITH A HOME-COURT ADVANTAGE. WE WANT OPPOSING TEAMS TO DISLIKE COMING HERE. KNOWING THE HISTORY OF THE BUILDING AND WHAT HAPPENED HERE, AND TO SEE IT COME INTO WHAT IT IS TODAY IS SOMETHING SPECIAL."


WENDELL HUDSON

HEAD WOMEN'S BASKETBALL COACH

FOSTER AUDITORIUM

THE NEW HOME OF ALABAMA WOMEN'S BASKETBALL

HOME
RECORD
301 - 135



- BUILT IN **1939**
- TOTAL AREA: **59,798** SQ. FT.
- RENOVATED AREA: **48,280** SQ. FT.
- **REDEDICATION GAME VS. FLORIDA**

2011-12 ALABAMA ROSTER

No.	Name	Pos.	Ht.	Year	Hometown (Last School)
0	*Daisha Simmons	G	5-10	Soph.	Jersey City, N.J. (Rutgers)
1	Aneesah Daniels	F	6-0	Fr.	Decatur, Ga. (Redan HS)
2	Kristin Bush	G	5-7	RS Soph.	Huntsville, Ala. (Huntsville HS)
3	Jasmine Robinson	G	5-7	Soph.	Memphis, Tenn. (Overton HS)
5	Celiscia Farmer	G	6-0	Jr.	Madison, Wis. (Robert E. Lee HS)
10	Meghan Perkins	G	5-11	Jr.	Montgomery, Ala. (Pensacola State College)
12	Shafontaye Myers	G	5-8	Soph.	Newbern, Ala. (Sunshine HS)
14	Erin Hogue	G/F	6-0	Jr.	Birmingham, Ala. (Samford University)
15	Erika Waters	G	5-6	Soph.	Lawrenceville, Ga. (Peachtree Ridge HS)
21	Kyra Crosby	F	6-1	Jr.	Powder Springs, Ga. (Gulf Coast CC)
22	Khristin Lee	G	5-9	Soph.	Birmingham, Ala. (Erwin HS)
23	Ericka Russell	G	5-7	Sr.	Tuscaloosa, Ala. (Northridge HS)
25	*Briana Hutchen	F	6-1	Soph.	Baltimore, Md. (Rutgers)
30	*Brittany Jack	F	6-0	Soph.	Suwanee, Ga. (Peachtree Ridge HS)
33	Jessica Merritt	G	5-8	Jr.	Talladega, Ala. (Pensacola State College)
40	Kaneisha Horn	F	6-1	Soph.	Birmingham, Ala. (Ramsay HS)

Head Coach: Wendell Hudson (Alabama, 1973), Fourth Season
Associate Head Coach: Ty Evans (Wisconsin-Whitewater, 1995), Fifth Season
Assistant Coach: Leah Drury (Alabama, 2007), Second Season
Assistant Coach: Robert Mosley (Miles, 1999), Second Season
Director of Basketball Operations: Keisha McClinic (Middle Tennessee State, 2005), First Season
Director of Player Development: Martha King (Trinity, 2008), First Season
Graduate Assistant: Jeanne Walker (Alabama, 2011), First Season

**will sit out the 2011-12 season due to NCAA transfer rules*

MEDIA RELATIONS STAFF



DOUG WALKER
 Associate Athletic Director for
 Media Relations
 Office: (205) 348-7245
 e-mail: dwalker@ia.ua.edu



ROOTS WOODRUFF
 Associate Director of
 Media Relations
 Office: (205) 348-2088
 e-mail: rwoodruff@ia.ua.edu



JEFF PURINTON
 Associate Athletic Director for
 Football Communications
 Office: (205) 348-3631
 e-mail: jpurinton@ia.ua.edu



RICH DAVI
 Assistant Director of
 Media Relations
 Office: (205) 348-3550
 e-mail: rdavi@ia.ua.edu



JOSH MAXSON
 Associate Director of
 Media Relations
 Office: (205) 348-7496
 e-mail: jmaxson@ia.ua.edu



JESSICA PARÉ (WBB CONTACT)
 Assistant Director of
 Media Relations
 Office: (205) 348-3673
 e-mail: jpare@ia.ua.edu



TY PATTON
 Associate Director of
 Media Relations
 Office: (205) 348-5041
 e-mail: tpattson@ia.ua.edu



SKIP POWERS
 Assistant Director of
 Media Relations
 Office: (205) 348-6734
 e-mail: spowers@ia.ua.edu

TABLE OF CONTENTS

INTRODUCTION

Table of Contents 1
 Roster 1
 Media Relations Staff 1
 Quick Facts 2
 Schedule 2
 Media Information 3
 Foster Auditorium 4
 Southeastern Conference 5
 The University 6-7
 Mal Moore/Senior Support Staff 8
 President Dr. Robert E. Witt 9

OUTLOOK

Preview 10
 Opponents 11-13

THE TEAM

Player Profiles 14-37
 Coaching Staff 38-45
 Support Staff 46

2010-11 REVIEW

2010-11 Review 47-63

RECORDS AND HISTORY

Year-by-Year Team Statistics 64
 Team Scoring Records 65
 Individual Scoring Records 66
 Field Goal Records 67-68
 Free Throw Records 69
 1,000 Point Club 70-73
 Rebound Records 74
 Assist Records 75
 Steals, Blocks and Games Records 76
 vs. AP Top 25/100-plus Point Games 77
 Home Game Records 78
 Coaching Records 79
 All-Time Roster 80-81
 All-Time Jersey Numbers 82-83
 Assistant Coaches 83
 All-Americans 84-85
 SEC Awards 86
 Miscellaneous Awards 87
 Academic Awards 88-89
 All-Time Series Results 90-97
 Year-by-Year Results 98-105
 Conference Series Records 106-107
 All-Time SEC Tournament Results 108-109
 All-Time Postseason Results 110-111
 Radio/Television Chart 112



QUICK FACTS

UNIVERSITY FACTS

Founded 1831
Location Tuscaloosa, Ala.
Enrollment 31,747
NicknameCrimson Tide
ColorsCrimson and White
President.....Dr. Robert E. Witt
Athletic DirectorMal Moore
Senior Associate AD/SWAMarie Robbins
Faculty Athletics Representative .. Dr. Kevin Whitaker
Conference Southeastern
Facility..... Foster Auditorium
Capacity 3,800

TEAM FACTS

2010-11 Record..... 18-15
2010-11 SEC Record5-11
Postseason Finish WNIT Round of 16
Letterwinners Returning/Lost7/5
Newcomers..... 7

HISTORY

First Season 1974
Overall Record.....633-461 (.579)
All-Time SEC Record130-215 (.377)
All-Time Home Record.....301-135 (.690)
NCAA Appearances10 ('84, '88, '92-'99)
WNIT Appearances.....4 ('00-'02, '11)

COACHING STAFF

Head Coach..... Wendell Hudson
Alma MaterAlabama, 1973
Season at Alabama..... Fourth
Record at Alabama43-50 (.462)
Overall Record.....282-177 (.614)
Associate Head Coach.....Ty Evans
Alma Mater Georgia, 2008
Season at Alabama..... Fifth
Assistant CoachLeah Drury
Alma MaterAlabama, 2006
Season at Alabama..... Second
Assistant CoachRobert Mosley
Alma MaterMiles, 1999
Season at Alabama..... Second
Director of Operations.....Keisha McClinic
Alma Mater Middle Tennessee, 2005
Season at Alabama..... First
Director of Player Development..... Martha King
Alma Mater Trinity, 2008
Season at Alabama..... First

2011-12 SCHEDULE

Table with 6 columns: Day, Date, Opponent, Location, Time, TV. Lists 32 games from Nov. 6 to April 3, including opponents like Auburn-Montgomery, Nicholls State, and SEC Tournament.

U.S. Virgin Islands Paradise Jam (St. Thomas, U.S. Virgin Islands)

* Southeastern Conference Games

All times listed in Central Time and subject to change

CREDITS

The 2011-12 University of Alabama Women's Basketball Media Guide was produced by the staff of the UA Athletics Media Relations Office. The publication was written and edited by Jessica Paré with assistance from Rachel Loe, Rebekah Templeton and Jennifer Nichols. Photography by UA Athletics Director of Photography Kent Gidley and his student assistants. Special thanks to the Crimson Tide coaching staff, Brent Hollingsworth for the cover design and the staff of the SEC office. Copyright 2011 by the Board of Trustees of the University of Alabama. "Roll Tide", "Crimson Tide", "Bama" and the primary and secondary logos are registered trademarks of The University of Alabama.

ALABAMA MEDIA RELATIONS OFFICE

The Alabama Athletic Media Relations Office is located on the ground level of Coleman Coliseum.

Phone: (205) 348-6084

Fax: (205) 348-8841

Mailing Address

Alabama Athletic Media Relations
PO Box 870391
Tuscaloosa, AL 35487

Overnight Shipping

Alabama Athletic Media Relations
Coleman Coliseum – Room 170
323 Bryant Drive
Tuscaloosa, AL 35401

MEDIA CREDENTIALS

Credentials are required for access on the floor at all University of Alabama home women’s basketball games. Direct media credential requests in writing on company letterhead to Jessica Paré in the Alabama Media Relations Office. Place cards on press row identify your seat. Credentials may be picked up at the Media Will Call table in Foster Auditorium.

Photographer credentials should also be made in writing on company letterhead. The photo area includes both ends of the court.

You must notify Paré within 48 hours if you are planning to attend the game for parking purposes. If you do not, you will not be added to the parking list and will have to find parking on your own.

INTERVIEWS

Alabama Head Coach Wendell Hudson and student-athletes are available for interviews in person or, with prior arrangement, by telephone. Alabama practices will be in Foster Auditorium. Practices are open to members of the media, with Hudson and student-athletes available following the completion of practice, depending upon class schedules and/or travel or other plans. Media wishing to attend practice should contact the Alabama Media Relations Office at least one hour before practice is scheduled to begin. Contact Jessica Paré to obtain that day’s practice plans.

On game day, only postgame interviews are allowed. Please arrange all interviews through Paré at (205) 348-3673.

RADIO BROADCASTS

Visiting teams wishing to broadcast games from Foster Auditorium are provided access to one phone line. The calls are charged to the visiting radio network. Should an additional

line be required, broadcasters must arrange their own hookup through the University of Alabama Telecommunications Office at (205) 348-6300. Visiting radio broadcasters must call in advance or have their media relations office notify Alabama that they will be broadcasting the game and will require credentials. Alabama provides a monitor that is hooked up to the computer stats program (Automated Scorebook) so that the electronic media can have up-to-the-second stats.

GAME SERVICES

Complete team and individual statistics (box score), quotes and a running play-by-play are provided to the media who cover the Crimson Tide at home. Copies of stats, game notes, media guides and roster sheets are available in the Media Workroom. Complete books, which include the box and play-by-play, will be brought to the Media Workroom/post-game interview room promptly following the game’s conclusion. Brief quotes from Wendell Hudson and the visiting coach, as well as some of Alabama’s student-athletes are included in the postgame package. At home games, with five minutes remaining, a member of the Media Relations staff will collect postgame interview requests. Approximately ten minutes after the game ends, the two head coaches and the players requested will come to the interview room adjacent to press row in Coleman Coliseum or the upstairs media room in Foster Auditorium.

Ample electrical outlets and phone jacks are available in the workroom in Foster Auditorium for media to write and file their story. Anyone wishing to install a private phone line must do so several weeks in advance by calling University Telecommunications Office (205) 348-6300.

INTERNET

Information about University of Alabama athletics can be found on the internet at RollTide.com. Information on the site includes rosters, schedules, results, stats, box scores and biographical information. Some photos are also available on the site. In addition, members of the media can access high-resolution photos of Tide student-athletes and teams via the Crimson Tide Digital Media platform (CrimsonTideMedia.com), as well as access a centralized location for helpful information on covering the Tide and credential requests.

From the website, Tide fans can also find a link to listen to Alabama games live via the internet and follow home game action via live stats.

Wireless internet is available throughout Foster Auditorium.

VIDEO FOOTAGE/SATELLITE FEEDS

The University of Alabama, through Crimson Tide Sports Marketing and the Crimson Tide Sports Network, offers a weekly 15-minute satellite feed consisting of interviews with coaches and athletes, taped highlights and a narrated taped package. The package is offered September through May. During the season, the women’s basketball team is included in this package. For its key home games, Alabama may offer a feed following the game that night.

Please call Tom Roberts at CTSM (205) 348-9610, for more details including the time and coordinates if you are interested in taking the feed. To obtain videotaped footage of the team, please contact CTSM at the above number.

SOCIAL MEDIA

In addition to RollTide.com, news, video and features on the Alabama women’s basketball team can be found on Facebook, Twitter and YouTube by searching for AlabamaWBB.

SEC VIDEO FEEDS/TELEVISION



MICK GILLISPIE

Participating news affiliates can also select individual clips to insert directly into online stories. Television stations also have access to an FTP account to run content on-air. The SEC Affiliate Network is managed through XOS Digital. To join, please request a participation form from the program’s director, Anna Marie Neri, at aneri@xosdigital.com or at 407.670.5049.

RADIO NETWORK

Alabama women’s basketball can be heard on the radio by tuning into one of the 15 stations state-wide as part of the Crimson Tide Sports Network (CTSN). Mick Gillispie will provide the play-by-play for the fifth consecutive season.



FOSTER AUDITORIUM



The University of Alabama Athletics Department renovated and expanded Foster Auditorium to create a new home for the Crimson Tide's volleyball and women's basketball programs, beginning in 2011. The remodel of Foster included refurbishing the arena portion of the building with new seating both on the floor level and the second level which overlooks the court, creating an impressive competitive atmosphere for both sports.

"We are pleased to be able to renew and restore Foster Auditorium to its position as a vital hub of campus life," Alabama Director of Athletics Mal Moore said. "Our volleyball and women's basketball programs will have a tremendous arena to practice and play in that is located in the heart of campus."

The restoration of the venerable three-story building was completed in January of 2011 in time for the women's basketball game between Alabama and Florida on Feb. 13, 2011, when the Tide defeated the Gators 64-59.

"I have always said this is what this building should be," Alabama head women's basketball coach Wendell Hudson said. "It will definitely help us with a home-court advantage.

We want opposing teams to dislike coming here. Knowing the history of the building and what happened here, and to see it come into what it is today is something special."

The renovation also included suites for both programs that house the teams' locker rooms, team areas, meeting and video rooms and coaches' offices. A weight room and athletics training facilities were also included in the project.

Originally built in 1939, Foster Auditorium was named in 1942 for Richard Clarke Foster, president of the University of Alabama from 1937-41. It was the largest and most expensive of 14 buildings added to campus between 1936 and 1939 using funds from the Public Works Administration.

In its original capacity, Foster served as home for intramurals sports, graduations, concerts, lectures and campus meetings. It also served as the home of several varsity athletic programs over the years, including men's basketball from 1939-68, women's volleyball from 1974-81 and 1989-95, women's basketball, which played selected games in Foster, from 1975-81, and gymnastics from 1975-84.

Additionally, the women's athletic program, including coaches and administrative offices, was located in Foster during the 1970s through the early 1980s.

The volleyball program, which began in 1974, practiced and competed in Foster for 15 seasons (1974-81 and 1988-95). The volleyball program was the last team to leave Foster, moving to Coleman Coliseum beginning with the 1996 season. After playing four seasons (1996-99) on the main Coleman Coliseum floor, volleyball competed in the Coleman Auxiliary Volleyball Extension (CAVE) for 11 seasons (2000-10), before returning to Foster Auditorium in 2011.

Women's basketball played 35 games in Foster from 1975-81, splitting time between Foster Auditorium and the main floor of Coleman Coliseum, until permanently moving to Coleman Coliseum from 1981-2011. Following the completion of the renovation, women's basketball played their final three home games of the 2010-11 season in Foster.



With eight national championships, 10 runner-up finishes, a nation-leading 34 Final Four appearances and 110 first-team All-America honors, the Southeastern Conference stands firmly as the nation's premier intercollegiate women's basketball conference.

BY THE NUMBERS



- The SEC has posted impressive non-conference records in the last decade. The SEC compiled a 131-49 (.728) non-conference record during the 2009-10 season.



- Since the 1990 season, the SEC has compiled a 2914-894 (.765) record against other conferences. The league has recorded 150-plus wins during eight seasons and has never recorded a non-conference winning percentage below .723.



- SEC teams have earned appearances in 25 of 30 NCAA Final Fours, an accomplishment unmatched by any other league.



- Overall, SEC squads have filled 34 of the 120 Final Four berths, including having two Final Four teams in 1988 (Auburn, Tennessee), 1989 (Auburn, Tennessee), 1995 (Georgia, Tennessee), 1996 (Georgia, Tennessee), 1998 (Arkansas, Tennessee), 2004 (LSU, Tennessee), 2005 (LSU, Tennessee), 2007 (LSU, Tennessee) and 2008 (LSU, Tennessee).



- SEC teams have made 18 appearances in a nation-high 16 NCAA Championship games, winning eight NCAA Championships (Tennessee: 1987, 1989, 1991, 1996, 1997, 1998, 2007 and 2008).



- The league also had the distinction of providing both national finalists twice in its history in 1996 (Tennessee 83, Georgia 65) and in 1989 (Tennessee 76, Auburn 60).



- SEC teams have won 335 NCAA Tournament games against 172 losses (.661) for an average of 11.2 NCAA wins per year.



- In addition, all 12 current members have appeared in the NCAA Tournament.



- The SEC has paced the pack in NCAA tournament bids 21 times in its 30-year history.



- The SEC was the first league to ever have eight teams invited to the NCAA Tournament, doing so in 1999 and 2002.



- The SEC was also the first league to ever have seven teams invited to the NCAA Tournament and earned this honor a leading seven times (1986, 1991, 1995, 1996, 1997, 2003, 2004).

- The SEC is one of a handful of leagues to have won three national tournament titles with eight NCAA, two WNIT and three NWIT. Along with the eight NCAA championships won by Tennessee, Arkansas (1999) and Auburn (2003) captured the current Women's NIT titles.

But the first-ever SEC national title belongs to Georgia, winners of the 1981 NWIT which predates the current NCAA tournament. LSU (1985) and Kentucky (1990) each won NWIT titles. Both Arkansas (1987) and South Carolina (1979) won the WNIT as members of their previous conferences.

- In 2003, Auburn won the WNIT title with wins over South Alabama, Florida State, Richmond, Creighton and Baylor. In 1999, the Arkansas Lady Razorbacks defeated Wisconsin 76-64 to claim the SEC's first WNIT championship.

- In 1981, Georgia defeated Pittsburg, California and Arizona State (in OT) to capture the NWIT Championship, the first-ever national championship of any kind for the SEC in women's basketball.

- Since the SEC began to sponsor women's basketball in 1982, it has failed only three times to place at least four members in each of the final polls (the USA Today/ESPN poll began in 1986).

- Last season, the SEC had two in the final AP poll and three in the final coaches poll.

- In terms of rankings, the SEC has the richest history of any conference in the nation, boasting more poll appearances than any other.

- Since the 1982 season, SEC teams have been ranked 532 consecutive weeks in the AP Poll.

- League teams have been ranked 2,694 times, including 1,306 Top 10 appearances and 743 Top 5 appearances.

- SEC teams can also boast of 136 No. 1 rankings in the AP Poll.

- The league has had the top three teams in the AP Poll twice. In week three in 2005 and in week eight in 1989.

- A nation-leading eight SEC teams were ranked at one point in the AP and CNN/USA Today Top 25 polls during the 1995-96 season. The league mirrored that feat during the 1996-97 season.

NCAA NUMBERS

NCAA Appearances

SEC	180
ACC	140
Big Ten	121
Big East	117
Pac-12	94
Big 12	91
Atlantic 10	72
Sun Belt	47
C-USA	46
MVC	39

NCAA Titles

SEC	8
Big East	8
ACC	2
Big 12	2
Pac-12	2
Sun Belt	1
Big Ten	1
Independents	1

NCAA Tournament Wins

SEC	335
ACC	200
Big East	198
Big Ten	144
Big 12	133
Pac-12	127
Sun Belt	65
Atlantic 10	57
Independents	32

Final Four Appearances

SEC	34
Big East	18
ACC	14
Pac-12	10
Sun Belt	8
Big Ten	8
Big 12	7
Independents	6
Colonial	1

Life on The University of Alabama campus is defined by opportunities. If you want to get involved, join one of more than 300 student organizations, help plan concerts and speaker series, participate in intramural teams or run for student government.

If you enjoy the arts, you can take advantage of a rich and varied schedule of musical, dance and theatre performances, art galleries and exhibitions, lectures and readings by writers, poets and experts on every topic imaginable. You can enrich your knowledge of the state and University's history by visiting one of UA's fine museums, which house countless historical artifacts and offer hands-on exploration opportunities.

From the architecture on campus to the landscaping, The University of Alabama campus is one of the most beautiful places in the state of Alabama.

The Ferguson Center, completed in 1973, was named for Hill Ferguson, a member of the Board of Trustees. Plans at the time called for the building to be constructed over Woods Hall, but it was built just to the north thanks to a student campaign to save the art building.

The Ferguson Center Game Room located on the first floor is the perfect place to unwind, test your skill at a video game, play a friendly game of pool or ping-pong, or enter a campus tournament. With seven pool tables, video games, a ping-pong table, computer gaming and televisions, the Game Room offers a fun escape to the daily pressures of college life.

The University of Alabama offers a complete educational, cultural and social experience. Whatever your interests, you'll find a group, an organization, an activity or a program that will appeal to you at UA.

The newly expanded Student Recreation Center offers first-class recreation facilities to students, faculty and staff. It includes two multi-use gyms, nine multi-purpose courts, weight machines, 1/8-mile jogging track, extensive cardio area, locker rooms, indoor swimming pool, dry and steam saunas, 12 lighted tennis courts, four aerobics rooms, eight racquetball courts and a squash court—together encompassing more than 200,000 square feet. The facility's outdoor aquatic area, which opened in the summer of 2003, features a lazy river, lap swim, large water-park-type slide and lots of deck space.



**ON
CAMPUS**



Life at The Capstone is full of opportunities ...

TOP RANKED

Ranked among the top 50 public universities in the nation in U.S. News and World Report's annual college rankings for more than a decade, UA ranked 31st among public universities, its highest ranking ever, in the 2012 rankings. UA's latest college rankings include:

- The School of Law is ranked 35th among all law schools in the nation, spring 2011.
- The Manderson Graduate School of Business ranks 32nd among public universities and 63rd among all universities, spring 2011.
- The School of Library and Information Studies is ranked 22nd nationally, spring 2009.

Enrollment at The University of Alabama reached a record high of 31,747 for fall 2011. The entering freshman class, at 5,772 students, is the largest in UA history and includes 1,614 students who had a 4.0 or higher high school grade point average.

The University of Alabama's fall 2010 freshman class ranked 6th in the nation among public universities in the enrollment of National Merit Scholars. While rankings for the 2011 freshman class are not yet available, 182 National Merit Scholars are enrolled in this fall's freshman class, up by more than 50 over last year's 128.

The University of Alabama has produced a total of 15 Rhodes Scholars. And, in the past 25 years, UA has produced 34 Goldwater Scholars, 21 Hollings Scholars and seven Truman Scholars. UA scored a perfect four out of four with Goldwater Scholars in 2011 as all four UA students who applied were named recipients of the elite academic award.

The University of Alabama led the nation with a record 10 students named to USA Today's 2010 All-USA College Academic Team. UA has had great success in placing students on this national team that honors the "best of the best" undergraduate academic all-stars from across the nation, having placed 46 students on the team since 2003. In addition to this year, UA also had the most students on the list in 2003, 2005, 2006, 2008 and 2009 and tied for the top spot in 2007.

PRWeek Magazine has recognized the public relations program in The University of Alabama's College of Communication and Information Sciences as one of the top five programs in the nation each of the last three years.

University of Alabama students are committed to community service: In the 2009-2010 academic year, some 15,100 UA students completed more than 710,000 hours of community service with more than 120 community partners. Additionally, 120 UA faculty members offered service-learning courses, and an estimated 5,300 students participated in them.

The University of Alabama has been named to the President's Higher Education Community Service Honor Roll by the Corporation for National and Community Service. The Community Service Honor Roll is the highest federal recognition a school can achieve for its commitment to service learning and civic engagement.



from athletic events and cultural experiences ...



to Greek life and everything in between.



MAL M. MOORE

A T H L E T I C S D I R E C T O R

The University of Alabama's Director of Athletics since 1999, Mal Moore has made an indelible mark on one of the nation's most storied athletic programs, leading a department that has enjoyed tremendous success athletically and academically while enjoying an unprecedented period of growth during his tenure.



lead Alabama athletics in the 21st century.

His leadership has been crucial in helping guide Alabama through a period that has been, at times, extremely challenging. His guidance and effort helped Alabama athletics weather the storm, while continuing to move in a positive direction toward a future that holds great promise.

Moore's dedication to, and love of, the University of Alabama was recognized on March 28, 2007, when as a permanent tribute to his lifelong contributions to The University of Alabama, the Board of Trustees of The University of Alabama System officially dedicated the facility formerly known as The Football Building as the Mal M. Moore Athletic Facility.


Under Moore's direction, Alabama's athletic teams have produced three national championships – the 2009 football title and the 2002 and 2011 NCAA gymnastics championships – as well as several Southeastern Conference championships, winning titles in football, gymnastics, men's basketball, women's golf, men's golf, men's cross country, baseball and softball; taking SEC tournament titles in both baseball and softball. Alabama athletes have earned some of the highest honors the SEC and NCAA have to offer, including SEC Athlete of the Year, SEC Scholar-Athlete of the Year, NCAA Top VIII, NCAA Post-graduate Scholarships and NCAA Sportsman of the Year. These honors are over and above the individual conference and national titles that Alabama athletes continue to bring home to the Capstone on a regular basis.

In addition to making his mark on Alabama, Moore has also had a national impact as a key member of several prestigious NCAA and college football committees. Moore has served on the NCAA Division I Football Issues Committee, the SEC Athletic Directors Bowl Advisory Committee and the Big Six Conferences Minority Coaches Forum.

Moore's distinguished record of service to UA began more than 50 years ago when he joined the Crimson Tide football squad as a scholarship player for Coach Paul "Bear" Bryant from 1958-62. Moore has the distinction of being a part of eight national championship teams (1961, 1964, 1965, 1973, 1978, 1979, 1992 and 2009) with the first coming as a player, the next six during his coaching career and the most recent during his tenure as director of athletics. As a player and coach, he was also part of 14 SEC championships and 27 bowl trips. He is the only individual connected with the Alabama program to be a part of eight national championships.

During a coaching career that spanned 31 years, Moore spent 22 of those at Alabama with stops at Montana State, Notre Dame and the NFL's St. Louis/Phoenix Cardinals. At Alabama, Moore started as a graduate assistant under Coach Bryant in 1964, then as defensive backfield coach for six seasons (1965-70) before becoming quarterbacks coach from 1971-82, serving as the Tide's first offensive coordinator starting in 1975. He would go on to coordinate all of the offensive plays for several of Alabama's national championship football teams.

A 1963 graduate of The University of Alabama, Moore holds both an undergraduate degree in sociology and a 1964 Master's degree in secondary education from the Capstone. Moore was born December 19, 1939, in Dozier, Ala. He and the late Mrs. Charlotte Moore have one daughter, Mrs. Steve (Heather) Cook of Scottsdale, Ariz., a granddaughter, Anna Lee, and a grandson, Charles Cannon.



Through his guidance, Alabama's athletic department remains focused on his vision of having all Crimson Tide athletic teams and student-athletes competitive at the highest level nationally while continuing to elevate athletic facilities at the Capstone to premier status nationally for all sports.

During his tenure as Director of Athletics, Moore has overseen more than \$200 million of capital improvements to University of Alabama athletic facilities. Those projects have encompassed the entire scope of all Crimson Tide athletic programs and have benefitted every Alabama student-athlete, coach, and administrator.

Throughout his multi-faceted career, Moore has worked with a diversified field of constituents, from fellow coaches and former players, to fans and the business community. All of those experiences and relationships - in addition to his ability to unify those many constituents - have made him the ideal person to



FINUS GASTON SENIOR ASSOCIATE A.D. CHIEF FINANCIAL OFFICER/TECHNOLOGY ADVANCEMENT	MILTON OVERTON SENIOR ASSOCIATE A.D. RESEARCH AND TECHNOLOGY ADVANCEMENT	KEVIN ALMOND ASSOCIATE A.D. SPORT SERVICES	CHRIS BESANCENY ASSISTANT A.D. TICKET OFFICE / TIDE PRIDE	JON DEVER ASSISTANT A.D. STUDENT SERVICES	JON GILBERT ASSOCIATE A.D. EXTERNAL OPERATIONS
--	---	---	--	--	---




CAROL PARK ASSOCIATE A.D. BUSINESS OPERATIONS	MARIE ROBBINS ASSOCIATE A.D. S.W.A.	RONNIE ROBERTSON ASSOCIATE A.D. DEVELOPMENT	DOUG WALKER ASSOCIATE A.D. MEDIA RELATIONS	MIKE WARD ASSOCIATE A.D. COMPLIANCE	DR. KEVIN WHITAKER FACULTY ATHLETIC REPRESENTATIVE
--	---	--	---	--	--



DR. ROBERT WITT

P R E S I D E N T



As president of The University of Alabama, Dr. Robert E. Witt has committed the University to an ambitious plan for academic growth and achievement.

His goals include increasing enrollment by recruiting academically talented students from Alabama and across the country, stimulating significant growth in research and strongly supporting the state's economic development efforts. Under his leadership, enrollment has reached record levels and now numbers more than 30,000.

Academic quality and scholarship opportunities for deserving students have increased significantly. The University ranks 6th nationally among public universities in the enrollment of National Merit Scholars and leads the nation in the number of students named to *USA Today's* All-USA College Academic Teams.

Since its inception in 2003, the University's Honors College has grown exponentially, and currently enrolls more than 1,300 freshmen each year. UA's loyal alumni and friends continue to provide a high level of support to the University, with private giving having an important impact on the University's ability to fund scholarships, faculty support and construction projects.

Prior to joining The University of Alabama in 2003, Dr. Witt spent 35 years as a faculty member and administrator in the University of Texas System. He received his B.A. in economics from Bates College, his M.B.A. from Tuck School at Dartmouth College, and his Ph.D. from Penn State University. He serves on the boards of directors of the West Alabama Chamber of Commerce, the Black Warrior Council Boy Scouts of America, and the American Cast Iron Pipe Company. He is a member of the Tuscaloosa County Industrial Development Authority. Dr. Witt and his wife, Sandee, have five grandchildren.



2011-12 SEASON PREVIEW

GUARDS

Alabama has a plethora of guards on its 2011-12 roster, which includes seven returnees and three newcomers. Among the returning guards is lone senior Ericka Russell, who will be looked upon for leadership both on and off the court. Russell, a native of Tuscaloosa, has been a steady fixture in the Tide lineup since joining the squad in 2008 starting in all but 11 games. She has scored in double-figure points on 51 occasions, including a career-high 30 points in the 2010 SEC Tournament against Georgia. In the final regular season game of the 2011 season, Russell buried eight three-pointers at Arkansas, tying the school record for threes in a single game. The week prior, she was named SEC Player of the Week after leading Alabama to wins against Auburn and Mississippi. Russell is on pace to be the 23rd member of the Tide's 1,000 Point Club as she is just 11 points shy of the milestone. Joining Russell is junior Celiscia Farmer, who averaged 2.7 points per game for Alabama a season ago while playing approximately 10 minutes per game. The Tide's sophomore class includes five returning guards in Kristin Bush, Khristin Lee, Shafontaye Myers, Jasmine Robinson and Erika Waters. Lee and Robinson both saw a good amount of time as freshmen as Lee averaged 12.9 minutes per game and Robinson 25.3 minutes per contest. In addition, Robinson was named SEC Freshman of the Week following wins against N.C. State and Georgia Southern after chipping in a career-high 19 points versus the Wolfpack. Myers returns as one of Alabama's top three-point threats making at least one shot from beyond the line in 15 of the 24 games she appeared in. She was also clutch from the free throw line in the Tide's win at Arkansas hitting eight of her nine tries. Bush and Waters joined the squad in January as walk-ons and did not see any game time during the 2011 season.

The Tide's three newcomers have all had much success at the previous stops as junior college transfers Jessica Merritt and Meghan Perkins both join the Tide following a third-place national finish at Pensacola State College a season ago. Ranked as the No. 5 overall junior college player in the nation, Merritt averaged 14.8 points per game and 5.8 rebounds per contest in 2011 and was named to the State Farm Coaches' All-America Team. She helped

lead the Lady Pirates to a third-place finish last season while averaging 14.8 points per game in addition to 5.8 rebounds per contest. Merritt was an All-Panhandle Conference First Team selection in 2011 after earning second-team honors in 2010. Perkins, the No. 18 overall junior college player, was named to the State Farm Coaches' All-America Team in addition to earning Panhandle Conference Player of the Year honors. Perkins helped lead the Lady Pirates to a third-place finish at the 2011 national championship while averaging 15.5 points per game and 7.2 rebounds per contest. Perkins had her top scoring output against Florida Gulf Coast chipping in 33 points. Simmons spent her rookie season at Rutgers, where she scored in all but seven games she played in and started in four contests for the Scarlet Knights. As a high school star at Gill St. Bernard High School, Simmons set the all-time scoring record with 2,488 points while registering one quadruple-double, eight triple-doubles and six double-doubles during her senior season. She was a three-time Courier Post Player of the Year and earned Star-Ledger Player of the Year honors in 2010. Simmons, however, will have to sit out the 2011-12 season due to NCAA transfer rules.

FORWARDS

Of the six forwards on the 2011-12 squad, two are returnees and four are new to the crimson and white. Junior Erin Hogue is back for her second season with the Tide, however, she was sidelined for a good portion of the 2010-11 season after rupturing her achilles. Hogue had her best offensive outing of the season against Vanderbilt finishing with eight points, one rebound and one assist in 16 minutes. Also returning for Alabama is sophomore Kaneisha Horn, who is out indefinitely after having ACL surgery. Horn, an SEC All-Freshman Team selection in 2011, started in 28 games for the Tide a season ago where she averaged 8.6 points and 5.7 rebounds per game.

Alabama received a boost on the forward front when the No. 1 junior college player in the nation, Kyra Crosby, announced she would be signing with the Tide. Crosby, who led Gulf Coast Community College to the NJCAA National Championship in 2010, was a 2011 State Farm Coaches' All-American and a two-time All-Panhandle Conference First Team selection. She aver-

aged 19.5 points per game as a sophomore in addition to 8.5 rebounds, 3.0 steals and 2.0 blocks per contest. Her top statistical outing came against Chipola College on Jan. 8, 2011 where she recorded 29 points, 30 rebounds and 10 steals. Also new to the Alabama lineup in true freshman Aneeshah Daniels. Daniels, a native of Decatur, Ga., was ranked the No. 96 overall recruit from ESPNU HoopGurlz and No. 69 recruit by the Dan Olson Collegiate Girls Report. She was selected as the Georgia 4A Region Player of the Year and was a 2010 Atlanta Tipoff Club Early-Season All-Metro Team honoree. As a junior, Daniels helped lead Redan High School to a 30-1 record and the state championship. The Tide welcomes another pair of forwards, who will have to sit out the season because of transferring, in Briana Hutchen and Brittany Jack. Hutchen started her career at Rutgers where she appeared in 28 games for a combined 181 minutes. In high school, Hutchen was named the Baltimore Sun Girls Player of the Year after averaging 17 points and 15 rebounds per game for St. Frances High School. Jack, who played one season at Samford, played an average of 12.6 minutes per contest for the Bulldogs, shooting 46.7 percent from the floor. Jack had a season-high 10 points against Central Connecticut. In high school, Jack was a two-time all-county and all-region player averaging 14.2 points and 7.8 rebounds per game at Peachtree Ridge High School.



Senior Ericka Russell enters the 2011-12 season 11 points shy of the 1,000 point milestone.

2011-12 OPPONENTS











 AUBURN-MONTGOMERY	<p>Game Date: Nov. 6 in Tuscaloosa Ala. 2010-11 Record: 14-16 Postseason: N/A Head Coach: Dan Davis Conference: Southern States Athletic</p>	<p>Series Record: Alabama leads 2-0 In Tuscaloosa: 1-0 In Montgomery: 1-0 At Neutral Site: N/A Last Meeting: Dec. 15, 1990 Alabama 78, AUM 57</p>	<p>Media Relations Contact Name: Tim Lutz E-mail: tlutz1@aum.edu Phone: 334-244-3832 Web Site: aumathletics.com</p>
 NICHOLLS STATE	<p>Game Date: Nov. 12 in Tuscaloosa Ala. 2010-11 Record: 8-21 Postseason: N/A Head Coach: DoBee Plaisance Conference: Southland</p>	<p>Series Record: First meeting In Tuscaloosa: N/A In Thibodaux: N/A At Neutral Site: N/A Last Meeting: N/A</p>	<p>Media Relations Contact Name: Clyde Verdin E-mail: Clyde.Verdin@nicholls.edu Phone: 985-448-4282 Web Site: jeuxcolonels.com</p>
 CENTRAL ARKANSAS	<p>Game Date: Nov. 15 in Conway, Ark. 2010-11 Record: 21-12 Postseason: N/A Head Coach: Matt Daniel Conference: Southland</p>	<p>Series Record: Alabama Leads 1-0 In Tuscaloosa: 1-0 In Conway: N/A At Neutral Site: N/A Last Meeting: Nov. 14, 2010 Alabama 87, Central Arkansas 76</p>	<p>Media Relations Contact Name: Josh Goff E-mail: jgoff@uca.edu Phone: 501-450-5695 Web Site: ucasports.com</p>
 NORTHWESTERN STATE	<p>Game Date: Nov. 18 in Tuscaloosa, Ala. 2010-11 Record: 14-16 Postseason: N/A Head Coach: Jennifer Graf Conference: Southland</p>	<p>Series Record: Alabama Leads 6-0 In Tuscaloosa: 2-0 In Natchitoches: 2-0 At Neutral Site: 2-0 Last Meeting: Dec. 6, 2009 Alabama 61, Northwestern State 56</p>	<p>Media Relations Contact Name: Matthew Bonnette E-mail: bonnettem@nsula.edu Phone: 318-357-6467 Web Site: nsudemons.com</p>
 GEORGIA SOUTHERN	<p>Game Date: Nov. 21 in Tuscaloosa, Ala. 2010-11 Record: 12-18 Postseason: N/A Head Coach: Rusty Cram Conference: Southern</p>	<p>Series Record: Alabama Leads 6-1 In Tuscaloosa: 4-1 In Statesboro: 2-0 At Neutral Site: N/A Last Meeting: Nov. 19, 2010 Alabama 65, Georgia Southern 55</p>	<p>Media Relations Contact Name: Liz Ryan E-mail: lryan@georgiasouthern.edu Phone: 912-478-0571 Web Site: georgiasoutherneagles.com</p>
 OLD DOMINION	<p>Game Date: Nov. 24 in St. Thomas 2010-11 Record: 20-11 Postseason: WNIT First Round Head Coach: Karen Barefoot Conference: Colonial Athletic</p>	<p>Series Record: Alabama Leads 1-0 In Tuscaloosa: N/A In Norfolk: N/A At Neutral Site: 1-0 Last Meeting: Dec. 5, 1998 Alabama 79, Old Dominion 68</p>	<p>Media Relations Contact Name: Dustin Semonavick E-mail: dsemonav@odu.edu Phone: 757-683-5581 Web Site: odusports.com</p>
 SETON HALL	<p>Game Date: Nov. 25 in St. Thomas 2010-11 Record: 8-22 Postseason: N/A Head Coach: Anne Donovan Conference: Big East</p>	<p>Series Record: First Meeting In Tuscaloosa: N/A In South Orange: N/A At Neutral Site: N/A Last Meeting: N/A</p>	<p>Media Relations Contact Name: Mike Kowalsky E-mail: michael.kowalsky@shu.edu Phone: 973-761-9493 Web Site: shupirates.com</p>
 LOUISIANA TECH	<p>Game Date: Nov. 26 in St. Thomas 2010-11 Record: 24-8 Postseason: NCAA Second Round Head Coach: Teresa Weatherspoon Conference: Western Athletic</p>	<p>Series Record: La. Tech Leads 11-1 In Tuscaloosa: 1-3 In Ruston: 0-6 At Neutral Site: 0-2 Last Meeting: Dec. 5, 2007 Louisiana Tech 62, Alabama 61</p>	<p>Media Relations Contact Name: Malcolm Butler E-mail: mbutler@latech.edu Phone: 318-257-3145 Web Site: latechsports.com</p>
 SOUTHEASTERN LOUISIANA	<p>Game Date: Dec. 2 in Tuscaloosa, Ala. 2010-11 Record: 13-16 Postseason: N/A Head Coach: Lori Davis Jones Conference: Southland</p>	<p>Series Record: Alabama Leads 6-2 In Tuscaloosa: 5-0 In Hammond: 1-2 At Neutral Site: N/A Last Meeting: Nov. 24, 2009 Alabama 68, Louisiana Tech 55</p>	<p>Media Relations Contact Name: Kemmler Chapple E-mail: kchapple@selu.edu Phone: 985-549-3221 Web Site: lionsports.net</p>




 KANSAS	Game Date: Dec. 4 in Tuscaloosa, Ala. 2010-11 Record: 21-13 Postseason: WNIT Second Round Head Coach: Bonnie Henrickson Conference: Big 12	Series Record: Kansas Leads 1-0 In Tuscaloosa: N/A In Lawrence: 1-0 At Neutral Site: N/A Last Meeting: Nov. Dec. 12, 2010 Kansas 79, Alabama 57	Media Relations Contact Name: Christine Dieckmann E-mail: cdieck@ku.edu Phone: 785-864-7942 Web Site: kuathletics.com
 NORTH TEXAS	Game Date: Dec. 7 in Denton, Texas 2010-11 Record: 12-18 Postseason: N/A Head Coach: Karen Aston Conference: Sun Belt	Series Record: First Meeting In Tuscaloosa: N/A In Denton: N/A At Neutral Site: N/A Last Meeting: N/A	Media Relations Contact Name: David Waxman E-mail: David.Waxman@unt.edu Phone: 940-565-3671 Web Site: meangreensports.com
 NORTH CAROLINA STATE	Game Date: Dec. 11 in Raleigh N.C. 2010-11 Record: 14-17 Postseason: N/A Head Coach: Kellie Harper Conference: Atlantic Coast	Series Record: Alabama Leads 3-1 In Tuscaloosa: 2-0 In Raleigh: N/A At Neutral Site: 1-1 Last Meeting: Nov. 17, 2010 Alabama 95, NC State 84	Media Relations Contact Name: Mark Kimmel E-mail: mark_kimmel@ncsu.edu Phone: 919-515-1183 Web Site: gopack.com
 ALABAMA STATE	Game Date: Dec. 17 in Montgomery, Ala. 2010-11 Record: 8-22 Postseason: N/A Head Coach: Freda Freeman-Jackson Conference: Southwestern Athletic	Series Record: Alabama Leads 13-3 In Tuscaloosa: 9-0 In Montgomery: 4-3 At Neutral Site: N/A Last Meeting: Dec. 1, 2010 Alabama 80, Alabama State 31	Media Relations Contact Name: La Tonia Thirston E-mail: lathirston@alasu.edu Phone: 334-229-5211 Web Site: bamastatesports.com
 PRESBYTERIAN	Game Date: Dec. 19 in Tuscaloosa, Ala. 2010-11 Record: 9-20 Postseason: N/A Head Coach: Ronny Fisher Conference: Big South	Series Record: Alabama Leads 1-0 In Tuscaloosa: 1-0 In Clinton: N/A At Neutral Site: N/A Last Meeting: Dec. 21, 2009 Alabama 71, Presbyterian 38	Media Relations Contact Name: Ryan Real E-mail: rrtreal@presby.edu Phone: 864-833-7095 Web Site: gobluehose.com
 AIR FORCE	Game Date: Dec. 30 in Tuscaloosa, Ala. 2010-11 Record: 9-22 Postseason: N/A Head Coach: Andrea Williams Conference: Mountain West	Series Record: First Meeting In Tuscaloosa: N/A At USAFA: N/A At Neutral Site: N/A Last Meeting: N/A	Media Relations Contact Name: Melissa McKeown E-mail: Melissa.McKeown@usafa.edu Phone: 719-333-9025 Web Site: goairforcefalcons.com
 SOUTH CAROLINA	Game Dates: Jan. 1 in Columbia, S.C. Feb. 19 in Tuscaloosa, Ala. 2010-11 Record: 18-15 Postseason: WNIT Second Round Head Coach: Dawn Staley Conference: Southeastern	Series Record: Tied 14-14 In Tuscaloosa: 7-6 In Columbia: 5-8 At Neutral Site: 2-0 Last Meeting: Jan. 23, 2011 South Carolina 59, Alabama 48	Media Relations Contact Name: Dianna Koval E-mail: dkoval@mailbox.sc.edu Phone: 803-777-7977 Web Site: gamecocksonline.com
 AUBURN	Game Dates: Jan. 5 in Tuscaloosa, Ala. Feb. 23, in Auburn Ala. 2010-11 Record: 16-16 Postseason: WNIT Second Round Head Coach: Nell Fortner Conference: Southeastern	Series Record: Auburn Leads 40-33 In Tuscaloosa: 20-12 In Auburn: 8-24 At Neutral Site: 5-4 Last Meeting: Feb. 17, 2011 Alabama 59, Auburn 51	Media Relations Contact Name: Matt Crouch E-mail: mcrouch@auburn.edu Phone: 334-844-9709 Web Site: auburntigers.com
 LSU	Game Dates: Jan. 8 in Baton Rouge, La. Feb. 12 in Tuscaloosa, Ala. 2010-11 Record: 19-13 Postseason: N/A Head Coach: Nikki Caldwell Conference: Southeastern	Series Record: LSU Leads 32-16 In Tuscaloosa: 11-12 In Baton Rouge: 3-19 At Neutral Site: 2-1 Last Meeting: March 3, 2011 LSU 60, Alabama 36	Media Relations Contact Name: Bill Martin E-mail: wmart4@lsu.edu Phone: 225-578-8204 Web Site: lsusports.net

2011-12 OPPONENTS

 <p>MISSISSIPPI STATE</p>	<p>Game Date: Jan. 12 in Tuscaloosa, Ala. 2010-11 Record: 13-17 Postseason: N/A Head Coach: Sharon Fanning-Otis Conference: Southeastern</p>	<p>Series Record: Alabama leads 34-14 In Tuscaloosa: 14-7 In Starkville: 18-6 At Neutral Site: 2-1 Last Meeting: Feb. 24, 2011 Mississippi State 68, Alabama 55</p>	<p>Media Relations Contact Name: Brock Turnipseed E-mail: bturnipseed@athletics.msstate.edu Phone: 662-325-7556 Web Site: mstateathletics.com</p>
 <p>MISSISSIPPI</p>	<p>Game Dates: Jan. 15 in Tuscaloosa, Ala. Feb. 9 in Oxford, Miss. 2010-11 Record: 10-19 Postseason: N/A Head Coach: Renee Ladner Conference: Southeastern</p>	<p>Series Record: Mississippi Leads 32-18 In Tuscaloosa: 11-10 In Oxford: 6-16 At Neutral Site: 1-6 Last Meeting: Feb. 20, 2011 Alabama 61, Mississippi 52</p>	<p>Media Relations Contact Name: Kristen Saibini E-mail: klsaibin@olemiss.edu Phone: 662-915-7896 Web Site: olemisssports.com</p>
 <p>FLORIDA</p>	<p>Game Date: Jan. 19 in Gainesville, Fla. 2010-11 Record: 20-15 Postseason: WNIT Third Round Head Coach: Amanda Butler Conference: Southeastern</p>	<p>Series Record: Alabama Leads 29-21 In Tuscaloosa: 12-7 In Gainesville: 8-12 At Neutral Site: 9-2 Last Meeting: Feb. 13, 2011 Alabama 64, Florida 59</p>	<p>Media Relations Contact Name: Kathy Cafazzo E-mail: KathyC@gators.uaa.ufl.edu Phone: 352-375-4693 ext. 6133 Web Site: gatorzone.com</p>
 <p>TENNESSEE</p>	<p>Game Date: Jan. 26 in Tuscaloosa, Ala. 2010-11 Record: 33-2 Postseason: NCAA Elite Eight Head Coach: Pat Summitt Conference: Southeastern</p>	<p>Series Record: Tennessee Leads 43-2 In Tuscaloosa: 0-16 In Knoxville: 0-19 At Neutral Site: 2-8 Last Meeting: Jan. 6, 2011 Tennessee 110, Alabama 45</p>	<p>Media Relations Contact Name: Debby Jennings E-mail: djennings@utk.edu Phone: 865-974-4275 Web Site: utladyvols.com</p>
 <p>KENTUCKY</p>	<p>Game Dates: Jan. 29 in Lexington, Ky. Feb. 16 in Tuscaloosa, Ala. 2010-11 Record: 25-19 Postseason: NCAA Second Round Head Coach: Matthew Mitchell Conference: Southeastern</p>	<p>Series Record: Kentucky Leads 21-15 In Tuscaloosa: 9-6 In Lexington: 5-12 At Neutral Site: 1-3 Last Meeting: Jan. 30, 2011 Kentucky 82, Alabama 69</p>	<p>Media Relations Contact Name: Susan Lax E-mail: slax0@uky.edu Phone: 859-257-3838 Web Site: ukathletics.com</p>
 <p>ARKANSAS</p>	<p>Game Date: Feb. 2 in Fayetteville, Ark. 2010-11 Record: 22-12 Postseason: WNIT Quarterfinals Head Coach: Tom Collen Conference: Southeastern</p>	<p>Series Record: Arkansas Leads 15-14 In Tuscaloosa: 8-6 In Fayetteville: 5-8 At Neutral Site: 1-1 Last Meeting: Feb. 27, 2011 Alabama 92, Arkansas 79</p>	<p>Media Relations Contact Name: Jeri Thorpe E-mail: jthorpe@uark.edu Phone: 479-575-5037 Web Site: arkansasrazorbacks.com</p>
 <p>GEORGIA</p>	<p>Game Date: Feb. 5 in Tuscaloosa, Ala. 2010-11 Record: 23-11 Postseason: NCAA Sweet 16 Head Coach: Andy Landers Conference: Southeastern</p>	<p>Series Record: Georgia Leads 33-9 In Tuscaloosa: 4-12 In Athens: 3-15 At Neutral Site: 2-6 Last Meeting: Feb. 6, 2011 Georgia 81, Alabama 54</p>	<p>Media Relations Contact Name: Mike Mobley E-mail: mmobley@sports.uga.edu Phone: 706-542-1621 Web Site: georgiadogs.com</p>
 <p>VANDERBILT</p>	<p>Game Date: Feb. 26 in Nashville, Tenn. 2010-11 Record: 20-12 Postseason: NCAA First Round Head Coach: Melanie Balcomb Conference: Southeastern</p>	<p>Series Record: Vanderbilt Leads 27-11 In Tuscaloosa: 7-10 In Nashville: 0-16 At Neutral Site: 4-1 Last Meeting: Jan. 13, 2011 Vanderbilt 82, Alabama 66</p>	<p>Media Relations Contact Name: Michael Scholl E-mail: michael.scholl@vanderbilt.edu Phone: 615-343-5823 Web Site: vucommoires.com</p>

2011-12 OPPONENTS



5

6-0 • Jr.

Guard

Celiscia FARMER

Madison, Wis./Robert E. Lee HS

PLAYER PROFILES

CAREER HIGHS

Points..... 21 vs. Tennessee (2/18/10)
 Rebounds 7 vs. Florida (1/21/10)
 FG Made..... 10 vs. Tennessee (2/18/10)
 FG Attempted..... 16 vs. Auburn (1/14/10)
 3PT FG Made.. 1 - 4X, last vs. Georgia (1/20/11)
 3PT FG Attempted..... 4 vs. Auburn (1/14/10)
 FT Made..... 4 at Kentucky (1/17/10)
 FT Attempted 4 - 3X, last at Kentucky (1/17/10)
 Assists..... 5 vs. Kentucky (1/30/11)
 Steals..... 3 vs. Presbyterian College (12/21/09)
 Blocks..... 4 vs. Mississippi State (2/25/10)
 Minutes ... 33 - 2X, last vs. Tennessee (2/18/10)

SEC HIGHS

Points..... 21 vs. Tennessee (2/18/10)
 Rebounds 7 vs. Florida (1/21/10)
 FG Made..... 10 vs. Tennessee (2/18/10)
 FG Attempted..... 16 vs. Auburn (1/14/10)
 3PT FG Made... 1 - 5X, last at Florida (1/27/11)
 3PT FG Attempted..... 4 vs. Auburn (1/14/10)
 FT Made..... 4 at Kentucky (1/17/10)
 FT Attempted 4 - 3X, last at Kentucky (1/17/10)
 Assists..... 5 vs. Kentucky (1/30/11)
 Steals..... 2 - 2X, last vs. Vanderbilt (1/13/11)
 Blocks 4 vs. Mississippi State (2/25/10)
 Minutes ... 33 - 2X, last vs. Tennessee (2/18/10)

2010-11 SEASON HIGHS

Points..... 10 vs. Vanderbilt (1/13)
 Rebounds 5 vs. Kentucky (1/30)
 FG Made..... 5 vs. Vanderbilt (1/13)
 FG Attempted..... 10 vs. Tennessee State (11/12)
 3PT FG Made..... 1 - 3X, last at Florida (1/27)
 3PT FG Attempted..... 3 vs. Tenn. State (11/12)
 FT Made..... 3 vs. Arkansas, Pine-Bluff (12/4)
 FT Attempted.. 4 vs. Arkansas, Pine-Bluff (12/4)
 Assists..... 5 vs. Kentucky (1/30)
 Steals..... 2 vs. Vanderbilt (1/13)
 Blocks..... 2 vs. Kentucky (1/30)
 Minutes..... 28 vs. Vanderbilt (1/13)



2010-11 (SOPHOMORE)

Collected a career-high five assists and a season-best five rebounds and two blocks against Kentucky ... had seven first half points at Florida ... also recorded a block against the Gators ... made her first start of the season against Vanderbilt where she contributed 10 points, two steals and one rebound ... tallied eight points and four rebounds in the season opener against Tennessee State ... averaged 2.7 points per game and 1.4 rebounds per contest.

2009-10 (FRESHMAN)

Saw action in 22 games as a freshman while earning a spot in the starting lineup twice ... led the Tide in scoring three times throughout the 2009-10 season ... reached the double-figure point mark four times ... scored a team-best 10 points against Mississippi State on Feb. 25 while adding a career-high four blocks ... in first start of the season chipped in a career-high and game-best 21 points, in addition to four rebounds, two assists, two blocks and one steal against Tennessee on Feb. 18 ... scored 19 points on 9-of-12 shooting in Alabama's win over Florida on Jan. 21 ... notched seven points while grabbing four rebounds, three assists and two steals against Kentucky on Jan. 17 ... scored 18 points, while shooting 7-of-16 from the floor, at Auburn on Jan. 14 ... tallied four rebounds, three points and two assists in 17 minutes against Southern Miss on Dec. 30 ... posted four points and pulled down four rebounds on Nov. 17 against Jackson State ... saw action on Nov. 14 at Texas A&M-Corpus Christi, scoring two points ... received the team's Most Improved Award.

HIGH SCHOOL

Scored a career-high 43 points and earned game MVP honors for Robert E. Lee as a senior ... played in five games her final season grabbing double-digit points in each contest ... averaged 26.2 points and 8.4 rebounds per game in 2008 ... as a junior collected 20 or more points on 10 occasions ... season-high of 31 points came against Brewbaker Tech on Nov. 16, 2007 ... in the Alabama 6A Sub-Regional put up a career-best six three-pointers ... pulled down double-figure rebounds nine times throughout her career with her best being 15 ... averaged 18.5 points per game and 6.5 rebounds per contest as a junior ... notched seven double-doubles for Robert E. Lee ... played club ball for both Montgomery Heat and Alabama Dream Team.

PERSONAL INFORMATION

Born on October 15, 1990 ... daughter of Eunice Conley ... has a brother, Peter, and two sisters, Tasia and Aiah ... majoring in psychology.



14

6-0 • Jr.

Guard/Forward

Erin HOGUE

Birmingham, Ala./Samford

PLAYER PROFILES

CAREER HIGHS

Points..... 8 vs. Vanderbilt (1/13/11)
 Rebounds..... 3 vs. Alabama State (12/1/10)
 FG Made 3 vs. Vanderbilt (1/13/11)
 FG Attempted..... 3 - 2X, last vs. Vanderbilt (1/13/11)
 3PT FG Made.....
 3PT FG Attempted.....
 FT Made..... 2 vs. Vanderbilt (1/13/11)
 FT Attempted 3 - 2X, last vs. Vanderbilt (1/13/11)
 Assists 1 - 3X, last vs. Vanderbilt (1/13/11)
 Steals 1 vs. Arkansas-Pine Bluff (12/4/10)
 Blocks.....
 Minutes..... 16 vs. Vanderbilt (1/13/11)

SEC HIGHS

Points..... 8 vs. Vanderbilt (1/13/11)
 Rebounds 1 - 2X, last vs. Vanderbilt (1/13/11)
 FG Made 3 vs. Vanderbilt (1/13/11)
 FG Attempted..... 3 - 2X, last vs. Vanderbilt (1/13/11)
 3PT FG Made.....
 3PT FG Attempted.....
 FT Made..... 2 vs. Vanderbilt (1/13/11)
 FT Attempted 3 vs. Vanderbilt (1/13/11)
 Assists 1 vs. Vanderbilt (1/13/11)
 Steals.....
 Blocks.....
 Minutes..... 16 vs. Vanderbilt (1/13/11)

2010-11 SEASON HIGHS

Points..... 8 vs. Vanderbilt (1/13)
 Rebounds..... 3 vs. Alabama State (12/1)
 FG Made 3 vs. Vanderbilt (1/13)
 FG Attempted..... 3 - 2X, last vs. Vanderbilt (1/13)
 3PT FG Made.....
 3PT FG Attempted.....
 FT Made..... 2 vs. Vanderbilt (1/13)
 FT Attempted 3 - 2X, last vs. Vanderbilt (1/13)
 Assists 1 - 3X, last vs. Vanderbilt (1/13)
 Steals..... 1 vs. Arkansas-Pine Bluff (12/4)
 Blocks.....
 Minutes..... 16 vs. Vanderbilt (1/13)

2010-11 (SOPHOMORE)

Member of the SEC Academic Honor Roll ... sidelined for the final 11 games of the season after rupturing her Achilles ... had her best offensive outing against Vanderbilt with eight points, one rebound and one assist in 16 minutes of play ... scored two points and had one rebound in six minutes of action in the Tide's season opener ... averaged 1.2 points per game and 0.8 rebounds per contest.

2009-10 (REDSHIRT)

Sat out during the 2009-10 season after transferring from Samford University.


HIGH SCHOOL

finished her high school career as Erwin High School's all-time leading scorer with

2,000 points ... named the 2007 Area10 5A MVP ... named to the Area10 5A All-Tournament Team in 2008 ... led Erwin High School to the 2007 5A Area10 Championship ... two-time Jefferson County All-Tournament Team member (2007, 2008) ... earned Team MVP honors in 2008 ... nominated for the 2008 Wendy's Heisman ... two-time All-State Academic honoree ... awarded the Myrtle Berry Bullen & Omer J. Bullen Endowed Scholarship at Alabama.

PERSONAL INFORMATION

Born October 5, 1989 ... daughter of Leon and Elizabeth Hogue ... has two sisters, Krystal and Kelly ... majoring in nursing.



PLAYER PROFILES

2010-11 Game-by-Game Statistics

Opponent	Date	GS	Min	TOTAL			3-PTS			REBOUNDS											Pts	Avg	
				FG	FGA	Pct	3FG	3FGA	Pct	FT	FTA	Pct	Off	Def	Tot	Avg	PF	A	TO	Blk			Stl
TENNESSEE STATE	11/12	6	1	1	1.00	0	0	.000	0	3	.000	1	0	1	1.0	1	0	0	0	2	2.0		
CENTRAL ARK.	11/14	3	0	0	.000	0	0	.000	0	0	.000	0	0	0	0.5	0	1	0	0	0	1.0		
vs. Florida State	11/26	2	0	0	.000	0	0	.000	0	2	.000	0	0	0	0.3	1	0	0	0	0	0.7		
ALABAMA STATE	12/1	9	0	1	.000	0	0	.000	0	2	.000	0	3	3	1.0	3	1	3	0	0	0.5		
ARK. PINE BLUFF	12/4	7	1	2	.500	0	0	.000	0	0	.000	1	1	2	1.2	0	0	0	1	2	0.8		
BELMONT	12/18	2	0	0	.000	0	0	.000	0	0	.000	0	0	0	1.0	0	0	0	0	0	0.7		
at Tennessee	1/6	5	0	3	.000	0	0	.000	0	0	.000	0	1	1	1.0	2	0	2	0	0	0.6		
VANDERBILT	1/13	16	3	3	1.00	0	0	.000	2	3	.667	1	0	1	1.0	2	1	1	0	0	1.5		
ARKANSAS	1/16	2	0	0	.000	0	0	.000	0	0	.000	0	0	0	0.9	0	0	1	0	0	1.3		
at Florida	1/27	0	0	0	.000	0	0	.000	0	0	.000	0	0	0	0.8	0	0	0	0	0	1.2		
Totals		0	52	5	10	.500	0	0	.000	2	10	.200	3	5	8	0.8	9	3	7	0	1	12	1.2



PLAYER PROFILES

Career Stats

Year	GP-GS	Min	Avg	FG	FGA	Pct	3FG	3FGA	Pct	FT	FTA	Pct	Off	Def	Tot	Avg	PF-FO	A	TO	Blk	Stl	Pts	Avg
2010-11	10-0	52	5.2	5	10	.500	0	0	.000	2	10	.200	3	5	8	0.8	9-0	3	7	0	1	12	1.2
TOTAL	10-0	52	5.2	5	10	.500	0	0	.000	2	10	.200	3	5	8	0.8	9-0	3	7	0	1	12	1.2



40

6-1 • Soph.

Forward

Kaneisha HORN

Birmingham, Ala./Ramsay HS

PLAYER PROFILES

CAREER HIGHS

Points.....	21 at Florida (1/27/11)
Rebounds.....	12 at Mississippi State (2/3/11)
FG Made.....	6 - 5X, last vs. Mississippi (2/20)
FG Attempted.....	23 at LSU (1/9/11)
3PT FG Made.....	2 - 2X, last at Toledo (3/22/11)
3PT FG Attempted.....	3 - 2X, last at LSU (1/9/11)
FT Made.....	8 - 2X, last at Florida (1/27/11)
FT Attempted.....	10 vs. Arkansas-Pine Bluff (12/4/10)
Assists.....	3 vs. Kentucky (1/30/11)
Steals.....	3 - 2x, last vs. Mississippi (2/20/11)
Blocks.....	2 - 2x, last vs. Mississippi (2/20/11)
Minutes.....	37 at Florida (1/27/11)

SEC HIGHS

Points.....	21 at Florida (1/27/11)
Rebounds.....	12 at Mississippi State (2/3/11)
FG Made.....	6 - 3X, last vs. Mississippi (2/20)
FG Attempted.....	23 at LSU (1/9/11)
3PT FG Made.....	1 at Florida (1/27/11)
3PT FG Attempted.....	3 at LSU (1/9/11)
FT Made.....	8 at Florida (1/27/11)
FT Attempted.....	8 - 2X, last at Miss. State (2/3/11)
Assists.....	3 vs. Kentucky (1/30/11)
Steals.....	3 - 2x, last vs. Mississippi (2/20/11)
Blocks.....	2 - 2x, last vs. Mississippi (2/20/11)
Minutes.....	37 at Florida (1/27/11)

2010-11 SEASON HIGHS

Points.....	21 at Florida (1/27)
Rebounds.....	12 at Mississippi State (2/3)
FG Made.....	6 - 5X, last vs. Mississippi (2/20)
FG Attempted.....	23 at LSU (1/9)
3PT FG Made.....	2 - 2X, last at Toledo (3/22/11)
3PT FG Attempted.....	3 - 2X, last at LSU (1/9)
FT Made.....	8 - 2X, last at Florida (1/27)
FT Attempted.....	10 vs. Arkansas-Pine Bluff (12/4)
Assists.....	3 vs. Kentucky (1/30)
Steals.....	3 - 2x, last vs. Mississippi (2/20)
Blocks.....	2 - 2x, last vs. Mississippi (2/20)
Minutes.....	37 at Florida (1/27)



2010-11 (FRESHMAN)

Named to the All-SEC Freshman Team by league coaches ... started in 27 games for the Tide ... named SEC Freshman of the Week on Nov. 29 ... recorded 16 points, seven rebounds, three steals and a pair of blocks against Mississippi ... tallied nine rebounds, four points, one assist and one steal in the Tide's win at Auburn ... added 12 points, six rebounds and two steals in the win over Florida ... recorded her first double-double with 11 points and 12 rebounds in Alabama's win at Mississippi State ... collected a career-high 21 points, four rebounds and a pair of steals at Florida ... went 8-for-8 from the free throw line against the Gators ... added nine points and four rebounds against Georgia ... scored a team-high 13 points at LSU ... in her SEC collegiate debut against Auburn, she recorded 11 rebounds, eight points, two steals and one block ... added 10 points, nine rebounds, two assists, two steals and one block in the win over Alabama A&M ... chipped in 18 points, including 8-of-10 from the free throw line, in addition to eight rebounds, two assists and one steal in win over Arkansas-Pine Bluff ... earned a spot on the Junkanoo Jam All-Star Team ... contributed 15 points, eight rebounds, two assists, one block and one steal ... dished out a pair of assists in win over NC State ... added six points, two rebounds and one block in win against Central Arkansas ... collected seven points, five rebounds and one steal in her collegiate debut...collected 11 points, 5 rebounds and one steal at Toledo ... averaged 8.6 points per game and 5.7 rebounds per contest.

HIGH SCHOOL

Ranked No. 5 in the 2010 class by ESPNU HoopGurlz ... the Tide's first McDonald's High School All-American ... named to the Women's Basketball Coaches Association High School All-America Team ... finalist for the 2010 Naismith Award ... invited to the 2010 USA Basketball Women's U18 National Team Trials ... USA Today All-USA First-Team selection ... Parade Second Team All-American ... 2010 Gatorade Player of the Year in Alabama ... named 2010 Miss Basketball by the Alabama Sports Writers Association ... awarded the ASWA 4A Player of the Year Award in addition to garnering a spot on the All-State First Team ... named to the 2010 All-Metro Girls Basketball Team ... averaged 17 points, 12 rebounds and four assists per game her senior year ... averaged 20 points and eight rebounds per game her junior year before suffering a season-ending knee injury ... led Ramsay in scoring and rebounding sophomore year ... leader for the Rams in boards and blocks freshman year ... played club basketball for the Alabama Roadrunners.

PERSONAL INFORMATION

Born June 1, 1992 ... daughter of Ben and Connie Horn ... has one brother, Terence Nixon, and one sister, Morgan Cobb ... majoring in sports medicine.

PLAYER PROFILES

2010-11 Game-by-Game Statistics

Opponent	Date	GS	Min	TOTAL			3-PTS			REBOUNDS											PF	A	TO	Blk	Stl	Pts	Avg
				FG	FGA	Pct	3FG	3FGA	Pct	FT	FTA	Pct	Off	Def	Tot	Avg											
TENNESSEE STATE	11/12	16	2	7	.286	0	1	.000	3	4	.750	2	3	5	5.0	4	0	0	0	1	7	7.0					
CENTRAL ARK.	11/14	12	2	5	.400	0	0	.000	2	2	1.00	0	2	2	3.5	2	0	2	1	0	6	6.5					
N.C. STATE	11/17	11	1	2	.500	0	0	.000	0	0	.000	0	1	1	2.7	5	2	4	0	0	2	5.0					
at Georgia Southern	11/19	15	0	3	.000	0	0	.000	2	4	.500	0	4	4	3.0	4	0	2	0	2	2	4.3					
MCNEESE STATE	11/23	24	6	13	.462	1	3	.333	2	5	.400	3	5	8	4.0	3	2	2	1	1	15	6.4					
vs. Florida State	11/26 *	30	6	11	.545	2	2	1.000	0	0	.000	2	2	4	4.0	4	1	4	0	1	14	7.7					
vs. Providence	11/27 *	35	5	11	.455	0	1	.000	2	4	.500	1	8	9	4.7	4	0	4	0	0	12	8.3					
ALABAMA STATE	12/1 *	26	3	9	.333	0	0	.000	1	3	.333	1	6	7	5.0	3	0	2	1	1	7	8.1					
ARK. PINE BLUFF	12/4 *	28	5	9	.556	0	0	.000	8	10	.800	4	4	8	5.3	4	2	3	0	1	18	9.2					
at Kansas	12/12 *	22	0	3	.000	0	1	.000	4	6	.667	1	3	4	5.2	5	0	5	0	1	4	8.7					
BELMONT	12/18 *	27	2	9	.222	0	2	.000	1	3	.333	1	5	6	5.3	3	1	5	1	0	5	8.4					
ALABAMA A&M	12/20 *	29	4	10	.400	0	1	.000	2	2	1.00	5	4	9	5.6	3	2	5	1	2	10	8.5					
at Southern Miss.	12/28 *	23	1	9	.111	0	0	.000	6	8	.750	2	4	6	5.6	5	0	3	0	0	8	8.5					
AUBURN	1/2 *	31	3	8	.375	0	0	.000	2	2	1.00	1	10	11	6.0	5	0	3	1	2	8	8.4					
at Tennessee	1/6 *	12	1	9	.111	0	0	.000	0	0	.000	1	5	6	6.0	5	1	1	0	0	2	8.0					
at LSU	1/9 *	30	6	23	.261	0	3	.000	1	2	.500	2	6	8	6.1	3	0	4	1	1	13	8.3					
VANDERBILT	1/13 *	18	3	12	.250	0	1	.000	2	4	.500	0	0	0	5.8	4	1	2	1	1	8	8.3					
ARKANSAS	1/16 *	33	3	14	.214	0	0	.000	1	3	.333	0	3	3	5.6	1	1	1	1	3	7	8.2					
GEORGIA	1/20 *	24	2	4	.500	0	1	.000	5	6	.833	1	3	4	5.5	3	1	1	0	1	9	8.3					
at South Carolina	1/23 *	25	3	13	.231	0	0	.000	2	4	.500	3	2	5	5.5	5	0	2	0	0	8	8.3					
at Florida	1/27 *	37	6	14	.429	1	1	1.00	8	8	1.00	1	3	4	5.4	2	1	0	0	2	21	8.9					
KENTUCKY	1/30 *	33	2	9	.222	0	1	.000	3	4	.750	2	2	4	5.4	4	3	5	2	0	7	8.8					
at Mississippi State	2/3 *	28	2	8	.250	0	0	.000	7	8	.875	7	5	12	5.7	4	2	8	0	1	11	8.9					
at Georgia	2/6 *	15	3	7	.429	0	1	.000	1	1	1.00	0	2	2	5.5	4	0	3	0	2	7	8.8					
FLORIDA	2/13 *	21	4	6	.667	0	0	.000	4	7	.571	1	5	6	5.5	4	0	2	0	2	12	8.9					
at Auburn	2/17 *	27	1	8	.125	0	0	.000	2	3	.667	1	8	9	5.7	4	1	7	0	1	4	8.7					
MISSISSIPPI	2/20 *	30	6	14	.429	0	1	.000	4	7	.571	1	6	7	5.7	2	0	2	2	3	16	9.0					
MISSISSIPPI STATE	2/24 *	33	3	10	.300	0	1	.000	2	3	.667	4	3	7	5.8	1	1	5	0	1	8	9.0					
at Arkansas	2/27 *	12	1	3	.333	0	0	.000	0	0	.000	0	0	0	5.6	4	0	0	0	0	2	8.7					
vs. LSU	3/3 *	24	2	10	.200	0	0	.000	0	0	.000	1	5	6	5.6	4	0	1	1	3	4	8.6					
at Memphis	3/17 *	19	1	7	.143	0	0	.000	6	6	1.00	1	6	7	5.6	4	2	2	1	0	8	8.5					
at Northwestern	3/20 *	33	3	14	.214	0	1	.000	2	4	.500	5	3	8	5.7	3	2	1	0	1	8	8.5					
at Toledo	3/22 *	23	4	12	.333	2	2	1.00	1	2	.500	2	3	5	5.7	4	0	3	0	1	11	8.6					
Totals		28	806	96	306	.314	6	24	.250	86	125	.688	56	131	187	5.7	119	26	94	15	35	284	8.6				



PLAYER PROFILES

Career Stats

Year	GP-GS	Min	Avg	FG	FGA	Pct	3FG	3FGA	Pct	FT	FTA	Pct	Off	Def	Tot	Avg	PF-FO	A	TO	Blk	Stl	Pts	Avg
2010-11	33-28	806	24.4	96	306	.314	6	24	.250	86	125	.688	56	131	187	5.7	119-6	26	94	15	35	284	8.6
TOTAL	33-28	806	24.4	96	306	.314	6	24	.250	86	125	.688	56	131	187	5.7	119-6	26	94	15	35	284	8.6



22

5-9 • Soph.

Guard

Khristin LEE

Birmingham, Ala./Erwin HS

PLAYER PROFILES

CAREER HIGHS


Points.....13 vs. vs. Providence (11/27/10)
 Rebounds.....7 vs. Providence (11/27/10)
 FG Made.....4 vs. Providence (11/27/10)
 FG Attempted.....7 vs. Providence (11/27/10)
 3PT FG Made.....
 3PT FG Attempted.....
 FT Made.....6 vs. Alabama State (12/1/10)
 FT Attempted.....13 vs. Providence (11/27/10)
 Assists.....5 at Kansas (12/12/10)
 Steals.....4 at Mississippi State (2/3/11)
 Blocks.....1 - 3X, last at Auburn (2/17/11)
 Minutes.....35 vs. Providence (11/27/10)

SEC HIGHS

Points.....4 at Florida (1/27/11)
 Rebounds.....4 at Florida (1/27/11)
 FG Made.....2 vs. Kentucky (1/30/11)
 FG Attempted.....6 vs. Kentucky (1/30/11)
 3PT FG Made.....
 3PT FG Attempted.....
 FT Made.....2 - 2X, last vs. Florida (2/13/11)
 FT Attempted.....3 at Florida (1/27/11)
 Assists.....3 at Georgia (2/6/11)
 Steals.....4 at Mississippi State (2/3/11)
 Blocks.....1 - 2X, last at Auburn (2/17/11)
 Minutes.....22 - 2X, last vs. Kentucky (1/30/11)

2010-11 SEASON HIGHS

Points.....13 vs. vs. Providence (11/27)
 Rebounds.....7 vs. Providence (11/27)
 FG Made.....4 vs. Providence (11/27)
 FG Attempted.....7 vs. Providence (11/27)
 3PT FG Made.....
 3PT FG Attempted.....
 FT Made.....6 vs. Alabama State (12/1)
 FT Attempted.....13 vs. Providence (11/27)
 Assists.....5 at Kansas (12/12)
 Steals.....4 at Mississippi State (2/3)
 Blocks.....1 - 3X, last at Auburn (2/17)
 Minutes.....35 vs. Providence (11/27)



2010-11 (FRESHMAN)

Collected a career-high four steals in the Tide's win at Mississippi State ... chipped in 10 points, six rebounds, three steals and one assist in win over Alabama State ... notched the first double-digit scoring game of her Alabama career with 13 points in win over Providence ... also added seven rebounds and one assist against the Friars ... made her collegiate debut in the season opener against Tennessee State where she had two assists, one rebounds and one steal in 11 minutes of action ... dished out a career-high five assists at Kansas ... averaged 2.0 points per game and 1.9 rebounds per contest.

HIGH SCHOOL

Ranked 23rd at the wing position by ESPN HoopGurlz in 2010 ... named the All-Metro North/East Area Girls Player of the Year by the Birmingham News ... also named to the 2010 All-Metro Girls Basketball Team ... averaged 14.5 points, 5.2 rebounds, 6.1 assists, 4.1 blocks and two steals a game for Erwin during her senior season ... helped lead the Eagles to a 23-7 overall record ... was a First Team All-State, All-County and All-Area selection ... averaged more than 18 points, six assists, five rebounds and three steals per game as a junior ... played club basketball for the Alabama Roadrunners.

PERSONAL INFORMATION

Born Feb. 5, 1992 ... daughter of Mark and Vickie Lee ... has one brother, Mark Jr. ... majoring in communications.

PLAYER PROFILES

2010-11 Game-by-Game Statistics

Opponent	Date	GS	Min	TOTAL			3-PTS			REBOUNDS											Pts	Avg	
				FG	FGA	Pct	3FG	3FGA	Pct	FT	FTA	Pct	Off	Def	Tot	Avg	PF	A	TO	Blk			Stl
TENNESSEE STATE	11/12	11	0	2	.000	0	0	.000	0	0	.000	1	0	1	1.0	3	2	1	0	1	0	0.0	
CENTRAL ARK.	11/14	7	0	0	.000	0	0	.000	0	0	.000	0	1	1	1.0	2	0	1	0	0	0	0.0	
N.C. STATE	11/17	4	0	0	.000	0	0	.000	0	0	.000	0	0	0	0.7	2	0	1	0	0	0	0.0	
at Georgia Southern	11/19	5	0	2	.000	0	0	.000	0	0	.000	1	1	2	1.0	0	1	0	0	1	0	0.0	
MCNEESE STATE	11/23	14	1	3	.333	0	0	.000	0	0	.000	0	1	1	1.0	1	0	0	0	0	2	0.4	
vs. Florida State	11/26	18	1	4	.250	0	0	.000	0	0	.000	0	1	1	1.0	3	1	1	0	3	2	0.7	
vs. Providence	11/27	35	4	7	.571	0	0	.000	5	13	.385	4	3	7	1.9	4	1	4	0	0	13	2.4	
ALABAMA STATE	12/1	18	2	4	.500	0	0	.000	6	9	.667	1	5	6	2.4	3	1	1	0	3	10	3.4	
ARK. PINE BLUFF	12/4	21	3	4	.750	0	0	.000	2	3	.667	2	2	4	2.6	3	4	3	1	1	8	3.9	
at Kansas	12/12	18	2	5	.400	0	0	.000	2	2	1.000	0	3	3	2.6	3	5	0	0	1	6	4.1	
BELMONT	12/18	11	0	1	.000	0	0	.000	1	2	.500	1	0	1	2.5	4	0	1	0	0	1	3.8	
ALABAMA A&M	12/20	8	0	3	.000	0	0	.000	0	0	.000	1	0	1	2.3	3	0	2	0	2	0	3.5	
at Southern Miss.	12/28	15	0	1	.000	0	0	.000	0	2	.000	0	3	3	2.4	2	0	1	0	3	0	3.2	
AUBURN	1/2	9	0	0	.000	0	0	.000	0	0	.000	1	0	1	2.3	0	1	3	0	0	0	3.0	
at Tennessee	1/6	19	1	4	.250	0	0	.000	1	1	1.00	2	0	2	2.3	5	1	3	0	0	3	3.0	
at LSU	1/9	22	1	4	.250	0	0	.000	0	0	.000	2	1	3	2.3	3	1	0	0	0	2	2.9	
VANDERBILT	1/13	11	1	3	.333	0	0	.000	0	0	.000	1	2	3	2.4	2	0	1	0	0	2	2.9	
ARKANSAS	1/16	9	0	0	.000	0	0	.000	0	0	.000	1	0	1	2.3	0	0	0	0	0	0	2.7	
GEORGIA	1/20	5	0	0	.000	0	0	.000	0	0	.000	0	0	0	2.2	3	0	1	0	1	0	2.6	
at South Carolina	1/23	4	0	1	.000	0	0	.000	0	1	.000	1	0	1	2.1	1	0	0	0	0	0	2.5	
at Florida	1/27	19	1	4	.250	0	0	.000	2	3	.667	1	3	4	2.2	2	1	1	0	1	4	2.5	
KENTUCKY	1/30	22	2	6	.333	0	0	.000	0	0	.000	1	2	3	2.2	3	1	4	0	1	4	2.6	
at Mississippi State	2/3	17	1	2	.500	0	0	.000	0	0	.000	0	1	1	2.2	3	1	1	0	4	2	2.6	
at Georgia	2/6	14	1	1	1.00	0	0	.000	0	0	.000	1	0	1	2.1	3	3	1	0	0	2	2.5	
FLORIDA	2/13	17	0	0	.000	0	0	.000	2	2	1.00	1	1	2	2.1	0	2	1	1	0	2	2.5	
at Auburn	2/17	19	0	3	.000	0	0	.000	1	2	.500	1	0	1	2.1	3	1	2	1	1	1	2.5	
MISSISSIPPI	2/20	8	0	0	.000	0	0	.000	0	0	.000	1	0	1	2.0	3	1	0	0	0	0	2.4	
MISSISSIPPI STATE	2/24	10	0	1	.000	0	0	.000	0	0	.000	1	2	3	2.1	3	1	1	0	2	0	2.3	
at Arkansas	2/27	9	1	1	1.00	0	0	.000	0	0	.000	1	1	2	2.1	0	0	2	0	1	2	2.3	
vs LSU	3/3	5	0	0	.000	0	0	.000	0	0	.000	0	1	1	2.0	1	0	1	0	0	0	2.2	
at Memphis	3/17	5	0	1	.000	0	0	.000	0	0	.000	1	1	2	2.0	0	0	2	0	0	0	2.1	
at Northwestern	3/20	4	0	0	.000	0	0	.000	0	0	.000	0	0	0	2.0	0	0	1	0	0	0	2.1	
at Toledo	3/22	7	0	1	.000	0	0	.000	0	0	.000	1	0	1	1.9	1	0	0	0	0	0	2.0	
Totals		0	420	22	68	.324	0	0	.000	22	40	.550	29	35	64	1.9	69	30	40	3	26	66	2.0



PLAYER PROFILES

Career Stats

Year	GP-GS	Min	Avg	FG	FGA	Pct	3FG	3FGA	Pct	FT	FTA	Pct	Off	Def	Tot	Avg	PF-FO	A	TO	Blk	Stl	Pts	Avg
2010-11	33-0	420	12.7	22	68	.324	0	0	.000	22	40	.550	29	35	64	1.9	69-1	30	40	3	26	66	2.0
TOTAL	33-0	420	12.7	22	68	.324	0	0	.000	22	40	.550	29	35	64	1.9	69-1	30	40	3	26	66	2.0



12

5-8 • Soph.

Guard

Shafontaye MYERS

Newbern, Ala./Sunshine HS

PLAYER PROFILES

CAREER HIGHS

Points.....13 - 2X, last at Arkansas (2/27/11)
 Rebounds..... 5 vs. Vanderbilt (1/13/11)
 FG Made.....5 vs. Alabama State (12/1/10)
 FG Attempted..... 10 - 3X, last vs. Georgia (1/20/11)
 3PT FG Made.....3 vs. Auburn (1/2/11)
 3PT FG Att.....8 - 2X, last vs. Georgia (1/20/11)
 FT Made..... 8 at Arkansas (2/27/11)
 FT Attempted..... 8 at Arkansas (2/27/11)
 Assists..... 4 vs. Vanderbilt (1/13/11)
 Steals..... 3 vs. Belmont (12/18/10)
 Blocks.....
 Minutes..... 27 vs. Vanderbilt (1/13/11)

SEC HIGHS

Points.....13 at Arkansas (2/27/11)
 Rebounds..... 5 vs. Vanderbilt (1/13/11)
 FG Made.....3 vs. Auburn (1/2/11)
 FG Attempted..... 10 - 3X, last vs. Georgia (1/20/11)
 3PT FG Made.....3 vs. Auburn (1/2/11)
 3PT FG Attempted.....8 - 2X, last vs. Georgia (1/20/11)
 FT Made..... 8 at Arkansas (2/27/11)
 FT Attempted..... 9 at Arkansas (2/27/11)
 Assists..... 4 vs. Vanderbilt (1/13/11)
 Steals.....1 - 3X, last at Arkansas (2/27/11)
 Blocks.....
 Minutes..... 27 vs. Vanderbilt (1/13/11)

2010-11 SEASON HIGHS

Points.....13 - 2X, last at Arkansas (2/27)
 Rebounds..... 5 vs. Vanderbilt (1/13)
 FG Made.....5 vs. Alabama State (12/1)
 FG Attempted.....10 - 3X, last vs. Georgia (1/20)
 3PT FG Made..... 3 vs. Auburn (1/2)
 3PT FG Att.....8 - 2X, last vs. Georgia (1/20)
 FT Made..... 8 at Arkansas (2/27)
 FT Attempted..... 8 at Arkansas (2/27)
 Assists.....4 vs. Vanderbilt (1/13)
 Steals..... 3 vs. Belmont (12/18)
 Blocks.....
 Minutes..... 27 vs. Vanderbilt (1/13)



2010-11 (FRESHMAN)

Went 8-for-9 from the free throw line at Arkansas finishing with a career-high tying 13 points ... tacked on nine points, two rebound and one assist in 15 minutes at South Carolina ... recorded five points, five rebounds and four assists against Vanderbilt ... had nine points, all from three-point range, in her SEC debut versus Auburn ... collected a season-high three steals in the Tide's win over Belmont ... saw 17 minutes of action against Alabama State where she collected a season-high 13 points, four rebounds, two assists and two steals ... added six points, all from three-point range, and one rebound in win over Central Arkansas ... had eight points, one steal and one rebound in her collegiate debut ... averaged 4.6 points per game and 1.1 rebounds per contest.

HIGH SCHOOL

Ranked 13th in the nation in scoring in 2010 with a 29.2 point scoring average according to MaxPreps.com ... received the Alabama Sports Writers Association Class 1A Player of the Year Award ... named to the Tuscaloosa News Super 5 ... made the All-Regional Tournament Team five times ... selected as the 2010 Area 6 Tournament MVP... named 2010 Central Regional MVP... a 2009 and 2010 First-Team All State selection ... member of the Hale County Tournament All-Star Team for four consecutive years ... named to the Class 1A Southwest Regional All-Tournament Team in 2005 and 2006 ... member of the Class 1A Central Regional All-Tournament Team in 2007 ... earned the Area 6 MVP award in 2007 ... named Class 1A Area 5 Tournament MVP in 2008 and 2009 ... selected as the

Class 1A Central Regional Tournament MVP 2008 and 2009 ... selected to Class 1A Girls Second Team by the Alabama Sports Writers Association following the 2006-07 season ... 2007, 2008 and 2009 West Alabama All-Star Super Five honoree ... Girls Player of the Year Finalist in 2008 and 2009 ... named to the Class 1A Girls Final Four All-Tournament Team in 2009 ... compiled 3,169 career points over varsity career ... led Sunshine High School in scoring with an average of 29.2 points per game, steals with 6.4 thefts per outing and assists with 2.7 dishes a contest her senior year ... scored 30-plus points on 13 occasions throughout the 2009-10 season and reached the 40-point mark twice ... averaged 31.1 points per game and 10.5 rebounds per game her junior year ... played club basketball for the Alabama Twisters.

PERSONAL INFORMATION

Born June 6, 1992 ... daughter of Joseph Carlisle Jr. and Barbara Myers ... has one brother, Devonte and one sister, Shantel ... majoring in psychology.

PLAYER PROFILES

2010-11 Game-by-Game Statistics

Opponent	Date	TOTAL			3-PTS			REBOUNDS															
		GS	Min	FGA	Pct	3FGA	Pct	FT	FTA	Pct	Off	Def	Tot	Avg	PF	A	TO	Blk	Stl	Pts	Avg		
TENNESSEE STATE	11/12	8	3	6	.500	2	5	.400	0	0	.000	0	1	1	1.0	1	0	2	0	1	8	8.0	
CENTRAL ARK.	11/14	12	2	5	.400	2	5	.400	0	0	.000	0	1	1	1.0	2	0	0	0	0	6	7.0	
ALABAMA STATE	12/1	17	5	8	.625	1	3	.333	2	2	1.00	0	4	4	2.0	3	2	1	0	2	13	9.0	
ARK. PINE BLUFF	12/4	15	3	6	.500	1	3	.333	2	2	1.00	2	1	3	2.3	2	2	3	0	2	9	9.0	
at Kansas	12/12	10	0	5	.000	0	5	.000	0	0	.000	0	0	0	1.8	3	1	0	0	0	7.2		
BELMONT	12/18	21	2	6	.333	1	5	.200	0	0	.000	0	1	1	1.7	0	2	0	0	3	5	6.8	
ALABAMA A&M	12/20	5	0	2	.000	0	1	.000	0	0	.000	1	0	1	1.6	2	0	0	0	0	0	5.9	
AUBURN	1/2	9	3	7	.429	3	7	.429	0	0	.000	0	1	1	1.5	1	0	0	0	0	9	6.3	
at Tennessee	1/6	14	1	10	.100	1	8	.125	0	0	.000	0	0	0	1.3	1	0	1	0	0	3	5.9	
VANDERBILT	1/13	27	2	10	.200	1	4	.250	0	2	.000	2	3	5	1.7	2	4	1	0	0	5	5.8	
ARKANSAS	1/16	20	2	6	.333	0	4	.000	2	2	1.00	0	3	3	1.8	4	0	4	0	0	6	5.8	
GEORGIA	1/20	14	2	10	.200	1	8	.125	0	0	.000	2	0	2	1.8	2	1	1	0	0	5	5.8	
at South Carolina	1/23	15	3	9	.333	2	5	.400	1	1	1.00	0	2	2	1.8	1	1	1	0	0	9	6.0	
at Florida	1/27	4	0	1	.000	0	0	.000	0	0	.000	0	0	0	1.7	0	1	0	0	0	0	5.6	
KENTUCKY	1/30	2	0	0	.000	0	0	.000	0	0	.000	0	0	0	1.6	0	0	1	0	0	0	5.2	
at Mississippi State	2/3	3	0	0	.000	0	0	.000	1	2	.500	0	1	1	1.6	0	0	0	0	0	1	4.9	
at Georgia	2/6	3	2	4	.500	1	3	.333	0	0	.000	0	0	0	1.5	0	0	0	0	1	5	4.9	
FLORIDA	2/13	10	1	2	.500	1	1	1.00	0	0	.000	0	1	1	1.4	1	0	1	0	0	3	4.8	
at Auburn	2/17	2	0	1	.000	0	1	.000	0	0	.000	0	0	0	1.4	0	0	0	0	0	0	4.6	
MISSISSIPPI STATE	2/24	12	2	7	.286	1	5	.200	1	2	.500	0	0	0	1.3	2	2	0	0	1	6	4.7	
at Arkansas	2/27	10	2	2	1.00	1	1	1.00	8	9	.889	0	0	0	1.2	1	1	0	0	1	13	5.0	
vs. LSU	3/3	14	2	7	.286	2	7	.286	0	0	.000	0	1	1	1.2	1	0	2	0	0	6	5.1	
at Memphis	3/17	8	1	2	.500	0	1	.000	0	2	.000	0	0	0	1.2	1	0	1	0	0	2	5.0	
at Northwestern	3/20	3	1	2	.500	0	1	.000	0	0	.000	0	0	0	1.1	2	0	0	0	0	2	4.8	
at Toledo	3/22	3	0	2	.000	0	2	.000	0	0	.000	0	1	1	1.1	1	0	1	0	0	0	4.6	
Totals		0	261	39	120	.325	21	85	.247	17	24	.708	7	21	28	1.1	33	17	20	0	11	116	4.6



PLAYER PROFILES

Career Stats

Year	GP-GS	Min	Avg	FG	FGA	Pct	3FG	3FGA	Pct	FT	FTA	Pct	Off	Def	Tot	Avg	PF-FO	A	TO	Blk	Stl	Pts	Avg
2010-11	25-0	261	10.4	39	120	.325	21	85	.247	17	24	.708	7	21	28	1.1	33-0	17	20	0	11	116	4.6
TOTAL	25-0	261	10.4	39	120	.325	21	85	.247	17	24	.708	7	21	28	1.1	33-0	17	20	0	11	116	4.6



3

5-7 • Soph.

Guard

Jasmine ROBINSON

Memphis, Tenn./Overton HS

PLAYER PROFILES

CAREER HIGHS

Points..... 19 - 2X, last vs. Southern Miss (12/28/10)
 Rebounds..... 6 vs. McNeese State (11/23/10)
 FG Made 7 vs. NC State (11/17/10)
 FG Attempted..... 13 vs. Providence (11/27/10)
 3PT FG Made..... 3 at Southern Miss (12/28/10)
 3PT FG Attempted... 6 - 2X las at Georgia (2/6/11)
 FT Made..... 9 vs. Providence (11/27/10)
 FT Attempted 14 vs. Providence (11/27/10)
 Assists 4 at Arkansas (2/27/11)
 Steals 3 - 2X, last vs. McNeese State (11/23/10)
 Blocks..... 1 vs. Tennessee St. (11/12/10)
 Minutes..... 54 vs. Providence (11/27/10)

SEC HIGHS

Points..... 12 vs. Arkansas (1/16/11)
 Rebounds..... 5 vs. Vanderbilt (1/13/11)
 FG Made 3 - 5X, last vs Florida (2/13/11)
 FG Attempted..... 11 - 3X, last at Georgia (2/6/11)
 3PT FG Made..... 2 - 3X, last at Georgia (2/6/11)
 3PT FG Attempted . 6 - 2X, last at Georgia (2/6/11)
 FT Made..... 6 vs. Arkansas (1/16/11)
 FT Attempted 10 vs. Arkansas (1/16/11)
 Assists 4 at Arkansas (2/27/11)
 Steals 2 - 3X, last vs Florida (2/13/11)
 Blocks..... 1 vs. Mississippi State (2/24/11)
 Minutes..... 31 vs. Arkansas (1/16/11)

2010-11 SEASON HIGHS

Points..... 19 - 2X, last vs. Southern Miss (12/28)
 Rebounds..... 6 vs. McNeese State (11/23)
 FG Made 7 vs. NC State (11/17)
 FG Attempted..... 13 vs. Providence (11/27)
 3PT FG Made..... 3 at Southern Miss (12/28)
 3PT FG Attempted 6 at Tennessee (1/6)
 FT Made..... 9 vs. Providence (11/27)
 FT Attempted 14 vs. Providence (11/27)
 Assists 4 at Arkansas (2/27)
 Steals 3 - 2X, last vs. McNeese State (11/23)
 Blocks..... 1 - 2X, last vs. Mississippi State (11/12)
 Minutes..... 54 vs. Providence (11/27)



2010-11 (FRESHMAN)

Started seven games for the Tide ... added 10 points on the road against Georgia ... had 11 points, three rebounds and a pair of assists in Alabama's win at Mississippi State ... contributed seven points, two rebounds, two assists and one steal at Florida ... scored a team-high 12 points against Arkansas ... tied her career-high 19 points in the win over Southern Mississippi ... added nine points, three rebounds, two steals and one assist in the win over Alabama A&M ... was 5-of-6 from the free throw line against the Lady Bulldogs ... scored eight points in the win over Belmont ... played 54 of the 55 minutes in Alabama's triple overtime win over Providence in the Junkanoo Jam where she finished with 18 points ... made the first start of her collegiate career against No. 14 Florida State on Nov. 26 ... named SEC Freshman of the Week on Nov. 22 ... chipped in nine points, a career-high six rebounds and three steals in win over McNeese State ... scored a game-high 16 points in Alabama's road win at Georgia Southern ... played her best game to date against NC State scoring 19 points, while adding five rebounds, one assist and one steal ... had seven points, four rebounds, two steals and one assists in win over Central Arkansas ... in her collegiate debut, scored six points while adding three rebounds, three steals, one block and one assist in 17 minutes against Tennessee State ... averaged 7.4 points per game and 2.7 rebounds per contest.

HIGH SCHOOL

Ranked 65th overall recruit by ESPNU HoopGurlz in the class of 2010 ... one of 13 players chosen to play in Japan for the

Adidas Candace Parker Aces Global Travel Team ... garnered All-State accolades for the second time during her senior season ... averaged 21 points per game and helped lead Overton High School to its first appearance in the Tennessee State Tournament since 1967 ... served as team captain since her sophomore year ... played club basketball for the Memphis Lady Bobcats Gold Team.

PERSONAL INFORMATION

Born December 2, 1991 ... daughter of Gregory Robinson and Valery Moore ... has three brothers, Ronald, Nicholas and Tyler ... majoring in exercise and sport science.

PLAYER PROFILES

2010-11 Game-by-Game Statistics

Opponent	Date	TOTAL			3-PTS			REBOUNDS															
		GS	Min	FGA	Pct	3FG	3FGA	Pct	FT	FTA	Pct	Off	Def	Tot	Avg	PF	A	TO	Blk	Stl	Pts	Avg	
TENNESSEE STATE	11/12	17	3	7	.429	0	3	.000	0	1	.000	0	3	3	3.0	1	1	1	1	3	6	6.0	
CENTRAL ARK.	11/14	20	2	6	.333	0	3	.000	3	5	.600	1	3	4	3.5	4	1	0	0	2	7	6.5	
N.C. STATE	11/17	20	7	11	.636	2	3	.667	3	3	1.00	1	4	5	4.0	5	1	4	0	1	19	10.7	
at Georgia Southern	11/19	22	5	8	.625	0	2	.000	6	7	.857	2	3	5	4.3	3	1	2	0	1	16	12.0	
MCNEESE STATE	11/23	24	4	12	.333	0	4	.000	1	1	1.00	2	4	6	4.6	2	0	3	0	3	9	11.4	
vs. Florida State	11/26 *	28	3	10	.300	0	1	.000	3	9	.333	0	0	0	3.8	4	1	2	0	1	9	11.0	
vs. Providence	11/27 *	54	4	13	.308	1	3	.333	9	14	.643	1	2	3	3.7	3	1	6	0	1	18	12.0	
ALABAMA STATE	12/1 *	21	1	8	.125	1	2	.500	1	2	.500	1	3	4	3.8	2	2	0	0	2	4	11.0	
ARK. PINE BLUFF	12/4 *	24	2	7	.286	1	4	.250	1	2	.500	1	2	3	3.7	1	3	3	0	0	6	10.4	
at Kansas	12/12 *	24	2	12	.167	0	2	.000	2	3	.667	2	2	4	3.7	1	0	0	0	0	6	10.0	
BELMONT	12/18 *	24	2	8	.250	1	3	.333	3	5	.600	1	1	2	3.5	0	1	0	0	0	8	9.8	
ALABAMA A&M	12/20 *	35	2	6	.333	0	2	.000	5	6	.833	2	1	3	3.5	3	1	1	0	2	9	9.8	
at Southern Miss.	12/28	25	5	7	.714	3	5	.600	6	8	.750	0	2	2	3.4	2	1	1	0	0	19	10.5	
AUBURN	1/2	22	0	11	.000	0	3	.000	0	0	.000	0	0	0	3.1	0	3	0	0	0	0	9.7	
at Tennessee	1/6	25	3	8	.375	2	6	.333	2	2	1.00	2	1	3	3.1	2	2	2	0	0	10	9.7	
at LSU	1/9	21	2	6	.333	1	3	.333	0	0	.000	0	1	1	3.0	4	1	0	0	1	5	9.4	
VANDERBILT	1/13	18	1	6	.167	0	2	.000	1	2	.500	1	4	5	3.1	1	0	3	0	1	3	9.1	
ARKANSAS	1/16	31	3	8	.375	0	2	.000	6	10	.600	0	3	3	3.1	1	0	4	0	0	12	9.2	
GEORGIA	1/20	20	0	3	.000	0	1	.000	0	0	.000	1	2	3	3.1	0	2	2	0	0	0	8.7	
at South Carolina	1/23	21	1	6	.167	0	3	.000	1	2	.500	0	2	2	3.1	2	0	0	0	0	3	8.5	
at Florida	1/27	26	3	10	.300	1	3	.333	0	2	.000	1	1	2	3.0	0	2	1	0	1	7	8.4	
KENTUCKY	1/30	22	2	7	.286	0	2	.000	1	3	.333	1	0	1	2.9	4	0	1	0	0	5	8.2	
at Mississippi State	2/3	30	3	11	.273	2	5	.400	3	5	.600	0	3	3	2.9	3	2	1	0	0	11	8.3	
at Georgia	2/6	27	3	11	.273	2	6	.333	2	3	.667	0	3	3	2.9	3	2	0	0	2	10	8.4	
FLORIDA	2/13	26	3	9	.333	1	2	.500	0	2	.000	0	2	2	2.9	2	1	3	0	2	7	8.4	
at Auburn	2/17	19	0	4	.000	0	2	.000	2	2	1.00	1	1	2	2.8	2	2	2	0	0	2	8.1	
MISSISSIPPI	2/20	24	1	6	.167	0	2	.000	3	4	.750	0	0	0	2.7	0	1	1	1	1	5	8.0	
MISSISSIPPI STATE	2/24	28	2	5	.400	0	1	.000	1	2	.500	1	2	3	2.8	3	0	3	1	0	5	7.9	
at Arkansas	2/27	20	2	3	.667	0	0	.000	1	3	.333	0	4	4	2.8	2	4	4	0	1	5	7.8	
vs. LSU	3/3	30	2	8	.250	1	3	.333	0	0	.000	0	1	1	2.7	2	3	5	0	0	5	7.7	
at Memphis	3/17	31	0	9	.000	0	3	.000	3	6	.500	1	1	2	2.7	2	0	2	0	1	3	7.5	
at Northwestern	3/20	29	1	8	.125	0	4	.000	1	2	.500	1	2	3	2.7	3	1	2	0	2	3	7.4	
at Toledo	3/22	24	2	3	.667	0	0	.000	2	7	.286	0	1	1	2.7	1	1	1	0	0	6	7.4	
Totals		7	832	76	257	.296	19	90	.211	72	123	.585	24	64	88	2.7	68	41	60	3	28	243	7.4



PLAYER PROFILES

Career Stats

Year	GP-GS	Min	Avg	FG	FGA	Pct	3FG	3FGA	Pct	FT	FTA	Pct	Off	Def	Tot	Avg	PF-FO	A	TO	Blk	Stl	Pts	Avg
2010-11	33-7	832	25.2	76	257	.296	19	90	.211	72	123	.585	24	64	88	2.7	68-1	41	60	3	28	243	7.4
TOTAL	33-7	832	25.2	76	257	.296	19	90	.211	72	123	.585	24	64	88	2.7	68-1	41	60	3	28	243	7.4



23

5-7 • Sr.

Guard

Ericka RUSSELL

Tuscaloosa, Ala./Northridge HS

PLAYER PROFILES

CAREER HIGHS

Points..... 30 vs. Georgia (3/4/10)
 Rebounds..... 9 vs. Southeastern La. (11/24/09)
 FG Made 11 vs. Georgia (3/4/10)
 FG Attempted.. 18 - 3X, last at Miss. State (2/3/11)
 3PT FG Made..... 8 at Arkansas (2/27/11)
 3PT FG Attempted.....12 - 2X, last at Miss. St. (2/3/11)
 FT Made..... 7 vs. Alabama State (12/1/10)
 FT Attempted 8 vs. Alabama State (12/1/10)
 Assists 7 vs. Florida (1/21/10)
 Steals..... 4 - 2X, last vs. Mississippi (2/20/11)
 Blocks..... 3 vs. UCF (12/3/08)
 Minutes..... 39 - 2X, last at South Carolina (1/23/11)

SEC HIGHS

Points..... 30 vs. Georgia (3/4/10)
 Rebounds..... 6 at Mississippi (1/18/09)
 FG Made 11 vs. Georgia (3/4/10)
 FG Attempted.. 18 - 2X, last at Miss. State (2/3/11)
 3PT FG Made..... 8 at Arkansas (2/27/11)
 3PT FG Attempted 12 at Miss. State (2/3/11)
 FT Made..... 5 - 3X, last vs. Auburn (1/14/10)
 FT Attempted 7 vs. Auburn (1/14/10)
 Assists 7 vs. Florida (1/21/10)
 Steals..... 4 - 2X, last vs. Mississippi (2/20/11)
 Blocks..... 2 - 2x, last vs. Florida (2/13/11)
 Minutes..... 39 at South Carolina (1/23/11)

2010-11 SEASON HIGHS

Points..... 28 at Arkansas (2/27)
 Rebounds..... 7 vs. Alabama State (12/1)
 FG Made 8 - 2X, last at Arkansas (2/27)
 FG Attempted..... 18 at Mississippi State (2/3)
 3PT FG Made..... 8 at Arkansas (2/27)
 3PT FG Attempted 12 at Mississippi State (2/3)
 FT Made..... 7 vs. Alabama State (12/1)
 FT Attempted 8 vs. Alabama State (12/1)
 Assists 4 - 3X, last vs. Mississippi (2/20)
 Steals..... 4 vs. Mississippi (2/20)
 Blocks..... 2 - 3X, last vs. Florida (2/13)
 Minutes..... 39 - 2X, last at South Carolina (1/23)

2010-11 (JUNIOR)

Member of the SEC Academic Honor Roll ... named SEC Player of the Week on Feb. 21 ... received the team's Defensive Award ... tied the school record for three pointers in a single game with eight at Arkansas ... tallied double-digit points in 19 of the Tide's games this season ... tallied 20 points, four rebounds and a pair of assists in Alabama's WNIT victory at Memphis ... instrumental in lifting Alabama over Mississippi where she scored a game-high, and season-best, 21 points ... more importantly, when the Rebels closed the gap to one point with 8:08 remaining in the game, she nailed a three-pointer and had a pair of steals that she converted to fast break layups to seal the victory for Alabama ... she would also collect a career-high tying four thefts ... added 12 points, four assists, two rebounds and one steal in Alabama's victory at Auburn ... chipped in 12 points, three assists, three steals and two blocks in the win over Florida ... had a team-high 11 points at Georgia ... recorded 16 points, including a three-pointer with 37 left on the clock, to help Alabama beat Mississippi State on the road ... also added three assists and a pair of steals in the win against the Lady Bulldogs ... collected 11 points, three steals, two rebounds, two blocks and one assist against Kentucky ... added 10 points, two steals, two assists and one rebound against Vanderbilt ... had 14 points while also dishing out a team-high four assists in the win over Alabama A&M ... chipped in a game-best 17 points in the win over Belmont ... added 14 points and went 7-of-8 from the free throw line in Alabama's win over Alabama State ... scored 18 points while also adding four rebounds, three assists and three steals in win over NC State ... had a game-high 18 points, 12 of which came from three-point range, in addition to three rebounds, two steals and one assists in season opener against Tennessee State.

2009-10 (SOPHOMORE)

Member of the SEC Academic Honor Roll ... received the team's Defensive Award ... played in 27 games after sitting out the first three with an injury ... started in 21 games throughout her sophomore season ... led the team in scoring seven times ... was second on the team in total points scoring 308 during the year ... led the team in three-pointers made with 46 ... posted a new career-high with 30 points connecting on 6-of-11 from behind the arc, in addition to grabbing four rebounds and two steals against Georgia in the SEC Tournament on March 4 ... her 30 points against the Lady Bulldogs tied the most points scored in a single game by a sophomore ... tallied 11 points in Alabama's win at Florida in the regular-season finale on Feb. 28 ... recorded 12 points, two rebounds, two assists and two steals against Tennessee on Feb. 18 ... posted 13 points, four rebounds and a career-high four steals at Georgia on Feb. 14 ... scored 15 points and added four rebounds, two assists and a pair of steals at Vanderbilt on Jan. 28 ... set a new career-high with seven assists in addition to posting 18 points against Florida on Jan. 21 ... led the Tide with 17 points, including five shots from behind the arc against Kentucky on Jan. 17 ... added 14 points against both South Carolina and Auburn on Jan. 10 and Jan. 14, respectively ... scored 22 points, including 15 from three-point range in the second half, at Mississippi on Jan. 6 ... tallied 14 points and dished out four assists against

Southern Miss on Dec. 30 ... chipped in a game-high 13 points in win over Presbyterian College on Dec. 21 ... connected on 4-of-5 attempts from behind the arc against Illinois on Nov. 29 on her way to scoring 14 points ... scored 16 points and added five rebounds, three assists and a steal against CSU Bakersfield on Nov. 28 ... had a solid outing versus Southeastern Louisiana on Nov. 24 with 12 points, nine rebounds and two steals ... returned from injury against Belmont on Nov. 21 scoring four points and adding three steals, two assists and a pair of rebounds.

2008-09 (FRESHMAN)

Named to SEC All-Freshman Team ... Started 25 games for Alabama ... saw action in all 30 games ... amassed double-figure points 14 times ... the Tide's top point producer on seven occasions ... played a career-high 36 minutes on her way to scoring 17 points and grabbing three steals in win over Mississippi on Feb. 19 ... pulled down a career-high six rebounds and tied her career-high in steals with three against Mississippi on Jan. 18 ... drained a career-best 25 points in SEC debut against Vanderbilt on Jan. 8 ... pulled down a career-high tying five rebounds on Dec. 29 against Belmont ... scored 21 points and added four rebounds and three steals against Austin Peay on Dec. 20 ... made first career start against Northern Iowa on Nov. 29 ... voted to the Nugget Classic All-Tournament Team ... averaged 10.1 points per game, second best on the team ... averaged 1.0 steal per game ... scored 304 points and grabbed 30 steals on the season ... led the Tide in three pointers made with 57, averaging 1.9 per game ... named to the Alpha Lambda Delta honor society, Phi Eta Sigma freshman honor society, National Society of Collegiate Scholars and recognized for the Black Scholars Award ... member of the SEC Freshmen Academic Honor Roll.

HIGH SCHOOL

Attended Northridge High School in Tuscaloosa, Ala. ... played for Lytrice Washington at NHS ... first female basketball player at NHS to sign a Division I scholarship ... named to the Tuscaloosa News Super Five twice and was selected as Player of the Year after her senior season ... named team MVP for three seasons ... was the leading scorer at NHS for three seasons ... finished her career with a school record 1,792 points ... first player in NHS history to break the 1,000 point barrier ... reached 1,000 points in just two seasons ... led NHS to a 25-5 record her senior season ... helped NHS to an Area championship her freshman and sophomore seasons ... helped NHS reach its first regional in school history her freshman campaign ... averaged 21 points, 6.0 rebounds, 5.0 assists and 5.0 steals in her high school career ... tallied 23 points, 7.0 rebounds, 6.0 assists and 4.0 steals as a senior ... recorded 17.1 points, 6.8 boards, 4.7 assists and 4.5 steals per game her junior year ... recorded a career-high 37 points twice ... missed her sophomore season with a torn ACL ... played for the Alabama Twisters club team ... helped the Twisters make the Elite Eight at the national tournament in 2007.

PERSONAL INFORMATION

Born October 9, 1989 ... daughter of Edward Braggs and Betty Russell ... has one sister, Latasha ... earned her undergraduate degree in business administration in three years ... currently pursuing a master's degree in sport management.



2

5-7 • RS Soph.

Guard

**Kristin
BUSH**

Huntsville, Ala./Huntsville HS

2010-11 (SOPHOMORE)

Joined the team as a walk on in January but did not see any game action.

HIGH SCHOOL

Played varsity all four years for 6A-Huntsville High School ... led the state with 7.4 assists per game during her senior season according to MaxPreps ... scored double figures in 18 of 24 games during her senior season ... hit the game-winning free throw with no time left on the game clock to win 6A Area Championship in 2008 ... Area Runner-Up in 2009 ... All-Area and All-Area Tournament in 2008 and 2009 ... First-Team All-City in 2008 and 2009 ... All-City MVP in 2008 ... HHS MVP in 2008 and 2009 ... played club basketball for the nationally-ranked AL Southern Starz who were six-time Alabama AAU State Champions, four-time Top 10 in the nation and AAU National Runner-Up in 2006 ... served as head coach of AL Southern Starz 10U in 2008 and 11U in 2009.

PERSONAL INFORMATION

Born April 25, 1991 ... daughter of Doug and Catherine Bush ... has two sisters, Lauren and Mary Ruth ... majoring in nursing.



PLAYER PROFILES



21

6-1 • Jr.

Forward

**Kyra
CROSBY**

Powder Springs, Ga./Gulf Coast CC

AT GULF COAST COMMUNITY COLLEGE
 Rated the No. 1 junior college player in the nation according to the Dan Olson Collegiate Girls Basketball Report ... named to the 2011 State Farm/WBCA All-America Team ... All-Panhandle Conference First Team selection ... appeared in 22 games where she averaged 19.5 points, 8.5 rebounds, 3.0 steals, 2.0 blocks and 1.7 assists per contest ... recorded five double-doubles on the season ... also added a triple-double with 29 points, 30 rebounds and 10 steals against Chipola College on Jan. 8 ... had a season-high 37 points against Hillsborough Community College on Dec. 3 ... helped lead Gulf Coast Community College to a 35-1 record en route to winning the 2010 National Junior College Athletic Association (NJCAA) National Championship ... averaged 10.4 points, a 49.8 shooting percentage and 3.3 rebounds during her rookie campaign ... named to the All-Panhandle Conference First Team.

HIGH SCHOOL

Stared for McEachern High School ... named the 2008 Marietta Daily Journal Player of the Year ... two-time Cobb County Tip-Off Club First Team selection ... two-time member of the Atlanta Tipoff Team.

PERSONAL INFORMATION

Born on May 18, 1991 ... daughter of Dana Crosby-Beasley ... has two brothers, Michael and Arlen ... majoring in criminal justice.





1

6-0 • Fr.

Forward

Aneesah DANIELS

Decatur, Ga./Redan HS

HIGH SCHOOL

Ranked No. 96 overall and No. 29 at her position by ESPNU HoopGurlz ... No. 69 overall recruit by Dan Olson Collegiate Girls Report ... selected as the Georgia 4A Region Player of the Year ... named to 2010 Atlanta Tipoff Club Early-Season All-Metro Team ... averaged 17 points, 11 rebounds and four assists per game her senior season ... had a season-high 30 points and 22 rebounds in a single game ... as a junior, helped lead Redan High School to a 30-1 record and the Class AAAAA State Championship ... averaged 12.4 points per game and 10.6 rebounds per game ... earned Second Team All-State honors last season ... had a breakout performance against Douglass High School where she contributed 20 points and 20 rebounds.

PERSONAL INFORMATION

Born on March 11, 1993 ... daughter of Raymond and Wanda Daniels ... has three brothers, Jermarco, Rashaad, and Raymond, and one sister, Alysse ... majoring in criminal justice.



PLAYER PROFILES



25

6-1 • Soph.

Forward

Briana HUTCHEN

Baltimore, Md./Rutgers

AT RUTGERS

Made her collegiate debut in the season opener versus California ... tallied the first points of her collegiate career against North Carolina A&T where she chipped in six points and six rebounds in only eight minutes ... appeared in 28 games as a freshman putting in a combined 181 minutes ... saw action in all but three games in her first season ... scored four points and collected five rebounds against UConn.

HIGH SCHOOL

Named the Baltimore Sun Girls' Basketball Player of the Year in 2010 ... averaged 17 points and 15 rebounds per game ... helped lead the Panthers to a 25-3 record ... earned a share of the MVP trophy at the Capital Classic, a high school basketball all-star game following senior campaigns that showcases the best talent in the Washington, D.C./Maryland and Virginia area ... played with the Maryland Comets club program.

PERSONAL INFORMATION

Born on November 12, 1992 ... daughter of Tim and Gay Hutchen ... has two brothers, TJ and Charles (deceased) ... majoring in communications.



PLAYER PROFILES



30

6-0 • Soph.

Forward

Brittany JACK

Suwanee, Ga./Peachtree Ridge HS

AT SAMFORD

Averaged 12.6 minutes as a freshman ... shot 46.7 percent from the floor ... was a 70.0 percent free throw shooter ... had her first of two collegiate starts vs. Elon ... led the team with seven rebounds against Davidson ... competed in 25 games as a freshman ... was 2-for-3 from the 3-point line in the game against UNC Greensboro ... had a season-high 10 points while playing a season-best 28 minutes versus Central Connecticut ... played 15-plus minutes nine times in the season ... had six points against Western Carolina in the SoCon Tournament quarterfinals.

HIGH SCHOOL

Two-time All-County and All-Region selection ... named team MVP as a junior and senior ... averaged 14.2 points per game and 7.8 rebounds per outing ... four-year varsity starter ... played at every position except center as a senior.

PERSONAL INFORMATION

Born July 1, 1992 ... daughter of Roland, Sr. and Dell Jack ... has two brothers, Roland, Jr. and Brandon ... majoring in American history.



PLAYER PROFILES



33

5-8 • Jr.

Guard

**Jessica
MERRITT**

Talladega, Ala./Pensacola State

AT PENSACOLA STATE COLLEGE

No. 5 overall junior college player and No. 3 shooting guard in the nation on the Dan Olson Collegiate Girls Basketball Report ... named to the 2011 State Farm/WBCA All-America Team ... All-Panhandle Conference First Team ... helped lead Pensacola to a third place finish in the NJCAA national tournament, scoring 14 points against Northern Oklahoma on March 20 ... averaged 14.8 points, 5.8 rebounds, 1.9 assists and 1.9 steals per game ... scored double-figure points on 20 occasions ... had a season-high 29 points, seven rebounds, six assists and six steals against Gulf Coast Community College on Jan. 15 ... selected as the FCCAA Player of the Week after leading the Lady Pirates to a 3-0 start this season on Nov. 9 ... averaged 18.3 points, 5.3 rebounds, 3.6 assists and 2.6 steals in the trio of contests and scored 25 points against Snead State on Nov. 6 ... named to the Florida Community College Activities Association (FCCAA) All-Tournament Team and the All-Panhandle Conference Second Team ... averaged 11.5 points per game in addition to 4.7 rebounds per outing ... recorded double-digit points in 18 of the 30 games she played in ... had a season-high 25 points against Trinity Valley Community College on Nov. 13.

HIGH SCHOOL

As senior in 2009, played in the Alabama-Mississippi All-Star Basketball game ... member of the Alabama Sports Writers Association (ASWA) 5A First Team.

PERSONAL INFORMATION

Born on April 28, 1991 ... daughter of Jeff Merritt and Tunya Gooden ... has two brothers, Jeremiah and Johnathan, and four sisters, LaToya, Tanesha, Alyssa, and Trinity ... majoring in criminal justice.



PLAYER PROFILES



10

5-11 • Jr.

Guard

Meghan PERKINS

Montgomery, Ala./Pensacola State

PLAYER PROFILES

AT PENSACOLA STATE COLLEGE

Ranked 18th overall and the No. 7 wing on Dan Olson's Collegiate Girls Basketball Report ... named to the 2011 State Farm/WBCA All-America Team ... selected as the Panhandle Conference Player of the Year ... All-Panhandle Conference First Team ... helped lead Pensacola to a third place finish in the NJCAA national tournament, scoring 13 points against Northern Oklahoma on March 20 ... scored 33 points against Florida Gulf Coast ... averaged 15.5 points, 7.2 rebounds, 2.6 steals, 1.9 assists and 1.4 blocks per contest ... named to the All-Panhandle Conference Second Team ... averaged 12.5 points and 6.4 rebounds per game ... scored double-digit points in 17 of 29 games she appeared in ... recorded four double-doubles ... top statistical outing came against Enterprise State Community College on Nov. 6, where she chipped in 22 points while adding 14 rebounds, four steals and a pair of assists.


HIGH SCHOOL

2008 ASWA 6A Honorable Mention All-State selection ... 2009 5A Second Team honoree ... played in both the Alabama All-Star Sports Week North-South Basketball game and the Alabama-Mississippi All-Star Classic, where she had 12 points and 12 rebounds ... finished her high school career at Carver High School, but teamed up with current Crimson Tide sophomore Celiscia Farmer at Robert E. Lee High School before transferring.

PERSONAL INFORMATION

Born on January 9, 1991 ... daughter of Jackie, Youlanda and Aaron Tucker ... has two brothers, Quinton and Jackie Jr. and four sisters, Deidra, Torie, Brittiany and Gabrielle ... majoring in criminal justice.





0

5-10 • Soph.

Guard

**Daisha
SIMMONS**

Jersey City, N.J./Rutgers

AT RUTGERS

Made her first career start in a home win over Syracuse ... tallied career highs across the board in the win over North Carolina A&T ... competed in all but one of Rutgers' games this season ... scored in all but seven games she played in ... averaged 2.4 points and rebounds per game ... started in four games as a freshman ... chipped in 37 rebounds in conference action ... played 589 total minutes as a freshman.

HIGH SCHOOL

Somerset County (N.J.) all-time leading girls scorer with 2,488 points ... registered one quadruple-double, eight triple-doubles and six double-doubles her senior year ... three-time Courier Post Player of the Year ... averaged 21.5 points and 8.4 assists her senior season ... ranked 15th best in the state of New Jersey ... shot 56 percent from the floor, while scoring in double figures in 28 of 29 games ... two-time Somerset County Tournament champion and Most Valuable Player ... led the Knights to their first NJ-SIAA sectional title ... earned Newark Star-Ledger Player of the Year honors in 2010 ... rated the 11th-best shooting guard by ESPN's HoopGurlz ... played with club team Ring City coached by Ron Harper.

PERSONAL INFORMATION

Born on January 13, 1991 ... daughter of Christena Simmons ... has four brothers, Chaz, Ronnell, Frank, and Kenneth, and four sisters, Nakita, Shayla, Charisma and Naquell ... majoring in business.



PLAYER PROFILES



15

5-6 • Soph.

Guard

**Erika
WATERS**

Lawrenceville, Ga./Peachtree Ridge HS

2010-11 (FRESHMAN)

Joined the team as a walk on in January but did not see any game action.

HIGH SCHOOL

Two-time All-Region 7AAAAA Second Team selection ... team Defense Player of the Year both senior and junior year ... served as team captain her junior and senior year ... all-tournament selection in the Deep South Classic as a senior ... Honorable Mention Gwinnett County Tipoff Team of the Year ... averaged 14.2 points, 5.6 rebounds, 2.9 assists per game ... scored 30 or more points in three games with a career high 36 points against Collins Hill as a senior.

PERSONAL INFORMATION

Born April 23, 1992 ... daughter of Derrick and Fredia Waters ... has one brother, Derrick, and two sisters, Kim and Sharri ... majoring in environmental science.



PLAYER PROFILES

2010-11 SENIORS LOST



Katie Hancock (2007-11)

5-11 • Forward • Tupelo, Miss.

Year	GP-GS	Min/Avg	FG-FGA	Pct	3FG-FGA	Pct	FT-FTA	Pct	Off	Def	Tot	Avg	PF-FO	A	TO	Blk	Stl	Pts/Avg
2007-08	11-11	272/24.7	25-65	.385	7-33	.212	9-20	.450	9	19	28	2.5	11-0	17	45	0	3	66/6.0
2008-09	30-21	454/15.1	46-126	.365	12-53	.226	21-26	.808	41	66	107	3.6	34-0	24	36	8	15	125/4.2
2009-10	28-9	373/13.3	31-82	.378	2-15	.133	13-25	.520	27	41	68	2.4	34-0	26	29	4	8	77/2.8
2010-11	16-16	264/16.5	21-53	.396	1-9	.111	8-15	.533	23	23	46	2.9	20-0	20	23	5	8	51/3.2
TOTALS	85-57	1363/16.0	123-326	.377	22-110	.200	51-86	.593	100	149	249	2.9	99-0	87	133	17	34	319/3.8



Tierney Jenkins (2007-11)

6-0 • Forward • Mt. Juliet, Tenn.

Year	GP-GS	Min/Avg	FG-FGA	Pct	3FG-FGA	Pct	FT-FTA	Pct	Off	Def	Tot	Avg	PF-FO	A	TO	Blk	Stl	Pts/Avg
2007-08	30-26	721/24.0	140-310	.452	1-5	.200	73-110	.664	82	118	200	6.7	90-2	15	90	20	53	354/11.8
2008-09	30-9	706/23.5	124-284	.437	2-7	.286	83-118	.703	94	128	222	7.4	76-2	38	79	15	48	333/11.1
2009-10	29-21	759/26.2	128-266	.481	0-0	.000	81-120	.675	99	165	264	9.1	89-4	40	72	14	49	337/11.6
2010-11	33-33	1073/32.5	200-476	.420	0-3	.000	111-154	.721	142	208	350	10.6	100-4	53	62	30	94	511/15.5
TOTALS	122-89	3259/26.7	592-1336	.443	3-15	.200	348-502	.693	417	619	1036	8.5	355-12	146	303	79	244	1535/12.6



LaToya King (2009-11)

5-4 • Guard • Stuart, Fla.

Year	GP-GS	Min/Avg	FG-FGA	Pct	3FG-FGA	Pct	FT-FTA	Pct	Off	Def	Tot	Avg	PF-FO	A	TO	Blk	Stl	Pts/Avg
2009-10	28-13	640/22.9	62-190	.326	6-32	.188	36-62	.581	9	49	58	2.1	63-2	86	106	1	30	166/5.9
2010-11	29-26	659/22.7	44-117	.376	1-5	.200	32-48	.667	17	42	59	2.0	51-0	82	94	1	46	121/4.2
TOTALS	57-39	1299/22.8	106-307	.345	7-37	.189	68-110	.618	26	91	117	2.1	114-2	168	200	2	76	287/5.0



Varisia Raffington (2007-11)

5-11 • Guard • Tallahassee, Fla.

Year	GP-GS	Min/Avg	FG-FGA	Pct	3FG-FGA	Pct	FT-FTA	Pct	Off	Def	Tot	Avg	PF-FO	A	TO	Blk	Stl	Pts/Avg
2007-08	29-2	395/13.6	42-122	.344	11-40	.275	12-21	.571	16	26	42	1.4	33-0	17	45	4	11	107/3.7
2008-09	30-30	771/25.7	123-280	.439	29-79	.367	18-24	.750	52	80	132	4.4	49-0	46	58	6	13	293/9.8
2009-10	18-18	546/30.3	87-209	.416	21-58	.362	24-33	.727	39	53	92	5.1	33-1	24	38	8	16	219/12.2
2010-11	28-8	356/12.7	46-118	.390	11-33	.333	13-21	.619	15	27	42	1.5	21-0	18	20	3	14	116/4.1
TOTALS	105-58	2068/19.7	298-729	.409	72-210	.343	67-99	.677	122	186	308	2.9	136-1	105	161	21	54	735/7.0



Head Coach

Fourth Season

Wendell HUDSON

Alabama, 1973

When he assumed the role of head coach for the Crimson Tide women's basketball team in 2008, Wendell Hudson had a vision to bring a program that had once produced all-Americans and competed in a Final Four back to national prominence. As he enters his fourth season at the helm, Hudson is more excited than ever because he sees the building blocks falling in place that will make his vision a reality.

Hudson and the rest of the team have adopted the sacrifice theme for this year's squad, which he believes has the potential to be something very special.

Amongst the 16-member roster is lone senior Ericka Russell, who has been one of the Tide's best scorers and defenders since arriving at the Capstone in 2008, along eight additional returnees. The Alabama staff also brought in seven newcom-



ers, who all have the potential to make immediate impacts on the team's success.

The 2010-11 season was an exciting one for Alabama women's basketball. Coach Hudson and his staff led the team to its first winning record in eight seasons, finishing 16-13 in the regular season and 18-15 overall. This success also ushered the team to its first postseason appearance since the 2001-02 season.

The Tide ranked 36th in steals per game (10.7 spg) in the nation and ninth in turnover margin (5.85), which is a vast increase since Hudson and his staff have taken over. In addition, Alabama has averaged nearly 12 more points per game in the Hudson era.

Despite a 12-18 overall record following his second season, the Tide made progressive strides as Alabama finished the regular season with its highest SEC win total since 2005. In addition, the Tide won multiple road games in the league for the first time since 2002 and snapped an

eight-game losing skid to rival Auburn on Feb. 7, 2010. Under Hudson's guidance, several individuals made record-setting performances during the 2009-10 season including Tierney Jenkins, Dedrea Magee, Varisia Raffington and Ericka Russell. Five members of his team were also named to the SEC Academic Honor Roll.

In his first season, Hudson guided the Tide to its best start in nearly a decade as it went 12-3 prior to entering Southeastern Conference play. The 2008-09 squad collected five more wins than in the previous season and won six-consecutive contests for the most in a row since 2002. Russell was one of eight league rookies to be named to the SEC All-Freshman Team and also garnered Freshmen Academic Honor Roll recognition. In addition, Butler and Williams were both named to the SEC Academic Honor Roll for their successes in the classroom.

Prior to taking the head coaching reins, Hudson served from 2003 to 2008 as Associate Athletic Director for Alumni Relations at the Capstone, a place he built strong roots in 30 years prior.

Hudson graduated from the University of Alabama as the first African American scholarship athlete and earned SEC Most Valuable Player honors in 1973. He led both Alabama and the conference in scoring and was second in rebounding in 1972 and was first in boards and second in points the next season. Hudson finished his playing career in the crimson and white with 1,326 points and 826 rebounds ranking him 18th and 10th in the Alabama annals, respectively.

A veteran basketball coach with 28 years of experience with both men and wom-



The Hudson Family: Wendell and his wife, Belinda.

en's teams, including seven seasons in the SEC, Hudson has a proven track record of success, especially in the state of Alabama. Hudson began his coaching with the Tide under C.M. Newton as an assistant from 1974-79. On the sideline as an assistant at the Capstone, Hudson helped the crimson and white compile a 129-41 record that included three-straight SEC titles and a Sweet 16 appearance in 1976. Alabama was ranked in the nation's top-10 for 43 of 54 weeks during its three-year SEC title run.

Hudson then moved on to be an assistant at North Alabama where his teams recorded an overall record of 56-31, including two trips to the NCAA Division II Tournament where the Lions went to the Final Four in 1980.

Other coaching stops included Rice (1982-83), Mississippi (1983-85) and Baylor (1985-86) before he turned his career to athletic administration at McLennan Community College in Waco, Texas in 1986.

While at McLennan, Hudson served four years as Assistant Athletic Director before being named Athletic Director, a position he held for six years. He also served as the women's basketball coach from 1986-1999. In 2001, Hudson took over the head coaching duties for the men's squad. In the 12 seasons at McLennan, Hudson compiled a 239-127 overall record, including a 219-117 mark as the head women's coach for 11 seasons.

In 2000, Hudson was awarded the Paul W. Bryant Alumni-Athlete Award given annually to former athletes who have distinguished themselves in the areas of character, contributions to society, professional achievement or service to fellowman since leaving the Capstone.

Hudson, a member of the Alabama Sports Hall of Fame, graduated from Alabama in 1973 with a Bachelor of Science degree. The Birmingham native was a second-round draft pick by the National Basketball Association's Chicago Bulls. Hudson also spent time playing for the American Basketball Association's Memphis Tams.


He is married to the former Belinda Urivie and has five children: Traci, Tasha, Michelle, David and Hawvy.



COACHING STAFF

HUDSON'S COACHING TIMELINE

1974-79	Alabama	Assistant Men's Basketball Coach
1979-82	North Alabama	Assistant Men's Basketball Coach
1982-83	Rice	Assistant Men's Basketball Coach
1983-85	Mississippi	Assistant Men's Basketball Coach
1985-86	Baylor	Assistant Men's Basketball Coach
1986-97	McLennan Community College	Head Women's Basketball Coach
2000-01	McLennan Community College	Head Men's Basketball Coach
2008-Present	Alabama	Head Women's Basketball Coach



Associate Head Coach Fifth Season

Ty EVANS

Wisconsin-Whitewater, 1995

Ty Evans, a former All-American for Wisconsin-Whitewater, returns for his fifth season on the Alabama coaching staff and second as the associate head coach and recruiting coordinator. He is in his 10th season overall in Division I and possesses coaching experience at both the professional and collegiate ranks.

Evans has been vital to the Tide's recruiting efforts and garnered national recognition in 2010 and 2011 after securing a pair of top-20 classes. Included in those classes is Alabama's first McDonald's High School All-American in Kaneisha Horn. In addition, the Tide landed two top-100 recruits, according to ESPN HoopGurlz, and three junior college All-Americans.



Evans has made an immediate impact at every stop of his coaching career that spans over a decade. Under his guidance, Evans has directly coached an all-conference player in all but one season. Developing the post players at every stop, Evans has been recognized as one of the top assistants in the nation.

Evans was instrumental in the development of former Tide standout Tierney Jenkins, who practically rewrote the Alabama record books last season. At the conclusion of her season year, Jenkins ranked sixth on Alabama's all-time scoring list with 1,535 points. She played her way into the national rankings where she tied for fourth in double-doubles with 20, while also coming in at No. 22 in rebounds (10.6 rpg) and No. 26 in steals (2.8 spg). Jenkins was selected to the Associated Press All-SEC First Team, named to the All-SEC First Team by league coaches and was the first Tide player to be selected to the SEC All-Defensive Team in Alabama history.

She was also honored by the Women's Basketball Coaches Association where she was named to the State Farm Coaches' All-Region Team.

Evans made an immediate impact on his arrival in Tuscaloosa as he guided Jenkins to Southeastern Conference All-Freshman recognition. She was

second among league rookies with 11.8 points per game. The newcomer led all SEC freshmen on the glass with 6.7 rebounds per contest. Her 11.8 points per contest was also a team high and 6.7 boards good for second-best on the squad.

Prior to joining the Tide, Evans took his coaching prowess to Georgetown University where he assumed every role including a stint as the recruiting coordinator. During his two-year stay in Washington D.C., 5-10 forward Kieraah Marlow garnered two-straight All-BIG EAST selections.

Evans began his collegiate coaching career at Saint Louis University where in 2001, he was instrumental in the development of Angie Lewis. The 6-1, All-Conference USA, forward led the Billikens in scoring with 13.8 points per game and rebounding with 8.1 rebounds per outing. Her 13.8 points ranked ninth and her 8.1 rebounds ranked seventh in the conference.

After a year away from the university coaching overseas, Evans returned to the bench at SLU where he, again, coached Lewis to a second All-Conference selection. Lewis, who was not honored by the conference the year he was away from the program, reaped the rewards of Evans back on campus. She finished the 2003-04 season with 485 points, the second-highest single-season total in school history, and averaged 18.0 points and 7.0 rebounds. Lewis broke the record for field goals made in a season with 194. She scored 32 points against East Carolina, the second-



The Evans Family: Shylyn, Tina, Alexis, Ty and Matthew.

highest single-game total in school history and was the first player at SLU to score at least 30 points in a game three times in one season. Lewis tallied 1,300 points in her career, the sixth-best total in school history, and her 659 rebounds ranks sixth on the rebounding chart.

While at SLU, Evans was also directly responsible for the recruitment of Mia Johnson. Johnson, a native of Minneapolis, Minn., was named to the Conference USA All-Freshman team after leading her team, and ranking fifth in the league, with a scoring average of 17.1 points per game. Johnson, who also had team highs of 87 assists and 50 steals while averaging 4.0 rebounds, hit 64 3-point baskets and set a school single-season record with 110 made free throws. Her 444 points were fifth-most in a single season in SLU history. Johnson transferred to Michigan State after Evans left the SLU bench.

At the professional ranks, during the 2002-03 season, Evans served as head coach with the Ulriken Eagles, based in Bergen, Norway, and competed in the Norway Professional Men's League. He guided the Eagles to the quarterfinals of the country's premiere, semi-professional basketball league known as the BLNO. Evans is also active in the coaching community as he's been invited the past three years to participate in the prestigious Consortium, presented by Nike. The Consortium is a career development opportunity for the truly elite assistant women's basketball coaches.

A 1995 graduate of the University of Wisconsin-Whitewater, Evans earned a degree in secondary education while serving as a co-captain on the basketball team for two seasons. He was a first team All-American for the Warhawks following the 1994-95 campaign. Evans garnered two-straight all-conference honors and led the Warhawks to the NCAA tournament twice. He was inducted into the Wisconsin-Whitewater Hall of Fame in October, 2009.

Evans spent the 1991 season at the University of Richmond before transferring to UW-W. That year, the Spiders won the Colonial Athletic Association Championship and went to the NCAA Tournament

where, as a No. 15 seed, defeated No. 2 seed Syracuse in the First Round.

Evans had a professional career overseas, playing in Norway and Taiwan. In 1998, he won his team's Most Valuable Player award in Norway and was named to the All-Star Foreign Tour Team in 1996.

Evans is married to the former Tina Perkins and has three children: Alexis, Matthew and Shylyn.



COACHING STAFF

EVANS' COACHING TIMELINE

2001-02	Saint Louis	Assistant Women's Basketball Coach
2002-03	Ulriken (Norway)	Head Men's Basketball Coach
2003-05	Saint Louis	Assistant Women's Basketball Coach
2005-07	Georgetown	Assistant Women's Basketball Coach
2007-10	Alabama	Assistant Women's Basketball Coach
2011-Present	Alabama	Associate Head Women's Basketball Coach



Assistant Coach Second Season

Leah DRURY

Alabama, 2006

Former women's basketball student-athlete and graduate assistant Leah Drury enters her second season on the Crimson Tide coaching staff.

Drury works primarily with the guards at Alabama. In addition, she is responsible for the team's academics, compliance, alumni relations and assists with recruiting and scouting.

Drury was welcomed back to the Capstone in April of 2010 after having spent the 2009-10 season at Pensacola State College where she helped lead the Pirates to a 24-6 record.

While at Pensacola State, Drury was responsible for not only on-court coaching, but also oversaw team academics and completed all administrative duties. In addition, she was the head recruiting coordinator. Drury also served as the strength and conditioning coach.

Prior to her one-year stint with the Pirates, Drury served as a graduate assistant for two seasons at Alabama. Her primary responsibilities included editing game and practice film and film exchange.

As a student-athlete, Drury went from being a walk-on to earning a scholarship and a starting role throughout much of her final two seasons. She led the team in assists as a junior while serving as team captain during both her junior and senior seasons.



An active member in the community, Drury was named to the SEC's Community Service team as a senior. She graduated with a bachelor's degree from the Capstone in December of 2006 where she majored in sports and fitness management. Drury then earned her master's from Alabama in May of 2009 with a degree in sport management.

She attended Southern Academy for high school and is the first player to have a jersey retired.

COACHING STAFF

DRURY'S COACHING TIMELINE

2007-09	Alabama	Graduate Assistant
2009-10	Pensacola State College	Assistant Women's Basketball Coach
2010-Present	Alabama	Assistant Women's Basketball Coach



Assistant Coach

Second Season

**Robert
MOSLEY**

Miles, 1999

Robert Mosley enters his second season as a member of the Alabama coaching staff where he works primarily with the post players in addition to recruiting, scouting, designing individual workouts and working with walk-ons.

Mosley joined the Alabama coaching staff in June of 2010 after seven successful seasons as head coach of the Ramsay High School Girls Basketball Team in Birmingham, Ala. Throughout his tenure, Mosley guided the Rams to an overall record of 187-48 and coached more than 20 players that went on to have collegiate careers.

Ramsay was extremely successful under Mosley winning four consecutive Class 5A State Championships from 2004-2007. In addition, the Rams made five Class 5A Final Four appearances and claimed five Birmingham City School Tournament Championships. His teams also had success in national competition, claiming the Nike Southeastern Shoot-out title in 2006 while finishing second in the Peach State Classic that same season.

For his efforts, Mosley has acquired several coaching accolades including Class 5A Coach of the Year (2004-2007), Tipoff Club Girls Coach of the Year (2004, 2006), Birmingham News Coach of the Year (2004-2006) and Birmingham Post Herald Girls Metro Coach of the Year (2004-2006).

Mosley was named Coach of the Year by the National Federation of High School



Coaches Association in 2006. He also has the distinction of coaching the first McDonald's All-American from the city of Birmingham and the first nationally top-ranked high school basketball player, male or female, from the state of Alabama.

Off the court, Mosley has been equally as active serving as a lecturer at various conferences and coaching clinics and was

a member of the selection committee for the Women's Basketball Coaches Association High School All-America Game.

Mosley earned a Bachelor of Science degree from Miles College, where he is a member of the Sports Hall of Fame, in 1999 with a major in social science education. He also acquired an Associate of Science degree in 1995 from Bishop State Community College.




The Mosley Family: Dasi and Robert.

COACHING STAFF

MOSLEY'S COACHING TIMELINE

2000-01	Banks Middle School	Head Boys' Basketball Coach
2001-03	Ramsay High School	Assistant Boys' Basketball Coach
2002-04	Ramsay High School	Assistant Girls' Basketball Coach
2004-10	Ramsay High School	Head Girls' Basketball Coach
2010-Present	Alabama	Assistant Women's Basketball Coach



Dir. of Operations First Season

Keisha McCLINIC

Middle Tennessee, 2005

Keisha McClinic enters her first season as Director of Operations; however she is no stranger to the Crimson Tide. Previously, McClinic served as Director of Player Development for two seasons and a graduate assistant for a pair seasons.

In her position as Director of Operations, McClinic is responsible for coordinating all travel, serving as the team liaison with equipment, facilities, housing, the business office, event management, marketing, media relations and nutrition, coordinating game scheduling and logistics for all official and unofficial visits as well as serving as the director of summer camps.

McClinic, a 2005 graduate from MTSU with a degree in recreational therapy, had worked in the private sector from 2005-07. While employed at PEMHS in Tampa, McClinic supervised psychiatric programs for children and adolescents during her tenure.

Prior to that, McClinic served as an assistant at MTSU during the 2004-05 season, helping the team to a 24-9 record that included a regular season and conference championship and an NCAA Tournament berth. She was responsible for the team's film exchange during that season and assisted with the Blue Raiders' summer camps.

As a senior in 2004, McClinic helped MTSU upset No. 12 North Carolina in the first round of the NCAA Tournament. She earned Sun Belt Defensive Player of the Week honors once that year while setting the school's single-season mark in steals with 112.

A team captain, McClinic earned MTSU's Defensive Player of the Year award as a senior. In her senior campaign, she finished the year ranked fourth in the nation with a 3.5 steal-per-game average. McClinic finished having played the most games (120) in school history and was ranked second in Blue Raider history in steals (246).

While at MTSU, McClinic was extremely active on campus and in the community. She worked with the Special Olympics and served an internship with an organization devoted to assisting patients with spinal cord injuries. She also served as a coordinator for Middle Tennessee's Basketball Camp for Adolescents and was an active member of the Student Athletic Advisory Committee.

A National Honor Society member, McClinic graduated from Eagles Landing High School in Stockbridge, Ga. She is the daughter of Brenda and Stephen McClinic. She has a younger brother, Eric.



Dir. of Player Development First Season

Martha KING

Trinity, 2008

Martha King begins her first season as Director of Player Development this year after serving as the Crimson Tide's Graduate Assistant during the 2010-11 season.

In her role as Director of Player Development, King serves as President of the Crimson Tide Hoops Squad, the official booster club of the Alabama women's basketball team, in addition to coordinating film exchange, overseeing the 5th Grade Fastbreak program, serving as the team liaison with Athletes in Action and overseeing community service endeavors for the team.

King has a strong background in basketball and sport management. As the graduate assistant for Alabama, she was responsible for the team's film exchange while also assisting with practice, game day, and other basketball operations.

A 2008 graduate of Trinity University with degrees in marketing and speech communication, King has been involved in and coached numerous youth basketball clinics and camps through the SEC and NCAA. She has worked with the SEC Basketball Youth Clinic, Birmingham Southern College's basketball camps, University of Alabama high school basketball camps and the NCAA Women's Final Four Yes! Youth Clinic. She headed up Better Basics, her own youth basketball and health awareness clinic for underprivileged elementary children. King also worked with USOC Warrior Games where she organized and assisted with the Military Paralympic games.

During her four years at Trinity, she earned a place in the record books coming in ninth for the most blocks during a season with 49, and coming in fourth for the most career blocks with 136. King was named MVP of the Springfield College Holiday Tournament and served as team captain and team chaplain her senior year. In 2009, Trinity advanced to the NCAA Sweet 16 after winning the SCAC Conference Championship. King was chosen by coaches and staff to represent women's basketball on the Trinity University Student-Athlete Advisory Committee.

King graduated from Mountain Brook High School in Birmingham, Ala. The daughter of Pat and Dorie King, she has an older sister Val, a younger sister Fran, and a dog named Bear Bryant.



COACHING STAFF



Graduate Assistant First Season

Jeanne WALKER

Alabama, 2011

Jeanne Walker enters her first season as graduate assistant for the Alabama women's basketball team after serving as a student manager for the Crimson Tide for the two previous years.

Walker's day-to-day responsibilities as graduate assistant include overseeing the in-office, practice and game duties of the student managers, serving as host to all visiting teams, helping to organize community outreach programs such as the Fall Kids' Clinic and the Fifth Grade Fastbreak programs, as well as helping out with the team's official booster club, the Crimson Tide Hoops Squad.

She also manages all recruitment information, updates and maintains the women's basketball recruiting web site and sends mailings.

Walker graduated from the University of Alabama in 2011 with a degree in marketing and specialization in sales. She is currently pursuing a Master's degree in sports management.



Strength Coach Seventh Season

Michelle DILTZ

Texas Women's, 2002

Michelle Diltz is in her seventh year with the Crimson Tide where she works primarily with women's basketball, softball and women's golf. In addition, she assists with football and both men's and women's track and field.

Since her arrival on campus, Diltz's squads have enjoyed much success and continued improvement each season. The nationally-recognized softball team, once again, advanced to the Women's College World Series in 2011, marking the third time it has accomplished the feat in four years. The women's golf team captured the SEC Championship in 2010 and finished third at the NCAA Championships that season.

Prior to joining the Alabama staff, Diltz spent two years at Texas A&M University where she earned a master's degree in Sports Physiology. While at A&M she worked as a graduate intern in strength and conditioning assisting with softball, volleyball and archery.

Diltz spent her undergraduate days at Texas Women's University. In 2002, she graduated with a Bachelor of Science in Exercise Physiology and minor in Nutrition. She was a four-year letter winner on the softball team where she served as team captain for the 2000-2002 seasons.

Diltz was also heavily involved off the field where she was Kinesiology Club President from 2000-2002 and Student Athlete Advisory Committee President from 2001-2002. In 2002, she was presented with the TWU Redbud Campus Leader Award. Following graduation Diltz stayed close to the softball team serving as the volunteer strength and conditioning coach for one season.

In addition to collegiate strength and conditioning, Diltz also had a brief stint as a personal trainer from 2002-2003. She is certified by the National Strength and Conditioning Association as both a Strength and Conditioning Specialists and Personal Trainer. In addition, Diltz is a certified member of the Collegiate Strength and Conditioning Coaches Association.

Diltz, who was formerly Michelle Martin, is married to BJ Diltz. The couple has one child, Brady.



Athletic Trainer Sixth Season

Jeremy DOBBS

UAB, 1999

Since 2006, Jeremy Dobbs has been the athletic trainer for Alabama women's basketball where his responsibilities include injury evaluation, daily treatments, rehabilitation, utilization and referral to team physicians and coverage of practices and games. In addition to women's basketball, Dobbs

is the oversight staff athletic trainer for volleyball. He also serves as a clinical instructor to athletic training students in the Athletic Training Education Program at Alabama.

Dobbs has spent nearly all of his professional and educational years at Alabama and Alabama at Birmingham. Prior to his current position with the Crimson Tide, Dobbs spent four years with UAB Sports Medicine. His duties included daily clinical operations, ordering x-rays, drawing up injections, casting and splinting patients and casting and fitting for custom or off-the-shelf braces. In this position, Dobbs also provided medical coverage for area high school athletic events.

In 1999, Dobbs began his first tenure with Alabama where he served as a Graduate Assistant Athletic Trainer working primarily with men's track and field and cross country. He also assisted with football, gymnastics, soccer, basketball and tennis. Day-to-day responsibilities for Dobbs were similar to those he performs now with the women's basketball team. He served as the Medical Coordinator for the 2000 Southeastern Conference Cross Country Championship meet and the Region IX Cross Country meet that same year. Dobbs graduated with a Master of Arts from the Capstone in Health Studies with an emphasis in Sports Medicine Health Care in 2001.

Dobbs' earned his Bachelor of Science in Health Promotion from UAB in 1999. Following completion of his master's degree, Dobbs attended the Temple University School of Podiatry completing a clinical application in Podorthics in 2002. This helped Dobbs to start Alabama Podorthic Design where he still works as part owner and Podorthist. As a Podorthist, Dobbs evaluates, analyzes gaits, molds and fabricates custom foot orthotics and educates patients on proper footwear.

Dobbs holds several certifications including the American Board of Certified Podorthics, National Athletic Trainer's Board, American Heart Association CPR & AED and Alabama Athletic Trainer licensure. He is also a member of the National Athletic Trainer's Association, Southeastern Athletic Trainer's Association and Alabama Athletic Trainer's Association.

Dobbs is married to the former Michelle Darnell, and the couple has three children: Hunter, Kelsey and Rylee.

COACHING STAFF



Amy BRAGG

Director of Performance Nutrition



Tom BUTTRAM

Academic Program Advisor



Steven CARLTON

Building Manager



Beverly CHANDLER

Assistant Director of Ticketing



Kent GIDLEY

Director of Photography



Jeremy GODBOLT

Student Manager



Brent HOLLINGSWORTH

Publications Coordinator



Kimberlee JOHNSON

Assistant Director of Marketing



Jayse McQUAIG

Student Manager



Jason NANCE

Equipment Manager



Rachel NELSON

Student Manager



Jessica PARÉ

Assistant Director of Media Relations




Vickey PLANT

Administrative Assistant



Ashley WATERS

Asst. Dir. of Event Management



Sara WREN

Student Manager

SUPPORT STAFF



JENKINS SELECTED TO STATE FARM COACHES' ALL-REGION TEAM

Senior Tierney Jenkins was one of 52 student-athletes named to the State Farm Coaches' All-Region Team, as announced by the Women's Basketball Coaches Association. She was the first Crimson Tide honoree since Dominique Canty did so in 1999.

JENKINS NAMED AP FIRST TEAM ALL-SEC

Senior Tierney Jenkins was one of five league players selected to the Associated Press All-Southeastern Conference First Team for women's basketball. Jenkins is the fifth first-team honoree in program history and first since Dominique Canty in 1999.

JENKINS AND HORN EARN POSTSEASON SEC AWARDS

Senior Tierney Jenkins and freshman Kaneisha Horn were both honored by the Southeastern Conference on Tuesday as Jenkins was named to the All-SEC First Team and All-Defensive Team and Horn named to the All-Freshman Team by league coaches. Jenkins becomes the 17th First Team selection for the Crimson Tide, and first since Dominique Canty in 1999, and the first Defensive Team member in program history, while Horn is the seventh All-Freshman Team honoree for Alabama.

TIDE IN THE WOMEN'S NATIONAL INVITATION TOURNAMENT

The Crimson Tide made its first Women's National Invitation Tournament appearance since the 2001-02 season and its fourth to the WNIT since its inception in 1998. The Tide is 5-4 all-time in the tournament.

ALABAMA'S 92 POINTS AGAINST ARKANSAS THE MOST VS. SEC SCHOOL IN NINE SEASONS

In its final regular-season game of 2011, the Tide put up 92 points at Arkansas. That was the most points scored by Alabama against an SEC opponent since it posted the same number versus Mississippi State on Feb. 7, 2002.

RUSSELL TIES SCHOOL RECORD FOR THREES IN A SINGLE GAME

Junior Ericka Russell hit eight three-pointers in the Tide's win at Arkansas on Sunday, Feb. 27, tying the school record for the most threes in a single game. She is the first Alabama player to reach the milestone since Kate Mastin did so against Cal State Northridge on Nov. 25, 2006.

ALABAMA HAS FIRST WINNING REGULAR-SEASON RECORD IN EIGHT YEARS

With a win on Sunday, Feb. 20, against Mississippi, Alabama guaranteed itself a winning record for the first time since the 2001-02 season. The Tide finished the 2010-11 regular season with a 16-13 overall mark.

JENKINS MOVES INTO RARE COMPANY IN THE TIDE RECORD BOOKS

With her 15 points and five blocks against Alabama State on Dec. 1, Jenkins became the third player in Tide history to rank in the top 10 in scoring, rebounding, steals and blocks. She joins Carol Smith and Yolanda Watkins as the only players to ever reach the milestone for the crimson and white.

JENKINS NO. 4 IN THE NATION IN DOUBLE-DOUBLES

Tide senior Tierney Jenkins finished tied for fourth in the nation in double-doubles this season with 20. She was one of eight players this season to record 20 or more double-doubles.

ALABAMA IN THE NCAA RANKINGS

In addition to Tierney Jenkins ranking No. 4 in double-doubles, Alabama, both as a team and individually, has a handful of other top 50 standings to end the season. The Tide ranked 36th in steals per game (10.7 spg) and ninth in turnover margin (5.85). Jenkins also finished 22nd in rebounds (10.6 rpg) and 26th in steals (2.8 spg).

TIDE PLAYS ITS FIRST GAME IN FOSTER AUDITORIUM ON FEB. 13

After 20 years in Coleman Coliseum, the Crimson Tide played its first game in newly renovated Foster Auditorium on Sunday, Feb. 13. The all-inclusive building holds both women's basketball and volleyball and features offices for the coaches, team lockers rooms with a lounge, a team

video room, training room and weight room. The overall cost of the renovation was \$16.56 million.

TIDE RECEIVED VOTES FOR THE FIRST TIME IN A DECADE

Alabama received two votes in the AP Top 25 Poll on Monday, Dec. 6, marking the first time since Nov. 9, 2000, that the Tide had been mentioned in the rankings. The last time Alabama was ranked in the Top 25 in the AP Poll was on March 8, 1999 (No. 22), and March 30, 1999 (No. 25) in the USA TODAY/ESPN Coaches' Poll.

TIDE WINS BY LARGEST MARGIN OF VICTORY IN FOUR YEARS

Alabama's 80-31 victory against Alabama State on Dec. 1 was the Tide's largest margin of victory since it beat Savannah State by 54 (102-48) on Dec. 2, 2006.

ALABAMA HOLDS HORNETS TO 31

In Alabama's win over Alabama State on Dec. 1, the Tide held the Hornets to 31 points in the game. That was the lowest point total scored against Alabama since New Mexico State had the same number on Nov. 27, 1998. Alabama State was limited to just 11 second-half points shooting 3-for-32 (9.4 percent) from the floor.

TIDE COLLECTS RECORD NUMBER OF SEC WEEKLY AWARDS

In the first three weeks of play this season, Alabama had a trio of players recognized by the Southeastern Conference as senior Tierney Jenkins collected Player of the Week honors on Nov. 15 followed by freshmen Jasmine Robinson and Kaneisha Horn winning back-to-back Freshman of the Week honors on Nov. 22 and Nov. 29, respectively. Junior Ericka Russell added to that count as she was awarded the Player of the Week crown on Feb. 21. This is the first time in Tide history that it has earned multiple awards in the same season.

JENKINS AND HORN NAMED TO 2010 JUNKANOO JAM ALL-STAR TEAM

Senior Tierney Jenkins and freshman Kaneisha Horn both earned All-Star honors at the 2010 Junkanoo Jam in Freeport, Grand Bahama Island. Alabama took on No. 14 Florida State and Providence in the tournament coming out with a 68-61 loss to the Seminoles and an 82-80 win against the Friars in triple overtime. Jenkins had a pair of double-double with 17 points and 10 rebounds versus Florida State and 21 points and 11 rebounds against Providence. Horn chipped in 14 points and four rebounds against the Seminoles and 12 points and nine rebounds versus the Friars.

STICKY FINGERS

Alabama committed 10 or more steals in 22 games this season for an average of 10.7 per contest. The Tide collected a season high 19 against Florida on Feb. 13 and at Northwestern on March 20, and has tallied the second-most steals thus far this season in the Southeastern Conference.

TIDE'S 95 POINTS MOST GIVEN UP BY NC STATE IN 13 YEARS

Alabama poured in 95 points on Wednesday, Nov. 17, against NC State in Coleman Coliseum. That performance marked the most points given up by the Wolfpack in a regulation game since it gave up the same number to then 14th-ranked Washington on Dec. 21, 1997.

95 POINTS MOST FOR ALABAMA IN FOUR YEARS

The Tide's 95 points scored against NC State on Nov. 17, was the most in a regulation game for Alabama since Dec. 2, 2006. The Tide had 102 points versus Savannah State that night.

QUINTET OF TIDE PLAYERS REACH DOUBLE-DIGIT POINTS VS. WOLFPACK

Five Alabama players recorded double-figure points in the win over NC State on Wednesday, Nov. 17, including senior Tierney Jenkins (22), freshman Jasmine Robinson (19), junior Ericka Russell (18), senior LaToya King (10) and junior Alicia Mitcham (10).

JENKINS NAMED TO 2010 ALL-SEC PRESEASON TEAM

Senior forward Tierney Jenkins was a 2010 Second Team All-SEC Pre-season pick by both the coaches and the media.

2010-11 SEASON IN REVIEW

2010-11 ALABAMA SUPERLATIVES

	GAME
Most points scored	95 vs. NC State (Nov. 17)
Fewest points scored	30 vs. LSU (March 3)
Most points allowed	110 by No. 5 Tennessee (Jan. 6)
Fewest points allowed	31 by Alabama State Dec. 1)
Best FG percentage	55.7 (34-61) at Arkansas (Feb. 27)
Worst FG percentage	19.5 (16-82) at No. 5 Tennessee (Jan. 6)
Best FG percentage by opponent	58.8 (30-51) by Kansas (Dec. 12)
Worst FG percentage by opponent	13.8 (9-65) by Alabama State (Dec. 1)
Most rebounds	59 (20-39) vs. Providence (Nov. 27)
Fewest Rebounds	27 (7-20) vs. Florida (Feb. 13)
	27 (13-14) at South Carolina (Jan. 23)
Most rebounds by opponent	54 by LSU (Jan. 9)
	54 (14-40) by No. 5 Tennessee (Jan. 6)
	54 (19-35) by No. 14 Florida State (Nov. 26)
Fewest rebounds by opponent	30 (7-23) by Arkansas-Pine Bluff (Dec. 4)

	FIRST HALF
Most points scored	49 at Arkansas (Feb. 27)
Fewest points scored	9 vs. LSU (March 3)
Most points allowed	58 by No. 5 Tennessee (Jan. 6)
Fewest points allowed	16 by Belmont (Dec. 18)
Best FG percentage	56.3 (18-32) at Southern Mississippi (Dec. 28)
Worst FG percentage	15.6 (5-32) at Auburn (Feb. 17)
Best FG percentage by opponent	59.4 (19-32) by No. 5 Tennessee (Jan. 6)
Worst FG percentage by opponent	18.2 (6-33) by Alabama State (Dec. 1)
Most rebounds	27 (10-17) vs. NC State (Nov. 17)
Fewest Rebounds	13 (4-9) at Northwestern (March 20)
	13 (6-7) at South Carolina (Jan. 23)
	13 (6-7) vs. Arkansas (Jan. 16)
Most rebounds by opponent	30 (12-18) by Alabama State (Dec. 1)
Fewest rebounds by opponent	11 (2-9) by Arkansas (Feb. 27)

	SECOND HALF
Most points scored	49 vs. Arkansas-Pine Bluff (Dec. 4)
	49 vs. NC State (Nov. 17)
Fewest points scored	23 at South Carolina (Jan. 23)
	23 at No. 5 Tennessee (Jan. 6)
Most points allowed	52 by No. 5 Tennessee (Jan. 6)
Fewest points allowed	11 by Alabama State (Dec. 1)
Best FG percentage	58.3 (14-24) at Auburn (Feb. 17)
Worst FG percentage	15.6 (7-45) at No. 5 Tennessee (Jan. 6)
Best FG percentage by opponent	62.5 (15-24) by Kansas (Dec. 12)
Worst FG percentage by opponent	9.4 (3-32) by Alabama State (Dec. 1)
Most rebounds	34 (17-17) vs. Arkansas-Pine Bluff (Dec. 4)
Fewest Rebounds	10 (3-7) vs. Florida (Feb. 13)
	10 (2-8) at No. 24 Georgia (Feb. 6)
Most rebounds by opponent	30 (7-23) at No. 5 Tennessee (Jan. 6)
Fewest rebounds by opponent	13 (4-9) by Northwestern (March 20)
	13 (4-9) by Arkansas-Pine Bluff (Dec. 4)

	MISCELLANEOUS
Largest margin of victory	49 (80-31) vs. Alabama State (Dec. 1)
Smallest margin of victory	2 (72-20) at Northwestern (March 20)
	2 (82-80) vs. Providence (Nov. 27)
Largest margin in a loss	65 (110-45) at No. 5 Tennessee (Jan. 6)
Smallest margin in a loss	4 (57-53) vs. Arkansas (Jan. 16)
Largest lead at halftime	20 (42-22) vs. Tennessee State (Nov. 12)
Largest deficit at halftime	36 (58-22) at No. 5 Tennessee (Jan. 6)
Largest rebounding margin	21 (51-30) vs. Arkansas-Pine Bluff (Dec. 4)
Smallest rebounding margin	1 (32-31) at Northwestern (March 20)
Largest rebounding margin for an opponent	25 (54-29) vs. No. 14 Florida State (Nov. 26)

ALABAMA RECORD WHEN...

	All	SEC
Leading at the half	14-2	3-2
Trailing at the half	4-13	2-9
Playing overtime	1-0	---
Shooting 50% or better	2-0	1-0
Shooting less than 50%	16-15	4-11
Opp. Shooting 50% or better	2-4	0-3
Opp. Shooting 50% or less	16-11	5-8
Leading in rebounds	11-1	1-1
Opponent leads in rebounds	7-14	4-10
Teams tied in rebounds	---	---
UA has 10 or more steals	15-7	5-6
UA shooting >70% FT	5-5	3-4
UA bench outscores opp. bench	14-5	3-3
Opponent bench outscores UA	4-9	2-7
Benches tied in scoring	0-1	0-1
Scoring less than 50 points	0-4	0-3
Scoring 50-59 points	1-7	1-5
Scoring 60-69 points	6-4	3-3
Scoring 70-79 points	1-0	---
Scoring 80-89 points	6-0	---
Scoring 90-99 points	3-0	1-0
Scoring more than 100 points	---	---
Allowing less than 50 points	2-0	---
Allowing 50-59 points	7-2	3-2
Allowing 60-69 points	3-5	1-3
Allowing 70-79 points	4-4	1-2
Allowing 80-89 points	2-3	0-3
Allowing 90-99 points	---	---
Allowing more than 100 points	0-1	0-1
Playing at Coleman Coliseum	8-5	0-5
Playing at Foster Auditorium	2-1	2-1
Playing on the road	7-7	3-5
Playing at a neutral site	1-2	---
Game is decided by 1-4 points	1-1	0-1
Game is decided by 5-10 points	7-3	4-2
Game is decided by >10 pts	10-11	1-9
Playing in the evening	11-7	2-6
Playing in the afternoon	7-8	3-6
Playing on television	1-8	1-6
One player in double figures	0-5	0-4
Two players in double figures	2-8	0-6
Three players in double figures	11-1	3-1
Four+ players in double figures	5-0	2-0
Against Alabama schools	2-1	1-1
In November	6-1	---
In December	5-1	---
In January	0-9	0-9
In February	5-2	5-2
In March	2-2	---

PLAYER GAME-BY-GAME (POINTS-REBOUNDS-ASSISTS)

Opponent	3	5	10	12	14	20	21	22	23	31	32	40
	Robinson	Farmer	King	Myers	Hogue	Raffington	Jenkins	Lee	Russell	Hancock	Mitcham	Horn
Tennessee State	6-3-1	8-4-0	4-0-5	8-1-0	2-1-0	4-2-0	12-15-2	0-1-2	18-3-1	3-3-2	8-3-0	7-5-0
Central Arkansas	7-4-1	4-1-1	7-6-6	6-1-0	0-0-1	2-1-1	27-11-3	0-1-0	12-3-1	10-6-1	2-4-0	6-2-0
NC State	19-5-1	2-3-1	10-3-2	DNP	DNP	DNP	22-11-3	0-0-0	18-4-3	8-6-0	10-7-1	2-1-2
at Georgia Southern	16-5-1	3-1-0	5-3-3	DNP	DNP	2-2-1	12-11-0	0-2-1	11-3-0	5-2-2	9-4-0	2-4-0
McNeese State	9-6-0	0-0-0	0-5-4	DNP	DNP	0-1-0	18-11-2	2-1-0	5-3-2	2-2-2	18-10-0	15-8-2
No. 14 Florida State	9-0-1	2-0-0	DNP	DNP	0-0-0	3-2-1	17-10-0	2-1-1	5-0-1	0-4-0	DNP	14-4-1
Providence	18-3-1	0-2-1	DNP	DNP	DNP	10-3-0	21-11-0	13-7-1	7-1-0	0-1-1	DNP	12-9-0
Alabama State	4-4-2	0-0-1	DNP	13-4-2	0-3-1	8-4-0	15-16-4	10-6-1	14-7-1	4-2-0	DNP	7-7-0
Arkansas-Pine Bluff	6-3-3	3-0-3	DNP	9-3-2	2-2-0	14-2-1	18-8-1	8-4-4	11-3-0	0-1-3	0-2-1	18-8-2
at Kansas	6-4-0	DNP	3-0-0	0-0-1	DNP	0-0-0	17-10-1	6-3-5	11-3-1	2-2-0	6-2-1	4-4-0
Belmont	8-2-1	DNP	4-3-2	5-1-2	0-0-0	0-1-0	13-8-0	1-1-0	17-1-1	3-2-4	5-5-0	5-6-1
Alabama A&M	9-3-1	4-3-0	3-0-2	0-1-0	DNP	DNP	19-15-2	0-1-0	14-0-4	5-3-0	0-2-0	10-9-2
at Southern Mississippi	19-2-1	0-0-0	15-0-3	DNP	DNP	DNP	22-8-4	0-3-0	7-1-3	6-4-3	9-2-1	8-6-0
Auburn	0-0-3	2-0-0	0-1-3	9-1-0	DNP	0-1-0	31-15-1	0-1-1	0-3-2	3-3-2	2-3-0	8-11-0
at No. 5 Tennessee	10-3-2	0-0-0	2-1-1	3-0-0	0-1-0	0-0-0	11-7-0	3-2-1	9-4-1	0-4-0	1-8-0	2-6-1
at LSU	5-1-1	DNP	0-2-0	DNP	DNP	0-0-0	4-8-0	2-3-1	5-1-2	0-1-0	8-3-0	13-8-0
Vanderbilt	3-5-0	10-1-0	0-0-1	5-5-4	8-1-1	0-0-1	15-11-0	2-3-0	10-2-1	DNP	DNP	8-0-1
No. 20 Arkansas	12-3-0	8-4-1	3-2-2	6-3-0	0-0-0	DNP	8-7-2	0-1-0	5-0-0	DNP	4-4-1	7-3-1
No. 24 Georgia	0-3-2	5-2-0	0-2-2	5-2-1	DNP	0-1-1	24-11-0	0-0-0	6-0-1	DNP	2-4-0	9-4-1
at South Carolina	3-2-0	0-0-0	10-3-4	9-2-1	DNP	0-0-0	2-1-1	0-1-0	5-4-0	DNP	11-5-0	8-5-0
at Florida	7-2-2	7-1-0	4-3-2	0-0-1	0-0-0	0-0-0	14-16-1	4-4-1	5-7-1	DNP	2-3-0	21-4-1
No. 17 Kentucky	5-1-0	8-5-5	0-1-5	0-0-0	DNP	DNP	27-11-0	4-3-1	11-2-1	DNP	7-4-0	7-4-3
at Mississippi State	11-3-2	0-1-0	5-0-0	1-1-0	DNP	3-3-0	17-14-1	2-1-1	16-1-3	DNP	0-2-1	11-12-2
at No. 24 Georgia	10-3-2	0-2-0	2-3-3	5-0-0	DNP	2-1-1	7-10-2	2-1-3	11-0-2	DNP	8-7-1	7-2-0
Florida	7-2-1	2-0-1	4-1-1	3-1-0	DNP	4-3-1	18-8-3	2-2-2	12-1-3	DNP	0-0-0	12-6-0
at Auburn	2-2-2	4-3-0	0-1-0	0-0-0	DNP	18-2-0	12-13-5	1-1-1	12-2-4	DNP	6-3-1	4-9-1
Mississippi	5-0-1	0-0-1	2-3-2	DNP	DNP	5-2-1	10-10-3	0-1-1	21-3-4	DNP	2-0-0	16-7-0
Mississippi State	5-3-0	2-1-1	0-1-2	6-0-2	DNP	0-0-1	17-17-1	0-3-1	17-3-1	DNP	0-2-0	8-7-1
at Arkansas	5-4-4	2-2-1	10-3-8	13-0-1	DNP	14-2-3	6-11-2	2-2-0	28-3-2	DNP	10-3-2	2-0-0
vs. LSU	5-1-3	0-1-0	0-1-1	6-1-0	DNP	3-1-0	7-6-0	0-1-0	9-5-0	DNP	2-2-0	4-6-0
at Memphis	3-2-0	0-2-0	14-4-6	2-0-0	DNP	6-3-1	21-7-3	0-2-0	20-4-2	DNP	6-4-0	8-7-2
at Northwestern	3-3-1	2-0-0	6-0-7	2-0-0	DNP	12-2-1	18-12-3	0-0-1	16-4-2	DNP	5-2-1	8-8-2
at Toledo	6-1-1	2-0-0	8-7-5	0-1-0	DNP	6-3-2	9-10-3	0-1-0	9-1-3	DNP	8-3-0	11-5-0

POINT PRODUCTION

Opponent	Back Court	Front Court	Starters	Reserves	Seniors	Juniors	Sophomores	Freshmen
Tennessee State	48	34	39	43	23	28	10	21
Central Arkansas	38	49	58	39	46	18	4	19
NC State	49	46	68	27	40	32	2	21
at Georgia Southern	37	28	42	23	24	20	3	18
McNeese State	16	53	43	26	20	23	0	26
No. 14 Florida State	21	40	45	16	20	14	2	25
Providence	48	34	58	24	31	8	0	43
Alabama State	49	31	44	36	27	19	0	34
Arkansas-Pine Bluff	51	39	53	37	32	12	5	41
at Kansas	26	31	40	17	22	19	0	16
Belmont	35	29	46	18	20	25	0	19
Alabama A&M	30	37	57	10	27	17	4	19
at Southern Mississippi	41	47	58	30	43	18	0	27
Auburn	11	44	42	13	34	2	2	17
at No. 5 Tennessee	27	18	24	21	13	14	0	18
at LSU	12	31	22	21	4	19	0	20
Vanderbilt	30	36	43	23	15	15	18	18
No. 20 Arkansas	26	27	31	22	11	9	8	25
No. 24 Georgia	16	35	44	7	24	8	5	14
at South Carolina	27	21	25	23	12	16	0	20
at Florida	27	37	51	13	18	7	7	32
No. 17 Kentucky	28	41	53	16	27	18	8	16
at Mississippi State	38	28	49	17	25	16	0	25
at No. 24 Georgia	32	22	27	27	11	19	0	24
Florida	34	30	48	16	26	12	2	24
at Auburn	37	22	46	13	30	18	4	7
Mississippi	33	28	54	7	17	23	0	21
Mississippi State	30	25	42	13	17	17	2	19
at Arkansas	74	18	60	32	30	38	2	22
vs. LSU	23	13	23	13	10	11	0	15
at Memphis	45	35	69	11	41	26	0	13
at Northwestern	41	31	60	12	36	21	2	13
at Toledo	25	34	43	16	23	17	2	17
TOTALS	1105	1074	1507	783	799	579	92	709

GAME-BY-GAME HIGHS

Opponent	Result	Points	Rebounds	Assists	Steals	Blocked Shots
Tennessee State	W, 82-55	18-Ericka Russell	15-Tierney Jenkins	5-LaToya King	3-Jasmine Robinson	1-three
Central Arkansas	W, 87-76	27-Tierney Jenkins	11-Tierney Jenkins	6-LaToya King	2-three	1-three
NC State	W, 95-84	22-Tierney Jenkins	11-Tierney Jenkins	3-two	5-Tierney Jenkins	3-Alicia Mitcham
at Georgia State	W, 65-55	16-Jasmine Robinson	11-Tierney Jenkins	3-LaToya King	3-two	2-Tierney Jenkins
McNeese State	W, 69-53	18-Jenkins/Mitcham	11-Tierney Jenkins	4-LaToya King	3-Jasmine Robinson	1-two
No. 14 Florida State	L, 68-61	17-Tierney Jenkins	10-Tierney Jenkins	1-six	3-two	None
Providence	W, 82-80	21-Tierney Jenkins	11-Tierney Jenkins	1-four	4-Tierney Jenkins	1-Carmen McCoy
Alabama State	W, 80-31	15-Tierney Jenkins	16-Tierney Jenkins	4-Tierney Jenkins	4-Tierney Jenkins	5-Tierney Jenkins
Arkansas-Pine Bluff	W, 90-56	18-two	8-two	4-Khristin Lee	3-two	1-three
at Kansas	L, 79-57	17-Tierney Jenkins	10-Tierney Jenkins	5-Khristin Lee	5-Tierney Jenkins	1-Tierney Jenkins
Belmont	W, 64-46	17-Ericka Russell	8-Tierney Jenkins	4-Katie Hancock	3-Shafontaye Myers	1-three
Alabama A&M	W, 67-62	19-Tierney Jenkins	15-Tierney Jenkins	4-Ericka Russell	4-Tierney Jenkins	2-Ericka Russell
at Southern Mississippi	W, 88-78	22-Tierney Jenkins	8-Tierney Jenkins	4-Tierney Jenkins	8-LaToya King	1-three
Auburn	L, 66-55	31-Tierney Jenkins	15-Tierney Jenkins	3-two	5-Tierney Jenkins	1-two
at No. 5 Tennessee	L, 110-45	11-Tierney Jenkins	7-Tierney Jenkins	2-Jasmine Robinson	2-Tierney Jenkins	1-four
at LSU	L, 72-43	13-Kaneisha Horn	8-two	2-Ericka Russell	3-Tierney Jenkins	1-two
Vanderbilt	L, 82-66	15-Tierney Jenkins	11-Tierney Jenkins	4-Shafontaye Myers	2-two	2-Carmen McCoy
No. 20 Arkansas	L, 57-53	12-Jasmine Robinson	7-Tierney Jenkins	2-two	3-two	1-Kaneisha Horn
No. 24 Georgia	L, 60-51	24-Tierney Jenkins	11-Tierney Jenkins	2-two	4-Tierney Jenkins	2-Tierney Jenkins
at South Carolina	L, 59-48	11-Alicia Mitcham	5-two	4-LaToya King	2-Ericka Russell	2-Alicia Mitcham
at Florida	L, 70-64	21-Kaneisha Horn	16-Tierney Jenkins	2-two	4-Tierney Jenkins	1-two
No. 17 Kentucky	L, 82-69	27-Tierney Jenkins	11-Tierney Jenkins	5-two	6-Tierney Jenkins	2-two
at Mississippi State	W, 66-61	17-Tierney Jenkins	14-Tierney Jenkins	3-Ericka Russell	4-Khristin Lee	3-Tierney Jenkins
at No. 24 Georgia	L, 81-54	11-Ericka Russell	10-Tierney Jenkins	3-two	2-three	None
Florida	W, 64-59	18-Tierney Jenkins	8-Tierney Jenkins	3-two	9-Tierney Jenkins	2-two
at Auburn	W, 59-51	18-Varisia Raffington	13-Tierney Jenkins	5-Tierney Jenkins	3-two	2-Alicia Mitcham
Mississippi	W, 61-52	21-Ericka Russell	10-Tierney Jenkins	4-Ericka Russell	4-Ericka Russell	2-Kaneisha Horn
Mississippi State	L, 68-55	17-two	10-Tierney Jenkins	2-two	3-Ericka Russell	1-Jasmine Robinson
at Arkansas	W, 92-79	28-Ericka Russell	11-Tierney Jenkins	8-LaToya King	3-Tierney Jenkins	3-Tierney Jenkins
vs. LSU	L, 60-36	9-Ericka Russell	6-two	3-Jasmine Robinson	3-Kaneisha Horn	1-two
at Memphis	W, 80-69	21-Tierney Jenkins	7-two	6-LaToya King	3-LaToya King	1-two
at Northwestern	W, 72-70	18-Tierney Jenkins	12-Tierney Jenkins	7-LaToya King	6-Tierney Jenkins	1-Tierney Jenkins
at Toledo	L, 74-59	11-Kaneisha Horn	10-Tierney Jenkins	5-LaToya King	2-three	None

MISCELLANEOUS STATS (ALABAMA/OPPONENT)

Opponent	Largest Lead	Largest Deficit	Lead Changes	Ties	Largest Run	Pts. in the Paint	Pts. of TOs	2nd Chance	Fast Break
Tennessee State	32 (2nd-13:07)	None	0	0	9-0 (1st)	42/16	38/9	14/10	14/4
Central Arkansas	13 (2nd-1:57)	8 (1st-3:56)	3	5	12-2 (2nd)	44/20	21/17	25/11	10/0
NC State	28 (2nd-11:35)	2 (1st-14:36)	2	2	11-0 (2nd)	50/40	26/30	20/19	14/12
at Georgia State	17 (2nd-12:51)	None	0	0	10-2 (1st)	14/18	21/7	5/2	4/0
McNeese State	22 (2nd-7:42)	None	0	0	12-0 (1st)	36/26	22/13	12/10	16/8
No. 14 Florida State	3 (1st-18:28)	11 (1st-6:28)	1	2	7-0 (1st)	26/38	28/10	8/8	2/6
Providence	9 (2nd-15:33)	5 (2nd-4:54)	24	17	11-2 (2nd)	42/44	26/13	17/13	4/10
Alabama State	49 (2nd-:50)	None	0	0	20-2 (2nd)	30/12	25/6	14/4	14/4
Arkansas-Pine Bluff	34 (2nd-:12)	6 (1st-16:41)	2	2	17-6 (2nd)	32/30	33/9	25/8	2/0
at Kansas	2 (1st-7:42)	22 (2nd-:55)	2	2	7-2 (1st)	18/48	12/16	17/5	2/8
Belmont	24 (2nd-8:56)	None	0	0	15-2 (1st)	22/10	30/6	16/4	4/2
Alabama A&M	12 (2nd-16:17)	6 (1st-10:04)	6	7	24-7 (1st-2nd)	34/27	25/11	19/16	6/5
at Southern Miss.	21 (2nd-5:03)	None	0	0	21-10 (1st)	44/38	24/20	21/14	16/12
Auburn	3 (1st-12:37)	18 (2nd-8:02)	5	7	18-6 (2nd)	24/26	12/12	12/12	2/6
at No. 5 Tennessee	1 (1st-18:57)	67 (2nd-:23)	2	0	6-0 (1st)	12/38	6/29	10/19	0/12
at LSU	None	32 (2nd-8:07)	0	0	8-2 (2nd)	12/34	11/15	4/15	0/2
Vanderbilt	5 (1st-13:15)	20 (2nd-4:45)	5	4	4-0 (1st)	36/50	15/11	12/17	8/10
No. 20 Arkansas	None	9 (1-:00)	0	5	5-0 (2nd)	16/18	25/29	4/13	4/4
No. 24 Georgia	9 (1st-14:11)	18 (2nd-10:49)	1	1	13-3 (2nd)	24/30	16/15	12/15	2/10
at South Carolina	2 (1st-19:43)	14 (2nd-:09)	3	1	11-6 (2nd)	24/30	17/9	8/11	4/6
at Florida	6 (1st-15:13)	9 (2nd-:51)	14	2	11-5 (1st and 2nd)	26/28	10/7	9/22	6/6
No. 17 Kentucky	5 (2nd-15:40)	13 (2nd-:23)	20	12	6-0 (2nd)	38/32	14/28	13/18	12/4
at Mississippi State	17 (2nd-12:29)	2 (1st-17:01)	2	3	13-0 (1st)	16/26	23/13	6/4	4/10
at No. 24 Georgia	None	29 (2nd-2:22)	0	0	6-0 (2nd)	18/42	14/14	7/27	4/10
Florida	10 (2nd-8:51)	12 (1st-3:05)	2	4	12-1 (2nd)	16/30	24/12	8/10	6/6
at Auburn	9 (2nd-6:46)	11 (2nd-19:12)	3	2	10-4 (2nd)	14/26	19/14	8/9	0/2
Mississippi	23 (1st-4:21)	None	0	0	25-7 (1st)	26/20	24/2	8/11	16/0
Mississippi State	4 (1st-15:51)	21 (2nd-13:26)	2	3	15-2 (2nd)	30/14	23/27	10/3	10/8
at Arkansas	26 (2nd-9:44)	3 (1st-7:45)	2	4	12-0 (1st)	36/30	24/15	14/15	6/2
vs. LSU	None	25 (2nd-:37)	0	0	5-0 (1st)	10/34	7/16	4/2	0/2
at Memphis	22 (2nd-6:41)	None	0	0	17-6 (2nd)	34/38	26/12	20/14	12/6
at Northwestern	10 (1st-7:15)	1 (1st-12:47)	4	6	17-6 (1st)	34/30	27/15	16/11	13/4
at Toledo	3 (1st-1:40)	15 (2nd-:12)	4	6	9-3 (2nd)	34/30	9/13	10/10	4/6
TOTALS	----	----	----	----	----	880/943	650/461	392/371	208/183

STARTING LINEUPS

Opponent	Result	GUARD	GUARD	GUARD/FORWARD	FORWARD	FORWARD/CENTER
Tennessee State	W, 82-55	LaToya King	Ericcka Russell	Katie Hancock	Tierney Jenkins	Carmen McCoy
Central Arkansas	W, 87-76	LaToya King	Ericcka Russell	Katie Hancock	Tierney Jenkins	Alicia Mitcham
NC State	W, 95-84	LaToya King	Ericcka Russell	Katie Hancock	Tierney Jenkins	Alicia Mitcham
at Georgia State	W, 65-55	LaToya King	Ericcka Russell	Katie Hancock	Tierney Jenkins	Alicia Mitcham
McNeese State	W, 69-53	LaToya King	Ericcka Russell	Katie Hancock	Tierney Jenkins	Alicia Mitcham
No. 14 Florida State	L, 68-61	Jasmine Robinson	Ericcka Russell	Katie Hancock	Tierney Jenkins	Kaneisha Horn
Providence	W, 82-80	Jasmine Robinson	Ericcka Russell	Katie Hancock	Tierney Jenkins	Kaneisha Horn
Alabama State	W, 80-31	Jasmine Robinson	Ericcka Russell	Katie Hancock	Tierney Jenkins	Kaneisha Horn
Arkansas-Pine Bluff	W, 90-56	Jasmine Robinson	Ericcka Russell	Katie Hancock	Tierney Jenkins	Kaneisha Horn
at Kansas	L, 79-57	Jasmine Robinson	Ericcka Russell	Katie Hancock	Tierney Jenkins	Kaneisha Horn
Belmont	W, 64-46	Jasmine Robinson	Ericcka Russell	Katie Hancock	Tierney Jenkins	Kaneisha Horn
Alabama A&M	W, 67-62	Jasmine Robinson	Ericcka Russell	Katie Hancock	Tierney Jenkins	Kaneisha Horn
at Southern Mississippi	W, 88-78	LaToya King	Ericcka Russell	Katie Hancock	Tierney Jenkins	Kaneisha Horn
Auburn	L, 66-55	LaToya King	Ericcka Russell	Katie Hancock	Tierney Jenkins	Kaneisha Horn
at No. 5 Tennessee	L, 110-45	LaToya King	Ericcka Russell	Katie Hancock	Tierney Jenkins	Kaneisha Horn
at LSU	L, 72-43	LaToya King	Ericcka Russell	Katie Hancock	Tierney Jenkins	Kaneisha Horn
Vanderbilt	L, 82-66	LaToya King	Ericcka Russell	Celiscia Farmer	Tierney Jenkins	Kaneisha Horn
No. 20 Arkansas	L, 57-53	LaToya King	Ericcka Russell	Celiscia Farmer	Tierney Jenkins	Kaneisha Horn
No. 24 Georgia	L, 60-51	LaToya King	Ericcka Russell	Celiscia Farmer	Tierney Jenkins	Kaneisha Horn
at South Carolina	L, 59-48	LaToya King	Ericcka Russell	Celiscia Farmer	Tierney Jenkins	Kaneisha Horn
at Florida	L, 70-64	LaToya King	Ericcka Russell	Celiscia Farmer	Tierney Jenkins	Kaneisha Horn
No. 17 Kentucky	L, 82-69	LaToya King	Ericcka Russell	Celiscia Farmer	Tierney Jenkins	Kaneisha Horn
at Mississippi State	W, 66-61	LaToya King	Ericcka Russell	Celiscia Farmer	Tierney Jenkins	Kaneisha Horn
at No. 24 Georgia	L, 81-54	LaToya King	Ericcka Russell	Celiscia Farmer	Tierney Jenkins	Kaneisha Horn
Florida	W, 64-59	LaToya King	Ericcka Russell	Celiscia Farmer	Tierney Jenkins	Kaneisha Horn
at Auburn	W, 59-51	LaToya King	Ericcka Russell	Varisia Raffington	Tierney Jenkins	Kaneisha Horn
Mississippi	W, 61-52	LaToya King	Ericcka Russell	Varisia Raffington	Tierney Jenkins	Kaneisha Horn
Mississippi State	L, 68-55	LaToya King	Ericcka Russell	Varisia Raffington	Tierney Jenkins	Kaneisha Horn
at Arkansas	W, 92-79	LaToya King	Ericcka Russell	Varisia Raffington	Tierney Jenkins	Kaneisha Horn
vs. LSU	L, 60-36	LaToya King	Ericcka Russell	Varisia Raffington	Tierney Jenkins	Kaneisha Horn
at Memphis	W, 80-69	LaToya King	Ericcka Russell	Varisia Raffington	Tierney Jenkins	Kaneisha Horn
at Northwestern	W, 72-70	LaToya King	Ericcka Russell	Varisia Raffington	Tierney Jenkins	Kaneisha Horn
at Toledo	L, 74-59	LaToya King	Ericcka Russell	Varisia Raffington	Tierney Jenkins	Kaneisha Horn

OVERALL GAME STATISTICS

Record: 18-15 • Home: 10-6 • Away: 7-7 • Neutral: 1-2

No.	Name	GP-GS	Min/Avg	FG-FGA	Pct	3FG-3FGA	Pct	FT-FTA	Pct	Off	Def	Tot	Avg	PF-FO	A	TO	Blk	Stl	Pts/Avg
21	Jenkins, Tierney	33-33	1073/32.5	200-476	.420	0-3	.000	111-154	.721	142	208	350	10.6	100-4	53	62	30	94	511/15.5
23	Russell, Erica	33-33	1003/30.4	130-338	.385	75-205	.366	42-59	.712	28	54	82	2.5	81-3	53	51	10	53	377/11.4
40	Horn, Kaneisha	33-28	806/24.4	96-306	.314	6-24	.250	86-125	.688	56	131	187	5.7	119-6	26	94	15	35	284/8.6
03	Robinson, Jasmine	33-7	832/25.2	76-257	.296	19-90	.211	72-123	.585	24	64	88	2.7	68-1	41	60	3	28	243/7.4
32	Mitcham, Alicia	29-4	512/17.7	65-133	.489	0-0	.000	21-50	.420	46	57	103	3.6	60-2	11	41	13	26	151/5.2
12	Myers, Shafontaye	25-0	261/10.4	39-120	.325	21-85	.247	17-24	.708	7	21	28	1.1	33-0	17	20	0	11	116/4.6
10	King, LaToya	29-26	659/22.7	44-117	.376	1-5	.200	32-48	.667	17	42	59	2.0	51-0	82	94	1	46	121/4.2
20	Raffington, Varisia	28-8	356/12.7	46-118	.390	11-33	.333	13-21	.619	15	27	42	1.5	21-0	18	20	3	14	116/4.1
30	McCoy, Carmen	16-1	147/9.2	19-37	.514	0-0	.000	13-22	.591	15	17	32	2.0	17-0	7	7	6	7	51/3.2
31	Hancock, Katie	16-16	264/16.5	21-53	.396	1-9	.111	8-15	.533	23	23	46	2.9	20-0	20	23	5	8	51/3.2
05	Farmer, Celiscia	30-9	286/9.5	32-75	.427	3-11	.273	13-18	.722	16	26	42	1.4	19-0	14	27	6	4	80/2.7
22	Lee, Christin	33-0	420/12.7	22-68	.324	0-0	.000	22-40	.550	29	35	64	1.9	69-1	30	40	3	26	66/2.0
14	Hogue, Erin	10-0	52/5.2	5-10	.500	0-0	.000	2-10	.200	3	5	8	0.8	9-0	3	7	0	1	12/1.2
TM	TEAM									83	64	147	4.5	0		5	0		
	Total	33		795-2108	.377	137-465	.295	452-709	.638	504	774	1278	38.7	667-17	375	551	95	353	2179/66.0
	Opponents	33		789-1892	.417	154-492	.313	473-714	.662	466	948	1414	42.8	620-0	396	744	120	205	2205/66.8

Score by Period	First	Second	OT	2OT	3OT	Total
Alabama	1022	1137	3	11	6	2179
Opponents	999	1188	3	11	4	2205

SOUTHEASTERN CONFERENCE GAME STATISTICS

Record: 5-11 • Home: 2-6 • Away: 3-5

No.	Name	GP-GS	Min/Avg	FG-FGA	Pct	3FG-3FGA	Pct	FT-FTA	Pct	Off	Def	Tot	Avg	PF-FO	A	TO	Blk	Stl	Pts/Avg
21	Jenkins, Tierney	16-16	525/32.8	90-216	.417	0-1	.000	43-53	.811	65	105	170	10.6	52-2	22	30	15	47	223/13.9
23	Russell, Ericka	16-16	496/31.0	59-174	.339	37-109	.339	18-27	.667	18	36	54	3.3	36-1	28	26	7	28	173/10.8
40	Horn, Kaneisha	16-16	409/25.6	49-162	.302	1-10	.100	44-62	.710	25	63	88	5.5	55-3	12	46	8	20	143/8.9
03	Robinson, Jasmine	16-0	380/23.8	29-114	.254	9-43	.209	23-42	.548	8	29	37	2.3	29-0	22	27	2	9	90/5.6
12	Myers, Shafontaye	14-0	145/10.4	20-69	.290	12-47	.255	13-18	.722	4	11	15	1.1	15-0	10	10	0	3	65/4.6
32	Mitcham, Alicia	15-0	244/16.3	28-70	.400	0-0	.000	7-20	.350	22	29	51	3.4	24-0	6	22	7	13	63/4.2
30	McCoy, Carmen	4-0	31/7.8	4-8	.500	0-0	.000	7-7	1.00	3	2	5	1.3	2-0	2	1	2	1	15/3.8
05	Farmer, Celiscia	15-9	173/11.5	20-38	.526	2-5	.400	8-8	1.00	6	16	22	1.5	12-0	10	17	5	4	50/3.3
20	Raffington, Varisia	14-4	181/12.9	19-53	.358	4-16	.250	4-6	.667	8	7	15	1.1	5-0	10	8	2	6	46/3.3
10	King, LaToya	16-16	324/20.3	12-41	.293	0-0	.000	18-20	.900	8	19	27	1.7	27-0	36	50	0	19	42/2.6
14	Hogue, Erin	4-0	23/5.8	3-6	.500	0-0	.000	2-3	.667	1	1	2	0.5	4-0	1	4	0	0	8/2.0
22	Lee, Khristin	16-0	214/13.4	9-30	.300	0-0	.000	6-9	.667	16	13	29	1.8	34-1	14	21	2	11	24/1.5
31	Hancock, Katie	3-3	55/18.3	0-7	.000	0-2	.000	3-4	.750	6	2	8	2.7	6-0	2	3	1	0	3/1.0
TM TEAM																			
Total		16		342-988	.346	65-233	.279	196-279	.703	231	340	571	35.7	301-7	175	267	51	161	945/59.1
Opponents		16		400-929	.431	85-245	.347	224-332	.675	248	461	709	44.3	265-0	207	323	76	100	1109/69.3

Score by Period	First	Second	Total
Alabama	435	510	945
Opponents	518	591	1109

NON-CONFERENCE GAME STATISTICS

Record: 13-4 • Home: 8-0 • Away: 4-2 • Neutral 1-2

No.	Name	GP-GS	Min/Avg	FG-FGA	Pct	3FG-3FGA	Pct	FT-FTA	Pct	Off	Def	Tot	Avg	PF-FO	A	TO	Blk	Stl	Pts/Avg
21	Jenkins, Tierney	17-17	548/32.2	110-260	.423	0-2	.000	68-101	.673	77	103	180	10.6	48-2	31	32	15	47	288/16.9
23	Russell, Ericka	17-17	507/29.8	71-164	.433	38-96	.396	24-32	.750	10	36	46	2.7	45-2	25	25	3	25	204/12.0
03	Robinson, Jasmine	17-7	452/26.6	47-143	.329	10-47	.213	49-81	.605	16	35	51	3.0	39-1	19	33	1	19	153/9.0
40	Horn, Kaneisha	17-12	397/23.4	47-144	.326	5-14	.357	42-63	.667	31	68	99	5.8	64-3	14	48	7	15	141/8.3
32	Mitcham, Alicia	14-4	268/19.1	37-63	.587	0-0	.000	14-30	.467	24	28	52	3.7	36-2	5	19	6	13	88/6.3
10	King, LaToya	13-10	335/25.8	32-76	.421	1-5	.200	14-28	.500	9	23	32	2.5	24-0	46	44	1	27	79/6.1
20	Raffington, Varisia	14-4	175/12.5	27-65	.415	7-17	.412	9-15	.600	7	20	27	1.9	16-0	8	12	1	8	70/5.0
12	Myers, Shafontaye	11-0	116/10.5	19-51	.373	9-38	.237	4-6	.667	3	10	13	1.2	18-0	7	10	0	8	51/4.6
31	Hancock, Katie	13-13	209/16.1	21-46	.457	1-7	.143	5-11	.455	17	21	38	2.9	14-0	18	20	4	8	48/3.7
30	McCoy, Carmen	12-1	116/9.7	15-29	.517	0-0	.000	6-15	.400	12	15	27	2.3	15-0	5	6	4	6	36/3.0
22	Lee, Khristin	17-0	206/12.1	13-38	.342	0-0	.000	16-31	.516	13	22	35	2.1	35-0	16	19	1	15	42/2.5
05	Farmer, Celiscia	15-0	113/7.5	12-37	.324	1-6	.167	5-10	.500	10	10	20	1.3	7-0	4	10	1	0	30/2.0
14	Hogue, Erin	6-0	29/4.8	2-4	.500	0-0	.000	0-7	.000	2	4	6	1.0	5-0	2	3	0	1	4/0.7
TM TEAM																			
Total		17		453-1120	.404	72-232	.310	256-430	.595	273	434	707	41.6	366-10	200	284	44	192	1234/72.6
Opponents		17		389-963	.404	69-247	.279	249-382	.652	218	487	705	41.5	355-0	189	421	44	105	1096/64.5

Score by Period	First	Second	OT	2OT	3OT	Total
Alabama	587	627	3	11	6	1234
Opponents	481	597	3	11	4	1096

HOME GAME STATISTICS

Record: 10-6

No.	Name	GP-GS	Min/Avg	FG-FGA	Pct	3FG-3FGA	Pct	FT-FTA	Pct	Off	Def	Tot	Avg	PF-FO	A	TO	Blk	Stl	Pts/Avg
21	Jenkins, Tierney	16-16	513/32.1	116-256	.453	0-2	.000	62-82	.756	81	104	185	11.6	43-1	27	28	16	53	294/18.4
23	Russell, Ericka	16-16	457/28.6	66-169	.391	35-97	.361	24-31	.774	12	26	38	2.4	35-1	26	26	8	29	191/11.9
40	Horn, Kaneisha	16-12	396/24.8	51-141	.362	1-12	.083	42-65	.646	26	62	88	5.5	51-2	16	44	12	19	145/9.1
03	Robinson, Jasmine	16-4	376/23.5	35-120	.292	6-39	.154	29-48	.604	13	34	47	2.9	29-1	17	29	3	17	105/6.6
12	Myers, Shafontaye	13-0	172/13.2	27-75	.360	14-51	.275	7-10	.700	7	16	23	1.8	22-0	13	14	0	9	75/5.8
32	Mitcham, Alicia	14-3	203/14.5	25-48	.521	0-0	.000	10-26	.385	21	29	50	3.6	24-1	3	14	6	12	60/4.3
31	Hancock, Katie	9-9	144/16.0	15-34	.441	1-4	.250	7-11	.636	14	14	28	3.1	8-0	14	16	3	6	38/4.2
05	Farmer, Celiscia	15-5	183/12.2	23-50	.460	2-5	.400	10-14	.714	12	15	27	1.8	13-0	12	17	3	3	58/3.9
20	Raffington, Varisia	12-2	129/10.8	15-45	.333	3-11	.273	4-6	.667	7	11	18	1.5	10-0	7	8	1	5	37/3.1
30	McCoy, Carmen	10-1	76/7.6	10-18	.556	0-0	.000	7-15	.467	8	10	18	1.8	5-0	4	3	5	5	27/2.7
10	King, LaToya	14-12	321/22.9	13-43	.302	0-0	.000	11-19	.579	9	19	28	2.0	26-0	39	48	1	16	37/2.6
22	Lee, Khristin	16-0	185/11.6	9-27	.333	0-0	.000	11-16	.688	13	16	29	1.8	35-0	13	21	2	11	29/1.8
14	Hogue, Erin	7-0	45/6.4	5-7	.714	0-0	.000	2-8	.250	3	4	7	1.0	6-0	3	5	0	1	12/1.7
TM TEAM																			
Total		16		410-1033	.397	62-221	.281	226-351	.644	257	393	650	40.6	307-6	194	277	60	186	1108/69.2
Opponents		16		360-912	.395	79-252	.313	190-301	.631	228	443	671	41.9	313-0	164	396	46	92	989/61.8

Score by Period	First	Second	Total
Alabama	535	573	1108
Opponents	461	528	989

AWAY GAME STATISTICS

Record: 7-7

No.	Name	GP-GS	Min/Avg	FG-FGA	Pct	3FG-3FGA	Pct	FT-FTA	Pct	Off	Def	Tot	Avg	PF-FO	A	TO	Blk	Stl	Pts/Avg				
21	Jenkins, Tierney	14-14	440/31.4	66-171	.386	0-1	.000	40-54	.741	54	84	138	9.9	47-2	26	31	14	34	172/12.3				
23	Russell, Ericka	14-14	448/32.0	56-144	.389	37-95	.389	16-23	.696	15	23	38	2.7	36-1	26	19	2	20	165/11.8				
40	Horn, Kaneisha	14-13	321/22.9	32-133	.241	3-9	.333	42-56	.750	26	54	80	5.7	56-4	9	41	2	12	109/7.8				
03	Robinson, Jasmine	14-1	344/24.6	32-106	.302	11-44	.250	31-52	.596	10	27	37	2.6	30-0	19	18	0	9	106/7.6				
32	Mitcham, Alicia	14-1	288/20.6	39-81	.481	0-0	.000	11-24	.458	24	27	51	3.6	34-1	8	25	7	14	89/6.4				
10	King, LaToya	14-13	317/22.6	31-70	.443	1-5	.200	21-29	.724	8	22	30	2.1	24-0	42	44	0	30	84/6.0				
20	Raffington, Varisia	13-5	180/13.8	26-59	.441	7-18	.389	4-6	.667	6	12	18	1.4	9-0	10	9	1	7	63/4.8				
30	McCoy, Carmen	4-0	29/7.3	5-9	.556	0-0	.000	4-4	1.00	1	3	4	1.0	4-0	2	1	0	1	14/3.5				
12	Myers, Shafontaye	11-0	75/6.8	10-38	.263	5-27	.185	10-14	.714	0	4	4	0.4	10-0	4	4	0	2	35/3.2				
31	Hancock, Katie	5-5	91/18.2	6-13	.462	0-3	.000	1-4	.250	7	6	13	2.6	9-0	5	4	2	1	13/2.6				
05	Farmer, Celiscia	12-4	85/7.1	8-22	.364	1-5	.200	3-4	.750	4	8	12	1.0	4-0	1	6	3	1	20/1.7				
22	Lee, Khristin	14-0	177/12.6	8-30	.267	0-0	.000	6-11	.545	12	14	26	1.9	26-1	15	13	1	12	22/1.6				
14	Hogue, Erin	2-0	5/2.5	0-3	.000	0-0	.000	0-0	.000	0	1	1	0.5	2-0	0	2	0	0	0/0.0				
TM TEAM															41 18 59 4.2								
Total				14			319-879		.363		65-207			.314		189-281			.673		208 303 511 36.5 291-9		
Opponents				14			355-801		.443		70-213			.329		228-325			.702		198 398 596 42.6 243-0		

Score by Period	First	Second	Total
Alabama	423	469	892
Opponents	452	556	1008

NEUTRAL GAME STATISTICS

Record: 1-2

No.	Name	GP-GS	Min/Avg	FG-FGA	Pct	3FG-3FGA	Pct	FT-FTA	Pct	Off	Def	Tot	Avg	PF-FO	A	TO	Blk	Stl	Pts/Avg				
21	Jenkins, Tierney	3-3	120/40.0	18-49	.367	0-0	.000	9-18	.500	7	20	27	9.0	10-1	0	3	0	7	45/15.0				
03	Robinson, Jasmine	3-2	112/37.3	9-31	.290	2-7	.286	12-23	.522	1	3	4	1.3	9-0	5	13	0	2	32/10.7				
40	Horn, Kaneisha	3-3	89/29.7	13-32	.406	2-3	.667	2-4	.500	4	15	19	6.3	12-0	1	9	1	4	30/10.0				
23	Russell, Ericka	3-3	98/32.7	8-25	.320	3-13	.231	2-5	.400	1	5	6	2.0	10-1	1	6	0	4	21/7.0				
12	Myers, Shafontaye	1-0	14/14.0	2-7	.286	2-7	.286	0-0	.000	0	1	1	1.0	1-0	0	2	0	0	6/6.0				
20	Raffington, Varisia	3-1	47/15.7	5-14	.357	1-4	.250	5-9	.556	2	4	6	2.0	2-0	1	3	1	2	16/5.3				
22	Lee, Khristin	3-0	58/19.3	5-11	.455	0-0	.000	5-13	.385	4	5	9	3.0	8-0	2	6	0	3	15/5.0				
30	McCoy, Carmen	2-0	42/21.0	4-10	.400	0-0	.000	2-3	.667	6	4	10	5.0	8-0	1	3	1	1	10/5.0				
32	Mitcham, Alicia	1-0	21/21.0	1-4	.250	0-0	.000	0-0	.000	1	1	2	2.0	2-0	0	2	0	0	2/2.0				
05	Farmer, Celiscia	3-0	18/6.0	1-3	.333	0-1	.000	0-0	.000	0	3	3	1.0	2-0	1	4	0	0	2/0.7				
10	King, LaToya	1-1	21/21.0	0-4	.000	0-0	.000	0-0	.000	0	1	1	1.0	1-0	1	2	0	0	0/0.0				
14	Hogue, Erin	1-0	2/2.0	0-0	.000	0-0	.000	0-2	.000	0	0	0	0.0	1-0	0	0	0	0	0/0.0				
31	Hancock, Katie	2-2	29/14.5	0-6	.000	0-2	.000	0-0	.000	2	3	5	2.5	3-0	1	3	0	1	0/0.0				
TM TEAM															11 13 24 8.0								
Total				3			66-196		.337		10-37			.270		37-77			.481		39 78 117 39.0 69-2		
Opponents				3			74-179		.413		5-27			.185		55-88			.625		40 107 147 49.0 64-0		

Score by Period	First	Second	OT	2OT	3OT	Total
Alabama	64	95	3	11	6	179
Opponents	86	104	3	11	4	208

POSTSEASON GAME STATISTICS (SEC TOURNAMENT AND WOMEN'S NIT)

Record: 2-2 • Away: 2-1 • Neutral 0-1

No.	Name	GP-GS	Min/Avg	FG-FGA	Pct	3FG-3FGA	Pct	FT-FTA	Pct	Off	Def	Tot	Avg	PF-FO	A	TO	Blk	Stl	Pts/Avg				
21	Jenkins, Tierney	4-4	126/31.5	23-49	.469	0-0	.000	9-13	.692	14	21	35	8.8	13-0	9	10	2	10	55/13.8				
23	Russell, Ericka	4-4	137/34.2	20-38	.526	9-20	.450	5-7	.714	3	11	14	3.5	11-0	7	3	0	7	54/13.5				
40	Horn, Kaneisha	4-4	99/24.8	10-43	.233	2-3	.667	9-12	.750	9	17	26	6.5	15-0	4	7	2	5	31/7.8				
10	King, LaToya	4-4	110/27.5	13-30	.433	0-2	.000	2-3	.667	4	8	12	3.0	6-0	19	12	0	8	28/7.0				
20	Raffington, Varisia	4-4	76/19.0	11-24	.458	5-9	.556	0-0	.000	1	8	9	2.3	5-0	4	4	1	3	27/6.8				
32	Mitcham, Alicia	4-0	79/19.8	10-21	.476	0-0	.000	1-4	.250	6	5	11	2.8	7-0	1	6	0	3	21/5.3				
03	Robinson, Jasmine	4-0	114/28.5	5-28	.179	1-10	.100	6-15	.400	2	5	7	1.8	8-0	5	10	0	3	17/4.3				
12	Myers, Shafontaye	4-0	28/7.0	4-13	.308	2-11	.182	0-2	.000	0	2	2	0.5	5-0	0	4	0	0	10/2.5				
05	Farmer, Celiscia	4-0	10/2.5	2-3	.667	0-0	.000	0-0	.000	1	2	3	0.8	1-0	0	3	0	0	4/1.0				
22	Lee, Khristin	4-0	21/5.3	0-2	.000	0-0	.000	0-0	.000	2	2	4	1.0	2-0	1	3	0	0	0/0.0				
TM TEAM															13 3 16 4.0								
Total				4			98-251		.390		19-55			.345		32-56			.571		55 84 139 34.8 73-0		
Opponents				4			99-211		.469		21-63			.333		54-81			.667		40 110 150 37.5 54-0		

Score by Period	First	Second	Total
Alabama	115	132	247
Opponents	120	153	273

2010-11 GAME-BY-GAME TEAM STATISTICS

Opponent	Date	Score	W/L	FG-FGA	Pct	3FG-FGA	Pct	FT-FTA	Pct	Off	Def	Tot	Avg	PF	A	TO	Blk	Stl	Pts/Avg
Alabama	Nov. 12	82-55	W	34-85	.400	7-19	.368	7-16	.438	24	22	46	46.0	21	13	13	3	13	82/82.0
Tennessee State				19-47	.404	6-15	.400	11-15	.733	9	34	43	43.0	18	7	36	5	10	55/55.0
Alabama	Nov. 14	87-76	W	33-68	.485	5-16	.313	16-26	.615	18	29	47	46.5	27	15	15	3	7	87/84.5
Central Arkansas				24-64	.375	10-25	.400	18-28	.643	18	23	41	42.0	25	11	19	1	4	76/65.5
Alabama	Nov. 17	95-84	W	37-75	.493	4-11	.364	17-27	.630	17	27	44	45.7	27	13	24	5	13	95/88.0
N.C. State				33-72	.458	3-15	.200	15-26	.577	18	28	46	43.3	27	13	30	2	9	84/71.7
Alabama	Nov. 19	65-55	W	20-50	.400	3-12	.250	22-37	.595	12	27	39	44.0	24	8	15	2	13	65/82.2
at Ga.Southern				15-45	.333	6-21	.286	19-25	.760	8	23	31	40.2	24	8	22	0	5	55/67.5
Alabama	Nov. 23	69-53	W	28-67	.418	2-9	.222	11-18	.611	12	38	50	45.2	22	12	20	2	10	69/79.6
McNeese State				18-62	.290	3-24	.125	14-22	.636	12	31	43	40.8	19	9	22	1	6	53/64.6
Alabama	Nov. 26	68-61	L	24-67	.358	3-13	.231	10-22	.455	13	16	29	42.5	27	6	13	0	12	61/76.5
Florida State				23-50	.460	0-3	.000	22-38	.579	19	35	54	43.0	20	6	30	4	4	68/65.2
Alabama	Nov. 27	82-80	W3OT	28-71	.394	2-9	.222	24-50	.480	20	39	59	44.9	24	4	27	1	7	82/77.3
Providence				27-80	.338	3-16	.188	23-33	.697	18	33	51	44.1	32	13	27	0	13	80/67.3
Alabama	Dec. 1	80-31	W	24-62	.387	4-10	.400	28-44	.636	18	38	56	46.2	24	12	15	8	15	80/77.6
Alabama State				9-65	.138	1-11	.091	12-23	.522	24	29	53	45.2	33	5	29	1	1	31/62.8
Alabama	Dec. 4	90-56	W	33-71	.465	6-14	.429	18-31	.581	23	28	51	46.8	16	19	18	3	14	90/79.0
Arkansas Pine Bluff				24-55	.436	2-10	.200	6-10	.600	7	23	30	43.6	22	5	28	3	5	56/62.0
Alabama	Dec. 12	79-57	L	17-64	.266	3-19	.158	20-25	.800	12	23	35	45.6	22	10	12	1	10	57/76.8
Kansas				30-51	.588	0-7	.000	19-28	.679	5	36	41	43.3	19	19	19	4	6	79/63.7
Alabama	Dec. 18	64-46	W	22-59	.373	5-15	.333	15-22	.682	14	22	36	44.7	19	11	14	3	9	64/75.6
Belmont				16-47	.340	8-20	.400	6-13	.462	13	29	42	43.2	17	12	28	2	1	46/62.1
Alabama	Dec. 20	67-62	W	23-69	.333	3-13	.231	18-25	.720	22	23	45	44.8	15	11	17	5	16	67/74.9
Alabama A&M				24-59	.407	4-10	.400	10-13	.769	13	29	42	43.1	19	10	25	4	6	62/62.1
Alabama	Dec. 28	88-78	W	32-61	.525	6-17	.353	18-31	.581	13	18	31	43.7	25	16	18	3	14	88/75.9
Southern Mississippi				28-55	.509	2-7	.286	20-27	.741	14	24	38	42.7	26	14	28	0	6	78/63.3
Alabama	Jan. 2	66-55	L	20-71	.282	3-20	.150	12-16	.750	19	23	42	43.6	15	12	14	2	8	55/74.4
Auburn				27-59	.458	3-10	.300	9-14	.643	11	34	45	42.9	13	11	21	5	4	66/63.5
Alabama	Jan. 6	110-45	L	16-82	.195	4-21	.190	9-12	.750	28	21	49	43.9	29	6	17	4	4	45/72.5
Tennessee				35-66	.530	9-18	.500	31-37	.838	14	40	54	43.6	17	23	9	12	5	110/66.6
Alabama	Jan. 9	72-43	L	16-65	.246	2-10	.200	9-10	.900	11	21	32	43.2	21	5	12	2	10	43/70.6
LSU				26-58	.448	5-8	.625	15-23	.652	16	38	54	44.2	13	16	20	6	2	72/66.9
Alabama	Jan. 13	82-66	L	26-68	.382	3-11	.273	11-17	.647	15	20	35	42.7	19	11	13	4	7	66/70.4
Vanderbilt				33-58	.569	4-13	.308	12-22	.545	9	29	38	43.9	18	18	13	5	4	82/67.8
Alabama	Jan. 16	57-53	L	18-45	.400	1-8	.125	16-23	.696	8	21	29	41.9	15	7	24	1	13	53/69.4
Arkansas				18-46	.391	6-13	.462	15-21	.714	11	23	34	43.3	20	3	28	0	9	57/67.2
Alabama	Jan. 20	60-51	L	21-65	.323	4-21	.190	5-6	.833	19	19	38	41.7	17	8	20	4	8	51/68.4
Georgia				24-62	.387	4-20	.200	8-13	.615	22	25	47	43.5	13	12	23	5	12	60/66.8
Alabama	Jan. 23	59-48	L	17-56	.304	2-10	.200	12-18	.667	13	14	27	41.0	21	6	14	4	4	48/67.4
South Carolina				21-58	.362	4-17	.235	13-20	.650	22	27	49	43.8	17	11	20	5	9	59/66.4
Alabama	Jan. 27	70-64	L	24-72	.333	4-11	.364	12-18	.667	21	20	41	41.0	18	9	9	2	12	64/67.2
Florida				25-63	.397	6-18	.333	14-19	.737	21	31	52	44.2	17	13	18	8	5	70/66.6
Alabama	Jan. 30	82-69	L	27-56	.482	3-9	.333	12-19	.632	12	21	33	40.6	22	15	23	7	11	69/67.3
Kentucky				27-62	.435	9-20	.450	19-28	.679	21	22	43	44.1	14	14	21	5	6	82/67.3
Alabama	Feb. 3	66-61	W	21-60	.350	5-18	.278	19-28	.679	17	27	44	40.8	18	10	20	3	10	66/67.3
Mississippi State				21-58	.362	3-14	.214	16-18	.889	12	28	40	44.0	22	9	21	5	7	61/67.0
Alabama	Feb. 6	81-54	L	19-59	.322	6-22	.273	10-15	.667	12	19	31	40.4	23	14	17	0	10	54/66.7
Georgia				30-63	.476	6-14	.429	15-24	.625	21	31	52	44.3	14	13	17	4	6	81/67.6
Alabama	Feb. 13	64-59	W	20-50	.400	3-10	.300	21-27	.778	7	20	27	39.8	17	12	18	5	19	64/66.6
Florida				22-57	.386	3-12	.250	12-19	.632	19	25	44	44.3	19	14	28	3	5	59/67.3
Alabama	Feb. 17	59-51	W	19-56	.339	7-14	.500	14-17	.824	12	28	40	39.8	16	14	19	4	11	59/66.3
Auburn				21-59	.356	2-13	.154	7-18	.389	16	28	44	44.3	14	13	20	4	3	51/66.7
Alabama	Feb. 20	61-52	W	24-60	.400	5-18	.278	8-13	.615	10	20	30	39.5	14	13	8	4	12	61/66.1
Mississippi				18-53	.340	4-15	.267	12-17	.706	19	29	48	44.4	13	6	22	1	4	52/66.1
Alabama	Feb. 24	68-55	L	20-62	.323	4-17	.235	11-21	.524	19	22	41	39.5	17	10	21	1	11	55/65.7
Mississippi State				24-44	.545	9-19	.474	11-17	.647	2	30	32	44.0	23	14	23	3	6	68/66.2
Alabama	Feb. 27	92-79	W	34-61	.557	9-13	.692	15-19	.789	8	24	32	39.3	19	23	18	4	11	92/66.6
Arkansas				28-63	.444	8-21	.381	15-22	.682	12	21	33	43.6	18	17	19	5	13	79/66.6
Alabama	March 3	60-36	L	14-58	.241	5-15	.333	3-5	.600	6	23	29	38.9	18	4	16	2	5	36/65.6
LSU				24-49	.490	2-8	.250	10-17	.588	3	39	42	43.5	12	8	17	5	4	60/66.4
Alabama	March 17	80-69	W	28-67	.418	5-14	.357	19-27	.704	19	23	42	39.0	14	14	15	2	7	80/66.1
Memphis				28-63	.444	6-21	.286	7-15	.467	16	23	39	43.4	20	16	22	5	8	69/66.5
Alabama	March 20	72-70	W	30-65	.462	6-16	.375	6-11	.545	17	15	32	38.8	20	18	17	1	19	72/66.2
Northwestern				24-46	.522	5-10	.500	17-23	.739	11	20	31	43.0	9	17	24	4	12	70/66.6
Alabama	March 22	74-59	L	26-61	.426	3-10	.300	4-13	.308	13	23	36	38.7	21	14	15	0	8	59/66.0
Toledo				23-53	.434	8-24	.333	20-26	.769	10	28	38	42.8	13	16	15	3	5	74/66.8

TENNESSEE STATE AT ALABAMA

Nov. 12, 2010 • 5 p.m. CT • Tuscaloosa, Ala. • Coleman Coliseum

VISITORS: Tennessee State 0-1

##	Player	tot-fg		3-pt		rebounds							blk	s	min		
		fg	fga	fg	fga	ft	fta	of	de	tot	pf	tp				a	to
23	MORRIS,Alana	1	3	0	0	2	3	1	4	5	2	4	2	5	0	1	21
44	GASTON,Destiney	0	2	0	0	0	0	1	1	0	1	0	0	1	1	9	
04	HAYNES, Kim	0	0	0	0	0	0	2	2	2	2	0	2	4	0	14	
10	STAFFORD, Meredith	4	9	1	3	1	2	0	3	3	1	10	0	5	1	2	33
21	SHULER, Jasmin	4	10	2	5	2	2	2	3	5	0	12	1	4	0	23	
01	BRIMM, Jasmine	2	5	1	2	3	4	0	4	4	2	8	0	3	1	4	16
03	MUMFORD, Denisha	0	0	0	0	0	0	0	0	0	0	0	0	1	0	0	2
11	JONES, Avery	0	0	0	0	0	0	3	3	1	0	1	1	1	0	15	
15	STENSON, Tanesha	1	3	1	1	0	0	0	0	0	0	3	0	1	0	0	2
20	TATE, Ashley	1	6	1	4	0	1	0	0	0	1	3	1	7	0	2	28
22	HESS, Kesi	0	1	0	0	0	0	0	1	1	0	0	0	1	0	0	3
30	HUDSON, Chelsea	0	0	0	0	0	0	0	0	0	0	2	0	0	0	0	3
32	FOSTER, Iayla	5	7	0	0	3	3	1	5	6	4	13	0	2	1	0	24
35	HOPES, Simone	1	1	0	0	0	0	0	3	3	2	2	0	1	0	0	7
TEAM								5	5	10							
Totals		19	47	6	15	11	15	9	34	43	18	55	7	36	5	10	200

TOTAL FG% 1st Half: 9-19 47.4% 2nd Half: 10-28 35.7% Game: 40.4%
 3-Pt. FG% 1st Half: 1-3 33.3% 2nd Half: 5-12 41.7% Game: 40.0%
 F Throw % 1st Half: 3-4 75.0% 2nd Half: 8-11 72.7% Game: 73.3%

HOME TEAM: Alabama 1-0

##	Player	tot-fg		3-pt		rebounds							blk	s	min		
		fg	fga	fg	fga	ft	fta	of	de	tot	pf	tp				a	to
21	Jenkins, Tierney	6	19	0	0	0	0	8	7	15	2	12	2	1	0	1	30
31	Hancock, Katie	1	5	0	0	1	2	2	1	3	2	3	2	3	1	2	17
30	McCoy, Carmen	1	1	0	0	0	0	0	1	1	0	2	0	0	0	0	4
10	King, LaLoya	2	6	0	0	0	0	0	0	0	1	4	5	2	0	0	25
23	Russell, Ericka	7	10	4	7	0	0	1	2	3	1	18	1	1	0	2	26
03	Robinson, Jasmine	3	7	0	3	0	1	0	3	3	1	6	1	1	1	3	17
05	Farmer, Celiscia	3	10	1	3	1	2	4	0	4	1	8	0	1	0	0	17
12	Myers, Shafontaye	3	6	2	5	0	0	0	1	1	1	8	0	2	0	1	8
14	Hogue, Erin	1	1	0	0	0	3	1	0	1	1	2	0	0	0	0	6
20	Raffington, Varisia	1	5	0	0	2	3	0	2	2	4	0	1	0	0	0	8
22	Lee, Khristin	0	2	0	0	0	0	1	0	1	3	0	2	1	0	1	11
32	Mitcham, Alicia	4	6	0	0	0	1	2	1	3	2	8	0	0	1	2	15
40	Horn, Kaneisha	2	7	0	1	3	4	2	3	5	4	7	0	0	0	1	16
TEAM								3	1	4							
Totals		34	85	7	19	7	16	24	22	46	21	82	13	13	3	13	200

TOTAL FG% 1st Half: 18-44 40.9% 2nd Half: 16-41 39.0% Game: 40.0%
 3-Pt. FG% 1st Half: 4-10 40.0% 2nd Half: 3-9 33.3% Game: 36.8%
 F Throw % 1st Half: 2-4 50.0% 2nd Half: 5-12 41.7% Game: 43.8%

Attendance: 1438
 Score by Periods: 1st 2nd Total
 Tennessee State 22 33 55
 Alabama 42 40 82

CENTRAL ARKANSAS AT ALABAMA

Nov. 14, 2010 • 2 p.m. CT • Tuscaloosa, Ala. • Coleman Coliseum

VISITORS: Central Arkansas 1-1

##	Player	tot-fg		3-pt		rebounds							blk	s	min		
		fg	fga	fg	fga	ft	fta	of	de	tot	pf	tp				a	to
04	Taylor, Westin	4	6	4	6	0	0	1	4	5	3	12	2	0	0	1	36
11	Herbert, Megan	6	13	0	3	8	8	7	9	16	4	20	1	5	1	0	38
20	Stewart, Sidney	8	16	4	7	2	8	3	3	6	4	22	3	9	0	1	32
23	Rogers, Destinee	1	9	0	2	3	4	0	0	0	5	5	2	0	0	0	32
50	Duever, Courtney	1	5	0	0	0	0	2	2	4	3	2	0	1	0	1	10
02	Rice, Micah	4	11	2	7	4	5	1	3	4	2	14	3	2	0	0	24
10	Moffitt, Marci	0	1	0	0	0	0	1	2	3	1	0	0	1	0	1	11
12	Gowans, Britney	0	0	0	0	1	3	0	0	0	0	1	0	0	0	0	0+
30	Rogers, Desiree	0	3	0	0	0	0	2	0	2	3	0	0	1	0	0	17
TEAM								1	1								
Totals		24	64	10	25	18	28	18	23	41	25	76	11	19	1	4	200

TOTAL FG% 1st Half: 15-33 45.5% 2nd Half: 9-31 29.0% Game: 37.5%
 3-Pt. FG% 1st Half: 5-11 45.5% 2nd Half: 5-14 35.7% Game: 40.0%
 F Throw % 1st Half: 7-13 53.8% 2nd Half: 11-15 73.3% Game: 64.3%

HOME TEAM: Alabama 2-0

##	Player	tot-fg		3-pt		rebounds							blk	s	min		
		fg	fga	fg	fga	ft	fta	of	de	tot	pf	tp				a	to
10	King, LaLoya	3	6	0	0	1	2	3	3	6	2	7	6	7	0	2	34
21	Jenkins, Tierney	12	23	0	1	3	8	7	4	11	3	27	3	0	0	2	36
23	Russell, Ericka	3	11	3	7	3	4	0	3	3	4	12	1	1	1	1	24
31	Hancock, Katie	4	4	0	0	2	2	4	2	6	1	10	1	0	0	0	21
32	Mitcham, Alicia	0	2	0	0	2	2	2	4	5	2	0	2	0	0	0	10
03	Robinson, Jasmine	2	6	0	3	3	5	1	3	4	4	7	1	0	0	2	20
05	Farmer, Celiscia	2	3	0	0	0	0	0	1	1	4	1	0	0	0	0	11
12	Myers, Shafontaye	2	5	2	5	0	0	0	1	1	2	6	0	0	0	0	12
14	Hogue, Erin	0	0	0	0	0	0	0	0	0	0	0	1	0	0	0	3
20	Raffington, Varisia	1	1	0	0	0	0	1	0	1	0	2	1	1	0	0	4
22	Lee, Khristin	0	0	0	0	0	0	0	0	1	2	0	0	1	0	0	7
30	McCoy, Carmen	2	2	0	0	0	1	0	3	3	1	4	0	1	1	0	6
40	Horn, Kaneisha	2	5	0	0	2	2	0	2	2	2	6	0	2	1	0	12
TEAM											4						
Totals		33	68	5	16	16	26	18	29	47	27	87	15	15	3	7	200

TOTAL FG% 1st Half: 18-33 54.5% 2nd Half: 15-35 42.9% Game: 48.5%
 3-Pt. FG% 1st Half: 3-9 33.3% 2nd Half: 2-7 28.6% Game: 31.3%
 F Throw % 1st Half: 2-4 50.0% 2nd Half: 14-22 63.6% Game: 61.5%

Attendance: 1411
 Score by Periods: 1st 2nd Total
 Central Arkansas 42 34 76
 Alabama 41 46 87

NORTH CAROLINA STATE AT ALABAMA

Nov. 17, 2010 • 6 p.m. CT • Tuscaloosa, Ala. • Coleman Coliseum

VISITORS: N.C. State 2-1

##	Player	tot-fg		3-pt		rebounds							blk	s	min		
		fg	fga	fg	fga	ft	fta	of	de	tot	pf	tp				a	to
00	Amber White	9	15	0	0	3	7	0	3	3	5	21	3	5	0	3	28
21	Brittany Strachan	1	8	0	4	0	0	0	3	4	2	2	0	0	0	0	21
22	Bonae Holston	4	10	0	0	0	3	5	8	5	8	1	2	1	0	0	20
23	Marissa Kastanek	8	15	3	5	6	9	2	3	3	25	1	5	0	1	34	
44	Kody Burke	4	9	0	1	2	4	2	6	8	2	10	2	3	1	3	33
01	M. Goodwin-Coleman	1	4	0	2	2	4	1	3	4	3	4	2	5	0	1	21
05	Breezy Williams	4	5	0	1	2	2	3	5	1	10	1	1	0	0	12	
11	Emili Tasler	0	3	0	2	0	0	1	1	2	2	0	3	3	0	1	20
41	Lakeesa Daniel	2	3	0	0	0	0	1	2	3	2	4	0	2	0	0	11
TEAM								6	1	7							
Totals		33	72	3	15	15	26	18	28	46	27	84	13	30	2	9	200

TOTAL FG% 1st Half: 14-37 37.8% 2nd Half: 19-35 54.3% Game: 45.8%
 3-Pt. FG% 1st Half: 1-7 14.3% 2nd Half: 2-8 25.0% Game: 20.0%
 F Throw % 1st Half: 4-10 40.0% 2nd Half: 11-16 68.8% Game: 57.7%

HOME TEAM: Alabama 3-0

##	Player	tot-fg		3-pt		rebounds							blk	s	min
		fg	fga	fg	fga	ft	fta	of	de	tot					



Jasmine Robinson was named SEC Freshman of the Week following the Tide's wins against N.C. State and Georgia Southern.

MCNEESE STATE AT ALABAMA
 Nov. 23, 2010 • 6 p.m. CT • Tuscaloosa, Ala. • Coleman Coliseum

VISITORS: McNeese State 2-2

#	Player	tot-fg		3-pt		rebounds					min						
		fg	fga	fg	fga	ft	fta	of	de	tot		pf	tp	a	to	blk	s
21	Wells, Kendra	2	10	0	2	3	6	2	11	13	5	7	0	7	1	1	33
44	Johnson, Kiara	1	3	0	0	3	4	2	4	6	4	5	0	0	0	0	20
1	Anderson, Ne'Aisha	1	6	1	4	0	0	0	0	0	0	3	0	1	0	1	16
10	Baggett, Ashlyn	4	12	2	10	4	4	0	3	3	1	14	3	3	0	1	33
25	LaCombe, Candace	2	5	0	3	0	0	1	0	1	0	4	0	0	0	0	22
05	Hines, Jordan	0	0	0	0	0	0	0	1	1	0	0	1	2	0	0	6
11	Baggett, Caitlyn	1	9	0	2	3	4	0	3	3	3	5	3	4	0	1	23
12	Verdin, Alaina	2	12	0	3	1	2	3	4	7	2	5	2	2	0	1	25
32	Kendrix, Ja'Niqua	3	3	0	0	2	2	5	7	3	6	0	0	0	1	13	
34	Hull, Martika	2	2	0	0	0	0	0	0	1	4	0	2	0	0	9	
Team										2		2				1	
Totals		18	62	3	24	14	22	12	31	43	19	53	9	22	1	6	200

TOTAL FG% 1st Half: 8-31 25.8% 2nd Half: 10-31 32.3% Game: 29.0%
 3-Pt. FG% 1st Half: 3-11 27.3% 2nd Half: 0-13 0.0% Game: 12.5%
 F Throw % 1st Half: 6-9 66.7% 2nd Half: 8-13 61.5% Game: 63.6%

HOME TEAM: Alabama 5-0

#	Player	tot-fg		3-pt		rebounds					min						
		fg	fga	fg	fga	ft	fta	of	de	tot		pf	tp	a	to	blk	s
21	Jenkins, Tierney	6	13	0	0	6	6	2	9	11	3	18	2	1	1	1	30
31	Hancock, Katie	1	5	0	0	0	0	2	2	1	2	2	2	0	0	0	12
32	Mitcham, Alicia	8	9	0	0	2	5	3	7	10	4	18	0	4	0	1	27
10	King, LaToya	0	2	0	0	0	1	1	4	5	4	0	4	0	2	30	
23	Russell, Ericka	2	7	1	2	0	0	0	3	3	3	5	2	3	0	1	30
03	Robinson, Jasmine	4	12	0	4	1	2	4	6	2	9	0	3	0	3	24	
05	Farmer, Celiscia	0	2	0	0	0	0	0	0	0	0	0	1	0	0	4	
20	Raffington, Varisia	0	1	0	0	0	0	0	1	1	1	0	0	0	0	2	
22	Lee, Khristin	1	3	0	0	0	0	0	1	1	1	2	0	0	0	14	
30	McCoy, Carmen	0	0	0	0	0	0	0	0	0	0	0	0	0	1	3	
40	Horn, Kaneisha	6	13	1	3	2	5	3	5	8	3	15	2	2	1	1	24
TEAM										1		2				3	
Totals		28	67	2	9	11	18	12	38	50	22	69	12	20	2	10	200

TOTAL FG% 1st Half: 16-34 47.1% 2nd Half: 12-33 36.4% Game: 41.8%
 3-Pt. FG% 1st Half: 2-5 40.0% 2nd Half: 0-4 0.0% Game: 22.2%
 F Throw % 1st Half: 3-4 75.0% 2nd Half: 8-14 57.1% Game: 61.1%

Attendance: 1474
 Score by Periods 1st 2nd Total
 McNeese State 25 28 53
 Alabama 37 32 69

ALABAMA VS. FLORIDA STATE
 Nov. 26, 2010 • 8 p.m. CT • Freeport, Bahamas • St. Georges High School

VISITORS: Alabama 5-1

#	Player	tot-fg		3-pt		rebounds					min						
		fg	fga	fg	fga	ft	fta	of	de	tot		pf	tp	a	to	blk	s
03	Robinson, Jasmine	3	10	0	1	3	9	0	0	4	9	1	2	0	1	28	
21	Jenkins, Tierney	6	13	0	0	5	7	4	6	10	5	17	0	0	3	34	
23	Russell, Ericka	2	10	1	6	0	0	0	0	0	2	5	1	1	0	2	36
31	Hancock, Katie	0	4	0	2	0	0	2	2	4	2	0	1	0	0	11	
40	Horn, Kaneisha	6	11	2	2	0	0	2	2	4	4	14	1	4	0	1	30
05	Farmer, Celiscia	1	2	0	1	0	0	0	0	0	1	2	0	1	0	0	4
14	Hogue, Erin	0	0	0	0	2	0	0	0	1	0	0	0	0	0	2	
20	Raffington, Varisia	1	4	0	1	1	3	0	2	1	3	1	2	0	2	14	
22	Lee, Khristin	1	4	0	0	0	0	1	1	3	2	1	1	0	3	18	
30	McCoy, Carmen	4	9	0	0	1	1	2	0	2	4	9	1	1	0	0	22
TEAM										3		3				6	
Totals		24	67	3	13	10	22	13	16	29	27	61	6	13	0	12	200

TOTAL FG% 1st Half: 13-38 34.2% 2nd Half: 11-29 37.9% Game: 35.8%
 3-Pt. FG% 1st Half: 1-9 11.1% 2nd Half: 2-4 50.0% Game: 23.1%
 F Throw % 1st Half: 2-6 33.3% 2nd Half: 8-16 50.0% Game: 45.5%

HOME TEAM: Florida State 5-0

#	Player	tot-fg		3-pt		rebounds					min						
		fg	fga	fg	fga	ft	fta	of	de	tot		pf	tp	a	to	blk	s
03	Alexa Deluzio	2	6	0	0	2	5	2	3	5	2	6	1	8	0	0	33
05	Christian Hunnicutt	3	9	0	2	2	5	1	5	6	1	8	2	6	0	1	33
12	Courtney Ward	1	2	0	0	0	0	3	3	4	2	0	2	0	1	15	
33	Natasha Howard	4	9	0	1	1	2	3	4	7	4	9	0	6	1	1	30
54	Cierra Bravard	6	12	0	0	12	13	1	9	10	3	24	0	2	3	0	28
00	Chasity Clayton	4	8	0	0	2	2	2	2	4	2	10	0	1	0	0	19
14	Taylor Mingo	0	0	0	0	2	3	1	0	1	1	2	0	1	0	0	6
22	Olivia Bresnahan	2	2	0	0	6	3	2	5	2	4	3	3	0	1	21	
34	Chelsea Davis	1	2	0	0	1	2	1	2	3	1	3	0	1	0	0	15
TEAM										5		5				10	
Totals		23	50	0	3	22	38	19	35	54	20	68	6	30	4	4	200

TOTAL FG% 1st Half: 12-27 44.4% 2nd Half: 11-23 47.8% Game: 46.0%
 3-Pt. FG% 1st Half: 0-1 0.0% 2nd Half: 0-2 0.0% Game: 0.0%
 F Throw % 1st Half: 8-15 53.3% 2nd Half: 14-23 60.9% Game: 57.9%

Attendance: 205
 Score by Periods 1st 2nd Total
 Alabama 29 32 61
 Florida State 32 36 68

PROVIDENCE VS. ALABAMA
 Nov. 27, 2010 • 5:45 p.m. CT • Freeport, Bahamas • St. Georges High School

VISITORS: Providence 3-4

#	Player	tot-fg		3-pt		rebounds					min						
		fg	fga	fg	fga	ft	fta	of	de	tot		pf	tp	a	to	blk	s
01	TATE, Miranda	3	10	0	3	0	0	1	2	3	5	6	0	1	0	1	24
02	WRIGHT, Ieya	4	11	0	0	3	6	4	10	4	11	1	8	0	1	37	
12	ROBERTS, Symone	5	13	1	5	5	7	1	7	8	4	16	5	1	0	5	46
15	HANKINS, Mi-Khida	4	13	0	0	11	14	3	4	7	4	19	2	2	0	0	41
20	WELLS, Lola	3	8	0	1	3	4	0	4	4	5	9	2	5	0	4	33
03	McCABE, Chandler	0	0	0	0	0	0	0	0	0	0	0	0	0	0	0	1
10	PEARSON, Danielle	0	1	0	1	0	0	2	2	1	0	1	0	1	0	2	4
14	CROPPER, Alicia	1	4	1	3	0	2	0	1	1	3	3	2	2	0	0	24
21	BRESLIN, Colleen	0	0	0	0	0	0	0	0	0	0	0	0	1	0	0	0
30	BARNES, Rachel	2	6	1	3	0	0	0	3	3	0	5	1	5	0	0	25
32	OKAFOR, Lauren	4	10	0	0	1	3	3	1	4	4	9	0	1	0	0	31
33	EDWARDS, Brianna	1	4	0	0	0	0	0	0	0	2	0	0	0	0	0	9
TEAM										4		5				9	
Totals		27	80	3	16	23	33	18	33	51	32	80	13	27	0	13	275

TOTAL FG% 1st Half: 11-34 32.4% 2nd Half: 10-31 32.3% Game: 33.8%
 3-Pt. FG% 1st Half: 0-7 0.0% 2nd Half: 1-5 20.0% Game: 18.8%
 F Throw % 1st Half: 6-8 75.0% 2nd Half: 13-14 92.9% Game: 69.7%

HOME TEAM: Alabama 6-1

#	Player	tot-fg		3-pt		rebounds					min						
		fg	fga	fg	fga	ft	fta	of	de	tot		pf	tp	a	to	blk	s
03	Robinson, Jasmine	4	13	1	3	9	14	1	2	3	3	18	1	6	0	1	54
21	Jenkins, Tierney	9	24	0	0	3	9	3	8	11	2	21	0	2	0	4	52
23	Russell, Ericka	3	5	1	3	0	2	0	1	1	5	7	0	5	0	0	25
31	Hancock, Katie	0	2	0	0	0	0	0	1	1	1	0	1	2	0	1	18
40	Horn, Kaneisha	5	11	0	1	2	4	1	8	9	4	12	0	4	0	0	35
05	Farmer, Celiscia	0	1	0	0	0	0	2	2	0	0	1	1	0	0	13	
20	Raffington, Varisia	3	7	0	2	4	6	2	1	3	1	10	0	1	0	0	20
22	Lee, Khristin	4	7	0	0	5	13	4	3	7	4	13	1	4	0	0	35
30	McCoy, Carmen	0	1	0	0	1	2	4	4	8	4	1	0	2	1	1	20
TEAM										5		9				14	
Totals		28	71	2	9	24	50	20	39	59	24	82	4	27	1	7	275

TOTAL FG% 1st Half: 9-29 31.0% 2nd Half: 11-25 44.0% Game: 39.4%
 3-Pt. FG% 1st Half: 2-5 40.0% 2nd Half: 0-2 0.0% Game: 22.2%
 F Throw % 1st Half: 6-12 50.0% 2nd Half: 14-21 66.7% Game: 48.0%

Attendance: 183
 Score by Periods 1st 2nd OT OT2 OT3 Total
 Providence College 28 34 3 11 4 80
 Alabama 26 36 3 11 6 82

2010-11 REVIEW



Kaneisha Horn roped in the Tide's second-straight SEC Freshman of the Week award.

ALABAMA STATE AT ALABAMA

Dec. 1, 2010 • 5 p.m. CT • Tuscaloosa, Ala. • Coleman Coliseum

VISITORS: Alabama State 1-5

##	Player	tot-fg		3-pt		rebounds					pf	tp	a	to	blk	s	min
		fg	fga	fg	fga	ft	fta	of	de	tot							
03	WALDINGTON, Tamara	0	5	0	0	2	7	0	1	1	4	2	2	3	0	0	20
04	QUINN, Jasmine	0	4	0	0	0	0	1	0	1	2	0	0	1	0	0	11
23	EDWARDS, Yahindra	0	3	0	0	0	0	3	2	5	0	0	1	0	0	0	10
33	JACKSON, Tanika	5	20	0	0	2	7	4	4	8	3	12	0	4	0	0	36
45	JONES, Millicent	1	3	0	0	0	0	0	3	3	1	2	0	3	1	0	8
10	HUNTER, Angelese	1	6	0	1	3	3	2	5	7	4	5	1	5	0	1	25
12	ARRINGTON, Taiba	1	7	0	3	2	2	0	2	4	4	2	3	0	0	0	28
24	HENDERSON, Erica	1	7	1	5	0	1	1	3	4	2	3	0	4	0	0	17
30	ALFORD, Quentori	0	5	0	0	0	0	5	0	5	3	0	0	1	0	0	16
35	HOWARD, Brittney	0	3	0	0	2	2	1	3	4	2	2	0	2	0	0	18
52	HUNTER, Kimberly	0	2	0	2	1	1	0	1	1	3	1	0	1	0	0	11
TEAM								7		5		12					
Totals		9	65	1	11	12	23	24	29	53	33	31	5	29	1	1	200

TOTAL FG%	1st Half: 6-33 18.2%	2nd Half: 3-32 9.4%	Game: 13.8%
3-Pt. FG%	1st Half: 0-6 0.0%	2nd Half: 1-5 20.0%	Game: 9.1%
F Throw %	1st Half: 8-14 57.1%	2nd Half: 4-9 44.4%	Game: 52.2%

HOME TEAM: Alabama 7-1

##	Player	tot-fg		3-pt		rebounds					pf	tp	a	to	blk	s	min
		fg	fga	fg	fga	ft	fta	of	de	tot							
03	Robinson, Jasmine	1	8	1	2	1	2	1	3	4	2	4	2	0	0	2	21
21	Jenkins, Tierney	3	13	0	0	9	12	12	4	16	2	15	4	1	5	4	26
23	Russell, Ericka	3	6	1	3	7	8	1	6	7	0	14	1	1	0	1	26
31	Hancock, Katie	2	4	0	1	0	0	0	2	2	4	0	1	1	0	0	11
40	Horn, Kaneisha	3	9	0	0	1	3	1	6	7	3	7	0	2	1	1	26
05	Farmer, Celiscia	0	0	0	0	0	2	0	0	0	1	0	1	1	0	0	13
12	Myers, Shafontaye	5	8	1	3	2	2	0	4	4	3	13	2	1	0	2	17
14	Hogue, Erin	0	1	0	0	0	2	0	3	3	0	1	3	0	0	0	9
20	Raffington, Varisia	3	6	1	1	1	1	1	3	4	2	8	0	2	0	2	18
22	Lee, Khristin	2	4	0	0	6	9	1	5	6	3	10	1	1	0	3	18
30	McCoy, Carmen	2	3	0	0	1	3	0	0	0	3	5	0	1	1	0	15
TEAM								1		2		3					
Totals		24	62	4	10	28	44	18	38	56	24	80	12	15	8	15	200

TOTAL FG%	1st Half: 14-36 38.9%	2nd Half: 10-26 38.5%	Game: 38.7%
3-Pt. FG%	1st Half: 2-5 40.0%	2nd Half: 2-5 40.0%	Game: 9.1%
F Throw %	1st Half: 11-18 61.1%	2nd Half: 17-26 65.4%	Game: 63.6%

Attendance: 1418

Score by Periods	1st	2nd	Total
Alabama State	20	11	31
Alabama	41	39	80

ARKANSAS PINE BLUFF AT ALABAMA

Dec. 4, 2010 • 2 p.m. CT • Tuscaloosa, Ala. • Coleman Coliseum

VISITORS: Arkansas Pine Bluff 0-6

##	Player	tot-fg		3-pt		rebounds					pf	tp	a	to	blk	s	min
		fg	fga	fg	fga	ft	fta	of	de	tot							
04	MARSH, Lakendra	4	8	1	3	0	0	0	1	1	2	9	0	2	0	1	21
05	SLATON, Laquisha	9	14	1	1	3	0	3	3	2	20	2	5	0	2	3	37
31	ABRAMS, Jasmine	4	12	0	0	0	0	6	6	4	8	2	7	1	0	0	28
33	THORNTON, Tammie	1	3	0	2	0	0	0	2	2	1	2	0	2	0	0	20
43	GENTRY, Jenise	3	8	0	1	4	5	2	5	7	4	10	0	3	0	1	27
14	WALKER, Adreanne	0	0	0	0	1	2	1	0	1	1	1	0	2	0	1	9
15	RAYNOR, Shakira	0	0	0	0	0	0	1	1	1	0	0	0	0	0	3	3
20	PENA, Nieves	1	3	0	2	0	0	1	0	1	2	2	0	2	0	0	18
21	QUARLES, Markita	0	1	0	0	0	0	0	0	0	0	0	0	0	0	0	2
22	HUGHES, Jasmine	0	0	0	0	0	0	1	1	1	0	0	0	0	0	0	1
24	COOPER, Camille	0	0	0	0	0	0	1	0	1	0	0	0	0	0	0	2
32	KILGORE, Morgan	1	3	0	1	0	0	0	0	0	2	2	1	1	0	0	18
34	OKWUMABUA, Chigo	1	3	0	0	0	0	0	1	1	2	2	0	3	0	0	11
35	MCREA, Charnecia	0	0	0	0	0	0	0	0	0	0	0	1	0	0	0	3
TEAM								2		3		5					
Totals		24	55	2	10	6	10	7	23	30	22	56	5	28	3	5	200

OTL FG%	1st Half: 12-25 48.0%	2nd Half: 12-30 40.0%	Game: 43.6%
3-Pt. FG%	1st Half: 1-5 20.0%	2nd Half: 1-5 20.0%	Game: 20.0%
F Throw %	1st Half: 2-3 66.7%	2nd Half: 4-7 57.1%	Game: 60.0%

HOME TEAM: Alabama 8-1

##	Player	tot-fg		3-pt		rebounds					pf	tp	a	to	blk	s	min
		fg	fga	fg	fga	ft	fta	of	de	tot							
03	Robinson, Jasmine	2	7	1	4	1	2	1	2	3	1	6	3	3	0	0	24
21	Jenkins, Tierney	9	14	0	1	0	2	2	6	8	2	18	1	4	1	3	30
23	Russell, Ericka	4	7	3	4	0	0	3	0	3	3	11	0	0	1	1	14
31	Hancock, Katie	0	3	0	1	0	0	0	1	1	0	0	3	2	1	1	11
40	Horn, Kaneisha	5	9	0	0	8	10	4	4	8	4	18	2	3	0	1	28
05	Farmer, Celiscia	0	5	0	0	3	4	2	1	3	0	3	0	0	0	0	14
12	Myers, Shafontaye	3	6	1	3	2	2	1	3	2	9	2	3	0	2	1	15
14	Hogue, Erin	1	2	0	0	0	0	1	1	2	0	0	0	0	0	1	7
20	Raffington, Varisia	6	10	1	1	1	2	0	2	2	1	14	1	0	0	1	15
22	Lee, Khristin	3	4	0	0	2	3	2	4	3	8	4	3	1	1	1	21
30	McCoy, Carmen	0	2	0	0	1	4	3	4	7	0	1	2	0	0	3	10
32	Mitcham, Alicia	0	2	0	0	0	2	1	1	2	0	0	1	0	0	0	11
TEAM								2		3		5					
Totals		33	71	6	14	18	31	23	28	51	16	90	19	18	3	14	200

TOTAL FG%	1st Half: 14-31 45.2%	2nd Half: 19-40 47.5%	Game: 46.5%
3-Pt. FG%	1st Half: 2-6 33.3%	2nd Half: 4-8 50.0%	Game: 42.9%
F Throw %	1st Half: 11-16 68.8%	2nd Half: 7-15 46.7%	Game: 58.1%

Attendance: 1437

Score by Periods	1st	2nd	Total
Arkansas Pine Bluff	27	29	56
Alabama	41	49	90

ALABAMA AT KANSAS

Dec. 12, 2010 • 2:05 p.m. CT • Lawrence, Kan. • Allen Fieldhouse

VISITORS: Alabama 8-2

##	Player	tot-fg		3-pt		rebounds					pf	tp	a	to	blk	s	min
		fg	fga	fg	fga	ft	fta	of	de	tot							
21	Jenkins, Tierney	5	15	0	0	7	8	2	8	10	5	17	1	1	1	5	31
31	Hancock, Katie	1	2	0	0	0	0	2	0	2	0	2	0	1	0	1	12
40	Horn, Kaneisha	0	3	0	1	4	6	1	3	4	5	4	0	5	0	1	22
03	Robinson, Jasmine	2	12	0	2	2	3	2	2	4	1	6	0	0	0	0	24
23	Russell, Ericka	4	13	3	10	0	0	0	3	3	1	11	1	1	0	0	39
10	King, La'oya	0	0	0	0	3	4	0	0	0	0	3	0	2	0	0	11
12	Myers, Shafontaye	0	5	0	5	0	0	0	0	0	3	0	1	0	0	0	10
20	Raffington, Varisia	0	1	0	1	0	0	0	0	0	0	0	0	0	0	0	0+
22	Lee, Khristin	2	5	0	0	2	2	0	3	3	3	6	5	0	0	1	18
30	McCoy, Carmen	1	3	0	0	0	0	0	2	2	2	2	1	0	0	0	14
32	Mitcham, Alicia	2	5	0	0	2	2	1	1	2	2	6	1	2	0	2	19
TEAM								4		1		5					
Totals		17	64	3	19	20	25	12	23	35	22	57	10	12	1	10	200

TOTAL FG%	1st Half: 7-31 22.6%	2nd Half: 10-33 30.3%	Game: 26.6%
3-Pt. FG%	1st Half: 2-9 22.2%	2nd Half: 1-10 10.0%	Game: 15.8%
F Throw %	1st Half: 13-15 86.7%	2nd Half: 7-10 70.0%	Game: 80.0%

HOME TEAM: Kansas 9-1

##	Player	tot-fg		3-pt		rebounds					pf	tp	a	to	blk	s	min
		fg	fga	fg	fga	ft	fta	of	de	tot							
01	Sutherland, Aishah	7	9	0	0	3	4	1	11	12	3	17	0	2	1	3	32
21	Davis, Carolyn	8	10	0	0	8	12	1	5	6	1	24	2	2	2	0	29
05	Mays, Keena	3	5	0	1	0	0	1	10	11	2	6	6	6	0	0	25
13	Engelman, Monica	9	14	0	2	4	5	0	3	3	2	22	6	2	0	0	37
20	Moore, Diara	0	2	0	0	0	0	0	1	1	3	0	1	2	0	1	31
11	Jelniker, Brooke	0	1	0	0	0	0	1	0	1	3	0	0	0	0	0	7
14	Boogaard, Krysten	3	5	0	0	1	3	1	2	0	7	0	1	1	0	0	11
33	Jackson, Tania	0	2	0	2	0	0	0	0	0	3	0	1	0	1	0	7
42	Harper, CeCe	0	3	0	2												



BELMONT AT ALABAMA
Dec. 18, 2010 • 2 p.m. CT • Tuscaloosa, Ala. • Coleman Coliseum

VISITORS: Belmont 4-6

Table with 16 columns: ##, Player, tot-fg, 3-pt, ft, fta, rebounds, pf, tp, a, to, blk, s, min. Rows include players like STRAYHORN, ERNST, BURTNETT, etc.

TOTAL FG% 1st Half: 5-21 23.8% 2nd Half: 11-26 42.3% Game: 34.0%
3-Pt. FG% 1st Half: 2-5 40.0% 2nd Half: 6-15 40.0% Game: 40.0%
F Throw % 1st Half: 4-8 50.0% 2nd Half: 2-5 40.0% Game: 46.2%

HOME TEAM: Alabama 9-2

Table with 16 columns: ##, Player, tot-fg, 3-pt, ft, fta, rebounds, pf, tp, a, to, blk, s, min. Rows include players like Robinson, Jenkins, Russell, etc.

TOTAL FG% 1st Half: 10-27 37.0% 2nd Half: 12-32 37.5% Game: 37.3%
3-Pt. FG% 1st Half: 1-6 16.7% 2nd Half: 4-9 44.4% Game: 33.3%
F Throw % 1st Half: 8-12 66.7% 2nd Half: 7-10 70.0% Game: 68.2%

Attendance: 1560

Score by Periods table with columns: 1st, 2nd, Total. Rows for Belmont and Alabama.

ALABAMA A&M AT ALABAMA
Dec. 20, 2010 • 11:30 a.m. CT • Tuscaloosa, Ala. • Coleman Coliseum

VISITORS: Alabama A&M 4-5

Table with 16 columns: ##, Player, tot-fg, 3-pt, ft, fta, rebounds, pf, tp, a, to, blk, s, min. Rows include players like STRICKLAND, WATKINS, TOBAR, etc.

TOTAL FG% 1st Half: 10-26 38.5% 2nd Half: 14-33 42.4% Game: 40.7%
3-Pt. FG% 1st Half: 3-4 75.0% 2nd Half: 1-6 16.7% Game: 40.0%
F Throw % 1st Half: 6-9 66.7% 2nd Half: 4-4 100% Game: 76.9%

HOME TEAM: Alabama 10-2

Table with 16 columns: ##, Player, tot-fg, 3-pt, ft, fta, rebounds, pf, tp, a, to, blk, s, min. Rows include players like Robinson, Jenkins, Russell, etc.

TOTAL FG% 1st Half: 13-38 34.2% 2nd Half: 10-31 32.3% Game: 33.3%
3-Pt. FG% 1st Half: 2-8 25.0% 2nd Half: 1-5 20.0% Game: 23.1%
F Throw % 1st Half: 7-11 63.6% 2nd Half: 11-14 78.6% Game: 72.0%

Attendance: 3639

Score by Periods table with columns: 1st, 2nd, Total. Rows for Alabama A&M and Alabama.

ALABAMA AT SOUTHERN MISSISSIPPI
Dec. 28, 2010 • 7 p.m. CT • Hattiesburg, Miss. • Reed Green Coliseum

VISITORS: Alabama 11-2

Table with 16 columns: ##, Player, tot-fg, 3-pt, ft, fta, rebounds, pf, tp, a, to, blk, s, min. Rows include players like Jenkins, Horn, King, etc.

TOTAL FG% 1st Half: 18-32 56.3% 2nd Half: 14-29 48.3% Game: 52.5%
3-Pt. FG% 1st Half: 4-9 44.4% 2nd Half: 2-8 25.0% Game: 35.3%
F Throw % 1st Half: 6-11 54.5% 2nd Half: 12-20 60.0% Game: 58.1%

HOME TEAM: Southern Mississippi 5-7

Table with 16 columns: ##, Player, tot-fg, 3-pt, ft, fta, rebounds, pf, tp, a, to, blk, s, min. Rows include players like WASHINGTON, VIGERS, DUNBAR, etc.

TOTAL FG% 1st Half: 16-27 59.3% 2nd Half: 12-28 42.9% Game: 50.9%
3-Pt. FG% 1st Half: 0-1 0.0% 2nd Half: 2-6 33.3% Game: 28.6%
F Throw % 1st Half: 4-8 50.0% 2nd Half: 16-19 84.2% Game: 74.1%

Attendance: 1349

Score by Periods table with columns: 1st, 2nd, Total. Rows for Alabama and Southern Miss.

AUBURN AT ALABAMA
Jan. 2, 2011 • 2 p.m. CT • Tuscaloosa, Ala. • Coleman Coliseum

VISITORS: Auburn 8-6 (1-0 SEC)

Table with 16 columns: ##, Player, tot-fg, 3-pt, ft, fta, rebounds, pf, tp, a, to, blk, s, min. Rows include players like Toles, Simmons, Smalley, etc.

TOTAL FG% 1st Half: 12-31 38.7% 2nd Half: 15-28 53.6% Game: 45.8%
3-Pt. FG% 1st Half: 1-6 16.7% 2nd Half: 2-4 50.0% Game: 30.0%
F Throw % 1st Half: 3-5 60.0% 2nd Half: 6-9 66.7% Game: 64.3%

HOME TEAM: Alabama 11-3 (0-1 SEC)

Table with 16 columns: ##, Player, tot-fg, 3-pt, ft, fta, rebounds, pf, tp, a, to, blk, s, min. Rows include players like King, Jenkins, Russell, etc.

TOTAL FG% 1st Half: 10-31 32.3% 2nd Half: 10-40 25.0% Game: 28.2%
3-Pt. FG% 1st Half: 1-8 12.5% 2nd Half: 2-12 16.7% Game: 15.0%
F Throw % 1st Half: 4-6 66.7% 2nd Half: 8-10 80.0% Game: 75.0%

Attendance: 2906

Score by Periods table with columns: 1st, 2nd, Total. Rows for Auburn and Alabama.

ALABAMA AT TENNESSEE

Jan. 6, 2011 • 7 p.m. CT • Knoxville, Tenn. • Thompson-Boling Arena

VISITORS: Alabama 11-4 (0-2 SEC)

#	Player	tot-fg		3-pt		rebounds							min				
		fg	fga	fg	fga	ft	fta	of	de	tot	pf	tp		a	to	blk	s
21	Jenkins, Tierney	5	20	0	0	1	2	5	2	7	5	11	0	2	1	2	22
31	Hancock, Katie	0	4	0	1	0	0	3	1	4	3	0	1	1	0	25	
40	Horn, Kaneisha	1	9	0	0	0	1	5	6	5	2	1	1	0	0	12	
10	King, LaToya	0	0	0	0	2	2	0	1	1	0	2	1	1	0	1	
23	Russell, Ericka	3	8	1	5	2	2	3	1	4	2	9	1	0	1	19	
03	Robinson, Jasmine	3	8	2	6	2	2	1	3	2	10	2	2	0	0	25	
05	Farmer, Celiscia	0	4	0	1	0	0	0	0	0	0	0	0	0	0	11	
12	Myers, Shafontaye	1	10	1	8	0	0	0	0	0	1	3	0	1	0	14	
14	Hogue, Erin	0	3	0	0	0	0	0	1	1	2	0	2	0	0	5	
20	Raffington, Varisia	0	2	0	0	0	0	0	0	0	0	0	1	0	0	9	
22	Lee, Khristin	1	4	0	0	1	1	2	0	2	5	3	1	3	0	19	
30	McCoy, Carmen	2	3	0	0	0	1	1	2	1	4	0	1	0	0	7	
32	Mitcham, Alicia	0	7	0	0	1	3	3	5	8	3	1	0	2	1	24	
TEAM																	
Totals		16	82	4	21	9	12	28	21	49	29	45	6	17	4	4	200

TOTAL FG% 1st Half: 9-37 24.3% 2nd Half: 7-45 15.6% Game: 19.5%
 3-Pt. FG% 1st Half: 4-12 33.3% 2nd Half: 0-9 0.0% Game: 19.0%
 F Throw % 1st Half: 0-0 0.0% 2nd Half: 9-12 75.0% Game: 75.0%

HOME TEAM: Tennessee 14-2 (2-0 SEC)

#	Player	tot-fg		3-pt		rebounds							min				
		fg	fga	fg	fga	ft	fta	of	de	tot	pf	tp		a	to	blk	s
40	STRICKLEN, Shekinna	3	5	1	1	1	1	1	4	5	1	8	2	1	0	0	16
52	CAIN, Kelley	3	4	0	0	1	0	6	6	0	6	1	2	3	0	17	
05	BJORKLUND, Angie	5	5	4	4	2	2	0	2	2	2	16	1	1	1	21	
10	SIMMONS, Meighan	6	14	2	6	1	2	0	1	1	15	11	1	0	0	22	
13	SPANI, Taber	4	7	0	3	7	7	1	5	6	2	15	5	0	1	0	
01	BASS, Briana	1	2	1	2	0	0	2	2	1	3	1	0	0	1	19	
04	WILLIAMS, Kamiko	2	8	0	0	3	4	5	9	3	7	1	1	4	0	17	
12	AVANT, Lauren	2	3	0	0	1	2	0	2	2	3	5	0	1	1	12	
15	MANNING, Alicia	1	5	0	0	9	9	1	7	8	3	11	1	1	1	20	
20	SMALLBONE, Sydney	2	5	1	2	0	0	2	2	0	5	0	0	0	0	13	
25	JOHNSON, Glory	6	8	0	0	7	9	4	2	6	1	19	0	1	1	21	
TEAM																	
Totals		35	66	9	18	31	37	14	40	54	17	110	23	9	12	5	200

TOTAL FG% 1st Half: 19-32 59.4% 2nd Half: 16-34 47.1% Game: 53.0%
 3-Pt. FG% 1st Half: 6-12 50.0% 2nd Half: 3-6 50.0% Game: 50.0%
 F Throw % 1st Half: 14-17 82.4% 2nd Half: 17-20 85.0% Game: 83.8%

Attendance: 12897

Score by Periods	1st	2nd	Total
Alabama	22	23	45
Tennessee	58	52	110

ALABAMA AT LSU

Jan. 9, 2011 • 2 p.m. CT • Baton Rouge, La. • Maravich Center

VISITORS: Alabama 11-5 (0-3 SEC)

#	Player	tot-fg		3-pt		rebounds							min				
		fg	fga	fg	fga	ft	fta	of	de	tot	pf	tp		a	to	blk	s
21	Jenkins, Tierney	1	12	0	0	2	2	2	6	8	1	4	0	0	1	3	33
31	Hancock, Katie	0	0	0	0	0	0	1	1	2	0	1	0	0	1	0	14
40	Horn, Kaneisha	6	23	0	3	1	2	2	6	8	3	13	0	4	1	1	30
10	King, LaToya	0	3	0	0	0	0	2	2	2	2	0	2	0	0	18	
23	Russell, Ericka	2	9	1	4	0	0	0	1	1	3	5	2	4	0	2	33
03	Robinson, Jasmine	2	6	1	3	0	0	0	1	1	4	5	1	0	0	1	21
20	Raffington, Varisia	0	1	0	0	0	0	0	0	0	0	0	0	0	0	4	
22	Lee, Khristin	1	4	0	0	0	0	2	1	3	3	2	1	0	0	22	
30	McCoy, Carmen	1	1	0	0	4	4	0	0	0	1	6	0	0	0	1	6
32	Mitcham, Alicia	3	6	0	0	2	2	1	2	3	2	8	0	1	0	2	19
TEAM																	
Totals		16	65	2	10	9	10	11	21	32	21	43	5	12	2	10	200

TOTAL FG% 1st Half: 5-30 16.7% 2nd Half: 11-35 31.4% Game: 24.6%
 3-Pt. FG% 1st Half: 1-7 14.3% 2nd Half: 1-3 33.3% Game: 20.0%
 F Throw % 1st Half: 2-2 100% 2nd Half: 7-8 87.5% Game: 90.0%

HOME TEAM: LSU 11-6 (1-2 SEC)

#	Player	tot-fg		3-pt		rebounds							min				
		fg	fga	fg	fga	ft	fta	of	de	tot	pf	tp		a	to	blk	s
35	TURNBOW, Taylor	4	10	0	0	0	0	7	3	10	1	8	1	1	0	0	26
55	BARRETT, LaSondra	7	15	1	2	5	6	3	7	10	1	20	1	2	1	1	25
01	GRAHAM, Katherine	3	6	0	0	2	3	1	6	7	1	8	6	3	1	1	30
10	WEBB, Adrienne	4	9	3	3	2	4	1	4	5	0	13	0	4	0	0	34
20	HUGHES, Destini	1	5	0	0	0	0	0	7	7	2	2	4	1	0	0	27
05	KENNEY, Jeanne	3	5	0	2	5	6	0	3	3	4	11	2	4	0	0	23
22	JONES, Courtney	1	2	0	0	0	0	0	1	1	0	2	2	1	2	0	17
23	McKINNEY, Shanece	1	3	0	0	0	2	2	4	2	2	0	2	2	0	6	
24	PLAISANCE, Theresa	1	2	1	1	2	0	2	2	0	4	0	0	0	0	4	
25	BLACK, Swayze	1	1	0	0	0	0	2	1	3	2	2	0	2	0	0	8
TEAM																	
Totals		26	58	5	8	15	23	16	38	54	13	72	16	20	6	2	200

TOTAL FG% 1st Half: 10-27 37.0% 2nd Half: 16-31 51.6% Game: 44.8%
 3-Pt. FG% 1st Half: 2-4 50.0% 2nd Half: 3-4 75.0% Game: 62.5%
 F Throw % 1st Half: 3-4 75.0% 2nd Half: 12-19 63.2% Game: 65.2%

Attendance: 2666

Score by Periods	1st	2nd	Total
Alabama	13	30	43
LSU	25	47	72

VANDERBILT AT ALABAMA

Jan. 13, 2011 • 6 p.m. CT • Tuscaloosa, Ala. • Coleman Coliseum

VISITORS: Vanderbilt 12-5 (3-1 SEC)

#	Player	tot-fg		3-pt		rebounds							min				
		fg	fga	fg	fga	ft	fta	of	de	tot	pf	tp		a	to	blk	s
11	LISTER, Jasmine	3	9	1	6	3	4	1	1	2	3	10	4	5	0	0	34
12	COLEMAN, Jordan	0	0	0	0	0	0	2	2	0	0	0	0	1	0	0	13
15	TUOMI, Hannah	8	10	0	0	3	4	1	3	4	1	19	5	0	0	1	32
22	RHODAS, Jence	10	16	0	0	0	4	0	4	4	2	20	6	3	0	0	37
32	SMITH, Gabby	2	3	2	2	2	4	1	3	4	2	8	2	2	0	2	24
04	PULEO, Angela	1	4	1	4	0	0	1	1	2	3	0	1	0	1	16	
10	FOGGIE, Christina	0	3	0	1	0	0	1	1	0	0	0	0	0	0	10	
21	HOLZER, Stephanie	7	10	0	0	3	5	4	6	10	5	17	0	2	3	0	22
33	SILINSKI, Rebecca	0	0	0	0	0	0	0	0	1	0	0	0	0	0	0	2
34	CLARKE, Tiffany	2	3	0	0	1	1	1	4	5	2	5	1	0	1	0	10
TEAM																	
Totals		33	58	4	13	12	22	9	29	38	18	82	18	13	5	4	200

TOTAL FG% 1st Half: 16-28 57.1% 2nd Half: 17-30 56.7% Game: 56.9%
 3-Pt. FG% 1st Half: 2-5 40.0% 2nd Half: 2-8 25.0% Game: 30.8%
 F Throw % 1st Half: 5-7 71.4% 2nd Half: 7-15 46.7% Game: 54.5%

HOME TEAM: Alabama 11-6 (0-4 SEC)

#	Player	tot-fg		3-pt		rebounds							min				
		fg	fga	fg	fga	ft	fta	of	de	tot	pf	tp		a	to	blk	s
05	Farmer, Celiscia	5	7	0	0	0	0	1	0	1	3	10	0	1	0	2	28
10	King, LaToya	0	0	0	0	0	0	0	0	0	3	0	1	1	0	0	5
21	Jenkins, Tierney	6	16	0	0	3	3	4	7	11	1	15	0	0	1	1	28
23	Russell, Ericka	4	7	2	4	0	0	1	2	1	10	1	3	0	2	28	
40	Horn,																

GEORGIA AT ALABAMA

Jan. 20, 2011 • 8 p.m. CT • Tuscaloosa, Ala. • Coleman Coliseum

VISITORS: Georgia 15-3 (5-0 SEC)

#	Player	tot-fg		3-pt		rebounds							blk	s	min		
		fg	fga	fg	fga	ft	fta	of	de	tot	pf	tp				a	to
01	Khaalidah Miller	5	11	2	5	0	0	1	1	2	1	12	3	0	0	1	29
10	Jasmine James	2	11	0	5	3	4	1	3	4	2	7	6	0	2	40	
11	Meredith Mitchell	4	8	2	4	0	1	4	5	9	1	10	1	8	1	25	
12	Jasmine Hassell	4	5	0	0	1	2	1	1	2	4	9	0	3	0	26	
21	Porsha Phillips	2	6	0	2	4	6	4	7	11	2	8	1	2	1	28	
02	Ebony Jones	0	0	0	0	0	0	1	1	2	0	0	0	0	0	3	
03	Anne Marie Armstrong	4	13	0	4	0	0	4	4	8	0	8	0	2	1	3	
04	Ronika Ransford	2	4	0	0	0	0	1	1	2	1	4	1	1	0	14	
23	Tamika Willis	1	4	0	0	0	0	3	2	5	0	2	0	0	1	11	
TEAM						3		3				1					
Totals		24	62	4	20	8	13	22	25	47	13	60	12	23	5	12	200

TOTAL FG% 1st Half: 10-32 31.3% 2nd Half: 14-30 46.7% Game: 38.7%
3-Pt. FG% 1st Half: 2-12 16.7% 2nd Half: 2-8 25.0% Game: 20.0%
F Throw % 1st Half: 3-4 75.0% 2nd Half: 5-9 55.6% Game: 61.5%

HOME TEAM: Alabama 11-8 (0-6 SEC)

#	Player	tot-fg		3-pt		rebounds							blk	s	min		
		fg	fga	fg	fga	ft	fta	of	de	tot	pf	tp				a	to
05	Farmer, Celiscia	2	6	1	1	0	0	0	2	2	0	5	0	3	1	0	20
10	King, LaToya	0	1	0	0	0	0	1	1	2	1	0	2	5	0	2	23
21	Jenkins, Tierney	12	22	0	0	0	0	5	6	11	5	24	0	2	4	38	
23	Russell, Ericka	2	12	2	10	0	0	0	0	0	1	6	1	2	0	0	27
40	Horn, Kaneisha	2	4	0	1	5	6	1	3	4	3	9	1	1	0	1	24
03	Robinson, Jasmine	0	3	0	1	0	0	1	2	3	0	0	2	2	0	0	20
12	Myers, Shafontaye	2	10	1	8	0	0	2	0	2	5	1	1	0	0	14	
20	Raffington, Varisia	0	2	0	0	0	0	1	0	1	0	0	1	0	0	11	
22	Lee, Khristin	0	0	0	0	0	0	0	0	0	3	0	0	1	0	5	
32	Mitcham, Alicia	1	5	0	0	0	0	2	2	4	2	2	0	1	1	18	
TEAM						6		3		9		2					
Totals		21	65	4	21	5	6	19	19	38	17	51	8	20	4	8	200

TOTAL FG% 1st Half: 9-30 30.0% 2nd Half: 12-35 34.3% Game: 32.3%
3-Pt. FG% 1st Half: 0-5 0.0% 2nd Half: 4-16 25.0% Game: 19.0%
F Throw % 1st Half: 1-2 50.0% 2nd Half: 4-4 100% Game: 83.3%

Attendance: 1553

Score by Periods	1st	2nd	Total
Georgia	25	35	60
Alabama	19	32	51

ALABAMA AT SOUTH CAROLINA

Jan. 23, 2011 • 2 p.m. CT • Columbia, S.C. • Colonial Life Arena

VISITORS: Alabama 11-9 (0-7 SEC)

#	Player	tot-fg		3-pt		rebounds							blk	s	min		
		fg	fga	fg	fga	ft	fta	of	de	tot	pf	tp				a	to
21	Jenkins, Tierney	1	4	0	0	0	0	0	0	1	1	4	2	1	2	0	27
40	Horn, Kaneisha	3	13	0	0	2	4	3	2	5	5	8	0	2	0	0	25
05	Farmer, Celiscia	0	0	0	0	0	0	0	0	0	0	0	0	0	0	0	4
10	King, LaToya	2	7	0	0	6	7	2	1	3	3	10	4	5	0	1	33
23	Russell, Ericka	2	7	0	2	1	2	2	2	4	2	5	0	1	1	2	39
03	Robinson, Jasmine	1	6	0	3	1	2	0	2	2	2	3	0	0	0	0	21
12	Myers, Shafontaye	3	9	2	5	1	1	0	2	2	1	9	1	1	0	0	15
20	Raffington, Varisia	0	1	0	0	0	0	0	0	0	0	0	0	0	1	0	4
22	Lee, Khristin	0	1	0	0	0	1	1	0	1	1	0	0	0	0	0	4
32	Mitcham, Alicia	5	8	0	0	1	1	4	1	5	3	11	0	3	2	1	28
TEAM						1		3		4		1					
Totals		17	56	2	10	12	18	13	14	27	21	48	6	14	4	4	200

TOTAL FG% 1st Half: 8-25 32.0% 2nd Half: 9-31 29.0% Game: 30.4%
3-Pt. FG% 1st Half: 1-3 33.3% 2nd Half: 1-7 14.3% Game: 20.0%
F Throw % 1st Half: 8-12 66.7% 2nd Half: 4-6 66.7% Game: 66.7%

HOME TEAM: South Carolina 11-9 (3-4 SEC)

#	Player	tot-fg		3-pt		rebounds							blk	s	min		
		fg	fga	fg	fga	ft	fta	of	de	tot	pf	tp				a	to
52	MAY, Jewel	4	11	0	0	3	4	6	5	11	3	11	0	3	1	0	31
03	WALKER, leasia	7	14	1	3	1	2	2	5	7	1	16	1	5	0	5	31
11	SUTTON, La'Keisha	1	4	0	2	4	5	2	3	5	1	6	5	5	1	1	33
22	NEWTUN, Courtney	0	2	0	0	0	1	3	4	2	0	0	0	1	2	1	20
31	NAINIMA, Valerie	2	4	1	2	0	0	1	1	3	5	0	1	0	0	0	20
05	GRANT, Markesia	5	12	2	6	2	2	4	2	6	1	14	2	1	0	0	24
12	STEPHENS, Charenee	0	0	0	0	0	0	0	1	1	2	0	0	2	1	0	8
21	BRUNER, Ashley	2	6	0	0	3	6	4	3	7	3	7	3	2	0	2	20
24	STRICKLAND, Marah	0	5	0	0	0	1	0	1	1	0	0	0	0	0	0	13
TEAM						2		4		6		2					
Totals		21	58	4	17	13	20	22	27	49	17	59	11	20	5	9	200

TOTAL FG% 1st Half: 13-34 38.2% 2nd Half: 8-24 33.3% Game: 36.2%
3-Pt. FG% 1st Half: 4-13 30.8% 2nd Half: 0-4 0.0% Game: 23.5%
F Throw % 1st Half: 3-5 60.0% 2nd Half: 10-15 66.7% Game: 65.0%

Attendance: 2912

Score by Periods	1st	2nd	Total
Alabama	25	23	48
South Carolina	33	26	59

ALABAMA AT FLORIDA

Jan. 27, 2011 • 6 p.m. CT • Gainesville, Fla. • O'Connell Center

VISITORS: Alabama 11-10 (0-8 SEC)

#	Player	tot-fg		3-pt		rebounds							blk	s	min		
		fg	fga	fg	fga	ft	fta	of	de	tot	pf	tp				a	to
21	Jenkins, Tierney	6	15	0	0	2	3	7	9	16	4	14	1	2	0	4	39
40	Horn, Kaneisha	6	14	1	1	8	8	1	3	4	2	21	0	0	0	2	37
05	Farmer, Celiscia	3	4	1	1	0	0	0	1	1	1	7	0	1	1	0	14
10	King, LaToya	2	6	0	0	0	1	2	3	2	4	2	3	0	1	1	17
23	Russell, Ericka	2	14	1	5	0	2	6	1	7	4	5	1	1	0	1	32
03	Robinson, Jasmine	3	10	1	3	0	2	1	2	0	7	2	1	0	1	0	26
12	Myers, Shafontaye	0	1	0	0	0	0	0	0	0	0	0	0	0	0	0	4
14	Hogue, Erin	0	0	0	0	0	0	0	0	0	0	0	0	0	0	0	0
20	Raffington, Varisia	0	1	0	1	0	0	0	0	0	0	0	0	0	1	8	
22	Lee, Khristin	1	4	0	0	2	3	1	3	4	2	4	1	1	0	1	19
32	Mitcham, Alicia	1	3	0	0	0	3	0	3	3	2	0	0	1	1	4	
TEAM						1		4		5		2					
Totals		24	72	4	11	12	18	21	20	41	18	64	9	9	2	12	200

TOTAL FG% 1st Half: 14-37 37.8% 2nd Half: 10-35 28.6% Game: 33.3%
3-Pt. FG% 1st Half: 2-3 66.7% 2nd Half: 2-8 25.0% Game: 36.4%
F Throw % 1st Half: 2-4 50.0% 2nd Half: 10-14 71.4% Game: 66.7%

HOME TEAM: Florida 13-9 (3-5 SEC)

#	Player	tot-fg		3-pt		rebounds							blk	s	min		
		fg	fga	fg	fga	ft	fta	of	de	tot	pf	tp				a	to
14	Madu,Ndidi	4	8	0	0	1	2	4	3	7	4	9	0	2	0	0	22
13	Stewart,Azania	2	4	0	0	3	6	4	3	7	1	7	2	1	5	1	26
03	Bartley,Lanita	3	6	1	1	2	2	3	1	4	2	9	5	3	0	3	32
12	Allen,Deana	4	10	1	2	0	0	2	5	7	3	9	1	4	0	1	20
33	Jones,Jordan	2	9	2	7	2	2	2	4	6	2	8	3	1	0	0	34
10	Bonds,Jaterra	4	12	2	7	2	2	1	7	8	1	12	2	4	1	0	25
23	Shine,Brittany	1	4	0	1	2	2	1	0	1	0	4	0	2	0	0	9
24	Young,Deandra	0	2	0	0	0	0	0	2	2	1	0	0	0	0	0	8
31	Svete,Lily	0	0														

ALABAMA AT MISSISSIPPI STATE

Feb. 3, 2011 • 7 p.m. CT • Starkville, Miss. • Humphrey Coliseum

VISITORS: Alabama 12-11 (1-9 SEC)

##	Player	tot-fg		3-pt		rebounds							min																				
		fg	fga	fg	fga	ft	fta	of	de	tot	pf	tp		a	to	blk	s																
21	Jenkins, Tierney	7	13	0	0	3	4	3	11	14	3	17	1	2	3	0	36																
40	Horn, Kaneisha	2	8	0	0	7	8	7	5	12	4	11	2	8	0	1	28																
05	Farmer, Celiscia	0	0	0	0	0	0	0	1	1	2	0	0	1	0	0	6																
10	King, LaToya	1	4	0	0	3	3	0	0	0	0	5	0	4	0	2	20																
23	Russell, Ericka	6	18	3	12	1	2	1	0	1	1	16	3	0	0	2	28																
03	Robinson, Jasmine	3	11	2	5	3	5	0	3	3	3	11	2	1	0	0	30																
12	Myers, Shafontaye	0	0	0	0	1	2	0	1	1	0	1	0	0	0	0	3																
20	Raffington, Varisia	1	3	0	1	2	1	2	3	1	3	0	1	0	0	0	16																
22	Lee, Khristin	1	2	0	0	0	0	1	1	3	2	1	1	0	4	17																	
32	Mitcham, Alicia	0	1	0	0	0	2	0	2	2	1	0	1	2	0	1	16																
TEAM		5		1		6																											
Totals		21		60		5		18		19		28		17		27		44		18		66		10		20		3		10		200	

TOTAL FG% 1st Half: 10-31 32.3% 2nd Half: 11-29 37.9% Game: 35.0%
 3-Pt. FG% 1st Half: 1-5 20.0% 2nd Half: 4-13 30.8% Game: 27.8%
 F Throw % 1st Half: 11-17 64.7% 2nd Half: 8-11 72.7% Game: 67.9%

HOME TEAM: Mississippi State 8-13 (0-9 SEC)

##	Player	tot-fg		3-pt		rebounds							min																		
		fg	fga	fg	fga	ft	fta	of	de	tot	pf	tp		a	to	blk	s														
25	Ashley Brown	1	1	0	0	4	4	0	1	1	5	6	0	4	1	0	20														
33	Mary Kathryn Govoro	4	13	2	6	0	0	3	6	9	5	10	2	1	1	2	39														
34	Catina Bett	3	6	0	0	1	1	9	10	2	6	0	2	3	1	27															
03	Diambre Johnson	3	15	0	4	2	2	1	0	1	2	8	5	2	0	2	34														
04	Porsha Porter	10	17	1	3	9	9	4	5	9	4	30	1	7	0	1	36														
02	Darriel Gaynor	0	1	0	1	0	0	0	0	0	1	0	0	0	0	0	5														
05	Judith Tabala	0	0	0	0	0	0	0	0	0	0	0	0	1	0	0	8														
11	Katia May	0	1	0	0	0	0	3	3	0	0	1	4	0	0	0	9														
15	Brittany Young	0	2	0	0	0	0	0	0	0	0	0	0	0	0	0	9														
20	Ashley Newsome	0	2	0	0	1	2	1	3	4	3	1	0	0	0	1	13														
TEAM		2		1		3																									
Totals		21		58		3		14		16		18		12		28		40		22		61		9		21		5		200	

TOTAL FG% 1st Half: 8-27 29.6% 2nd Half: 13-31 41.9% Game: 36.2%
 3-Pt. FG% 1st Half: 0-6 0.0% 2nd Half: 3-8 37.5% Game: 21.4%
 F Throw % 1st Half: 9-10 90.0% 2nd Half: 7-8 87.5% Game: 88.9%

Attendance: 1273

Score by Periods	1st	2nd	Total
Alabama	32	34	66
Mississippi State	25	36	61

ALABAMA AT GEORGIA

Feb. 6, 2011 • 2 p.m. CT • Athens, Ga. • Stegeman Coliseum

VISITORS: Alabama 12-12 (1-10 SEC)

##	Player	tot-fg		3-pt		rebounds							min																		
		fg	fga	fg	fga	ft	fta	of	de	tot	pf	tp		a	to	blk	s														
05	Farmer, Celiscia	0	3	0	2	0	0	1	1	2	1	0	0	0	0	0	16														
10	King, LaToya	1	5	0	0	0	0	0	3	3	1	2	3	4	0	2	26														
21	Jenkins, Tierney	1	7	0	1	5	6	4	6	10	2	7	2	5	0	1	31														
23	Russell, Ericka	3	7	3	7	2	2	0	0	0	5	11	2	2	0	1	22														
40	Horn, Kaneisha	3	7	0	1	1	1	0	2	2	4	7	0	3	0	2	15														
03	Robinson, Jasmine	3	11	2	6	2	3	0	3	3	3	10	2	0	0	2	27														
12	Myers, Shafontaye	2	4	1	3	0	0	0	0	0	0	5	0	0	0	1	3														
20	Raffington, Varisia	1	5	0	2	0	0	1	0	1	1	2	1	0	0	1	16														
22	Lee, Khristin	1	1	0	0	0	0	1	0	1	0	3	2	3	1	0	14														
32	Mitcham, Alicia	4	9	0	0	0	3	3	4	7	3	8	1	2	0	0	30														
TEAM		2		2		2																									
Totals		19		59		6		22		10		15		12		19		31		23		54		14		17		0		200	

TOTAL FG% 1st Half: 6-30 20.0% 2nd Half: 13-29 44.8% Game: 32.2%
 3-Pt. FG% 1st Half: 2-9 22.2% 2nd Half: 4-13 30.8% Game: 27.3%
 F Throw % 1st Half: 7-12 58.3% 2nd Half: 3-3 100% Game: 66.7%

HOME TEAM: Georgia 18-5 (8-2 SEC)

##	Player	tot-fg		3-pt		rebounds							min																				
		fg	fga	fg	fga	ft	fta	of	de	tot	pf	tp		a	to	blk	s																
04	Ronika Ransford	3	9	1	3	0	0	0	0	3	3	4	7	3	1	0	1	33															
21	Porsha Phillips	5	12	0	0	2	4	7	7	14	1	12	3	5	2	2	31																
22	Meredith Mitchell	3	6	0	1	4	4	2	1	3	1	10	2	7	1	0	22																
33	Anne Marie Armstrong	6	12	2	5	2	3	2	5	7	4	16	3	1	2	34																	
42	Jasmine Hassell	1	6	0	0	2	5	2	3	5	2	4	0	0	0	0	18																
01	Khaalid Miller	8	10	3	5	3	4	1	3	4	1	22	1	0	0	1	36																
02	Ebony Jones	1	2	0	0	0	0	0	2	2	0	2	0	1	0	0	5																
24	Tamika Willis	2	5	0	0	1	2	3	3	6	0	5	1	0	0	0	16																
34	Ariela Johnson	1	1	0	0	1	2	1	2	3	1	3	0	0	0	0	5																
TEAM		3		2		5																											
Totals		30		63		6		14		15		24		21		31		52		14		81		13		17		4		6		200	

TOTAL FG% 1st Half: 15-31 48.4% 2nd Half: 15-32 46.9% Game: 47.6%
 3-Pt. FG% 1st Half: 3-7 42.9% 2nd Half: 3-7 42.9% Game: 42.9%
 F Throw % 1st Half: 8-13 61.5% 2nd Half: 7-11 63.6% Game: 62.5%

Attendance: 4677

Score by Periods	1st	2nd	Total
Alabama	21	33	54
Georgia	41	40	81

FLORIDA AT ALABAMA

Feb. 13, 2011 • 1 p.m. CT • Tuscaloosa, Ala. • Foster Auditorium

VISITORS: Florida 14-13 (4-9 SEC)

##	Player	tot-fg		3-pt		rebounds							min																				
		fg	fga	fg	fga	ft	fta	of	de	tot	pf	tp		a	to	blk	s																
14	Madu, Ndidi	7	11	0	0	2	2	4	6	10	3	16	1	1	0	0	30																
13	Stewart, Azania	5	8	0	0	0	1	2	1	3	5	10	4	1	0	0	23																
03	Bartley, Lanita	1	3	0	1	2	6	3	1	4	3	4	3	0	1	26																	
12	Allen, Deana	2	8	1	3	1	1	1	6	7	2	6	2	3	0	1	29																
33	Jones, Jordan	1	5	1	3	2	2	0	0	0	0	5	3	0	0	0	29																
10	Bonds, Jaterra	2	8	1	4	3	3	0	3	3	3	8	5	5	1	1	29																
23	Shine, Brittany	0	3	0	1	0	0	0	0	0	0	1	0	2	0	1	7																
31	Svete, Lily	0	0	0	0	0	0	0	0	0	0	0	1	0	0	0	4																
32	George, Jennifer	4	11	0	0	2	3	2	7	9	2	10	5	1	1	1	21																
50	Crawford, Ebonie	0	0	0	0	0	1	0	1	1	0	0	0	0	0	0	2																
TEAM		7		7		1																											
Totals		22		57		3		12		12		19		19		25		44		19		59		14		28		3		5		200	

TOTAL FG% 1st Half: 13-34 38.2% 2nd Half: 9-23 39.1% Game: 38.6%
 3-Pt. FG% 1st Half: 1-5 20.0% 2nd Half: 2-7 28.6% Game: 25.0%
 F Throw % 1st Half: 7-9 77.8% 2nd Half: 5-10 50.0% Game: 63.2%

HOME TEAM: Alabama 13-12 (2-10 SEC)

##	Player	tot-fg		3-pt		rebounds							min																		
		fg	fga	fg	fga	ft	fta	of	de	tot	pf	tp		a	to	blk	s														
21	Jenkins, Tierney	5	9	0	0	8	8	2	6	8	4	18	3	4	1	9	37														
40	Horn, Kaneisha	4	6	0	0	4	7	1	5	6	4	12	0	2	0	2	21														
05	Farmer, Celiscia	0	0	0	0	2	2	0	0	0	2	1	1	0	0	0	8														
10	King, LaToya	1	4	0	0	2	2	0	0	1	1	4	1	4	0	1	23														
23	Russell, Ericka	4	13	1	6	3	4	0	1	1	3	12	3	1	2	3	35														
03	Robinson, Jasmine	3	9	1	2	0	2	0	2	2	2	7	1	3	0	2	26														
12	Myers, Shafontaye	1	2	1	1	0	0	0	1	1	3	0	1	0	0	0	10														
20	Raffington, Varisia	2	7	0	1	0	0	1	2	3	2	4	1	1	1	2	21														
22	Lee, Khristin	0	0	0	0	2	2	1	1	2	0	2	1	1	0	0	17														
32	Mitcham, Alicia	0	0	0	0	0	0	0	0	0	0	0	0	0	0	0	2														
TEAM		2		1		3																									
Totals		20		50		3		10		21		27		20		27		17		64		12		18		5		19		200	

TOTAL FG% 1st Half: 8-25 32.0% 2nd Half: 12-25 48.0% Game: 40.0%
 3-Pt. FG% 1st Half: 1-6 16.7% 2nd Half: 2-4 50.0% Game: 30.0%
 F Throw % 1st Half: 7-10 70.0% 2nd Half: 14-17 82.4% Game: 77.8%

Attendance: 2536

Score by Periods	1st	2nd	Total
Florida	34	25	59
Alabama	24	40	64

ALABAMA AT AUBURN

Feb. 17, 2011 • 6 p.m. CT • Auburn, Ala. • Auburn Arena

VISITORS: Alabama 14-12 (3-10 SEC)

MISSISSIPPI AT ALABAMA

Feb. 20, 2011 • 2 p.m. CT • Tuscaloosa, Ala. • Foster Auditorium

VISITORS: Mississippi 10-16 (3-11 SEC)

##	Player		tot-fg		3-pt		rebounds				pf	tp	a	to	blk	s	min
	fg	fga	fg	fga	ft	fta	of	de	tot								
22	Byrd, Nikki	6	18	0	2	4	5	6	12	18	2	16	0	1	0	0	39
25	Marbra, Courtney	1	3	0	0	0	0	5	4	9	4	2	1	3	1	1	27
03	McFarland, Valencia	4	12	1	2	3	6	0	2	2	1	12	3	5	0	2	40
11	Jenkins, Kenyotta	0	1	0	1	0	0	0	0	0	1	0	0	2	0	0	6
14	McFerrin, Maggie	1	4	1	4	0	0	1	1	2	0	3	0	2	0	0	19
01	Nelson, Shae	4	10	2	6	3	4	0	3	3	1	13	1	2	0	0	27
23	Laws, LaTosha	1	4	0	0	2	2	2	2	4	3	4	1	3	0	0	29
42	Slusher, Tori	1	1	0	0	0	0	2	3	5	1	2	0	0	0	1	13
TEAM								3	2	5				4			
Totals		18	53	4	15	12	17	19	29	48	13	52	6	22	1	4	200

TOTAL FG% 1st Half: 8-31 25.8% 2nd Half: 10-22 45.5% Game: 34.0%
 3-Pt. FG% 1st Half: 1-8 12.5% 2nd Half: 3-7 42.9% Game: 26.7%
 F Throw % 1st Half: 3-4 75.0% 2nd Half: 9-13 69.2% Game: 70.6%

HOME TEAM: Alabama 15-12 (4-10 SEC)

##	Player		tot-fg		3-pt		rebounds				pf	tp	a	to	blk	s	min	
	fg	fga	fg	fga	ft	fta	of	de	tot									
21	Jenkins, Tierney	5	13	0	0	0	0	3	7	10	3	10	3	0	1	1	34	
40	Horn, Kaneisha	6	14	0	1	4	7	1	6	7	2	16	0	2	2	3	30	
10	King, LaToya	1	2	0	0	0	0	2	1	3	3	2	2	3	0	1	32	
20	Raffington, Varisia	2	8	1	6	0	0	2	0	2	0	5	1	1	0	0	20	
23	Russell, Ericka	8	14	4	9	1	2	0	3	3	2	21	4	1	1	1	4	36
03	Robinson, Jasmine	1	6	0	2	3	4	0	0	0	0	5	1	1	1	1	24	
05	Farmer, Celiscia	0	0	0	0	0	0	0	0	0	0	0	1	0	0	0	3	
22	Lee, Khristin	0	0	0	0	0	0	1	0	1	3	0	1	0	0	0	8	
32	Mitcham, Alicia	1	3	0	0	0	0	0	0	0	1	2	0	0	0	2	13	
TEAM								1	3	4								
Totals		24	60	5	18	8	13	10	20	30	14	61	13	8	4	12	200	

TOTAL FG% 1st Half: 16-33 48.5% 2nd Half: 8-27 29.6% Game: 40.0%
 3-Pt. FG% 1st Half: 3-9 33.3% 2nd Half: 2-9 22.2% Game: 27.8%
 F Throw % 1st Half: 1-3 33.3% 2nd Half: 7-10 70.0% Game: 61.5%

Attendance: 1902

Score by Periods	1st	2nd	Total
Mississippi	20	32	52
Alabama	36	25	61



Ericka Russell earned her first SEC Player of the Week award on February 21 after Alabama's wins against Auburn and Mississippi.

MISSISSIPPI STATE AT ALABAMA

Feb. 24, 2011 • 6 p.m. CT • Tuscaloosa, Ala. • Foster Auditorium

VISITORS: Mississippi State 11-16 (3-12 SEC)

##	Player		tot-fg		3-pt		rebounds				pf	tp	a	to	blk	s	min	
	fg	fga	fg	fga	ft	fta	of	de	tot									
25	Ashley Brown	0	1	0	0	0	0	1	0	6	6	3	0	1	5	0	1	26
33	Mary Kathryn Govero	8	13	5	8	0	0	0	3	3	2	21	1	5	0	1	38	
34	Catina Bett	4	4	0	0	0	2	0	1	1	5	8	1	3	0	0	22	
03	Diamber Johnson	7	13	2	6	6	8	0	4	4	2	22	2	3	2	0	38	
04	Porsha Porter	1	3	0	1	3	4	1	3	4	4	5	8	4	0	2	31	
01	Danielle Rector	3	7	2	4	2	2	0	3	3	3	10	1	1	0	1	21	
02	Darriel Gaynor	0	1	0	0	0	0	0	4	4	3	0	0	0	0	1	11	
05	Judith Tabala	0	0	0	0	0	0	0	0	0	0	0	0	0	0	0	1	
11	Katia May	1	1	0	0	0	0	0	0	0	0	2	0	0	0	0	3	
15	Brittany Young	0	0	0	0	0	0	0	0	0	0	0	0	0	0	0	6	
20	Ashley Newsome	0	1	0	0	0	0	0	0	1	1	0	0	1	1	0	3	
TEAM								1	5	6								
Totals		24	44	9	19	11	17	2	30	32	23	68	14	23	3	6	200	

TOTAL FG% 1st Half: 13-26 50.0% 2nd Half: 11-18 61.1% Game: 54.5%
 3-Pt. FG% 1st Half: 4-11 36.4% 2nd Half: 5-8 62.5% Game: 47.4%
 F Throw % 1st Half: 4-8 50.0% 2nd Half: 7-9 77.8% Game: 64.7%

HOME TEAM: Alabama 15-13 (4-11 SEC)

##	Player		tot-fg		3-pt		rebounds				pf	tp	a	to	blk	s	min
	fg	fga	fg	fga	ft	fta	of	de	tot								
21	Jenkins, Tierney	7	18	0	0	3	6	7	10	17	3	17	1	4	0	2	31
40	Horn, Kaneisha	3	10	0	1	2	3	4	3	7	1	8	1	5	0	1	33
10	King, LaToya	0	1	0	0	0	0	0	1	1	3	0	2	3	0	1	18
20	Raffington, Varisia	0	2	0	1	0	0	0	0	0	0	1	2	0	0	0	15
23	Russell, Ericka	5	15	3	9	4	6	1	2	3	1	17	1	2	0	3	37
03	Robinson, Jasmine	2	5	0	1	1	2	2	3	5	0	3	1	0	0	0	28
05	Farmer, Celiscia	1	1	0	0	0	0	1	1	2	1	2	1	0	0	0	5
12	Myers, Shafontaye	2	7	1	5	1	2	0	0	0	2	6	2	0	0	1	12
22	Lee, Khristin	0	1	0	0	0	0	1	2	3	3	0	1	1	0	2	10
32	Mitcham, Alicia	0	2	0	0	0	2	2	0	2	0	0	0	0	0	1	11
TEAM								3	1	4							
Totals		20	62	4	17	11	21	19	22	41	17	55	10	21	1	11	200

TOTAL FG% 1st Half: 9-27 33.3% 2nd Half: 11-35 31.4% Game: 32.3%
 3-Pt. FG% 1st Half: 2-7 28.6% 2nd Half: 2-10 20.0% Game: 23.5%
 F Throw % 1st Half: 5-10 50.0% 2nd Half: 6-11 54.5% Game: 52.4%

Attendance: 2114

Score by Periods	1st	2nd	Total
Mississippi State	34	34	68
Alabama	25	30	55

ALABAMA AT ARKANSAS

Feb. 27, 201 • 2 p.m. CT • Fayetteville, Ark. • Walton Arena

VISITORS: Alabama 16-13 (5-11 SEC)

##	Player		tot-fg		3-pt		rebounds				pf	tp	a	to	blk	s	min
	fg	fga	fg	fga	ft	fta	of	de	tot								
21	Jenkins, Tierney	3	9	0	0	0	0	3	8	11	4	6	2	2	3	3	35
40	Horn, Kaneisha	1	3	0	0	0	0	0	0	0	0	4	2	0	0	0	12
10	King, LaToya	4	4	0	0	2	2	1	2	3	2	10	8	3	0	1	22
20	Raffington, Varisia	7	13	0	1	0	0	2	0	2	0	14	3	0	0	2	24
23	Russell, Ericka	8	14	8	11	4	5	0	3	3	3	28	2	2	0	0	36
03	Robinson, Jasmine	2	3	0	0	1	3	0	4	4	2	5	4	4	0	1	20
05	Farmer, Celiscia	1	1	0	0	0	0	0	2	2	0	1	1	1	0	6	
12	Myers, Shafontaye	2	2	1	1	8	9	0	0	0	1	13	1	0	0	1	10
22	Lee, Khristin	1	1	0	0	0	0	1	1	2	0	2	0	2	0	1	9
32	Mitcham, Alicia	5	11	0	0	0	0	0	3	3	3	10	2	4	0	2	26
TEAM								1	1	2							
Totals		34	61	9	13	15	19	8	24	32	19	92	23	18	4	11	200

TOTAL FG% 1st Half: 20-36 55.6% 2nd Half: 14-25 56.0% Game: 55.7%
 3-Pt. FG% 1st Half: 7-11 63.6% 2nd Half: 2-2 100% Game: 69.2%
 F Throw % 1st Half: 2-2 100% 2nd Half: 13-17 76.5% Game: 78.9%

HOME TEAM: Arkansas 18-10 (6-10 SEC)

##	Player		tot-fg		3-pt		rebounds				pf	tp	a	to	blk	s	min
	fg	fga	fg	fga	ft	fta	of	de	tot								
03	TOWNSEND, Jamesha	1	1	0	0	1	2	0	1	1	0	3	1	2	0	0	13
12	DANIELS, Ashley	5	6	0	0	4	4	4	5	9	3	14	5	2	1	1	38
04	WATKINS, Sarah	6	12	0	3	0	1	1	4	5	1	12	1	2	3	1	36
22	RICKETTS, C'eira	10	22	3	4	5	7	2	2	4	3	28	7	3	1	4	38
33	HARRIS, Lyndsya	3	8	3	7	2	2	0	4	4	5	11	0	3	0	0	28
10	WALTER, Chrisstasia	3	9	2	5	2	4	0	3	3	4	10	1	4	0	5	26
44	WILLIAMS, Quistelle	0	1	0	0	0	0	1	0	1	0	0	0	1	0	0	4
45	DELGADO, Yashira	0	4	0	2	1	2	1	1	2	2	1	2	2	0	2	17
TEAM								3	1	4							
Totals		28	63	8	21	15	22	12	21	33	18	79	17	19	5	13	200

TOTAL FG% 1st Half: 13-25 52.0% 2nd Half: 15-38 39.5% Game: 44.4%
 3-Pt. FG% 1st Half: 3-8 37.5% 2nd Half: 5-13 38.5% Game: 38.1%
 F Throw % 1st Half: 3-4 75.0% 2nd Half: 12-18 66.7% Game: 68.2%

Attendance: 3122

Score by Periods	1st	2nd	Total
Alabama	49	43	92
Arkansas	32	47	79

ALABAMA VS. LSU

March 3, 2011 • 2:30 p.m. CT • Nashville, Tenn. • Bridgestone Arena

VISITORS: Alabama 16-14

##	Player	tot-fg		3-pt		rebounds							min				
		fg	fga	fg	fga	ft	fta	of	de	tot	pf	tp		a	to	blk	s
21	Jenkins, Tierney	3	12	0	0	1	2	0	6	6	3	7	0	1	0	0	34
40	Horn, Kaneisha	2	10	0	0	0	1	5	6	4	4	0	1	1	3	24	
10	King, LaToya	0	4	0	0	0	0	1	1	1	0	1	2	0	0	21	
20	Raffington, Varisia	1	3	1	1	0	0	1	1	0	3	0	0	1	0	13	
23	Russell, Ericka	3	10	1	4	2	3	1	4	5	3	9	0	0	2	37	
03	Robinson, Jasmine	2	8	1	3	0	0	0	1	1	2	5	3	5	0	30	
05	Farmer, Celiscia	0	0	0	0	0	0	0	1	1	0	0	2	0	0	1	
12	Myers, Shafontaye	2	7	2	7	0	0	0	1	1	6	0	2	0	0	14	
22	Lee, Khristin	0	0	0	0	0	0	0	1	1	0	0	1	0	0	5	
32	Mitcham, Alicia	1	4	0	0	0	0	1	1	2	2	2	0	0	0	21	
TEAM						3 1 4											
Totals		14	58	5	15	3	5	6	23	29	18	36	4	16	2	5	200

TOTAL FG% 1st Half: 4-25 16.0% 2nd Half: 10-33 30.3% Game: 24.1%
 3-Pt. FG% 1st Half: 1-4 25.0% 2nd Half: 4-11 36.4% Game: 33.3%
 F Throw % 1st Half: 0-0 0.0% 2nd Half: 3-5 60.0% Game: 60.0%

HOME TEAM: LSU 19-12

##	Player	tot-fg		3-pt		rebounds							min				
		fg	fga	fg	fga	ft	fta	of	de	tot	pf	tp		a	to	blk	s
35	TURNBOW, Taylor	1	4	0	0	1	2	1	11	12	0	3	0	2	2	0	31
55	BARRETT, LaSondra	6	14	1	3	1	1	1	3	4	1	14	1	3	2	0	26
01	GRAHAM, Katherine	4	6	0	1	0	0	0	7	7	3	8	1	1	1	2	28
03	EASON, Latear	1	3	0	1	0	0	0	0	0	2	2	2	3	0	0	20
10	WEBB, Adrienne	5	11	1	2	4	0	2	2	3	13	1	1	0	1	30	
02	NELSON, Jasmine	1	2	0	0	0	0	2	2	0	2	1	0	0	0	3	
05	KENNEY, Jeanne	0	2	0	1	0	0	0	2	2	0	0	0	3	0	0	17
15	LUTLEY, Bianca	2	2	0	0	3	5	0	0	0	7	0	0	0	0	0	6
20	HUGHES, Destini	2	2	0	0	2	2	0	2	1	6	0	3	0	1	18	
22	JONES, Courtney	1	2	0	0	0	1	0	5	5	2	2	1	1	0	0	14
23	McKINNEY, Shanece	1	1	0	0	0	0	0	0	0	0	2	0	0	0	1	
24	PLAISANCE, Theresa	0	0	0	0	0	0	0	0	0	0	1	0	0	0	1	
25	BLACK, Swayze	0	0	0	0	1	2	0	1	1	0	1	0	0	0	0	5
TEAM						1 4 5											
Totals		24	49	2	8	10	17	3	39	42	12	60	8	17	5	4	200

TOTAL FG% 1st Half: 12-28 42.9% 2nd Half: 12-21 57.1% Game: 49.0%
 3-Pt. FG% 1st Half: 1-4 25.0% 2nd Half: 1-4 25.0% Game: 25.0%
 F Throw % 1st Half: 1-2 50.0% 2nd Half: 9-15 60.0% Game: 58.8%

Attendance: 3519

Score by Periods	1st	2nd	Total
Alabama	9	27	36
LSU 26	34	60	

ALABAMA AT MEMPHIS

March 17, 2011 • 7 p.m. CT • Memphis, Tenn. • Elma Roane Fieldhouse

VISITORS: Alabama 17-14

##	Player	tot-fg		3-pt		rebounds							min				
		fg	fga	fg	fga	ft	fta	of	de	tot	pf	tp		a	to	blk	s
21	Jenkins, Tierney	8	14	0	0	5	6	4	3	7	2	21	3	2	1	2	33
40	Horn, Kaneisha	1	7	0	0	6	6	1	6	7	4	8	2	2	1	0	19
10	King, LaToya	6	11	0	1	2	3	1	3	4	0	14	6	3	0	3	27
20	Raffington, Varisia	2	3	2	3	0	0	0	3	3	1	6	1	0	0	0	19
23	Russell, Ericka	7	11	3	6	3	4	1	3	4	2	20	2	2	0	0	32
03	Robinson, Jasmine	0	9	0	3	3	6	1	1	2	2	3	0	2	0	1	31
05	Farmer, Celiscia	0	1	0	0	0	0	1	1	2	0	0	0	1	0	0	7
12	Myers, Shafontaye	1	2	0	1	0	2	0	0	0	1	2	0	1	0	0	8
22	Lee, Khristin	0	1	0	0	0	0	1	1	2	0	0	0	2	0	0	5
32	Mitcham, Alicia	3	8	0	0	0	0	3	1	4	2	6	0	0	0	1	19
TEAM						6 1 7											
Totals		28	67	5	14	19	27	19	23	42	14	80	14	15	2	7	200

TOTAL FG% 1st Half: 15-33 45.5% 2nd Half: 13-34 38.2% Game: 41.8%
 3-Pt. FG% 1st Half: 3-7 42.9% 2nd Half: 2-7 28.6% Game: 35.7%
 F Throw % 1st Half: 5-8 62.5% 2nd Half: 14-19 73.7% Game: 70.4%

HOME TEAM: Memphis 22-13

##	Player	tot-fg		3-pt		rebounds							min				
		fg	fga	fg	fga	ft	fta	of	de	tot	pf	tp		a	to	blk	s
03	LEE, Jasmine	4	7	0	0	0	0	0	4	4	3	8	2	4	0	1	18
35	DICKSON, Nicole	6	11	0	2	1	2	4	1	5	4	13	2	3	0	0	27
04	JACKSON, Mary	1	1	0	0	0	0	0	0	0	3	2	0	2	0	0	11
11	WINCHELL, Alex	2	8	2	7	0	0	0	3	3	2	6	7	4	0	1	38
32	LONLACK, Ramses	6	11	1	2	3	4	4	6	10	1	16	2	4	0	5	38
10	ABDUL-QAADIR, Bilqis	1	3	0	1	0	0	0	0	0	2	0	1	0	0	8	
15	ELLIS, Savannah	0	0	0	0	0	0	1	3	4	0	0	0	0	0	0	11
20	MUMPHREY, Taylor	1	2	0	0	0	0	1	1	2	3	2	0	1	1	0	15
25	CARTER, Brittany	6	18	3	9	3	7	1	1	2	3	18	2	2	1	1	24
45	LUELLEN-HIGGINS, Sta	1	2	0	0	0	0	2	3	1	4	1	1	1	3	0	10
TEAM						2 3 5											
Totals		28	63	6	21	7	15	16	23	39	20	69	16	22	5	8	200

TOTAL FG% 1st Half: 11-30 36.7% 2nd Half: 17-33 51.5% Game: 44.4%
 3-Pt. FG% 1st Half: 2-10 20.0% 2nd Half: 4-11 36.4% Game: 28.6%
 F Throw % 1st Half: 3-8 37.5% 2nd Half: 4-7 57.1% Game: 46.7%

Attendance: 960

Score by Periods	1st	2nd	Total
Alabama	38	42	80
Memphis	27	42	69

ALABAMA AT NORTHWESTERN

March 20, 2011 • 2 p.m. CT • Evanston, Ill. • Welsh-Ryan Arena

VISITORS: Alabama 18-14

##	Player	tot-fg		3-pt		rebounds							min				
		fg	fga	fg	fga	ft	fta	of	de	tot	pf	tp		a	to	blk	s
40	Horn, Kaneisha	3	14	0	1	2	4	5	3	8	3	8	2	1	0	1	33
10	King, LaToya	3	5	0	1	0	0	0	0	1	6	7	5	0	3	33	
20	Raffington, Varisia	5	11	2	4	0	0	1	1	2	3	12	1	2	0	3	19
23	Russell, Ericka	6	7	4	5	0	0	1	3	4	2	16	2	0	0	3	32
45	Jenkins, Tierney	8	13	0	0	2	3	7	5	12	4	18	3	5	1	6	29
12	Myers, Shafontaye	1	2	0	1	0	0	0	0	0	2	2	0	0	0	0	3
22	Lee, Khristin	0	0	0	0	0	0	0	0	0	0	0	0	0	0	4	
3	Robinson, Jasmine	1	8	0	4	1	2	1	2	3	3	3	1	2	0	2	29
32	Mitcham, Alicia	2	4	0	0	1	2	1	1	2	2	5	1	1	0	1	17
5	Farmer, Celiscia	1	1	0	0	0	0	0	0	0	0	2	0	0	0	0	1
TEAM						1 1											
Totals		30	65	6	16	6	11	17	15	32	20	72	18	17	1	19	200

TOTAL FG% 1st Half: 16-31 51.6% 2nd Half: 14-34 41.2% Game: 46.2%
 3-Pt. FG% 1st Half: 3-9 33.3% 2nd Half: 3-7 42.9% Game: 37.5%
 F Throw % 1st Half: 3-4 75.0% 2nd Half: 3-7 42.9% Game: 54.5%

HOME TEAM: Northwestern 19-14

##	Player	tot-fg		3-pt		rebounds							min				
		fg	fga	fg	fga	ft	fta	of	de	tot	pf	tp		a	to	blk	s
25	Orban, Brittany	1	1	0	0	1	2	0	0	0	0	3	2	3	0	0	15
4	Hackney, Kendall	4	9	0	1	2	2	3	2	5	3	10	3	3	0	2	30
22	Jaeschke, Amy	9	16	0	1	1	2	1	5	6	1	19	0	3	4	1	37
20	Reed, Meshia	3	8	0	1	3	5	1	6	7	0	9	3	1	0	0	28
3	Marshall, Beth	5	9	4	6	6	6	0	0	0	20	3	4	0	2	36	
12	Mocchi, Allison	2	2	1	1	0	0	1									

**YEAR-BY-YEAR TEAM STATISTICS**

SEASON	G	FG-FGA	FG%	3FG-FGA	3FG%	FT-FTA	FT%	R	AVG	PF-FO	A	TO	BS	S	PTS	AVG
1974-75	25	722-2066	.349	0-0	.000	294-521	.564	941	37.6	606-0	0	0	0	0	1,738	69.5
1975-76	22	664-1530	.434	0-0	.000	261-499	.523	920	41.8	402-0	375	547	0	265	1,589	72.2
1976-77	28	881-2145	.411	0-0	.000	347-581	.597	1245	44.5	664-0	332	638	0	254	2,109	75.3
1977-78	31	931-2145	.434	0-0	.000	343-569	.603	1328	42.8	605-0	424	792	0	0	2,205	71.1
1978-79	26	752-1684	.447	0-0	.000	468-681	.687	1098	42.2	531-0	166	458	48	170	1,972	75.8
1979-80	27	760-1767	.430	0-0	.000	426-599	.711	1045	38.7	572-0	365	517	89	223	1,946	72.1
1980-81	33	1031-2330	.442	0-0	.000	427-634	.674	1300	39.4	563-20	636	555	107	305	2,489	75.4
1981-82	28	829-1799	.461	0-0	.000	305-485	.629	1111	39.7	431-8	428	451	62	215	1,963	70.1
1982-83	29	818-1896	.431	0-0	.000	401-628	.639	1198	41.3	537-0	351	471	76	233	2,037	70.2
1983-84	32	1056-2208	.478	0-0	.000	342-537	.637	1371	42.8	649-0	521	555	98	348	2,454	76.7
1984-85	28	880-1826	.482	0-0	.000	386-595	.649	1144	40.9	530-17	420	578	68	305	2,146	76.6
1985-86	29	914-1874	.488	0-0	.000	417-596	.700	1101	38.0	515-14	495	497	46	270	2,245	77.4
1986-87	29	897-1903	.471	0-0	.000	462-744	.621	1168	40.3	621-17	437	532	53	337	2,256	77.8
1987-88	28	849-1828	.464	40-141	.284	411-651	.631	1129	40.3	597-16	434	614	61	344	2,149	76.8
1988-89	29	836-1875	.446	38-117	.325	417-629	.663	1316	45.4	612-14	391	618	47	226	2,127	73.3
1989-90	28	711-1858	.383	104-324	.321	393-606	.649	1276	45.6	516-15	516	307	58	80	1,919	68.5
1990-91	29	761-1755	.434	97-281	.345	550-803	.685	1224	42.2	561-15	450	580	60	276	2,169	74.8
1991-92	30	942-2235	.421	248-765	.324	505-724	.698	1399	46.6	666-13	500	573	51	406	2,637	87.9
1992-93	31	970-2232	.435	237-696	.341	511-736	.694	1393	44.9	645-11	546	590	92	411	2,688	86.7
1993-94	33	1032-2343	.440	223-691	.323	553-831	.665	1622	49.2	717-19	597	598	135	356	2,840	86.1
1994-95	31	934-2228	.419	226-688	.328	500-705	.709	1471	47.5	575-15	518	522	103	285	2,594	83.7
1995-96	32	922-2103	.438	179-524	.342	478-757	.631	1422	44.4	558-7	508	477	100	305	2,501	78.2
1996-97	32	890-2137	.416	175-580	.302	555-824	.674	1551	48.5	587-10	484	511	121	318	2,510	78.4
1997-98	34	948-2100	.451	198-552	.359	503-752	.669	1415	41.6	618-11	560	542	144	257	2,597	76.4
1998-99	31	837-1916	.437	164-489	.335	565-821	.688	1350	43.5	627-7	442	586	122	265	2,403	77.5
1999-00	29	720-1711	.421	122-417	.293	404-637	.634	1196	41.2	550-13	346	560	111	227	1,966	67.8
2000-01	31	698-1673	.417	148-448	.330	446-678	.658	1155	37.3	610-23	409	590	102	188	1,990	64.2
2001-02	31	809-1750	.462	191-476	.401	475-702	.677	1196	38.6	620-17	381	591	71	228	2,284	73.7
2002-03	28	644-1642	.392	179-536	.334	298-437	.682	1095	39.1	525-12	322	468	88	145	1,765	63.0
2003-04	28	683-1688	.405	169-529	.320	323-496	.651	1150	41.1	500-9	312	468	82	184	1,858	66.4
2004-05	29	676-1754	.385	156-470	.332	432-651	.664	1189	41.0	590-15	300	499	114	206	1,940	66.9
2005-06	28	599-1465	.409	94-323	.291	404-643	.628	1114	39.8	508-9	304	628	95	211	1,696	60.6
2006-07	30	668-1651	.405	151-488	.309	317-468	.677	1142	38.1	594-9	371	736	65	313	1,804	60.1
2007-08	30	620-1588	.390	98-342	.287	308-496	.621	1141	38.0	566-13	341	778	115	265	1,646	54.9
2008-09	30	714-1899	.376	149-566	.263	327-494	.662	1228	40.9	546-9	400	529	105	207	1,904	63.5
2009-10	30	738-1862	.396	128-438	.292	317-516	.614	1214	40.5	614-18	388	572	87	227	1,921	64.0
2010-11	33	795-2108	.377	137-465	.295	452-709	.638	1278	38.7	667-17	375	551	95	353	2,179	66.0



TEAM SCORING RECORDS

MOST POINTS IN A SEASON

Season	G	Avg	Points
1. 1993-94	33	86.1	2,840
2. 1992-93	31	86.7	2,688
3. 1991-92	30	87.9	2,637
4. 1997-98	34	76.4	2,597
5. 1994-95	31	78.2	2,594
6. 1996-97	32	78.4	2,510
7. 1995-96	32	78.2	2,501
8. 1980-81	33	75.4	2,489
9. 1983-84	32	76.7	2,454
10. 1998-99	31	77.5	2,403

MOST POINTS IN A GAME

Date/Opponent	Points
Feb. 25, 1993 vs. Oral Roberts	122-52
March 18, 1995 vs. Duke	121-120 (4OT)
Dec. 29, 1994 vs. UNC-Asheville	119-46
Jan. 12, 1994 vs. Troy	119-43
Jan. 29, 1991 vs. Louisiana-Monroe	118-86
Dec. 18, 1992 vs. Grambling State	117-51
Jan. 13, 1992 vs. Appalachian State	114-90
Dec. 15, 1992 vs. Austin Peay	111-79
Feb. 24, 1992 vs. Mississippi Valley State	110-51
Dec. 29, 1993 vs. East Carolina	107-53
Feb. 3, 1993 vs. Loyola-Chicago	107-64
Nov. 29, 1988 vs. Tennessee State	107-43

MISCELLANEOUS SCORING RECORDS

MOST POINTS SCORED

Half	68 vs. Mississippi Valley State, second half, (Feb. 24, 1992)
Game - Regulation	122 vs. Oral Roberts (Feb. 25, 1993)
Game - Overtime	121 vs. Duke - Four OTs (March 18, 1995)
By Opponent - Regulation	110 by Tennessee (Jan. 6, 2011)
	Mississippi State (Jan. 15, 1977)
By Opponent - Overtime	120 by Duke - Four OTs (March 18, 1995)
Combined - Regulation	204 (118-86) vs. Louisiana Monroe (Nov. 29, 1991)
	(103-101) vs. Florida (Jan. 4, 1992)
	(114-90) vs. Appalachian State (Jan. 13, 1992)
Combined - Overtime	241 (121-120) vs. Duke - Four OTs (March 18, 1995)
Home	122 vs. Oral Roberts (Feb. 25, 1993)
Away	119 vs. Troy (Jan. 12, 1994)
Season	2,840 in 33 games (1993-94)
Largest Margin of Victory	70 (122-52) vs. Oral Roberts (Feb. 25, 1993)
Highest Scoring Average in a Season	87.9 over 30 games (1991-92)

FEWEST POINTS SCORED

Game	34 vs. South Carolina (Feb. 9, 2003)
	vs. LSU (Jan. 11, 2009)
By Opponent	21 vs. Georgia State (Dec. 21, 1990)
Combined	82 (48-34) vs. South Carolina (Feb. 9, 2003)
Home	34 vs. South Carolina (Feb. 9, 2003)
Away	34 vs. LSU (Jan. 11, 2009)
Season	1,589 in 22 games (1975-76)
Worst Loss	65 (110-45) at Tennessee (Jan. 6, 2011)
Lowest Scoring Average in a Season	54.9 over 30 games (2007-08)

LARGEST MARGINS OF VICTORY

ALL OPPONENTS

Date	Opponent	Score	Margin
Jan. 12, 1994	at Troy	119-43	+76
Dec. 29, 1994	vs. UNC-Asheville	119-46	+73
Feb. 25, 1993	Oral Roberts	122-52	+70
Dec. 3, 1993	Coppin State	98-31	+67
Dec. 18, 1992	Grambling State	117-51	+66
Dec. 29, 1983	at Queens College	113-47	+66
Nov. 30, 1990	Tuskegee	106-41	+65
Nov. 29, 1988	Tennessee State	107-43	+64
Jan. 31, 1996	Alabama State	105-42	+63
Dec. 2, 1997	Samford	104-43	+61
Jan. 17, 1976	Tuskegee	101-40	+61
Dec. 27, 1983	vs. Xavier	102-42	+60

SEC OPPONENTS

Date	Opponent	Score	Margin
Feb. 9, 1997	South Carolina	87-38	+49
Feb. 21, 1999	Vanderbilt	102-59	+43
Feb. 6, 1997	Arkansas	102-61	+41
Jan. 13, 1996	Mississippi State	97-64	+33
Jan. 31, 1995	at LSU	90-60	+30



INDIVIDUAL SCORING RECORDS

CAREER LEADERS

POINTS

Name	Seasons	G	Avg	Pts
1. Dominique Canty	1996-99	127	18.1	2,294
2. Niesa Johnson	1992-95	125	17.1	2,134
3. Carol Smith	1982-86	116	17.3	2,018
4. Yolanda Watkins	1993-97	125	14.2	1,778
5. Terri Hillard	1980-1984	122	13.4	1,606
6. Tierney Jenkins	2008-11	122	12.6	1,535
7. Betsy Harris	1990-94	123	12.3	1,519
8. Shondra Johnson	1998-02	115	12.1	1,411
9. Shalonda Enis	1995-97	64	20.5	1,309
10. Leslie Payne	1977-81	108	12.4	1,299

SCORING AVERAGE (min. 50 games)

Name	Seasons	G	Pts	Avg
1. Shalonda Enis	1995-97	64	1,309	20.5
2. Cassandra Crumpton	1982-84	59	1,073	18.2
3. Dominique Canty	1995-99	127	2,294	18.1
Linda Burgess	1990-92	59	1,069	18.1
5. Carol Smith	1982-86	116	2,018	17.3
6. Niesa Johnson	1992-95	125	2,134	17.1
7. Yolanda Watkins	1993-97	125	1,778	14.2
8. Terri Hillard	1980-84	122	1,606	13.4
9. Tierney Jenkins	2008-11	122	1,535	12.6
Tracey Rutledge	1985-88	85	1,069	12.6

SINGLE SEASON LEADERS

Points

Name	Season	G	Avg	Pts
1. Shalonda Enis	1995-96	32	23.9	766
2. Dominique Canty	1997-98	34	21.5	732
3. Niesa Johnson	1994-95	31	21.1	653
4. Dominique Canty	1998-99	31	19.7	612
5. Linda Burgess	1991-92	30	20.3	610
6. Terri Hillard	1981-82	28	20.3	569
7. Carol Smith	1985-86	29	19.4	564
8. Cassandra Crumpton	1983-84	32	17.5	559
9. Shalonda Enis	1996-97	32	17.0	543
10. Cassandra Crumpton	1982-83	29	18.3	532

SCORING AVERAGE

Name	Season	G	Pts	Avg
1. Shalonda Enis	1995-96	32	766	23.9
2. Dominique Canty	1997-98	34	732	21.5
3. Niesa Johnson	1994-95	31	653	21.1
4. Linda Burgess	1991-92	30	610	20.3
Terri Hillard	1981-82	28	569	20.3
6. Dominique Canty	1998-99	31	612	19.7
7. Julie Ellis	1974-75	25	490	19.6
8. Carol Smith	1985-86	29	561	19.4
9. Cassandra Crumpton	1982-83	29	532	18.3
10. Cassandra Crumpton	1983-84	32	559	17.5

GAME LEADERS

Points

Name	Date/Opponent	Points
1. Amy Lannom	Jan. 4, 1992 vs. Florida	38
2. Linda Burgess	Dec. 2, 1991 vs. Loyola-Chicago	37
3. Shalonda Enis	Nov. 29, 1995 vs. ETSU	35
4. Linda Burgess	Jan. 7, 1991 vs. UAB	34
Cassandra Crumpton	Jan. 22, 1983 vs. LSU	34
Shalonda Enis	Dec. 17, 1995 vs. Georgia	34
7. Varisia Raffington	Nov. 28, 2009 vs. CSU Bakersfield	33
LaToya Thomas	Feb. 7, 2002 vs. Miss. State	33
Dominique Canty	Jan. 31, 1999 vs. Tennessee	33
Shalonda Enis	Jan. 28, 1996 vs. Tennessee	33
Yolanda Watkins	March 18, 1995 vs. Duke	33
Niesa Johnson	Jan. 3, 1995 vs. ETSU	33
Carol Smith	Nov. 22, 1985 vs. Tenn. State	33
Terri Hillard	Jan. 6, 1982 vs. Miss. State	33

YEAR-BY-YEAR SCORING

Year	Name	Class.	Pos.	Games	Points	Avg.
1974-75	Julie Ellis	Jr.	F	25	490	19.6
1975-76	Julie Ellis	Sr.	F	22	332	15.1
1976-77	Ledeane Hutton	Fr.	G	27	300	11.1
1977-78	Sandra Murray	Soph.	C/F	31	437	14.1
1978-79	Anne Cale	Soph.	C	24	344	14.3
1979-80	Glenda Boss	Jr.	F	20	268	13.4
1980-81	Leslie Payne	Sr.	C	33	410	12.4
1981-82	Terri Hillard	Soph.	G/F	28	569	20.3
1982-83	Cassandra Crumpton	Jr.	F	29	532	18.3
1983-84	Cassandra Crumpton	Sr.	F	32	559	17.5
1984-85	Carol Smith	Jr.	C	28	491	17.5
1985-86	Carol Smith	Sr.	C	29	564	19.5
1986-87	Cynthia McDougle	Jr.	F	29	467	16.1
1987-88	Tracey Rutledge	Jr.	G	28	407	14.5
1988-89	Laura Heard	Jr.	F	27	324	12.0
1989-90	Laura Heard	Sr.	F	20	246	12.3
1990-91	Linda Burgess	Jr.	F	29	459	15.8
1991-92	Linda Burgess	Sr.	F	30	610	20.3
1992-93	Niesa Johnson	Soph.	G	31	499	16.1
1993-94	Yolanda Watkins	Soph.	F/C	33	496	15.0
	Niesa Johnson	Jr.	G	33	494	15.0
1994-95	Niesa Johnson	Sr.	G	31	685	21.1
1995-96	Shalonda Enis	Jr.	F/C	32	766	23.9
1996-97	Shalonda Enis	Sr.	F/C	32	543	17.0
1997-98	Dominique Canty	Jr.	G	34	732	21.5
1998-99	Dominique Canty	Sr.	G	31	612	19.7
1999-00	Shondra Johnson	Soph.	G	27	344	12.7
2000-01	Shondra Johnson	Jr.	G	27	361	13.4
2001-02	Shondra Johnson	Sr.	G	30	445	14.8
2002-03	Beth Vice	Sr.	G	28	349	12.5
2003-04	Monique Bivens	Jr.	G	28	402	14.4
2004-05	Monique Bivens	Sr.	G	29	350	12.1
2005-06	Navonda Moore	Jr.	G	27	338	12.5
2006-07	Navonda Moore	Sr.	G	29	395	13.6
2007-08	Tierney Jenkins	Fr.	F	30	354	11.8
2008-09	Tierney Jenkins	Soph.	F	30	333	11.1
2009-10	Tierney Jenkins	Jr.	F	29	337	11.6
2010-11	Tierney Jenkins	Sr.	F	33	511	15.5

MOST POINTS IN A SEASON BY CLASS

Freshman:	488 - Niesa Johnson (1991-92)
Sophomore:	571 - Terri Hillard (1981-82)
Junior:	766 - Shalonda Enis (1995-96)
Senior:	653 - Niesa Johnson (1994-95)

MOST POINTS IN A GAME BY CLASS

Freshman:	34 - Linda Burgess vs. UAB (Jan. 7, 1991)
Sophomore:	30 - Ericka Russell vs. Georgia (March 4, 2010)
	30 - Michelle Smith vs. Tenn. State (Nov. 29, 1988)
Junior:	35 - Shalonda Enis vs. ETSU (Nov. 29, 1995)
Senior:	38 - Amy Lannom vs. Florida (Jan. 4, 1992)

FIELD GOAL RECORDS

TEAM RECORDS

FIELD GOALS MADE

Game: 51 vs. Queens College (Dec. 29, 1983)

Season: 1,056 (1983-84)

FIELD GOALS ATTEMPTED

Game: 114 vs. Duke (March 18, 1995)

Season: 2,343 (1993-94)

FIELD GOAL PERCENTAGE

Game: .672 (37-55) vs. UAH (Jan. 9, 1986)

Season: .488, 914-1874 (1985-86)

CAREER LEADERS

FIELD GOALS MADE

Name	Seasons	G	FGA	FGM
1. Dominique Canty	1995-99	127	1,628	828
Carol Smith	1982-86	116	1,498	828
3. Niesa Johnson	1991-95	125	1,775	716
4. Yolanda Watkins	1992-97	125	1,459	688
5. Terri Hillard	1980-84	122	1,442	662
6. Tierney Jenkins	2008-11	122	1,336	592
7. Cynthia McDougle	1984-89	113	1,034	532
8. Laura Vaughn	1987-91	113	1,273	518
9. Leslie Payne	1977-81	108	1,065	517
10. Shalonda Enis	1995-97	64	1,084	498

FIELD GOALS ATTEMPTED

Name	Seasons	G	FGM	FGA
1. Niesa Johnson	1991-95	125	716	1,775
2. Dominique Canty	1995-99	127	828	1,628
3. Carol Smith	1982-86	116	828	1,498
4. Yolanda Watkins	1992-97	125	688	1,459
5. Terri Hillard	1980-84	122	662	1,442
6. Tierney Jenkins	2008-11	122	592	1,336
7. Laura Vaughn	1987-91	113	518	1,273
8. Betsy Harris	1990-94	123	494	1,243
9. Shalonda Enis	1995-97	64	498	1,084
10. Monique Bivens	2001-05	116	415	1,075

FIELD GOAL PERCENTAGE (MIN. 300 ATT.)

Name	Seasons	FGM	FGA	Pct
1. DeeDee Davis	1983-87	283	509	.556
2. Carol Smith	1982-86	828	1,498	.553
3. Linda Burgess	1990-92	438	802	.546
4. Laura Heard	1986-90	402	750	.536
5. Stacey Franklin	1988-92	200	374	.535
6. Gwen Hackett	1975-77	203	385	.527
7. LaNisha Cartwell	1998-02	419	810	.517
8. Justina Smith	1983-84	166	322	.516
9. Cynthia McDougle	1984-89	532	1034	.515
10. Dominique Canty	1995-99	828	1628	.509

SINGLE-SEASON LEADERS

FIELD GOALS MADE

Name	Season	G	FGA	FGM
1. Shalonda Enis	1995-96	32	629	296
2. Dominique Canty	1997-98	34	506	262
3. Cassandra Crumpton	1983-84	32	515	256
4. Linda Burgess	1991-92	30	445	252
5. Terri Hillard	1981-82	28	467	237
6. Carol Smith	1985-86	29	414	231
7. Cassandra Crumpton	1982-83	29	510	227
8. Julie Ellis	1974-75	25	502	217
Carol Smith	1983-84	30	393	217
10. Niesa Johnson	1994-95	31	497	216

FIELD GOALS ATTEMPTED

Name	Season	G	FGM	FGA
1. Shalonda Enis	1995-96	32	296	629
2. Cassandra Crumpton	1983-84	32	256	515
3. Sandra Murray	1977-78	31	191	507
4. Dominique Canty	1997-98	34	262	506
5. Julie Ellis	1974-75	25	217	502
6. Niesa Johnson	1994-95	31	216	497
7. Cassandra Crumpton	1982-83	29	227	488
8. Tierney Jenkins	2010-11	33	200	476
9. Terri Hillard	1981-82	28	237	467
10. Niesa Johnson	1991-92	30	165	465

FIELD GOAL PERCENTAGE (MIN. 100 ATT.)

Name	Season	FGM	FGA	Pct
1. Cynthia McDougle	1984-85	106	186	.566
2. Michelle Smith	1988-89	101	173	.584
3. DeeDee Davis	1983-84	105	182	.577
4. DeeDee Davis	1986-87	80	139	.576
5. Stacey Franklin	1991-92	62	108	.574
6. Laura Heard	1987-88	121	212	.571
7. Stacey Franklin	1988-89	66	116	.569
8. Courtney Strauthers	2007-08	71	125	.568
Linda Burgess	1991-92	252	444	.568
Michelle Smith	1987-88	84	148	.568

SINGLE-GAME LEADERS

FIELD GOALS MADE

Name	Date/Opponent	FGM
1. Cassandra Crumpton	Jan. 22, 1983 vs. LSU	16
Linda Burgess	Dec. 2, 1991 vs. Loyola	16
Shalonda Enis	Nov. 29, 1995 vs. ETSU	16
4. Dominique Canty	Jan. 31, 1999 vs. Tennessee	15
5. Varisia Raffington	Nov. 28, 2009 vs. CSU Bakersfield	14
Carol Smith	Nov. 22, 1985 vs. Tennessee	14
Dominique Canty	March 15, 1996 vs. App. State	14
Shalonda Enis	Dec. 2, 1995 vs. Richmond	14
Linda Burgess	March 19, 1992 vs. Tenn. Tech	14
Carol Smith	Nov. 22, 1985 vs. Tenn. State	14
Carol Smith	Jan. 7, 1984 vs. Georgia State	14
Cassandra Crumpton	Dec. 28, 1983 vs. St. John's	14
Carol Smith	Jan. 16, 1983 vs. Notre Dame	14
Terri Hillard	Jan. 25, 1982 vs. UAB	14
Terri Hillard	Jan. 6, 1982 vs. Miss. State	14
Donna Conway	Dec. 12, 1981 vs. Idaho State	14

FIELD GOALS ATTEMPTED

Name	Date/Opponent	FGA
1. Julie Ellis	Jan. 14, 1975 vs. Talladega	31
2. Shalonda Enis	Feb. 19, 1996 vs. Vanderbilt	29
Shalonda Enis	Feb. 17, 1996 vs. Florida	29
4. Niesa Johnson	Feb. 26, 1994 vs. Mississippi	28
Cassandra Crumpton	Jan. 22, 1983 vs. LSU	28
Terri Hillard	Jan. 25, 1982 vs. UAB	28
7. Niesa Johnson	March 18, 1995 vs. Duke	27
Niesa Johnson	Jan. 26, 1992 vs. Tennessee	27
9. Monique Bivens	Feb. 29, 2004 vs. Miss. State	26
Tracey Rutledge	Dec. 31, 1987 vs. N.M. State	26
Cassandra Crumpton	Jan. 1, 1984 vs. Auburn	26
Donna Conway	Dec. 5, 1981 vs. Georgia State	26

FIELD GOAL PERCENTAGE (MIN. 7 ATT.)

Name	Date/Opponent	Pct
1. Laura Heard	Jan. 15, 1988 vs. Ark. St.	1.00 (9-9)
Betsy Harris	Feb. 20, 1993 vs. Arkansas	1.00 (7-7)
Camillia Crenshaw	Jan. 5, 1993 vs. Xavier	1.00 (7-7)
Latrish Jones	Jan. 17, 1999 vs. Miss. St.	1.00 (7-7)
Shondra Johnson	Nov. 17, 2000 vs. Samford	1.00 (7-7)
Sissy Braden	Nov. 30, 1986 vs. Georgia	1.00 (7-7)
7. Jamilah Johns	Jan. 4, 2003 at Houston	.889 (8-9)
8. Beth Vice	Nov. 30, 2002 vs. SFA	.889 (8-9)
9. Jamilah Johns	Dec. 3, 2002 vs. Prov.	.733 (11-15)
10. Natasha Gamble	Dec. 29, 2002 vs. Bucknell	.700 (7-10)

THREE-POINT FIELD GOAL RECORDS

TEAM RECORDS

THREE-POINT FIELD GOALS MADE

Game: 14 vs. MVSU (Jan. 8, 1992),
vs. Loyola (Feb. 3, 1993)
Season: 248 (1991-92)

THREE-POINT FIELD GOALS ATTEMPTED

Game: 39 vs. MVSU (Jan. 8, 1992)
Season: 765 (1991-92)

THREE-POINT FIELD GOAL PERCENTAGE

Game (min. eight made): .600 (12-20) vs. Stephen F.
Austin (Nov. 30, 2002)
Season: .401, 191-476 (2001-02)

INDIVIDUAL RECORDS

CAREER LEADERS

THREE-POINT FIELD GOALS MADE

Name	Seasons	Pct	3FGA	3FG
1. Betsy Harris	1990-94	.373	729	272
2. Beth Vice	1998-03	.376	719	270
3. Niesa Johnson	1991-95	.348	761	265
4. Brittney Ezell	1994-98	.313	642	201
5. Monique Bivens	2001-05	.352	548	193
6. Ericka Russell	2009-	.301	592	178
7. Nicole Carruth	1996-01	.396	399	158
8. Katie Sipe	2001-05	.360	425	153
9. Kate Mastin	2002-07	.356	404	144
10. Madonna Thompson	1991-95	.336	425	143

THREE-POINT FIELD GOALS ATTEMPTED

Name	Seasons	Pct	3FG	3FGA
1. Niesa Johnson	1991-95	.348	265	761
2. Betsy Harris	1990-94	.373	272	729
3. Beth Vice	1998-03	.376	270	719
4. Brittney Ezell	1994-98	.313	201	642
5. Ericka Russell	2009-	.301	178	592
7. Monique Bivens	2001-05	.352	193	548
7. Katie Sipe	2001-05	.360	153	425
Madonna Thompson	1991-95	.336	143	425
9. Amy Lannom	1988-92	.341	141	414
10. Kate Mastin	2002-07	.356	144	404

THREE-POINT FIELD GOAL PERCENTAGE
(MIN. 200 ATTEMPTS)

Name	Seasons	3FG	3FGA	Pct
1. Nicole Carruth	1996-02	158	399	.396
2. Beth Vice	1998-03	270	719	.376
3. Betsy Harris	1990-94	272	729	.373
4. Leah Goss	1993-98	180	489	.368
5. Katie Sipe	2001-05	153	425	.360
6. Kate Mastin	2002-07	144	404	.356
7. Monique Bivens	2001-05	193	548	.352
8. Niesa Johnson	1991-95	265	761	.348
9. Pam Duncan	1994-98	96	279	.344
10. Amy Lannom	1988-92	141	414	.341

SINGLE-SEASON LEADERS

THREE-POINT FIELD GOALS MADE

Name	Season	Pct	3FGA	3FG
1. Betsy Harris	1993-94	.348	264	91
2. Betsy Harris	1992-93	.428	208	89
3. Beth Vice	2001-02	.434	198	86
4. Niesa Johnson	1991-92	.329	231	76
5. Ericka Russell	2010-11	.366	205	75
Niesa Johnson	1994-95	.375	200	75
7. Beth Vice	2002-03	.362	199	72
8. Beth Vice	2000-01	.348	201	70
Brittney Ezell	1997-98	.338	207	70
10. Kate Mastin	2006-07	.363	190	69

THREE-POINT FIELD GOALS ATTEMPTED

Name	Season	Pct	3FG	3FGA
1. Betsy Harris	1993-94	.348	91	264
2. Niesa Johnson	1991-92	.329	76	231
3. Betsy Harris	1992-93	.428	89	208
4. Brittney Ezell	1997-98	.338	70	207
5. Ericka Russell	2010-11	.366	75	205
6. Kaundra Williams	1998-99	.309	63	204
7. Beth Vice	2000-01	.348	70	201
8. Niesa Johnson	1994-95	.375	75	200
9. Beth Vice	2002-03	.362	72	199
10. Beth Vice	2001-02	.348	86	198

THREE-POINT FIELD GOAL PERCENTAGE
(MIN. 100 ATTEMPTS)

Name	Season	3FG	3FGA	Pct
1. Beth Vice	2001-02	86	198	.434
2. Betsy Harris	1992-93	89	208	.428
3. Leah Goss	1995-96	49	121	.405
4. Katie Sipe	2001-02	47	117	.402
5. Betsy Harris	1990-91	43	109	.394
6. Nicole Carruth	1998-99	43	110	.391
7. Nicole Carruth	2000-01	45	116	.388
8. Monique Bivens	2002-03	53	138	.384
9. Leah Goss	1997-98	62	164	.378
10. Niesa Johnson	1994-95	75	200	.375
Kate Mastin	2005-06	42	112	.375

SINGLE GAME LEADERS

THREE-POINT FIELD GOALS MADE

Name	Date/Opponent	3FG
1. Ericka Russell	Feb. 27, 2011 at Arkansas	8
Kate Mastin	Nov. 25, 2006 vs. CS Northridge	8
Beth Vice	Nov. 30, 2002 vs. S. F. Austin	8
Brittney Ezell	Jan. 11, 1998 vs. Arkansas	8
Betsy Harris	Feb. 16, 1994 vs. Auburn	8
Amy Lannom	Jan. 4, 1992 vs. Florida	8
6. Monique Bivens	Dec. 29, 2002 vs. Bucknell	7
Katie Sipe	Feb. 24, 2002 vs. LSU	7
Beth Vice	March 15, 2001 vs. Memphis	7
Nicole Carruth	Feb. 18, 1998 vs. Ga. Southern	7
Betsy Harris	Feb. 16, 1994 vs. Auburn	7

THREE-POINT FIELD GOALS ATTEMPTED

Name	Date/Opponent	3FG
1. Niesa Johnson	March 18, 1995 vs. Duke	18
2. Brittney Ezell	Jan. 11, 1998 vs. Arkansas	17
Betsy Harris	Jan. 16, 1994 vs. Florida	17
4. Kate Mastin	Jan. 5, 2006 vs. Florida	15
Betsy Harris	Jan. 30, 1994 vs. LSU	15
Niesa Johnson	Jan. 13, 1992 vs. App. State	15
Amy Lannom	Jan. 4, 1992 vs. Florida	15
8. Monique Bivens	Feb. 15, 2004 vs. Arkansas	14
Shalonda Enis	Dec. 18, 1995 vs. Oklahoma	14
Betsy Harris	March 5, 1993 vs. LSU	14
Laura Vaughn	Feb. 24, 1990 vs. Tennessee	14
Laura Vaughn	Jan. 9, 1990 vs. Georgia	14

THREE-POINT FIELD GOAL PERCENTAGE
(min. 5 attempts)

Name	Date/Opponent	Pct
1. Brittney Ezell	Dec. 29, 1994 vs. UNC-Ash. 1.00 (5-5)	
Niesa Johnson	Dec. 20, 1991 vs. Houston 1.00 (5-5)	
3. Beth Vice	Nov. 30, 2002 vs. S.F. Austin .889 (8-9)	
4. Nicole Carruth	Feb. 18, 1998 vs. Ga. Southern .875 (7-8)	
5. Katie Sipe	Feb. 29, 2004 vs. Miss. St. .857 (6-7)	
Nicole Carruth	Feb. 27, 1998 vs. S. Carolina .857 (6-7)	
7. Kate Mastin	Nov. 25, 2006 vs. CS North. .800 (8-10)	
Kate Mastin	Dec. 1, 2005 vs. Ala. A&M .800 (4-5)	
9. Ericka Russell	Feb. 27, 2011 at Arkansas .727 (8-11)	
10. Beth Vice	Nov. 26, 2002 vs. BSC .714 (5-7)	

FREE THROW RECORDS

TEAM RECORDS

FREE THROWS MADE

Game: 45 vs. Alabama State (Nov. 27, 1990)

Season: 565 (1998-99)

FREE THROWS ATTEMPTED

Game: 56 vs. Alabama State (Nov. 27, 1990)

Season: 831 (1993-94)

FREE THROW PERCENTAGE

Game: 100.0 (20-20) vs. Clemson (Dec. 19, 1992)

Season: .771, 426-599 (1979-80)

INDIVIDUAL RECORDS

CAREER LEADERS

FREE THROWS MADE

Name	Seasons	Pct	FTA	FT
1. Dominique Canty	1995-99	.718	875	628
2. Shondra Johnson	1999-02	.720	742	534
3. Niesa Johnson	1992-95	.776	562	437
4. Yolanda Watkins	1993-97	.711	530	377
5. Carol Smith	1982-86	.639	556	355
6. Tierney Jenkins	2008-11	.693	502	348
7. Terri Hillard	1980-84	.563	536	302
8. Navonda Moore	2003-07	.715	369	264
9. Shalonda Enis	1990-94	.768	340	261
10. Shalonda Enis	1995-97	.690	364	251
Stacey Franklin	1988-92	.747	336	251

FREE THROWS ATTEMPTED

Name	Seasons	Pct	FT	FTA
1. Dominique Canty	1995-99	.718	628	875
2. Shondra Johnson	1999-02	.720	534	742
3. Niesa Johnson	1991-95	.776	437	562
4. Carol Smith	1982-86	.639	355	556
5. Terri Hillard	1980-84	.563	302	536
6. Yolanda Watkins	1992-97	.711	377	530
7. Tierney Jenkins	2008-11	.693	348	502
8. Navonda Moore	2003-07	.715	264	369
9. Shalonda Enis	1995-97	.690	251	364
10. Brittney Ezell	1994-98	.666	227	341

FREE THROW PERCENTAGE

(MIN. 200 ATTEMPTS)

Name	Seasons	FT	FTA	Pct
1. Sandra Rushing	1982-86	168	209	.804
2. Kate Mastin	2003-07	191	244	.783
3. Niesa Johnson	1991-95	437	562	.778
4. Marverly Nettles	2004-06	174	226	.770
5. Betsy Harris	1990-94	261	340	.768
6. Amy Lannom	1988-92	213	282	.755
7. Kelly Holland	1978-82	153	203	.754
8. Stacey Franklin	1988-92	251	336	.747
9. Tracey Rutledge	1985-88	176	238	.739
10. Leslie Payne	1977-81	252	347	.726

SINGLE-SEASON LEADERS

FREE THROWS MADE

Name	Season	Pct	FTA	FT
1. Dominique Canty	1997-98	.752	270	203
2. Dominique Canty	1998-99	.767	236	181
3. Shondra Johnson	2001-02	.741	243	180
4. Shondra Johnson	2000-01	.717	205	147
5. Niesa Johnson	1994-95	.820	178	146
6. Shalonda Enis	1995-96	.684	212	145
7. Dominique Canty	1996-97	.661	218	144
8. Shondra Johnson	1999-00	.669	169	113
9. Tierney Jenkins	2010-11	.721	154	111
Marverly Nettles	2004-05	.766	145	111

MOST FREE THROWS MADE BY CLASS

Freshman: 109 - Yolanda Watkins (1992-93)

Sophomore: 144 - Dominique Canty (1996-97)

Junior: 203 - Dominique Canty (1997-98)

Senior: 181 - Dominique Canty (1998-99)

FREE THROWS ATTEMPTED

Name	Season	Pct	FT	FTA
1. Dominique Canty	1997-98	.752	203	270
2. Shondra Johnson	2001-02	.741	180	243
3. Dominique Canty	1998-99	.767	181	236
4. Dominique Canty	1996-97	.661	144	218
5. Shalonda Enis	1995-96	.684	145	212
6. Shondra Johnson	2000-01	.717	147	205
7. Niesa Johnson	1994-95	.820	146	178
8. Shondra Johnson	1999-00	.669	113	169
9. Linda Burgess	1991-92	.635	106	167
10. Carol Smith	1985-86	.596	99	166

FREE THROW PERCENTAGE

(MIN. 50 ATTEMPTS)

Name	Season	FT	FTA	Pct
1. Margaret Fisher	1976-77	48	54	.889
2. Kate Mastin	2006-07	61	69	.884
3. Sandra Rushing	1984-85	46	53	.868
4. Cassandra Crumpton	1982-83	78	91	.857
5. Anne Cale	1977-78	49	59	.831
6. Niesa Johnson	1994-95	146	178	.820
Camillia Crenshaw	1993-94	41	50	.820
8. Sandra Rushing	1985-86	76	95	.800
9. Niesa Johnson	1992-93	108	136	.794
10. Donna Conway	1981-82	57	72	.792

BEST FREE THROW PERCENTAGE BY CLASS

Freshman: .831 - Anne Cale (1977-78)

Sophomore: .889 - Margaret Fisher (1976-77)

Junior: .868 - Sandra Rushing (1984-85)

Senior: .884 - Kate Mastin (2006-07)

SINGLE GAME LEADERS

Free Throws Made

Name	Date/Opponent	FT
1. Shondra Johnson	Dec. 2, 2001 vs. Providence	16
2. Shondra Johnson	March 12, 1999 vs. Grambling	14
3. Beth Vice	Jan. 26, 2003 vs. Mississippi	13
Shondra Johnson	Jan. 6, 2002 vs. Kentucky	13
Dominique Canty	Dec. 1, 1999 vs. South Ala.	13
Shalonda Enis	Dec. 30, 1995 vs. W. Kentucky	13
Yolanda Watkins	Feb. 13, 1994 vs. Kentucky	13
Yolanda Watkins	Dec. 5, 1992 vs. La. Tech	13
Stacey Franklin	Feb. 17, 1991 vs. Alabama State	13
10. Tierney Jenkins	Nov. 17, 2010 vs. N.C. State	10

MOST FREE THROWS MADE BY CLASS

Freshman: 14 - Shondra Johnson (March 12, 1999)

Sophomore: 13 - Yolanda Watkins (Feb. 13, 1994)

Junior: 13 - Shalonda Enis (Dec. 30, 1995)

Senior: 16 - Shondra Johnson (Dec. 2, 2001)

FREE THROWS ATTEMPTED

Name	Date/Opponent	FT
1. Shondra Johnson	Dec. 20, 2000 vs. Creighton	19
2. Shondra Johnson	Dec. 2, 2001 vs. Providence	18
Dominique Canty	Dec. 27, 1996 vs. Grambling	18
4. Shondra Johnson	Nov. 24, 2000 vs. Cal	17
Linda Burgess	Dec. 17, 1992 vs. Austin Peay	17
Sandra Murray	Jan. 23, 1978 vs. Jacksonville St.	17
7. Shondra Johnson	Feb. 7, 2002 vs. Mississippi State	16
Shondra Johnson	Feb. 3, 2002 vs. Arkansas	16
Shondra Johnson	Nov. 27, 1999 vs. Drake	16
Shondra Johnson	March 12, 1999 vs. Grambling	16
Dominique Canty	Feb. 1, 1998 vs. Tennessee	16
Yolanda Watkins	Feb. 13, 1994 vs. Kentucky	16

FREE THROW PERCENTAGE

(MIN. 10 ATTEMPTS)

Name	Date/Opponent	Pct
1. Dominique Canty	Dec. 1, 1998 vs. South Ala.	1.00 (13-13)
Yolanda Watkins	Dec. 11, 1993 vs. La. Tech	1.00 (13-13)
Yolanda Watkins	Dec. 5, 1992 vs. La. Tech	1.00 (12-12)
Betsy Harris	Feb. 9, 1991 vs. Florida	1.00 (12-12)
Shondra Johnson	Jan. 27, 2000 vs. Kentucky	1.00 (10-10)
Camillia Crenshaw	Feb. 28, 1994 vs. Troy	1.00 (10-10)
Betsy Harris	Dec. 17, 1991 vs. Austin Peay	1.00 (10-10)
Lisa DePriest	Feb. 10, 1980 vs. LSU	1.00 (10-10)
9. Beth Vice	Jan. 26, 2003 at Miss.	.813 (13-16)
10. Kate Mastin	Feb. 8, 2004 vs. Vanderbilt	.700 (7-10)

BEST FREE THROW PERCENTAGE BY CLASS

Freshman: 1.00 (12-12) - Yolanda Watkins (Dec. 5, 1992)

1.00 (12-12) - Betsy Harris (Feb. 9, 1991)

Sophomore: 1.00 (13-13) - Yolanda Watkins (Dec. 11, 1993)

1.00 (10-10) - Betsy Harris (Dec. 17, 1991)

Junior: 1.00 (10-10) - Lisa DePriest (Feb. 10, 1980)

Senior: 1.00 (13-13) - Dominique Canty (Dec. 1, 1998)

1.00 (10-10) - Shondra Johnson (Jan. 27, 2000)

1.00 (10-10) - Camillia Crenshaw (Feb. 28, 1994)



1,000 POINT CLUB



DOMINIQUE CANTY (5-10 • GUARD/FORWARD • CHICAGO, ILL.) 2,294 POINTS

YEAR	GP-GS	FG-FGA	PCT	3FG-FGA	PCT	FT-FTA	PCT	REB-AVG	A	B	S	PTS-AVG
1995-96	31-20	176-332	.530	0-7	.000	100-151	.662	210-6.8	75	15	55	452-14.6
1996-97	31-29	177-345	.513	0-5	.000	144-218	.661	226-7.3	90	13	52	498-16.1
1997-98	34-33	262-506	.518	5-24	.208	203-270	.752	241-7.1	164	16	43	732-21.5
1998-99	31-31	213-445	.479	5-16	.313	181-236	.767	232-7.5	130	9	70	612-19.8
TOTAL	127-115	828-1628	.509	10-52	.192	628-875	.718	909-7.2	459	54	220	2,294-18.1



NEISA JOHNSON (5-9 • GUARD • CLINTON, MISS.) 2,134 POINTS

YEAR	GP-GS	FG-FGA	PCT	3FG-FGA	PCT	FT-FTA	PCT	REB-AVG	A	B	S	PTS-AVG
1991-92	30-29	165-464	.356	76-231	.329	82-111	.739	212-7.1	151	6	86	488-16.3
1992-93	31-31	165-395	.418	61-173	.353	108-136	.794	167-5.4	226	13	95	499-16.1
1993-94	33-33	170-419	.406	53-160	.331	101-137	.737	181-5.5	237	15	93	494-15.0
1994-95	31-31	216-497	.435	75-200	.375	146-178	.820	185-6.0	186	13	76	653-21.1
TOTAL	125-124	716-1775	.403	265-764	.347	437-562	.778	745-6.0	800	47	350	2,134-17.1



CAROL SMITH (6-2 • CENTER • MILAN, TENN.) 2,018 POINTS

YEAR	GP-GS	FG-FGA	PCT	3FG-FGA	PCT	FT-FTA	PCT	REB-AVG	A	B	S	PTS-AVG
1982-83	29-NA	191-349	.547	--	--	89-156	.571	267-9.2	23	33	39	471-16.2
1983-84	30-NA	217-393	.552	--	--	68-93	.731	222-7.4	33	14	53	502-16.7
1984-85	28-26	189-342	.553	--	--	103-161	.640	283-10.1	29	17	44	481-17.2
1985-86	29-28	231-414	.558	--	--	102-166	.614	304-10.5	29	18	43	564-19.4
TOTAL	114-NA	828-1498	.553	--	--	362-576	.628	1076-9.3	114	82	179	2,018-17.4



YOLANDA WATKINS (6-2 • FORWARD/CENTER • DECATUR, ALA.) 1,778 POINTS

YEAR	GP-GS	FG-FGA	PCT	3FG-FGA	PCT	FT-FTA	PCT	REB-AVG	A	B	S	PTS-AVG
1992-93	31-24	174-400	.435	1-18	.056	109-147	.741	270-8.7	17	40	44	458-14.8
1993-94	33-32	194-362	.536	1-3	.333	107-164	.652	322-9.8	27	68	48	496-15.0
1994-95	30-28	190-390	.487	14-27	.519	85-121	.702	277-9.2	21	40	28	479-16.0
1996-97	31-29	130-307	.423	9-40	.225	76-98	.776	227-7.3	22	39	23	345-11.1
TOTAL	125-113	688-1459	.472	25-88	.284	377-530	.711	1096-8.8	87	187	143	1,778-14.2



TERRI HILLARD (5-10 • FORWARD • MEMPHIS, TENN.) 1,630 POINTS

YEAR	GP-GS	FG-FGA	PCT	3FG-FGA	PCT	FT-FTA	PCT	REB-AVG	A	B	S	PTS-AVG
1980-81	33-5	150-330	.455	--	--	75-135	.556	187-5.7	35	29	42	375-11.4
1981-82	28-28	237-466	.509	--	--	95-165	.576	232-8.3	32	27	43	569-20.4
1982-83	29-29	171-394	.434	--	--	88-159	.553	260-9.0	47	21	30	430-15.0
1983-84	32-32	104-252	.413	--	--	48-86	.558	157-4.9	144	14	58	256-8.0
TOTAL	120-94	662-1442	.459	--	--	306-545	.561	836-6.9	258	91	173	1,630-13.4

1,000 POINT CLUB



TIERNEY JENKINS (6-0 • FORWARD • MT. JULIET, TENN.) 1,535 POINTS

YEAR	GP-GS	FG-FGA	PCT	3FG-FGA	PCT	FT-FTA	PCT	REB-AVG	A	B	S	PTS-AVG
2007-08	30-26	140-310	.452	1-5	.200	73-110	.664	200-6.7	15	20	53	354-11.8
2008-09	30-9	124-284	.437	2-7	.286	83-118	.703	222-7.4	38	15	48	333-11.1
2009-10	29-21	128-266	.481	0-0	.000	81-120	.675	264-9.1	40	14	49	337-11.6
2010-11	33-33	200-476	.420	0-3	.000	111-154	.721	350-10.6	53	30	94	511-15.5
TOTAL	122-89	592-1336	.443	3-15	.200	348-502	.693	1036-8.5	146	79	244	1,535-12.6



BETSY HARRIS (5-10 • GUARD • DECATUR, MISS.) 1,522 POINTS

YEAR	GP-GS	FG-FGA	PCT	3FG-FGA	PCT	FT-FTA	PCT	REB-AVG	A	B	S	PTS-AVG
1990-91	29-22	105-277	.379	43-109	.394	83-107	.776	16-0.6	54	2	35	336-11.6
1991-92	30-6	108-289	.374	49-148	.331	64-82	.780	76-2.5	43	0	37	329-11.0
1992-93	31-31	125-292	.428	89-208	.428	48-62	.774	109-3.5	40	2	44	387-12.5
1993-94	33-33	156-385	.405	91-264	.345	66-89	.742	98-3.0	50	3	29	470-14.2
TOTAL	123-92	494-1243	.397	273-729	.374	261-340	.768	299-2.4	187	7	145	1,522-12.4



SHONDRA JOHNSON (5-9 • GUARD • NEW ORLEANS, LA.) 1,411 POINTS

YEAR	GP-GS	FG-FGA	PCT	3FG-FGA	PCT	FT-FTA	PCT	REB-AVG	A	B	S	PTS-AVG
1998-99	31-12	80-158	.506	7-21	.333	94-125	.752	92-8.4	116	7	37	261-8.4
1999-00	27-25	114-224	.509	3-15	.200	113-169	.669	137-5.1	143	5	45	344-12.7
2000-01	27-25	106-224	.473	2-15	.133	147-205	.717	104-3.9	137	7	50	361-13.4
2001-02	30-30	130-256	.508	5-21	.238	180-243	.741	145-4.8	131	1	47	445-14.8
TOTAL	115-92	430-862	.499	17-72	.236	534-742	.720	478-4.2	527	20	179	1,411-12.3



SHALONDA ENIS (6-1 • FORWARD/CENTER • CELESTE, TEXAS) 1,309 POINTS

YEAR	GP-GS	FG-FGA	PCT	3FG-FGA	PCT	FT-FTA	PCT	REB-AVG	A	B	S	PTS-AVG
1995-96	32-32	296-629	.471	29-89	.326	145-212	.684	305-9.5	60	35	66	766-23.9
1996-97	32-29	202-455	.444	33-93	.355	106-152	.697	284-8.9	79	21	47	543-17.0
TOTAL	64-61	498-1084	.459	62-182	.341	251-364	.690	589-9.2	139	56	113	1,309-20.5



LESLIE PAYNE (6-2 • CENTER • PENSACOLA, FLA.) 1,286 POINTS

YEAR	GP-GS	FG-FGA	PCT	3FG-FGA	PCT	FT-FTA	PCT	REB-AVG	A	B	S	PTS-AVG
1977-78	27-NA	132-267	.494	--	--	37-57	.649	184-6.8	12	0	0	301-11.1
1978-79	21-NA	80-160	.500	--	--	65-88	.739	180-8.6	11	17	13	225-10.7
1979-80	27-NA	144-312	.462	--	--	62-82	.756	209-7.7	41	43	25	350-13.0
1980-81	33-NA	161-326	.494	--	--	88-120	.733	236-7.2	36	50	28	410-12.4
TOTAL	108-NA	517-1065	.485	--	--	252-347	.726	809-7.5	100	110	66	1,286-11.9

**1,000 POINT CLUB****CYNTHIA MCDUGLE (6-0 • FORWARD • WAYNESBORO, MISS.) 1,261 POINTS**

YEAR	GP-GS	FG-FGA	PCT	3FG-FGA	PCT	FT-FTA	PCT	REB-AVG	A	B	S	PTS-AVG
1984-85	27-20	109-186	.586	--	--	32-51	.627	143-5.3	3	6	40	250-9.3
1985-86	29-25	110-211	.521	--	--	63-93	.677	166-5.7	4	1	12	283-9.7
1986-87	29-29	194-362	.536	--	--	79-116	.681	148-5.1	6	7	37	467-16.1
1988-89	28-28	120-275	.433	0-0	.000	21-35	.600	112-4.0	27	5	8	261-9.3
TOTAL	113-102	533-1034	.515	0-0	.000	195-295	.661	569-5.0	40	19	97	1,261-11.2

**LAURA VAUGHN (6-1 • FORWARD • KINGSPORT, TENN.) 1,260 POINTS**

YEAR	GP-GS	FG-FGA	PCT	3FG-FGA	PCT	FT-FTA	PCT	REB-AVG	A	B	S	PTS-AVG
1987-88	28-12	158-399	.396	0-3	.000	48-64	.750	170-6.1	12	11	33	364-13.0
1988-89	28-13	114-265	.430	8-29	.276	25-37	.676	129-4.6	36	8	24	261-9.3
1989-90	28-15	113-304	.372	37-114	.325	37-54	.685	172-6.1	20	10	22	300-10.7
1990-91	29-15	133-305	.436	17-70	.243	52-72	.722	193-6.7	64	9	28	335-11.6
TOTAL	113-55	518-1273	.407	62-216	.287	162-227	.714	664-5.9	132	38	107	1,260-11.2

**BETH VICE (5-11 • GUARD • MT. STERLING, KY.) 1,211 POINTS**

YEAR	GP-GS	FG-FGA	PCT	3FG-FGA	PCT	FT-FTA	PCT	REB-AVG	A	B	S	PTS-AVG
1998-99	26-0	61-175	.349	42-121	.347	14-15	.933	53-2.0	32	4	21	178-6.8
2000-01	30-11	104-279	.373	70-201	.348	35-46	.761	79-2.6	55	1	26	313-10.4
2001-02	31-31	127-302	.421	86-198	.434	31-35	.886	126-4.1	80	4	40	371-12.0
2002-03	28-19	114-292	.390	72-199	.362	49-62	.790	113-4.0	68	12	23	349-12.5
TOTAL	115-61	406-1048	.387	270-719	.376	129-158	.816	371-3.2	235	21	110	1,211-10.5

**NAVONDA MOORE (5-10 • GUARD/FORWARD • JACKSON, MISS.) 1,185 POINTS**

YEAR	GP-GS	FG-FGA	PCT	3FG-FGA	PCT	FT-FTA	PCT	REB-AVG	A	B	S	PTS-AVG
2003-04	23-3	81-191	.424	7-30	.233	46-64	.719	83-3.6	29	2	42	215-9.3
2004-05	29-12	80-198	.404	17-44	.386	60-86	.698	112-3.9	20	5	23	237-8.2
2005-06	27-19	114-289	.394	24-85	.282	86-123	.699	129-4.8	51	10	49	338-12.5
2006-07	29-26	143-357	.401	37-129	.287	72-96	.750	119-4.1	49	12	61	395-13.6
TOTAL	108-60	418-1035	.404	85-288	.295	264-369	.715	443-4.1	149	29	175	1,185-11.0

**MONIQUE BIVENS (5-9 • GUARD • ALABASTER, ALA.) 1,174 POINTS**

Year	GP-GS	FG-FGA	Pct	3FG-FGA	Pct	FT-FTA	Pct	Reb-Avg	A	B	S	Pts-Avg
2001-02	31-0	70-150	.467	27-56	.482	23-37	.622	92-3.0	13	6	15	190-6.1
2002-03	28-18	80-227	.352	53-138	.384	19-30	.633	87-3.1	17	5	17	232-8.3
2003-04	28-13	143-372	.384	55-183	.301	61-80	.763	136-4.9	21	3	25	402-14.4
2004-05	29-23	122-326	.374	58-171	.339	48-68	.706	109-3.8	28	5	22	350-12.1
TOTAL	116-54	415-1075	.386	193-548	.352	151-215	.702	424-3.7	79	19	79	1,174-10.1

**GLENDA BOSS (5-10 • GUARD • TENNILLE, GA.) 1,168 POINTS**

Year	GP-GS	FG-FGA	Pct	3FG-FGA	Pct	FT-FTA	Pct	Reb-Avg	A	B	S	Pts-Avg
1977-78	28-NA	130-263	.494	--	--	40-68	.588	189-6.8	21	0	0	300-10.7
1978-79	17-NA	84-166	.506	--	--	53-77	.688	112-6.6	2	2	10	221-13.0
1979-80	20-NA	111-234	.474	--	--	46-61	.754	138-6.9	18	3	24	268-13.4
1980-81	32-27	164-355	.462	--	--	51-73	.699	171-5.3	19	3	36	379-11.8
TOTAL	97-NA	489-1018	.480	--	--	190-279	.681	610-6.3	60	8	70	1,168-12.0

1,000 POINT CLUB



CASSANDRA CRUMPTON (5-11 • GUARD • ORRVILLE, ALA.) 1,091 POINTS

Year	GP-GS	FG-FGA	Pct	3FG-FGA	Pct	FT-FTA	Pct	Reb-Avg	A	B	S	Pts-Avg
1982-83	29-29	227-510	.455	--	--	78-91	.857	211-7.3	74	6	60	532-18.3
1983-84	32-31	256-515	.497	--	--	47-66	.712	185-5.8	62	5	82	559-17.5
TOTAL	61-60	483-1025	.471	--	--	125-157	.796	396-6.5	136	11	142	1,091-17.9



LINDA BURGESS (6-1 • FORWARD • MADISON, ALA.) 1,069 POINTS

Year	GP-GS	FG-FGA	Pct	3FG-FGA	Pct	FT-FTA	Pct	Reb-Avg	A	B	S	Pts-Avg
1990-91	29-28	186-358	.520	0-0	.000	87-134	.649	228-7.9	29	21	45	459-15.8
1991-92	30-29	252-444	.568	0-0	.000	106-167	.635	247-8.2	14	26	47	610-20.3
TOTAL	59-57	438-802	.546	0-0	.000	193-301	.641	475-8.1	43	47	92	1,069-18.1



TRACEY RUTLEDGE (5-6 • GUARD • HULL, GA.) 1,069 POINTS

Year	GP-GS	FG-FGA	Pct	3FG-FGA	Pct	FT-FTA	Pct	Reb-Avg	A	B	S	Pts-Avg
1985-86	29-10	97-238	.408	--	--	21-32	.656	63-2.2	68	7	29	215-7.4
1986-87	28-23	184-428	.430	--	--	79-102	.775	69-2.5	91	8	53	447-16.0
1987-88	28-28	149-376	.395	33-105	.314	76-104	.724	83-3.0	109	8	49	407-14.5
TOTAL	85-65	430-1042	.413	33-105	.314	176-238	.739	215-2.5	269	25	132	1,069-12.6



LANISHA CARTWELL (6-2 • CENTER • MONTEVALLO, ALA.) 1,066 POINTS

Year	GP-GS	FG-FGA	Pct	3FG-FGA	Pct	FT-FTA	Pct	Reb-Avg	A	B	S	Pts-Avg
1998-99	30-0	40-84	.476	0-0	.000	22-38	.579	48-1.6	6	17	7	102-3.4
1999-00	29-22	97-186	.522	0-0	.000	51-82	.622	139-4.8	7	18	17	245-8.4
2000-01	31-28	142-276	.514	0-0	.000	73-99	.737	189-6.1	19	24	6	357-11.5
2001-02	31-30	140-264	.530	0-0	.000	82-117	.701	154-5.0	11	16	11	362-11.7
TOTAL	121-80	419-810	.517	0-0	.000	228-336	.679	530-4.4	43	75	41	1,066-8.8



BRITTNEY EZELL (5-5 • GUARD • FRANKLIN, TENN.) 1,024 POINTS

YEAR	GP-GS	FG-FGA	PCT	3FG-FGA	PCT	FT-FTA	PCT	REB-AVG	A	B	S	PTS-AVG
1994-95	31-26	58-182	.319	35-121	.289	59-86	.686	97-3.1	77	3	23	210-6.8
1995-96	32-31	81-249	.325	53-170	.312	46-77	.597	84-2.6	180	0	46	261-8.2
1996-97	31-30	50-188	.266	43-144	.299	37-50	.750	66-2.2	143	1	41	180-5.8
1997-98	34-34	109-294	.371	70-207	.338	85-128	.664	106-3.1	220	2	56	373-11.0
TOTAL	128-120	298-913	.326	201-642	.313	227-341	.666	353-2.8	620	6	166	1,024-8.0



LAURA HEARD (5-9 • FORWARD • ELBERTON, GA.) 1,015 POINTS

YEAR	GP-GS	FG-FGA	PCT	3FG-FGA	PCT	FT-FTA	PCT	REB-AVG	A	B	S	PTS-AVG
1986-87	27-0	51-91	.560	--	--	36-56	.642	105-3.8	5	1	20	138-5.1
1987-88	28-27	121-212	.571	0-0	.000	65-91	.714	198-7.1	14	5	31	307-11.0
1988-89	27-24	127-239	.531	0-0	.000	70-99	.707	270-10.0	5	3	23	324-12.0
1989-90	20-20	103-208	.495	0-0	.000	40-60	.667	149-7.5	10	16	15	246-12.3
TOTAL	102-71	402-750	.536	0-0	.000	211-306	.690	722-7.1	34	25	89	1,015-10.0

REBOUND RECORDS

REBOUNDS, GAME

1.	27	Tierney Jenkins	Nov. 21, 2009 at Belmont
	24	Leslie Payne	Feb. 23, 1979 vs. Alabama-Birmingham
2.	22	Carol Smith	Jan. 6, 1986 vs. Alabama-Birmingham
3.	21	Laura Heard	Jan. 30, 1989 vs. East Tennessee State
	21	Michelle Smith	Feb. 13, 1990 vs. Mississippi State
5.	20	Carol Smith	Dec. 1, 1982 vs. Memphis
6.	19	Carol Smith	Feb. 5, 1986 vs. Georgia
	19	Monique Bivins	Dec. 5, 2004 vs. UT-San Antonio
8.	18	Michelle Smith	Jan. 23, 1991 vs. Tuskegee
	18	Laura Heard	Feb. 17, 1989 vs. Kentucky
	18	Carol Smith	Dec. 1, 1984 vs. Mississippi College
	18	Carol Smith	Jan. 7, 1984 vs. Georgia State

REBOUNDS, SEASON

1.	350	Tierney Jenkins	2008-11
2.	320	Yolanda Watkins	1993-94
3.	309	Carol Smith	1985-86
4.	305	Shalonda Enis	1995-96
5.	291	Sandra Murray	1977-78
6.	284	Shalonda Enis	1996-97
7.	278	Carol Smith	1984-85
8.	270	Laura Heard	1988-89
9.	267	Yolanda Watkins	1992-93
10.	264	Tierney Jenkins	2008-11
	264	Sylvia Akers	1981-82
12.	262	Justina Smith	1983-84
13.	253	LaToya Caudle	1998-99
14.	250	Carol Smith	1982-83
15.	247	Linda Burgess	1991-92
	247	Terri Hillard	1982-83

YEAR-BY-YEAR REBOUNDING LEADERS

1974-75	Julie Ellis	9.7
1975-76	Mary Hudgins	9.9
1976-77	Mary Hudgins	8.2
1977-78	Sandra Murray	9.4
1978-79	Leslie Payne	8.6
1979-80	Leslie Payne	7.7
1980-81	Leslie Payne	7.2
1981-82	Sylvia Akers	9.4
1982-83	Carol Smith	9.2
1983-84	Justina Smith	9.2
1984-85	Carol Smith	10.1
1985-86	Carol Smith	10.5
1986-87	Cynthia McDougle	5.1
1987-88	Laura Heard	5.1
1988-89	Laura Heard	7.1
1989-90	Laura Heard	10.0
1990-91	Linda Burgess	7.9
1991-92	Linda Burgess	8.2
1992-93	Yolanda Watkins	8.7
1993-94	Yolanda Watkins	9.8
1994-95	Yolanda Watkins	9.2
1995-96	Shalonda Enis	9.5
1996-97	Shalonda Enis	8.9
1997-98	Dominique Canty	7.1
	Tausha Mills	7.1

1998-99	LaToya Caudle	8.2
1999-00	Joni Crenshaw	5.6
2000-01	LaNisha Cartwell	6.1
2001-02	LaNisha Cartwell	5.0
2002-03	Jamilah Jones	7.8
2003-04	Dee Merriweather	7.6
2004-05	Dee Merriweather	6.8
2005-06	Dee Merriweather	8.4
2006-07	Talisha Chandler	6.6
2007-08	Talisha Chandler	7.3
2008-09	Tierney Jenkins	7.4
2009-10	Tierney Jenkins	9.1
2010-11	Tierney Jenkins	10.6

REBOUNDS PER GAME, SEASON

1.	10.7	Carol Smith	1985-86
2.	10.6	Tierney Jenkins	2010-11
3.	10.1	Carol Smith	1984-85
4.	10.0	Laura Heard	1988-89
5.	9.9	Mary Hudgins	1975-76
6.	9.7	Yolanda Watkins	1994-94
	9.7	Julie Ellis	1974-75
8.	9.5	Shalonda Enis	1995-96
9.	9.4	Sylvia Akers	1981-82
	9.4	Sandra Murray	1977-78

REBOUNDS PER GAME, CAREER

1.	9.3	Carol Smith	1982-86
2.	9.2	Shalonda Enis	1995-97
3.	8.7	Yolanda Watkins	1992-97
4.	8.5	Tierney Jenkins	2008-11
5.	8.2	Justina Smith	1983-84
6.	8.1	Linda Burgess	1990-92
7.	7.2	Dominique Canty	1995-99
	7.2	Leslie Payne	1977-81
9.	7.0	Laura Heard	1986-90
10.	6.9	Terri Hillard	1980-84

REBOUNDS, CAREER

1.	1,214	Yolanda Watkins	1992-97
2.	1,055	Carol Smith	1982-86
3.	1,036	Tierney Jenkins	2008-11
4.	909	Dominique Canty	1995-99
5.	823	Terri Hillard	1980-84
6.	809	Leslie Payne	1977-81
7.	757	Dee Merriweather	2002-06
8.	741	Niesa Johnson	1991-95
9.	664	Laura Vaughn	1987-91
10.	614	Latrish Jones	1995-99

ASSIST RECORDS

ASSISTS, GAME

1.	16	Shelly Pyles	Feb. 12, 1986 vs Kentucky
2.	15	Niesa Johnson	March 5, 1994 vs Mississippi
3.	14	Niesa Johnson	March 18, 1995 vs Duke
	14	Niesa Johnson	Jan. 18, 1993 vs S. Alabama
5.	13	Daleisha Carn	Dec. 3, 2008 vs. Sam Houston State
	13	Brittney Ezell	Jan. 18, 1998 vs Mississippi State
	13	Brittney Ezell	Dec. 18, 1997 vs UCLA
	13	Brittney Ezell	Feb. 3, 1996 vs LSU
	13	Niesa Johnson	Feb. 6, 1993 vs Mississippi State
	13	Niesa Johnson	Dec. 29, 1992 vs Georgia Tech
	13	Amy Lannom	Feb. 9, 1991 vs Florida

ASSISTS, SEASON

1.	237	Niesa Johnson	1993-94
2.	226	Niesa Johnson	1992-93
3.	220	Brittney Ezell	1997-98
4.	186	Niesa Johnson	1994-95
5.	180	Dominique Canty	1995-96
6.	165	Shelly Pyles	1986-87
7.	164	Dominique Canty	1997-98
8.	151	Niesa Johnson	1991-92
9.	145	Mary Beasley	1980-81
10.	144	Terri Hillard	1983-84

YEAR-BY-YEAR ASSIST LEADERS

1974-75	Leila Jones	3.9
1976-77	Mary Hudgins	3.2
1977-78	Beverly White	2.6
1978-79	Sandra Murray	1.5
1979-80	Susan Cunningham	3.2
1980-81	Mary Beasley	4.4
1981-82	Donna Conaway	2.9
	Kristie Snyder	2.9
1982-83	Lisa Leonard	2.6
1983-84	Terri Hillard	4.5
1984-85	Sandra Rushing	3.9
1985-86	Sandra Rushing	5.2
1986-87	Shelly Pyles	5.8
1987-88	Shelly Pyles	4.9
1988-89	Amy Lannom	4.1
1989-90	Amy Lannom	3.2
1990-91	Amy Lannom	4.4
1991-92	Niesa Johnson	5.0
1992-93	Niesa Johnson	7.3
1993-94	Niesa Johnson	7.2
1994-95	Niesa Johnson	6.0
1995-96	Brittney Ezell	5.6
1996-97	Brittney Ezell	4.6
1997-98	Brittney Ezell	6.5
1998-99	Dominique Canty	4.2
1999-00	Shondra Johnson	5.3
2000-01	Shondra Johnson	5.1
2001-02	Shondra Johnson	4.4
2002-03	Manisha Redus	4.7
2003-04	Manisha Redus	3.4
2004-05	Kate Mastin	2.5
2005-06	Leah Drury	2.4

2006-07	Nikki Davis	3.1
2007-08	Dedrea Magee	3.3
2008-09	Dedrea Magee	4.1
2009-10	Dedrea Magee	3.8
2010-11	LaToya King	2.8

ASSISTS, CAREER

1.	800	Niesa Johnson	1991-95
2.	620	Brittney Ezell	1994-99
3.	525	Shondra Johnson	1999-02
4.	505	Shelly Pyles	1984-88
5.	459	Dominique Canty	1995-99
6.	441	Amy Lannom	1988-92
7.	368	Sandra Rushing	1982-86
8.	351	Dedrea Magee	2007-10
9.	280	Madonna Thompson	1991-95
10.	268	Tracey Rutledge	1985-88

ASSISTS PER GAME, SEASON

1.	7.3	Niesa Johnson	1992-93
2.	7.2	Niesa Johnson	1993-94
3.	6.5	Brittney Ezell	1997-98
4.	6.0	Niesa Johnson	1994-95
5.	5.7	Shelly Pyles	1986-87
6.	5.6	Brittney Ezell	1995-96
7.	5.2	Shondra Johnson	1999-00
8.	5.1	Sandra Rushing	1985-86
	5.1	Shondra Johnson	2000-01
10.	5.0	Niesa Johnson	1991-92

ASSISTS PER GAME, CAREER

1.	6.4	Niesa Johnson	1991-95
2.	4.8	Brittney Ezell	1994-99
3.	4.6	Shondra Johnson	1998-02
4.	4.4	Mary Beasley	1980-81
5.	4.3	Shelly Pyles	1984-88
6.	3.9	Amy Lannom	1988-92
7.	3.8	Hazel Hall	1980-81
8.	3.6	Dominique Canty	1995-99
9.	3.4	Sandra Rushing	1982-86
10.	3.3	Yalika Barnes	1999-00

STEALS, BLOCKS, GAMES RECORDS

STEALS, GAME

1.	9	Tierney Jenkins	Feb. 13, 2011 vs. Florida
	9	Dominique Canty	Feb. 21, 1999 vs. Vanderbilt
	9	Niesa Johnson	Feb. 20, 1993 vs. Arkansas
3.	8	LaToya Kins	Dec. 28, 2010 at Southern Mississippi
	8	Yolanda Watkins	Jan. 30, 1994 vs. LSU
	8	Niesa Johnson	Feb. 28, 1993 vs. Georgia
	8	Tina Moore	Feb. 8, 1988 vs. Middle Tennessee State
6.	7	Marverly Nettles	Nov. 22, 2004 vs. Middle Tennessee State
	7	Beth Vice	Dec. 29, 2001 vs. Middle Tennessee State
	7	Shalonda Enis	Nov. 25, 1993 vs. Maine
	7	Niesa Johnson	Jan. 18, 1994 vs. Mercer
	7	Stacey Franklin	Feb. 6, 1992 vs. Alabama State
	7	Niesa Johnson	Feb. 1, 1992 vs. Kentucky
	7	Melissa Del-Valle	Nov. 29, 1991 vs. La. Monroe
	7	Tina Moore	Feb. 26, 1988 vs. Alabama State
	7	Shelly Pyles	Dec. 6, 1986 vs. Stephen F. Austin
	7	Shelly Pyles	Nov. 28, 1986 vs. Florida A&M
	7	Cynthia McDougle	Dec. 16, 1984 vs. Portland
	7	Shelly Pyles	Dec. 3, 1984 vs. West Florida
	7	Audrey Gavin	Feb. 4, 1984 vs. Delta State
	7	Terri Hillard	Jan. 4, 1984 vs. Auburn
	7	Cassandra Crumpton	Dec. 18, 1983 vs. Louisville

STEALS, SEASON

1.	95	Niesa Johnson	1992-93
2.	94	Tierney Jenkins	2010-11
3.	93	Niesa Johnson	1993-94
4.	89	Shelly Pyles	1986-87
5.	86	Niesa Johnson	1991-92
6.	82	Cassandra Crumpton	1983-84
7.	80	Tina Moore	1987-88
8.	76	Niesa Johnson	1994-95
9.	71	Shelly Pyles	1986-87
10.	70	Dominique Canty	1998-99

STEALS, CAREER (MIN. 25 GAMES)

1.	350	Niesa Johnson	1991-95
2.	251	Shelly Pyles	1984-88
3.	244	Tierney Jenkins	2008-11
4.	219	Dominique Canty	1995-99
5.	182	Madonna Thompson	1992-95
6.	176	Shondra Johnson	1999-02
7.	175	Navonda Moore	2003-07
8.	172	Carol Smith	1982-86
9.	171	Amy Lannom	1988-92
	171	Terri Hillard	1980-84

BLOCKS, GAME

1.	9	Terri Hillard	March 5, 1981 vs. Mississippi College
2.	7	Yolanda Watkins	Feb. 20, 1993 vs. Arkansas
3.	6	Yolanda Watkins	March 26, 1994 vs. Penn State
	6	Yolanda Watkins	Dec. 4, 1994 vs. Tenn. State
	6	Yolanda Watkins	Jan. 30, 1994 vs. LSU
	6	Yolanda Watkins	Jan. 12, 1994 vs. Troy
7.	5	Tierney Jenkins	Dec. 1, 2010 vs. Alabama State
	5	Dee Merriweather	Jan. 16, 2005 vs. LSU
	5	Joni Crenshaw	Feb. 21, 1999 vs. Vanderbilt
	5	Tausha Mills	Feb. 5, 1998 vs. UNC-Charlotte
	5	Tausha Mills	Dec. 19, 1996 vs. Penn State
	5	DeeDee Davis	Feb. 20, 1984 vs. Mississippi
	5	Carol Smith	Jan. 22, 1983 vs. LSU
	5	Leslie Payne	Jan. 3, 1981 vs. LSU
	5	Terri Hillard	Nov. 19, 1980 vs. Vanderbilt

BLOCKS, SEASON

1.	68	Yolanda Watkins	1993-94
2.	61	Tausha Mills	1997-98
3.	52	Dee Merriweather	2004-05
4.	50	Leslie Payne	1980-81
5.	49	Dee Merriweather	2005-06
6.	48	Leslie Payne	1980-81
7.	40	Yolanda Watkins	1992-93
	40	Yolanda Watkins	1994-95
9.	39	Yolanda Watkins	1996-97
10.	38	Terri Hillard	1980-81

BLOCKS, CAREER

1.	187	Yolanda Watkins	1992-97
2.	138	Dee Merriweather	2002-06
3.	125	Leslie Payne	1977-81
4.	103	Joni Crenshaw	1998-01
5.	98	Terri Hillard	1980-84
6.	82	Tausha Mills	1996-99
7.	81	DeeDee Davis	1983-87
8.	79	Tierney Jenkins	2008-11
9.	78	Carol Smith	1982-86
10.	73	LaNisha Cartwell	1998-02

GAMES PLAYED, SEASON

1.	34	Leah Goss	(1997-98)
	34	Dominique Canty	(1997-98)
	34	Brittney Ezell	(1997-98)
	34	Tausha Mills	(1997-98)
	34	LaToya Caudle	(1997-98)
6.	33	15 tied	

GAMES STARTED, SEASON

1.	33	Tierney Jenkins	2010-11
	33	Erica Russell	2010-11
	33	Leslie Payne	1980-81
	33	Betsy Harris	1993-94
5.	32	Mary Beasley	1980-81
	32	Niesa Johnson	1993-94
7.	31	14 tied	

GAMES PLAYED, CAREER

1.	128	Brittney Ezell	1994-99
2.	127	Dominique Canty	1995-99
3.	125	Niesa Johnson	1991-95
	125	Yolanda Watkins	1992-97
5.	123	Madonna Thompson	1991-95
	123	Betsy Harris	1990-94
	123	Latrish Jones	1995-99
8.	122	Tierney Jenkins	2008-11
9.	121	Pam Duncan	1994-99
	121	LaNisha Cartwell	1998-02

GAMES STARTED, CAREER

1.	121	Niesa Johnson	1991-95
2.	114	Brittney Ezell	1994-99
3.	113	Yolanda Watkins	1992-97
4.	108	Dominique Canty	1995-99
5.	99	Cynthia McDougle	1984-89
6.	93	Betsy Harris	1990-94
7.	92	Madonna Thompson	1991-95
8.	91	Shondra Johnson	1998-02
9.	90	Carol Smith	1982-86
10.	89	Tierney Jenkins	2008-11
	89	Amy Lannom	1988-92

CRIMSON TIDE VICTORIES VS. AP TOP 25

CRIMSON TIDE 100+ POINT GAMES

Opponent - Result	Date	Location
Alabama 82 - No. 18 Mississippi College 79	Jan. 28, 1977	Tuscaloosa, Ala.
Alabama 66 - No. 20 Kentucky 62	Jan. 20, 1978	Lexington, Ky.
Alabama 72 - No. 18 Memphis State 69	Feb. 19, 1979	Tuscaloosa, Ala.
Alabama 77 - No. 3 Tennessee 71	Jan. 3, 1981	Baton Rouge, La.
No. 18 Alabama 80 - No. 14 N.C. State 72	Dec. 4, 1983	Chapel Hill, N.C.
No. 16 Alabama 78 - No. 20 Kentucky 49	Dec. 20, 1983	Lexington, Ky.
No. 17 Alabama 65 - No. 14 Auburn 56	Jan. 5, 1984	Auburn, Ala.
Alabama 64 - No. 13 Auburn 60	Feb. 9, 1984	Tuscaloosa, Ala.
No. 20 Alabama 80 - No. 6 Mississippi 65	Feb. 20, 1984	Tuscaloosa, Ala.
No. 17 Alabama 85 - No. 10 Tennessee 66	March 3, 1984	Athens, Ga.!
Alabama 84 - No. 9 Auburn 67	Feb. 18, 1985	Tuscaloosa, Ala.
Alabama 67 - No. 16 LSU 66	Jan. 20, 1990	Tuscaloosa, Ala.
Alabama 71 - No. 11 Auburn 68	Feb. 21, 1990	Tuscaloosa, Ala.
Alabama 93 - No. 16 Houston 80	Dec. 20, 1991	Tuscaloosa, Ala.
Alabama 80 - No. 18 LSU 72	Jan. 18, 1992	Tuscaloosa, Ala.
Alabama 103 - No. 23 Georgia Tech 101 (OT)	Dec. 29, 1992	Philadelphia, Pa.
No. 16 Alabama 99 - No. 5 Louisiana Tech 77	Dec. 11, 1993	Tuscaloosa, Ala.
No. 11 Alabama 70 - No. 25 Georgia 57	Jan. 5, 1994	Tuscaloosa, Ala.
No. 17 Alabama 84 - No. 22 Auburn 71	Feb. 16, 1994	Tuscaloosa, Ala.
No. 16 Alabama 76 - No. 24 Mississippi 64	Feb. 26, 1994	Oxford, Miss.
No. 16 Alabama 86 - No. 24 Mississippi 84 (OT)	March 4, 1994	Chattanooga, Tenn.!
No. 10 Alabama 71 - No. 6 Vanderbilt 63	Jan. 8, 1995	Tuscaloosa, Ala.
No. 18 Alabama 84 - No. 15 Mississippi 78	Feb. 27, 1995	Tuscaloosa, Ala.
No. 19 Alabama 92 - No. 8 Arkansas 85 (OT)	Jan. 4, 1996	Fayetteville, Ark.
No. 18 Alabama 69 - No. 25 Auburn 67	Jan. 24, 1996	Tuscaloosa, Ala.
No. 12 Alabama 73 - No. 17 Florida 54	Feb. 17, 1996	Tuscaloosa, Ala.
No. 13 Alabama 65 - No. 16 Auburn 59	March 2, 1996	Chattanooga, Tenn.!
No. 10 Alabama 88 - No. 23 N.C. State 68	March 17, 1996	Tuscaloosa, Ala.*
No. 7 Alabama 68 - No. 9 Penn State 47	Dec. 19, 1996	Myrtle Beach, S.C.
No. 7 Alabama 88 - No. 19 North Carolina 74	Dec. 20, 1996	Myrtle Beach, S.C.
No. 6 Alabama 68 - No. 18 Auburn 65	Jan. 7, 1997	Auburn, Ala.
No. 5 Alabama 68 - No. 4 Georgia 64	Jan. 15, 1997	Athens, Ga.
No. 7 Alabama 102 - No. 17 Arkansas 61	Feb. 6, 1997	Tuscaloosa, Ala.
No. 7 Alabama 86 - No. 10 Florida 81	Feb. 16, 1997	Gainesville, Fla.
No. 6 Alabama 70 - No. 15 Vanderbilt 60	Feb. 23, 1997	Tuscaloosa, Ala.
No. 7 Alabama 85 - No. 23 Arkansas 63	March 1, 1997	Chattanooga, Tenn.!
Alabama 62 - No. 18 Auburn 46	Jan. 7, 1998	Tuscaloosa, Ala.
No. 24 Alabama 90 - No. 23 Georgia 77	Feb. 8, 1998	Tuscaloosa, Ala.
No. 24 Alabama 73 - No. 8 Florida 51	Feb. 14, 1998	Tuscaloosa, Ala.
No. 20 Alabama 74 - No. 12 Florida 61	Feb. 28, 1998	Columbus, Ga.!
No. 11 Alabama 75 - No. 25 UCLA 74	March 15, 1998	Tuscaloosa, Ala.*
No. 7 Alabama 79 - No. 8 Old Dominion 68	Dec. 5, 1998	Richmond, Va.
No. 25 Alabama 72 - No. 17 Auburn 57	Feb. 11, 1999	Tuscaloosa, Ala.
No. 24 Alabama 76 - No. 23 Auburn 72	Feb. 26, 1999	Chattanooga, Tenn.!
Alabama 72 - No. 7 LSU 68	Feb. 10, 2000	Tuscaloosa, Ala.
Alabama 60 - No. 25 Auburn 53	Jan. 11, 2001	Tuscaloosa, Ala.
Alabama 65 - No. 25 Mississippi State 62	Jan. 21, 2001	Starkville, Miss.
Alabama 78 - No. 22 Auburn 70	Jan. 24, 2002	Tuscaloosa, Ala.
Alabama 92 - No. 25 Mississippi State 86	Feb. 7, 2002	Tuscaloosa, Ala.
Alabama 70 - No. 24 BYU 59	Dec. 21, 2002	Albuquerque, N.M.

! SEC Tournament game
* NCAA Tournament game

Date	Score	Opponent	Location
Jan. 17, 1976	101-40	Tuskegee	H
Feb. 9, 1976	106-64	Montevallo	H
Jan. 14, 1980	104-72	Alabama-Huntsville	A
Dec. 27, 1983	102-42	Xavier	N
Dec. 29, 1983	113-47	Queens College	A
Feb. 1, 1985	100-67	Georgia State	H
Dec. 18, 1986	102-58	Illinois-Chicago	H
Nov. 27, 1987	103-56	Tennessee State	A
Nov. 29, 1988	107-43	Tennessee State	H
Nov. 25, 1989	102-70	Georgia State	A
Nov. 30, 1990	106-41	Tuskegee	N
Feb. 13, 1991	105-74	Alabama State	H
Nov. 26, 1991	103-62	Alabama State	H
Nov. 29, 1991	118-86	Louisiana-Monroe	N
Dec. 6, 1991	100-80	Cincinnati	N
Dec. 7, 1991	101-69	Middle Tennessee State	A
Jan. 4, 1992	103-101	Florida	H!
Jan. 13, 1992	114-90	Appalachian State	A
Feb. 20, 1992	100-75	Oral Roberts	H
Feb. 24, 1992	110-51	Mississippi Valley State	H
Feb. 29, 1992	105-81	Georgia	H
March 18, 1992	100-87	Tennessee Tech	H
Dec. 15, 1992	111-79	Austin Peay State	H
Dec. 18, 1992	117-51	Grambling State	H
Dec. 29, 1992	103-101	Georgia Tech	N#
Feb. 3, 1993	107-64	Loyola-Chicago	H
Feb. 6, 1993	102-89	Mississippi State	A
Feb. 25, 1993	122-52	Oral Roberts	H
March 5, 1993	106-86	LSU	N
March 17, 1993	102-70	Georgia Southern	H
Dec. 29, 1993	107-53	East Carolina	N
Jan. 12, 1994	119-43	Troy	A
Jan. 18, 1994	101-46	Mercer	H
Feb. 28, 1994	101-66	Troy	H
Dec. 3, 1994	105-87	Notre Dame	N
Dec. 9, 1994	102-50	Lamar	N
Dec. 29, 1994	119-46	UNC-Asheville	N
Jan. 3, 1995	102-64	East Tennessee State	H
March 18, 1995	121-120	Duke	HS
Jan. 31, 1996	105-42	Alabama State	H
Nov. 28, 1996	102-74	Arizona State	N
Jan. 17, 1997	101-67	Oral Roberts	A
Feb. 6, 1997	102-61	Arkansas	H
Dec. 2, 1997	104-43	Samford	H
Feb. 21, 1999	102-59	Vanderbilt	H
Nov. 20, 2001	101-58	Troy	H
Dec. 2, 2006	102-48	Savannah State	H

! - overtime loss
- overtime game
* school record
\$ - four overtimes

HOME GAME RECORDS

MILESTONE VICTORIES

First	Dec. 6, 1974
	Alabama 78, Athens 50
50th	Jan. 21, 1978
	Alabama 77, North Carolina 72
100th	Jan. 31, 1981
	Alabama 80, Georgia 66
150th	Dec. 27, 1983
	Alabama 102, Xavier 42
200th	Nov. 29, 1986
	Alabama 76, Alabama-Birmingham 49
250th	Nov. 24, 1989
	Alabama 86, Chattanooga 59
300th	Feb. 12, 1992
	Alabama 72, Auburn 69
400th	Nov. 28, 1996
	Alabama 102, Arizona State 74
500th	Jan. 28, 2001
	Alabama 67, Mississippi 64
600th	Dec. 30, 2008
	Alabama 81, Ball State 75

TOP HOME CROWDS

1.	Tennessee on Jan. 31, 1999	9,786
2.	Tennessee on Feb. 4, 2001	7,647
3.	Tennessee on Jan. 26, 1997	7,523
4.	Alabama A&M on Dec. 11, 1999	7,094
5.	Tennessee on Feb. 5, 1995	6,989
6.	Tennessee on Feb. 19, 2006	5,380
7.	Vanderbilt on Jan. 8, 1995	5,297
8.	Tennessee on Jan. 28, 2007	4,601
9.	Tennessee on Feb. 27, 2005	4,355
10.	Georgia on Feb. 8, 1998	4,233
11.	Middle Tennessee on Dec. 19, 1994	4,105
12.	Georgia Southern on March 17, 1993*	3,743
13.	Auburn on Jan. 24, 1996	3,329
14.	Alabama State on Feb. 23, 1994	3,297
15.	UCLA on March 15, 1998*	3,258

*NCAA Tournament games

TEAM RECORDS

Most Points Scored	122 by Alabama vs. Oral Roberts (Feb. 25, 1993)
Most Rebounds	69 by Alabama vs. Oral Roberts (Feb. 25, 1993)
Most Field Goals Made	50 by Alabama vs. Montevallo (Feb. 9, 1976)
Most Field Goals Attempted	114 by Alabama vs. Duke (4 OT) (March 18, 1995)
Best Field Goal Percentage	65.0 by Texas Tech (Dec. 9, 1986)
Most FG Attempted, Both Teams	207 (UA 114, Duke 93) in 4 OT (March 18, 1995)
Most Free Throws Made	45 by Alabama vs. Alabama State (Nov. 27, 1990)
Most Free Throws Attempted	56 by Alabama vs. Alabama State (Nov. 27, 1990)
Best Free Throw Percentage	100 (20-20) by Alabama vs. Clemson (Dec. 19, 1993)
Most Free Throws Missed	24 by Alabama vs. Talladega (Feb. 7, 1976)
Most 3 Points Made	14 (of 29) by Alabama vs. Loyola (Feb. 3, 1993)
	14 (of 43) by South Carolina (Jan. 22, 1995)
Most 3 Points Attempted	52 by Alabama vs. Duke (4 OT) (March 18, 1995)
Best 3 Point Percentage	100 (3-3) by Alabama (Dec. 12, 1987)
	100 by LSU (Jan. 20, 1988)
Most 3 Points Attempted, Both	70 (UA 52, Duke 18) 4 OT (March 18, 1995)
Most Assists	35 by Alabama vs. Vanderbilt (Nov. 19, 1980)
Most Steals	30 by Alabama vs. Oral Roberts (Feb. 25, 1993)
Most Blocked Shots	18 by Alabama vs. LSU (Jan. 22, 1983)
Most Turnovers	45 by Oral Roberts (Feb. 25, 1993)
Most Fouls	37 by Alabama vs. Alabama State (Feb. 13, 1991)
Most Fouls by Both Teams	62 (31 by UA, 31 by Grambling St.) (Nov. 26, 1994)
Most Points by Opponent	120 (4 OT) by Duke (March 18, 1995)
Most Points, Both Teams	241 (121 by UA, 120 by Duke) (4 OT) (March 18, 1995)
Biggest Win Margin	70 by Alabama (122) vs. Oral Roberts (52) (Feb. 25, 1993)
Biggest Loss Margin	51 (Tennessee 95, Alabama 44) (Feb. 5, 1995)
Most Points Scored in a Half	68 by Alabama, second half, vs. Miss. Valley St. (Feb. 24, 1992)
Fewest Points Alabama, Game	34 by Alabama vs. South Carolina (Feb. 9, 2003)
Fewest Points, Opponent	21 by Georgia State (Dec. 21, 1990)
Fewest Points, Both Teams	82- South Carolina 48, Alabama 34 (Feb. 9, 2003)
Largest Attendance, Single	9,786 vs. Tennessee (Jan. 31, 1999)
Largest Attendance, Doubleheader with men	8,379 vs. Florida (men vs. LSU) (Feb. 17, 1996)
Most Overtimes:	4 Alabama vs. Duke, NCAA second round (March 18, 1995) UA 121 - Duke 120

INDIVIDUAL RECORDS

Most Points	41 by Lisa McMullan, Alabama State (Feb. 13, 1991)
Most Rebounds	21 by Laura Heard vs. Florida State (Jan. 30, 1989)
Most Field Goals Made	16 by Cassandra Crumpton (UA) vs. LSU (Jan. 22, 1983)
Most Field Goals Attempted	37 by Lisa McMullan (14-37), Alabama State (Feb. 13, 1991)
Best Field Goal Percentage	100 (9-9) by Duke's Tyish Hall vs. Okla. St. (March 16, 1995), NCAA First Round
Most Free Throws Made	16 by Maxine Farmer, Georgia State (Jan. 7, 1984)
Most Free Throws Attempted	20 by Maxine Farmer, Georgia State (Jan. 7, 1984)
Best Free Throw Percentage	100 (13-13) by Mary Hudgins (UA) vs. Florida (Feb. 13, 1978)
Most 3 Pt. Shots Made	8 by Amy Lannom (UA) vs. Florida (Jan. 4, 1992)
	and by Betsy Harris (UA) vs. Auburn (Feb. 16, 1994)
Most 3 Pt. Shots Attempted	18 by Niesa Johnson (UA) vs. Duke (4 OT) (March 18, 1995)
Best 3 Pt. Percentage	100 (5-5) by Niesa Johnson (UA) vs. Houston (Dec. 20, 1991)
Most Assists	16 by Shelly Pyles (UA) vs. Kentucky (Feb. 12, 1986)
Most Steals	9 by Niesa Johnson (UA) vs. Arkansas (Feb. 20, 1993)
Most Blocked Shots	7 by Yolanda Watkins (UA) vs. Arkansas (Feb. 20, 1993)
Most Turnovers	15 by Melanie McNeal of Oral Roberts (Feb. 25, 1993)
Triple Doubles:	2 by Niesa Johnson in 1995
	21 pts/11 rebs/10 assists vs. South Carolina (Jan. 22, 1995)
	28 pts/12 rebs/14 assists vs. Duke (4 OTs) (March 18, 1995)

ALL-TIME COACHING RECORDS


Year	Head Coach	Overall Record	SEC Record	Final Rankings (AP/Coaches)	SEC Finish	SEC Tournament	Postseason
1974-75	Stephanie Schleuder	13-12	---	---	---	---	---
1975-76	Stephanie Schleuder	13-9	---	---	---	---	---
1976-77	Stephanie Schleuder	13-15	---	---	---	---	NWIT Eighth
1977-78	Ed Nixon	21-10	---	---	---	---	---
1978-79	Ed Nixon	13-13	---	---	---	---	---
1979-80	Ed Nixon	12-15	---	---	---	Second Round	---
1980-81	Ann Cronic	21-12	---	---	---	Finals	---
1981-82	Ken Weeks	17-11	---	---	---	Second Round	---
1982-83	Ken Weeks	16-13	2-6	---	T-Seventh	Second Round	---
1983-84	Ken Weeks	23-9	5-3	12/--	T-Fourth	Finals	NCAA Sweet 16
1984-85	Ken Weeks	18-10	3-5	---	T-Seventh	First Round	---
1985-86	Lois Myers	20-9	3-6	---	Eighth	Second Round	---
1986-87	Lois Myers	19-10	2-7	---	Eighth	Second Round	---
1987-88	Lois Myers	18-10	5-4	---	Sixth	Second Round	NCAA First Round
1988-89	Lois Myers	14-15	1-8	---	10th	Second Round	---
1989-90	Rick Moody	16-12	4-5	---	Seventh	First Round	---
1990-91	Rick Moody	17-12	3-6	---	Ninth	Second Round	---
1991-92	Rick Moody	23-7	7-4	18/17	Third	Second Round	NCAA Second Round
1992-93	Rick Moody	22-9	6-5	--/25	Fifth	Semifinals	NCAA Second Round
1993-94	Rick Moody	26-7	7-4	16/4	Fourth	Semifinals	NCAA Final Four
1994-95	Rick Moody	22-9	7-4	13/13	Sixth	Semifinals	NCAA Sweet 16
1995-96	Rick Moody	24-8	7-4	10/11	Fourth	Finals	NCAA Sweet 16
1996-97	Rick Moody	25-7	10-2	8/11	Second	Semifinals	NCAA Sweet 16
1997-98	Rick Moody	24-10	10-4	11/13	Third	Finals	NCAA Sweet 16
1998-99	Rick Moody	20-11	7-7	22/25	Fifth	Semifinals	NCAA Second Round
1999-00	Rick Moody	15-14	5-9	---	Eighth	First Round	WNIT First Round
2000-01	Rick Moody	19-12	5-9	---	Eighth	Second Round	WNIT Second Round
2001-02	Rick Moody	19-12	7-7	---	Eighth	First Round	WNIT Quarterfinal
2002-03	Rick Moody	13-15	3-11	---	10th	First Round	---
2003-04	Rick Moody	12-16	4-10	---	10th	First Round	---
2004-05	Rick Moody	14-15	4-10	---	Ninth	Second Round	---
2005-06	Stephany Smith	9-19	3-11	---	11th	First Round	---
2006-07	Stephany Smith	10-20	0-14	---	12th	First Round	---
2007-08	Stephany Smith	8-22	1-13	---	12th	First Round	---
2008-09	Wendell Hudson	13-17	1-13	---	12th	First Round	---
2009-10	Wendell Hudson	12-18	4-12	---	11th	First Round	---
2010-11	Wendell Hudson	18-15	5-11	---	10th	First Round	WNIT Sweet 16
Overall Record		632-460	131-214				



STEPHANIE SCHLEUDER
39-36 (.520)
0-0 SEC
Three seasons



ED NIXON
46-38 (.548)
0-0 SEC
Three seasons



ANN CRONIC
21-12 (.636)
0-0 SEC
One season



KEN WEEKS
74-43 (.632)
10-14 SEC (.417)
Four seasons



LOIS MYERS
71-44 (.617)
10-26 SEC (.277)
Four seasons



RICK MOODY
311-176 (.653)
96-101 SEC (.487)
16 seasons



STEPHANY SMITH
27-61 (.307)
4-39 SEC (.093)
Three seasons



WENDELL HUDSON
43-50 (.462)
10-36 SEC (.217)
Three seasons

ALL-TIME ROSTER

- A -

Akers, Sylvia, F/C 1981-82
 Gainesville, Ga.
 Alexander, Sharrona, F 1993-94
 Murfreesboro, Tenn.
 Allen, Taquilla, G/F 2000-01
 Pleasant Grove, Ala.
 Allen, Taylor, G 2008
 Pinson, Ala.
 Amey, Stephanie, G 1978

- B -

Baragry, Rebecca, G 1997
 Melbourne, Australia
 Bankhead, Wanda, G 1979
 Florence, Ala.
 Barnes, Yalika "Boo", G 2000-01
 Montgomery, Ala.
 Barnes, Harriet, F/C 2005-07
 Birmingham, Ala.
 Barrett, Donna, F 1979
 Kennesaw, Ga.
 Barrier, Kim, G 1987
 Elkhart, Ind.
 Beasley, Mary, G 1981
 Bowdon, Ga.
 Beaty, Julie, G 1987-90
 Ider, Ala.
 Belcher, Kari, G 1998-2000
 Mt. Olive, Ala.
 Bellinger, Crystal, G 2005-06
 Manhattan, N.Y.
 Bethel, Latasha, F 1989-90
 Decatur, Ga.
 Biddle, Tauwana, G 1975-76
 Bivins, Monique, G 2002-05
 Alabaster, Ala.
 Blackwell, Linda, G 1979
 Huntsville, Ala.
 Blands, Camilla, G 2005-09
 Naerum, Denmark
 Blesch, Becky, G 1998
 Ringgold, Ga.
 Boss, Glenda, F 1978-81
 Tennille, Ga.
 Bowden, Tracy, C 1988-91
 Rush Springs, Okla.
 Bozeman, Debbie, F 1980-82
 Sylvester, Ga.
 Braden, Sissy, F 1987-90
 Lewisburg, Tenn.
 Brooks, Bridgette, G 1985
 Starkville, Miss.
 Bryant, Betty, G 1983, 1985
 Cordele, Ga.
 Burgess, Linda 1991-92
 Madison, Ala.
 Burrow, Rozetha, F 1992
 Pinson, Ala.
 Bush, Kristin, G 2011-Present
 Huntsville, Ala.
 Butler, Alyson, G 2007-10
 Cleveland, Tenn.

- C -

Cale, Anne, C 1978-81
 Reston, Va.
 Canty, Dominique, G 1996-99
 Chicago, Ill.
 Carden, Stacey, G 1987-88
 Huntsville, Ala.
 Carn, Daleisha, G 2008
 Jacksonville, Fla.
 Carruth, Nicole, G 1997-2001
 Sulligent, Ala.

Cartwell, LaNisha, C/F 1999-2002
 Montevallo, Ala.
 Caudle, LaToya, C/F/P 1997-99
 Madison, Ala.
 Chandler, Talisha, F 2007-08
 Clover, S.C.
 Claybrook, Leslie, F 1990-93
 Luverne, Ala.
 Colvin, Kamisha, G 1995
 Montgomery, Ala.
 Conners, Cindy, G 1975
 Conaway, Donna, F/G 1981-82
 Temple, Ga.
 Cox, Vickie, F/G 1985-86
 LaGrange, Ga.
 Crenshaw, Camillia, G 1991-94
 Fayette, Ala.
 Crenshaw, Joni, F/C 1998-2001
 Meridian, Miss.
 Crosby, Kyra, F 2012-Present
 Powder Springs, Ga.
 Crosslin, Cara, F 1994-97
 Tuscumbia, Ala.
 Croyle, Reagan, F 1997-99
 Gadsden, Ala.
 Crumpton, Cassandra, F 1983-84
 Orrville, Ala.
 Cunningham, Susan, G 1980
 Winfield, Ala.

- D -

Daniels, Anessah, F 2012-Present
 Decatur, Ga.
 Daniels, Consuelo, F 1994-95
 Rome, Ga.
 Davis, DeeDee, C 1984-87
 Pensacola, Fla.
 Davis, Elisa, G 1982
 Tuscaloosa, Ala.
 Davis, Nikki, G 2007
 Frankfort, Ky.
 Day, Jennifer, G 1989
 Houston, Texas
 Day, Melissa, C 1980
 Jackson, Miss.
 Del-Valle, Melissa, G 1992-93
 Queens, N.Y.
 DePriest, Lisa, G 1979-81
 Jackson, Tenn.
 Drury, Leah, G 2003-07
 Greensboro, Ala.
 Dubose, DeDe, C 1983-86
 Austell, Ga.
 Duncan, Pam, G 1995-98
 Carrollton, Ala.

- E -

Elliot, Christy, G 2008
 Tuscaloosa, Ala.
 Ellis, Julie, F 1975-76
 Enis, Shalonda, P/F 1996-97
 Celeste, Texas
 Ezell, Brittney, G 1995-98
 Franklin, Tenn.

- F -

Farmer, Celiscia, G 2010-Present
 Madison, Wis.
 Fisher, Margaret, G 1976-79
 Nashville, Tenn.
 Franco, Dorothy, G 1977-78
 Milford, Conn.
 Franklin, Stacey, F 1989-92
 Smyrna, Ga.
 Freeman, Tawana, F 2004
 Louisville, Ky.

Friday, Deborah, G 1979
 Tuscaloosa, Ala.
 Fuller, Shondra, F 1993-95
 Decatur, Ala.

- G -

Gamble, Natasha, F/C 2002-05
 Jackson, Ala.
 Gavin, Audrey, G 1984-85
 Webster, Fla.
 Geiger, Kathy, F 1976
 Giles, Peggy, F 1982
 Gonzalez, Michelle "Boo", G 1988
 Marietta, Ga.
 Goss (Monteith), Leah, G 1994-98
 Centre, Ala.
 Griswold, Patricia, F 1979
 Bessemer, Ala.
 Gunter, Sheila, G 1979
 Clinton, Miss.

- H -

Hackett, Gwen, C/F 1976-78
 Hall, Hazel, G 1978-81
 Marietta, Ga.
 Hall, Neacole, G 1985
 York, Ala.
 Hamilton, Tamisha, C 2004
 Corpus Christi, Texas
 Hancock, Katie, G/F 2008-11
 Tupelo, Miss.
 Harris, Betsy 1991-94
 Decatur, Miss.
 Heard, Laura, F 1987-90
 Elberton, Ga.
 Hill, Lauren, G/F 2003-06
 New Orleans, La.
 Hill, Mitzi, G 1975
 Hillard, Terri, G/F 1981-84
 Memphis, Tenn.
 Hines, Kittie, G 1983-84
 Frankfort, Ky.
 Hogue, Erin, G/F 2011-Present
 Birmingham, Ala.
 Holland, Kelly, G 1979-82
 Clinton, Miss.
 Hollifield, Caitlin, F 2008
 Knoxville, Tenn.
 Holtzclaw, Kidada, G 1995-98
 Sylacauga, Ala.
 Horn, Kaneisha, F 2011-Present
 Birmingham, Ala.
 Howell, Terrie, G 1985-86
 Clinton, Miss.
 Hudgins, Mary, F 1976-79
 Huntsville, Ala.
 Hunter, Shun, F 1999-2003
 Pensacola, Fla.
 Hutchen, Briana, F 2012-Present
 Baltimore, Md.
 Hutton, Karen, G 1980
 Pulaski, Tenn.
 Hutton, Ledean 1977-78

- J -

Jack, Brittany, F 2012-Present
 Suwanee, Ga.
 Jenkins, Tierney, F 2008-11
 Mt. Juliet, Tenn.
 Johns, Jamilah, C 2001-03
 Starkville, Miss.
 Johnson, Chanel, F/C 2004-06
 Tulsa, Okla.
 Johnson, Krystle, C 2004-06
 Hoover, Ala.

ALL-TIME ROSTER

Johnson, Niesa, G 1992-95
Clinton, Miss.
Johnson, Shondra, G 1999-2002
New Orleans, La.
Jones, Jaqui, F/G 1996-2000
Chicago, Ill.
Jones, Leila, G 1975-76

Jones, Latrish, P/C 1996-99
Huntsville, Ala.
Jones, Nia, G/F 1986-87
Baltimore, Md.
Joye, Lateefah, G 2005
Brooklyn, N.Y.

- K -

Kelso, Dottie, G/F 1983-84
Lewisburg, Tenn.
King, LaToya, G 2010-11
Stuart, Fla.
Koonce, Carla, G 1991-95
Dothan, Ala.

- L -

Lacey, Amber, F 1996
Altadena, Calif.
Langley, Vivian, G/F 1975-76
Lannom, Amy, G 1989-92
Gallatin, Tenn.
Lard, Mandy, G 2001
Hoover, Ala.
Lee, Beverly, G 1989-91
Smyrna, Ga.
Lee, Judith, G 1983
Tuscaloosa, Ala.
Lee, Khristin, G 2011-Present
Birmingham, Ala.
Leonard, Lisa, G 1982-83
Marietta, Ga.

- M -

Magee, Dedrea G 2007-10
Picayune, Miss.
Martello, "Binky", G 2001
Milton, Fla.
Mastin, Kate, G 2003-07
Boaz, Ala.
Matarazzi, Becky, G/F 1978
McCoy, Carmen, C 2009-11
Leeds, Ala.
McDougle, Cynthia, F 1985-87, 1989
Waynesboro, Miss.
McKeever, Laura, G 1975
Meier, Stephanie, G 1987-89
Wilmington, Del.
Menefee, Sandra, G 1986
Tuskegee, Ala.
Merritt, Jessica, G 2012-Present
Talladega, Ala.
Merriweather, Dee, C 2003-06
Hanceville, Ala.
Mills, Tausha, C 1997-98
Garland, Texas
Mitcham, Alicia, F 2011
Balch Springs, Texas.
Mitchell, Patty, G 1975-78
Moore, Navonda, G 2004-07
Jackson, Miss.
Moore, Tina, F 1987-88
Phoenix, Ariz.
Murray, Sandra, G 1977-79
Birmingham, Ala.
Myers, Shafontaye, G 2011-Present
Newbern, Ala.

- N -

Nettles, Marverly, G 2004-06
Birmingham, Ala.

- O -

Och, Kathy, F 1980
Clairton, Penn.

- P -

Papisan, Leigh, F 2000-03
Hoover, Ala.
Payne, Carol, G 1979
Pensacola, Fla.
Payne, Leslie, C 1978-81
Pensacola, Fla.
Perkins, Meghan, G 2012-Present
Montgomery, Ala.
Perkins, Sandra "Binki", G 1991
Muscle Shoals, Ala.
Peters, Ferris, F 2000
Baton Rouge, La.
Pitts, Brenda, F 1975-78
Prescott, Nikki, F/C 1999
San Diego, Calif.
Pyles, Shelly, G 1985-88
Haleyville, Ala.

- R -

Raffington, Varisia, G 2008-11
Tallahassee, Fla.
Rasenberg, Jackie, C 1987
Brockville, Ontario
Redus, Manisha, G 2001-04
Decatur, Ala.
Reed, "Capper", G 2001-03
Guntersville, Ala.
Reshard, Nathalie, F 2007-08
Niceville, Fla.
Richardson, Willene, G 1975
Robinson, Jasmine, G 2011-Present
Memphis, Tenn.
Robinson, Kayla, F 2009-10
Edwards, Miss.
Rorie, Ivey, G 1978
Roy, Doris, F 1977-78
Rushing, Sandra, G 1983-86
Biloxi, Miss.
Russel, Ericka, G 2009-Present
Tuscaloosa, Ala.
Rutherford, Mamie, C 2005-06
Hatton, Ala.
Rutledge, Tracey, G 1986-88
Hull, Ga.

- S -

Scarborough, Gayle, G 1975-76
Shaw, Jocelyn F 2010
Mobile, Ala.
Shelton, Angie, G 1983-84
Lewisburg, Tenn.
Simmons, Daisha, G 2012-Present
Jersey City, N.J.
Sipe, Katie, G 2002-05
Hillsboro, Tenn.
Smith, Carol, C 1982-86
Milan, Tenn.
Smith, Justina, C/F 1984
Cairo, Ill.
*Smith, Kathy, C 1976-78
Smith, Michelle, C/F 1988-91
Tuscaloosa, Ala.
Smith, Sarah, F/C 1993-96
Montevallo, Ala.
Smith, Sherry, F 1975
Smith, Sparkle, F 2001-02
Detroit, Mich.

Smithson, Janie, G/F 1975-76
Snoddy, Dorothy, F 1975
Snyder, Kristie, G 1982
Knoxville, Tenn.
Stanley, Betty 1975
Stevenson, Marlene, F 1992-95
Prichard, Ala.
Stockham, Laura, F 1982
Schenerville, Ind.
Strauthers, Courtney, F/C 2007-10
Snellville, Ga.
Strickland, Mivvi, F 2002
Vestavia Hills, Ala.
Sykes, Candace G 2009-10
St. Anne, Ill.

- T -

Taylor, Oreal, F 2001-04
Courtland, Ala.
Teeple, Jennifer, G 1996-97
Savannah, Ga.
Thompson, Madonna, G 1992-95
Collinwood, Tenn.
Tice, Tonya, G 1995
Hamilton, Ala.
Timmerman, Pam, F 1983-86
Graniteville, S.C.
Tipton, Deborah, F/C 1981-82
Atlanta, Ga.
Tubbs, Donna, G/F 1976

- V -

Vaughan, Jennifer, C 1999-2000
Marietta, Ga.
Vaughn, Laura, F/C 1988-91
Kingsport, Tenn.
Vice, Beth, G/F 1999-2003
Mt. Sterling, Ky.
Vordenbaum, Cindy, C/F 1976-78

- W -

Walls, Monique, G/F 1994
Richmond, Ind.
Waters, Erika, G 2011-Present
Lawrenceville, Ga.
Watkins, Yolanda, F/C 1993-97
Decatur, Ala.
West, Barbara Ann, G/F 1990-92
Pineview, Ga.
Wheeler, Donyel, G 2002
Birmingham, Ala.
White, Beverly, G 1977-78
Lexington, Ala.
White, Rachel, G 1976
Williams, Brenda, G 1976
Williams, Johna, F 1987-88
Tuscaloosa, Ala.
Williams, Kaunda, G 1999
Laurel Hill, Fla.
Williams, Lois, G 1982
Sylacauga, Ala.
Williams, Tamara, F 2007-10
Alabaster, Ala.
Willis, Kendra, F/C 1988-91
Griffin, Ga.

- Y -

Yeniley, Aycan, G 1993-94
Istanbul, Turkey

* Alabama's first official signee

ALL-TIME JERSEY NUMBERS

- 00 -

LaToya Caudle	1997-99
Chanel Johnson	2004-06

- 0 -

Daisha Simmons	2012-Present
----------------	--------------

- 1 -

Jennifer Day	1989
Consuelo "Nanae" Daniels	1994-95
Latrish Jones	1996-99
Sparkle Smith	2001-02
Mamie Rutherford	2005-06
Christy Elliot	2008
Aneesah Daniels	2012-Present

- 2 -

Monique Walls	1994
Donyel Wheeler	2002
Marverly Nettles	2004-06
Dedrea Magee	2007-10
Kristin Bush	2011-Present

- 3 -

Tonya Tice	1995
Shalonda Enis	1996-97
Taquilla Allen	2000-01
Alyson Butler	2007-10
Jasmine Robinson	2011-Present

- 4 -

Jennifer Day	1989
Consuelo "Nanae" Daniels	1994-95
Latrish Jones	1996-99
Sparkle Smith	2001-02
Mamie Rutherford	2005-06
Christy Elliot	2008

- 5 -

Melissa Day	1980
Melissa Del-Valle	1992-93
Tausha Mills	1997-98
Krystle Johnson	2004-06
Caitlin Hollifield	2008
Celiscia Farmer	2010-Present

- 10 -

Linda Blackwell	1979
Tracey Rutledge	1986-88
Amy Lannom	1989-92
Aycan Yeniley	1993-94
Dominique Canty	1996-99
Mivvi Strickland	2002
Leah Drury	2003-07
LaToya King	2010-11
Meghan Perkins	2012-Present

- 11 -

Vivian Langley	1975-76
Ledeane Hutton	1977-78
Donna Barrett	1979
Rozetha Burrow	1992

Shun Hunter	1993-96
Lateefah Joye	2005

- 12 -

Leila Jones	1975-76
Margaret Fisher	1976-79
Karen Hutton	1980
Kristie Snyder	1982
Kittie Hines	1983-84
Audrey Gavin	1984-85
Beverly Lee	1989-91
Madonna Thompson	1992-95
Nicole Carruth	1997-01
Nikki Davis	2007
Taylor Allen	2008
Shafontaye Myers	2011-Present

- 13 -

Kathy Geiger	1976
Doris Roy	1977-78
Debbie Bozeman	1980-82
Mary Beasley	1981
Audrey Gavin	1984-85
Tina Moore	1987-88

- 14 -

Sherry Smith	1975
Brenda Williams	1976
Dorothy Franco	1977-78
Lisa DePriest	1979-81
Donna Connaway	1981-82
Pam Timmerman	1983-86
Nia Jones	1986-87
"Boo" Gonzalez	1988
Becky Blesch	1998
Mandy Lard	2001
Erin Hogue	2011-Present

- 15 -

Gayle Scarborough	1975-76
Beverly White	1977-78
Barbara Ann West	1990-92
Sharrona Alexander	1993-94
Reagan Croyle	1997-99
Manisha Redus	2001-04
Camilla Blands	2005-09
Erika Waters	2011-Present

- 20 -

Wanda Bankhead	1979
Lois Williams	1982
Dottie Kelso	1983-84
Neacole Hall	1985
Sandra Menefee	1986
Johna Williams	1987-88
Latasha Bethel	1989-90
Niesa Johnson	1992-95
Beth Vice	1999-03
Tawana Freeman	2004
Varisia Raffington	2008-11

- 21 -

Julie Ellis	1975-76
Rachel White	1977
Deborah Friday	1979
Susan Cunningham	1980
Betsy Harris	1991-94
Shondra Johnson	1999-02
Kate Mastin	2003-07
Tierney Jenkins	2008-11
Kyra Crosby	2012-Present

- 22 -

Laura McKeever	1975
Particia Griswold	1979
Donna Conaway	1981-82
Lisa Leonard	1982-83
Bridgette Brooks	1985
Julie Beaty	1987-90
Sarah Smith	1993-96
Kari Belcher	1998-00
"Capper" Reed	2001-03
Courtney Strauthers	2007-10
Khristin Lee	2011-Present

- 23 -

Patty Mitchell	1975-78
Terrie Howell	1983-86
Laura Heard	1987-90
Camilia Crenshaw	1991-94
Pam Duncan	1995-98
Oreal Taylor	2001-04
Ericka Russell	2009-Present

- 24 -

Mitzi Hill	1975
Sandra Murray	1977-79
Kelly Holland	1980-82
Sandra Rushing	1983-86
Sissy Braden	1987-90
Carla Koonce	1991-95
Jennifer Teeple	1996-97
"Boo" Barnes	2000-01
Monique Bivins	2002-05
Nathalie Reshard	2007-08

- 25 -

Vivian Langley	1975-76
Gwen Hackett	1976-78
Sheila Gunter	1979
Shelly Pyles	1985-88
Brittney Ezell	1995-98
Katie Sipe	2002-05
Kayla Robinson	2009-10
Briana Hutchen	2012-Present

- 30 -

Brenda Pitts	1975-78
Laura Stockham	1982
Justina Smith	1984
Nia Jones	1986-87
Stephanie Meier	1987-89
Sandra Perkins	1991

ALL-TIME JERSEY NUMBERS

Shondra Fuller	1993-95
Rebecca Baragry	1997
Kaunda Williams	1999
“Binky” Martello	2001
Carmen McCoy	2009-11
Brittany Jack	2012-Present

- 31 -

Janie Smithson	1975-76
Marlene Stevenson	1992-95
Katie Hancock	2008-11

- 32 -

Tawanna Biddle	1975-76
Mary Hudgins	1976-79
Leah (Monteith) Goss	1994-98
Natasha Gamble	2002-05
Tamara Williams	2007-10
Alicia Mitcham	2011

- 33 -

Willene Richardson	1975
Kathy Smith	1976-78
Cara Crosslin	1994-97
Joni Crenshaw	1998-01
Lauren Hill	2003-06
Daleisha Carn	2008
Jessica Merritt	2012-Present

- 34 -

Cindy Connors	1975
Mary Hudgins	1976-79
Kathy Och	1980
Terri Hillard	1981-84
DeeDee Davis	1984-87
Michelle Smith	1988-91
Nikki Prescott	1999
Leigh Papisan	2000-03
Navonda Moore	2004-07

- 35 -

Dorothy Snoddy	1975
Cindy Vordenbaum	1976-78
Carol Payne	1979
Debbie Bozeman	1980-82
Betty Bryant	1983, 85
Vickie Cox	1985-86
Kim Barrier	1987
Tracy Bowden	1988-91

- 40 -

Deborah Tipton	1981-82
Judith Lee	1983
Kendra Willis	1988-91
Ferris Peters	2000
Talisha Chandler	2007-08
Kaneisha Horn	2010-Present

- 41 -

Jocelyn Shaw	2010
--------------	------

- 42 -

Hazel Hall	1978-81
Deborah Tipton	1981-82
Linda Burgess	1991-92
Kidada Holtzclaw	1995-98
Jennifer Vaughan	1999-00
Jamilah Johns	2001-03

- 43 -

Carol Smith	1982-86
Jackie Rasenberg	1987
Stacey Carden	1988
Amber Lacey	1996

- 44 -

Anne Cale	1978-81
Elisia Davis	1982
Cassandra Crumpton	1983-84
Cynthia McDougle	1985-87, 89
Kendra Willis	1988-91
Leslie Claybrook	1990-93
LaToya Caudle	1997-99

- 45 -

Glenda Boss	1978-81
-------------	---------

Angie Shelton	1983-84
Terrie Howell	1985-86
Laura Vaughn	1988-91
LaNisha Cartwell	1999-02

- 50 -

Stacey Franklin	1989-92
Harriet Barnes	2005-07

- 52 -

Sylvia Akers	1981-82
DeDe Dubose	1983-86
Laura Vaughn	1988-91
Dee Merriweather	2003-06

- 53 -

Leslie Payne	1978-81
DeeDee Davis	1984-87
Jaqui Jones	1996-00

- 54 -

Yolanda Watkins	1993-97
-----------------	---------

- 55 -

Tamisha Hamilton	2004
------------------	------

ASSISTANT COACHES

Name	Years
Ron Aldy	2003-05
Kelly Brooks	2002-03
Pat Charity	1997-2000
Jane Ellen Cook	1982
Joni Crenshaw!*	2008-10
Leah Drury*	2010-Present
Ty Evans!	2007-Present
Brittney Ezell*	2000-05
Liz Foster	1979-80
Stacey Franklin*	2008-10
Tori Harrison	1988-89
Quentin Hillsman	2004-05
Kelly Holland*	1983
Dottie Kelso*	1989-93
Mike Kindred	1985-86
Lisa Leonard*	1987-88
Jeff Lovell	1996-97
Cheryl Littlejohn	1995-97
Rick Moody	1982-84
C.C. Moorer*	1997-2004
Robert Mosley	2010-Present
Michael Murphy	1997-2002
Lois Myers	1984-85
Lisa Nuxol-Wilson	2005-2008
Tonya Tice Peoples*	1996-97
Saudia Roundtree	2005-06
Sherri (Blount) Smelser	1982-95
John Treloar	1979-80
Melanie Walls	2005-2008
Leigh Walker	1991-95

!-Associate Head Coach

*-Former Alabama Players




ALL-AMERICANS



1983

**CASSANDRA
CRUMPTON**

THIRD TEAM
American Women's Sports Federation




1992

**LINDA
BURGESS**

THIRD TEAM
Women's Basketball News Service

HONORABLE MENTION
Basketball Times



1992-95

**NIESA
JOHNSON**


FIRST TEAM
Kodak/WBCA ('94, '95)
Associated Press ('95)
US Basketball Writers Assoc. ('94, '95)
Basketball Times ('94)

SECOND TEAM
Women's Basketball News Service ('95)

HONORABLE MENTION
Basketball Times ('93)

FRESHMAN
Basketball Times ('92)
US Basketball Writers Assoc. ('92)
Women's Basketball News Service ('92)

ALL-AMERICANS



1996-97

**SHALONDA
ENIS**

FIRST TEAM
Kodak/WBCA ('96)
Women's Basketball News Service ('96)
US Basketball Writers Assoc. ('97)

SECOND TEAM
The Sporting News ('97)

THIRD TEAM
Associated Press ('96, '97)

HONORABLE MENTION
Kodak/WBCA ('97)



1996-99

**DOMINIQUE
CANTY**


FIRST TEAM
Associated Press ('99)
US Basketball Writers Assoc. ('98, '99)
Women's Basketball News Service ('99)
Women's Basketball Journal ('99)

SECOND TEAM
Women's Basketball News Service ('98)
Associated Press ('98)
Women's Basketball Journal ('98)

THIRD TEAM
US Basketball Writers Assoc. ('97)

HONORABLE MENTION
Kodak/WBCA ('97, '98, '99)
Associated Press ('97)

FRESHMAN
Women's Basketball News Service ('92)



1997

**LEAH
GOSS**

HONORABLE MENTION
Associated Press

SEC AWARDS

ALL-SEC

FIRST TEAM

Year	Name	Class	Pos.
1982	Terri Hillard	Soph.	G
1983	Cassandra Crumpton	Jr.	F
1985	Carol Smith	Jr.	C
1986	Carol Smith	Sr.	C
1988	Tracey Rutledge	Jr.	G
1991	Linda Burgess	Jr.	F
1992	Linda Burgess	Sr.	F
1993	Niesa Johnson*	Soph.	G
1994	Niesa Johnson*	Jr.	G
	Yolanda Watkins	Soph.	C
1995	Niesa Johnson*	Sr.	G
1996	Shalonda Enis*	Jr.	F
1997	Dominique Canty	Soph.	G
	Shalonda Enis	Sr.	F
1998	Dominique Canty*	Jr.	G
1999	Dominique Canty*	Sr.	G
2011	Tierney Jenkins	Sr.	F

TOTAL: 16

* - unanimous

SECOND TEAM

Year	Name	Class	Pos.
1988	Michelle Smith	Fr.	C
1989	Laura Heard	Jr.	F
1990	Laura Vaughn	Jr.	F
1993	Yolanda Watkins	Fr.	F/C
1994	Betsy Harris	Sr.	G
1995	Yolanda Watkins	Jr.	C
1997	Yolanda Watkins	Sr.	C
1998	Brittney Ezell	Sr.	G
	Tausha Mills	Sr.	C
2000	Shondra Johnson	Soph.	G
2001	Shondra Johnson	Jr.	G
2002	Shondra Johnson	Sr.	G
2004	Monique Bivins	Jr.	G
2005	Monique Bivins	Sr.	G
2006	Navonda Moore	Jr.	G

TOTAL: 15

HONORABLE MENTION

Year	Name	Class	Pos.
1988	Laura Heard	Soph.	F
	Laura Vaughn	Fr.	F/C
1989	Michelle Smith	Soph.	C
1992	Niesa Johnson	Fr.	G

TOTAL: 4

DEFENSIVE TEAM

Year	Name	Class	Pos.
2011	Tierney Jenkins	Sr.	F

TOTAL: 1

SEC FRESHMAN OF THE YEAR

Year	Name	Pos.
1992	Niesa Johnson	G

FRESHMAN ALL-SEC

Year	Name	Pos.
1992	Niesa Johnson	G
1993	Yolanda Watkins	F/C
1996	Dominique Canty	G
2004	Kate Mastin	G
2008	Tierney Jenkins	F
2009	Ericka Russell	G
2011	Kaneisha Horn	F

TOTAL: 7

SECOND TEAM FRESHMAN ALL-SEC

Year	Name	Pos.
1988	Michelle Smith	C
1989	Amy Lannom	G
	Stacey Franklin	F

TOTAL: 3

HONORABLE MENTION FRESHMAN ALL-SEC

Year	Name	Pos.
1988	Laura Vaughn	C/F

TOTAL: 1

SEC COACH OF THE YEAR

1986	Lois Myers
------	------------

SEC PLAYERS OF THE WEEK

Date	Name
Jan. 14, 1986	Sandra Rushing
Jan. 14, 1991	Linda Burgess
March 2, 1992	Linda Burgess
Feb. 15, 1993	Niesa Johnson
Jan. 8, 1996	Shalonda Enis
Feb. 17, 1997	Shalonda Enis
Feb. 9, 1998	Dominique Canty
Feb. 15, 1999	Dominique Canty
Dec. 23, 2002	Beth Vice
Nov. 15, 2011	Tierney Jenkins
Feb. 21, 2011	Ericka Russell

TOTAL: 11

SEC FRESHMAN OF THE WEEK

Nov. 22, 2010	Jasmine Robinson
Nov. 29, 2010	Kaneisha Horn

TOTAL: 2

SEC TOURNAMENT MVP

Year	Name	Class	Pos.
1984	Cassandra Crumpton	Sr.	F
*1996	Dominique Canty	Fr.	G

* First freshman SEC tournament MVP

SEC ALL-TOURNAMENT TEAM

Year	Name	Class	Pos.
1981	Mary Beasley	Soph.	C
	Leslie Payne	Soph.	C
1982	Terri Hillard	Soph.	G
1984	Cassandra Crumpton	Sr.	F
1993	Niesa Johnson	Soph.	G
1995	Niesa Johnson	Sr.	G
1996	Dominique Canty	Fr.	G
	Brittney Ezell	Soph.	G
1998	Dominique Canty	Jr.	G
1999	Dominique Canty	Sr.	G

TOTAL: 10



Tierney Jenkins was named to the All-SEC First Team as well as the SEC All-Defensive Team following the 2010-11 season.

MISCELLANEOUS AWARDS

NAISMITH FINALISTS

Year	Name
1994	Niesha Johnson
1997	Shalonda Enis
1998	Dominique Canty
1999	Dominique Canty

PRESEASON NAISMITH CANDIDATES

Year	Name
1995	Niesha Johnson
1997	Shalonda Enis

USBWA FRESHMAN OF THE YEAR

Year	Name
1992	Niesha Johnson

BASKETBALL TIMES FRESHMAN OF THE YEAR

Year	Name
1992	Niesha Johnson

WOMEN'S BASKETBALL NEWS SERVICE FRESHMAN OF THE YEAR

Year	Name
1992	Niesha Johnson

SPORTS ILLUSTRATED NATIONAL PLAYER OF THE WEEK

Date	Name
Dec. 30, 1992	Niesha Johnson

ALABAMA AMATEUR ATHLETE OF THE YEAR

Year	Name
1993	Niesha Johnson

USA BASKETBALL JUNIOR NATIONAL TEAM

Year	Name
1992	Niesha Johnson
1993	Niesha Johnson

USA BASKETBALL WOMEN'S NATIONAL TEAM

Year	Name
1994	Niesha Johnson

USA BASKETBALL WORLD UNIVERSITY GAMES TEAM

Year	Name
1995	Niesha Johnson

BEFORE ALABAMA

WBCA JC/CC PLAYER OF THE YEAR

Year	Name
1995	Shalonda Enis
1996	Tausha Mills
1998	Kaunda Williams
1999	Boo Barnes

NAISMITH NATIONAL PLAYER OF THE YEAR

Year	Name
1992	Yolanda Watkins

USA TODAY NATIONAL PLAYER OF THE YEAR

Year	Name
1992	Yolanda Watkins

MCDONALD'S HIGH SCHOOL ALL-AMERICAN

Year	Name
2010	Kaneisha Horn

WBCA HIGH SCHOOL ALL-AMERICAN

Year	Name
2010	Kaneisha Horn

GATORADE PLAYER OF THE YEAR

Year	Name
1991	Niesha Johnson (Mississippi)
1992	Yolanda Watkins (Alabama)
1996	Joni Crenshaw (Mississippi)
2006	Dedrea Magee (Mississippi)
2010	Kaneisha Horn (Alabama)

STATE PLAYER OF THE YEAR

Year	Name
1985	Julie Beaty (Alabama 3A)
1985	Tracey Rutledge (Georgia)
1991	Niesha Johnson (Mississippi)
1993	Shalonda Enis (Texas Class A)
1994	Latrish Jones (Alabama 6A)
1997	Boo Barnes (Alabama 6A)
2001	Kate Mastin (Alabama 5A)
2010	Kaneisha Horn (Alabama 4A) Shafontaye Myers (Alabama 1A)

ALABAMA IN THE FINAL NATIONAL RANKINGS

	AP	WBCA/ Coaches
1984	12	---
1992	18	17
1993	NR	25
1994	16	4
1995	13	13
1996	10	11
1997	8	11
1998	11	11
1999	22	25

HIGHEST REGULAR SEASON RANKING

2 USA Today (Nov. 12 and Nov. 18, 1996)
2 Associated Press (Nov. 12, 1996)

NCAA TOURNAMENT AWARDS

Final Four All-Tournament Team

Year	Name
1994	Betsy Harris

Regional MVP

Year	Name	Region
1994	Betsy Harris	Midwest

Regional All-Tournament


Year	Name	Region
1994	Niesha Johnson	Midwest
	Yolanda Watkins	Midwest
1996	Shalonda Enis	West

ACADEMIC AWARDS AND HONORS

SEC ACADEMIC HONOR ROLL

1985	Sandra Rushing	Sr.	Physical Education
1986	Shelly Pyles	Soph.	Pre-Pharmacy
1987	Shelly Pyles	Jr.	Pre-Pharmacy
1988	Shelly Pyles	Sr.	Pre-Pharmacy
	Julie Beaty	Soph.	Business
1989	Julie Beaty	Jr.	Business
	Tracy Bowden	Soph.	Physical Therapy
1990	Julie Beaty	Sr.	Business
	Tracy Bowden	Jr.	Accounting
	Sissy Braden	Sr.	Education
1991	Tracy Bowden	Sr.	Education
	Leslie Claybrook	Soph.	Sports Management
	Stacey Franklin	Jr.	Education
	Laura Vaughn	Sr.	Education
	Kendra Willis	Sr.	Communications
1992	Leslie Claybrook	Jr.	English
	Stacey Franklin	Sr.	Elementary Education
1993	Leslie Claybrook	Sr.	English
1994	Niesha Johnson	Jr.	Special Education
	Carla Koonce	Jr.	Physical Education
	Sarah Smith	Soph.	Sports Management
	Madonna Thompson	Jr.	Speech Pathology
1995	Leah Monteith	Fr.	Elementary Education
	Sarah Smith	Jr.	Sports Management
	Marlene Stevenson	Sr.	Engineering
	Madonna Thompson	Sr.	Communication Disorders
	Tonya Tice	Jr.	Human Performance
1996	Cara Crosslin	Jr.	HPE/Pre-Physical Therapy
	Pam Duncan	Sr.	Communication Disorders
	Leah Monteith	Soph.	Elementary Education
	Jennifer Teeple	Jr.	Sports Management
1997	Pam Duncan	Jr.	Communication Disorders
	Leah Monteith	Jr.	Elementary Education
	Jennifer Teeple	Sr.	Sports Management
	Yolanda Watkins	Sr.	General Studies
1998	Reagan Croyle	Fr.	Pre-Major Studies
	Pam Duncan	Sr.	Elementary Education
	Leah Goss	Sr.	Elementary Education
	Kidada Holtzclaw	Sr.	Human Performance
1999	Reagan Croyle	Soph.	Biology
	Kari Belcher	Jr.	Food & Nutrition
2000	Kari Belcher	Sr.	Food & Nutrition
2002	Shun Hunter	Sr.	Management
	Leigh Papisan	Sr.	Public Relations
	Katie Sipe	Jr.	Education
2004	Leah Drury	Soph.	Sports Management
	Lauren Hill	Soph.	Biology
	Krystle Johnson	Jr.	Math
	Kate Mastin	Soph.	Pre-Business
	Dee Merriweather	Jr.	Health Studies
	Marverly Nettles	Soph.	Criminal Justice
	Katie Sipe	Jr.	Hospitality Management
2005	Leah Drury	Jr.	Sports Management
	Natasha Gramble	Sr.	Biology
	Lauren Hill	Jr.	Biology
	Chanel Johnson	Fr.	Pre-Pharmacy
	Krystle Johnson	Sr.	Math
	Kate Mastin	Jr.	Business
	Dee Merriweather	Jr.	Health Studies
	Marverly Nettles	Jr.	Criminal Justice
	Katie Sipe	Sr.	Hotel Management
2006	Camilla Blands	Fr.	Pre-Major Studies
	Leah Drury	Jr.	Sports Management
	Lauren Hill	Jr.	Biology
	Kate Mastin	Jr.	Business
	Dee Merriweather	Sr.	Health Studies

2007	Camilla Blands	Soph.	Pre-Major Studies
	Alyson Butler	Fr.	Exercise Science
	Leah Drury	Sr.	Sports Management
	Kate Mastin	Sr.	Business
	Navonda Moore	Sr.	Communications
	Courtney Strauthers	Fr.	Exercise Science
	Tamara Williams	Fr.	Health Studies
2008	Camilla Blands	Jr.	Psychology
	Alyson Butler	Soph.	Exercise Science
	Daliesha Carn	Fr.	Psychology
	Katie Hancock	Fr.	Business Management
	Varisia Raffington	Fr.	Accounting
	Courtney Strauthers	Soph.	Exercise Science
	Tamara Williams	Soph.	Health Studies
2009	Alyson Butler	Jr.	Exercise Science
	Ericka Russell	Fr.	Business Administration
	Tamara Williams	Jr.	Health Studies
2010	Alyson Butler	Sr.	Exercise Science
	Katie Hancock	Jr.	Business Management
	Ericka Russell	Soph.	Business Administration
	Courtney Strauthers	Sr.	Exercise Science
	Tamara Williams	Sr.	Health Studies
2011	Katie Hancock	Sr.	Marketing
	Erin Hogue	Soph.	General Health Sciences
	Kaneisha Horn	Fr.	Sports Medicine
	Ericka Russell	Jr.	Business Administration



Ericka Russell earned her undergraduate degree in three years and will obtain her master's degree in her final year of eligibility.

ACADEMIC AWARDS AND HONORS

ACHAIAN SOCIETY

1997 Jennifer Teeple

ARTHUR ASHE ACADEMIC/ATHLETIC ACHIEVEMENT AWARD

1995 Marlene Stevenson

BLACK SCHOLAR AWARD

1995 Pam Duncan

1996 Pam Duncan

Marlene Stevenson

1997 Pam Duncan

1998 Pam Duncan

1999 Pam Duncan

2001 Manisha Redus

Oreal Taylor

2002 Joni Crenshaw

2003 Lauren Hill

Dee Merriweather

2004 Lauren Hill

Dee Merriweather

Marvely Nettles

2005 Crystal Bellinger

Natasha Gamble

Lauren Hill

Chanel Johnson

Krystle Johnson

Dee Merriweather

Marvely Nettles

2006 Lauren Hill

Dee Merriweather

Marvely Nettles

2007 Courtney Strauthers

Tamara Williams

2008 Daleisha Carn

Varisia Raffington

Courtney Strauthers

Tamara Williams

2009 Ericka Russell

Courtney Strauthers

Tamara Williams

2010 Ericka Russell

Courtney Strauthers

Tamara Williams

2011 Erin Hogue

Kaneisha Horn

Ericka Russell

BRAD C. DAVIS COMMUNITY SERVICE SCHOLARSHIP NOMINEE

2010 Alyson Butler

C & BA SCHOLAR ATHLETE

2008 Varisia Raffington

2010 Katie Hancock

Ericka Russell

CHEVRON CLASSROOM PERFORMER OF THE WEEK

1997 Leah Goss

COLLEGE OF EDUCATION HONOR GRADUATE

1993 Tracy Bowden

COSIDA ACADEMIC ALL-AMERICAN

1981 Anne Cale (Third Team)

COSIDA ACADEMIC ALL DISTRICT

1988 Shelly Pyles

COUNCIL OF PRESIDENTS' FRESHMAN ACADEMIC ACHIEVEMENT AWARDS - HUMAN ENVIRONMENTAL SCIENCE

2005 Crystal Bellinger

DEAN'S LIST - COLLEGE OF EDUCATION

2009 Alyson Butler

2010 Alyson Butler

EXCELLENCE IN SCHOLARSHIP - GENERAL BUSINESS

2011 Ericka Russell

EXCELLENCE IN SCHOLARSHIP - MANAGEMENT

2008 Nathalie Reshard

2010 Katie Hancock

EXCELLENCE IN SCHOLARSHIP - MARKETING

2005 Kate Mastin

2006 Kate Mastin

GOLDEN KEY

1997 Leah Goss

1999 Reagan Croyle

2011 Ericka Russell

HONORS GRADUATE

2004 Katie Sipe

MORTAR BOARD

1999 Reagan Croyle

MYRTLE BERRY BULLEN & OMER J. BULLEN ENDOWED SCHOLARSHIP

2010 Erin Hogue

NATIONAL SOCIETY OF COLLEGIATE SCHOLARS

2009 Ericka Russell

2010 Ericka Russell

NCAA FOUNDATION LEADERSHIP CONFERENCE DELEGATE

1997 Reagan Croyle

OUTSTANDING SENIORS IN RESTAURANT AND HOSPITALITY MANAGEMENT AWARD

2005 Katie Sipe

PAUL W. BRYANT AWARD

1988 Shelly Pyles

SUMMA CUM LAUDE

2010 Alyson Butler

WTTO 21 SCHOLAR ATHLETE OF THE WEEK

1998 Leah Goss

XXXI HONORARY

1999 Reagan Croyle

2005 Katie Sipe

HONOR SOCIETIES

ALPHA LAMBDA DELTA

2006 Crystal Bellinger

2009 Katie Hancock

Ericka Russell

2010 Ericka Russell

OMICRON DELTA KAPPA

1994 Leslie Claybrook

1997 Leah Goss

1999 Reagan Croyle

PHI UPSILON OMICRON

2001 Kari Belcher

PHI ETA SIGMA

1995 Leah Goss

2008 Varisia Raffington

2010 Ericka Russell

GAMMA BETA PHI

1995 Leah Goss

1996 Leah Goss

1998 Reagan Croyle

2005 Marvely Nettles

PHI KAPPA PHI

2009 Alyson Butler

ALL-TIME SERIES RESULTS

AKRON 3-0

Dec. 18, 1996	W	89-44	Myrtle Beach, S.C.
Dec. 6, 1997	W	94-53	Tuscaloosa, Ala.
Dec. 5, 1999	W	82-62	Akron, Ohio

ALABAMA A&M 7-0

Dec. 11, 1999	W	76-51	Tuscaloosa, Ala.
Jan. 4, 2001	W	74-41	Tuscaloosa, Ala.
Dec. 21, 2004	W	71-62	Tuscaloosa, Ala.
Dec. 1, 2005	W	81-55	Tuscaloosa, Ala.
Dec. 17, 2007	W	62-57	Tuscaloosa, Ala.
Dec. 22, 2008	W	76-65	Tuscaloosa, Ala.
Dec. 20, 2010	W	67-62	Tuscaloosa, Ala.

ALABAMA-HUNTSVILLE 6-0

Dec. 6, 1979	W	95-65	Tuscaloosa, Ala.
Jan. 14, 1980	W	104-72	Huntsville, Ala.
Jan. 22, 1981	W	80-61	Huntsville, Ala.
Feb. 5, 1981	W	87-53	Tuscaloosa, Ala.
Nov. 27, 1984	W	88-57	Huntsville, Ala.
Jan. 9, 1986	W	85-70	Huntsville, Ala.

ALABAMA STATE 13-3

Jan. 26, 1976	W	74-67	Tuscaloosa, Ala.
Feb. 2, 1976	L	76-66	Montgomery, Ala.
Dec. 15, 1979	W	85-79	Montgomery, Ala.
Dec. 2, 1980	W	94-44	Tuscaloosa, Ala.
Feb. 26, 1988	W	88-57	Tuscaloosa, Ala.
Jan. 17, 1991	W	99-71	Montgomery, Ala.
Feb. 13, 1991	W	105-74	Tuscaloosa, Ala.
Nov. 26, 1991	W	103-62	Tuscaloosa, Ala.
Feb. 6, 1992	W	85-66	Montgomery, Ala.
March 1, 1993	W	80-57	Montgomery, Ala.
Feb. 23, 1994	W	98-56	Tuscaloosa, Ala.
Jan. 31, 1996	W	105-42	Tuscaloosa, Ala.
Dec. 5, 2001	L	89-84	Montgomery, Ala.
Nov. 25, 2008	W	75-47	Tuscaloosa, Ala.
Dec. 4, 2009	L	72-67	Montgomery, Ala.
Dec. 1, 2010	W	80-31	Tuscaloosa, Ala.

ALCORN STATE 6-1

Feb. 3, 1986	W	71-58	Tuscaloosa, Ala.
Feb. 11, 1987	W	74-64	Lorman, Miss.
Feb. 10, 1988	W	82-63	Tuscaloosa, Ala.
Dec. 18, 1988	W	91-77	Tuscaloosa, Ala.
Jan. 25, 1989	L	86-71	Lorman, Miss.
Dec. 9, 1989	W	71-67	Murray, Ky.
Dec. 16, 1989	W	60-49	Tuscaloosa, Ala.

AMERICAN 1-0

Dec. 11, 1988	W	77-31	Huntington, W. Va.
---------------	---	-------	--------------------

APPALACHIAN STATE 3-0

Jan. 13, 1992	W	114-90	Boone, N.C.
Feb. 8, 1993	W	94-64	Tuscaloosa, Ala.
March 15, 1996	W	95-66	Tuscaloosa, Ala.

ARIZONA 1-0

Nov. 29, 1987	W	80-74 (2OT)	Bowling Green, Ky.
---------------	---	-------------	--------------------

ARIZONA STATE 2-0

Dec. 28, 1988	W	84-67	Jamaica, N.Y.
Nov. 28, 1996	W	102-74	San Juan, Puerto Rico

ARKANSAS 14-15

Jan. 26, 1980	L	68-54	Fayetteville, Ark.
Jan. 17, 1981	W	70-65	Tuscaloosa, Ala.
Feb. 22, 1992	W	80-76	Fayetteville, Ark.
Feb. 20, 1993	W	66-56	Tuscaloosa, Ala.
Feb. 2, 1994	L	82-75	Fayetteville, Ark.
Dec. 6, 1994	W	93-79	Tuscaloosa, Ala.
March 4, 1995	W	86-72	Chattanooga, Tenn.
Jan. 4, 1996	W	92-85 (OT)	Fayetteville, Ark.
Feb. 6, 1997	W	102-61	Tuscaloosa, Ala.
March 1, 1997	W	85-63	Chattanooga, Tenn.
Jan. 11, 1998	L	102-90 (OT)	Fayetteville, Ark.
Feb. 18, 1999	L	77-73	Tuscaloosa, Ala.
Feb. 3, 2000	L	66-62	Fayetteville, Ark.
Feb. 1, 2001	W	74-69	Tuscaloosa, Ala.
Jan. 10, 2002	W	84-70	Fayetteville, Ark.
Feb. 2, 2002	L	72-70	Tuscaloosa, Ala.
Feb. 2, 2003	L	59-58	Tuscaloosa, Ala.
March 2, 2003	L	68-57	Fayetteville, Ark.
March 6, 2003	L	53-48	Little Rock, Ark.
Feb. 15, 2004	W	68-65	Tuscaloosa, Ala.
Feb. 10, 2005	L	83-68	Fayetteville, Ark.
Jan. 15, 2006	W	75-73	Tuscaloosa, Ala.
Jan. 18, 2007	L	71-63	Fayetteville, Ark.
Jan. 17, 2008	L	63-49	Tuscaloosa, Ala.
Feb. 22, 2009	L	74-69	Fayetteville, Ark.
Jan. 24, 2010	L	66-62 (OT)	Fayetteville, Ark.
Feb. 21, 2010	W	69-58	Fayetteville, Ark.
Jan. 16, 2011	L	57-53	Tuscaloosa, Ala.
Feb. 27, 2011	W	92-79	Fayetteville, Ark.

ARKANSAS-PINE BLUFF 1-0

Dec. 4, 2010	W	90-56	Tuscaloosa, Ala.
--------------	---	-------	------------------

ARKANSAS STATE 3-2

Dec. 19, 1985	W	87-68	Jonesboro, Ark.
Jan. 15, 1988	W	83-64	Tuscaloosa, Ala.
Dec. 8, 1989	W	84-65	Murray, Ky.
Nov. 13, 2007	L	73-56	Jonesboro, Ark.
Nov. 18, 2007	L	49-45	Tuscaloosa, Ala.

ARMY 0-1

Jan. 5, 1980	L	62-50	Miami, Fla.
--------------	---	-------	-------------

ATHENS COLLEGE 2-0

Dec. 6, 1974	W	78-50	Athens, Ala.
Feb. 1, 1975	W	48-35	Tuscaloosa, Ala.

AUBURN 33-40

Feb. 14, 1975	L	93-71	Auburn, Ala.
Feb. 21, 1975	L	78-60	Auburn, Ala.
March 1, 1975	L	79-74	Tuscaloosa, Ala.
Nov. 17, 1975	L	76-54	Auburn, Ala.
March 1, 1976	W	71-62	Tuscaloosa, Ala.
March 10, 1976	W	90-74	Tuscaloosa, Ala.
Nov. 29, 1976	W	86-81	Tuscaloosa, Ala.
Dec. 16, 1976	W	65-59	Auburn, Ala.
Feb. 24, 1977	W	81-66	Tuscaloosa, Ala.
Nov. 30, 1977	W	67-50	Tuscaloosa, Ala.
Jan. 28, 1978	W	56-48	Auburn, Ala.
Jan. 4, 1979	W	86-67	Starkville, Miss.
Jan. 20, 1979	L	75-64	Auburn, Ala.
Feb. 17, 1979	W	62-55	Tuscaloosa, Ala.

Feb. 24, 1979	L	80-72	Troy, Ala.
Jan. 23, 1980	L	77-71	Auburn, Ala.
Jan. 12, 1981	W	66-65	Tuscaloosa, Ala.
Feb. 1, 1981	L	61-50	Baton Rouge, La.
Feb. 28, 1981	L	67-50	Troy, Ala.
Jan. 27, 1982	L	72-56	Auburn, Ala.
Feb. 22, 1982	L	63-59	Tuscaloosa, Ala.
Jan. 5, 1983	L	60-49	Auburn, Ala.
Feb. 9, 1983	L	79-63	Tuscaloosa, Ala.
Jan. 5, 1984	W	65-56	Auburn, Ala.
Feb. 9, 1984	W	64-60	Tuscaloosa, Ala.
Jan. 16, 1985	L	71-53	Auburn, Ala.
Feb. 18, 1985	W	84-67	Tuscaloosa, Ala.
Jan. 15, 1986	L	87-86 (OT)	Tuscaloosa, Ala.
Feb. 21, 1987	L	78-60	Auburn, Ala.
March 5, 1987	L	89-61	Albany, Ga.
Jan. 27, 1988	L	88-57	Tuscaloosa, Ala.
Feb. 22, 1989	L	89-44	Auburn, Ala.
Feb. 21, 1990	W	71-68	Tuscaloosa, Ala.
Feb. 2, 1991	L	77-48	Auburn, Ala.
Feb. 12, 1992	W	72-69	Tuscaloosa, Ala.
Feb. 17, 1993	L	93-67	Auburn, Ala.
Feb. 16, 1994	W	84-71	Tuscaloosa, Ala.
Jan. 28, 1995	L	86-70	Auburn, Ala.
Jan. 24, 1996	W	69-67	Tuscaloosa, Ala.
Feb. 13, 1996	L	75-58	Auburn, Ala.
March 2, 1996	W	65-59	Chattanooga, Tenn.
Jan. 7, 1997	W	68-65	Auburn, Ala.
Feb. 11, 1997	W	89-57	Tuscaloosa, Ala.
Jan. 7, 1998	W	62-46	Tuscaloosa, Ala.
Feb. 11, 1998	W	62-45	Auburn, Ala.
Jan. 7, 1999	L	73-69	Auburn, Ala.
Feb. 11, 1999	W	72-57	Tuscaloosa, Ala.
Feb. 26, 1999	W	76-72	Chattanooga, Tenn.
Jan. 13, 2000	L	69-51	Auburn, Ala.
Feb. 13, 2000	L	69-59	Tuscaloosa, Ala.
Jan. 11, 2001	W	60-53	Tuscaloosa, Ala.
Feb. 11, 2001	W	61-60	Auburn, Ala.
March 1, 2001	W	59-55	Memphis, Tenn.
Jan. 24, 2002	W	78-70	Tuscaloosa, Ala.
Feb. 10, 2002	W	60-57	Auburn, Ala.
Jan. 19, 2003	L	65-61	Auburn, Ala.
Feb. 27, 2003	W	67-62	Tuscaloosa, Ala.
Jan. 22, 2004	L	70-61	Auburn, Ala.
Feb. 26, 2004	L	72-40	Tuscaloosa, Ala.
Jan. 23, 2005	L	59-43	Auburn, Ala.
Feb. 17, 2005	L	74-63	Tuscaloosa, Ala.
Jan. 8, 2006	W	68-54	Tuscaloosa, Ala.
Jan. 26, 2006	L	65-56	Auburn, Ala.
Jan. 7, 2007	L	63-58	Tuscaloosa, Ala.
Feb. 1, 2007	L	93-61	Auburn, Ala.
Jan. 27, 2008	L	62-48	Tuscaloosa, Ala.
Feb. 14, 2008	L	74-49	Auburn, Ala.
Jan. 22, 2009	L	84-66	Auburn, Ala.
Feb. 8, 2009	L	81-54	Tuscaloosa, Ala.
Jan. 14, 2010	L	74-62	Auburn, Ala.
Feb. 7, 2010	W	55-53	Tuscaloosa, Ala.
Jan. 2, 2011	L	66-55	Tuscaloosa, Ala.
Feb. 17, 2011	W	59-51	Auburn, Ala.

AUBURN-MONTGOMERY 2-0

Dec. 2, 1990	W	92-69	Tuscaloosa, Ala.
Dec. 15, 1990	W	78-57	Montgomery, Ala.

ALL-TIME SERIES RESULTS

AUSTIN PEAY 3-0

Dec. 17, 1991	W	97-80	Clarksville, Tenn.
Dec. 15, 1992	W	111-79	Tuscaloosa, Ala.
Dec. 20, 2008	W	63-53	Tuscaloosa, Ala.

BELHAVEN 2-0

Nov. 24, 1980	W	97-54	Tuscaloosa, Ala.
Nov. 10, 1981	W	64-62	Jackson, Miss.

BALL STATE 1-0

Dec. 30, 2008	W	81-75	Tuscaloosa, Ala.
---------------	---	-------	------------------

BELMONT 5-3

March 23, 1977	L	88-73	Amarillo, Texas
Jan. 6, 2000	W	84-58	Tuscaloosa, Ala.
Dec. 2, 2000	W	70-67	Nashville, Tenn.
Dec. 20, 2006	W	52-51	Tuscaloosa, Ala.
Nov. 28, 2007	L	75-58	Nashville, Tenn.
Dec. 29, 2008	W	54-49	Tuscaloosa, Ala.
Nov. 21, 2009	L	69-67 (OT)	Nashville, Tenn.
Dec. 18, 2010	W	64-46	Tuscaloosa, Ala.

BETHUNE-COOKMAN 2-0

Dec. 18, 1995	W	94-35	Tuscaloosa, Ala.
Dec. 18, 2003	W	77-44	Orlando, Fla.

BIRMINGHAM SOUTHERN 3-0

Nov. 27, 2001	W	73-38	Birmingham, Ala.
Nov. 26, 2002	W	75-58	Tuscaloosa, Ala.
Dec. 18, 2006	W	83-66	Tuscaloosa, Ala.

BOSTON COLLEGE 2-1

Dec. 6, 1985	W	78-69	Evanston, Ill.
Dec. 28, 1997	W	79-70 (OT)	Philadelphia, Pa.
Nov. 28, 2003	L	77-56	Fort Collins, Colo.

BUCKNELL 1-0

Dec. 29, 2002	W	89-64	Jersey City, N.J.
---------------	---	-------	-------------------

BYU 1-0

Dec. 21, 2002	W	70-59	Albuquerque, N.M.
---------------	---	-------	-------------------

CALIFORNIA 1-0

Nov. 24, 2000	W	76-63	Chicago, Ill.
---------------	---	-------	---------------

CAL STATE-BAKERSFIELD 1-0

Nov. 28, 2009	W	87-79	San Luis Obispo, Calif.
---------------	---	-------	-------------------------

CAL STATE-FULLERTON 0-1

Dec. 8, 1984	L	65-64	Las Vegas, Nev.
--------------	---	-------	-----------------

CAL STATE-NORTHRIDGE 1-0

Nov. 25, 2006	W	75-56	Moraga, Calif.
---------------	---	-------	----------------

CARSON-NEWMAN 1-1

Jan. 9, 1982	L	63-59	Jefferson City, Tenn.
Jan. 22, 1982	W	85-49	Tuscaloosa, Ala.

CENTENARY 1-0

Nov. 14, 2008	W	64-55	Tuscaloosa, Ala.
---------------	---	-------	------------------

CENTRAL ARKANSAS 1-0

Nov. 14, 2010	W	87-76	Tuscaloosa, Ala.
---------------	---	-------	------------------

CENTRAL MICHIGAN 1-0

March 18, 1984	W	78-70	Mt. Pleasant, Mich.
----------------	---	-------	---------------------

CHARLESTON 1-0

Jan. 8, 1982	W	71-68	Jefferson City, Tenn.
--------------	---	-------	-----------------------

CHATTANOOGA 5-4

Nov. 19, 1981	L	85-79	Chattanooga, Tenn.
Dec. 19, 1981	W	89-59	Birmingham, Ala.
Dec. 17, 1982	L	63-51	Tuscaloosa, Ala.
Jan. 3, 1985	W	92-64	Chattanooga, Tenn.
Dec. 31, 1986	W	81-69	Chattanooga, Tenn.
Nov. 24, 1989	W	86-59	Atlanta, Ga.
March 16, 2000	L	70-68	Chattanooga, Tenn.
Nov. 29, 2006	W	68-56	Tuscaloosa, Ala.
Dec. 15, 2007	L	62-34	Chattanooga, Tenn.

CINCINNATI 1-0

Dec. 6, 1991	W	100-80	Murfreesboro, Tenn.
--------------	---	--------	---------------------

CLEMSON 2-2

Jan. 10, 1981	L	79-72	Tuscaloosa, Ala.
Feb. 1, 1986	W	88-69	Tuscaloosa, Ala.
Dec. 30, 1986	W	85-79	Clemson, S.C.
Dec. 19, 1992	L	79-68	Tuscaloosa, Ala.

COLORADO STATE 1-0

Dec. 2, 1994	W	74-62	Irvine, Calif.
--------------	---	-------	----------------

COLUMBIA 1-0

Nov. 26, 2005	W	81-66	Seattle, Wash.
---------------	---	-------	----------------

CONNECTICUT 0-2

March 23, 1995	L	87-56	Storrs, Conn.
Dec. 8, 1995	L	81-67	Richmond, Va.

COPPIN STATE 1-0

Dec. 3, 1993	W	98-31	Tuscaloosa, Ala.
--------------	---	-------	------------------

CREIGHTON 1-0

Dec. 20, 2000	W	66-56	Nassau, Bahamas
---------------	---	-------	-----------------

DELAWARE 0-1

Dec. 29, 2004	L	67-59	Bethlehem, Pa.
---------------	---	-------	----------------

DELAWARE STATE 1-0

Dec. 7, 1990	W	96-44	Radford, Va.
--------------	---	-------	--------------

DELTA STATE 3-2

March 11, 1977	L	81-47	Cleveland, Miss.
March 9, 1978	L	74-61	Tallahassee, Fla.
Jan. 9, 1984	W	84-66	Cleveland, Miss.
Feb. 4, 1984	W	94-66	Tuscaloosa, Ala.
Dec. 4, 1993	W	91-71	Ruston, La.

DePAUL 3-1

Jan. 14, 1983	W	82-66	Chicago, Ill.
Dec. 9, 1983	W	81-53	Tuscaloosa, Ala.
Nov. 30, 1991	L	91-86	Chicago, Ill.
Nov. 28, 1998	W	87-67	Chicago, Ill.

DRAKE 1-0

Nov. 27, 1999	W	87-77	Cancun, Mexico
---------------	---	-------	----------------

DUKE 1-0

March 18, 1995	W	121-120 (4OT)	Tuscaloosa, Ala.
----------------	---	---------------	------------------

EAST CAROLINA 1-2

Dec. 29, 1993	W	107-53	Orlando, Fla.
Dec. 8, 2002	L	81-72	Greenville, N.C.
Jan. 2, 2006	L	61-55	Tuscaloosa, Ala.

EAST TENNESSEE STATE 3-1

Dec. 8, 1993	W	86-65	Johnson City, Tenn.
Jan. 3, 1995	W	102-64	Tuscaloosa, Ala.
Dec. 2, 1996	W	95-64	Johnson City, Tenn.
Jan. 2, 2008	L	73-62	Tuscaloosa, Ala.

EASTERN KENTUCKY 1-0

March 17, 2002	W	99-77	Richmond, Ky.
----------------	---	-------	---------------

EASTERN MICHIGAN 0-1

Nov. 23, 2007	L	52-43	Freeport, Bahamas
---------------	---	-------	-------------------

EASTERN WASHINGTON 1-0

Nov. 26, 1993	W	82-62	Des Moines, Iowa
---------------	---	-------	------------------

EDINBORO 0-1

Jan. 5, 1980	L	74-72	Miami, Fla.
--------------	---	-------	-------------

ELON 1-0

Dec. 18, 1998	W	74-49	Las Cruces, N.M.
---------------	---	-------	------------------

FLAGLER 0-1

March 7, 1975	L	66-65	Athens, Ala.
---------------	---	-------	--------------

FLORIDA 29-21

March 11, 1976	L	64-56	Cleveland, Miss.
Jan. 5, 1977	W	78-72	Gainesville, Fla.
Jan. 17, 1977	W	92-74	Tuscaloosa, Ala.
Jan. 30, 1978	W	70-56	Gainesville, Fla.
Feb. 13, 1978	W	73-56	Tuscaloosa, Ala.
March 4, 1978	L	80-71	Starkville, Miss.
Jan. 22, 1979	L	88-80	Gainesville, Fla.
Jan. 19, 1980	W	85-66	Pensacola, Fla.
Dec. 15, 1980	W	89-66	Tuscaloosa, Ala.
Jan. 29, 1981	W	67-54	Baton Rouge, La.
Feb. 14, 1981	W	95-63	Gainesville, Fla.
Jan. 16, 1982	W	59-58	Pensacola, Fla.
Feb. 12, 1983	W	83-56	Pensacola, Fla.
March 3, 1983	W	69-53	Knoxville, Tenn.
Jan. 26, 1986	W	83-62	Tuscaloosa, Ala.
Feb. 28, 1986	W	71-57	Athens, Ga.
Feb. 28, 1987	W	87-65	Tuscaloosa, Ala.
Feb. 3, 1988	W	75-53	Gainesville, Fla.
Jan. 14, 1989	L	76-75	Gainesville, Fla.
Jan. 24, 1990	W	84-71	Tuscaloosa, Ala.
Feb. 9, 1991	L	93-90 (OT)	Gainesville, Fla.
March 1, 1991	W	95-75	Albany, Ga.
Jan. 4, 1992	L	103-101 (2OT)	Tuscaloosa, Ala.
Jan. 2, 1993	L	81-75	Gainesville, Fla.
March 6, 1993	W	88-73	Chattanooga, Tenn.
Jan. 16, 1994	L	80-75	Tuscaloosa, Ala.
Jan. 15, 1995	L	97-88	Gainesville, Fla.
Feb. 17, 1996	W	73-54	Tuscaloosa, Ala.
Feb. 16, 1997	W	86-81	Gainesville, Fla.

RECORDS & HISTORY

ALL-TIME SERIES RESULTS

March 2, 1997	L	83-72	Chattanooga, Tenn.
Dec. 21, 1997	L	70-62	Gainesville, Fla.
Feb. 14, 1998	W	73-51	Tuscaloosa, Ala.
Feb. 28, 1998	W	74-61	Columbus, Ga.
Dec. 10, 1998	L	77-71	Tuscaloosa, Ala.
Feb. 15, 1999	W	75-73	Gainesville, Fla.
Feb. 27, 2000	L	84-60	Gainesville, Fla.
Feb. 25, 2001	L	74-62	Tuscaloosa, Ala.
Jan. 13, 2002	L	83-77	Gainesville, Fla.
Feb. 16, 2003	W	69-65	Tuscaloosa, Ala.
Jan. 29, 2004	L	76-69	Gainesville, Fla.
Feb. 6, 2005	W	77-66	Tuscaloosa, Ala.
March 3, 2005	W	62-58	Greenville, S.C.
Jan. 5, 2006	L	59-44	Gainesville, Fla.
Feb. 18, 2007	L	66-64	Tuscaloosa, Ala.
Jan. 13, 2008	L	80-65	Gainesville, Fla.
Feb. 5, 2009	L	92-71	Tuscaloosa, Ala.
Jan. 21, 2010	W	82-58	Tuscaloosa, Ala.
Feb. 28, 2010	W	66-61	Gainesville, Fla.
Jan. 27, 2011	L	70-64	Gainesville, Fla.
Feb. 13, 2011	W	64-59	Tuscaloosa, Ala.

FLORIDA A&M 2-1

Nov. 28, 1986	W	81-60	Atlanta, Ga.
Dec. 17, 2008	W	70-68 (OT)	Tuscaloosa, Ala.
Dec. 16, 2009	L	61-52	Tallahassee, Fla.

FLORIDA INTERNATIONAL 1-1

Dec. 21, 2003	L	61-55	Miami, Fla.
Jan. 3, 2005	W	60-54	Tuscaloosa, Ala.

FLORIDA STATE 5-5

Jan. 12, 1980	W	88-61	Tuscaloosa, Ala.
Nov. 28, 1980	L	77-76	Orlando, Fla.
Dec. 6, 1982	L	73-64	Tuscaloosa, Ala.
Feb. 16, 1982	W	64-61	Tallahassee, Fla.
Feb. 1, 1988	W	70-64	Tallahassee, Fla.
Jan. 30, 1989	W	70-68	Tuscaloosa, Ala.
Dec. 6, 1989	L	81-76	Tuscaloosa, Ala.
Jan. 16, 1991	L	88-65	Tallahassee, Fla.
Dec. 31, 1993	W	87-33	Orlando, Fla.
Nov. 26, 2010	L	68-61	Freeport, Bahamas

FREED-HARDEMAN 1-0

Feb. 6, 1981	W	95-51	Tuscaloosa, Ala.
--------------	---	-------	------------------

FURMAN 1-0

Nov. 14, 1997	W	91-41	Tuscaloosa, Ala.
---------------	---	-------	------------------

GEORGIA 9-33

Jan. 24, 1977	W	77-62	Athens, Ga.
Feb. 3, 1979	W	81-65	Tuscaloosa, Ala.
Jan. 9, 1981	W	72-61	Clemson, S.C.
Jan. 31, 1981	W	80-66	Baton Rouge, La.
March 5, 1984	L	74-65	Athens, Ga.
Feb. 5, 1986	L	73-69	Tuscaloosa, Ala.
March 1, 1986	L	88-71	Athens, Ga.
Nov. 30, 1986	L	78-59	Atlanta, Ga.
Feb. 1, 1987	L	77-55	Athens, Ga.
Jan. 7, 1988	L	84-67	Tuscaloosa, Ala.
Feb. 11, 1989	L	56-55	Athens, Ga.
Jan. 9, 1990	L	70-65	Tuscaloosa, Ala.
Feb. 20, 1991	L	83-47	Athens, Ga.

March 2, 1991	L	78-69	Albany, Ga.
Feb. 29, 1992	W	105-81	Tuscaloosa, Ala.
Feb. 28, 1993	W	67-50	Athens, Ga.
March 7, 1993	L	76-72	Chatanooga, Tenn.
Jan. 5, 1994	W	70-57	Tuscaloosa, Ala.
Jan. 18, 1995	L	91-67	Athens, Ga.
Dec. 18, 1996	L	89-83	Tuscaloosa, Ala.
Jan. 15, 1997	W	68-64	Athens, Ga.
Feb. 8, 1998	W	90-77	Tuscaloosa, Ala.
Jan. 3, 1999	L	85-70	Athens, Ga.
Jan. 9, 2000	L	71-62	Tuscaloosa, Ala.
Feb. 24, 2000	L	72-37	Athens, Ga.
Jan. 7, 2001	L	96-41	Athens, Ga.
Feb. 22, 2001	L	71-48	Tuscaloosa, Ala.
Feb. 21, 2002	L	73-62	Athens, Ga.
Feb. 28, 2002	L	64-60	Nashville, Tenn.
Jan. 23, 2003	L	77-47	Tuscaloosa, Ala.
Feb. 1, 2004	L	71-68	Athens, Ga.
Feb. 3, 2005	L	72-63	Tuscaloosa, Ala.
Feb. 5, 2006	L	84-59	Athens, Ga.
Feb. 8, 2007	L	92-51	Tuscaloosa, Ala.
Jan. 20, 2008	L	71-53	Athens, Ga.
March 6, 2008	L	71-62	Nashville, Tenn.
Jan. 25, 2009	L	63-61	Tuscaloosa, Ala.
Jan. 3, 2010	L	52-44	Tuscaloosa, Ala.
Feb. 14, 2010	L	76-47	Athens, Ga.
March 4, 2010	L	73-66	Duluth, Ga.
Jan. 20, 2011	L	60-51	Tuscaloosa, Ala.
Feb. 6, 2011	L	81-54	Athens, Ga.

GEORGIA SOUTHERN 6-1

Jan. 31, 1975	L	73-66	Tuscaloosa, Ala.
Jan. 11, 1989	W	73-54	Tuscaloosa, Ala.
March 17, 1993	W	102-70	Tuscaloosa, Ala.
Feb. 18, 1998	W	87-48	Statesboro, Ga.
Nov. 15, 1998	W	72-40	Tuscaloosa, Ala.
Dec. 22, 2005	W	76-71	Tuscaloosa, Ala.
Nov. 19, 2010	W	65-55	Statesboro, Ga.

GEORGIA STATE 8-1

Dec. 19, 1977	W	68-58	Atlanta, Ga.
Feb. 14, 1979	L	92-84	Tuscaloosa, Ala.
Dec. 5, 1981	W	71-54	Tuscaloosa, Ala.
Jan. 4, 1982	W	75-68	Atlanta, Ga.
Dec. 4, 1982	W	94-67	Atlanta, Ga.
Jan. 7, 1984	W	95-83	Tuscaloosa, Ala.
Feb. 1, 1985	W	100-67	Tuscaloosa, Ala.
Nov. 25, 1989	W	102-70	Atlanta, Ga.
Dec. 21, 1990	W	62-21	Tuscaloosa, Ala.

GEORGIA TECH 3-0

Nov. 23, 1982	W	63-56	Tuscaloosa, Ala.
Nov. 30, 1983	W	79-47	Tuscaloosa, Ala.
Dec. 29, 1992	W	103-101 (OT)	Atlanta, Ga.

GRAMBLING STATE 5-0

Dec. 18, 1992	W	117-51	Tuscaloosa, Ala.
Dec. 4, 1993	W	81-50	Tuscaloosa, Ala.
Nov. 26, 1994	W	90-70	Tuscaloosa, Ala.
Dec. 27, 1996	W	70-67	Tuscaloosa, Ala.
March 12, 1999	W	80-68	Chapel Hill, N.C.

HAMPTON 2-0

Dec. 20, 2007	W	63-60 (OT)	Tuscaloosa, Ala.
Nov. 22, 2008	W	69-60	Hampton, Va.

HOUSTON 1-3

Dec. 2, 1989	L	71-51	Murfreesboro, Tenn.
Dec. 20, 1991	W	93-80	Tuscaloosa, Ala.
Jan. 4, 2003	L	68-62	Houston, Texas
Jan. 3, 2004	L	76-70	Tuscaloosa, Ala.

IDAHO STATE 1-0

Dec. 12, 1981	W	93-55	Columbia, Mo.
---------------	---	-------	---------------

ILLINOIS 2-1

Jan. 7, 1994	W	79-68	Champaign, Ill.
Jan. 10, 1995	W	84-47	Tuscaloosa, Ala.
Nov. 29, 2009	L	64-55	San Luis Obispo, Calif.

ILLINOIS-CHICAGO 3-0

Dec. 18, 1986	W	102-58	Tuscaloosa, Ala.
Nov. 25, 2000	W	73-43	Chicago, Ill.
Dec. 16, 2002	W	80-72	Tuscaloosa, Ala.

INDIANA 1-0

Nov. 30, 1997	W	77-70	Honolulu, Hawaii
---------------	---	-------	------------------

INDIANA STATE 0-1

March 24, 1977	L	84-75	Amarillo, Texas
----------------	---	-------	-----------------

IOWA 1-0

March 20, 1994	W	84-78	Tuscaloosa, Ala.
----------------	---	-------	------------------

IOWA STATE 1-1

Nov. 27, 1993	W	99-57	Des Moines, Iowa
Nov. 29, 1998	L	61-58	Honolulu, Hawaii

JACKSON STATE 7-0

Nov. 28, 1985	W	79-50	Tuscaloosa, Ala.
Dec. 18, 1985	W	80-68	Jackson, Miss.
Dec. 19, 1991	W	86-60	Tuscaloosa, Ala.
Dec. 9, 1995	W	92-62	Las Cruces, N.M.
Dec. 6, 1996	W	62-37	Tuscaloosa, Ala.
Jan. 27, 1997	W	78-44	Tuscaloosa, Ala.
Nov. 17, 2009	W	79-39	Tuscaloosa, Ala.

JACKSONVILLE STATE 6-0

Jan. 23, 1978	W	78-56	Tuscaloosa, Ala.
Feb. 8, 1990	W	69-63	Tuscaloosa, Ala.
Nov. 27, 1990	W	89-79	Tuscaloosa, Ala.
Dec. 18, 2001	W	72-53	Jacksonville, Ala.
Dec. 2, 2003	W	81-52	Tuscaloosa, Ala.
Dec. 22, 2007	W	63-54	Tuscaloosa, Ala.

JUDSON 6-2

Dec. 6, 1974	W	77-53	Athens, Ala.
Jan. 16, 1975	W	71-63	Tuscaloosa, Ala.
Jan. 30, 1975	L	63-57	Marion, Ala.
Feb. 22, 1975	L	61-29	Auburn, Ala.
Jan. 19, 1975	W	73-63	Tuscaloosa, Ala.
Feb. 16, 1976	W	84-73	Marion, Ala.
Feb. 19, 1977	W	95-43	Tuscaloosa, Ala.
Feb. 20, 1978	W	87-47	Marion, Ala.

ALL-TIME SERIES RESULTS

KANSAS 0-1
 Dec. 12, 2010 L 79-57 Lawrence, Kan.

KANSAS STATE 1-1
 Nov. 26, 1999 W 63-60 Cancun, Mexico
 Dec. 18, 2004 L 71-52 Springfield, Mo.

KENTUCKY 15-20
 Jan. 20, 1978 W 66-62 Lexington, Ky.
 Jan. 13, 1979 W 83-70 Tuscaloosa, Ala.
 Feb. 8, 1980 L 77-69 Knoxville, Tenn.
 Feb. 26, 1982 L 82-76 Lexington, Ky.
 Jan. 18, 1983 L 104-77 Tuscaloosa, Ala.
 Dec. 20, 1983 W 78-49 Lexington, Ky.
 Feb. 12, 1986 W 76-75 Tuscaloosa, Ala.
 Feb. 7, 1987 L 89-80 Lexington, Ky.
 Jan. 13, 1988 W 74-54 Tuscaloosa, Ala.
 Feb. 17, 1989 L 89-84 Lexington, Ky.
 Feb. 17, 1990 L 74-58 Tuscaloosa, Ala.
 Jan. 24, 1991 W 72-65 Lexington, Ky.
 Feb. 1, 1992 W 78-72 Tuscaloosa, Ala.
 March 6, 1992 L 95-87 Albany, Ga.
 Jan. 31, 1993 L 77-73 Lexington, Ky.
 Feb. 13, 1994 W 96-82 Tuscaloosa, Ala.
 Feb. 18, 1995 W 68-62 Lexington, Ky.
 Jan. 20, 1996 W 66-51 Tuscaloosa, Ala.
 Jan. 22, 1997 W 78-62 Cincinnati, Ohio
 Jan. 24, 1998 W 62-56 Tuscaloosa, Ala.
 Jan. 24, 1999 L 76-72 Lexington, Ky.
 Jan. 27, 2000 W 68-67 Tuscaloosa, Ala.
 March 2, 2000 L 67-63 Chattanooga, Tenn.
 Jan. 25, 2001 L 71-64 Lexington, Ky.
 Jan. 6, 2002 L 63-62 Tuscaloosa, Ala.
 Jan. 27, 2002 W 61-58 Lexington, Ky.
 Jan. 12, 2003 L 59-55 Lexington, Ky.
 Feb. 23, 2003 L 73-71 (2OT) Tuscaloosa, Ala.
 Feb. 22, 2004 L 62-59 Lexington, Ky.
 Jan. 9, 2005 W 69-39 Tuscaloosa, Ala.
 Feb. 26, 2006 L 80-60 Lexington, Ky.
 Jan. 11, 2007 L 63-62 Tuscaloosa, Ala.
 Feb. 17, 2008 L 64-44 Lexington, Ky.
 Jan. 15, 2009 L 67-57 Tuscaloosa, Ala.
 Jan. 17, 2010 L 88-63 Lexington, Ky.

LAMAR 2-1
 Nov. 29, 1989 W 71-64 Beaumont, Texas
 Dec. 20, 1990 L 72-62 Tuscaloosa, Ala.
 Dec. 9, 1994 W 102-50 Arlington, Texas

LAMBUTH 1-0
 Feb. 13, 1976 W 80-49 Jackson, Tenn.

LIBERTY 1-0
 Dec. 7, 2002 W 67-64 Greenville, N.C.

LIPSCOMB 1-0
 Jan. 24, 1986 W 78-50 Nashville, Tenn.

LIVINGSTON 4-0
 Dec. 3, 1981 W 72-63 Tuscaloosa, Ala.
 Feb. 16, 1982 W 69-66 Livingston, Ala.
 Dec. 3, 1986 W 81-70 Tuscaloosa, Ala.
 Dec. 8, 1987 W 88-72 Livingston, Ala.

LONG BEACH STATE 1-0
 Nov. 29, 2003 W 84-66 Fort Collins, Colo.

LOUISIANA-MONROE 1-0
 Nov. 29, 1991 W 118-86 Chicago, Ill.

LOUISIANA TECH 1-11
 Dec. 9, 1982 L 83-55 Ruston, La.
 Feb. 9, 1985 L 76-51 Ruston, La.
 Feb. 22, 1986 L 82-77 Tuscaloosa, Ala.
 Jan. 29, 1990 L 66-49 Tuscaloosa, Ala.
 Jan. 3, 1991 L 63-57 Ruston, La.
 Dec. 5, 1993 L 93-72 Ruston, La.
 Dec. 11, 1993 W 99-77 Tuscaloosa, Ala.
 April 2, 1994 L 69-66 Richmond, Va.
 Feb. 11, 1995 L 72-56 Ruston, La.
 March 21, 1998 L 71-57 Lubbock, Texas
 Dec. 16, 2006 L 66-57 Ruston, La.
 Dec. 5, 2007 L 62-61 Tuscaloosa, Ala.

LOUISVILLE 3-1
 Dec. 18, 1983 W 71-55 Louisville, Ky.
 Jan. 21, 1985 W 74-63 Tuscaloosa, Ala.
 Nov. 23, 2001 W 90-89 Malibu, Calif.
 Nov. 28, 2008 L 73-56 Reno, Nev.

LOYOLA-CHICAGO 2-0
 Dec. 2, 1991 W 83-74 Chicago, Ill.
 Feb. 3, 1993 W 107-64 Tuscaloosa, Ala.

LSU 16-32
 Jan. 8, 1977 L 81-80 Tuscaloosa, Ala.
 Feb. 5, 1997 L 99-75 Baton Rouge, La.
 Jan. 4, 1978 L 84-60 Tuscaloosa, Ala.
 Nov. 18, 1978 L 105-57 Baton Rouge, La.
 Feb. 16, 1980 W 79-58 Tuscaloosa, Ala.
 Jan. 3, 1981 L 80-68 Baton Rouge, La.
 Feb. 13, 1982 W 80-78 Tuscaloosa, Ala.
 Feb. 20, 1982 L 76-64 Baton Rouge, La.
 Jan. 22, 1983 L 77-73 Tuscaloosa, Ala.
 Feb. 19, 1983 L 72-56 Baton Rouge, La.
 Jan. 21, 1984 L 73-61 Baton Rouge, La.
 Feb. 17, 1984 L 78-74 Tuscaloosa, Ala.
 Jan. 19, 1985 L 83-76 (2OT) Tuscaloosa, Ala.
 Feb. 6, 1985 L 87-76 Baton Rouge, La.
 Feb. 8, 1986 L 83-82 Tuscaloosa, Ala.
 Feb. 15, 1987 L 81-66 Baton Rouge, La.
 Jan. 20, 1988 W 81-79 (OT) Tuscaloosa, Ala.
 Jan. 21, 1989 L 74-71 Baton Rouge, La.
 Jan. 21, 1990 W 67-66 Tuscaloosa, Ala.
 Feb. 16, 1991 L 78-66 Baton Rouge, La.
 Jan. 18, 1992 W 80-72 Tuscaloosa, Ala.
 Jan. 16, 1993 W 74-69 Baton Rouge, La.
 March 5, 1993 W 106-86 Chattanooga, Tenn.
 Jan. 30, 1994 W 91-74 Tuscaloosa, Ala.
 Jan. 31, 1995 W 90-60 Baton Rouge, La.
 Feb. 3, 1996 W 86-60 Tuscaloosa, Ala.
 March 3, 1996 W 86-70 Chattanooga, Tenn.
 Feb. 1, 1997 L 84-74 Baton Rouge, La.
 Jan. 29, 1998 W 67-54 Baton Rouge, La.
 Feb. 3, 1998 W 73-51 Tuscaloosa, Ala.
 Jan. 28, 1999 W 71-66 Tuscaloosa, Ala.
 Feb. 3, 1999 L 75-50 Baton Rouge, La.

Feb. 10, 2000 W 72-68 Tuscaloosa, Ala.
 Feb. 8, 2001 L 74-58 Baton Rouge, La.
 Feb. 24, 2002 W 82-73 Tuscaloosa, Ala.
 Feb. 13, 2003 L 85-43 Baton Rouge, La.
 Feb. 5, 2004 L 103-68 Tuscaloosa, Ala.
 Jan. 16, 2005 L 76-51 Baton Rouge, La.
 March 4, 2005 L 60-59 Greenville, S.C.
 Jan. 19, 2006 L 79-43 Baton Rouge, La.
 Feb. 23, 2006 L 86-61 Tuscaloosa, Ala.
 Jan. 21, 2007 L 61-45 Tuscaloosa, Ala.
 Feb. 25, 2007 L 70-27 Baton Rouge, La.
 Feb. 7, 2008 L 89-53 Tuscaloosa, Ala.
 Jan. 11, 2009 L 55-34 Baton Rouge, La.
 Jan. 31, 2010 L 78-41 Tuscaloosa, Ala.
 Jan. 9, 2011 L 72-43 Baton Rouge, La.
 March 3, 2011 L 60-36 Nashville, Tenn.

LYNN 1-0
 Dec. 7, 1996 W 85-44 Tuscaloosa, Ala.

MAINE 1-1
 Jan. 5, 1995 L 75-73 Orono, Maine
 Nov. 25, 1995 W 79-43 Tuscaloosa, Ala.

MARQUETTE 1-0
 Dec. 8, 1985 W 66-40 Milwaukee, Wis.

MARSHALL 1-0
 Nov. 28, 1997 W 91-62 Honolulu, Hawaii

MARYLAND 1-0
 Dec. 22, 2001 W 71-56 Cancun, Mexico

MASSACHUSETTS 2-0
 Dec. 29, 2000 W 74-62 Jersey City, N.J.
 Dec. 29, 2001 W 66-65 Villanova, Penn.

McNEESE STATE 3-0
 Dec. 2, 1988 W 82-54 Hattiesburg, Miss.
 Dec. 4, 2006 W 84-55 Tuscaloosa, Ala.
 Nov. 23, 2010 W 69-53 Tuscaloosa, Ala.

MEMPHIS 6-6
 Jan. 10, 1976 W 61-57 Tuscaloosa, Ala.
 Feb. 14, 1976 L 94-62 Memphis, Tenn.
 Jan. 7, 1977 L 78-73 Tuscaloosa, Ala.
 Nov. 28, 1977 L 101-65 Memphis, Tenn.
 Feb. 19, 1979 W 72-69 Tuscaloosa, Ala.
 Dec. 11, 1981 L 69-56 Columbia, Mo.
 Dec. 1, 1982 L 74-69 Memphis, Tenn.
 Jan. 11, 1984 W 88-67 Tuscaloosa, Ala.
 Dec. 29, 1999 L 77-57 Memphis, Tenn.
 Dec. 6, 2000 W 65-55 Tuscaloosa, Ala.
 March 15, 2001 W 77-67 Tuscaloosa, Ala.
 March 17, 2011 W 80-69 Memphis, Tenn.

MERCER 2-0
 Jan. 21, 1993 W 91-69 Macon, Ga.
 Jan. 18, 1994 W 101-46 Tuscaloosa, Ala.

MICHIGAN 2-0
 Nov. 24, 2003 W 76-74 (OT) Ann Arbor, Mich.
 Nov. 19, 2004 W 81-79 Tuscaloosa, Ala.

ALL-TIME SERIES RESULTS

MICHIGAN STATE 1-2

Nov. 20, 1999	L	73-72	East Lansing, Mich.
Dec. 10, 2000	W	54-53	Tuscaloosa, Ala.
March 19, 2002	L	79-61	East Lansing, Mich.

MIDDLE TENNESSEE 7-2

Dec. 3, 1977	W	75-69	Murfreesboro, Tenn.
Dec. 4, 1978	W	90-84	Tuscaloosa, Ala.
Feb. 8, 1988	W	97-58	Tuscaloosa, Ala.
Dec. 7, 1991	W	101-69	Murfreesboro, Tenn.
Dec. 19, 1994	W	99-70	Tuscaloosa, Ala.
Dec. 17, 1995	W	68-53	Murfreesboro, Tenn.
Jan. 8, 2004	L	65-61 (OT)	Murfreesboro, Tenn.
Nov. 22, 2004	W	80-66	Tuscaloosa, Ala.
Dec. 14, 2008	L	77-67	Murfreesboro, Tenn.

MIAMI (FLORIDA) 2-0

Jan. 4, 1980	W	73-61	Miami, Fla.
Dec. 29, 1996	W	75-43	Miami, Fla.

MISSISSIPPI 18-32

Jan. 10, 1977	L	73-70	Tuscaloosa, Ala.
Feb. 7, 1977	L	76-55	Oxford, Miss.
Dec. 5, 1977	L	87-70	Tuscaloosa, Ala.
Feb. 15, 1978	L	53-46	Oxford, Miss.
March 3, 1978	L	73-71	Starkville, Miss.
Jan. 5, 1979	L	100-82	Starkville, Miss.
Feb. 2, 1980	L	72-70	Oxford, Miss.
Jan. 11, 1982	W	93-89 (2OT)	Tuscaloosa, Ala.
Feb. 6, 1982	L	65-53	Oxford, Miss.
Jan. 24, 1983	L	76-68	Tuscaloosa, Ala.
Feb. 21, 1983	L	85-58	Oxford, Miss.
Jan. 23, 1984	L	60-52	Oxford, Miss.
Feb. 20, 1984	W	80-65	Tuscaloosa, Ala.
Jan. 12, 1985	L	76-60	Tuscaloosa, Ala.
Jan. 26, 1985	L	66-46	Oxford, Miss.
Jan. 29, 1986	L	76-69	Oxford, Miss.
Jan. 17, 1987	L	74-70	Tuscaloosa, Ala.
Feb. 24, 1988	W	87-86	Oxford, Miss.
March 4, 1988	L	76-66	Albany, Ga.
Jan. 7, 1989	L	73-58	Tuscaloosa, Ala.
Jan. 6, 1990	L	67-41	Oxford, Miss.
March 2, 1990	L	71-45	Albany, Ga.
Feb. 6, 1991	L	78-72	Tuscaloosa, Ala.
Feb. 15, 1992	L	72-59	Oxford, Miss.
Feb. 13, 1993	W	93-74	Tuscaloosa, Ala.
Feb. 26, 1994	W	76-64	Oxford, Miss.
March 4, 1994	W	86-84 (OT)	Chattanooga, Tenn.
Feb. 27, 1995	W	84-78	Tuscaloosa, Ala.
Jan. 7, 1996	L	65-55	Oxford, Miss.
Jan. 5, 1997	W	88-60	Tuscaloosa, Ala.
Jan. 14, 1998	W	82-62	Oxford, Miss.
Jan. 14, 1999	W	78-51	Tuscaloosa, Ala.
Jan. 20, 2000	W	69-67	Oxford, Miss.
Jan. 30, 2000	W	69-67	Tuscaloosa, Ala.
Jan. 18, 2001	L	65-57	Tuscaloosa, Ala.
Jan. 28, 2001	W	67-64	Oxford, Miss.
Feb. 17, 2002	W	86-69	Tuscaloosa, Ala.
Jan. 26, 2003	W	81-70	Oxford, Miss.
Jan. 15, 2004	W	67-62	Tuscaloosa, Ala.
March 4, 2004	L	63-56	Nashville, Tenn.

Feb. 13, 2005	L	68-54	Oxford, Miss.
Feb. 9, 2006	L	77-67	Tuscaloosa, Ala.
Feb. 11, 2007	L	84-43	Oxford, Miss.
March 1, 2007	L	78-49	Duluth, Ga.
Feb. 3, 2008	L	76-47	Oxford, Miss.
Feb. 24, 2008	L	70-54	Tuscaloosa, Ala.
Jan. 18, 2009	L	73-43	Oxford, Miss.
Feb. 19, 2009	W	67-59	Tuscaloosa, Ala.
Jan. 6, 2010	L	70-56	Oxford, Miss.
Feb. 20, 2011	W	61-52	Tuscaloosa, Ala.

MISSISSIPPI COLLEGE 5-3

March 7, 1975	L	103-58	Athens, Ga.
Jan. 28, 1977	W	82-79	Tuscaloosa, Ala.
Feb. 4, 1977	L	97-90	Clinton, Miss.
March 4, 1981	L	76-72	Tuscaloosa, Ala.
Dec. 1, 1984	W	92-70	Tuscaloosa, Ala.
Jan. 28, 1985	W	96-71	Clinton, Miss.
Jan. 24, 1987	W	99-60	Tuscaloosa, Ala.
March 2, 1987	W	83-60	Clinton, Miss.

MISSISSIPPI STATE 34-14

Jan. 15, 1977	L	110-74	Starkville, Miss.
Feb. 12, 1977	W	88-66	Tuscaloosa, Ala.
Jan. 8, 1978	W	75-61	Tuscaloosa, Ala.
Feb. 4, 1978	W	60-56	Starkville, Miss.
Nov. 30, 1979	L	75-72	Ruston, La.
Jan. 14, 1981	L	75-69	Tuscaloosa, Ala.
Feb. 18, 1981	W	75-73 (2OT)	Starkville, Miss.
Jan. 6, 1982	W	76-62	Starkville, Miss.
Feb. 3, 1982	W	87-65	Tuscaloosa, Ala.
Jan. 29, 1983	W	74-69	Starkville, Miss.
Feb. 26, 1983	W	69-58	Tuscaloosa, Ala.
Jan. 28, 1984	W	68-50	Tuscaloosa, Ala.
Feb. 25, 1984	W	69-61	Starkville, Miss.
Jan. 9, 1985	W	80-65	Starkville, Miss.
Jan. 24, 1985	W	87-61	Tuscaloosa, Ala.
Jan. 2, 1986	W	57-44	Starkville, Miss.
Feb. 4, 1987	W	77-54	Starkville, Miss.
March 4, 1987	W	88-76	Albany, Ga.
Feb. 13, 1988	W	77-73	Starkville, Miss.
Feb. 8, 1989	W	77-64	Tuscaloosa, Ala.
March 3, 1989	W	59-55	Albany, Ga.
Feb. 14, 1990	W	71-63	Starkville, Miss.
Jan. 23, 1991	W	69-57	Starkville, Miss.
Feb. 23, 1991	W	73-56	Tuscaloosa, Ala.
Feb. 8, 1992	W	69-66	Tuscaloosa, Ala.
Feb. 6, 1993	W	102-89	Starkville, Miss.
Feb. 19, 1994	W	68-55	Tuscaloosa, Ala.
Feb. 25, 1995	W	76-55	Starkville, Miss.
Jan. 13, 1996	W	97-64	Tuscaloosa, Ala.
Jan. 10, 1997	W	72-52	Starkville, Miss.
Jan. 18, 1998	W	85-69	Tuscaloosa, Ala.
Jan. 17, 1999	W	75-59	Starkville, Miss.
Jan. 23, 2000	L	85-65	Tuscaloosa, Ala.
Jan. 21, 2001	W	65-62	Starkville, Miss.
Feb. 7, 2002	W	92-86	Tuscaloosa, Ala.
Jan. 30, 2003	L	72-56	Starkville, Miss.
Jan. 25, 2004	L	65-57	Tuscaloosa, Ala.
Feb. 29, 2004	L	81-78 (OT)	Starkville, Miss.
Jan. 13, 2005	L	84-77	Starkville, Miss.
Jan. 30, 2005	W	72-61	Tuscaloosa, Ala.

Feb. 12, 2006	W	61-59	Starkville, Miss.
Feb. 22, 2007	L	89-70	Tuscaloosa, Ala.
Jan. 31, 2008	L	72-59	Starkville, Miss.
March 1, 2009	L	67-49	Tuscaloosa, Ala.
Feb. 4, 2010	L	77-44	Starkville, Miss.
Feb. 25, 2010	L	71-47	Tuscaloosa, Ala.
Feb. 3, 2011	W	66-61	Starkville, Miss.
Feb. 24, 2011	L	68-55	Tuscaloosa, Ala.

MISSISSIPPI VALLEY STATE 2-0

Jan. 8, 1992	W	92-61	Itta Bena, Miss.
Feb. 24, 1992	W	110-51	Tuscaloosa, Ala.

MISSISSIPPI UNIVERSITY FOR WOMEN 2-0

Feb. 14, 1980	W	76-71	Tuscaloosa, Ala.
Feb. 3, 1981	W	75-62	Columbus, Miss.

MISSOURI 1-2

Jan. 7, 1981	L	69-67	Tuscaloosa, Ala.
March 13, 2002	W	68-67	Columbia, Mo.
Nov. 24, 2006	L	78-70	Moraga, Calif.

MISSOURI-KANSAS CITY 1-0

Dec. 20, 1999	W	84-69	Moraga, Calif.
---------------	---	-------	----------------

MISSOURI STATE 1-0

Dec. 30, 1985	W	86-53	Tuscaloosa, Ala.
---------------	---	-------	------------------

MONTEVALLO 5-0

Jan. 8, 1975	W	64-51	Montevallo, Ala.
Jan. 13, 1976	W	65-46	Montevallo, Ala.
Feb. 9, 1976	W	106-64	Tuscaloosa, Ala.
Dec. 11, 1977	W	77-31	Montevallo, Ala.
Dec. 19, 1987	W	86-62	Tuscaloosa, Ala.

MORGAN STATE 1-0

Dec. 8, 1990	W	77-42	Radford, Va.
--------------	---	-------	--------------

MOUNT ST. MARY'S 1-0

March 16, 1995	W	82-55	Tuscaloosa, Ala.
----------------	---	-------	------------------

NEBRASKA 0-1

Nov. 16, 1997	L	74-66	Lincoln, Neb.
---------------	---	-------	---------------

NEVADA 2-0

Jan. 3, 1987	W	67-66	Reno, Nev.
Nov. 26, 2005	W	76-46	St. Thomas

NEW MEXICO STATE 1-1

Dec. 31, 1987	L	102-81	Las Cruces, N.M.
Nov. 27, 1998	W	77-31	Chicago, Ill.

NEW ORLEANS 1-1

Jan. 15, 1990	W	67-57	Tuscaloosa, Ala.
Dec. 17, 1990	L	67-55	New Orleans, La.

NORTH ALABAMA 5-0

Feb. 3, 1975	W	80-52	Florence, Ala.
Feb. 21, 1975	W	52-51	Auburn, Ala.
Jan. 30, 1976	W	72-43	Tuscaloosa, Ala.
Jan. 10, 1986	W	85-54	Florence, Ala.
Dec. 15, 1988	W	98-59	Tuscaloosa, Ala.

ALL-TIME SERIES RESULTS

NORTH CAROLINA 3-6

Jan. 21, 1978	W	77-72	Lexington, Ky.
Jan. 3, 1983	L	77-66	Tuscaloosa, Ala.
Dec. 3, 1983	W	81-69	Chapel Hill, N.C.
Dec. 10, 1988	L	75-71	Huntington, W.Va.
March 21, 1993	L	74-73 (OT)	Chapel Hill, N.C.
Dec. 30, 1993	L	89-83	Orlando, Fla.
Dec. 20, 1996	W	88-74	Myrtle Beach, S.C.
Dec. 20, 1998	L	90-75	Myrtle Beach, S.C.
March 14, 1999	L	70-56	Chapel Hill, N.C.

N.C. STATE 3-1

Dec. 4, 1983	W	80-72	Chapel Hill, N.C.
March 17, 1996	W	88-68	Tuscaloosa, Ala.
Nov. 30, 1996	L	91-81	Puerto Rico
Nov. 17, 2010	W	95-84	Tuscaloosa, Ala.

NORTH DAKOTA STATE 1-1

Dec. 20, 2005	L	68-56	Fargo, N.D.
Dec. 30, 2006	W	78-53	Tuscaloosa, Ala.

NORTH GEORGIA 0-1

Feb. 7, 1975	L	70-57	Troy, Ala.
--------------	---	-------	------------

NORTHERN IOWA 1-0

Nov. 29, 2008	W	76-56	Reno, Nev.
---------------	---	-------	------------

NORTHWESTERN 1-1

Dec. 7, 1985	L	66-58	Evanston, Ill.
March 20, 2011	W	72-70	Evanston, Ill.

NORTHWESTERN STATE 6-0

Dec. 10, 1982	W	74-67	Ruston, La.
Jan. 2, 1987	W	94-92	Reno, Nev.
Jan. 16, 1996	W	74-69	Natchitoches, La.
Jan. 20, 1998	W	74-68	Natchitoches, La.
Nov. 13, 1998	W	93-65	Tuscaloosa, Ala.
Dec. 6, 2009	W	61-56	Tuscaloosa, Ala.

NOTRE DAME 3-1

Jan. 16, 1983	W	71-56	Notre Dame, Ind.
Feb. 13, 1985	W	67-62	Tuscaloosa, Ala.
Dec. 3, 1994	W	105-87	Irvine, Calif.
March 22, 1997	L	87-71	Columbia, S.C.

OKLAHOMA 1-0

Dec. 28, 1995	W	71-62	Nassau, Bahamas
---------------	---	-------	-----------------

OKLAHOMA STATE 0-1

Dec. 21, 2000	L	58-54 (OT)	Nassau, Bahamas
---------------	---	------------	-----------------

OLD DOMINION 1-0

Dec. 5, 1998	W	79-68	Richmond, Va.
--------------	---	-------	---------------

ORAL ROBERTS 4-0

Feb. 20, 1992	W	100-75	Tuscaloosa, Ala.
Feb. 25, 1993	W	122-52	Tuscaloosa, Ala.
Jan. 2, 1997	W	70-65	Tuscaloosa, Ala.
Jan. 17, 1997	W	101-67	Tulsa, Okla.

OREGON 1-1

Nov. 29, 1979	L	94-73	Ruston, La.
Dec. 17, 1984	W	86-56	Portland, Ore.

OREGON STATE 1-1

Dec. 18, 1984	L	59-57	Portland, Ore.
March 13, 1994	W	96-86	Tuscaloosa, Ala.

TEXAS PAN-AMERICAN 1-0

Nov. 26, 1988	W	88-29	Norman, Okla.
---------------	---	-------	---------------

PENN STATE 2-1

March 26, 1994	W	96-82	Austin, Texas
Dec. 19, 1996	W	68-47	Myrtle Beach, S.C.
Dec. 6, 1998	L	77-73	Richmond, Va.

PENSACOLA JUNIOR COLLEGE 1-0

Feb. 7, 1975	W	57-48	Troy, Ala.
--------------	---	-------	------------

PEPPERDINE 0-1

Nov. 24, 2001	L	81-79	Malibu, Calif.
---------------	---	-------	----------------

PORTLAND 1-0

Dec. 16, 1984	W	90-72	Portland, Ore.
---------------	---	-------	----------------

PRESBYTERIAN 1-0

Dec. 21, 2009	W	71-38	Tuscaloosa, Ala.
---------------	---	-------	------------------

PROVIDENCE 2-1

Dec. 2, 2001	L	78-75	Providence, R.I.
Dec. 3, 2002	W	72-56	Tuscaloosa, Ala.
Nov. 27, 2010	W	82-80 (3OT)	Freeport, Bahamas

PUERTO RICO-MAYAGUEZ 1-0

Nov. 29, 1996	W	88-32	Mayaguez, Puerto Rico
---------------	---	-------	-----------------------

QUEENS COLLEGE 1-0

Dec. 29, 1983	W	113-47	Flushing, N.Y.
---------------	---	--------	----------------

RICHMOND 1-0

Dec. 3, 1995	W	85-57	Richmond, Va.
--------------	---	-------	---------------

ST. FRANCIS 1-0

March 4, 1997	W	94-50	Miami, Fla.
---------------	---	-------	-------------

ST. JOHN'S 1-2

Dec. 28, 1983	L	75-73	Flushing, N.Y.
Dec. 30, 1988	L	65-54	Jamaica, N.Y.
Nov. 19, 1999	W	77-50	E. Lansing, Mich.

ST. JOSEPH'S 3-1

Dec. 5, 1987	W	80-69	Charlottesville, Va.
Dec. 30, 1992	W	71-64	Philadelphia, Pa.
March 16, 1997	W	61-52	Tuscaloosa, Ala.
Dec. 29, 1997	L	74-69 (OT)	Philadelphia, Pa.

ST. MARY'S 3-0

Nov. 23, 1983	W	85-47	Moraga, Calif.
Dec. 21, 1999	W	61-59	Moraga, Calif.
Dec. 9, 2007	W	66-56	Tuscaloosa, Ala.

ST. PETER'S 3-0

Dec. 30, 1998	W	65-56	Jersey City, N.J.
Dec. 31, 2000	W	86-77 (OT)	Jersey City, N.J.
Dec. 30, 2002	W	62-57	Jersey City, N.J.

SAM HOUSTON STATE 1-0

Dec. 7, 2008	W	90-50	Tuscaloosa, Ala.
--------------	---	-------	------------------

SAMFORD 7-2

Dec. 2, 1997	W	104-43	Tuscaloosa, Ala.
Nov. 19, 1998	W	96-52	Birmingham, Ala.
Nov. 23, 1999	W	88-51	Tuscaloosa, Ala.
Nov. 17, 2000	W	53-46	Birmingham, Ala.
Nov. 16, 2001	W	96-44	Tuscaloosa, Ala.
Nov. 22, 2002	W	68-46	Birmingham, Ala.
Nov. 10, 2006	W	62-53	Tuscaloosa, Ala.
Nov. 13, 2007	L	48-46	Birmingham, Ala.
Nov. 18, 2008	L	61-55	Tuscaloosa, Ala.

SAN DIEGO STATE 0-1

Dec. 28, 1994	L	79-76	Jamaica, N.Y.
---------------	---	-------	---------------

SAN FRANCISCO 1-0

Nov. 24, 1990	W	76-61	Las Vegas, Nev.
---------------	---	-------	-----------------

SANTA CLARA 2-0

Dec. 29, 2003	W	77-65	Santa Clara, Calif.
Nov. 21, 2005	W	77-71	Tuscaloosa, Ala.

SAVANNAH STATE 2-0

March 10, 1977	W	65-64	Cleveland, Miss.
Dec. 2, 2006	W	102-48	Tuscaloosa, Ala.

SOUTH ALABAMA 21-4

Jan. 20, 1975	W	70-40	Mobile, Ala.
Feb. 11, 1975	W	79-58	Tuscaloosa, Ala.
Feb. 14, 1977	W	77-44	Tuscaloosa, Ala.
Feb. 21, 1977	W	90-58	Tuscaloosa, Ala.
Jan. 16, 1978	W	76-50	Mobile, Ala.
Feb. 6, 1978	W	91-50	Tuscaloosa, Ala.
Feb. 24, 1978	W	96-61	Jacksonville, Ala.
Nov. 20, 1978	W	66-46	Mobile, Ala.
Jan. 25, 1979	W	97-78	Tuscaloosa, Ala.
Jan. 28, 1980	L	72-56	Mobile, Ala.
Feb. 22, 1980	L	64-54	Cleveland Miss.
Jan. 24, 1981	W	78-68	Tuscaloosa, Ala.
Feb. 27, 1981	W	69-56	Troy, Ala.
Dec. 7, 1981	W	79-48	Tuscaloosa, Ala.
Jan. 15, 1982	W	70-56	Mobile, Ala.
Jan. 12, 1983	W	81-56	Tuscaloosa, Ala.
Feb. 3, 1983	W	80-63	Mobile, Ala.
Jan. 18, 1993	W	94-65	Mobile, Ala.
Jan. 26, 1994	W	92-54	Tuscaloosa, Ala.
Dec. 1, 1998	W	96-55	Mobile, Ala.
Nov. 30, 1999	W	82-54	Tuscaloosa, Ala.
Nov. 28, 2000	W	53-46	Mobile, Ala.
Dec. 9, 2001	W	63-61	Tuscaloosa, Ala.
Dec. 18, 2002	L	79-57	Mobile, Ala.
Dec. 30, 2005	L	56-48	Mobile, Ala.

ALL-TIME SERIES RESULTS

SOUTH CAROLINA 15-13

Feb. 10, 1979	L	80-62	Columbia, S.C.
Jan. 30, 1980	L	58-47	Tuscaloosa, Ala.
Jan. 20, 1982	W	59-55	Tuscaloosa, Ala.
March 16, 1988	L	77-63	Columbia, S.C.
Jan. 11, 1992	W	80-74	Columbia, S.C.
Jan. 9, 1993	W	87-67	Tuscaloosa, Ala.
Jan. 22, 1994	W	94-77	Columbia, S.C.
Jan. 22, 1995	W	85-62	Tuscaloosa, Ala.
Feb. 22, 1996	W	75-68 (OT)	Columbia, S.C.
Feb. 9, 1997	W	87-38	Tuscaloosa, Ala.
Jan. 4, 1998	W	64-54	Columbia, S.C.
Feb. 27, 1998	W	92-72	Columbus, Ga.
Feb. 7, 1999	W	87-73	Tuscaloosa, Ala.
Feb. 25, 1999	W	82-71	Chattanooga, Tenn.
Feb. 17, 2000	W	69-67	Columbia, S.C.
Jan. 14, 2001	L	82-67	Tuscaloosa, Ala.
Feb. 14, 2002	L	69-54	Columbia, S.C.
Feb. 9, 2003	L	48-34	Tuscaloosa, Ala.
Jan. 11, 2004	W	74-71	Tuscaloosa, Ala.
Feb. 12, 2004	L	77-51	Columbia, S.C.
Jan. 20, 2005	W	75-62	Tuscaloosa, Ala.
Feb. 20, 2005	L	66-57	Columbia, S.C.
Jan. 22, 2006	L	68-47	Tuscaloosa, Ala.
Jan. 14, 2007	L	95-35	Columbia, S.C.
Jan. 10, 2008	W	65-54	Tuscaloosa, Ala.
Feb. 15, 2009	L	68-57	Columbia, S.C.
Jan. 10, 2010	L	80-68	Tuscaloosa, Ala.
Jan. 23, 2011	L	59-48	Columbia, S.C.

SOUTH DAKOTA STATE 0-3

Jan. 5, 2005	L	86-83	Tuscaloosa, Ala.
Dec. 18, 2005	L	78-69	Brookings, S.D.
Dec. 28, 2006	L	65-54	Tuscaloosa, Ala.

SOUTHEASTERN LOUISIANA 6-2

Jan. 4, 1981	L	66-65	Hammond, La.
Jan. 2, 1990	L	62-61	Hammond, La.
Feb. 26, 1991	W	77-57	Tuscaloosa, Ala.
Dec. 10, 2005	W	59-54	Tuscaloosa, Ala.
Nov. 19, 2006	W	60-57	Tuscaloosa, Ala.
Jan. 5, 2008	W	61-51	Tuscaloosa, Ala.
Jan. 3, 2009	W	59-48	Hammond, La.
Nov. 24, 2010	W	68-55	Tuscaloosa, Ala.

SOUTHERN 3-0

Jan. 5, 1985	W	85-60	Tuscaloosa, Ala.
Dec. 1, 1989	W	91-40	Houston, Texas
Dec. 29, 2005	W	66-51	Mobile, Ala.

SOUTHERN METHODIST 1-0

Dec. 21, 2001	W	85-69	Cancun, Mexico
---------------	---	-------	----------------

SOUTHERN MISSISSIPPI 3-3

Dec. 6, 1980	L	75-73	Hattiesburg, Miss.
Feb. 11, 1982	L	71-60	Tuscaloosa, Ala.
Dec. 20, 1987	W	88-76	Tuscaloosa, Ala.
Dec. 3, 1988	L	84-79	Hattiesburg, Miss.
Dec. 30, 2009	W	87-61	Tuscaloosa, Ala.
Dec. 28, 2010	W	88-78	Hattiesburg, Miss.

STANFORD 0-2

March 23, 1996	L	78-76 (OT)	Seattle, Wash.
Nov. 17, 1997	L	74-65	Palo Alto, Calif.

STEPHEN F. AUSTIN 4-1

Feb. 8, 1985	W	78-57	Nacogdoches, Texas
Jan. 4, 1986	W	88-36	Tuscaloosa, Ala.
Dec. 6, 1986	W	75-68	Nacogdoches, Texas
Dec. 17, 1997	L	89-87	Las Cruces, N.M.
Nov. 30, 2002	W	69-56	San Antonio, Texas

STILLMAN 2-0

Dec. 3, 1975	W	61-30	Tuscaloosa, Ala.
Jan. 12, 1976	W	80-55	Tuscaloosa, Ala.

TALLADEGA 4-6

Jan. 14, 1975	L	90-66	Tuscaloosa, Ala.
Jan. 28, 1975	L	80-51	Talladega, Ala.
Jan. 24, 1976	L	107-55	Talladega, Ala.
Feb. 7, 1976	L	86-76	Tuscaloosa, Ala.
March 1, 1976	L	105-77	Troy, Ala.
Jan. 29, 1977	W	97-76	Tuscaloosa, Ala.
Feb. 18, 1977	L	72-69	Talladega, Ala.
Jan. 14, 1978	W	75-55	Tuscaloosa, Ala.
Feb. 18, 1978	W	57-48	Talladega, Ala.
Feb. 25, 1978	W	81-61	Jacksonville, Ala.

TENNESSEE 2-44

Jan. 22, 1977	L	83-57	Knoxville, Tenn.
Feb. 11, 1978	L	72-53	Tuscaloosa, Ala.
Jan. 17, 1979	L	85-52	Knoxville, Tenn.
Jan. 10, 1980	L	88-68	Tuscaloosa, Ala.
Nov. 28, 1980	L	74-62	Orlando, Fla.
Jan. 30, 1981	W	77-71	Baton Rouge, La.
Feb. 8, 1981	L	68-54	Knoxville, Tenn.
March 4, 1983	L	91-73	Knoxville, Tenn.
March 3, 1984	W	85-66	Athens, Ga.
March 23, 1984	L	65-58	Knoxville, Tenn.
Jan. 18, 1986	L	89-71	Knoxville, Tenn.
Feb. 26, 1987	L	108-77	Tuscaloosa, Ala.
Jan. 23, 1988	L	97-70	Knoxville, Tenn.
Feb. 26, 1989	L	81-65	Tuscaloosa, Ala.
March 4, 1989	L	89-61	Albany, Ga.
Feb. 24, 1990	L	80-65	Knoxville, Tenn.
Jan. 9, 1991	L	86-61	Tuscaloosa, Ala.
Jan. 26, 1992	L	82-72	Knoxville, Tenn.
Jan. 23, 1993	L	86-74	Tuscaloosa, Ala.
Feb. 5, 1994	L	85-69	Knoxville, Tenn.
March 6, 1994	L	72-56	Chattanooga, Tenn.
Feb. 7, 1995	L	95-44	Tuscaloosa, Ala.
March 5, 1995	L	84-70	Chattanooga, Tenn.
Jan. 28, 1996	L	81-69	Knoxville, Tenn.
March 4, 1996	L	64-60	Chattanooga, Tenn.
Jan. 26, 1997	L	63-60	Tuscaloosa, Ala.
Feb. 1, 1998	L	73-68	Knoxville, Tenn.
March 1, 1998	L	67-63	Columbus, Ga.
Jan. 31, 1999	L	85-73	Tuscaloosa, Ala.
Feb. 27, 1999	L	80-69	Chattanooga, Tenn.
Feb. 6, 2000	L	65-47	Knoxville, Tenn.
Feb. 4, 2001	L	97-75	Tuscaloosa, Ala.
March 2, 2001	L	82-52	Memphis, Tenn.
Jan. 20, 2002	L	82-57	Knoxville, Tenn.
Jan. 16, 2003	L	88-45	Tuscaloosa, Ala.

Jan. 18, 2004	L	72-51	Knoxville, Tenn.
Feb. 27, 2005	L	94-81	Tuscaloosa, Ala.
Jan. 29, 2006	L	89-54	Knoxville, Tenn.
Feb. 19, 2006	L	82-65	Tuscaloosa, Ala.
Jan. 3, 2007	L	72-36	Knoxville, Tenn.
Jan. 28, 2007	L	80-51	Tuscaloosa, Ala.
Feb. 21, 2008	L	85-58	Tuscaloosa, Ala.
Feb. 12, 2009	L	80-61	Knoxville, Tenn.
March 5, 2009	L	68-49	North Little Rock, Ark.
Feb. 18, 2010	L	74-67	Tuscaloosa, Ala.
Jan. 6, 2011	L	110-45	Knoxville, Tenn.

TENNESSEE STATE 7-0

Nov. 19, 1984	W	91-46	Tuscaloosa, Ala.
Nov. 22, 1985	W	89-81	Nashville, Tenn.
Jan. 9, 1987	W	84-28	Tuscaloosa, Ala.
Nov. 27, 1987	W	103-56	Nashville, Tenn.
Nov. 29, 1988	W	107-43	Tuscaloosa, Ala.
March 4, 1995	W	94-60	Tuscaloosa, Ala.
Nov. 12, 2010	W	82-55	Tuscaloosa, Ala.

TENNESSEE TECH 5-3

Dec. 17, 1988	L	66-57	Tuscaloosa, Ala.
Feb. 5, 1990	L	74-63	Cookeville, Tenn.
March 18, 1992	W	100-87	Tuscaloosa, Ala.
Dec. 15, 2003	W	83-61	Tuscaloosa, Ala.
Dec. 11, 2004	W	62-59	Cookeville, Tenn.
Nov. 17, 2006	W	71-56	Tuscaloosa, Ala.
Nov. 30, 2007	L	53-47	Cookeville, Tenn.
Nov. 13, 2009	W	73-68	Corpus Christi, Texas

TEXAS 0-2

Nov. 26, 1983	L	82-56	Austin, Texas
Dec. 7, 1984	L	85-53	Las Vegas, Nev.

TCU 1-0

Dec. 29, 1998	W	92-71	Jersey City, N.J.
---------------	---	-------	-------------------

TEXAS A&M-CORPUS CHRISTI 0-1

Nov. 14, 2010	L	96-90 (OT)	Corpus Christi, Texas
---------------	---	------------	-----------------------

TEXAS-ARLINGTON 1-0

Dec. 10, 1994	W	99-62	Arlington, Texas
---------------	---	-------	------------------

TEXAS-SAN ANTONIO 3-0

Dec. 5, 1986	W	77-72	Nacogdoches, Texas
Nov. 29, 2002	W	61-55	San Antonio, Texas
Dec. 5, 2003	W	76-63	Tuscaloosa, Ala.

TEXAS TECH 1-2

Dec. 9, 1986	L	94-89 (2OT)	Tuscaloosa, Ala.
Jan. 2, 1988	L	74-64	Lubbock, Texas
March 25, 1994	W	73-68	Austin, Texas

TOLEDO 0-1

March 22, 2011	L	74-59	Toledo, Ohio
----------------	---	-------	--------------

TROY 15-3

Dec. 7, 1974	W	79-64	Athens, Ala.
Jan. 17, 1975	L	74-71	Troy, Ala.
Feb. 8, 1975	L	82-81	Troy, Ala.
Feb. 17, 1975	W	74-61	Tuscaloosa, Ala.
Jan. 7, 1978	W	73-47	Troy, Ala.

ALL-TIME SERIES RESULTS

Jan. 10, 1979	L	80-65	Tuscaloosa, Ala.
Nov. 27, 1979	W	90-72	Tuscaloosa, Ala.
Feb. 10, 1981	W	81-69	Troy, Ala.
Nov. 18, 1982	W	81-60	Tuscaloosa, Ala.
Jan. 26, 1983	W	78-57	Troy, Ala.
Nov. 28, 1983	W	68-47	Tuscaloosa, Ala.
Nov. 17, 1984	W	78-55	Tuscaloosa, Ala.
Jan. 30, 1985	W	76-68	Troy, Ala.
Dec. 14, 1985	W	70-47	Troy, Ala.
Dec. 13, 1986	W	85-64	Troy, Ala.
Jan. 12, 1994	W	119-43	Troy, Ala.
Feb. 28, 1994	W	101-66	Tuscaloosa, Ala.
Nov. 20, 2001	W	101-58	Tuscaloosa, Ala.

TULANE 7-3

Dec. 10, 1982	W	66-58	Ruston, La.
Jan. 4, 1989	W	80-64	Tuscaloosa, Ala.
Jan. 22, 1989	W	69-67	New Orleans, La.
Jan. 3, 1990	W	71-63	New Orleans, La.
Nov. 22, 1991	W	81-58	New Orleans, La.
Jan. 26, 1993	W	90-74	Tuscaloosa, Ala.
Dec. 2, 1999	L	81-69	New Orleans, La.
Nov. 22, 2000	W	64-63	Tuscaloosa, Ala.
Dec. 9, 2006	L	83-68	New Orleans, La.
Nov. 10, 2007	L	64-56	Tuscaloosa, Ala.

TUSKEGEE 3-2

Feb. 1, 1975	W	62-58	Tuscaloosa, Ala.
Jan. 17, 1976	W	101-40	Tuscaloosa, Ala.
Nov. 14, 1977	L	83-80	Tuskegee, Ala.
Nov. 29, 1978	L	76-72	Tuscaloosa, Ala.
Nov. 30, 1990	W	106-41	Birmingham, Ala.

UAB 14-7

Dec. 18, 1978	L	86-82	Birmingham, Ala.
Jan. 27, 1979	W	95-89	Tuscaloosa, Ala.
Feb. 23, 1979	W	69-68 (OT)	Troy, Ala.
Dec. 8, 1979	W	75-65	Birmingham, Ala.
Jan. 17, 1980	L	72-69	Tuscaloosa, Ala.
Feb. 23, 1980	L	70-62	Cleveland, Miss.
Dec. 17, 1980	W	77-76	Birmingham, Ala.
Jan. 26, 1980	W	91-81	Tuscaloosa, Ala.
Nov. 24, 1981	L	74-71	Tuscaloosa, Ala.
Jan. 25, 1982	L	75-59	Birmingham, Ala.
Jan. 6, 1986	W	88-58	Birmingham, Ala.
Feb. 17, 1986	W	82-69	Tuscaloosa, Ala.
Nov. 29, 1986	W	76-49	Atlanta, Ga.
Jan. 29, 1987	W	79-58	Tuscaloosa, Ala.
Dec. 13, 1987	W	76-67	Birmingham, Ala.
Dec. 13, 1989	W	65-60	Tuscaloosa, Ala.
Jan. 7, 1991	W	84-70	Birmingham, Ala.
Dec. 13, 1998	W	97-80	Birmingham, Ala.
March 18, 2001	L	84-72	Birmingham, Ala.
Dec. 7, 2004	W	74-55	Tuscaloosa, Ala.
Dec. 6, 2005	L	70-62	Birmingham, Ala.

UCF 5-0

Feb 5, 1995	W	95-63	Tuscaloosa, Ala.
Nov. 24, 1995	W	87-58	Tuscaloosa, Ala.
Dec. 19, 2003	W	63-41	Orlando, Fla.
Dec. 3, 2008	W	67-53	Tuscaloosa, Ala.
Dec. 14, 2009	W	64-62	Orlando, Fla.

UCLA 1-0

March 15, 1998	W	75-74	Tuscaloosa, Ala.
----------------	---	-------	------------------

UNION 2-0

Feb. 15, 1988	W	84-78	Tuscaloosa, Ala.
Jan. 17, 1989	W	83-57	Jackson, Tenn.

UNC-ASHEVILLE 1-0

Dec. 29, 1994	W	119-46	Jamaica, N.Y.
---------------	---	--------	---------------

UNC-CHARLOTTE 1-1

Feb. 18, 1997	L	69-67 (OT)	Charlotte, N.C.
Feb. 5, 1998	W	74-50	Tuscaloosa, Ala.

UNC-GREENSBORO 2-0

Dec. 21, 1995	W	89-62	Burlington, Vt.
March 13, 1998	W	94-46	Tuscaloosa, Ala.

UNLV 0-1

Nov. 23, 1990	L	80-62	Las Vegas, Nev.
---------------	---	-------	-----------------

UPPER IOWA 1-0

Jan. 3, 1980	W	77-41	Miami, Fla.
--------------	---	-------	-------------

VALDOSTA STATE 0-5

March 12, 1977	L	99-85	Cleveland, Miss.
Nov. 17, 1977	L	74-72	Valdosta, Ga.
Feb. 5, 1979	L	96-87	Tuscaloosa, Ala.
March 8, 1979	L	80-68	Auburn, Ala.
Jan. 7, 1980	L	74-65	Valdosta, Ga.

VANDERBILT 11-27

March 2, 1978	W	88-69	Starkville, Miss.
Jan. 6, 1979	W	88-66	Starkville, Miss.
Jan. 15, 1979	W	72-67	Tuscaloosa, Ala.
Feb. 12, 1979	L	82-74	Nashville, Tenn.
Feb. 7, 1980	W	69-53	Knoxville, Tenn.
Nov. 19, 1980	W	96-73	Tuscaloosa, Ala.
Jan. 16, 1984	L	84-74	Nashville, Tenn.
March 4, 1984	W	83-73	Athens, Ga.
Feb. 24, 1985	L	87-85 (OT)	Tuscaloosa, Ala.
Jan. 23, 1986	L	84-75	Nashville, Tenn.
Jan. 11, 1987	L	90-84	Tuscaloosa, Ala.
Feb. 18, 1988	L	71-65	Nashville, Tenn.
Feb. 4, 1989	L	91-79	Tuscaloosa, Ala.
Feb. 3, 1990	L	98-74	Nashville, Tenn.
Jan. 12, 1991	W	73-63	Tuscaloosa, Ala.
Dec. 15, 1991	L	94-51	Nashville, Tenn.
Dec. 13, 1992	L	87-70	Tuscaloosa, Ala.
Jan. 9, 1994	L	77-73	Nashville, Tenn.
Jan. 8, 1995	W	71-63	Tuscaloosa, Ala.
Feb. 19, 1996	L	73-59	Nashville, Tenn.
Feb. 23, 1997	W	70-60	Tuscaloosa, Ala.
Feb. 22, 1998	L	81-79	Nashville, Tenn.
Feb. 21, 1999	W	102-59	Tuscaloosa, Ala.
Feb. 20, 2000	L	68-63	Tuscaloosa, Ala.
Feb. 18, 2001	L	68-56	Nashville, Tenn.
Jan. 17, 2002	L	69-46	Tuscaloosa, Ala.
Feb. 6, 2003	L	80-69	Nashville, Tenn.
Feb. 8, 2004	W	81-68	Tuscaloosa, Ala.
Feb. 24, 2005	L	64-53	Nashville, Tenn.
Feb. 2, 2006	L	65-53	Tuscaloosa, Ala.
March 2, 2006	L	84-62	North Little Rock, Ark.

Feb. 4, 2007	L	91-51	Nashville, Tenn.
Feb. 10, 2008	L	92-47	Tuscaloosa, Ala.
March 2, 2008	L	83-54	Nashville, Tenn.
Jan. 8, 2009	L	85-76	Tuscaloosa, Ala.
Feb. 1, 2009	L	88-64	Nashville, Tenn.
Jan. 28, 2010	L	70-61	Nashville, Tenn.
Jan. 13, 2011	L	82-66	Tuscaloosa, Ala.

VERMONT 1-0

Dec. 22, 1995	W	73-52	Burlington, Vt.
---------------	---	-------	-----------------

VILLANOVA 2-1

Dec. 29, 1989	L	74-69	Villanova, Pa.
Nov. 25, 1994	W	73-57	Tuscaloosa, Ala.
Dec. 30, 2001	W	70-61	Villanova, Pa.

VIRGINIA 0-2

Dec. 4, 1987	L	81-58	Charlottesville, Va.
Nov. 25, 2005	L	69-48	St. Thomas

VIRGINIA TECH 0-2

Dec. 7, 2003	L	68-51	Tuscaloosa, Ala.
Dec. 4, 2004	L	72-59	Blacksburg, Va.

WASHINGTON 1-1

Nov. 27, 2004	W	76-56	Seattle, Wash.
Nov. 18, 2005	L	56-52	Tuscaloosa, Ala.

WASHINGTON STATE 1-0

Nov. 24, 2007	W	66-37	Freeport, Bahamas
---------------	---	-------	-------------------

WAYLAND BAPTIST 0-1

March 22, 1977	L	89-59	Amarillo, Texas
----------------	---	-------	-----------------

WEST FLORIDA 2-0

Nov. 17, 1983	W	84-56	Pensacola, Fla.
Dec. 3, 1984	W	78-32	Tuscaloosa, Ala.

WEST VIRGINIA 0-1

Nov. 25, 1988	L	75-66	Hattiesburg, Miss.
---------------	---	-------	--------------------

WESTERN KENTUCKY 3-5

Jan. 23, 1976	L	58-56	Tuscaloosa, Ala.
Jan. 31, 1977	L	75-73	Bowling Green, Ky.
Jan. 9, 1983	W	82-48	Tuscaloosa, Ala.
Jan. 14, 1984	L	69-66	Bowling Green, Ky.
Nov. 30, 1987	L	66-63	Bowling Green, Ky.
Dec. 28, 1989	W	75-68	Villanova, Pa.
March 21, 1992	L	98-68	Bowling Green, Ky.
Dec. 28, 1995	W	70-64	Nassau, Bahamas

XAVIER 3-0

Dec. 27, 1983	W	102-42	Flushing, N.Y.
Jan. 28, 1992	W	86-77	Cincinnati, Ohio
Jan. 5, 1993	W	95-76	Tuscaloosa, Ala.

YALE 1-0

Dec. 30, 2004	W	78-60	Bethlehem, Pa.
---------------	---	-------	----------------

RECORDS & HISTORY

YEAR-BY-YEAR RESULTS

1974-75

Record: 13-12

Coach: Stephanie Schleuder

Dec. 6	W	78-50	Athens	A!
Dec. 6	W	77-53	Judson	N!
Dec. 7	W	79-64	Troy	N!
Jan. 8	W	64-51	Montevallo	A
Jan. 14	L	90-66	Talladega	H
Jan. 16	W	71-63	Judson	H
Jan. 17	L	74-71	Troy	A
Jan. 20	W	70-40	South Alabama	A
Jan. 28	L	80-51	Talladega	A
Jan. 30	L	63-57	Judson	A
Feb. 1	W	48-35	Athens	H@
Feb. 1	W	62-58	Tuskegee	H@
Feb. 1	W	80-52	North Alabama	A
Feb. 3	L	70-57	North Alabama	N#
Feb. 3	W	57-48	Pensacola JC	N#
Feb. 7	L	82-81	Troy	A#
Feb. 8	W	79-58	South Alabama	H
Feb. 14	L	93-71	Auburn	A
Feb. 17	W	74-61	Troy	H
Feb. 21	W	52-51	North Alabama	N\$
Feb. 21	L	78-60	Auburn	A\$
Feb. 22	L	61-29	Judson	N\$
March 1	L	79-74	Auburn	H
March 7	L	66-65	Flagler	N%
March 7	L	103-58	Mississippi College	N%

! - Athens Invitational (Athens, Ala.)

@ - Alabama Invitational (Tuscaloosa, Ala.)

- Troy State Invitational (Troy, Ala.)

\$ - AIAAW Championship (Auburn, Ala.)

% - AIAW Region Championship (Athens, Ala.)

1975-76

Record: 13-9

Coach: Stephanie Schleuder

Nov. 17	L	76-54	Auburn	A
Dec. 3	W	61-30	Stillman	H
Jan. 10	W	61-57	Memphis	H
Jan. 12	W	80-55	Stillman	A
Jan. 13	W	65-46	Montevallo	A
Jan. 17	W	101-40	Tuskegee	H
Jan. 19	W	73-63	Judson	H
Jan. 23	L	58-56	Western Kentucky	H
Jan. 24	L	107-55	Talladega	A
Jan. 26	W	74-67	Alabama State	H
Jan. 30	W	72-43	North Alabama	H!
Jan. 31	L	73-66	Georgia Southern	H!
Feb. 2	L	76-66	Alabama State	A
Feb. 7	L	86-76	Talladega	H
Feb. 9	W	106-64	Montevallo	H
Feb. 13	W	80-49	Lambuth	A
Feb. 14	L	94-62	Memphis	A
Feb. 16	W	84-73	Judson	A
March 1	W	71-62	Auburn	N@
March 1	L	105-77	Talladega	N@
March 10	W	90-74	Auburn	H
March 11	L	64-56	Florida	N#

! - Alabama Invitational (Tuscaloosa, Ala.)

@ - AIAAW Championship (Troy, Ala.)

- AIAW Region Championship (Cleveland, Miss.)

1976-77

Record: 13-15

Coach: Stephanie Schleuder

Nov. 29	W	86-81	Auburn	H
Dec. 16	W	65-59	Auburn	A
Jan. 5	W	78-72	Florida	A
Jan. 7	L	78-73	Memphis	H
Jan. 8	L	81-80	LSU	H
Jan. 10	L	73-70	Mississippi	H
Jan. 15	L	110-74	Mississippi State	A
Jan. 17	W	92-74	Florida	H
Jan. 22	L	83-57	Tennessee	A
Jan. 24	W	77-62	Georgia	A
Jan. 28	W	82-79	Mississippi College	H
Jan. 29	W	97-76	Talladega	H
Jan. 31	L	75-73	Western Kentucky	A
Feb. 4	L	97-90	Mississippi College	A
Feb. 5	L	99-75	LSU	A
Feb. 7	L	76-55	Mississippi	A
Feb. 12	W	88-66	Mississippi State	H
Feb. 14	W	77-44	South Alabama	H
Feb. 18	L	72-69	Talladega	A
Feb. 19	W	95-43	Judson	H
Feb. 21	W	90-58	South Alabama	A
Feb. 24	W	81-66	Auburn	H!
March 10	W	65-64	Savannah State	N@
March 11	L	81-47	Delta State	A@
March 12	L	99-85	Valdosta State	N@
March 22	L	89-59	Wayland Baptist	N#
March 23	L	88-73	Belmont	N#
March 24	L	84-75	Indiana State	N#

! - AIAAW Championship (Tuscaloosa, Ala.)

@ - AIAW Region Championship (Cleveland, Miss.)

- NWIT (Amarillo, Texas)

1977-78

Record: 21-10

Coach: Ed Nixon

Nov. 14	L	83-80	Tuskegee	A
Nov. 17	L	74-72	Valdosta State	A
Nov. 28	L	101-65	Memphis	A
Nov. 30	W	67-50	Auburn	H
Dec. 3	W	75-69	Middle Tennessee	A
Dec. 5	L	87-70	Mississippi	H
Dec. 11	W	77-31	Montevallo	A
Dec. 19	W	68-58	Georgia State	A
Jan. 4	L	84-60	LSU	H
Jan. 7	W	73-47	Troy	A
Jan. 8	W	75-61	Mississippi State	H
Jan. 14	W	75-55	Talladega	H
Jan. 16	W	76-50	South Alabama	A
Jan. 20	W	66-62	Kentucky	A!
Jan. 21	W	77-72	North Carolina	N!
Jan. 23	W	78-56	Jacksonville State	H
Jan. 28	W	56-48	Auburn	A
Jan. 30	W	70-56	Florida	A
Feb. 4	W	60-56	Mississippi State	A
Feb. 6	W	91-50	South Alabama	H
Feb. 11	L	72-53	Tennessee	H
Feb. 13	W	73-56	Florida	H
Feb. 15	L	53-46	Mississippi	A
Feb. 18	W	57-48	Talladega	A
Feb. 20	W	87-47	Judson	A

Feb. 24	W	96-61	South Alabama	N@
Feb. 25	W	81-61	Talladega	N@
March 2	W	88-69	Vanderbilt	N#
March 3	L	73-71	Mississippi	N#
March 4	L	80-71	Florida	N#
March 9	L	74-61	Delta State	N\$

*! - Kentucky Invitational (Lexington, Ky.)

@ - AIAAW Championship (Jacksonville, Ala.)

- Lady Bulldog Classic (Starkville, Miss.)

\$ - AIAW Region III Championship (Tallahassee, Fla.)

1978-79

Record: 13-13

Coach: Ed Nixon

Nov. 18	L	105-57	LSU	A
Nov. 20	W	66-46	South Alabama	A
Nov. 29	L	76-72	Tuskegee	H
Dec. 4	W	90-84	Middle Tennessee	H
Dec. 18	L	86-82	UAB	A
Jan. 4	W	86-67	Auburn	N!
Jan. 5	L	100-82	Mississippi	N!
Jan. 6	W	88-66	Vanderbilt	N!
Jan. 10	L	80-65	Troy	H
Jan. 13	W	83-70	Kentucky	H
Jan. 15	W	72-67	Vanderbilt	H
Jan. 17	L	85-52	Tennessee	A
Jan. 20	L	75-64	Auburn	A
Jan. 22	L	88-80	Florida	A
Jan. 25	W	97-78	South Alabama	H
Jan. 27	W	95-89	UAB	H
Feb. 3	W	81-65	Georgia	H
Feb. 5	L	96-87	Valdosta State	H
Feb. 10	L	80-62	South Carolina	A
Feb. 12	L	82-74	Vanderbilt	A
Feb. 14	L	92-84	Georgia State	H
Feb. 17	W	62-55	Auburn	H
Feb. 19	W	72-69	Memphis	H
Feb. 23	W	69-68	UAB (OT)	N@
Feb. 24	W	80-72	Auburn	N@
March 8	L	80-68	Valdosta State	N#

! - Lady Bulldog Classic (Starkville, Miss.)

@ - AIAAW Championship (Troy, Ala.)

- AIAW Region III Championship (Auburn, Ala.)

1979-80

Record: 12-15 (3-5 SEC)

Coach: Ed Nixon

Nov. 27	W	90-72	Troy	H
Nov. 29	L	94-73	Oregon	N!
Nov. 30	L	75-72	Mississippi State	N!
Dec. 6	W	95-65	Alabama-Huntsville	H
Dec. 8	W	75-65	UAB	A
Dec. 15	W	85-79	Alabama State	A
Jan. 3	W	77-41	Upper Iowa	N@
Jan. 4	W	73-61	Miami	A@
Jan. 5	L	74-72	Edinboro	N@
Jan. 5	L	62-50	Army	N@
Jan. 7	L	74-65	Valdosta State	A
Jan. 10	L	88-68	Tennessee	H
Jan. 12	W	88-61	Florida State	H
Jan. 14	W	104-72	Alabama-Huntsville	A
Jan. 17	L	72-69	UAB	H

YEAR-BY-YEAR RESULTS

Jan. 19	W	85-66	Florida	N
Jan. 23	L	77-71	Auburn	A
Jan. 26	L	68-54	Arkansas	A
Jan. 28	L	72-56	South Alabama	A
Jan. 30	L	58-47	South Carolina	H
Feb. 2	L	72-70	Mississippi	A
Feb. 7	W	69-53	Vanderbilt	N#
Feb. 8	L	77-69	Kentucky	N#
Feb. 14	W	76-71	Miss. Univ. for Women	H
Feb. 16	W	79-58	LSU	H
Feb. 22	L	64-54	South Alabama	N\$
Feb. 23	L	70-62	UAB	N\$

! - Louisiana Tech Invitational (Ruston, La.)
 @ - Miami Jamboree (Miami, Fla.)
 # - SEC Division Championship (Knoxville, Tenn.)
 \$ - AIAAW Championship (Cleveland, Miss.)

1980-81

Record: 21-12 (4-3 SEC)

Coach: Ann Cronic

Nov. 19	W	96-73	Vanderbilt	H
Nov. 24	W	97-54	Belhaven	H
Nov. 28	L	74-62	Tennessee	N!
Nov. 28	L	77-76	Florida State	N!
Dec. 2	W	94-44	Alabama State	H
Dec. 6	L	75-73	Southern Mississippi	A
Dec. 15	W	89-66	Florida	H
Dec. 17	W	77-76	UAB	A
Jan. 3	L	80-68	LSU	A
Jan. 4	L	66-65	Southeastern Louisiana	A
Jan. 7	L	69-67	Missouri	H
Jan. 9	W	72-61	Georgia	N@
Jan. 10	L	79-72	Clemson	H@
Jan. 12	W	66-65	Auburn	H
Jan. 14	L	75-69	Mississippi State	H
Jan. 17	W	70-65	Arkansas	H
Jan. 22	W	80-61	Alabama-Huntsville	A
Jan. 24	W	78-68	South Alabama	H
Jan. 26	W	91-81	UAB	H
Jan. 29	W	67-54	Florida	N#
Jan. 30	W	77-71	Tennessee	N#
Jan. 31	W	80-66	Georgia	N#
Feb. 1	L	61-50	Auburn	N#
Feb. 3	W	75-62	Miss. Univ. for Women	A
Feb. 5	W	87-53	Alabama-Huntsville	H
Feb. 6	W	95-51	Freed-Hardeman	H
Feb. 8	L	68-54	Tennessee	A
Feb. 10	W	81-69	Troy	A
Feb. 14	W	95-63	Florida	N
Feb. 18	W	75-73	Mississippi State (2OT)	A
Feb. 27	W	69-56	South Alabama	N\$
Feb. 28	L	67-50	Auburn	N\$
March 4	L	76-72	Mississippi College	H%

! - Lady Sunshine Tournament (Orlando, Fla.)
 @ - Lady Tiger Invitational (Clemson, S.C.)
 # - SEC Championship (Baton Rouge, La.)
 \$ - AIAAW Championship (Troy, Ala.)
 % - AIAW Region III Championship (Tuscaloosa, Ala.)

1981-82

Record: 17-11 (4-3 SEC)

Coach: Ken Weeks

Nov. 10	W	64-62	Belhaven	A
Nov. 19	L	85-79	Chattanooga	A
Nov. 24	L	74-71	UAB	H
Dec. 3	W	72-63	Livingston	H
Dec. 5	W	71-54	Georgia State	H
Dec. 7	W	79-48	South Alabama	H
Dec. 11	L	69-56	Memphis	N!
Dec. 12	W	93-55	Idaho State	N!
Dec. 18	W	89-59	Chattanooga	N
Jan. 4	W	75-68	Georgia State	A
Jan. 6	W	76-62	Mississippi State	A
Jan. 8	W	71-68	Charleston	N@
Jan. 9	L	63-59	Carson-Newman	A@
Jan. 11	W	93-89	Mississippi (2OT)	H
Jan. 15	W	70-56	South Alabama	A
Jan. 16	W	59-58	Florida	N
Jan. 20	W	59-55	South Carolina	H
Jan. 22	W	85-49	Carson-Newman	H
Jan. 25	L	75-59	UAB	A
Jan. 27	L	72-56	Auburn	A
Feb. 3	W	87-65	Mississippi State	H
Feb. 6	L	65-53	Mississippi	A
Feb. 11	L	71-60	Southern Mississippi	H
Feb. 13	W	80-78	LSU	H
Feb. 16	W	69-66	Livingston	A
Feb. 20	L	76-64	LSU	A
Feb. 22	L	63-59	Auburn	H
Feb. 26	L	82-76	Kentucky	A#

! - Mid America Classic (Columbia, Mo.)
 @ - Rotary Classic (Jefferson City, Tenn.)
 # - SEC Championships (Lexington, Ky.)

1982-83

Record: 16-13 (2-6 SEC/Fourth-West)

Coach: Ken Weeks

Nov. 18	W	81-60	Troy	H
Nov. 23	W	63-56	Georgia Tech	H
Dec. 1	L	74-69	Memphis	A
Dec. 4	W	94-67	Georgia State	A
Dec. 6	L	73-64	Florida State	H
Dec. 9	L	83-55	Louisiana Tech	A!
Dec. 10	W	66-58	Tulane	N!
Dec. 10	W	74-67	Northwestern State	N!
Dec. 17	L	63-51	Chattanooga	H
Jan. 3	L	77-66	North Carolina	H
Jan. 5	L	60-49	Auburn	A
Jan. 9	W	82-48	Western Kentucky	H
Jan. 12	W	81-56	South Alabama	H
Jan. 14	W	82-66	DePaul	A
Jan. 16	W	71-56	Notre Dame	A
Jan. 18	L	104-77	Kentucky	H
Jan. 22	L	77-73	LSU	H
Jan. 24	L	76-68	Mississippi	H
Jan. 26	W	78-57	Troy	A
Jan. 29	W	74-69	Mississippi State	A
Feb. 3	W	80-63	South Alabama	A
Feb. 9	L	79-63	Auburn	H
Feb. 12	W	83-56	Florida	N
Feb. 16	W	64-61	Florida State	A
Feb. 19	L	72-56	LSU	A

Feb. 21	L	85-58	Mississippi	A
Feb. 26	W	69-58	Mississippi State	H
March 3	W	69-53	Florida	N@
March 4	L	91-73	Tennessee	A@

! - Lady Techster Dial Classic (Ruston, La.)
 @ - SEC Championship (Knoxville, Tenn.)

1983-84

Record: 23-9 (5-3 SEC/Third-West)

NCAA MIDEAST REGIONAL

Coach: Ken Weeks

Nov. 17	W	84-56	West Florida	A
Nov. 23	W	85-47	St. Mary's	A
Nov. 26	L	82-56	Texas	A
Nov. 28	W	68-47	Troy	H
Nov. 30	W	79-47	Georgia Tech	H
Dec. 3	W	81-69	North Carolina	A
Dec. 4	W	80-72	N.C. State	N
Dec. 9	W	81-53	DePaul	H
Dec. 18	W	71-55	Louisville	A
Dec. 20	W	78-49	Kentucky	A
Dec. 27	W	102-42	Xavier	N!
Dec. 28	L	75-73	St. John's	N!
Dec. 29	W	113-47	Queens	A!
Jan. 5	W	65-56	Auburn	A
Jan. 7	W	95-83	Georgia State	H
Jan. 9	W	84-66	Delta State	A
Jan. 11	W	88-67	Memphis	H
Jan. 14	L	69-66	Western Kentucky	A
Jan. 16	L	84-74	Vanderbilt	A
Jan. 21	L	73-61	LSU	A
Jan. 23	L	60-52	Mississippi	A
Jan. 28	W	68-50	Mississippi State	H
Feb. 4	W	94-66	Delta State	H
Feb. 9	W	64-60	Auburn	H
Feb. 17	L	78-74	LSU	H
Feb. 20	W	80-65	Mississippi	H
Feb. 25	W	69-61	Mississippi State	A
March 3	W	85-66	Tennessee	N@
March 4	W	83-73	Vanderbilt	N@
March 5	L	74-65	Georgia	A@
March 18	W	78-70	Central Michigan	A#
March 23	L	65-58	Tennessee	A\$

! - Queens Holiday Classic (Flushing, N.Y.)
 @ - SEC Championship (Athens, Ga.)
 # - NCAA First Round (Mt. Pleasant, Mich.)
 \$ - NCAA Mideast Regional (Knoxville, Tenn.)

1984-85

Record: 18-10 (3-5 SEC/Fourth-West)

Coach: Ken Weeks

Nov. 17	W	78-55	Troy	H
Nov. 19	W	91-46	Tennessee State	H
Nov. 27	W	88-57	Alabama-Huntsville	A
Dec. 1	W	92-70	Mississippi College	H
Dec. 3	W	78-32	West Florida	H
Dec. 7	L	85-53	Texas	N!
Dec. 8	L	65-64	Cal State-Fullerton	N!
Dec. 16	W	90-72	Portland	N@
Dec. 17	W	86-56	Oregon	N@
Dec. 18	L	59-57	Oregon State	N@
Jan. 3	W	92-64	Chattanooga	A

RECORDS & HISTORY



YEAR-BY-YEAR RESULTS

Jan. 5	W	85-60	Southern University	H
Jan. 9	W	80-65	Mississippi State	A
Jan. 12	L	76-60	Mississippi	H
Jan. 16	L	71-53	Auburn	A
Jan. 19	L	83-76	LSU (2OT)	H
Jan. 21	W	74-63	Louisville	H
Jan. 24	W	87-61	Mississippi State	H
Jan. 26	L	66-46	Mississippi	A
Jan. 28	W	96-71	Mississippi College	A
Jan. 30	W	76-68	Troy	A
Feb. 1	W	100-67	Georgia State	H
Feb. 6	L	87-76	LSU	A
Feb. 8	W	76-57	Stephen F. Austin	A
Feb. 9	L	76-51	Louisiana Tech	A
Feb. 13	W	67-62	Notre Dame	H
Feb. 18	W	84-67	Auburn	H
Feb. 24	L	87-85	Vanderbilt (OT)	H#

! - 7-Up Desert Classic (Las Vegas, Nev.)
 @ - Giusti Tournament of Champions (Portland, Ore.)
 # - SEC Western Division Playoffs

1985-86

Record: 20-9 (2-7 SEC/Eighth)
Coach: Lois Myers

Nov. 22	W	89-81	Tennessee State	A
Nov. 25	W	79-50	Jackson State	H
Dec. 6	W	78-69	Boston College	N!
Dec. 7	L	66-58	Northwestern	A!
Dec. 8	W	66-40	Marquette	A
Dec. 14	W	70-47	Troy	A
Dec. 18	W	80-68	Jackson State	A
Dec. 19	W	87-68	Arkansas State	A
Dec. 30	W	86-53	Missouri State	H
Jan. 2	W	57-44	Mississippi State	A
Jan. 4	W	88-36	Stephen F. Austin	H
Jan. 6	W	88-58	UAB	A
Jan. 9	W	85-70	Alabama-Huntsville	A
Jan. 10	W	85-54	North Alabama	A
Jan. 15	L	87-86	Auburn (OT)	H
Jan. 18	L	89-71	Tennessee	A
Jan. 23	L	84-75	Vanderbilt	A@
Jan. 24	W	78-50	David Lipscomb	A
Jan. 26	W	83-62	Florida	H
Jan. 29	L	76-69	Mississippi	A
Feb. 1	W	88-69	Clemson	H
Feb. 3	W	71-58	Alcorn State	H
Feb. 5	L	73-69	Georgia	H
Feb. 8	L	83-82	LSU	H
Feb. 12	W	76-75	Kentucky	H
Feb. 17	W	82-69	UAB	H
Feb. 22	L	82-77	Louisiana Tech	H
Feb. 28	W	71-57	Florida	N#
March 1	L	88-71	Georgia	A#

! - Northwestern Classic (Evanston, Ill.)
 @ - Held at Aquinas JC (Nashville, Tenn.)
 # - SEC Tournament (Athens, Ga.)

1986-87

Record: 19-10 (2-7 SEC/Eighth)
Coach: Lois Myers

Nov. 28	W	81-60	Florida A&M	N!
Nov. 29	W	76-49	UAB	N!
Nov. 30	L	78-59	Georgia	N!
Dec. 3	W	81-70	Livingston	H
Dec. 5	W	77-72	Texas-San Antonio	N@
Dec. 6	W	75-68	Stephen F. Austin	A@
Dec. 9	L	94-89	Texas Tech (2OT)	H
Dec. 13	W	85-64	Troy	A
Dec. 18	W	102-58	Illinois-Chicago	H
Dec. 30	W	85-79	Clemson	A
Dec. 31	W	81-69	Chattanooga	A
Jan. 2	W	94-92	Northwestern State	N#
Jan. 3	W	67-66	Nevada	N#
Jan. 9	W	84-28	Tennessee State	H
Jan. 11	L	90-84	Vanderbilt	H
Jan. 17	L	74-70	Mississippi	H
Jan. 24	W	99-60	Mississippi College	H
Jan. 29	W	79-58	UAB	H
Feb. 1	L	77-55	Georgia	A
Feb. 4	W	77-54	Mississippi State	H
Feb. 7	L	89-80	Kentucky	A
Feb. 11	W	74-64	Alcorn State	A
Feb. 15	L	81-66	LSU	A
Feb. 21	L	78-60	Auburn	A
Feb. 26	L	108-77	Tennessee	H
Feb. 28	W	87-65	Florida	H
March 2	W	83-60	Mississippi College	A
March 4	W	88-76	Mississippi State	N%
March 5	L	89-61	Auburn	N%

! - Southern Invitational (Atlanta, Ga.)
 @ - Ladyjack Dial Classic (Nacogdoches, Texas)
 # - Nevada-Reno Wolfpack Classic (Reno, Nev.)
 % - SEC Tournament (Albany, Ga.)

1987-88

Record: 18-10 (5-4 SEC/Sixth)
NCAA MIDWEST REGIONAL
Coach: Lois Myers

Nov. 27	W	103-56	Tennessee State	A
Nov. 29	W	80-74	Arizona (2OT)	N!
Nov. 30	L	66-63	Western Kentucky	N!
Dec. 4	L	81-58	Virginia	N@
Dec. 5	W	80-69	St. Joseph's	N@
Dec. 8	W	88-72	Livingston	A
Dec. 13	W	76-67	UAB	A
Dec. 19	W	86-62	Montevallo	H
Dec. 20	W	88-76	Southern Mississippi	H
Dec. 31	L	102-81	New Mexico State	A
Jan. 2	L	74-64	Texas Tech	A
Jan. 7	L	84-67	Georgia	H
Jan. 13	W	74-54	Kentucky	H
Jan. 15	W	83-64	Arkansas State	H
Jan. 20	W	81-79	LSU (OT)	H
Jan. 23	L	97-70	Tennessee	A
Jan. 27	L	88-57	Auburn	H
Feb. 1	W	70-64	Florida State	A
Feb. 3	W	75-53	Florida	A
Feb. 8	W	97-58	Middle Tennessee State	H
Feb. 10	W	82-63	Alcorn State	H
Feb. 13	W	77-73	Mississippi State	A

Feb. 15	W	84-78	Union University	H
Feb. 18	L	71-65	Vanderbilt	A
Feb. 24	W	87-86	Mississippi	A
Feb. 26	W	88-57	Alabama State	H
March 4	L	76-66	Mississippi	N#
March 16	L	77-63	South Carolina	A\$

! - Bowling Green Bank Inv. (Bowling Green, Ky.)
 @ - Investor's Classic (Charlottesville, Va.)
 # - SEC Tournament (Albany, Ga.)
 \$ - NCAA Tournament, First Round (Columbia, S.C.)

1988-89

Record: 14-15 (1-8 SEC/Tenth)
Coach: Lois Myers

Nov. 13	W	60-59	Sweden (Exh.)	H
Nov. 25	L	75-66	West Virginia	N!
Nov. 26	W	88-29	Texas Pan American	N!
Nov. 29	W	107-43	Tennessee State	H
Dec. 2	W	82-54	McNeese State	N@
Dec. 3	L	84-79	Southern Mississippi	A@
Dec. 10	L	75-71	North Carolina	N#
Dec. 11	W	77-31	American	N#
Dec. 15	W	98-59	North Alabama	H
Dec. 17	L	66-57	Tennessee Tech	H
Dec. 18	W	91-77	Alcorn State	H
Dec. 29	W	84-67	Arizona State	N\$
Dec. 30	L	65-54	St. John's	A\$
Jan. 4	W	80-64	Tulane	H
Jan. 7	L	73-58	Mississippi	H
Jan. 11	W	73-54	Georgia Southern	H
Jan. 14	L	76-75	Florida	A
Jan. 17	W	83-57	Union	A
Jan. 21	L	74-71	LSU	A
Jan. 22	W	69-67	Tulane	A
Jan. 25	L	86-71	Alcorn State	A
Jan. 30	W	70-68	Florida State	H
Feb. 4	L	91-79	Vanderbilt	H
Feb. 8	W	77-64	Mississippi State	H
Feb. 11	L	56-55	Georgia	A
Feb. 17	L	89-84	Kentucky	A
Feb. 22	L	89-44	Auburn	A
Feb. 26	L	81-65	Tennessee	H
March 3	W	59-55	Mississippi State	N%
March 4	L	89-61	Tennessee	N%

! - Reser-Sooner Classic (Norman, Okla.)
 @ - Lady Golden Eagle Classic (Hattiesburg, Miss.)
 # - Lady Herd Classic (Huntington, W. Va.)
 \$ - Very Rev. Cahill C.M. Tourn. (Jamaica, N.Y.)
 % - SEC Tournament (Albany, Ga.)

1989-90

Record: 16-12 (4-5 SEC/Seventh)
Coach: Rick Moody

Nov. 24	W	86-59	Chattanooga	N!
Nov. 25	W	102-70	Georgia State	A!
Nov. 29	W	71-64	Lamar	A
Dec. 1	W	91-40	Southern	N@
Dec. 2	L	71-51	Houston	A@
Dec. 6	L	81-76	Florida State	H
Dec. 8	W	84-65	Arkansas State	N#
Dec. 9	W	71-67	Alcorn State	N#
Dec. 13	W	65-60	UAB	H

YEAR-BY-YEAR RESULTS

Dec. 16	W	60-49	Alcorn State	H
Dec. 28	W	75-68	Western Kentucky	N\$
Dec. 29	L	74-69	Villanova	A\$
Jan. 2	L	62-61	Southeast Louisiana	A
Jan. 3	W	71-63	Tulane	A
Jan. 6	L	67-41	Mississippi	A
Jan. 9	L	70-65	Georgia	H
Jan. 15	W	67-57	New Orleans	H
Jan. 21	W	67-66	LSU	H
Jan. 24	W	84-71	Florida	H
Jan. 29	L	66-49	Louisiana Tech	H
Feb. 3	L	98-74	Vanderbilt	A
Feb. 5	L	74-63	Tennessee Tech	A
Feb. 8	W	69-63	Jacksonville State	H
Feb. 14	W	71-63	Mississippi State	A
Feb. 17	L	74-58	Kentucky	H
Feb. 21	W	71-68	Auburn	H
Feb. 24	L	80-65	Tennessee	A
March 2	L	71-45	Mississippi	N%

! - Southern Invitational (Atlanta, Ga.)

@ - Lady Cougar (Houston, Texas)

- Hawaiian Tropic/Shoney's Classic (Murray, Ky.)

\$ - Havoline Wildcat Christmas Classic (Villanova, Pa.)

% - SEC Tournament (Albany, Ga.)

1990-91

Record: 17-12 (3-6 SEC/Ninth)

Coach: Rick Moody

Nov. 8	L	72-68	Sweden (Exh.)	H
Nov. 23	L	80-62	UNLV	A
Nov. 24	W	76-61	San Francisco	N!
Nov. 27	W	89-79	Jacksonville State	H
Nov. 30	W	106-41	Tuskegee	N@
Dec. 2	W	92-69	Auburn-Montgomery	H
Dec. 7	W	96-44	Delaware State	N#
Dec. 8	W	77-42	Morgan State	N#
Dec. 15	W	78-57	Auburn-Montgomery	A
Dec. 17	L	67-55	New Orleans	A
Dec. 20	L	72-62	Lamar	H\$
Dec. 21	W	62-21	Georgia State	H\$
Jan. 3	L	63-57	Louisiana Tech	A
Jan. 7	W	84-70	UAB	A
Jan. 9	L	86-61	Tennessee	H
Jan. 12	W	73-63	Vanderbilt	H
Jan. 16	L	88-65	Florida State	A
Jan. 17	W	99-71	Alabama State	A
Jan. 23	W	69-57	Mississippi State	A
Jan. 24	W	72-65	Kentucky	A
Feb. 2	L	77-48	Auburn	A
Feb. 6	L	78-72	Mississippi	H
Feb. 9	L	93-90	Florida	A
Feb. 13	W	105-74	Alabama State	H
Feb. 16	L	78-66	LSU	A
Feb. 20	L	83-47	Georgia	A
Feb. 23	W	73-56	Mississippi State	H
Feb. 26	W	77-57	Southeastern Louisiana	H
March 1	W	95-75	Florida	N%
March 2	L	78-69	Georgia	N%

! - UNLV 7-Up Desert Classic (Las Vegas, Nev.)

@ - Birmingham Civic Center (Birmingham, Ala.)

- Radford Invitational (Radford, Va.)

\$ - Shoney's Classic (Tuscaloosa)

% - SEC Tournament (Albany, Ga.)

1991-92

Record: 23-7 (7-4 SEC/Third)

NCAA MIDEAST REGIONAL (Second Round)

Coach: Rick Moody

Nov. 22	W	81-58	Tulane	A
Nov. 26	W	103-62	Alabama State	H
Nov. 29	W	118-86	Louisiana-Monroe	N!
Nov. 30	L	91-86	DePaul	A!
Dec. 2	W	83-74	Loyola-Chicago	A
Dec. 6	W	100-80	Cincinnati	N@
Dec. 7	W	101-69	Middle Tennessee State	A@
Dec. 15	L	94-51	Vanderbilt	A
Dec. 17	W	97-80	Austin Peay State	A
Dec. 19	W	86-60	Jackson State	H#
Dec. 20	W	93-80	Houston	H#
Jan. 4	L	103-101	Florida	H
Jan. 8	W	92-61	Mississippi Valley State	A
Jan. 11	W	80-74	South Carolina	A
Jan. 13	W	114-90	Appalachian State	A
Jan. 18	W	80-72	LSU	H
Jan. 26	L	82-72	Tennessee	A
Jan. 28	W	86-77	Xavier	A
Feb. 1	W	78-72	Kentucky	H
Feb. 6	W	85-66	Alabama State	A
Feb. 8	W	69-66	Mississippi State	H
Feb. 12	W	72-69	Auburn	H
Feb. 15	L	72-59	Mississippi	A
Feb. 20	W	100-75	Oral Roberts	H
Feb. 22	W	80-76	Arkansas	A
Feb. 24	W	110-51	Mississippi Valley State	H
Feb. 29	W	105-81	Georgia	H
March 6	L	95-87	Kentucky	N\$
March 18	W	100-87	Tennessee Tech	H%
March 21	L	98-68	Western Kentucky	A^

! - DePaul Coopers & Lybrand Classic (Chicago, Ill.)
 @ - MTSU Garden Plaza Classic (Murfreesboro, Tenn.)
 # - Alabama Shoney's Inn Classic (Tuscaloosa, Ala.)
 \$ - SEC Tournament (Albany, Ga.)
 % - NCAA Mideast Subregional (Tuscaloosa, Ala.)
 ^ - NCAA Mideast Subregional (Bowling Green, Ky.)

1992-93

Record: 22-9 (6-5 SEC/Fifth)

NCAA MIDEAST REGIONAL (Second Round)

Coach: Rick Moody

Dec. 1	L	92-76	Athletes in Action (Exh.)	H
Dec. 4	W	91-71	Delta State	N!
Dec. 5	L	93-72	Louisiana Tech	A!
Dec. 13	L	87-70	Vanderbilt	H
Dec. 15	W	111-79	Austin Peay	H
Dec. 18	W	117-51	Grambling State	H@
Dec. 19	L	79-68	Clemson	H@
Dec. 29	W	103-101	Georgia Tech (OT)	N#
Dec. 30	W	71-64	St. Joseph's	A#
Jan. 2	L	81-75	Florida	A
Jan. 5	W	95-76	Xavier (Ohio)	H
Jan. 9	W	82-67	South Carolina	H
Jan. 16	W	74-69	LSU	A
Jan. 18	W	94-65	South Alabama	A
Jan. 21	W	91-69	Mercer	A
Jan. 23	L	86-74	Tennessee	H
Jan. 26	W	90-74	Tulane	H
Jan. 31	L	77-73	Kentucky	A

Feb. 3	W	107-64	Loyola-Chicago	H
Feb. 6	W	102-89	Mississippi State	A
Feb. 8	W	94-64	Appalachian State	H
Feb. 13	W	93-74	Mississippi	H
Feb. 17	L	93-67	Auburn	A
Feb. 20	W	66-56	Arkansas	H
Feb. 25	W	122-52	Oral Roberts	H
Feb. 28	W	67-50	Georgia	A
March 1	W	80-57	Alabama State	A
March 5	W	106-86	LSU	N%
March 6	W	88-73	Florida	N%
March 7	L	76-72	Georgia	N%
March 17	W	102-70	Georgia Southern	H^
March 21	L	74-73	North Carolina	A&

! - Louisiana Tech Dial Classic (Ruston, La.)

@ - Alabama's Shoney's Classic (Tuscaloosa, Ala.)

- St. Joseph's Texaco/Hawk Classic (Philadelphia, Pa.)

% - SEC Tournament (Chattanooga, Tenn.)

^ - NCAA Mideast Subregional (Tuscaloosa, Ala.)

& - NCAA Mideast Subregional (Chapel Hill, N.C.)

1993-94

Record: 26-7 (7-4 SEC/Fourth)

NCAA MIDWEST REGIONAL (Final Four)

Coach: Rick Moody

Nov. 17	W	69-63	Levski-Totel (Exh.)	H
Nov. 24	W	91-87	Athletes in Action (Exh.)	H
Nov. 26	W	82-62	Eastern Washington	N!
Nov. 27	W	99-57	Iowa State	A!
Dec. 3	W	98-31	Coppin State	H@
Dec. 4	W	81-50	Grambling State	H@
Dec. 8	W	86-65	East Tennessee State	A
Dec. 11	W	99-77	Louisiana Tech	H
Dec. 29	W	107-53	Eastern Carolina	N#
Dec. 30	L	89-83	North Carolina	N#
Dec. 31	W	87-33	Florida State	N#
Jan. 5	W	70-57	Georgia	H
Jan. 7	W	79-68	Illinois	A
Jan. 9	L	77-73	Vanderbilt	A
Jan. 12	W	119-43	Troy	A
Jan. 16	L	80-75	Florida	H
Jan. 18	W	101-46	Mercer	H
Jan. 22	W	94-77	South Carolina	A
Jan. 26	W	92-54	South Alabama	H
Jan. 30	W	91-74	LSU	H
Feb. 2	L	82-75	Arkansas	A
Feb. 5	L	85-69	Tennessee	A
Feb. 13	W	96-82	Kentucky	H
Feb. 16	W	84-71	Auburn	H
Feb. 19	W	68-55	Mississippi State	H
Feb. 23	W	98-56	Alabama State	H
Feb. 26	W	76-64	Mississippi	A
Feb. 28	W	101-66	Troy	H
March 4	W	86-84	Mississippi (OT)	N\$
March 6	L	72-56	Tennessee	N\$
March 13	W	96-86	Oregon State	H%
March 20	W	84-78	Iowa	A%
March 25	W	73-68	Texas Tech	N^
March 26	W	96-82	Penn State	N^
April 2	L	69-66	Louisiana Tech	N&

! - Iowa State Cyclone Classic (Des Moines, Iowa)
 @ - Alabama's Shoney's Classic (Tuscaloosa, Ala.)
 # - UCF Holiday Classic (Orlando, Fla.)

YEAR-BY-YEAR RESULTS

\$ - SEC Tournament (Chattanooga, Tenn.)
 % - NCAA Midwest Subregional (Tuscaloosa, Ala.)
 ^ - Midwest Regional (Austin, Texas)
 & - NCAA Final Four (Richmond, Va.)

1994-95

Record: 22-9 (7-4 SEC/T-Fourth)
 NCAA EAST REGIONAL (Sweet 16)

Coach: Rick Moody

Nov. 12	W	103-91	Uralmash, Russia (Exh.)	H
Nov. 22	W	67-42	Athletes in Action (Exh.)	H
Nov. 25	W	73-57	Villanova	H!
Nov. 26	W	90-70	Grambling State	H!
Dec. 2	W	74-62	Colorado State	N@
Dec. 3	W	105-87	Notre Dame	N@
Dec. 6	W	93-79	Arkansas	H
Dec. 9	W	102-50	Lamar	N#
Dec. 10	W	99-62	Texas-Arlington	A#
Dec. 19	W	99-70	Middle Tennessee State	H
Dec. 28	L	79-76	San Diego State	N\$
Dec. 29	W	119-46	UNC-Asheville	N\$
Jan. 3	W	102-64	East Tennessee State	H
Jan. 5	L	75-73	Maine	A
Jan. 8	W	71-63	Vanderbilt	H
Jan. 10	W	84-47	Illinois	H
Jan. 15	L	97-88	Florida	A
Jan. 18	L	91-67	Georgia	A
Jan. 22	W	85-62	South Carolina	H
Jan. 28	L	86-70	Auburn	A
Jan. 31	W	90-60	LSU	A
Feb. 5	W	95-63	Central Florida	H
Feb. 7	L	95-44	Tennessee	H
Feb. 11	L	72-56	Louisiana Tech	A
Feb. 18	W	68-62	Kentucky	A
Feb. 25	W	76-55	Mississippi State	A
Feb. 27	W	84-78	Mississippi	H
March 1	W	94-60	Tennessee State	H
March 4	W	86-72	Arkansas	N%
March 5	L	84-70	Tennessee	N%
March 16	W	82-55	Mt. St. Mary's	H^
March 18	W	121-120	Duke (4OT)	H^
March 23	L	87-56	Connecticut	A&

! - UA/Sheraton Capstone Inn Classic (Tuscaloosa, Ala.)
 @ - UCI-Irvine Newport Marriott Classic (Irvine, Calif.)
 # - UT-Arlington Country Suites Classic (Arlington, Texas)
 \$ - St. Joseph's Redman Christmas Inv. (Jamaica, N.Y.)
 % - SEC Tournament (Chattanooga, Tenn.)
 ^ - NCAA East Subregional (Tuscaloosa, Ala.)
 & - NCAA East Regional (Storrs, Conn.)

1995-96

Record: 24-8 (7-4 SEC/Third)
 NCAA WEST REGIONAL (Sweet 16)

Coach: Rick Moody

Nov. 13	W	94-36	Victoria All-Stars (Exh.)	H
Nov. 17	W	84-80	Athletes in Action (Exh.)	H
Nov. 24	W	87-58	Central Florida	H!
Nov. 25	W	79-43	Maine	H!
Dec. 2	W	95-64	East Tennessee State	A
Dec. 3	W	85-57	Richmond	A@
Dec. 8	L	81-67	Connecticut	N@
Dec. 9	W	92-62	Jackson State	N#

Dec. 17	W	68-53	Middle Tennessee State	A#
Dec. 18	L	89-83	Georgia	H
Dec. 18	W	94-35	Bethune Cookman	H
Dec. 21	W	89-62	UNC Greensboro	N\$
Dec. 22	W	73-52	Vermont	A\$
Dec. 28	W	71-62	Oklahoma	N%
Dec. 28	W	70-64	Western Kentucky	N%
Jan. 4	W	92-85	Arkansas (OT)	A
Jan. 7	L	65-55	Mississippi	A
Jan. 13	W	97-64	Mississippi State	H
Jan. 16	W	74-69	Northwestern State	A
Jan. 20	W	66-51	Kentucky	H
Jan. 24	W	69-67	Auburn	H
Jan. 28	L	81-69	Tennessee	A
Jan. 31	W	105-42	Alabama State	H
Feb. 3	W	86-60	LSU	H
Feb. 13	L	75-58	Auburn	A
Feb. 17	W	73-54	Florida	H
Feb. 19	L	73-59	Vanderbilt	A
Feb. 22	W	75-68	South Carolina (OT)	A
March 2	W	65-59	Auburn	N^
March 3	W	86-70	LSU	N^
March 4	L	64-60	Tennessee	N^
March 15	W	95-66	Appalachian State	H&
March 17	W	88-68	N.C. State	H&
March 23	L	78-76	Stanford (OT)	N*

! - UA Sheraton Capstone Inn Classic (Tuscaloosa, Ala.)
 @ - Richmond's Central Fidelity Inv. (Richmond, Va.)
 # - Garden Plaza/Lady Raider Classic (Murfreesboro, Tenn.)
 \$ - Vermont's Howard Bank Cl. (Burlington, Vt.)
 % - Junkanoo Shootout (Nassau, Bahamas)
 ^ - SEC Tournament (Chattanooga, Tenn.)
 & - NCAA West Subregional (Tuscaloosa, Ala.)
 * - NCAA West Regional (Seattle, Wash.)

1996-97

Record: 25-7 (10-2 SEC/Second)
 NCAA EAST REGIONAL (Sweet 16)

Coach: Rick Moody

Nov. 14	W	116-45	Byelorussia (Exh.)	H
Nov. 17	L	74-65	Stanford	A
Nov. 21	W	71-53	Athletes in Action (Exh.)	H
Nov. 28	W	102-74	Arizona State	N!
Nov. 29	W	88-32	Puerto Rico-Mayaguez	A
Nov. 30	L	91-81	North Carolina State	N!
Dec. 6	W	62-37	Jackson State	H@
Dec. 7	W	85-44	Lynn	H@
Dec. 18	W	89-44	Akron	N#
Dec. 19	W	68-47	Penn State	N#
Dec. 20	W	88-74	North Carolina	N#
Dec. 27	W	70-67	Grambling State	N\$
Dec. 29	W	73-43	Miami	A\$
Jan. 2	W	70-65	Oral Roberts	H
Jan. 5	W	88-60	Mississippi	H
Jan. 7	W	68-65	Auburn	A
Jan. 10	W	72-52	Mississippi State	A
Jan. 15	W	68-64	Georgia	A
Jan. 17	W	101-67	Oral Roberts	A
Jan. 22	W	78-62	Kentucky	N%
Jan. 26	L	63-60	Tennessee	H
Jan. 27	W	78-44	Jackson State	H
Feb. 1	L	84-74	LSU	A
Feb. 6	W	102-61	Arkansas	H

Feb. 9	W	87-38	South Carolina	H
Feb. 11	W	89-57	Auburn	H
Feb. 16	W	86-81	Florida	A
Feb. 18	L	69-67	UNC-Charlotte (OT)	A
Feb. 23	W	70-60	Vanderbilt	H
March 1	W	85-63	Arkansas	N^
March 2	L	83-72	Florida	N^
March 4	W	94-50	Saint Francis	H&
March 16	W	61-52	St. Joseph's	H&
March 22	L	87-71	Notre Dame	N*

! - San Juan Shootout (Puerto Rico)
 @ - Alabama Sheraton Capstone Inn Classic (Tuscaloosa, Ala.)
 # - CellularOne Beach Classic (Myrtle Beach, S.C.)
 \$ - Miami's Holiday Classic (Miami, Fla.)
 % - Cincinnati, Ohio
 ^ - SEC Tournament (Chattanooga, Tenn.)
 & - NCAA East Subregional (Tuscaloosa, Ala.)
 * - NCAA East Regional (Columbia, S.C.)

1997-98

Record: 24-10 (10-4 SEC/T-Second)
 NCAA MIDWEST REGIONAL (Sweet 16)

Coach: Rick Moody

Nov. 5	W	82-55	Baltic All-Stars (Exh.)	H
Nov. 10	W	88-68	B.C. Shelen (Exh.)	H
Nov. 14	W	91-41	Furman	H!
Nov. 16	L	74-66	Nebraska	A!
Nov. 28	W	91-62	Marshall	N@
Nov. 29	L	61-58	Iowa State	N@
Nov. 30	W	77-70	Indiana	N@
Dec. 2	W	104-43	Samford	H
Dec. 6	W	94-53	Akron	H
Dec. 17	L	89-87	Stephen F. Austin	N#
Dec. 18	W	74-49	Elon	N#
Dec. 21	L	70-62	Florida	A
Dec. 28	W	79-70	Boston College (OT)	N\$
Dec. 29	L	74-69	St. Joseph's (OT)	A\$
Jan. 4	W	82-62	South Carolina	A
Jan. 7	W	62-46	Auburn	H
Jan. 11	L	102-92	Arkansas (OT)	A
Jan. 14	W	82-62	Mississippi	A
Jan. 18	W	85-69	Mississippi State	H
Jan. 20	W	74-68	Northwestern State	A
Jan. 24	W	62-56	Kentucky	H
Jan. 29	W	67-54	LSU	A
Feb. 1	L	73-66	Tennessee	A
Feb. 3	W	73-51	LSU	H
Feb. 5	W	74-50	UNC-Charlotte	H
Feb. 8	W	90-77	Georgia	H
Feb. 11	W	62-45	Auburn	A
Feb. 14	W	73-51	Florida	H
Feb. 18	W	87-48	Georgia Southern	A
Feb. 22	L	81-79	Vanderbilt	A
Feb. 27	W	92-72	South Carolina	N%
Feb. 28	W	74-61	Florida	N%
March 1	L	67-63	Tennessee	N%
March 13	W	94-46	UNC Greensboro	H^
March 15	W	75-74	UCLA	H^
March 21	L	71-57	Louisiana Tech	N&

! - Preseason WNIT
 @ - Rainbow Wahine Invitational (Honolulu, Hawaii)
 # - L'eggs Classic (Las Cruces, N.M.)
 \$ - Corestates Hawk Classic (Philadelphia, Pa.)

YEAR-BY-YEAR RESULTS

% - SEC Tournament (Columbus, Ga.)
 ^ - NCAA Midwest Subregional (Tuscaloosa, Ala.)
 &x - NCAA Midwest Regional (Lubbock, Texas)

1998-99

Record: 20-11 (7-7 SEC/T-Fifth)
 NCAA MIDWEST REGIONAL (Second Round)
 Coach: Rick Moody

Nov. 6	W	107-78	Miss. All-Stars (Exh.)	H
Nov. 10	W	79-66	Athletes in Action (Exh.)	H
Nov. 13	W	93-65	Northwestern State	H
Nov. 15	W	72-40	Georgia Southern	H
Nov. 19	W	96-52	Samford	A
Nov. 27	W	77-31	New Mexico State	N!
Nov. 28	W	87-67	DePaul	A!
Dec. 1	W	96-55	South Alabama	A
Dec. 5	W	79-68	Old Dominion	N@
Dec. 6	L	77-73	Penn State	N@
Dec. 10	L	77-71	Florida	H
Dec. 13	W	97-80	UAB	N#
Dec. 20	L	90-75	North Carolina	N\$
Dec. 29	W	92-71	TCU	N%
Dec. 30	W	65-56	St. Peter's	A%
Jan. 3	L	85-70	Georgia	A
Jan. 7	L	73-69	Auburn	A
Jan. 14	W	78-51	Mississippi	H
Jan. 17	W	75-59	Mississippi State	A
Jan. 24	L	76-72	Kentucky	A
Jan. 28	W	71-66	LSU	H
Jan. 31	L	85-73	Tennessee	H
Feb. 3	L	75-50	LSU	A
Feb. 7	W	87-73	South Carolina	H
Feb. 11	W	72-57	Auburn	H
Feb. 15	W	75-73	Florida	A
Feb. 18	L	77-73	Arkansas	H
Feb. 21	W	102-59	Vanderbilt	H
Feb. 25	W	82-71	South Carolina	N^
Feb. 26	W	76-72	Auburn	N^
Feb. 27	L	80-69	Tennessee	N^
March 12	W	80-68	Grambling State	N&
March 14	L	70-56	North Carolina	A&

! - Moran Realty Classic (Chicago, Ill.)
 @ - Wachovia Women's Invitational (Richmond, Va.)
 # - Hardwood Classic (Birmingham, Ala.)
 \$ - ACC-SEC Challenge (Myrtle Beach, S.C.)
 % - St. Peter's Holiday Classic (Jersey City, N.J.)
 ^ - SEC Tournament (Chattanooga, Tenn.)
 &x - NCAA Midwest Subregional (Chapel Hill, N.C.)

1999-2000

Record: 15-14 (5-9 SEC/T-Eighth)
 WNIT (First Round)
 Coach: Rick Moody

Nov. 2	W	94-82	Miss. All-Stars (Exh.)	H
Nov. 10	W	76-67	Slovan Bratislava (Exh.)	H
Nov. 19	W	77-50	St. John's	N!
Nov. 20	L	73-72	Michigan State	A!
Nov. 23	W	88-51	Samford	H
Nov. 26	W	63-60	Kansas State	N@
Nov. 27	W	87-77	Drake	N@
Nov. 30	W	82-54	South Alabama	H
Dec. 2	L	81-69	Tulane	A

Dec. 5	W	82-62	Akron	A
Dec. 11	W	76-51	Alabama A&M	H
Dec. 20	W	84-69	UMKC	N#
Dec. 21	W	61-59	St. Mary's	A#
Dec. 29	L	77-57	Memphis	A
Jan. 6	W	84-58	Belmont	H
Jan. 9	L	71-62	Georgia	H
Jan. 13	L	69-51	Auburn	A
Jan. 20	W	69-67	Mississippi	A
Jan. 23	L	85-65	Mississippi State	H
Jan. 27	W	68-67	Kentucky	H
Jan. 30	W	69-67	Mississippi	H
Feb. 3	L	66-62	Arkansas	A
Feb. 6	L	65-47	Tennessee	A
Feb. 10	W	72-68	LSU	H
Feb. 13	L	69-59	Auburn	H
Feb. 17	W	69-67	South Carolina	A
Feb. 20	L	68-63	Vanderbilt	H
Feb. 24	L	72-37	Georgia	A
Feb. 27	L	84-60	Florida	A
March 2	L	67-63	Kentucky	N\$
March 16	L	70-68	Chattanooga	A%

! - Felpausch/MSU Holiday Classic (E. Lansing, Mich.)
 @ - Torneo Cancun de Basquetbol (Cancun, Mexico)
 # - St. Mary's Christmas Classic (Moraga, Calif.)
 \$ - SEC Tournament (Chattanooga, Tenn.)
 % - WNIT

2000-01

Record: 19-12 (5-9 SEC/T-Eighth)
 WNIT (Second Round)
 Coach: Rick Moody

Nov. 17	W	66-42	Samford	A
Nov. 22	W	64-63	Tulane	H
Nov. 24	W	76-63	California	N!
Nov. 25	W	73-43	Illinois-Chicago	A!
Nov. 28	W	53-46	South Alabama	A
Dec. 2	W	70-67	Belmont	A
Dec. 6	W	65-55	Memphis	H
Dec. 10	W	54-53	Michigan State	H
Dec. 20	W	66-56	Creighton	N@
Dec. 21	L	58-54	Oklahoma State (OT)	N@
Dec. 29	W	74-62	UMass	N#
Dec. 31	W	86-77	St. Peter's (OT)	A#
Jan. 4	W	74-41	Alabama A&M	H
Jan. 7	L	96-41	Georgia	A
Jan. 11	W	60-53	Auburn	H
Jan. 14	L	82-67	South Carolina	H
Jan. 18	L	65-57	Mississippi	H
Jan. 21	W	65-62	Mississippi State	A
Jan. 25	L	71-64	Kentucky	A
Jan. 28	W	67-64	Mississippi	A
Feb. 1	W	74-69	Arkansas	H
Feb. 4	L	97-75	Tennessee	H
Feb. 8	L	74-58	LSU	A
Feb. 11	W	61-60	Auburn	A
Feb. 18	L	68-56	Vanderbilt	A
Feb. 22	L	71-48	Georgia	H
Feb. 25	L	74-62	Florida	H
March 1	W	59-55	Auburn	N\$
March 2	L	82-52	Tennessee	N\$
March 15	W	77-67	Memphis	H%
March 18	L	84-72	UAB	A%

! - UIC Thanksgiving Tournament (Chicago, Ill.)
 @ - SunSplash Shootout (Nassau, Bahamas)
 # - St. Peter's Holiday Classic (Jersey City, N.J.)
 \$ - SEC Tournament (Memphis, Tenn.)
 % - WNIT

2001-02

Record: 19-12 (7-7 SEC/T-Seventh)
 WNIT (Quarterfinals)
 Coach: Rick Moody

Nov. 16	W	96-44	Samford	H
Nov. 20	W	101-58	Troy	H
Nov. 23	W	90-89	Louisville	N!
Nov. 24	L	81-79	Pepperdine	A!
Nov. 27	W	73-38	Birmingham Southern	A
Dec. 2	L	78-75	Providence	A
Dec. 5	L	89-84	Alabama State	A
Dec. 9	W	63-61	South Alabama	H
Dec. 18	W	72-53	Jacksonville State	A
Dec. 21	W	85-69	SMU	N@
Dec. 22	W	71-56	Maryland	N@
Dec. 29	W	66-65	UMass	N#
Dec. 30	W	70-61	Villanova	A#
Jan. 6	L	63-62	Kentucky	H
Jan. 10	W	84-70	Arkansas	A
Jan. 13	L	83-77	Florida	A
Jan. 17	L	69-46	Vanderbilt	H
Jan. 20	L	82-57	Tennessee	A
Jan. 24	W	78-70	Auburn	H
Jan. 27	W	61-58	Kentucky	A
Feb. 3	L	72-70	Arkansas	H
Feb. 7	W	92-86	Mississippi State	H
Feb. 10	W	60-57	Auburn	A
Feb. 14	L	69-54	South Carolina	A
Feb. 17	W	86-69	Mississippi	H
Feb. 21	L	73-62	Georgia	A
Feb. 24	W	82-73	LSU	H
Feb. 28	L	64-60	Georgia	N\$
March 13	W	68-67	Missouri	A^
March 17	W	99-77	Eastern Kentucky	A^
March 19	L	79-61	Michigan State	A^

! - Pepperdine Thanksgiving Classic (Malibu, Calif.)
 @ - Torneo Cancun de Basquetbol (Cancun, Mexico)
 # - PNC Wildcat Classic (Villanova, Penn.)
 \$ - SEC Tournament (Nashville, Tenn.)
 ^ - WNIT

2002-03

Record: 13-15 (3-11 SEC/10th)
 Coach: Rick Moody

Nov. 22	W	68-46	Samford	A
Nov. 26	W	75-58	Birmingham-Southern	H
Nov. 29	W	61-56	UT-San Antonio	A!
Nov. 30	W	69-56	Stephen F. Austin	N!
Dec. 3	W	72-56	Providence	H
Dec. 7	W	67-64	Liberty	N@
Dec. 8	L	81-72	East Carolina	A@
Dec. 16	W	80-72	Illinois-Chicago	H
Dec. 18	L	79-57	South Alabama	A
Dec. 21	W	70-59	BYU	N#
Dec. 29	W	89-64	Bucknell	N\$
Dec. 30	W	62-57	St. Peter's	A\$

RECORDS & HISTORY

YEAR-BY-YEAR RESULTS

Jan. 4	L	68-62	Houston	A
Jan. 12	L	59-55	Kentucky	A
Jan. 16	L	88-45	Tennessee	H
Jan. 19	L	65-61	Auburn	A
Jan. 23	L	77-47	Georgia	H
Jan. 26	W	81-70	Mississippi	A
Jan. 30	L	72-56	Mississippi State	A
Feb. 2	L	59-58	Arkansas	H
Feb. 6	L	80-69	Vanderbilt	A
Feb. 9	L	48-34	South Carolina	H
Feb. 13	L	85-43	LSU	A
Feb. 16	W	69-65	Florida	H
Feb. 23	L	73-71	Kentucky (2OT)	H
Feb. 27	W	67-62	Auburn	H
March 2	L	68-57	Arkansas	A
March 6	L	53-48	Arkansas	N%

! - Hampton Inn Six Flags/UTSA Classic (San Antonio, Texas)
 @ - US Cellular Invitational (Greenville, N.C.)
 # - Triple Crown Sports Classic (Albuquerque, N.M.)
 \$ - St. Peter's Holiday Classic (Jersey City, N.J.)
 % - SEC Tournament (Little Rock, Ark.)

2003-04

Record: 12-16 (4-10 SEC/10th)
 Coach: Rick Moody

Nov. 24	W	76-74	Michigan (OT)	A
Nov. 28	L	77-56	Boston College	A!
Nov. 29	W	84-66	Long Beach State	A!
Dec. 2	W	81-52	Jacksonville State	H
Dec. 5	W	76-63	Texas-San Antonio	H
Dec. 7	L	68-51	Virginia Tech	H
Dec. 15	W	83-61	Tennessee Tech	H
Dec. 18	W	77-44	Bethune-Cookman	N@
Dec. 19	W	63-41	Central Florida	A@
Dec. 21	L	61-55	Florida International	A
Dec. 29	W	77-55	Santa Clara	A
Jan. 3	L	76-70	Houston	H
Jan. 8	L	65-61	Middle Tennessee (OT)	A
Jan. 11	W	74-71	South Carolina	H
Jan. 15	W	67-62	Mississippi	H
Jan. 18	L	72-51	Tennessee	A
Jan. 22	L	70-61	Auburn	A
Jan. 25	L	65-57	Mississippi State	H
Jan. 29	L	76-69	Florida	A
Feb. 1	L	71-68	Georgia	A
Feb. 5	L	103-68	LSU	H
Feb. 8	W	81-68	Vanderbilt	H
Feb. 12	L	77-51	South Carolina	A
Feb. 15	W	68-65	Arkansas	H
Feb. 22	L	62-59	Kentucky	A
Feb. 26	L	72-40	Auburn	H
Feb. 29	L	81-78	Mississippi State (OT)	A
March 4	L	63-56	Mississippi	N#

! - Coors Rocky Mountain Invitational (Fort Collins, Colo.)
 @ - UCF Classic (Orlando, Fla.)
 # - SEC Tournament (Nashville, Tenn.)

2004-05

Record: 14-15 (4-10 SEC/Ninth)

Coach: Rick Moody

Nov. 19	W	81-79	Michigan (OT)	H
Nov. 22	W	80-66	Middle Tennessee State	H
Nov. 26	W	81-66	Columbia	A!
Nov. 27	W	76-56	Washington	A!
Dec. 4	L	72-59	Virginia Tech	A
Dec. 7	W	74-55	UAB	H
Dec. 11	W	62-59	Tennessee Tech	A
Dec. 18	L	71-52	Kansas State	A@
Dec. 21	W	71-62	Alabama A&M	H
Dec. 29	L	67-59	Deleware	A#
Dec. 30	W	78-60	Yale	A#
Jan. 3	W	60-54	Florida International	H
Jan. 5	L	86-83	South Dakota State	H
Jan. 9	W	69-39	Kentucky	H
Jan. 13	L	84-77	Mississippi State	A
Jan. 16	L	76-51	LSU	A
Jan. 20	W	75-62	South Carolina	H
Jan. 23	L	59-43	Auburn	A
Jan. 30	W	72-61	Mississippi State	H
Feb. 3	L	72-63	Georgia	H
Feb. 6	W	77-66	Florida	H
Feb. 10	L	83-68	Arkansas	A
Feb. 13	L	68-54	Mississippi	A
Feb. 17	L	74-63	Auburn	H
Feb. 20	L	66-57	South Carolina	A
Feb. 24	L	64-53	Vanderbilt	A
Feb. 27	L	94-81	Tennessee	H
March 3	W	62-58	Florida	N\$
March 4	L	60-59	LSU	N\$

! - Seattle Times Classic (Seattle, Wash.)
 @ - Triple Crown Sports Classic (Springfield, Mo.)
 # - Christmas City Classic (Bethlehem, Pa.)
 \$ - SEC Tournament (Greenville, S.C.)

2005-06

Record: 9-19 (3-11 SEC/11th)
 Coach: Stephany Smith

Nov. 18	L	56-52	Washington	H
Nov. 21	W	77-71	Santa Clara	H
Nov. 25	L	69-48	Virginia	N!
Nov. 26	W	76-46	Nevada	N!
Dec. 1	W	81-55	Alabama A&M	H
Dec. 6	L	70-62	UAB	A
Dec. 10	W	59-54	Southeastern Louisiana	H
Dec. 18	L	78-69	South Dakota State	A
Dec. 20	L	68-56	North Dakota State	A
Dec. 22	W	76-71	Georgia Southern	H
Dec. 29	W	66-51	Southern	N@
Dec. 30	L	56-48	South Alabama	A@
Jan. 2	L	61-55	East Carolina	H
Jan. 5	L	59-44	Florida	A
Jan. 8	W	68-54	Auburn	H
Jan. 15	W	75-73	Arkansas	H
Jan. 19	L	79-43	LSU	A
Jan. 22	L	68-47	South Carolina	H
Jan. 26	L	65-56	Auburn	A
Jan. 29	L	89-54	Tennessee	A
Feb. 2	L	65-53	Vanderbilt	H
Feb. 5	L	84-59	Georgia	A
Feb. 9	L	77-67	Mississippi	H
Feb. 12	W	61-59	Mississippi State	A

Feb. 19	L	82-65	Tennessee	H
Feb. 23	L	86-61	LSU	H
Feb. 26	L	80-60	Kentucky	A
March 2	L	84-62	Vanderbilt	N#

! - Paradise Jame (St. Thomas)
 @ - South Alabama Classic (Mobile, Ala.)
 # - SEC Tournament (North Little Rock, Ark.)

2006-07

Record: 10-20 (0-14 SEC/12th)
 Coach: Stephany Smith

Nov. 10	W	62-53	Samford	H
Nov. 13	L	73-56	Arkansas State	A
Nov. 17	W	71-56	Tennessee Tech	H
Nov. 19	W	60-57	Southeastern Louisiana	H
Nov. 24	L	78-70	Missouri	A!
Nov. 25	W	75-56	Cal State Northridge	A!
Nov. 29	W	68-56	Chattanooga	H
Dec. 2	W	102-48	Savannah State	H
Dec. 4	W	84-55	McNeese State	H
Dec. 9	L	83-68	Tulane	A
Dec. 16	L	66-57	Louisiana Tech	A
Dec. 18	W	83-66	Birmingham Southern	H
Dec. 20	W	52-51	Belmont	H
Dec. 28	L	65-54	South Dakota State	H
Dec. 30	W	78-53	North Dakota State	H
Jan. 3	L	72-36	Tennessee	A
Jan. 7	L	63-58	Auburn	H
Jan. 11	L	63-62	Kentucky	H
Jan. 14	L	95-35	South Carolina	A
Jan. 18	L	71-63	Arkansas	A
Jan. 21	L	61-45	LSU	H
Jan. 28	L	80-51	Tennessee	H
Feb. 1	L	93-61	Auburn	A
Feb. 4	L	91-51	Vanderbilt	A
Feb. 8	L	92-51	Georgia	H
Feb. 11	L	84-43	Mississippi	A
Feb. 18	L	66-64	Florida	H
Feb. 22	L	89-70	Mississippi State	H
Feb. 25	L	70-27	LSU	A
March 1	L	78-49	Mississippi	N@

! - St. Mary Tournament (Moraga, Calif.)
 @ - SEC Tournament (Duluth, Ga.)

2007-08

Record: 8-22 (1-13 SEC/12th)
 Coach: Stephany Smith

Nov. 10	L	64-56	Tulane	H
Nov. 13	L	48-46	Samford	A
Nov. 18	L	49-45	Arkansas State	H
Nov. 23	L	52-43	Eastern Michigan	N!
Nov. 24	W	66-37	Washington State	N!
Nov. 28	L	75-58	Belmont	A
Nov. 30	W	53-47	Tennessee Tech	A
Dec. 5	L	62-61	Louisiana Tech	H
Dec. 9	W	66-56	St. Mary's	H
Dec. 15	L	62-34	Chattanooga	A
Dec. 17	W	62-57	Alabama A&M	H
Dec. 20	W	63-60	Hampton (OT)	H
Dec. 22	W	63-54	Jacksonville State	H
Jan. 2	L	73-62	East Tennessee State	H
Jan. 5	W	61-51	Southeastern Louisiana	H

YEAR-BY-YEAR RESULTS

Jan. 10	W	65-54	South Carolina	H
Jan. 13	L	80-65	Florida	A
Jan. 17	L	63-49	Arkansas	H
Jan. 20	L	71-53	Georgia	A
Jan. 27	L	62-48	Auburn	H
Jan. 31	L	72-59	Mississippi State	A
Feb. 3	L	76-47	Mississippi	A
Feb. 7	L	89-53	LSU	H
Feb. 10	L	92-47	Vanderbilt	H
Feb. 14	L	74-49	Auburn	A
Feb. 17	L	64-44	Kentucky	A
Feb. 21	L	85-58	Tennessee	H
Feb. 24	L	70-54	Mississippi	H
March 2	L	83-54	Vanderbilt	A
March 6	L	71-62	Georgia	N@

! - Junkanoo Jam (Grand Bahamas)
 @ - SEC Tournament (Nashville, Tenn.)

2008-09

Record: 13-17 (1-13 SEC/12th)
 Coach: Wendell Hudson

Nov. 14	W	64-55	Centenary	H
Nov. 18	L	61-55	Samford	H
Nov. 22	W	69-60	Hampton	A
Nov. 25	W	75-47	Alabama State	H
Nov. 28	L	73-56	Louisville	N!
Nov. 29	W	76-56	Northern Iowa	N!
Dec. 3	W	67-53	Central Florida	H
Dec. 7	W	90-50	Sam Houston State	H
Dec. 14	L	77-67	Middle Tennessee State	A
Dec. 17	W	70-68	Florida A&M (OT)	H
Dec. 20	W	63-53	Austin Peay	H
Dec. 22	W	76-65	Alabama A&M	H
Dec. 29	W	54-49	Belmont	H@
Dec. 30	W	81-75	Ball State	H@
Jan. 3	W	59-48	Southeastern Louisiana	A
Jan. 8	L	85-76	Vanderbilt	H
Jan. 11	L	55-34	LSU	A
Jan. 15	L	67-57	Kentucky	H
Jan. 18	L	73-43	Mississippi	A
Jan. 22	L	84-66	Auburn	A
Jan. 25	L	63-61	Georgia	H
Feb. 1	L	88-64	Vanderbilt	A
Feb. 5	L	92-71	Florida	H
Feb. 8	L	81-54	Auburn	H
Feb. 12	L	80-61	Tennessee	A
Feb. 15	L	68-57	South Carolina	A
Feb. 19	W	67-59	Mississippi	H
Feb. 22	L	74-69	Arkansas	A
March 1	L	67-49	Mississippi State	H
March 5	L	68-49	Tennessee	N#

! - Nugget Classic (Reno, Nev.)
 @ - Crimson Tide Holiday Classic (Tuscaloosa, Ala.)
 # - SEC Tournament (North Little Rock, Ark.)

2009-10

Record: 12-18 (4-12 SEC/11th)
 Coach: Wendell Hudson

Nov. 13	W	73-68	Tennessee Tech	N!
Nov. 14	L	96-90	Texas A&M C.C. (OT)	A!
Nov. 17	W	79-39	Jackson State	H
Nov. 21	L	69-67	Belmont (OT)	A
Nov. 24	W	68-55	Southeastern La.	H
Nov. 28	W	87-79	Cal State Bakersfield	N@
Nov. 29	L	64-55	Illinois	N@
Dec. 4	L	72-67	Alabama State	A
Dec. 6	W	61-56	Northwestern State	H
Dec. 14	W	64-62	UCF	A
Dec. 16	L	61-52	Florida A&M	A
Dec. 21	W	71-38	Presbyterian	H
Dec. 30	W	87-61	Southern Mississippi	H
Jan. 3	L	52-44	Georgia	H
Jan. 6	L	70-56	Mississippi	A
Jan. 10	L	80-68	South Carolina	H
Jan. 14	L	74-62	Auburn	A
Jan. 17	L	88-63	Kentucky	A
Jan. 21	W	82-58	Florida	H
Jan. 24	L	66-62	Arkansas (OT)	H
Jan. 28	L	70-61	Vanderbilt	A
Jan. 31	L	78-41	LSU	H
Feb. 4	L	77-44	Mississippi State	A
Feb. 7	W	55-53	Auburn	H
Feb. 14	L	76-47	Georgia	A
Feb. 18	L	74-67	Tennessee	H
Feb. 21	W	69-58	Arkansas	A
Feb. 25	L	71-47	Mississippi State	H
Feb. 28	W	66-61	Florida	A
March 4	L	73-66	Georgia	N#

! - Emerald Beach Tip-Off (Corpus Christi, Texas)
 @ - Holiday Beach Classic (San Luis Obispo, Calif.)
 # - SEC Tournament (Duluth, Ga.)

2010-11

Record: 18-15 (5-11 SEC/10th)
 WNIT (Round of 16)
 Coach: Wendell Hudson

Nov. 12	W	82-55	Tennessee State	H
Nov. 14	W	87-76	Central Arkansas	H
Nov. 17	W	95-84	N.C. State	H
Nov. 19	W	65-55	Georgia State	A
Nov. 23	W	69-53	McNeese State	H
Nov. 26	L	68-61	Florida State	N!
Nov. 27	W	82-80	Providence (3OT)	N!
Dec. 1	W	80-31	Alabama State	H
Dec. 4	W	90-56	Arkansas Pine Bluff	H
Dec. 12	L	79-57	Kansas	A
Dec. 18	W	64-46	Belmont	H
Dec. 20	W	67-62	Alabama A&M	H
Dec. 28	W	88-78	Southern Mississippi	A
Jan. 2	L	66-55	Auburn	H
Jan. 6	L	110-45	Tennessee	A
Jan. 9	L	72-43	LSU	A
Jan. 13	L	82-66	Vanderbilt	H
Jan. 16	L	57-53	Arkansas	H
Jan. 20	L	60-51	Georgia	H
Jan. 23	L	59-48	South Carolina	A
Jan. 27	L	70-64	Florida	A
Jan. 30	L	82-69	Kentucky	H
Feb. 3	W	66-61	Mississippi State	A

Feb. 6	L	81-54	Georgia	A
Feb. 13	W	64-59	Florida	H*
Feb. 17	W	59-51	Auburn	A
Feb. 20	W	61-52	Mississippi	H
Feb. 24	L	68-55	Mississippi State	H
Feb. 27	W	92-79	Arkansas	A
March 3	L	60-36	LSU	N#
March 17	W	80-69	Memphis	A%
March 20	W	72-70	Northwestern	A%
March 22	L	74-59	Toledo	A%

! - Junkanoo Jam (Freeport, Bahamas)
 * - Reopening of Foster Auditorium
 # - SEC Tournament (Nashville, Tenn.)
 % - WNIT

CONFERENCE SERIES RECORDS

AMERICA EAST	2-1
Albany	N/A
Binghamton	N/A
Boston University	N/A
Hartford	N/A
Maine	1-1
New Hampshire	N/A
Stony Brook	N/A
Vermont	1-0
UMBC	N/A

ATLANTIC COAST	20-19
Boston College	2-1
Clemson	1-2
Duke	1-0
Florida State	5-5
Georgia Tech	2-0
Maryland	1-0
Miami (Fla.)	2-0
North Carolina	3-6
NC State	3-1
Virginia	0-2
Virginia Tech	0-2
Wake Forest	N/A

ATLANTIC SUN	10-4
Belmont	5-3
East Tennessee State	3-1
Florida Gulf Coast	N/A
Jacksonville	N/A
Kennesaw State	N/A
Lipscomb	N/A
Mercer	2-0
North Florida	N/A
Stetson	N/A
USC-Upstate	N/A

BIG EAST	15-10
Cincinnati	1-0
Connecticut	0-2
DePaul	3-1
Georgetown	N/A
Louisville	3-1
Marquette	1-0
Notre Dame	2-1
Pittsburgh	N/A
Providence	2-1
Rutgers	N/A
St. John's	1-2
Seton Hall	N/A
South Florida	N/A
Syracuse	N/A
Villanova	2-1
West Virginia	0-1

BIG SKY	3-0
Eastern Washington	1-0
Idaho State	1-0
Montana	N/A
Montana State	N/A
Northern Arizona	N/A
Northern Colorado	N/A
Portland State	1-0
Sacramento State	N/A
Weber State	N/A

BIG SOUTH	3-0
Campbell	N/A
Charleston Southern	N/A
Coastal Carolina	N/A
Gardner-Webb	N/A
High Point	N/A
Liberty	1-0
UNC-Asheville	1-0
Presbyterian	1-0
Radford	N/A
Virginia Military Institute	N/A
Winthrop	N/A

BIG TEN	9-5
Illinois	2-1
Indiana	1-0
Iowa	1-0
Michigan	2-0
Michigan State	1-2
Minnesota	N/A
Nebraska	N/A
Northwestern	0-1
Ohio State	N/A
Penn State	2-1
Purdue	N/A
Wisconsin	N/A

BIG 12	6-9
Baylor	N/A
Iowa State	1-1
Kansas	0-1
Kansas State	1-1
Missouri	1-2
Oklahoma	1-0
Oklahoma State	0-1
Texas	0-2
Texas A&M	N/A
Texas Tech	2-1

BIG WEST	2-1
Cal Poly	N/A
Cal State-Fullerton	0-1
Cal State-Northridge	1-0
Long Beach State	1-0
Pacific	N/A
UC-Davis	N/A
UC-Irvine	N/A
UC-Riverside	N/A
UC-Santa Barbara	N/A

COLONIAL ATHLETIC	9-2
Delaware	0-1
Drexel	N/A
George Mason	N/A
Georgia State	8-1
Hofstra	N/A
James Madison	N/A
UNC-Wilmington	N/A
Northeastern	N/A
Old Dominion	1-0
Towson	N/A
VCU	N/A
William and Mary	N/A

CONFERENCE USA	37-24
UAB	13-7
Central Florida	4-0
East Carolina	1-2
Houston	1-3
Marshall	1-0
Memphis	6-6
Rice	N/A
Southern Methodist	1-0
Southern Mississippi	3-3
Texas-El Paso	N/A
Tulane	7-3
Tulsa	N/A

HORIZON LEAGUE	5-0
Butler	N/A
Cleveland State	N/A
Detroit	N/A
Illinois-Chicago	3-0
Loyola (Ill.)	2-0
Valparaiso	N/A
Wisconsin-Green Bay	N/A
Wisconsin-Milwaukee	N/A
Wright State	N/A
Youngstown State	N/A

IVY LEAGUE	2-0
Brown	N/A
Columbia	1-0
Cornell	N/A
Dartmouth	N/A
Harvard	N/A
Penn	N/A
Princeton	N/A
Yale	1-0

METRO ATLANTIC ATHLETIC	3-0
Canisius	N/A
Fairfield	N/A
Iona	N/A
Loyola (Md.)	N/A
Manhattan	N/A
Marist	N/A
Niagra	N/A
Rider	N/A
St. Peter's	3-0
Siena	N/A

MID-AMERICAN	5-1
Akron	3-0
Ball State	1-0
Bowling Green	N/A
Buffalo	N/A
Central Michigan	1-0
Eastern Michigan	0-1
Kent State	N/A
Miami (Ohio)	N/A
Northern Illinois	N/A
Ohio Univeristy	N/A
Toledo	N/A
Western Michigan	N/A

CONFERENCE SERIES RECORDS

MID-EASTERN ATHLETIC	8-1
Bethune-Cookman	2-0
Coppin State	1-0
Delaware State	1-0
Florida A&M	1-1
Hampton	2-0
Howard	N/A
Md.-Eastern Shore	N/A
Morgan State	1-0
NC Central	N/A
Norfolk State	N/A
North Carolina A&T	N/A
Savannah State	N/A
South Carolina State	N/A

MISSOURI VALLEY	4-1
Bradley	N/A
Creighton	1-0
Drake	1-0
Evansville	N/A
Illinois State	N/A
Indiana State	0-1
Missouri State	1-0
Northern Iowa	1-0
Southern Illinois	N/A
Wichita State	N/A

MOUNTAIN WEST	2-2
Air Force	N/A
Boise State	N/A
Colorado State	1-0
New Mexico	N/A
San Diego State	0-1
TCU	1-0
UNLV	0-1
Wyoming	N/A

NORTHEAST	2-0
Bryant	N/A
Central Conn. State	N/A
Fairleigh Dickinson	N/A
Long Island	N/A
Monmouth	N/A
Mount St. Mary's	1-0
Robert Morris	N/A
Sacred Heart	N/A
St. Francis (N.Y.)	N/A
Saint Francis (Pa.)	1-0
Quinnipiac	N/A
Wagner	N/A

OHIO VALLEY	22-3
Austin Peay	3-0
Eastern Illinois	N/A
Eastern Kentucky	1-0
Jacksonville State	6-0
Morehead State	N/A
Murray State	N/A
SIU Edwardsville	N/A
Southeast Missouri State	N/A
Tennessee-Martin	N/A
Tennessee State	7-0
Tennessee Tech	5-3

PACIFIC 12	9-5
Arizona	1-0
Arizona State	2-0
California	1-0
Colorado	N/A
Oregon	1-1
Oregon State	1-1
Southern California	N/A
Stanford	0-2
UCLA	1-0
Utah	N/A
Washington	1-1
Washington State	1-0

PATRIOT LEAGUE	2-1
American	1-0
Army	0-1
Bucknell	1-0
Colgate	N/A
Holy Cross	N/A
Lafayette	N/A
Lehigh	N/A
Navy	N/A

SOUTHEASTERN	196-288
Arkansas	14-15
Auburn	33-39
Florida	29-19
Georgia	9-33
Kentucky	15-21
LSU	16-32
Mississippi	18-31
Mississippi State	34-14
South Carolina	15-13
Tennessee	2-44
Vanderbilt	11-27

SOUTHERN	26-7
Appalachian State	3-0
Citadel	N/A
College of Charleston	1-0
Davidson	N/A
Elon	1-0
Furman	1-0
Georgia Southern	6-1
Samford	7-2
UNC-Greensboro	2-0
UT-Chattanooga	5-4
Western Carolina	N/A
Wofford	N/A

SOUTHLAND	27-5
Central Arkansas	1-0
Lamar	2-1
McNeese State	3-0
Nicholls State	N/A
Northwestern State	6-0
Sam Houston State	1-0
Southeastern Louisiana	6-2
Stephen F. Austin	4-1
Texas A&M-Corpus Christi	0-1
Texas-Arlington	1-0
Texas-San Antonio	3-0
Texas State	N/A

SOUTHWESTERN ATHLETIC	43-4
Alabama A&M	6-0
Alabama State	13-3
Alcorn State	6-1
Arkansas-Pine Bluff	1-0
Grambling State	5-0
Jackson State	7-0
Mississippi Valley State	2-0
Prairie View A&M	N/A
Southern	3-0
Texas Southern	N/A

SUMMIT LEAGUE	6-4
IUPUI	N/A
IUPUI	N/A
Nebraska-Omaha	N/A
North Dakota State	1-1
Oakland	N/A
Oral Roberts	4-0
South Dakota	N/A
South Dakota State	0-3
Southern Utah	N/A
Missouri-Kansas City	1-0
Western Illinois	N/A

SUN BELT	51-17
Arkansas-Little Rock	N/A
Arkansas State	3-2
Denver	N/A
Florida Atlantic	N/A
Florida International	1-1
Louisiana-Lafayette	N/A
Louisiana-Monroe	1-0
Middle Tennessee	7-2
North Texas	N/A
South Alabama	21-4
Troy	15-3
Western Kentucky	3-5

WEST COAST	7-1
BYU	1-0
Gonzaga	N/A
Loyola Marymount	N/A
Pepperdine	0-1
Portland	N/A
St. Mary's	3-0
San Diego	N/A
San Francisco	1-0
Santa Clara	2-0

WESTERN ATHLETIC	4-12
Fresno State	N/A
Hawaii	N/A
Idaho	N/A
Louisiana Tech	1-11
Nevada	2-0
New Mexico State	1-1
San Jose State	N/A
Utah State	N/A

**ALL-TIME SEC TOURNAMENT RESULTS****1980**

Feb. 7, 1980	W	69-53	Vanderbilt	Knoxville, Tenn.	First Round
Feb. 8, 1980	L	77-69	Kentucky	Knoxville, Tenn.	Second Round

1981

Jan. 29, 1981	W	67-54	Florida	Baton Rouge, La.	First Round
Jan. 30, 1981	W	77-71	Tennessee	Baton Rouge, La.	Second Round
Jan. 31, 1981	W	80-66	Georgia	Baton Rouge, La.	Semifinals
Feb. 1, 1981	L	61-50	Auburn	Baton Rouge, La.	Finals

1982

Feb. 26, 1982	L	82-76	Kentucky	Lexington, Ky.	First Round
---------------	---	-------	----------	----------------	-------------

1983

March 3, 1983	W	69-53	Florida	Knoxville, Tenn.	First Round
March 4, 1983	L	91-73	Tennessee	Knoxville, Tenn.	Second Round

1984

March 3, 1984	W	85-66	Tennessee	Athens, Ga.	Second Round
March 4, 1984	W	83-73	Vanderbilt	Athens, Ga.	Semifinals
March 5, 1984	L	74-65	Georgia	Athens, Ga.	Finals

1985

Feb. 24, 1985	L	87-85	Vanderbilt	Oxford, Miss.	First Round
---------------	---	-------	------------	---------------	-------------

1986

Feb. 28, 1986	W	71-57	Florida	Athens, Ga.	First Round
March 1, 1986	L	88-71	Georgia	Athens, Ga.	Second Round

1987

March 4, 1987	W	88-76	Mississippi State	Albany, Ga.	First Round
March 5, 1987	L	89-61	Auburn	Albany, Ga.	Second Round

1988

March 4, 1988	L	76-66	Mississippi	Albany, Ga.	Second Round
---------------	---	-------	-------------	-------------	--------------

1989

March 3, 1989	W	59-55	Mississippi State	Albany, Ga.	First Round
March 4, 1989	L	89-61	Tennessee	Albany, Ga.	Second Round

1990

March 2, 1990	L	71-45	Mississippi	Albany, Ga.	First Round
---------------	---	-------	-------------	-------------	-------------

1991

March 1, 1991	W	95-75	Florida	Albany, Ga.	First Round
March 2, 1991	L	78-69	Georgia	Albany, Ga.	Second Round

1992

March 6, 1992	L	95-87	Kentucky	Albany, Ga.	Second Round
---------------	---	-------	----------	-------------	--------------

1993

March 5, 1993	W	106-86	LSU	Chattanooga, Tenn.	First Round
March 6, 1993	W	88-73	Florida	Chattanooga, Tenn.	Second Round
March 7, 1993	L	76-72	Georgia	Chattanooga, Tenn.	Semifinals

1994

March 4, 1994	W	86-84 (OT)	Mississippi	Chattanooga, Tenn.	Second Round
March 6, 1994	L	72-56	Tennessee	Chattanooga, Tenn.	Semifinals

1995

March 4, 1995	W	86-72	Arkansas	Chattanooga, Tenn.	Second Round
March 5, 1995	L	84-70	Tennessee	Chattanooga, Tenn.	Semifinals

1996

March 2, 1996	W	65-59	Auburn	Chattanooga, Tenn.	Second Round
March 3, 1996	W	86-70	LSU	Chattanooga, Tenn.	Semifinals
March 4, 1996	L	64-60	Tennessee	Chattanooga, Tenn.	Finals

1997

March 1, 1997	W	85-63	Arkansas	Chattanooga, Tenn.	Second Round
March 2, 1997	L	83-72	Florida	Chattanooga, Tenn.	Semifinals

ALL-TIME SEC TOURNAMENT RESULTS

1998

Feb. 27, 1998	W	92-72	South Carolina	Columbus, Ga.	Second Round
Feb. 28, 1998	W	74-61	Florida	Columbus, Ga.	Semifinals
March 1, 1998	L	67-63	Tennessee	Columbus, Ga.	Finals

1999

Feb. 25, 1999	W	82-71	South Carolina	Chattanooga, Tenn.	First Round
Feb. 26, 1999	W	76-72	Auburn	Chattanooga, Tenn.	Second Round
Feb. 27, 1999	L	80-69	Tennessee	Chattanooga, Tenn.	Semifinals

2000

March 2, 2000	L	67-63	Kentucky	Chattanooga, Tenn.	First Round
---------------	---	-------	----------	--------------------	-------------

2001

March 1, 2001	W	59-55	Auburn	Memphis, Tenn.	First Round
March 2, 2001	L	82-52	Tennessee	Memphis, Tenn.	Second Round

2002

Feb. 28, 2002	L	64-60	Georgia	Nashville, Tenn.	First Round
---------------	---	-------	---------	------------------	-------------

2003

March 6, 2003	L	53-48	Arkansas	North Little Rock, Ark.	First Round
---------------	---	-------	----------	-------------------------	-------------

2004

March 4, 2004	L	63-56	Mississippi	Nashville, Tenn.	First Round
---------------	---	-------	-------------	------------------	-------------

2005

March 3, 2005	W	62-58	Florida	Greenville, S.C.	First Round
March 4, 2005	L	60-59	LSU	Greenville, S.C.	Second Round

2006

March 2, 2006	L	84-62	Vanderbilt	North Little Rock, Ark.	First Round
---------------	---	-------	------------	-------------------------	-------------

2007

March 1, 2007	L	78-49	Mississippi	Duluth, Ga.	First Round
---------------	---	-------	-------------	-------------	-------------

2008

March 6, 2008	L	71-62	Georgia	Nashville, Tenn.	First Round
---------------	---	-------	---------	------------------	-------------

2009

March 5, 2009	L	68-49	Tennessee	North Little Rock, Ark.	First Round
---------------	---	-------	-----------	-------------------------	-------------

2010

March 4, 2010	L	73-66	Georgia	Duluth, Ga.	First Round
---------------	---	-------	---------	-------------	-------------

2011

March 3, 2011	L	60-36	LSU	Nashville, Tenn.	First Round
---------------	---	-------	-----	------------------	-------------

Record Versus League Opponents in the SEC Tournament

Arkansas	2-1
Auburn	3-2
Florida	7-1
Georgia	1-7
Kentucky	0-4
LSU	2-2
Mississippi	1-4
Mississippi State	2-0
South Carolina	2-0
Tennessee	2-9
Vanderbilt	2-2

SEC Tournament Overall Record: 24-32

All-Time SEC Tournament Results

Team	Won	Lost	PCT	Titles
Tennessee	57	16	.781	12
Vanderbilt	38	24	.613	6
Georgia	38	25	.603	4
Auburn	31	25	.554	4
LSU	25	27	.481	2
Kentucky	13	28	.317	1
ALABAMA	24	29	.453	0
Mississippi	22	29	.431	0
Arkansas	9	18	.333	0
Florida	14	28	.333	0
Mississippi State	12	29	.293	0
South Carolina	3	17	.150	0

**ALL-TIME POSTSEASON RESULTS****1977 (0-3)**

March 22, 1977	L	89-59	Wayland Baptist	Amarillo, Texas	NWIT
March 23, 1977	L	88-73	Belmont	Amarillo, Texas	NWIT
March 24, 1977	L	84-75	Indiana State	Amarillo, Texas	NWIT

1984 (1-1)

					Midwest Region
March 18, 1984	W	78-70	Central Michigan	Mt. Pleasant, Mich.	NCAA First Round
March 23, 1984	L	65-58	Tennessee	Knoxville, Tenn.	NCAA Second Round

1988 (0-1)

					Midwest Region
March 16, 1988	L	77-63	South Carolina	Columbia, S.C.	NCAA First Round

1992 (1-1)

					Midwest Region
March 18, 1992	W	100-87	Tennessee Tech	Tuscaloosa, Ala.	NCAA First Round
March 21, 1992	L	98-68	Western Kentucky	Bowling Green, Ky.	NCAA Second Round

1993 (1-1)

					Midwest Region
March 17, 1993	W	102-70	Georgia Southern	Tuscaloosa, Ala.	NCAA First Round
March 21, 1993	L	74-73 (OT)	North Carolina	Chapel Hill, N.C.	NCAA Second Round

1994 (4-1)

					Midwest Region
March 13, 1994	W	96-86	Oregon State	Tuscaloosa, Ala.	NCAA First Round
March 20, 1994	W	84-78	Iowa	Iowa City, Iowa	NCAA Second Round
March 25, 1994	W	73-68	Texas Tech	Austin, Texas	NCAA Sweet 16
March 26, 1994	W	96-82	Penn State	Austin, Texas	NCAA Elite Eight
April 2, 1994	L	69-66	Louisiana Tech	Richmond, Va.	NCAA Final Four

1995 (2-1)

					East Region
March 16, 1995	W	82-55	Mount St. Mary's	Tuscaloosa, Ala.	NCAA First Round
March 18, 1995	W	121-120 (4OT)	No. 20 Duke	Tuscaloosa, Ala.	NCAA Second Round
March 23, 1995	L	87-56	No. 1 Connecticut	Storrs, Conn.	NCAA Sweet 16

1996 (2-1)

					West Region
March 15, 1996	W	95-66	Appalachian State	Tuscaloosa, Ala.	NCAA First Round
March 17, 1996	W	88-68	No. 23 N.C. State	Tuscaloosa, Ala.	NCAA Second Round
March 23, 1996	L	78-76 (OT)	No. 3 Stanford	Seattle, Wash.	NCAA Sweet 16

1997 (2-1)

					East Region
March 4, 1997	W	94-50	Saint Francis	Tuscaloosa, Ala.	NCAA First Round
March 16, 1997	W	61-52	St. Joseph's	Tuscaloosa, Ala.	NCAA Second Round
March 22, 1997	L	87-71	No. 15 Notre Dame	Columbia, S.C.	NCAA Sweet 16

1998 (2-1)

					Midwest Region
March 13, 1998	W	94-46	UNC-Greensboro	Tuscaloosa, Ala.	NCAA First Round
March 15, 1998	W	75-74	No. 25 UCLA	Tuscaloosa, Ala.	NCAA Second Round
March 21, 1998	L	71-57	No. 4 Louisiana Tech	Lubbock, Texas	NCAA Sweet 16

1999 (1-1)

					Midwest Region
March 12, 1999	W	80-68	Grambling State	Chapel Hill, N.C.	NCAA First Round
March 14, 1999	L	70-56	No. 11 North Carolina	Chapel Hill, N.C.	NCAA Second Round

2000 (0-1)

March 16, 2000	L	70-68	Chattanooga	Chattanooga, Tenn.	WNIT First Round
----------------	---	-------	-------------	--------------------	------------------

2001 (1-1)

March 15, 2001	W	77-67	Memphis		WNIT First Round
March 18, 2001	L	84-72	UAB	Birmingham, Ala.	WNIT Second Round

ALL-TIME POSTSEASON RESULTS

2002 (2-1)

March 13, 2002	W	68-67	Missouri	Columbia, Mo.	WNIT First Round
March 17, 2002	W	99-77	Eastern Kentucky	Richmond, Ky.	WNIT Second Round
March 19, 2002	L	79-61	Michigan State	East Lansing, Mich.	WNIT Quarterfinals

2011 (2-1)

March 17, 2011	W	80-69	Memphis	Memphis, Tenn.	WNIT First Round
March 20, 2011	W	72-70	Northwestern	Evanston, Ill.	WNIT Second Round
March 22, 2011	L	74-59	Toledo	Toledo, Ohio	WNIT Round of 16

NCAA Overall Record: 16-10

WNIT Overall Record: 5-4

NWIT Overall Record: 0-3



Alabama advanced to the Women's National Invitation Tournament round of 16 in 2011 with wins over Memphis and Northwestern.



RADIO/TELEVISION CHART



0
5-10 • Soph. Guard

Daisha SIMMONS
Jersey City, N.J. (Rutgers)



1
6-0 • Fr. Forward

Aneesah DANIELS
Decatur, Ga. (Redan HS)



2
5-7 • RS Soph. Guard

Kristin BUSH
Huntsville, Ala. (Huntsville HS)



3
5-7 • Soph. Guard

Jasmine ROBINSON
Memphis, Tenn. (Overton HS)



5
6-0 • Jr. Guard

Celiscia FARMER
Madison, Wis. (Robert E. Lee HS)



10
5-11 • Jr. Guard

Meghan PERKINS
Montgomery, Ala. (Pensacola State)



12
5-8 • Soph. Guard

Shafontaye MYERS
Newbern, Ala. (Sunshine HS)



14
6-0 • Jr. Guard/Forward

Erin HOGUE
Birmingham, Ala. (Samford)



15
5-6 • Soph. Guard

Erika WATERS
Lawrenceville, Ga. (Peachtree Ridge HS)



21
6-1 • Jr. Forward

Kyra CROSBY
Powder Springs, Ga. (Gulf Coast CC)



22
5-9 • Soph. Guard

Khristin LEE
Birmingham, Ala. (Erwin HS)



23
5-7 • Sr. Guard

Ericka RUSSELL
Tuscaloosa, Ala. (Northridge HS)



25
6-1 • Soph. Forward

Briana HUTCHEN
Baltimore, Md. (Rutgers)



30
6-0 • Soph. Forward

Brittany JACK
Suwanee, Ga. (Samford)



33
5-8 • Jr. Guard

Jessica MERRITT
Talladega, Ala. (Pensacola State)



40
6-1 • Soph. Forward

Kaneisha HORN
Birmingham, Ala. (Ramsay HS)



Head Coach Fourth Season

Wendell HUDSON
Alabama, 1973



Assoc. Head Coach Fifth Season

Ty EVANS
Wis.-Whitewater, 1995



Assistant Coach Second Season

Leah DRURY
Alabama, 2006



Assistant Coach Second Season

Robert MOSLEY
Miles, 1999



Dir. of Operations First Season

Keisha McCLINIC
Middle Tennessee, 2005



Dir. of Player Dev. First Season

Martha KING
Trinity, 2008




Graduate Assistant First Season

Jeanne WALKER
Alabama, 2011

RADIO/TV CHART



ALABAMA IN THE
WNBA



NIESHA JOHNSON

CHARLOTTE STING, 1999-2000

TAUSHA MILLS

SAN ANTONIO SILVER STARS, 2003
WASHINGTON MYSTICS, 2000-2002



NAVONDA MOORE

MINNESOTA LYNX, 2007-2008



SHALONDA ENIS

CHARLOTTE STING, 2000-2003
WASHINGTON MYSTICS, 1999
SEATTLE REIGN, 1998-1999

DOMINIQUE CANTY

CHICAGO SKY 2007-PRESENT
HOUSTON COMETS 2003-2006
DETROIT SHOCK 1999-2002

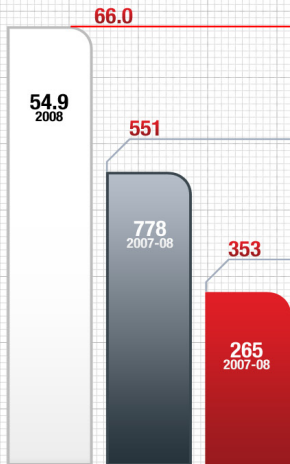
CASSANDRA CRUMPTON

NEW YORK LIBERTY, 1997-1998

LINDA BURGESS

SACRAMENTO MONARCHS, 1998-2000
LOS ANGELES SPARKS, 1997





SCORING AVERAGE

The Tide improved to 66.0 points per game in 2011, an increase of almost 12 points per game since 2008.

TURNOVERS

In 2011, Alabama had the lowest per game average of turnovers of any Tide team in 13 years.

STEALS

The Tide had 265 steals in the 2007-08 season compared to 353 during the 2010-11 season, which is roughly two additional thefts per game.

(2008-09 COACH WENDELL HUDSON'S FIRST SEASON)

KHRISTIN LEE



QUICKNESS

CELISCIA FARMER



POWER

JASMINE ROBINSON



TRAINING ZONE

