


2008-09 WOMEN'S BASKETBALL

# ALABAMA



CRIMSON TIDE

HEAD COACH  
WENDELL HUDSON



SENIOR CAMILLA BLANDS

2008-09 ALABAMA CRIMSON TIDE BASKETBALL MEDIA GUIDE

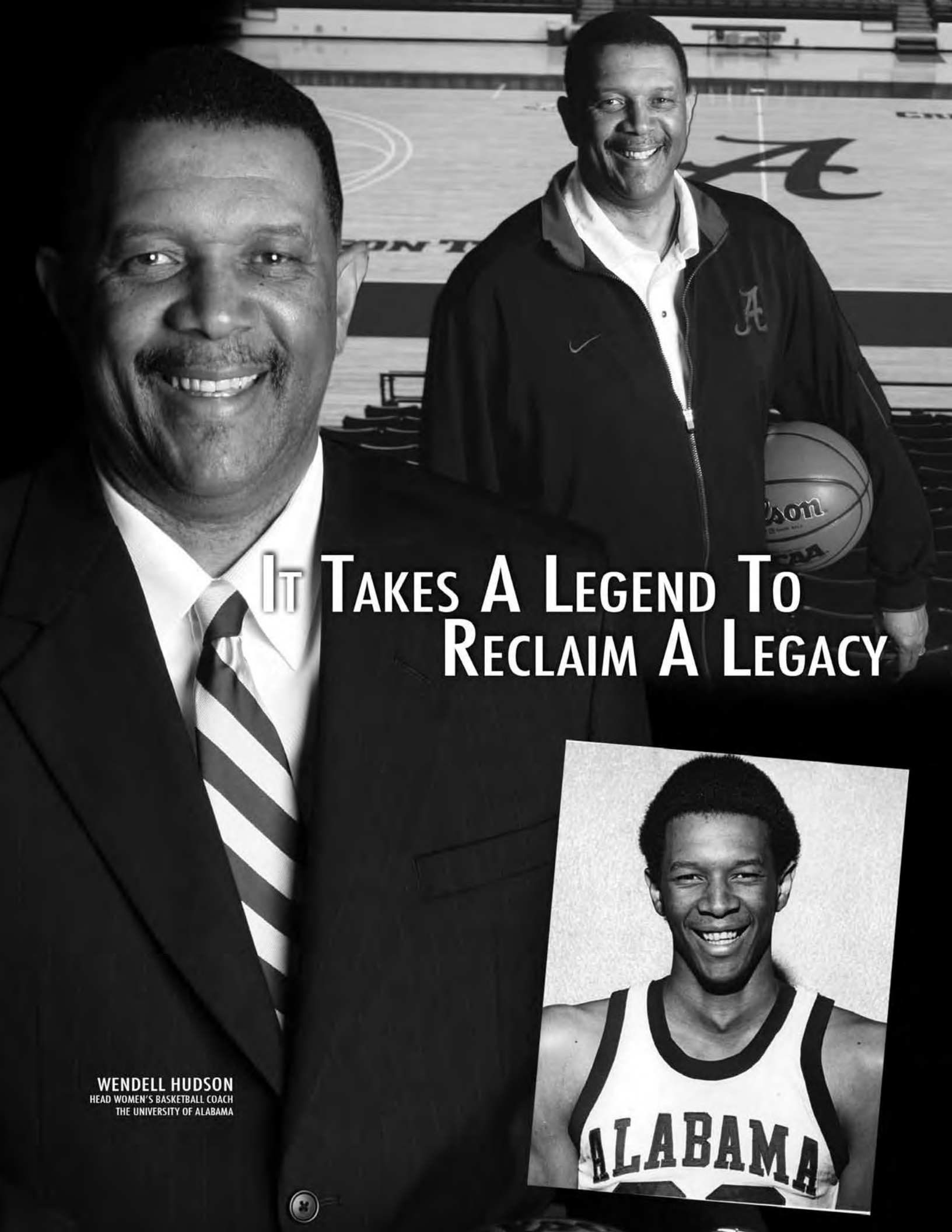
X



2008-09 WOMEN'S BASKETBALL







# IT TAKES A LEGEND TO RECLAIM A LEGACY

**WENDELL HUDSON**  
HEAD WOMEN'S BASKETBALL COACH  
THE UNIVERSITY OF ALABAMA





## 6

2-3	Table of Contents
4	Quick Facts
5	2008-09 Schedule
6	Roster
7-8	2008-09 Preview
9-11	This is Alabama
12-13	President Witt
14-15	Mal Moore
16	Player Apartments
17	Bryant Sports Grille
18	Bryant Hall
19	Academics
20	Libraries
21	Ferguson Center
22	Student Recreation Center
23	Campus Life
24-25	Athletic Facilities

## 39

26-27	Coleman Coliseum
28-29	Women's Basketball Locker Room
30	Strength and Conditioning
31	Athletic Training
32	Equipment
33	Community Service
34-35	Traveling with the Tide
36-37	Alabama in the WNBA
38	Prominent Alumni
39	The Tide
40-41	Camilla Blands
42-43	Alyson Butler
44-45	Dedrea Magee
46-47	Courtney Strauthers
48-49	Tamara Williams
50-51	Daleisha Carn
52-53	Katie Hancock

## 65

54-55	Caitlin Hollifield
56-57	Tierney Jenkins
58-59	Varisia Raffington
60	Carmen McCoy
61	Kayla Robinson
62	Ericka Russell
63	Candace Sykes
65	The Coaches
66-69	Head Coach Wendell Hudson
70-71	Associate Head Coach Joni Crenshaw
72-73	Assistant Coach Ty Evans
74-75	Assistant Coach Stacey Franklin
76-77	Director of Operations Heather Mesalam
78	Leah Drury/Keisha McClinic
79	Jeremy Dobbs/Michelle Diltz/Jason Johns
80	Vickey Plant/Crissy Dotson/Mangers
81	Tide Family Photos





# 111

- 82.....Support Staff
- 83.....Senior Staff
- 84.....Gameday Staff
- 85-86.....2007-08 Results
- 87.....Game-by-Game Statistics
- 88.....Individual/Team Superlatives
- 89-92.....Box Scores
- 93.....Alabama History
- 94-95.....Final Four
- 96.....NCAA History
- 97.....Tournament Highlights
- 98-102.....NCAA Tournament Teams
- 103-104.....WNIT Teams
- 105-107.....All-Americans
- 108.....Before They Wore Crimson
- 109-110.....1,000 Point Scorers
- 111.....Alabama Records

# 126

- 112.....Season Highs
- 113.....Scoring Records
- 114.....Rebounding Records
- 115.....Assist Records
- 116.....Steal and Blocked Shots Records
- 117-118.....Shooting Records
- 119.....Team Single-Game Records
- 120.....Chart Toppers
- 121.....All-Time SEC Tournament Results
- 122.....Alabama's SEC Honors
- 123.....Coleman Coliseum Records
- 124.....Alabama vs. the AP Top 25
- 125.....Tide Milestones
- 126.....Coaching History
- 127.....Alabama Opponents
- 128.....Centenary/Samford/Hampton
- 129.....Alabama State /Louisville/Nevada

# 140

- 130.....Northern Iowa/Central Florida /Sam Houston
- 131.....Middle Tennessee/Florida A&M /Austin Peay
- 132.....Alabama A&M/Belmont/Ball State
- 133.....Richmond /Southeast Louisiana/Vanderbilt
- 134.....LSU/Kentucky
- 135.....Ole Miss/Auburn
- 136.....Georgia/Florida
- 137.....Tennessee/South Carolina
- 138.....Mississippi State/Arkansas
- 139.....Media Information
- 140-142.....Southeastern Conference
- 143.....Radio Affiliates/Alabama Media Outlets
- 144.....Media Relations Information



## UNIVERSITY INFORMATION

**Location:** Tuscaloosa, Ala.  
**Enrollment:** 27,052  
**Founded:** April 12, 1831  
**Conference:** Southeastern (SEC)  
**Colors:** Crimson (PMS 201) & White  
**Nickname:** Crimson Tide  
**President:** Dr. Robert E. Witt  
**Athletics Director:** Mal Moore  
**Executive Director of Athletics:** Dave Hart  
**Senior Woman Administrator:** Marie Robbins  
**NCAA Faculty Representative:** Dr. Joe Hornsby  
**Associate AD/Media Relations Director:**  
 Doug Walker  
**Associate AD/Football Media Relations:**  
 Jeff Purinton  
**Associate Media Relations Director:**  
 Becky Hopf  
 Roots Woodruff  
**Assistant Media Relations Directors:**  
 Barry Allen  
 Jessica Pare'  
 Skip Powers  
 Josh Maxson  
**Women's Basketball Media Relations Contact:**  
 Jessica Pare'  
**Phone:** 205-348-3673  
**Fax:** 205-348-8841  
**Email:** jpare@ia.ua.edu  
**Media Relations Department**  
**Administrative Staff:**  
 Brenda Burnette  
 Karen Deaver

2007-08 record: 8-22  
 2008 postseason: n/a  
 2008 final ranking: n/a  
 2008 SEC Tournament play: 0-1, First Round / Lost to Georgia, 71-62  
 UA's All-Time Record: 589-412 (.588)  
 All-Time Home Record: 273-117 (.700)

2008 Academic All-SEC: Camilla Blands, Alyson Butler, Courtney Strauthers, Tamara Williams  
 2008 Freshman All-SEC: Tierney Jenkins  
 2008 SEC Community Service Team: Camilla Blands

STARTERS RETURNING: 4  
 STARTERS LOST: 1  
 LETTERWINNERS RETURNING: 9  
 LETTERWINNERS LOST: 4

### STARTERS RETURNING: 4

No.	Name	Pos.	Ht.	Class	PPG	RPG	ASTS	BLKS
2	Dedrea Magee	G	5-8	Jr.	8.5	3.8	98	1
15	Camilla Blands	G	5-11	Sr.	7.1	4.3	52	23
21	Tierney Jenkins	F	6-0	Soph.	11.8	6.7	15	20
31	Katie Hancock	G	5-11	Soph.	6.0	2.5	17	0

### OTHER LETTERWINNERS RETURNING: 6

No.	Name	Pos.	Ht.	Class	PPG	RPG	ASTS	BLKS
33	Daleisha Carn	G	6-0	Soph.	9.8	3.3	23	9
22	Courtney Strauthers	F/C	6-4	Jr.	5.6	3.2	13	15
5	Caitlin Hollifield	F	6-1	Soph.	5.2	4.4	21	10
20	Varisia Raffington	G	5-11	Soph.	3.7	1.4	17	4
32	Tamara Williams	G	6-0	Jr.	2.3	2.1	19	11

### NEWCOMERS: 4

No.	Name	Pos.	Ht.	Class	Hometown/Previous School
23	Ericka Russell	G	5-7	Fr.	Tuscaloosa, Ala./Northridge
30	Carmen McCoy	C	6-4	Fr.	Leeds, Ala./Leeds
25	Kayla Robinson	F	6-2	Fr.	Raymond, Miss./Raymond
1	Candace Sykes	G	5-10	Fr.	St. Anne, Ill./Mormence

### THE STAFF

**Head Coach Wendell Hudson**  
 Alabama, 1973  
 13th Season Overall 239-127 (.653)  
 First Season at UA  
 Office phone: (205) 348-7077  
 Best Time to Call: Contact SID

**Associate Head Coach Joni Crenshaw**  
 Alabama, 2002  
 First Season at UA  
 Office phone: (205) 348-3826  
 E-mail Address: jcrenshaw@ia.ua.edu

**Assistant Coaches**  
**Ty Evans**  
 Wisconsin-Whitewater, 1995  
 Second Season at UA  
 Office phone: (205) 348-6164  
 E-mail Address: tevans@ia.ua.edu

**Stacey Franklin**  
 Alabama, 1993  
 First Season at UA  
 Office phone: (205) 348-8864  
 E-mail Address: sfranklin@ia.ua.edu

**Director of Basketball Operations**  
**Heather Mesalam**  
 Alabama, 2008  
 First Season at UA  
 Office phone: (205) 348-3826  
 E-mail Address: hmesalam@ia.ua.edu



# 2008-09 SCHEDULE

DATE	DAY	OPPONENT	SITE	TIME
Nov. 5	Wed.	Crimson & White	Tuscaloosa, Ala.	7:00 P.M.
Nov. 8	Sat.	West Alabama (Exhibition)	Tuscaloosa, Ala.	TBA
Nov. 14	Fri.	Centenary College	Tuscaloosa, Ala.	6:00 P.M.
Nov. 18	Tues.	Samford	Tuscaloosa, Ala.	6:00 P.M.
Nov. 22	Sat.	at Hampton	Hampton, Va.	5:00 P.M.
Nov. 25	Tues.	Alabama State	Tuscaloosa, Ala.	6:00 P.M.
Nov. 28/29	Fri. & Sat.	<b>Nugget Classic</b>	Reno, Nev.	
Nov. 28	Fri.	vs. Louisville	Reno, Nev.	7:00 P.M.
Nov. 29	Sat.	Consolation	Reno, Nev.	1:00 P.M.
Nov. 29	Sat.	Championship	Reno, Nev.	3:00 P.M.
Dec. 3	Wed.	Central Florida	Tuscaloosa, Ala.	6:00 P.M.
Dec. 7	Sun.	Sam Houston State	Tuscaloosa, Ala.	2:00 P.M.
Dec. 14	Sun.	at Middle Tennessee State	Murfreesboro, Tenn.	4:00 P.M.
Dec. 17	Wed.	Florida A & M	Tuscaloosa, Ala.	11:30 A.M.
Dec. 20	Sat.	Austin Peay State	Tuscaloosa, Ala.	2:00 P.M.
Dec. 22	Mon.	Alabama A & M	Tuscaloosa, Ala.	1:00 P.M.
Dec. 29/30	Mon. & Tues.	<b>Crimson Tide Holiday Classic</b>	Tuscaloosa, Ala.	
Dec. 29	Mon.	Ball St. vs Richmond	Tuscaloosa, Ala.	1:00 P.M.
		Alabama vs Belmont	Tuscaloosa, Ala.	3:00 P.M.
Dec. 30	Tues.	Consolation	Tuscaloosa, Ala.	1:00 P.M.
		Championship	Tuscaloosa, Ala.	3:00 P.M.
Jan. 3	Sat.	at Southeastern Louisiana	Hammond, La.	3:00 P.M.
Jan. 8	Thurs.	Vanderbilt*	Tuscaloosa, Ala.	6:00 P.M.
Jan. 11	Sun.	at LSU*	Baton Rouge, La.	2:00 P.M.
Jan. 15	Thurs.	Kentucky*	Tuscaloosa, Ala.	6:00 P.M.
Jan. 18	Sun.	at Mississippi*	Oxford, Miss.	2:00 P.M.
Jan. 22	Thurs.	at Auburn*	Auburn, Ala.	8:00 P.M.
Jan. 25	Sun.	Georgia*	Tuscaloosa, Ala.	2:00 P.M.
Feb. 1	Sun.	at Vanderbilt*	Nashville, Tenn.	2:00 P.M.
Feb. 5	Thurs.	Florida*	Tuscaloosa, Ala.	6:00 P.M.
Feb. 8	Sun.	Auburn*	Tuscaloosa, Ala.	2:00 P.M.
Feb. 12	Thurs.	at Tennessee*	Knoxville, Tenn.	6:00 P.M.
Feb. 15	Sun.	at South Carolina*	Columbia, S.C.	2:00 P.M.
Feb. 19	Thurs.	Mississippi*	Tuscaloosa, Ala.	6:00 P.M.
Feb. 22	Sun.	at Arkansas*	Fayetteville, Ark.	2:00 P.M.
March 1	Sun.	Mississippi State*	Tuscaloosa, Ala.	2:00 P.M.

All Times CST and subject to change

\* SEC Games



Varisia Raffington



Katie Hancock



Courtney Strauthers



Caitlin Hollifield



Tierney Jenkins



Daleisha Carn







## Alabama Takes an Old-School Approach to Rebound Program

When Alabama women's basketball coach Wendell Hudson first explained to his new team about the fresh, up-tempo style of basketball he wanted to instill in the program following the team's recent coaching change, he just had to smile.

It was a method that was getting his players excited at the prospect of running the floor, scoring on fast breaks and putting up points. But his laughter came for another reason.

"When I talk about playing the up-tempo style, they get a smile on their face," he said. "Everybody wants to play that way. They're young enough that they want to play that way because that's the way everyone's playing now.

"But I laugh when I listen to them, thinking, 'You think this is something new,' when teams have always been playing like this."



Tierney Jenkins

*"When I talk about playing the up-tempo style, they get a smile on their face. Everybody wants to play that way. They're young enough that they want to play that way because that's the way everyone's playing now."*

*– Head Coach  
Wendell Hudson*

Hudson's reaction is an appropriate sign of who he is as a coach – stylistically modern but quintessentially old school in his approach to the game. After leaving his post in the Alabama athletic department, where he served as Associate Athletics Director for Alumni Relations, to replace Stephany Smith as head women's basketball coach, it didn't take long to realize that a breath of fresh air would be needed to revamp a program that has won a single conference game in two years.

That change, Hudson said, will come in a faster game on both sides of the floor. But despite any change in styles on the court, underneath it all, he said, the approach to the game will be nothing new.

"There's not anything new in basketball," Hudson said. "We're going to be fundamentally sound on both ends of the court and take advantage of fast break opportunities, without question. We're going to try to push the basketball. I don't know how the players are going to fit in right now, and that's what I tell them – they will determine how much we run and how effective we'll do it."

Aiding in the Alabama coaching transition is the fact that Hudson, in addition to his previous administrative post in the Alabama athletic department, has much deeper ties to Alabama – a former player under coach C.M. Newton, Hudson was the first black scholarship athlete at the university. He later coached under Newton during a



# PREVIEWING THE TIDE

period the Tide went 129-41 and earned three consecutive SEC titles to go with one NCAA Sweet 16 appearance.

"It's easier, especially with my history at Alabama," he said. "Not only recent history, but the history here in general. We also have hired two other people on the staff who have played at Alabama. From the standpoint of understanding Alabama, I think we have a good group of people, and coming from an administrative standpoint, you look at things a little different in administration than you do as a coach. So what I've had the pleasure of doing is that I know where it all fits in, and I think that helps the transition."

Additionally, Hudson returns all but one of his starters from last year's young Alabama squad, with a roster that features just one senior, guard Camilla Blands, to go with 10 underclassmen.

Alabama's youth, Hudson said, may prove to be beneficial in that it gives him a chance to start fresh with his players. At the same time, however, the roster provides a great deal of SEC experience that he knows will also prove helpful as the Tide adjusts to a new system.

"The biggest thing we talked to them about is that, first of all, everyone's slate is clean," he said. "Whether you played or didn't play, everybody's going to have an opportunity. But the experience of playing in the SEC will be a great benefit. I watched this team play, and I don't think they are as far away as other people may think."

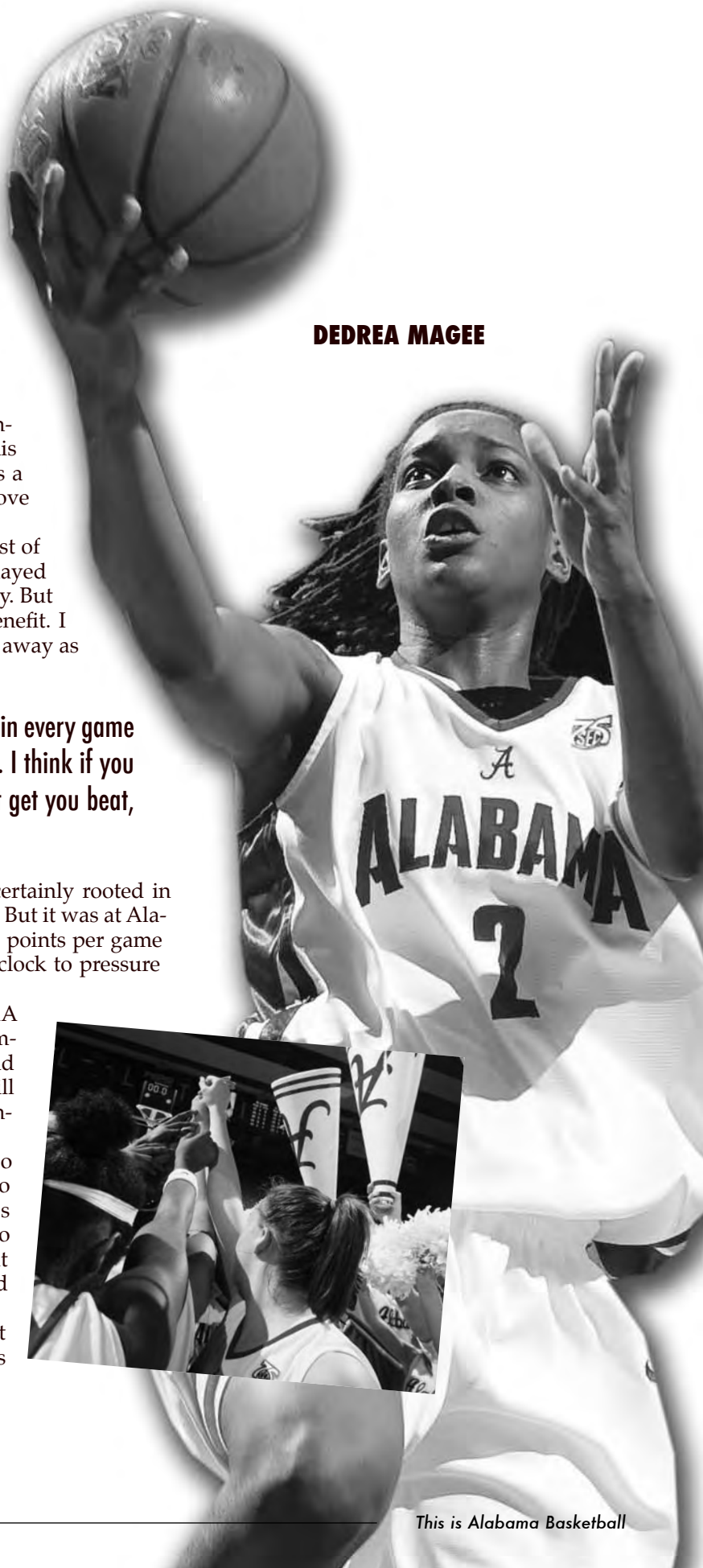
**"I think there are little things that make a big difference in every game - a turnover here or there, a rebound not coming down. I think if you make adjustments and cut down on the little things that get you beat, then you can have an opportunity to win,"**

Hudson's devotion to an up-tempo style of play is certainly rooted in his days as a player, stretching back even to high school. But it was at Alabama, he said, that the Crimson Tide averaged 75 or 80 points per game under Newton, despite having no 3-point line or shot clock to pressure the offense into hurrying.

Today, he wants to adapt that system to fit the NCAA landscape that already exists — despite the growing number of teams running faster offenses in both the men's and women's games, he said, the game of basketball is still conducive to an offense that operates on the fundamentals of the game.

"When I was coaching, at every place the up-tempo style attracts players because you give them a chance to affect the game through their skills," Hudson said. "It's the kind of basketball I like to watch and that fans like to watch. It's the kind of basketball everyone's playing, but it's not a recent thing. It's something I've always believed in."

"We'd like to score 100 points a game," he said, "but we'd like to win a lot of those games we score 100 points in."



**DEDREA MAGEE**





**This Is Alabama**



# THIS IS ALABAMA BASKETBALL









*“The best and the brightest arrive at Alabama with very high expectations. They expect outstanding academic programs, superior teaching, strong staff support and first-class facilities. It is imperative as we attract these bright young people that we grow with balanced excellence and that is exactly what we are doing.”*

—  
*Alabama President Dr. Robert E. Witt*

As president of The University of Alabama, Dr. Robert E. Witt has committed the University to an ambitious plan for growth and achievement. His goals include increasing enrollment to 28,000 students by 2010 and stimulating significant growth in research in support of economic expansion for the state and nation. Under his leadership, enrollment has reached record levels and academic quality has increased significantly. The University ranks 12th nationally among public universities in the enrollment of National Merit Scholars and leads the nation in the number of students named to

*USA Today's* All-USA College Academic Teams. Since its inception in 2003, the University's Honors College has grown exponentially, enrolling more than 1,000 freshmen in 2007. Dr. Witt has also led a major building program on campus with 20 new facilities opening in the last five years. Private giving to the University is at an all-time high with supporters embracing the “Our Students. Our Future.” capital campaign and its major goal of improving scholarship opportunities for deserving students.

Now in his sixth year as president, Dr. Witt came to UA with 35 years ex-

perience in the University of Texas System. He received his B.A. in economics from Bates College, his M.B.A. from Tuck School at Dartmouth College, and his Ph.D. from Penn State University. He currently chairs the board of directors of the West Alabama Chamber of Commerce, serves on the board of directors of the Black Warrior Council Boy Scouts of America and is a member of the Tuscaloosa County Industrial Development Authority. Dr. Witt and his wife Sandee have two grandchildren.



Seven Students Named to USA Today's All-USA College Academic Team – Seven University of Alabama students were named to the 2008 USA Today All-USA College Academic Team, the most of any school. This year's team brings UA's total for the last six years to 31, a figure that tops all other colleges and universities. In addition to this year, UA had the most students on the list in 2006 with six and in 2005 and 2003, both with five. In 2007, UA tied with Washington University-St. Louis for the most team members with four. In 2004, with four students on the team, UA came in second only to Harvard. Pictured (L-R) are Renee Rivas, Jackson Switzer, Dana Lewis, Dylan Whisenhunt, Adam Harbison, Michelle McGaha and Alex Flachsbart.



Seated left to right are Paul Bryant, Jr., Athletics Director Mal Moore and Alabama President Dr. Robert E. Witt during the dedication of the now renovated Bryant Hall.



# ATHLETICS DIRECTOR MAL MOORE



Normally, the naming of a building in your honor would serve as a fitting end to an outstanding career, but Mal Moore's ongoing vision remains focused on two primary objectives: elevating athletic facilities at the Capstone to premier status nationally for all sports and making all Crimson Tide athletic teams competitive at the highest level nationally.

Moore's distinguished record of service to UA began almost 50 years ago when he joined the Crimson Tide football squad as a scholarship player for Coach Paul "Bear" Bryant from 1958-62. He earned a bachelor's degree in sociology in 1963 and a master's in secondary education in 1962. Moore has the distinction of earning seven national championship rings during his career as a player and coach, the first as a member of the Crimson Tide's 1961 national championship team.

During his coaching tenure, Moore served as Coach Bryant's graduate assistant in 1964, then as defensive backfield coach for five years beginning in 1965 before becoming quarterbacks coach from 1971-1982 and taking on additional responsibility as the Tide's first offensive coordinator in 1975. He is the only individual connected with the Alabama coaching staffs, both past and present, to be a part of seven national championships (1961, 1964, 1965, 1973, 1978, 1979, and 1992). After coaching stops at Montana State, Notre Dame and the NFL's St. Louis and Phoenix Cardinals, Moore returned to Alabama and was named assistant athletics director in 1993 and associate director for external affairs in 1994. He

***"Mal Moore is The University of Alabama. He is the person that wants every program at The Capstone to be a success. Coach Moore was a great deal of help to me as an administrator and has continued to be an asset to me as a coach."***

***- Head Coach Wendell Hudson***

was named director of athletics on Nov. 23, 1999.

Three elements of his story make Mal Moore deserving of a special place in UA athletics history. First, he has been a part of seven national championship football teams (as a player and coach). Second, he's been the leader who brought the UA athletic program into the 21st century in terms of facilities and staffing. Third and, perhaps most importantly, his love for the University of Alabama is unsurpassed.

Now in his 10th year as the Tide's Director of Athletics, Moore made an indelible mark on one of the nation's most storied athletic programs. Alabama's athletic teams have excelled

in competition and he directed completion of a \$125 million facilities campaign that revitalized the Crimson Tide's athletic facilities.

Moore's leadership and vision enabled the monumental project to reach fruition.

A 1963 graduate of The University of Alabama, Moore holds both an undergraduate degree in Sociology and a 1964 Master's Degree in Secondary Education from the Capstone. A scholarship player for Coach Paul W. "Bear" Bryant, Moore was a member of Alabama's 1961 national championship team.

Under Moore's direction Alabama's athletic teams have produced a number of Southeast-



ern Conference titles, including men's basketball, gymnastics, baseball men's golf and softball and SEC tournament titles in both baseball and softball, and an NCAA gymnastics title. Alabama athletes have earned some of the highest honors the SEC and NCAA have to offer, including SEC Athlete of the Year, SEC Scholar-Athlete of the Year, NCAA Top VIII, NCAA Postgraduate Scholarships and NCAA Sportsman of the Year. These honors are over and above the individual conference and national titles that Alabama athletes continue to bring home to the Capstone.

Coaching football for 31 years, 22 of those at Alabama, provided Moore with a wealth of experience and knowledge in the world of college athletics. Alabama won national championships, in 1964, 1965, 1973, 1978, 1979 and 1992 with Moore coordinating all the offensive plays for the last four of those championship teams. Moore was born December 19, 1939, in Dozier, Ala. He has been married to the former Charlotte Davis of Tuscaloosa since July 20, 1968. They have one daughter, Mrs. Steve (Heather) Cook of Scottsdale, Ariz., a granddaughter, Anna Lee, and a grandson, Charles Cannon. (pictured above, Heather, Coach Moore, Steve Cook, Anna Lee, and Charles Cannon.)



# CRIMSON TIDE APARTMENTS



The newly renovated Bryant Hall houses everything that a student-athlete could need.

The apartments are spacious and equipped with kitchenettes, tile bathrooms, lots of counter space and high ceilings.

(Right) Bryant Grille is a full service eatery open for breakfast, lunch and dinner in a sports environment with flat screen televisions.

# BRYANT GRILLE







## Paul W. Bryant Academic Center



From the moment a recruit first walks on to the campus to the moment an athlete graduates with diploma in hand, the academic services provided are outstanding. For the first year at the Capstone, freshmen and junior college transfers are required to attend nightly study halls. After that, the attendance is based on the individual's GPA and study needs.

# ACADEMIC EXCELLENCE



The CASS staff works as a liaison between the Athletic Department, undergraduate divisions, and administrative office of the university. The staff offers career advice and counseling, makes sure all athletes are maintaining satisfactory progress toward their degrees and monitors academic eligibility.



All of these services begin with the recruit's first visit. The advisors set up individual appointments within the department of the recruit's area of study and accompany them to the meeting. They give the recruit a tour of the campus and go over services provided by CASS.





The Amelia Gayle Gorgas Library serves as the Capstone's main area of reference holding over one million books. In addition to Gorgas Library, the University of Alabama houses seven specialty libraries including the Angelo Bruno Business Library, The McLure Educational Library, the W.S. Hoole Special Collections Library, the Rodgers Library for Science and Engineering, the Health Sciences Library, the Bounds Law Library and the Alabama Map Library & Place Names Research Center.

## The University of Alabama Libraries

Amelia Gayle Gorgas Library

Angelo Bruno Business Library

McLure Education Library

Rodgers Library for  
Science & Engineering

W. S. Hoole Special Collections Library

Health Sciences Library

Bounds Law Library

Alabama Map Library &  
Place Names Research Center



# FERGUSON CENTER



The Ferguson Center is the community center of The University of Alabama. The “Ferg” houses an impressive array of services and facilities including:

- \*Alabama Credit Union
- \*Art gallery
- \*ATM machines
- \*Ballroom
- \*Career Center
- \*Computer Lab
- \*Crimson Copies
- \*Dean of Students
- \*Food Court
- \*Game room/arcade
- \*Hair Techniques
- \*Information desk
- \*Meeting, reception, banquet rooms
- \*Student Judicial Affairs
- \*Student organization offices
- \*Theater
- \*University Supply Store
- \*U.S. Post Office
- \*Volunteer Services

The Ferguson Center Game Room located on the First Floor is the perfect place to unwind, test your skill at a video game, play a friendly game of pool or ping-pong, or enter a campus tournament. With seven pool tables, video games, a ping-pong table, computer gaming and televisions, the Game Room offers a fun escape to the daily pressures of college life.

The Ferguson Center, completed in 1973, was named for Hill Ferguson, a member of the Board of Trustees. Plans at the time called for the building to be constructed over Woods Hall, but it was built just to the north thanks to a student campaign to save the art building.





# STUDENT RECREATION CENTER

Intramural sports are also offered on campus for those looking for recreational competition.



The newly expanded Student Recreation Center offers first-class recreation facilities to students, faculty and staff.

The expanded facility includes two multi-use gyms, nine multi-purpose courts, weight machines, 1/8-mile jogging track, extensive cardio area, locker rooms, indoor swimming pool, dry and steam saunas, 12 lighted tennis courts, four aerobics rooms, eight racquetball courts and a squash court— together encompassing more than 200,000 square feet.

The facility's outdoor aquatic area, which opened in the summer of 2003, features a lazy river, lap swim, large water-park-type slide and lots of deck space.



If academic excellence, character and values, pride and tradition, service and leadership are important to you, then you belong at The University of Alabama.

Everything you need to find your place with the best and brightest is here - a beautiful campus, 200 academic majors, outstanding Honors programs, freshman learning communities and generous scholarships and financial aid. Your options for involvement are many, from our championship athletic tradition and diverse volunteer opportunities to our Greek society and state-of-the-art student recreation center. We also offer active campus ministries and a vibrant student newspaper, The Crimson White.



# THIS IS WOMEN'S BASKETBALL



# ATHLETIC FACILITY





# COLEMAN COLISEUM





## TOP HOME CROWDS

(single game)

1. **9,786** vs Tennessee (1/31/99)
2. **7,647** vs Tennessee (2/4/01)
3. **7,523** vs Tennessee (1/26/97)
4. **7,094** vs Alabama A&M (12/11/99)
5. **6,989** vs Tennessee (2/5/95)
6. **5,380** vs Tennessee (2/19/06)
7. **5,297** vs Vanderbilt (1/8/95)
8. **4,601** vs Tennessee (1/28/07)
9. **4,355** vs Tennessee (2/27/05)
10. **4,233** vs Georgia (2/8/98)
11. **4,105** vs MTSU (12/19/94)
12. **3,743** vs Georgia Southern (3/17/93)\*
13. **3,329** vs Auburn (1/24/96)
14. **3,297** vs Alabama St. (2/23/94)
15. **3,258** vs UCLA (3/15/98)\*

\* - NCAA Tournament game





# CRIMSON TIDE LOCKER ROOMS



## RECENTLY RENOVATED DURING THE FALL OF 2008

The Alabama women's basketball locker room is currently undergoing a complete renovation to include the following:

- New Cherry wood grain lockers with marble top personal vanity area
  - New carpet—custom designed for women's basketball
- Entertainment area fully equipped with a 60 inch plasma flat screen television, surround sound, and a Nintendo Wii
  - Women's basketball wall mural
- 12ft privacy glass door leading into the bathrooms, showers, and whirlpool area
- Kitchen/bar study







# ATHLETIC TRAINING



Alabama ensures the safety of its athletes by assigning at least one athletic trainer to each team to cover home and away events, conditioning, practice and travel.

Even with the most physically conditioned athletes, injury can occur. The University of Alabama has a full staff of doctors and athletic trainers ready to lend their expertise to any medical situation so Alabama's athletes can return to play in peak condition as soon as possible.



# STRENGTH & CONDITIONING



The Tide's 22,000 square-foot weight room consists of 24 platforms attached to state-of-the-art racks with Eliko bars for power cleans, snatches, back squats, front squats, split jerks and bench press.



Maximizing potential is the goal of the conditioning program at The University of Alabama. Under Coach Hudson and his staff, players can reach and surpass their highest expectations.



# EQUIPMENT



The design of the University of Alabama equipment room was based on similar areas from professional franchises.

Space-saver shelving allows equipment managers easy access to athletic gear in first-class storage.

The Tide uses state-of-the-art washers and dryers with a computerized detergent system that allows large loads of clothes to be cleaned quickly while saving time and energy.



# COMMUNITY SERVICE



The Alabama women's basketball team completes several hours of community service each year. Local organizations and events the team has been involved with includes the Capstone Village Retirement Home, Fifth Grade Fastbreak program, Girl Scouts, golf outings and free kids clinics.





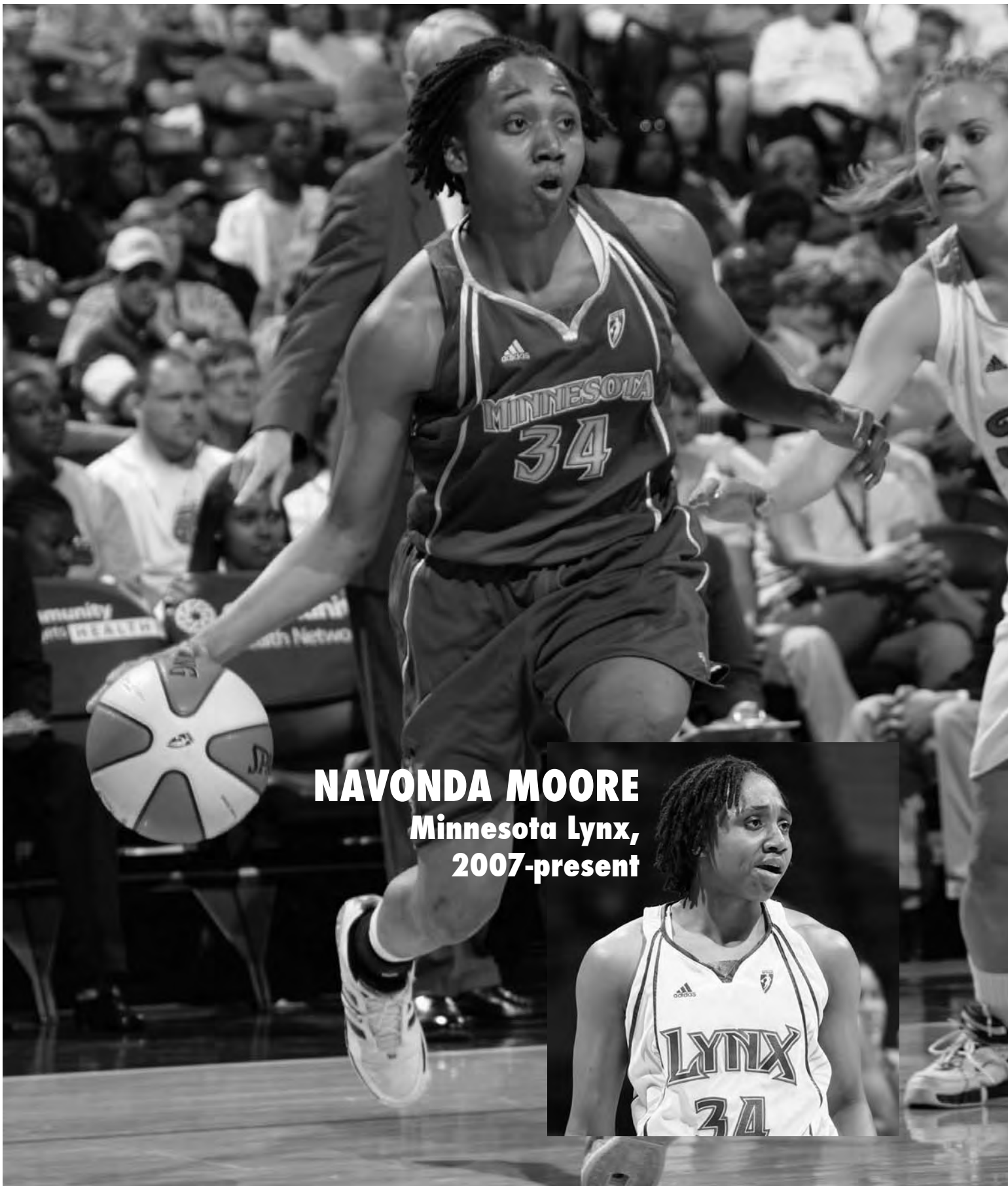
# TRAVELING WITH THE TIDE



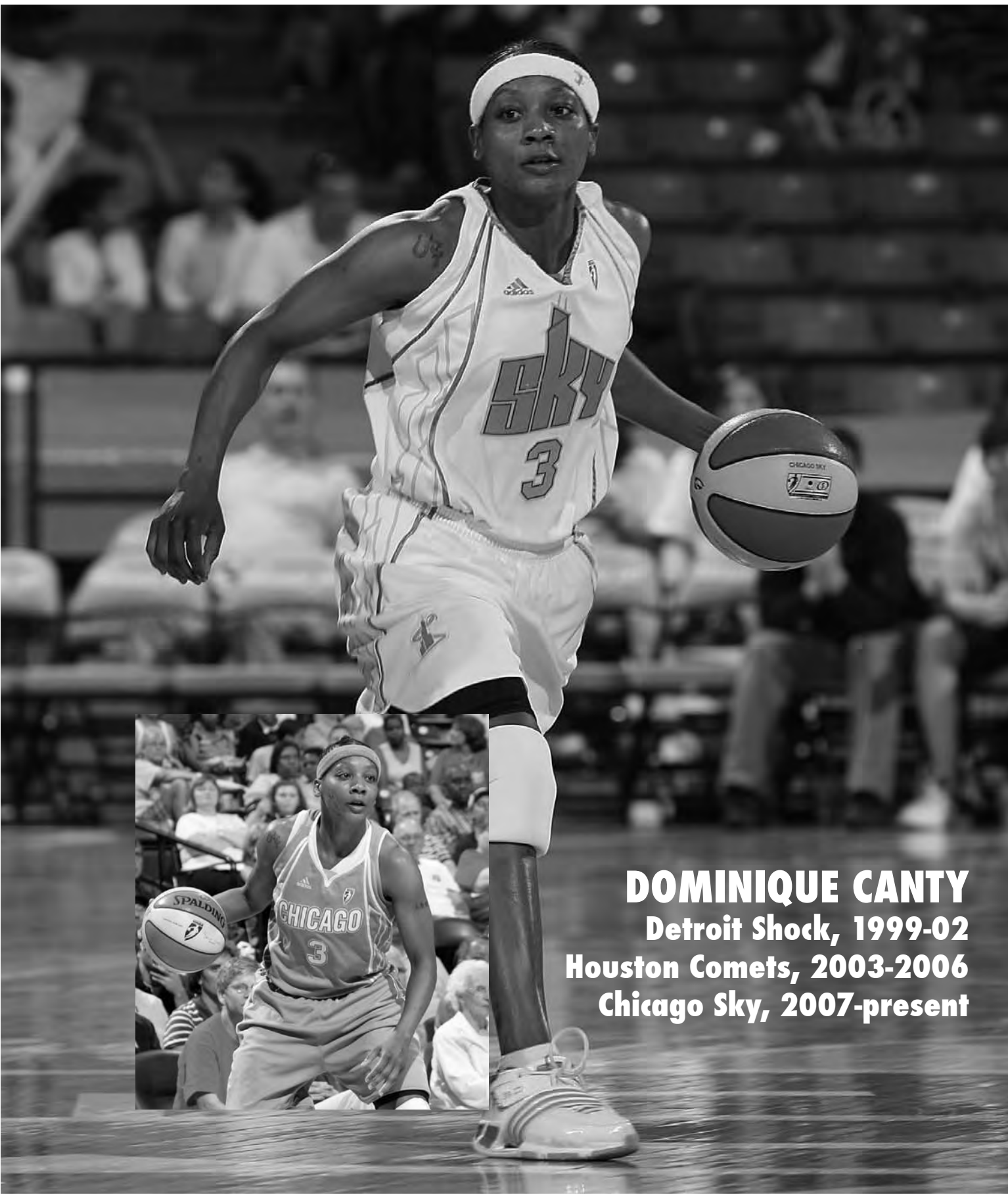


During the 2007-08 season, the Tide traveled to Freeport, Bahamas to take part in the Fifth Annual Junkanoo Jam Tournament hosted by the Bahamas Basketball Federation. Alabama played two games while on the island and celebrated Thanksgiving, Junkanoo style, complete with a meal and traditional skit.





**NAVONDA MOORE**  
Minnesota Lynx,  
2007-present



**DOMINIQUE CANTY**  
Detroit Shock, 1999-02  
Houston Comets, 2003-2006  
Chicago Sky, 2007-present





**LINDA BURGESS**

Los Angeles Sparks, 1997  
Sacramento Monarchs, 1998-2000



**TAUSHA MILLS**

Washington Mystics, 2000-02  
San Antonio Silver Stars, 2003

**NIESA JOHNSON**  
Seattle Reign, 1998-99  
Charlotte Sting, 1999-2000



**SHALONDA ENIS**  
Seattle Reign, 1998-99  
Washington Mystics, 1999  
Charlotte Sting, 2000-03



# Player Profiles



# CAMILLA BLANDS

5-11 • Sr. • Guard  
Naerum, Denmark  
Falkonergaarden



## CAREER HIGHS

### Points

20 vs. Jacksonville St. (12/22/07)

### Rebounds

9 - two times, last vs. Alabama  
A&M (12/17/07)

### Field Goals Made

7 vs. Jacksonville St. (12/22/07)

### Field Goals Attempts

13 vs. Jacksonville St. (12/22/07)

### 3-point Field Goals Made

4 vs. Jacksonville St. (12/22/07)

### 3-point Field Goals Attempts

10 vs. Jacksonville St. (12/22/07)

### Free Throws Made

8 vs. Georgia (1/20/08)

### Free Throws Att

9 vs. Georgia (1/20/08)

### Assists

4 - six times, last vs. Vanderbilt  
(3/2/08)

### Steals

6 vs East Tennessee St. (1/2/08)

### Blocks

4 vs. Saint Mary's (12/9/07)

### Min. Played

40 - three times, last vs. Missis-  
sippi State (1/31/08)

## CAREER STATS

Year	GP-GS	Min/Avg	FG-FGA	Pct	3FG-FGA	Pct	FT-FTA	Pct	Off-Def	Tot	Avg	PF-FO	Ast	TO	Blk	Stl	Pts/Avg
2005-06	28-1	479/17.1	17-66	.258	3-22	.136	21-38	.553	18-44	62	2.2	37-0	23	55	2	22	58/2.1
2006-07	8-0	40/5.0	0-1	.000	0-0	.000	3-9	.333	0-5	5	0.6	2-0	0	7	0	0	3/0.4
2007-08	27-22	798/29.6	61-176	.347	27-91	.297	43-62	.694	36-80	116	4.3	54-0	52	71	23	42	192/7.1
TOTAL	63-23	1317/20.9	78-243	.321	30-113	.265	67-109	.615	54-129	183	2.9	93-0	75	133	25	64	253/4.0

**2007-08 (JUNIOR):**

Was named to the SEC Community Service Team...started in 22 of the 30 games for the Crimson Tide...best performance came on Dec. 22 against Jacksonville State when she shot 7-for-13, scoring 20 points and had five steals...also scored 16 points against Georgia on Jan. 20 going a 8-for-9 from the free throw line...led the team eight times in steals...averaged 7.1 points, 4.3 rebounds and 1.9 assists per game...tallied 192 points and grabbed 116 rebounds...handed out 52 assists...averaged 7.3 points per game during SEC play...Led the team with 23 blocks and was second in free throw percentage with a 69.4 average.

**2006-07 (SOPHOMORE):**

Played in eight of the 30 games for the Crimson Tide... saw the first action of her season at Arkansas State and played four minutes vs. Cal State Northridge...scored two points on a pair of free throws vs. Savannah State.

**2005-06 (FRESHMAN):**

One of two players to appear in all 28 games...averaged 2.1 points and 2.2 rebounds per game...started for the first time in her career against Vanderbilt...recorded a career high with her first double-digit scoring effort vs. Nevada with 12 points...set a career high in rebounds with six vs. Alabama A&M and equaled that effort against SE Louisiana.

**HIGH SCHOOL AND PERSONAL DATA:**

The third international player in UA history, she competed for Falkonergaarden High School in Copenhagen...played on the SISU Club team that won four Danish Youth championships and four Cup Tournament crowns...named club's Player of the Year and was selected to play at the Nordic Championships...Nordic Championship All-Star team member...played in 11 games for the Danish Youth National Team and competed in eight games for the Danish Women's National Team, the only junior to earn the honor...teamed with the same teammates on the same club team for nine years...father, Christian, coached the club team for six years...born Sept. 28, 1985...daughter of Christian and Inge Lise Brands.





# ALYSON BUTLER

5-10 • Soph. • Guard  
Cleveland, Tenn.  
Walker Valley



## CAREER HIGHS

### Points

14 vs. McNeese St. (12/4/06)

### Rebounds

3 – two times, last vs. Birmingham Southern (12/18/06)

### FG Made

4 – two times, last vs. North Dakota State (12/30/06)

### Field Goals Attempts

10 vs. McNeese St. (12/4/06)

### 3pt. FG Made

4 – two times, last vs. North Dakota State (12/30/06)

### 3pt. Field Goals Attempts

8 vs. McNeese St. (12/4/06)

### Free Throws Made

3 vs. Ole Miss (3/1/07)

### Free Throws Attempts

6 at Savannah State (12/2/06)

### Assists

4 – two times, last vs. McNeese St. (12/4/06)

### Steals

2 – three times, last vs. Tennessee (1/28/07)

### Blocks

1 – three times, last vs. Ole Miss (3/1/07)

### Min. Played

27 – two times, last vs. Arkansas (1/18/07)

## CAREER STATS

Year	GP-GS	Min/Avg	FG-FGA	Pct	3FG-FGA	Pct	FT-FTA	Pct	Off-Def	Tot	Avg	PF-FO	Ast	TO	Blk	Stl	Pts/Avg
2006-07	27-4	451/16.7	30-98	.306	18-62	.290	13-21	.619	12-17	29	1.1	35-1	25	46	3	17	91/3.4
TOTAL	27-4	451/16.7	30-98	.306	18-62	.290	13-21	.619	12-17	29	1.1	35-1	25	46	3	17	91/3.4

**2007-08 (REDSHIRTED):**

Redshirted the season after having successful season-ending surgery.

**2006-07 (FRESHMAN):**

Started in four of the 30 games for the Crimson Tide ... best performance came on Dec. 4 against McNeese St. when she shot 4-for-10, scoring 14 points and went 2-for-2 from the free throw line ... also scored 12 points against North Dakota State on Dec. 30 going 4-8 ... led the team four times in assists and twice in blocked shots ... averaged 3.4 points, 1.1 rebounds and 0.9 assists per game ... tallied 91 points and grabbed 29 rebounds ... handed out 25 assists ... averaged 1.6 points per game during SEC play.

**HIGH SCHOOL AND PERSONAL DATA:**

Earned Class AAA first team All-State honors by the Tennessee Sports Writers Association and AP honorable mention accolades following her senior season ... was first team All-State honoree by the Tennessee Sports Writers Association and second team All-State as announced by the AP as a junior ... led her team to a state Final Four appearance and three Sweet Sixteen qualifications in her career at Walker Valley ... helped her team earn regional championships twice, two district titles and a regional runner-up finish in her four seasons ... all-time leading scorer in Walker Valley history with 2,159 career points ... averaged 22 points, five rebounds, five assists and three steals per game as a senior ... had her jersey (#22) retired at Walker Valley ... was her team's MVP three times ... earned all-area, all-region and all-district honors three times ... Wendy's High School All-American nominee and McDonald's All-American Heisman nominee ... was the Regional tournament MVP and the MVP of the District and the District tournament three times while earning All-Region honors three times ... best of Preps All-Area Player of the Year as a junior, was Best of Preps All-Area as a junior and senior ... Greene County Classic All-Tournament team ... also competed in tennis, cross country and soccer at Walker Valley, earning All-Region honors in cross country ... played for head coach David Tucker ... born on September 30, 1987 in Chattanooga ... daughter of Al and Judy Butler...has one brother, Clay ... graduated seventh in her class with a 4.0 GPA ... was on the Homecoming Court, was the class beauty and the Valentine Court at her high school ... earned the school's Best-All Around award ... National Honor Society member ... member of the Beta Club, FCA, Anchor Club and Circle of Champions ... was named senior superlative Miss Walker Valley ... Walker Valley's FCA Athlete of the Year as a senior ... Greater Chattanooga/Southeast Tennessee FCA Athlete of the Year nominee ... was the class president three years... Student Government Association secretary as a senior.





# DALEISHA CARN

6-0 • Soph. • Guard  
Jacksonville, Fla.  
Englewood



## CAREER HIGHS

### Points

20 vs. La. Tech (12/5/07)

### Rebounds

5 - three times, last vs. Louisiana Tech (12/5/07)

### Field Goals Made

9 vs. La. Tech (12/5/07)

### Field Goals Attempts

14 vs. La. Tech (12/5/07)

### 3-point Field Goals Made

1 vs. Saint Mary's (12/9/07)

### 3-point Field Goals Attempts

3 vs. Samford (11/13/07)

### Free Throws Made

5 vs. Arkansas St. (11/18/07)

### Free Throws Attempts

11 vs. Arkansas St. (11/18/07)

### Assists

5 vs. Saint Mary's (12/9/07)

### Steals

4 vs. Saint Mary's (12/9/07)

### Blocks

2 - two times, last vs. Arkansas State (11/18/07)

### Minutes Played

34 - two times, last vs. Louisiana Tech (12/5/07)

## CAREER STATS

Year	GP-GS	Min/Avg	FG-FGA	Pct	3FG-FGA	Pct	FT-FTA	Pct	Off-Def	Tot	Avg	PF-FO	Ast	TO	Blk	Stl	Pts/Avg
2007-08	11-8	292/26.5	43-91	.473	1-5	.200	21-30	.700	17-19	36	3.3	32-1	23	52	9	11	108/9.8
TOTAL	11-8	292/26.5	43-91	.473	1-5	.200	21-30	.700	17-19	36	3.3	32-1	23	52	9	11	108/9.8

## **2007-08 (FRESHMAN):**

Started in eight of 11 games before suffering a season ending knee injury... best performance came on Nov. 28 when she score 18 points against Belmont and she also scored 15 against Tulane on Nov 11...led the team twice in scoring and three times in blocks... averaged 9.8 points, 3.3 rebounds and 2.1 assists per game...tallied 108 points and grabbed 36 rebounds...handed out 23 assists.

## **HIGH SCHOOL AND PERSONAL DATA:**

A four-star recruit according to FloridaHoops.com and was listed among the top recruits in her region by HoopGurlz.com...2007 Sun Sports/FSN second team all state honoree as voted by the Florida Sportswriters Association...Times-Union All-First Coast Player of the Year as a senior... three time All-First Coast team member, earning first team honors as a senior after being on the second team after her sophomore and junior seasons...averaged 17 points, eight rebounds, four assists and two steals per game as a senior...born on October 28, 1988...played for head coach George McLeod, a former player at North Florida, at Englewood HS.





# KATIE HANCOCK

5-11 • Soph. • Guard  
Tupelo, Miss.  
Tupelo



## CAREER HIGHS

Points  
14 vs. Georgia (3/6/08)

Rebounds  
7 vs. Georgia (3/6/08)

Field Goals Made  
5 vs. Georgia (3/6/08)

Field Goals Attempts  
10 vs. Ole Miss (2/3/08)

3-point Field Goals Made  
1 – six times, last vs. Georgia  
(3/6/08)

3-point Field Goals Attempts  
7 vs. Ole Miss (2/3/08)

Free Throws Made  
3 vs. Georgia (3/6/08)

Free Throws Attempts  
5 vs. Georgia (3/6/08)

Assists  
3 – two times, last vs. Ole Miss  
(2/24/08)

Steals  
2 vs. Mississippi State (1/31/08)

Blocks  
None

Minutes Played  
31 vs. Ole Miss (2/24/08)

## CAREER STATS

Year	GP-GS	Min/Avg	FG-FGA	Pct	3FG-FGA	Pct	FT-FTA	Pct	Off-Def	Tot	Avg	PF-FO	Ast	TO	Blk	Sil	Pts/Avg
2007-08	11-11	272/24.7	25-65	.385	7-33	.212	9-20	.450	9-19	28	2.5	11-0	17	45	0	3	66/6.0
TOTAL	11-11	272/24.7	25-65	.385	7-33	.212	9-20	.450	9-19	28	2.5	11-0	17	45	0	3	66/6.0

## **2007-08 (FRESHMAN):**

Started in 11 games she played in as a true freshman after missing the first 19 games of the season due to ACL surgery ... best performance came on March 6 against Georgia when she shot 5-for-9, scoring 14 points and went 3-for-5 from the free throw line ... also scored nine points against Ole Miss on Feb. 24 going 4-for-9 ... averaged 6.0 points, 2.5 rebounds and 1.5 assists per game...tallied 66 points and grabbed 28 rebounds ... handed out 17 assists ... averaged 6.0 points per game during SEC play.

## **HIGH SCHOOL AND PERSONAL DATA:**

Two-time North Mississippi Player of the Year (2006 & 2007) ... Led Tupelo HS to a state runner-up finish as a senior after semifinal appearances in her sophomore and junior seasons ... Mississippi state tournament All-Tournament team in 2005 and 2007 ... 2006-07 All-State Preseason Dandy Dozen selection ... played for head coach Stephanie Murphy at Tupelo ... Was also an All-State softball player, leading her team to a state championship as a senior while earning North ... Mississippi MVP honors in her final two seasons ... also participated in golf as a prep ... competed on the Alabama Roadrunners Nike Team in AAU action ... Born on June 18, 1988 ... daughter of Dean and Betty Hancock ... has an older brother, Jon-Jon, who plays baseball at Ole Miss and was a member of the Rebels 2006 SEC Championship squad ... also the sister of the late Josh Hancock, who pitched for Auburn's College World Series team and professionally for the St. Louis Cardinals ... member of FCA in high school ... National Honor Society inductee who had a 4.0 GPA in high school.





# CAITLIN HOLLIFIELD

6-1 • Soph. Forward  
Knoxville, Tenn.  
Powell



## CAREER HIGHS

### Points

10 – three times, last vs. Vanderbilt  
(3/2/08)

### Rebounds

9 vs. Samford (11/13/07)

### Field Goals Made

4 – six times, last vs. Vanderbilt  
(3/2/08)

### Field Goals Attempts

10 vs. SE Louisiana (1/5/08)

### 3-point Field Goals Made

1 – two times, last vs. Vanderbilt  
(3/2/08)

### 3-point Field Goals Attempts

4 vs. South Carolina (1/10/08)

### Free Throws Made

3 vs. Auburn (1/27/08)

### Free Throws Attempts

8 vs. Georgia (1/20/08)

### Assists

3 vs. Florida (1/13/08)

### Steals

3 vs. Auburn (1/27/08)

### Blocks

3 vs. Auburn (1/27/08)

### Minutes Played

39 vs. Georgia (1/20/08)

## CAREER STATS

Year	GP-GS	Min/Avg	FG-FGA	Pct	3FG-FGA	Pct	FT-FTA	Pct	Off-Def	Tot	Avg	PF-FO	Ast	TO	Blk	Sil	Pts/Avg
2007-08	21-14	506/24.1	41-102	.402	4-18	.222	23-44	.523	33-59	92	4.4	58-3	21	45	10	20	109/5.2
TOTAL	21-14	506/24.1	41-102	.402	4-18	.222	23-44	.523	33-59	92	4.4	58-3	21	45	10	20	109/5.2

**2007-08 (FRESHMAN):**

Started in 14 of the 30 games as a true freshman...best performance came on Jan. 5 against Southeastern Louisiana when she shot 4-for-10, scoring 10 points and had seven rebounds...also scored 10 points against Vanderbilt on March 2 going 4-for-6 from the floor...led the team five times in rebounds and four times in steals...averaged 5.2 points, 4.4 rebounds and 1.0 assists per game...tallied 109 points and grabbed 92 rebounds...averaged 4.3 points per game during SEC play.

**HIGH SCHOOL AND PERSONAL DATA:**

Led Powell to three state tournament appearances, including Final 4 berths in her freshman and sophomore seasons...Tennessee Sports Writers Association First Team All-State member as a junior and senior...Tennessee state tournament All-Tournament team member three times...Four-time Street & Smith honorable mention All-American honoree...ranked in the nation's top 50 by Rivals.com...led high school team to three district titles, two regional championships and three substate championships...All-Region Tournament team member as a freshman and junior, earned Region MVP honors as a sophomore...four-time PrepXtra honoree, earning first team honors twice and honorable mention honors three times...four-time All-District team member and District Tournament team MVP as a junior while earning All-District Tournament honors as a sophomore...All-KIL first team honoree two times, second team once and KIL Sophomore of the Year recipient...MVP of the Landair Classic as a freshman and member of the Greeneville Christmas All-Tournament team in her sophomore season...averaged a double-double as a junior and scored 16.7 points per game as a senior...also successful on the AAU circuit, winning two state titles, a national title in the 15-Under division as a freshman...played for head coach Clay Young at Powell HS...was also an All-District volleyball player...born on October 14, 1988...daughter of Tim and Sharon Hollifield...voted Senior Superlative "Most Athletic" at PHS...Beta Club Member, 2004-06...has two brothers, Jordan and Jeremy, and one sister, Kelsey.





# TIERNEY JENKINS

6-0 • Soph. • Forward  
Mt. Juliet Tenn.  
Wilson Central



## CAREER HIGHS

### Points

29 vs. Hampton (12/20/07)

### Rebounds

15 vs. Alabama A&M (12/17/07)

### Field Goals Made

11 vs. Hampton (12/20/07)

### Field Goals Attempts

21 vs. Jacksonville St. (12/22/07)

### 3-point Field Goals Made

1 vs. Tenn. Tech (11/30/07)

### 3-point Field Goals Attempts

1 - two times, last vs. Tennessee Tech (11/30/07)

### Free Throws Made

8 vs. Georgia (3/6/08)

### Free Throws Attempts

10 vs. Georgia (3/6/08)

### Assists

2 - three times, last vs. Florida (1/13/08)

### Steals

6 vs. Washington St. (11/24/07)

### Blocks 5 vs East Tennessee St.

(1/2/08)

### Min. Played

38 vs. Hampton (12/20/07)

## CAREER STATS

Year	GP-GS	Min/Avg	FG-FGA	Pct	3FG-FGA	Pct	FT-FTA	Pct	Off-Def	Tot	Avg	PF-FO	Ast	TO	Blk	Stl	Pts/Avg
2007-08	30-26	721/24.0	140-310	.452	1-5	.200	73-110	.664	82-118	200	6.7	90-2	15	90	20	53	354/11.8
TOTAL	30-26	721/24.0	140-310	.452	1-5	.200	73-110	.664	82-118	200	6.7	90-2	15	90	20	53	354/11.8

**2007-08 (FRESHMAN):**

Named to the All-SEC Freshman Team...started in 26 of the 30 games for the Crimson Tide as a true freshman... named the SEC Freshman of the Week on Dec. 24...best performance came on Dec. 20 against Hampton when she shot 11-for-16, scoring 29 points and went 7-for-8 from the free throw line...also scored 21 points against Washington State on Nov. 24 going 10-for-13...was named to the Junkanoo Jam All-Tournament Team...led the team 14 times in scoring and 10 times in steals...averaged 11.8 points, 6.7 rebounds and 0.5 assists per game...tallied 354 points and grabbed 200 rebounds...handed out 15 assists...averaged 10.6 points per game during SEC play...led the team with 354 points and led the team with 200 rebounds.

**HIGH SCHOOL AND PERSONAL DATA:**

Two-time Tennessee Sportswriters Association first team All-State honoree (2006, 2007)...helped her team win the 2006 Tennessee Class AAA State title after advancing to the quarterfinals in 2004 and 2005...earned MVP honors at the 2006 state tournament after leading her team to the title while averaging 17.7 points and 14.7 rebounds per game...led WCHS to three Regional titles and two District titles in her career...2006 Mid-State Player of the Year...two-time Regional All-Tournament team member...three-time All-District and All-Region honoree...Street & Smith honorable mention All-American as a senior...Mid-State second team member as a junior...earned her team's offensive MVP and Best Rebounder awards in her junior season...2005 and 2006 Bradley Central Holiday Classic All-Tournament team member...Greenville Holiday Classic All-Tournament honoree and helped Wilson Central to the 2005 NCAA Hoop City championship...helped her AAU teams qualify for national team competition five times, including a runner-up finish at the 2006 Nike Flight Nationals...born on August 26, 1989...daughter of Willie and Pamela Bryson...has two brothers, Dominique and Preston, and two sisters, Tiffany and Autumn...was a member of FCA, FBLA, Deca and FCCLA at Wilson Central.





# DEDREA MAGEE

5-8 • Jr. • Guard  
Picayune, Miss.  
Picayune



## CAREER HIGHS

### Points

19 vs. Arkansas (1/17/08)

### Rebounds

9 vs. Saint Mary's (12/9/07)

### Field Goals Made

8 vs. Arkansas (1/17/08)

### Field Goals Attempts

17 vs. Georgia (1/20/08)

### 3-point Field Goals Made

5 vs. Florida (1/13/08)

### 3-point Field Goals Attempts

9 vs. Florida (1/13/08)

### Free Throws Made

7 vs. Alabama A&M (12/17/07)

### Free Throws Attempts

9 vs. Alabama A&M (12/17/07)

### Assists

9 vs. Jacksonville St. (12/22/07)

### Steals

5 vs. Auburn (2/14/08)

### Blocks

1 vs. Hampton (12/20/07)

### Minutes Played

43 vs. Hampton (12/20/07)

## CAREER STATS

Year	GP-GS	Min/Avg	FG-FGA	Pct	3FG-FGA	Pct	FT-FTA	Pct	Off-Def	Tot	Avg	PF-FO	Ast	TO	Blk	Sil	Pts/Avg
2006-07	22-7	352/16.0	30-60	.500	3-9	.333	4-8	.500	17-33	50	2.3	35-0	24	60	0	18	67/3.0
2007-08	30-30	1050/35.0	88-263	.335	32-80	.400	47-68	.691	24-89	113	3.8	80-2	98	158	1	42	255/8.5
TOTAL	52-37	1402/27.0	118-323	.365	35-89	.393	51-76	.671	41-122	163	3.1	115-2	122	218	1	60	322/6.2

**2007-08 (SOPHOMORE):**

Started in every non-conference and conference game for the Crimson Tide...best performance came on Jan. 17 against Arkansas when she shot 8-for-16, scoring 19 points while playing 36 minutes...also scored 17 points against Florida on Jan. 13 going 6-for-12 from the floor...led the team six times in points and 17 times in assists...averaged 8.5 points, 3.8 rebounds and 3.3 assists per game...tallied 255 points and grabbed 113 rebounds...handed out 98 assists...averaged 9.2 points per game during SEC play...led the team with 1050 minutes played and was third with a 69.1 free throw percentage...ranked second in the SEC in minutes played with 35 per contest.

**2006-07 (FRESHMAN):**

Started in seven of the 30 games for the Crimson Tide... best performance came on Feb. 11 against Ole Miss when she shot 5-for-7 scoring, 11 points...averaged 3.0 points, 2.3 rebounds and 1.1 assists per game...tallied 67 points and grabbed 50 rebounds...handed out 24 assists...averaged 2.9 points per game during SEC play.

**HIGH SCHOOL AND PERSONAL DATA:**

One of the best high school players in the state of Mississippi... was the Gatorade Player of the Year in Mississippi following her senior season...finished her career with 2,126 points, the school's record for career points...averaged 26 points, 7.5 rebounds and five assists per game as a senior...Clarion-Ledger first team All-State selection...was a Dandy Dozen selection by the Clarion-Ledger...played in the North/South All-Star game in the state of Mississippi...competed in the Mississippi/Alabama All-Star game as a senior...led her team to district championships as a sophomore and as a senior...named to the All-South team in Mississippi after her sophomore, junior and senior seasons...scored 40 points, grabbed 10 rebounds to go with 10 assists and six steals against Bay High as a senior.





# VARISIA RAFFINGTON

5-11 • Soph. • Guard  
Tallahassee, Fla.  
Florida



## CAREER HIGHS

Points  
13 vs. Georgia (3/6/08)

Rebounds  
4 vs. Georgia (3/6/08)

Field Goals Made  
6 vs. Georgia (3/6/08)

Field Goals Attempts  
11 vs. Georgia (3/6/08)

3pt. Field Goals Made  
2 – two times, last vs. Vanderbilt  
(3/2/08)

3pt. Field Goals Attempts  
4 – two times, last vs. Vanderbilt  
(3/2/08)

Free Throws Made  
3 vs East Tennessee St. (1/2/08)

Free Throws Attempts  
4 – two times, last vs. Auburn  
(2/14/08)

Assists  
2 – two times, last vs. Ole Miss  
(2/24/08)

Steals  
2 – two times, last vs. Georgia  
(3/6/08)

Blocks  
1 – four times, last vs. Georgia  
(1/20/08)

Minutes Played  
25 vs. East Tennessee St. (1/2/08)

## CAREER STATS

Year	GP-GS	Min/Avg	FG-FGA	Pct	3FG-FGA	Pct	FT-FTA	Pct	Off-Def	Tot	Avg	PF-FO	Ast	TO	Blk	Sil	Pts/Avg
2007-08	29-2	395/13.6	42-122	.344	11-40	.275	12-21	.571	16-26	42	1.4	33-0	17	45	4	11	107/3.7
TOTAL	29-2	395/13.6	42-122	.344	11-40	.275	12-21	.571	16-26	42	1.4	33-0	17	45	4	11	107/3.7

**2007-08 (FRESHMAN):**

Started in two of the 30 games for the Crimson Tide ... best performance came on Dec. 20 against Eastern Washington when she shot 7-for-11 scoring 17 points and had seven steals ... also scored 11 points against Vanderbilt on March 2 ... led the team twice in steals ... averaged 3.7 points, 1.4 rebounds and 0.6 assists per game...tallied 107 points and grabbed 42 rebounds ... handed out 17 assists ... averaged 5.9 points per game during SEC play.

**HIGH SCHOOL AND PERSONAL DATA:**

Led Florida High to consecutive FHSAA Class 3A state titles as a junior and senior ... MVP of the Florida Class 3A State Championship game in 2006 and 2007 ...First team All-State in her junior and senior seasons ... Was a first team Sun Sports/FSN honoree as a junior and senior as voted by the Florida Sportswriters Association ... earned MVP honors in the 2006 3A state title game with 13 points and 17 rebounds ... posted a double-double in the 2007 FHSAA championship game, with 18 points and 10 rebounds en route to MVP honors ... First Team All Big Bend for the 2006-07 and 2006-07 campaigns ... MVP of her high school team her last two seasons ... team co-captain as a junior and senior ... born on April 10, 1989 ... honor roll student at Florida High ... was the District Secretary for Florida Future Business Leaders of America ... also played the violin in the orchestra ... president of her church's youth department and volunteers with Meals on Wheels ... also lettered in volleyball at FHS ... nominee for the Best & Brightest Award.





# COURTNEY STRAUTHERS

6-4 • Jr. • Forward/Guard  
Snellville, Ga,  
Shiloh



## CAREER HIGHS

Points  
12 - two times, last vs. Auburn  
(2/14/08)

Rebounds  
11 vs. Vanderbilt (3/2/08)

Field Goals Made  
5 - three times, last vs. Auburn  
(2/14/08)

Field Goals Attempts  
10 - two times, last vs. Auburn  
(2/14/08)

3-point Field Goals Made  
None

3-point Field Goals Attempts  
None

Free Throws Made  
4 - two times, last vs. Saint Mary's  
(12/9/07)

Free Throws Attempts  
6 - two times, last vs. Saint Mary's  
(12/9/07)

Assists  
4 - two times, last vs. Cal State  
Northridge (11/25/06)

Steals  
3 - three times, last vs. Vanderbilt  
(2/4/07)

Blocks  
4 vs. Georgia (3/6/08)

Minutes Played  
32 vs. Missouri (11/24/06)

## CAREER STATS

Year	GP-GS	Min/Avg	FG-FGA	Pct	3FG-FGA	Pct	FT-FTA	Pct	Off-Def	Tot	Avg	PF-FO	Ast	TO	Blk	Sil	Pts/Avg
2006-07	29-8	480/16.6	59-115	.513	0-0	.000	17-35	.486	35-36	71	2.4	62-2	17	47	5	15	135/4.7
2007-08	30-11	537/17.9	71-125	.568	0-0	.000	27-45	.600	33-62	95	3.2	57-1	13	71	15	20	169/5.6
TOTAL	59-19	1017/17.2	130-240	.542	0-0	.000	44-80	.550	68-98	166	2.8	119-3	30	118	20	35	304/5.2

## **2007-08 (SOPHOMORE):**

Started in 11 of the 30 games for the Crimson Tide... best performance came on Nov. 28 against Belmont when she shot 5-for-10, scoring 12 points...also scored 12 points against Auburn on Feb. 14 going 5-for-10 from the floor...led the team seven times in blocks and four times in rebounds...averaged 5.6 points and 3.2 rebounds ...tallied 169 points and grabbed 95 rebounds...handed out 13 assists...averaged 6.2 points per game during SEC play...led the team in field goal percentage with a .568 mark.

## **2006-07 (FRESHMAN):**

Started in eight of the 30 games for the Crimson Tide... best performance came on Nov. 29 against Tennessee when she shot 5-for-9 scoring 10 points... led the team twice in blocked shots...averaged 4.7 points, 2.4 rebounds and 0.6 assists per game...tallied 135 points and grabbed 71 rebounds...handed out 17 assists...averaged 2.8 points per game during SEC play.

## **HIGH SCHOOL AND PERSONAL DATA:**

Led Shiloh to three straight Georgia State Tournament appearances, including a Sweet Sixteen berth as a junior... Helped her team capture a Regional Championship as a senior...ranked in the top five in rebounding in the state of Georgia as a senior...finished her career with the school's all-time career record in blocked shots... averaged 12 points, nine rebounds and four blocks throughout her prep career...was a McDonald's All-American and Wendy's High School Heisman nominee following her senior season...three-time All-County honoree...was the Female Athlete of the Year at Shiloh High as a senior...played on the Peach State Memorial Day Challenge in 2005... also competed in track & field in high school, competing in the triple jump and the 400 meter dash... Born December 12, 1987...daughter of Thomas and Jennifer Strauthers...father, Thomas, was a star defensive end at Jackson State in the early 1980's...he was drafted by the Eagles in the 1983 NFL draft and played eight seasons in the league for Philadelphia, Detroit and Minnesota...mother, Jennifer, played basketball at Arkansas College (now Arkansas State University).



# TAMARA WILLIAMS

6-0 • Jr. • Guard  
 Alabaster, Ala.  
 Thompson



## CAREER HIGHS

Points  
 13 vs. South Carolina (1/10/08)

Rebounds  
 10 – two times, last vs. Arkansas (1/18/07)

FG Made: 6 – two times, last vs. North Dakota State (12/30/06)

Field Goals Made  
 6 vs two opponents

Field Goals Attempts  
 11 – two times, last vs. Auburn (1/7/07)

3-point Field Goals Made  
 1 – three times, last vs. South Carolina (1/10/08)

3-point Field Goals Attempts  
 2 vs. Belmont (11/28/07)

Free Throws Made  
 5 vs Louisiana Tech (12/16/06)

Free Throws Attempts  
 6 – two times, last vs. Belmont (11/28/07)

Assists  
 3 – four times, last vs. Jacksonville State (12/22/07)

Steals  
 4 vs. Washington St. (11/24/07)

Blocks  
 2 – four times, last vs. Jacksonville State (12/22/07)

Minutes Played  
 34 vs Ole Miss (2/11/07)

## CAREER STATS

Year	GP-GS	Min/Avg	FG-FGA	Pct	3FG-FGA	Pct	FT-FTA	Pct	Off-Def	Tot	Avg	PF-FO	Ast	TO	Blk	Sil	Pts/Avg
2006-07	28-19	587/21.0	56-150	.373	0-4	.000	9-22	.409	49-95	144	5.1	66-1	23	55	11	28	121/4.3
2007-08	30-2	421/14.0	27-86	.314	3-6	.500	11-29	.379	21-43	64	2.1	64-1	19	63	11	16	68/2.3
TOTAL	58-21	1008/17.4	83-236	.352	3-10	.300	20-51	.392	70-138	208	3.6	130-2	42	118	22	44	189/3.3



**2007-08 (SOPHOMORE):**

Started in two of the 30 games for the Crimson Tide ... best performance came on Jan. 10 against South Carolina when she shot 4-for-6, scoring 13 points ... led the team twice in steals and twice in rebounds ... averaged 2.3 points, 2.1 rebounds and 0.3 assists per game ... tallied 68 points and grabbed 64 rebounds... handed out 19 assists ... averaged 2.1 points per game during SEC play.

**2006-07 (FRESHMAN):**

Started in 19 of the 30 games for the Crimson Tide ... best performance came on Dec. 30 against North Dakota State when she shot a perfect 6-for-6 scoring 12 points ... also scored 12 points against Birmingham Southern on Dec. 18 going 6-11 ... led the team nine times in rebounds and five in steals ... averaged 4.3 points, 5.1 rebounds and 0.8 assists per game ... tallied 121 points and grabbed 144 rebounds...handed out 23 assists ... averaged 3.7 points per game during SEC play.

**HIGH SCHOOL AND PERSONAL DATA:**

Led her team to a 6A Sub-Regional appearance and a 25-9 season ... selected to participate in the 2006 Alabama-Mississippi All-Star Basketball Classic along with teammate Dedrea Magee ... led her team to an area championship and two Shelby County championships in her career ... Shelby County Reporter first team all-county selection as a senior ... averaged 12.7 points and 7.6 rebounds per game in her senior season ... played in the North-South All-Star game as a junior ... second team All-Metro selection as a junior ... two-time athlete of the week honoree ... four-time Shelby County All-Tournament team selection ... was also an excellent volleyball player ... played on five state champion AAU teams with the Alabama Lady Warriors and head coach Gregory Williams High school coach was Cara Crasslin, a former Tide player ... scored 25 points to go with 11 rebounds and eight steals in a game in her junior year against Alabama 5A state champion Ramsey High...born January 6, 1988 in Birmingham ... daughter of Gregory and Donna Williams...has one brother, Greg, Jr. (20) ... her father, Gregory, Sr., was a track athlete at Alabama ... National Honor Society member ... Spanish Honor Society member...earned the senior superlative honor at Thompson ... was also voted "Most Athletic" in her high school class ... FCCLA secretary and member of FCA ... student government association class officer ... Biology major at UA.



# CARMEN McCOY

6-4 • Fr. • Center  
Leeds, Ala.  
Leeds

# 30

## HIGH SCHOOL AND PERSONAL DATA:

Prepped at Leeds High School in Leeds, Ala...played for Dale Burnette at LHS...was named the Class 3A Area MVP...was an All-Metro 3A selection...helped lead LHS to a Sweet 16 finish in her freshman and senior season...led Leeds to an Area championship three times...helped Leeds to two regional appearances as a freshman and sophomore...was the team captain for two seasons...averaged 14 points, 18 rebounds five blocks and five steals in her high school career...averaged 12.7 points, 13 boards and eight blocks per game as a junior...played for the Alabama Roadrunners club team...averaged 12 points, 16 rebounds and five blocks for the roadrunners...also lettered in track and field and volleyball...runner-up in the Class 3A discus for two years and placed third in the shot put...named track and field MVP...born November, 29, 1988...daughter of Robert and Felicia McCoy...has two brothers, Josh and Robert and a sister named Monica.




# KAYLA ROBINSON

6-2 • Fr. • Forward  
Raymond, Miss.  
Raymond

# 25

## HIGH SCHOOL AND PERSONAL DATA:

Attended Raymond High School in Edwards, Miss... played for coach Shay Jackson at RHS...named to the Clarion Ledger Dandy Dozen her senior year...was a North/South Junior All-Star...named to the Mississippi/Alabama all-star team...all-district player all four years...All-South State player her junior and senior year...named to the All-Metro second-team...named the MVP of the Wayne County Tournament...McDonalds All-American nominee... led Raymond to a Mississippi State runner-up finish two years in a row...helped RHS compile a 33-3 record her senior year... led RHS to a Clinton Classic championship, a Natchez Tournament title, a Wayne County Rotary Tournament championship, a Ranger Roundup championship and a Hinds A.H.S. Tournament title... averaged 19 points, 11 rebounds and 3.6 blocks per game for her high school career...played for the Edwards Lady Bulldogs club team...helped the Lady Bulldogs compile a 44-4 record...club team was state champions nine years in a row...were Cartoon League champions four years in a row...named her club MVP five years in a row...also lettered in track and field...3A state champion in the discus in 2007 and was the state champion in the shot put in 2008...was born May 15, 1990...the daughter of Eddie and Linda Robinson...has two sisters, Kalilah and Krystal.





# CANDACE SYKES

5-10 • Fr. • Guard  
St. Anne, Ill.  
Momence

# 1

## HIGH SCHOOL AND PERSONAL DATA:

Prepped at Momence High School in Momence, Ill...played for coach Molly Grasha at MHS...ranked No. 58 in the country and No. 19 at her guard position by Hoopgurlz.com...was first team all-state selection her junior and senior seasons...second team all-state selection her sophomore season...four-time all-area team selection...named to the all-conference team four straight years...garnered Momence Holiday All-Tournament team honors all four years...averaged 20.4 points, 10.2 rebounds, three assists and three steals for her high school career...averaged 21.5 points, 11.2 rebounds, 4.6 steals and 4.2 assists as a senior...led MHS to three conference championships...led MHS to three Holiday Tournament titles...guided MHS to two regional titles and a section appearance her junior year...appearance at the Super Sectional was a first for Momence high School...led MHS to a 22-5 mark her senior year and a 27-2 record her junior year...tallied a career-high 39 points...played for the Illinois Lady Wolverines...born May 17, 1990...daughter of Larry and Janet Sykes...has two brothers, LaRon and Larry.



# ERIKA RUSSELL

5-7 • Fr. • Guard  
Tuscaloosa, Ala.  
Northridge

# 23

## HIGH SCHOOL AND PERSONAL DATA:

Attended Northridge High School in Tuscaloosa, Ala... played for Lytrice Washington at NHS...the first female basketball player at NHS to sign a Division I scholarship... named to the Tuscaloosa News Super Five and was named the Player of the Year...team MVP for three seasons...named to the Tuscaloosa News Super Five as a junior...leading scorer at NHS for three seasons...finished her career with a school record 1,792 points...first player in NHS history to break the 1,000 point barrier...reached 1,000 points in just two seasons...led NHS to a 25-5 record her senior season...helped NHS to an Area championship her freshman seasons...helped

NHS reach its first regional in school history her freshman campaign...averaged 21 points, six rebounds, five assists and five steals in her high school career...tallied 23 points, seven rebounds, six assists and four steals as a senior...recorded 17.1 points, 6.8 boards, 4.7 assists and 4.5 steals per game her junior year...recorded a career-best 37 points twice...missed her sophomore season with a torn ACL...played for the Alabama Twisters club team...helped the Twisters make the Elite Eight at the national tournament in 2007...born October 9, 1989...daughter of Edward Braggs and Betty Russell ... has a sister named Latasha.





**THE SENIOR**  
Camilla Blands with  
Coach Wendell Hudson



**THE JUNIORS**  
Dedrea Magee, Courtney Strauthers and  
Tamara Williams



**THE FRESHMEN**  
Ericka Russell, Kayla Robinson,  
Carmen McCoy and Candace Sykes



**THE SOPHOMORES**  
Varisia Raffington, Daleisha Carn, Caitlin Hollifield, Tierney  
Jenkins, Alyson Butler and Katie Hancock





*The Coaching Staff*

# HEAD COACH WENDELL HUDSON

---





### THE 2008 WENDELL HUDSON ERA:

Back row (l to r): Ericka Russell, Candace Sykes, Alyson Butler, Varisia Raffington, Dedrea Magee, Camilla Blands. Middle Row (l to r): Katie Hancock, Caitlin Hollifield, Tierney Jenkins, Courtney Strauthers, Carmen McCoy, Kayla Robinson, Daleisha Carn, Tamara Williams. Front Row (l to r): Keisha McClinic, Heather Mesalam, Joni Crenshaw, Wendell Hudson, Ty Evans, Stacey Franklin, Leah Drury.

Wendell Hudson, former Associate Athletics Director for Alumni Relations was named the eighth head women's basketball coach of The University of Alabama Crimson Tide. Hudson will return to the hard floor where he has over 26 years of coaching experience.

"In addition to being the first African American scholarship athlete at the University of Alabama Wendell has remained a respected and important individual at our University for many years," Director of Athletics, Mal Moore said. "He is uniquely qualified for this position at this time. I can think of no one that understands the landscape and the challenges, as well as the opportunities that face our women's program at this time. When you consider he has excellent basketball contacts throughout the region and the nation I

think Wendell is positioned to greatly help our recruiting efforts."

"This is going to be a good move for me and the university," Hudson said.

**"I have a tremendous passion for Alabama athletics. I know I can get the best out of people and can get people to work hard together. This is going to be a really good challenge and I look forward to getting started."**

A veteran basketball coach with over 26 years of experience with both men and women's teams, including seven seasons in the SEC, Hudson has


a proven track record of success, especially in the state of Alabama. Hudson began his coaching at Alabama under C.M. Newton as an assistant coach from 1974-79. On the sideline as an assistant at the Capstone, Hudson helped the Tide compile a 129-41 record that included three-straight SEC titles and a Sweet 16 appearance in 1976. The Tide was ranked in the nation's top-10 for 43 of 54 weeks during its three year SEC title run.

The Alabama grad then moved on to be an assistant at North Alabama where his teams recorded an overall record of 56-31, including two trips to the NCAA Division II Tournament where the Lions went to the Final Four in the 1979-80 season.

Other coaching stops included Rice (1982-83), Ole Miss (1983-85) and Bay-



# HEAD COACH WENDELL HUDSON




Hudson began his coaching at Alabama under C.M. Newton as an assistant coach from 1974-79. He helped the Tide compile a 129-41 record that included three-straight SEC titles and a Sweet 16 appearance in 1976.

lor (1985-86) before he turned his career to athletics administration at McLennan Community College in Waco, Texas in 1986. While at McLennan CC, Hudson also served as the women's basketball coach from 1986-1999. In the 2001 season, Hudson took over the head coaching duties for the men's squad. In the 12 seasons at McLennan, Hudson compiled a 239-127 overall record, including a 219-117 mark as the head women's coach for 11 seasons.

Hudson, an All-American basketball player and member of the ASHOF, returned to the University of Alabama as Associate Athletics Director for Alumni Relations. Hired on Sept. 18, 2003, Hudson left the job where he had served for six years as Athletics Director at McLennan CC to return to his Alma Mater. He had served as assistant AD for four years before being named McLennan's AD. The Birmingham native graduated from Alabama in 1973 with a Bachelor of Science degree. Alabama's first African American scholarship athlete of any sport, he was a 2nd round draft pick by the NBA's Chicago Bulls. He also played for the ABA's Memphis Tams.

He is married to the former Belinda Urvie and has five children; Traci, Tasha, Michelle, David and Hawvy.



# Q & A

## WENDELL HUDSON

### **What are you most excited about this season?**

"I am really most excited about putting this team together and watching it develop and grow. I have been encouraged by the amount of growth I have already seen from the off-season work each one has put in."

### **What do you look for in a student-athlete that makes you feel like she would be a great fit at Alabama?**

"The first thing I do is see if she can play with intensity. That is so important to me. Second, I like to look at the entire package including her academics and personality to go along with basketball ability."

### **What are some of the selling points about the University of Alabama that makes it stand out from other institutions?**

"I have to take this opportunity to tell a story. I was on a trip in Texas and someone asked me where I worked. When I told him Alabama he exclaimed, 'The Crimson Tide Alabama?' I think that statement in itself speaks boundaries of this institution. Alabama is Crimson Tide. Its history from an athletic standpoint certainly helps in making it special. At some point, each one of the athletic programs here has been successful. That's not something everyone can say."

### **As a former student-athlete at Alabama, what are some of the things you liked most?**

"First let me say I wouldn't have left my job in Texas for anywhere but here. I feel like I could make a lot of commercials for the University because I love this place so much. I had a great time here as a student during a tough time. People ask me if I would do it over again, and I always say, 'Yes!'"

### **What coach or figure has served as your mentor?**

"There are a couple of great high school coaches, and one in particular is Cap Brown. Of course, coming to the University of Alabama C.M. Newton has to be another figure that has inspired me. Everyone loved him. After coaching here and moving along to several other assistant coaching stops I saw just how great a job he did influencing me."



Alabama head women's basketball coach Wendell Hudson brought back one its own to serve as associate head coach on the Alabama women's staff. Joni Crenshaw will begin her first season on the sideline at the Capstone.

"Adding Joni to our staff will be a major contribution to our program," Hudson said. "Joni is someone who played here at Alabama and was a really good player, good person and also is a great coach, an excellent recruiter."

"What we are trying to do here is bring back the tradition and former players to get them reconnected with the program, regardless of who they played for or when they played. I think that is key to what we stand for."

Joni Crenshaw completed her third season at Louisiana Tech as a member of head coach Chris Long's coaching staff, her first as the associate head coach following a July 1 promotion.

Crenshaw became only the fourth person to hold the title of associate head coach in the history of the Lady

**"Adding Joni to our staff will be a major contribution to our program. Joni is someone who played here at Alabama and was a really good player, good person and also is a great coach, an excellent recruiter."**

*- Head Coach  
Wendell Hudson*





Techster program, joining Leon Barmore, Kim Mulkey-Robertson and Kurt Budke.

"It is great to come home," Crenshaw said. "I think anyone who knows me, knows I love the University of Alabama and the women's basketball program. To be able to come back and be a part of the program, it is just exciting and I am happy to be here."

Crenshaw's No. 1 responsibility was serving as Louisiana Tech's recruiting coordinator, handling both high school and junior colleges, with an emphasis in her home state of Mississippi as well as Alabama where she played collegiately.

Crenshaw's recruiting work paid dividends for Louisiana Tech as she was instrumental in signing high school standouts Shanavia Dowdell (2006 Miss Basketball in Alabama) and Tiawana Pringle (2006 Miss Basketball in Mississippi).

"By playing here and coaching at Troy and Tech, I was able to meet a lot of the players and coaches," Crenshaw said. "I feel pretty confident about going out and recruiting in the state of Alabama with coach Hudson and Evans. Players in this state want to come to Alabama."

In addition to recruiting, Crenshaw handled post player development, scouting reports, worked the Tech summer basketball camps and attended speaking engagements on behalf of the Lady Techster program. Crenshaw also helped lead Louisiana Tech to a pair of Western Athletic Conference regular season titles in her first two years and an appearance in the 2006 NCAA Tournament.

Prior to coming to Tech, Crenshaw spent three years at Troy University in Alabama where she served as that program's recruiting coordinator. In addition to the duty, she also handled post player development, served as academic coordinator and coordinated Troy State's summer camps.

During those three years, Crenshaw recruited and signed two Atlantic Sun Freshmen of the Year honorees in Laura Lee Holman (2004) and Amy Lewis (2005). Holman was joined by another one of Crenshaw's signees on the 2004 Atlantic Sun All-Freshmen team.

The Meridian, Miss., native lettered four years at the University of Alabama for Coach Rick Moody where during her playing days as a center for the Crimson Tide she scored 716 points, grabbed 555 rebounds and registered 103 blocked shots (third most in the program's history). She started for Moody her final two years while serving as team captain as a senior.

While at Alabama, Crenshaw was named to the Southeastern Conference's Good Works Team for two years and also received the Outstanding Community Service Award (2000-01).

She was named to the SEC's Academic Honor Roll (1998-2001), received a post graduate scholarship for community service from the SEC in 2001 and was recognized as one of the 10 most influential African Americans on campus by the Mentor Fellowship Society (2001).

Crenshaw earned her bachelor's degree in education from Alabama in 2002 and is a candidate for her master's degree in sport and fitness management.

Prior to her collegiate career, Crenshaw prepped at Meridian High School where she was named the 1997 Gatorade Player of the Year and a USA Today All-American while leading the school to a mark of 67-7 over her final two years. She also won three state titles in track and field during her high school days while also being selected as the school's Homecoming Queen in 1996.





Ty Evans enters his second year with the Alabama Crimson Tide and his sixth year as an assistant coach at the NCAA Division I level. Evans brings a wealth of knowledge to the Capstone as the former All-American has coached at both the professional and collegiate ranks.

Evans has made an immediate impact at every stop of his collegiate coaching career. Under his guidance, Evans has directly coached an all-conference player every season. Coaching the post players at every stop, Evans has been recognized as one of the top assistants in the nation.

For the second consecutive year, Evans has been invited to the prestigious Consortium, presented by Nike. The Consortium is a career development opportunity for the truly elite assistant women's basketball coaches.

Evans began his collegiate coaching career at Saint Louis University where in the 2001-02 season, Evans

**"Ty is an outstanding coach. He understands the game of basketball from all aspects. Ty can recruit well and will also really help us out on the court."**

**- Head Coach  
Wendell Hudson**



was instrumental in the development of Angie Lewis and her All-Conference USA selection. The 6-1 forward led the Bilikens in scoring (13.8 ppg) and rebounding (8.1 rpg). Her 13.8 ppg ranked ninth and her 8.1 rpg ranked seventh in the conference.

After a year away from the university coaching overseas, Evans returned to the bench at Saint Louis where he again coached Lewis to another All-Conference selection. Lewis, who was not honored by the conference the year Evans was away from the program, reaped the rewards of Evans back on campus.

Lewis finished the 2003-04 season with 485 points, the second-highest single-season total in school history, and averaged 18 points and 7 rebounds. Lewis broke the record for field goals made in a season with 194. She scored 32 points against East Carolina, the second-highest single-game total in school history and was the first player at SLU to score at least 30 points in a game three times in one season. Lewis tallied 1,300 points in her career, the sixth-best total in school history, and her 659 rebounds ranks sixth on the rebounding chart.

While also at SLU, Evans was directly responsible for the recruitment of Mia Johnson. Johnson, a native of Minneapolis, Minn., was named to the Conference USA All-Freshman team after leading her team and ranking fifth in the league with a scoring average of 17.1 points per game. Johnson, who also had team highs of 87 assists and 50 steals while averaging 4.0 rebounds, hit 64 three-point baskets and set a school single-season record with 110 made free throws. Her 444 points were fifth-most in a single season in SLU history. Johnson transferred to Michigan State after Evans left the SLU bench.

Evans then took his coaching prowess to Georgetown University where he assumed every role including recruiting coordinator. During his two-year stint in Washington D.C., 5-10 forward Kieraah Marlow garnered two-straight All-BIG EAST selections.

As a sophomore, she led the Hoyas in scoring with 16.8 points. Marlow recorded double-figures on seven different occasions and tallied over 20 points in 11 games. Marlow was the team's high scorer 14 times and GU's high rebounder 11 times.

Marlow ranked fifth in the BIG EAST with her 16.8 points per game and 80 percent free-throw shooting. She also ranked ninth in the league with 8.2 rebounds per game while making 44 percent of her shots from the floor. The next season Marlow again garnered conference honors. Marlow led the Hoyas and ranked tenth in the league with 16.0 points per game. She became just the eighth GU player to surpass the 1,100-point and 600 rebound marks. Marlow tallied over 20 points 11 times in the season and notched a career-high with 30 points vs. Savannah State.

In his first season in Tuscaloosa Evans guided freshman Tierney Jenkins to SEC accolades. Jenkins was second among all freshmen in the league with 11.8 points per game. The newcomer led all SEC freshmen on the glass with 6.7 rebounds per game. Her 11.8 points per contest led all Tide scorers and her 6.7 rebounds was second on the squad.

Jenkins also added a presence on the defensive end by leading the team with 53 steals. Her six steals against Washington State in the Junkanoo Jam was tied for the second most steals in the conference in a single game. She was named to the Junkanoo Jam All-Tournament Team.

The 6-0 freshman had the largest single-game point outburst on the team. Jenkins scored a career-best 29 points against Hampton on Dec.20. For her effort, she was named the SEC Freshman of the Week after leading the Tide to three-straight wins. At the professional ranks, during the 2002-03 season, Evans served as head coach with the Ulkiken Eagles, based in Bergen, Norway, and competed in the Norway Professional Men's League. Evans guided the Eagles to the quarterfinals of the BLNO, the premiere basketball league in Norway.

Evans also spent time as a player in Europe, where he played in Norway and in Taiwan, including the 1997-98 season, where he won his team's MVP award in Norway. He was named to the All-Star Foreign Tour Team in 1996.

A 1995 graduate of the University of Wisconsin-Whitewater, Evans earned a degree in secondary education while serving as a co-captain on the basketball team for two seasons. He was a first team All-American for the Warhawks in the 1994-95 campaign. Evans garnered two-straight all-conference honors and led the Warhawks to the NCAA tournament twice.

Prior to UW-W, Evans spent his freshman season at Richmond where the Spiders won the CAA Championship and went to the NCAA Tournament. A No. 15 seed, they defeated No. 2 Syracuse in first round (1991).







Former Alabama standout Stacey Franklin enters her first season as an assistant coach for the Crimson Tide. Franklin comes to the Capstone from Mississippi State where she spent 12 years on the Bulldogs' bench.

One of the longest tenured Division I assistant coaches in the country, Franklin completed her 12th season in Starkville this past season. Since arriving in 1996 to MSU, Franklin helped lead Mississippi State to eight post-season appearances, including four NCAA Tournament berths. During that time, the Lady Bulldogs posted seven winning seasons.

Franklin's primary areas of responsibility included player development, practice and game preparation and scouting. As a part of player development, Franklin coordinated student-athlete seminars on life skills in many areas, including financial planning, nutrition, professional etiquette, team building and media training.

***"We are extremely excited to have Stacey join the staff. She has been in the SEC for 12 years now and will bring invaluable experience to our bench. I am proud to have two former Alabama players with such coaching credentials back on campus."***

***- Head Coach  
Wendell Hudson***





A four-year letterwinner at the University of Alabama from 1989-1993, Franklin co-captained the Crimson Tide to a 23-7 record and second round appearance in the NCAA Tournament as a senior.

She was named to the all-SEC Freshman Second Team in 1989 and garnered three all-SEC Academic Honor Roll nominations.

While at UA, Franklin was involved in the Fellowship of Christian Athletes, appeared on the Dean's List on five occasions and was a nominee for the Paul "Bear" Bryant Scholar Athlete Award.

Prior to arriving in Starkville, Franklin served as junior varsity softball coach and an assistant for the varsity softball and basketball teams at Tuscaloosa Academy.

A native of Smyrna, Ga., Franklin attended Campbell High School, where she was a two-time Cobb County Player of the Year. She still ranks as the top scorer and rebounder in CHS history. Franklin is a member of the Women's Basketball Coaches Association.



Heather Mesalam enters her first season as Director of Basketball Operations for the Alabama women's basketball team. In this position, Mesalam is responsible for handling the day-to-day operations of the program, coordinating team travel, serving as camp director, preparing workout and gym schedules, team ticket requests and serving as the liaison between academics, equipment and compliance.

Prior to joining the women's basketball program, Mesalam was a four-year manager for the Crimson Tide men's basketball team where she was head manager for the last two years. In addition, Mesalam was the first female manager on the men's team at the Capstone and first student-appointed head manager. Her main duties as a manager included supervising the other five student managers, handling practice logistics and assisting with drills, supervising

*"We are excited to have Heather join the staff and take on a larger role in the Alabama basketball family. Heather demonstrated all the qualities necessary to flourish in this position and I am glad that she will be a part of the new direction of the program."*

*- Head Coach Wendell Hudson*





and monitoring on and off-season workouts, taking care of player guest tickets, equipment, statistics and charting of substitutions at both home and away games, acting as an office administrative assistant and coordinating and planning team functions.

From 2005-2008, Mesalam helped coordinate of the Bama Hoops Basketball Camp where she managed logistics for nearly all camp functions, organized fundamental skills stations and coordinated the program for the camp. She also served as committee leader for the Shoot for Life campaign in Tuscaloosa, a fundraiser assisting the need of those that are under-insured and fighting cancer. Here, Mesalam was responsible for writing and presenting corporate sponsor proposals, planning and executing the marketing campaign, event and sponsorships, and coordinating celebrity guest appearances and venue selection.

During the summer of 2005, Mesalam interned at Real Life Marketing in Indianapolis, Ind. where she assisted in event planning and independent consulting for a variety of businesses and individuals.

Mesalam, a native of Indianapolis, graduated Magna Cum Laude from Alabama in May of 2008 with a Bachelor of Science in Commerce and Business Administration. In her final year, she was honored with the Rising Star Marketing Senior Award and was named to Who's Who of Executive and Professional Women in August of 2008.



# GRADUATE ASSISTANT KEISHA MCCLINIC



Keisha McClinic enters her second season as the graduate assistant for the Alabama Crimson Tide.

McClinic's duties at Alabama include organizing and implementing the program's community outreach program and directing the Tide's Kid's Club.

McClinic, a 2005 graduate from Middle Tennessee State University with a degree in recreational therapy, had worked in the private sector for the past 18 months. While employed at PEMHS in Tampa, McClinic supervised psychi-

atric programs for children and adolescents during her tenure.

Prior to that, McClinic served as an assistant at MTSU during the 2004-05 season, helping the team to a 24-9 record that included a regular season and conference championship and an NCAA Tournament berth. She was responsible for the team's film exchange during that season and assisted with the Blue Raiders' summer camps.

As a senior in 2004, McClinic helped MTSU upset No. 12 North Carolina in the first round of the NCAA Tournament. She earned Sun Belt Defensive Player of the Week honors once that year while setting the school's single-season mark in steals with 112.

A team captain, McClinic earned MTSU's Defensive Player of the Year award as a senior. In her junior campaign, she finished the year ranked fourth in the nation with a 3.5 steal-per-game average. McClinic finished having played the most games (120) in school history and was ranked second in Blue Raider history in steals (246).

While at MTSU, McClinic was extremely active on campus and in the community. She worked with the Special Olympics and served

an internship with an organization devoted to assisting patients with spinal cord injuries. She also served as a coordinator for Middle Tennessee's Basketball Camp for Adolescents and was an active member of the Student Athletic Advisory Committee.

A National Honor Society member, McClinic graduated from Eagles Landing High School in Stockbridge, Ga. She is the daughter of Brenda and Stephen McClinic. She has a younger brother, Eric.

# VIDEO COORDINATOR LEAH DRURY



The Crimson Tide women's basketball staff added a familiar face in the summer of 2007 when former Alabama guard Leah Drury was added. Drury, served as a graduate assistant on the Tide staff assisting with the video services portion of the team.

Drury, a former prep star at Southern Academy in Greensboro, was one of the hardest-working players on the Tide roster during her years on the team.

A former walk-on who earned a scholarship and a starting role throughout much of her final two seasons. Drury finished her career averaging just under three points per game. She led

the team in assists as a junior, averaging 2.4 per game.

An active member in the community, Drury was named to the SEC's Community Service team as a senior. She graduated with her degree from the Capstone in December of 2006 with a degree in sports and fitness management. Drury is pursuing her graduate degree from Alabama in sports management.

Her duties with the Tide include supervising film exchange, editing game and practice video and helping lead the team's devotional activity.

Drury is the daughter of Wallace, Jr. and Anne Drury. She has a younger brother, Wallace III.



**JEREMY DOBBS**

Since 2006, Jeremy Dobbs has been the athletic trainer for Alabama women's basketball where his responsibilities include injury evaluation, daily treatments, rehabilitation, utilization and referral to team physicians and coverage of practices and games. In addition to women's basketball, Dobbs is the oversight staff athletic trainer for swimming and diving. He also serves as a clinical instructor in the Athletic Training Education Program at Alabama.

Prior to his current position with the Crimson Tide, Dobbs spent four years with UAB Sports Medicine.

In 1999 Dobbs began his first tenure with Alabama where he served as a Graduate Assistant Athletic Trainer working primarily with men's track and field and cross country. He also assisted with football, gymnastics, soccer, basketball and tennis. Day-to-day responsibilities for Dobbs were similar to those he performs now with the women's basketball team. He served as the Medical Coordinator for the 2000 Southeastern Conference Cross Country Championship meet and the Region IX Cross Country meet that same year. Dobbs graduated with a Master of Arts from the Capstone in Health Studies with an emphasis in Sports Medicine Health Care in 2001.

Dobbs earned his Bachelor of Science in Health Promotion from UAB in 1999. Following completion of his master's degree, Dobbs attended the Temple University School of Podiatry completing a clinical application in Pedorthics in 2002. This helped Dobbs to start Alabama Pedorthic Design where he still works as part owner and Pedorthist. As a Pedorthist, Dobbs evaluates, analyzes gaits, molds and fabricates custom foot orthotics and educates patients on proper footwear.

Dobbs is certified by the American Board of Certified Pedorthics, National Athletic Trainer's Board, American Heart Association CPR & AED and Alabama Athletic Trainer licensure. He is also a member of the National Athletic Trainer's Association, Southeastern Athletic Trainer's Association and Alabama Athletic Trainer's Association.

Dobbs is married to the former Michelle Darnell, and the couple has two children: Hunter (5) and Kelsey (2).



**MICHELLE DILTZ**

Michelle Diltz is in her fourth year at Alabama working primarily with women's basketball, softball and women's golf. In addition, she assists with football and both men's and women's track and field. Since her arrival, Diltz's squads have enjoyed much success. The softball team captured the Southeastern Conference Championship in 2006 along with a berth to the Women's College World Series. That same year, the women's golf team had an eighth-place finish at the regionals giving them their first appearance in the national championship in 20 years. Diltz's teams continued to improve in 2007 with softball advancing to the Super Regional and finishing the season ranked ninth. The women's golf team also made an appearance in the year-end national rankings finishing in the top 25 for 2007. Diltz's teams continued to rise in 2008 with softball earning a No. 4 national ranking and trip to the Women's College World Series and women's golf competing for the national championship where the Tide finished No. 12 in the nation.

Prior to joining the Alabama staff, Diltz spent two years at Texas A&M University where she earned a master's degree in Sports Physiology. While at A&M she worked as a graduate intern in strength and conditioning assisting with softball, volleyball and archery. Diltz spent her undergraduate days at Texas Women's University. In 2002, she graduated with a Bachelor of Science in Exercise Physiology and minor in Nutrition. She was a four-year letter winner on the softball team where she served as team captain for the 2000-2002 seasons. Diltz was also heavily involved off the field where she was Kinesiology Club President from 2000-2002 and Student Athlete Advisory Committee President from 2001-2002. In 2002, she was presented with the TWU Redbud Campus Leader Award. Following graduation Diltz stayed close to the softball team serving as the volunteer strength and conditioning coach for one season.

In addition to collegiate strength and conditioning, Diltz also had a brief stint as a personal trainer from 2002-2003. She is certified by the National Strength and Conditioning Association as both a Strength and Conditioning Specialist and Personal Trainer. In addition, Diltz is a certified member of the Collegiate Strength and Conditioning Coaches Association.

Diltz, who was formerly Michelle Martin, is married to BJ Diltz.



**JASON JOHNS**

After spending the past three years in Student Services for the College of Human Environmental Sciences at Alabama, Jason Johns now assumes a new role as Academic Advisor for the women's basketball team.

In his previous position with the College of Human Environmental Sciences, Johns managed work study students, advised students in the program and assisted with scheduling. Johns earned his undergraduate and master's degrees in Human Environmental Sciences during this time with his Bachelor of Science coming in 2006 and Master of Science in 2008.

Prior to his initial tenure with the University, Johns spent 19 years in sales and management. From 1999-2004, he served as store manager for Kenneth Cole Productions in Dallas, Texas where his responsibilities included maintaining proper inventory levels, developing incentive plans to motivate commissioned employees and planning invitation-only marketing events to enhance sales. Before Kenneth Cole, Johns spent one year at Gap Inc. as an assistant store manager.



# SUPPORT PERSONNEL



**VICKEY PLANT**



**CRISSY DOTSON**



**THE ALABAMA MANAGERS**

(L-R) Jonathan Duke, Anna Fields, Katie Brandon and Whitney Morton

# TIDE FAMILY PHOTOS

**THE HUDSONS**  
Belinda and Wendell



**STACEY FRANKLIN**



**JONI CRENSHAW**

(Right) **HEATHER MESALAM**



(Below) **THE PLANTS**  
Austin, Vicki, Tim and Elizabeth



(Above) **THE EVANS**  
Ty, Tina, Shylyn, Matthew and Alexis



(Above) **THE DOBBS**  
Michelle, Hunter, Kelsey and Jeremy



**THE DILZTS**  
BJ and Michelle



# SUPPORT STAFF

## MEDIA RELATIONS STUDENT ASSISTANTS:

Front Row (l-r): Chad Haynie, Kathryn Lassater, Erin Champlin, Tiffany Schwarz, Nic Hock, Rod Black.  
 Back Row (l-r): Emily Rowe, Emily Screws, Tyler Roberts, Jacob Meacham, Drew Lolley.



Jessica Pare  
 Assistant Director  
 Media Relations



Allison West  
 Assistant Director  
 Marketing



Ashley Waters  
 Event Management



Alan Guenther  
 Public Address  
 Announcer



Harold Sexton  
 Technical  
 Support Services



Brian Roberts  
 Official Scorer



Steve Wilson  
 Coleman Coliseum  
 Manager



Joe Whitehead  
 Coleman Coliseum  
 Assistant Manager



Jason Nance  
 Equipment Manager



Jakob Walden  
 Equipment Manager



Amanda Almond  
 Student Trainer



Matt Price  
 Student Trainer

## TEAM PHYSICIANS



Dr. James Andrews  
 Orthopedic Surgeon



Craig Buettner  
 Primary Care



Lyle Cain  
 Orthopedic Surgeon



Jeff Laubenthal  
 Primary Care



Rick McKenzie  
 Neurosurgeon



Les Fowler  
 Orthopedic Surgeon



Bryan Givhan  
 Neurosurgeon



Jimmy Robinson  
 Primary Care



Rush Smith  
 Dentist



# SENIOR SUPPORT STAFF



**KEVIN ALMOND**  
Associate Athletics Director  
Support Services



**CHRIS BESANCENEY**  
Assistant Athletics Director  
Ticket Office/TIDE PRIDE



**JON DEVER**  
Assistant Athletics Director  
Student Services



**FINUS GASTON**  
Senior Associate Athletics  
Director/Chief Financial Officer



**JON GILBERT**  
Director of Major Gifts  
Development



**DAVE HART**  
Executive Director of Athletics



**JOE HORNSBY**  
Faculty Athletic Representative



**CAROL PARK**  
Associate Athletics Director  
Business



**CHRIS KING**  
Associate Athletics Director



**SARAH PATTERSON**  
Associate Athletics Director  
Community Relations



**RONNY ROBERTSON**  
Associate Athletics Director  
Development



**MARIE ROBBINS**  
Associate Athletics Director  
Sr. Woman Administrator



**THAD TURNIPSEED**  
Director of Athletic  
Capital Projects



**DOUG WALKER**  
Associate Athletics Director  
Media Relations



**MIKE WARD**  
Assistant Athletics Director  
Compliance



**LARRY WHITE**  
Associate Athletics Director  
Events

## THE UNIVERSITY OF ALABAMA MISSION STATEMENT

The mission of The University of Alabama Department of Intercollegiate Athletics is to actively support the University's mission of teaching, research and service, by providing an atmosphere in which student-athletes can succeed at championship levels within the spirit of fair play, sportsmanship and integrity.

Toward this mission, the following athletics-related objectives are promoted:

Development of the total person

Demonstration of academic achievement

Adherence to NCAA and SEC rules of competition

Development of programs and services which ensure equitable treatment, respect and opportunity for men and women

Expectation of success in all sponsored programs

Recognition and enhancement of the athletic traditions at The University

Programmed outreach initiatives for student-athletes, coaches and athletics staff to serve The University and local communities

# SPIRIT SQUADS



**2008-09 WHITE SQUAD:** (L-R) standing: Brad Jones - Coach, Megan Steirer - Trainer, Wesley Dobbs, Jordan Franklin, Evan Yunt, Sidney Ann McGough, "Big Al", Ashley Hogan, Tony Holobutt, TJ Cunningham, Dexter Shell, Debbie Greenwell - Head Coach.  
(L-R) seated: Trey Oswalt, Lauren Wright, Justin McMullins, Amanda Colbert, Amber Wideman, Lindsay Phillips, Mary Catherine Jones, Ethan Rush, Morgan Beavers, Josh Berrong.



**2008-09 CRIMSON SQUAD** Back Row (L-R) standing: Megan Steirer - trainer, Debbie Greenwell - Head Coach, Evan Mangum, Seth Spooner, Josh Olson, Chase Gaskins, Josh Adkins, AJ Buckner, Chase Pridmore, Jarred Howell, Patrick Miller, "Big Al", David McDowell - coach.  
Front Row (L-R) kneeling and seated: Adam Beeson, Jenni Jensen, Addison Tuck, Ashley Burnham, Becca Mikes, Payton Buzbee, Shannon Lynch, Keely Sullivan, Caitlin Seabrook and Zack Sibert.



## BIG AL AND STAFF

(L-R) Tyler Carnathan, Jolee Seaborn, "Big Al", Debbie Greenwell - Head Coach, John Markle, Allison Jacobs and Bradley Joens.





2007-08 Results



# 2007-08 RESULTS

**OVERALL RECORD: 8-22, SEC RECORD: 1-14**

DATE	OPPONENT	W/L	SCORE	HIGH POINTS	HIGH REBOUNDS
Nov. 10	TULANE	L	56-64	(15)Carn, Daleisha	(10)Chandler, Talisha
Nov. 13	at Samford	L	46-48	(13)Magee, Dedrea	(9)Hollifield, Caitlin
Nov. 18	ARKANSAS STATE	L	45-49	(10)Jenkins, Tierney	(9)Chandler, Talisha
Nov. 23	S vs. Eastern Michigan	L	43-52	(16)Jenkins, Tierney	(10)Chandler, Talisha
Nov. 24	S vs. Washington State	W	66-37	(21)Jenkins, Tierney	(14)Chandler, Talisha
Nov. 28	at Belmont	L	58-75	(18)Carn, Daleisha	(18)Chandler, Talisha
Nov. 30	at Tennessee Tech	W	53-47	(13)Chandler, Talisha	(13)Jenkins, Tierney
Dec. 5	LOUISIANA TECH	L	61-62	(20)Carn, Daleisha	(10)Chandler, Talisha
Dec. 9	ST. MARY'S	W	66-56	(14)Chandler, Talisha	(10)Jenkins, Tierney
Dec. 15	at Chattanooga	L	34-62	(12)Blands, Camilla	(7)Chandler, Talisha (7)Magee, Dedrea (7)Jenkins, Tierney
Dec. 17	ALABAMA A&M	W	62-57	(16)Jenkins, Tierney	(15)Jenkins, Tierney
Dec. 20	HAMPTON	WOT	63-60	(29)Jenkins, Tierney	(9)Chandler, Talisha (9)Jenkins, Tierney
Dec. 22	JACKSONVILLE STATE	W	63-54	(20)Blands, Camilla	(13)Jenkins, Tierney
Jan. 2	EAST TENNESSEE STATE	L	62-73	(18)Jenkins, Tierney	(8)Jenkins, Tierney
Jan. 5	SE LOUISIANA	W	61-51	(16)Magee, Dedrea	(11)Chandler, Talisha
Jan. 10	*SOUTH CAROLINA	W	65-54	(14)Blands, Camilla	(6)Jenkins, Tierney
Jan. 13	*at Florida	L	65-80	(17)Magee, Dedrea	(7)Hollifield, Caitlin (7)Blands, Camilla
Jan. 17	*ARKANSAS	L	49-63	(19)Magee, Dedrea	(5)Chandler, Talisha (5)Strauthers, Courtney (5)Hollifield, Caitlin
Jan. 20	*at Georgia	L	53-71	(16)Blands, Camilla	(4)Blands, Camilla
Jan. 27	*AUBURN	L	48-62	(13)Blands, Camilla	(8)Hollifield, Caitlin
Jan. 31	*at Mississippi State	L	59-72	(16)Jenkins, Tierney	(6)Hollifield, Caitlin (6)Strauthers, Courtney (6)Jenkins, Tierney
Feb. 3	*at Ole Miss	L	47-76	(10)Jenkins, Tierney	(7)Chandler, Talisha
Feb. 7	*LSU	L	53-89	(12)Jenkins, Tierney	(9)Jenkins, Tierney
Feb. 10	*VANDERBILT	L	47-92	(21)Jenkins, Tierney	(8)Jenkins, Tierney
Feb. 14	*at Auburn	L	49-74	(14)Magee, Dedrea	(10)Jenkins, Tierney
Feb. 17	*at Kentucky	L	44-64	(13)Jenkins, Tierney	(8)Jenkins, Tierney
Feb. 21	*TENNESSEE	L	58-85	(12)Jenkins, Tierney	(8)Magee, Dedrea
Feb. 24	*OLE MISS	L	54-70	(11)Raffington, Varisia	(7)Blands, Camilla (11)Magee, Dedrea
March 2	*at Vanderbilt	L	54-83	(15)Jenkins, Tierney	(11)Strauthers, Courtney
March 6	!*vs Georgia	L	62-71	(18)Jenkins, Tierney	(7)Strauthers, Courtney (7)Hancock, Katie

S Junkanoo Jam Tournament

\* Conference game

! SEC Conference Tournament

# GAME-BY-GAME STATISTICS

## 2007-08 GAME-BY-GAME STATISTICS

Opponent	Date	Score	W/L	fg-fga	pct	3fg-fga	pct	ft-fa	pct	off	def	tot	avg	pf	a	t/o	blk	stl	pts	avg
TULANE	Nov. 10	56-64	L	19-50	.380	3-9	.333	15-20	.750	17	18	35	35.0	25	5	18	2	7	56	56.0
at Samford	Nov. 13	46-48	L	17-39	.436	2-11	.182	10-15	.667	6	30	36	35.5	18	9	27	7	4	46	51.0
ARKANSAS STATE	Nov. 18	45-49	L	14-44	.318	1-6	.167	16-27	.593	14	36	50	40.3	14	8	33	9	7	45	49.0
vs Eastern Michigan	Nov. 23	43-52	L	18-60	.300	3-16	.188	4-10	.400	22	23	45	41.5	24	12	28	4	10	43	47.5
vs Washington State	Nov. 24	66-37	W	30-54	.556	0-3	.000	6-11	.545	14	29	43	41.8	22	19	30	7	21	66	51.2
at Belmont	Nov. 28	58-75	L	23-59	.390	2-7	.286	10-19	.526	16	24	40	41.5	25	13	27	6	8	58	52.3
at Tennessee Tech	Nov. 30	53-47	W	17-52	.327	5-13	.385	14-22	.636	18	26	44	41.9	17	9	30	4	15	53	52.4
LOUISIANA TECH	Dec. 5	61-62	L	24-68	.353	2-10	.200	11-13	.846	17	33	50	42.9	18	13	19	5	6	61	53.5
SAINT MARY'S	Dec. 9	66-56	W	26-65	.400	2-4	.500	12-20	.600	21	33	54	44.1	19	15	29	5	10	66	54.9
at Chattanooga	Dec. 15	34-62	L	12-50	.240	1-5	.200	9-16	.563	13	29	42	43.9	14	8	27	4	7	34	52.8
ALABAMA A&M	Dec. 17	62-57	W	21-58	.362	1-8	.125	19-26	.731	24	29	53	44.7	15	15	25	6	11	62	53.6
HAMPTON	Dec. 20	63-60	Wot	24-49	.490	3-13	.231	12-20	.600	12	29	41	44.4	18	12	32	3	6	63	54.4
JACKSONVILLE STATE	Dec. 22	63-54	W	25-61	.410	5-16	.313	8-9	.889	14	35	49	44.8	15	12	24	7	13	63	55.1
EAST TENNESSEE	Jan. 2	62-73	L	24-61	.393	3-15	.200	11-18	.611	18	21	39	44.4	24	13	29	10	16	62	55.6
SE LOUISIANA	Jan. 5	61-51	W	22-52	.423	4-15	.267	13-18	.722	15	19	34	43.7	17	15	18	5	11	61	55.9
SOUTH CAROLINA	Jan. 10	65-54	W	24-43	.558	5-9	.556	12-26	.462	12	23	35	43.1	17	17	20	2	6	65	56.5
at Florida	Jan. 13	65-80	L	26-62	.419	8-21	.381	5-8	.625	15	22	37	42.8	13	15	26	0	6	65	57.0
ARKANSAS	Jan. 17	49-63	L	19-51	.373	3-9	.333	8-12	.667	13	20	33	42.2	18	6	24	0	9	49	56.6
at Georgia	Jan. 20	53-71	L	19-46	.413	5-10	.500	10-19	.526	7	15	22	41.2	23	9	25	1	11	53	56.4
AUBURN	Jan. 27	48-62	L	17-43	.395	4-11	.364	10-16	.625	7	23	30	40.6	18	12	26	4	10	48	56.0
at Mississippi State	Jan. 31	59-72	L	25-61	.410	6-17	.353	3-6	.500	14	16	30	40.1	24	9	26	3	7	59	56.1
at Ole Miss	Feb. 3	47-76	L	16-48	.333	3-19	.158	12-21	.571	14	23	37	40.0	17	13	28	2	8	47	55.7
LSU	Feb. 7	53-89	L	20-59	.339	3-12	.250	10-19	.526	20	18	38	39.9	25	9	29	0	9	53	55.6
VANDERBILT	Feb. 10	47-92	L	15-46	.326	1-12	.083	16-20	.800	7	24	31	39.5	21	8	33	2	8	47	55.2
at Auburn	Feb. 14	49-74	L	18-53	.340	2-7	.286	11-25	.440	11	25	36	39.4	21	9	22	2	11	49	55.0
at Kentucky	Feb. 17	44-64	L	14-46	.304	4-10	.400	12-17	.706	14	18	32	39.1	17	6	29	3	5	44	54.5
TENNESSEE	Feb. 21	58-85	L	26-56	.464	2-8	.250	4-6	.667	8	22	30	38.7	14	13	26	2	6	58	54.7
OLE MISS	Feb. 24	54-70	L	20-55	.364	7-19	.368	7-9	.778	13	22	35	38.6	16	14	24	4	7	54	54.6
at Vanderbilt	March 2	54-83	L	22-50	.440	5-17	.294	5-10	.500	11	17	28	38.2	13	13	25	1	8	54	54.6
vs Georgia	March 6	62-71	L	23-47	.489	3-10	.300	13-18	.722	9	23	32	38.0	24	10	19	5	2	62	54.9
Alabama		1646		620-1588	.390	98-342	.287	308-496	.621	416	725	1141	38.0	566	341	778	115	265	1646	54.9
Opponents		1953		706-1741	.406	143-448	.319	398-576	.691	405	658	1063	35.4	463	395	576	129	351	1953	65.1

# INDIVIDUAL / TEAM SUPERLATIVES

## INDIVIDUAL SUPERLATIVES

### Points

29 Tierney Jenkins  
vs. Hampton (Dec. 20)

### Field Goals Made

11 Tierney Jenkins  
vs. Hampton (Dec. 20)

### Field Goals Attempts

21 Tierney Jenkins  
vs. Jacksonville St. (Dec. 22)

### Field Goal Percentage (min. five made)

.833 (5-6) Dedrea Magee  
vs. East Tennessee State (Jan. 2)

### 3-point Field Goals Made

5 Dedrea Magee  
vs. Florida (Jan. 13)

### 3-point Field Goals Attempts

10 Camilla Blands  
vs. Jacksonville State (Dec. 22)

### 3-point Field Goal Percentage (min. two made)

1.00 Talisha Chandler  
at Tennessee Tech (Nov. 30)

### Free Throws Made

8 Tierney Jenkins  
vs. Georgia (March 6)  
Camilla Blands  
at Georgia (Jan. 20)

### Free Throws Attempts

11 Daleisha Carn  
vs. Arkansas State (Nov. 18)

### Free Throw Percentage (min. five made)

1.0 Tierney Jenkins  
vs. Vanderbilt (Feb. 10)

### Rebounds

18 Talisha Chandler  
at Belmont (Nov. 28)

### Assists

9 Dedrea Magee  
vs. Jacksonville State (Dec. 22)

### Steals

6 Camilla Blands  
vs. East Tennessee State (Jan. 2)  
Tierney Jenkins  
vs. Washington State (Nov. 24)

### Blocked Shots

5 Tierney Jenkins  
vs. East Tennessee State (Jan. 2)

## TEAM SUPERLATIVES

### ALABAMA

Points High: 66 vs. Saint Mary's (Dec. 9)  
vs. Washington State (Nov. 24)  
Low: 34 at Chattanooga (Dec. 15)

Field Goals Made High: 30 vs. Washington State (Nov. 24)  
Low: 12 at Chattanooga (Dec. 15)

Field Goals Attempts High: 68 vs. Louisiana Tech (Dec. 5)  
Low: 39 at Samford (Nov. 13)

Field Goal Percentage High: .558 vs. South Carolina (Jan. 10)  
Low: .240 at Chattanooga (Dec. 15)

3-point Field Goals Made High: 8 at Florida (Jan. 13)  
Low: 0 vs. Washington State (Nov. 24)

3-point Field Goals Attempts High: 21 at Florida (Jan. 13)  
Low: 3 vs. Washington State (Nov. 24)

3-point Field Goal Percentage High: .556 vs. South Carolina (Jan. 10)  
Low: .000 vs. Washington State (Nov. 24)

Free Throws Made High: 19 vs. Alabama A&M (Dec. 17)  
Low: 3 at Mississippi State (Jan. 31)

Free Throws Attempts High: 27 vs. Arkansas State (Nov. 18)  
Low: 6 at Mississippi State (Jan. 31)

Free Throw Percentage High: .889 vs. Jacksonville State (Dec. 22)  
Low: .400 vs. Eastern Michigan (Nov. 23)

Rebounds High: 54 vs. Saint Mary's (Dec. 9)  
Low: 22 at Georgia (Jan. 20)

Assists High: 19 vs. Washington State (Nov. 24)  
Low: 5 vs. Tulane (Nov. 10)

Steals High: 21 vs. Washington State (Nov. 24)  
Low: 2 vs. Georgia (March 6)

Blocked Shots High: 10 vs. East Tennessee State (Jan. 2)  
Low: 0 at Florida (Jan. 13)  
vs. Arkansas (Jan. 17)  
vs. LSU (Feb. 7)

Turnovers High: 33 vs. Vanderbilt (Feb. 10)  
vs. Arkansas State (Nov. 18)  
Low: 18 vs. Tulane (Nov. 10)  
vs. SE Louisiana (Jan. 5)

### OPPONENT

High: 92 by Vanderbilt (Feb. 10)  
Low: 37 by Washington State (Nov. 24)

High: 35 by Florida (Jan. 13)  
Low: 13 by Washington State (Nov. 24)

High: 73 by Tennessee (Feb. 21)  
Low: 44 by Tulane (Nov. 10)  
by Eastern Michigan (Nov. 23)

High: .565 by Florida (Jan. 13)  
Low: .245 by Washington State (Nov. 24)

High: 10 by Vanderbilt (March 2)  
Low: 1 by Kentucky (Feb. 17)

High: 25 by Chattanooga (Dec. 15)  
by Saint Mary's (Dec. 9)  
Low: 6 by East Tennessee State (Jan. 2)

High: .571 by Auburn (Feb. 14)  
Low: .125 by Kentucky (Feb. 17)

High: 26 by LSU (Feb. 7)  
Low: 5 by Vanderbilt (March 2)

High: 33 by LSU (Feb. 7)  
Low: 9 by Chattanooga (Dec. 15)  
by Vanderbilt (March 2)

High: .895 by Auburn (Jan. 27)  
Low: .429 by Washington State (Nov. 24)  
by Florida (Jan. 13)

High: 49 by East Tennessee State (Jan. 2)  
Low: 26 by Alabama A&M (Dec. 17)

High: 26 by Vanderbilt (March 2)  
Low: 6 by Tulane (Nov. 10)

High: 18 by Hampton (Dec. 20)  
Low: 5 by Tulane (Nov. 10)

High: 12 by Auburn (Feb. 14)  
Low: 0 by Samford (Nov. 13)  
by Jacksonville State (Dec. 22)

High: 28 by East Tennessee State (Jan. 2)  
by Washington State (Nov. 24)  
Low: 9 by Georgia (March 6)



# 2007-08 BOXSCORES

## Game 1 • Tulane 64, Alabama 56

Bold, Ala. • Nov. 10, 2007

### TULANE

# Player Name	FG	3FG	FT	R	TP	A	TO	B	S	MIN
02 LANGFORD, Ashley	6-12	0-2	6-7	4	18	3	6	0	1	40
03 LUCKHURST, Nikki	3-6	2-4	0-0	3	8	1	1	1	0	30
14 VALUCEVIC, Megan	0-1	0-0	2-2	4	2	1	0	0	0	14
24 STAUDUM, Sasha	1-5	0-0	3-4	1	5	0	3	0	0	14
35 LINDSEY, Brittany	3-8	1-1	0-0	4	7	0	0	0	0	24
00 BARNES, Kendra	3-4	0-0	0-2	3	6	0	1	0	0	21
05 JACKSON, Tia	0-0	0-0	0-0	0	0	0	0	0	0	1
23 AIDOO, Tiffany	0-2	0-2	2-2	0	2	1	1	0	1	13
32 BROWN, Chassity	3-6	0-1	9-10	2	15	0	2	0	2	25
45 PHILPOTS, Dominique	0-0	0-0	1-2	4	1	0	3	2	1	16
50 SLATON, Kiarra	0-0	0-0	0-0	0	0	0	0	0	0	2
TEAM				4						
Totals	19-44	3-10	23-29	29	64	6	17	3	5	200

### ALABAMA

# Player Name	FG	3FG	FT	R	TP	A	TO	B	S	MIN
02 Magee, Dedrea	3-7	0-1	1-2	2	7	1	2	0	1	24
05 Hollifield, Caitlin	1-2	0-0	1-3	3	3	0	2	0	2	19
15 Blands, Camilla	3-8	2-5	1-1	4	9	2	2	1	1	40
21 Jenkins, Tierney	1-5	0-0	4-5	4	6	0	1	0	1	21
33 Carr, Daleisha	6-11	0-0	3-4	4	15	1	6	0	0	25
20 Raffington, Varisia	0-2	0-0	0-0	0	0	0	0	0	0	4
22 Strauthers, Courtney	2-4	0-0	0-0	4	4	0	3	1	1	12
24 Reshard, Nathalie	0-2	0-1	0-0	1	0	0	1	0	0	3
32 Williams, Tamara	2-5	1-1	0-0	2	5	0	0	0	0	24
40 Chandler, Talisha	1-4	0-1	5-5	10	7	1	1	0	1	28
TEAM				1						
Totals	19-50	3-9	15-20	35	56	5	18	2	7	200

## Game 2 • Samford 48, Alabama 46

Birmingham, Ala. • Nov. 13, 2007

### ALABAMA

# Player Name	FG	3FG	FT	R	TP	A	TO	B	S	MIN
05 Hollifield, Caitlin	4-8	0-0	2-2	9	10	2	6	0	1	34
21 Jenkins, Tierney	2-3	0-0	4-7	7	8	1	5	2	0	24
02 Magee, Dedrea	4-8	1-3	4-6	4	13	1	2	0	0	38
15 Blands, Camilla	0-3	0-2	0-0	2	0	1	0	2	1	29
33 Carr, Daleisha	5-12	0-3	0-0	5	10	0	7	2	1	32
20 Raffington, Varisia	0-1	0-0	0-0	0	0	0	2	0	0	6
22 Strauthers, Courtney	0-0	0-0	0-0	2	0	0	1	0	1	7
24 Reshard, Nathalie	1-2	1-2	0-0	1	3	1	0	0	0	9
32 Williams, Tamara	0-0	0-0	0-0	1	0	0	3	0	0	6
40 Chandler, Talisha	1-2	0-1	0-0	3	2	3	1	1	0	15
TEAM				2						
Totals	17-39	2-11	10-15	36	46	9	27	7	4	200

### SAMFORD

# Player Name	FG	3FG	FT	R	TP	A	TO	B	S	MIN
03 OKOLI, Chika	1-2	0-1	1-2	1	3	0	3	0	0	16
33 MUNDAY, Alex	4-8	1-3	1-4	3	10	1	3	0	3	37
10 TOWNS, Taryn	4-10	0-2	2-2	4	10	2	5	0	1	33
12 WILDEROTTER, Megan	0-5	0-3	0-0	2	0	2	1	0	0	19
13 MAXWELL, Morica	4-12	2-7	0-0	4	10	1	0	0	2	34
14 LONDON, Emily	3-6	0-2	3-4	3	9	5	0	0	1	25
32 SMITH, Karmen	0-3	0-1	0-0	1	0	0	0	0	0	9
45 HILL, Savannah	2-7	1-3	1-3	9	6	1	3	0	0	27
TEAM				3						
Totals	18-53	4-22	8-15	30	48	12	16	0	7	200

## Game 3 • Arkansas State 49, Alabama 45

Tuscaloosa, Ala. • Nov. 18, 2007

### ALABAMA

# Player Name	FG	3FG	FT	R	TP	A	TO	B	S	MIN
01 Taylor, Jazzmine	3-9	0-1	1-3	3	7	4	8	1	3	28
11 Jefferson, Ebonie	2-10	1-3	0-0	1	5	0	3	0	1	15
12 Criner, Angie	6-11	2-2	3-4	6	17	0	0	0	4	25
30 Schlup, Lyndsay	0-1	0-0	0-0	1	0	1	0	0	0	10
33 Anderson, Ashley	1-4	0-0	0-0	6	2	0	2	1	0	25
10 Baker, Rachel	1-2	0-1	0-0	2	0	0	0	0	2	6
15 Hiles, Brittny	1-7	0-1	2-2	5	4	2	3	0	0	17
22 Scott, Sherina	1-2	0-0	0-0	1	2	0	2	1	0	10
24 Smith, Veronica	2-9	1-2	0-0	5	5	0	1	0	1	24
25 Starr, Caroline	1-7	1-6	0-1	0	3	0	0	0	1	23
34 Pospisil, Kayla	1-5	0-0	0-0	2	2	1	1	2	0	17
TEAM				7						
Totals	19-67	5-16	6-10	37	49	8	20	5	12	200

## ARKANSAS STATE

# Player Name	FG	3FG	FT	R	TP	A	TO	B	S	MIN
02 Magee, Dedrea	2-10	1-2	3-6	7	8	2	12	0	2	37
05 Hollifield, Caitlin	4-5	0-0	1-2	2	9	0	2	1	0	19
15 Blands, Camilla	1-4	0-3	1-2	6	3	1	4	1	0	34
21 Jenkins, Tierney	3-8	0-1	4-4	8	10	0	3	1	1	24
33 Carr, Daleisha	2-9	0-0	5-11	5	9	3	4	2	1	34
20 Raffington, Varisia	0-0	0-0	0-0	0	0	0	1	0	0	5
22 Strauthers, Courtney	1-3	0-0	0-0	6	2	0	4	2	1	19
24 Reshard, Nathalie	0-0	0-0	0-0	3	0	0	1	0	1	9
32 Williams, Tamara	0-1	0-0	0-0	1	0	0	2	1	0	3
40 Chandler, Talisha	1-4	0-0	2-2	9	4	2	0	1	1	16
TEAM				3						
Totals	14-44	1-6	16-27	50	45	8	33	9	7	200

## Game 4 • Eastern Michigan 52, Alabama 43

Freeport, Bahamas • Nov. 23, 2007

### ALABAMA

# Player Name	FG	3FG	FT	R	TP	A	TO	B	S	MIN
21 Jenkins, Tierney	7-10	0-0	2-6	6	16	0	2	0	1	20
22 Strauthers, Courtney	1-2	0-0	0-0	1	2	0	2	0	1	12
24 Reshard, Nathalie	0-4	0-2	0-0	0	0	1	0	0	0	13
02 Magee, Dedrea	2-12	1-3	0-0	4	5	3	4	0	1	28
15 Blands, Camilla	1-5	1-4	0-0	8	3	1	5	1	0	30
05 Hollifield, Caitlin	1-7	0-1	2-4	7	4	1	4	0	1	21
20 Raffington, Varisia	2-6	1-3	0-0	3	5	1	0	0	1	21
32 Williams, Tamara	0-1	0-0	0-0	0	0	0	1	0	4	
33 Carr, Daleisha	2-4	0-0	0-0	2	4	2	7	1	1	24
40 Chandler, Talisha	2-9	0-3	0-0	10	4	3	3	1	4	27
TEAM				4						
Totals	18-60	3-16	4-10	45	43	12	28	4	10	200

### EASTERN MICHIGAN

# Player Name	FG	3FG	FT	R	TP	A	TO	B	S	MIN
03 LAND, Amber	1-3	0-0	2-2	8	4	2	4	0	2	32
35 WATTS, Kelly	4-9	0-0	5-7	8	13	0	2	0	2	39
15 TYSON, Brittany	1-4	0-0	1-2	0	3	1	3	0	0	8
22 PITMAN, Alyssa	5-11	3-6	6-10	4	19	2	5	0	1	37
24 YAMANOGU, Kivictim	2-3	0-1	0-1	4	4	3	1	1	1	29
11 SCHROCK, Cassie	1-1	0-0	0-1	2	2	0	0	1	3	19
12 WILLIAMS, Canea	3-9	0-3	1-4	2	7	0	5	0	1	27
20 COMPTON, Amanda	0-3	0-1	0-0	1	0	0	0	0	1	4
42 MCKINNEY, Shana	0-0	0-0	0-0	0	0	0	0	0	0	0
52 RUSSELL, Colleen	0-1	0-0	0-0	0	0	0	2	0	0	5
TEAM				3						
Totals	17-44	3-11	15-27	32	52	8	22	2	13	200

## Game 5 • Alabama 66, Washington State 37

Freeport, Bahamas • Nov. 24, 2007

### ALABAMA

# Player Name	FG	3FG	FT	R	TP	A	TO	B	S	MIN
20 Raffington, Varisia	0-6	0-1	0-0	2	0	0	1	1	1	20
21 Jenkins, Tierney	10-13	0-0	1-2	4	21	0	4	3	6	23
40 Chandler, Talisha	4-9	0-2	3-3	14	11	4	10	1	3	33
02 Magee, Dedrea	2-5	0-0	1-2	3	5	6	1	0	3	34
15 Blands, Camilla	2-3	0-0	0-0	5	4	2	2	0	0	14
22 Strauthers, Courtney	3-4	0-0	1-1	4	6	1	4	0	2	14
24 Reshard, Nathalie	2-2	0-0	0-0	0	4	0	2	0	0	10
32 Williams, Tamara	3-6	0-0	0-2	6	6	2	3	1	4	22
33 Carr, Daleisha	4-6	0-0	1-1	1	9	4	3	1	2	30
TEAM				4						
Totals	30-54	0-3	6-11	43	66	19	30	7	21	200

### WASHINGTON STATE

# 2007-08 BOXSCORES

## ALABAMA

# Player Name	FG	3FG	FT	R	TP	A	TO	B	S	MIN
02 Magee, Dedrea	2-12	1-1	4-4	6	9	5	8	0	0	39
21 Jenkins, Tierney	5-11	0-0	0-0	6	10	2	1	0	4	24
22 Strauthers, Courtney	3-4	0-0	0-0	3	6	0	0	0	0	9
24 Reshard, Nathalie	1-6	0-2	2-2	7	4	0	3	2	0	20
33 Carn, Daleisha	9-14	0-0	2-2	5	20	2	3	0	0	34
15 Blands, Camilla	1-7	1-4	0-0	9	3	4	0	1	2	30
20 Raffington, Varisia	0-1	0-0	0-0	0	0	0	0	0	0	2
32 Williams, Tamara	1-3	0-1	2-2	3	4	0	2	1	0	17
40 Chandler, Talisha	2-10	0-2	1-3	10	5	0	2	1	0	25
TEAM				1						
Totals	24-68	2-10	11-13	50	61	13	19	5	6	200

## Game 9 • Alabama 66, Saint Mary's 56

### Tuscaloosa, Ala. • Dec. 9, 2007

#### SAINT MARY'S

# Player Name	FG	3FG	FT	R	TP	A	TO	B	S	MIN
02 TOMLINSON, Lovella	2-9	0-0	4-4	7	8	5	2	10	0	30
11 SHAUGHNESSY, Lou.	4-11	0-1	0-0	5	8	3	9	0	5	34
14 COWLES, Mikaela	1-6	0-0	0-0	6	2	1	1	0	0	17
20 BENAVENTE, Serena	3-11	2-5	7-8	2	15	1	2	0	3	36
22 SMITH, Jontelle	5-19	5-13	0-0	2	15	0	5	0	0	29
10 CHAMBERS, Sierra	1-7	0-0	2-2	4	4	2	3	0	0	22
12 DAVIS, Suzie	0-2	0-2	1-2	3	1	0	0	0	0	9
21 RICHEY, Leonna	0-0	0-0	0-0	0	0	0	0	0	0	3
25 ELLIS, Lindsay	1-3	0-0	0-0	2	2	0	0	1	0	10
30 CLAY, Brianna	0-1	0-0	1-2	4	1	0	2	0	0	10
TEAM				8						
Totals	17-69	7-25	15-18	43	56	12	24	11	8	200

## ALABAMA

# Player Name	FG	3FG	FT	R	TP	A	TO	B	S	MIN
02 Magee, Dedrea	4-12	1-2	2-2	9	11	4	5	0	0	38
21 Jenkins, Tierney	4-11	0-0	2-3	10	10	0	2	0	1	16
24 Reshard, Nathalie	2-6	0-1	0-0	3	4	1	4	0	0	17
33 Carn, Daleisha	3-9	1-1	2-2	4	9	5	6	0	4	28
40 Chandler, Talisha	7-10	0-0	0-3	7	14	3	3	0	1	28
15 Blands, Camilla	2-5	0-0	2-2	7	6	1	4	4	2	33
20 Raffington, Varisia	0-0	0-0	0-0	0	0	0	0	0	0	3
22 Strauthers, Courtney	3-8	0-0	4-6	8	10	0	3	0	2	23
32 Williams, Tamara	1-4	0-0	0-2	2	2	1	2	1	0	14
TEAM				4						
Totals	26-65	2-4	12-20	54	66	15	29	5	10	200

## Game 10 • Chattanooga 62, Alabama 34

### Chattanooga, Tenn. • Dec. 15, 2007

#### ALABAMA

# Player Name	FG	3FG	FT	R	TP	A	TO	B	S	MIN
02 Magee, Dedrea	0-9	0-0	0-0	7	0	1	7	0	1	38
21 Jenkins, Tierney	4-9	0-0	0-0	7	8	2	4	1	2	24
24 Reshard, Nathalie	0-5	0-1	0-0	1	0	2	2	0	0	21
33 Carn, Daleisha	0-3	0-0	1-2	4	1	1	3	1	0	20
40 Chandler, Talisha	3-6	0-0	2-2	7	8	0	2	0	0	26
15 Blands, Camilla	3-7	0-2	6-8	5	12	1	4	0	1	31
20 Raffington, Varisia	1-3	1-2	0-2	3	3	1	0	1	1	14
22 Strauthers, Courtney	0-2	0-0	0-0	0	0	1	0	0	0	11
32 Williams, Tamara	1-6	0-0	0-2	4	2	0	3	1	2	15
TEAM				4						
Totals	12-50	1-5	9-16	42	34	8	27	4	7	200

#### CHATTANOOGA

# Player Name	FG	3FG	FT	R	TP	A	TO	B	S	MIN
10 HALL, Laura	1-6	0-2	0-0	1	2	3	0	0	1	20
12 HAND, Brooke	2-7	1-6	0-0	5	5	2	1	0	1	24
15 WADE-FRAY, Jenaya	4-6	3-4	0-0	3	11	1	4	0	2	24
40 ANDERSON, Alex	6-13	0-0	2-2	5	14	2	1	0	3	20
50 HOLLINGQUEST, Shan.	3-5	0-0	2-3	7	8	1	0	0	3	24
03 MURRAY, Anelia	1-1	0-0	0-0	1	2	0	1	0	0	3
04 HATCHETT, Tagan	2-6	2-5	2-2	3	8	2	1	0	1	16
14 MOHR, Amy	1-4	0-0	0-2	2	2	1	2	0	1	16
24 MASON, LaCondra	0-3	0-2	1-2	2	1	1	0	0	2	16
30 DEWART, Bailey	0-1	0-0	0-0	0	1	1	0	0	5	
32 SPANN, Kristen	1-1	0-0	2-3	0	2	0	2	1	2	16
44 OGAN, Erin	3-5	0-2	0-0	5	6	0	1	1	1	16
TEAM				2						
Totals	24-60	7-25	7-9	38	62	14	16	3	16	200

## Game 11 • Alabama 62, Alabama A&M 57

### Tuscaloosa, Ala. • Dec. 17, 2007

#### ALABAMA A&M

# Player Name	FG	3FG	FT	R	TP	A	TO	B	S	MIN
03 Williams, Katrich	2-6	1-2	2-2	0	7	1	2	0	0	18
14 Drummond, Felicia	6-14	0-0	1-1	6	13	1	0	1	1	24
21 Samuel, Ashleonte'	3-7	0-0	4-5	6	10	1	0	1	1	23
25 Malone, Christian	3-8	0-1	0-1	4	6	4	4	1	2	38
34 Barnes, Naomi	0-1	0-1	0-0	1	0	0	1	0	1	8
20 Manning, Brittany	5-7	0-0	0-0	1	10	0	1	0	1	22
23 Left, Sade	0-2	0-1	0-0	1	0	0	1	0	0	6
24 Barnes, Rebekkah	1-6	1-4	0-0	0	3	2	5	0	1	20
31 Collier, Jenna	0-1	0-0	0-0	0	2	0	0	0	0	7
32 Pearson, Ashley	1-2	0-0	0-0	2	2	0	1	0	1	12
33 Faulk, Alexis	1-2	0-0	0-0	0	2	0	0	2	1	9
44 Johnson, Dominisha	1-2	0-0	2-2	1	4	0	1	0	0	13
TEAM				4						
Totals	23-58	2-9	9-11	26	57	11	16	5	9	200

## ALABAMA

# Player Name	FG	3FG	FT	R	TP	A	TO	B	S	MIN
02 Magee, Dedrea	2-10	1-3	7-9	6	12	4	4	0	3	37
15 Blands, Camilla	4-8	0-2	2-2	9	10	2	4	2	4	37
21 Jenkins, Tierney	7-17	0-0	2-2	15	16	1	2	0	1	30
24 Reshard, Nathalie	3-7	0-2	0-0	2	6	0	3	1	0	17
40 Chandler, Talisha	1-6	0-0	4-7	11	6	4	3	2	2	32
20 Raffington, Varisia	0-2	0-1	0-0	0	0	0	3	1	0	11
22 Strauthers, Courtney	3-6	0-0	2-2	3	8	2	1	0	0	13
32 Williams, Tamara	0-1	0-0	0-2	1	0	1	0	0	0	15
33 Carn, Daleisha	1-1	0-0	2-2	1	4	1	4	0	1	8
TEAM				5						
Totals	21-58	1-8	19-26	53	62	15	25	6	11	200

## Game 12 • Alabama 63, Hampton 60

### Tuscaloosa, Ala. • Dec. 20, 2007

#### HAMPTON

# Player Name	FG	3FG	FT	R	TP	A	TO	B	S	MIN
00 BURNS, Artavia	7-22	3-6	3-5	3	20	4	8	0	6	38
01 BUTLER, Rachel	1-6	1-3	1-3	1	4	1	2	1	0	34
02 UKOH, Chinyere	0-0	0-0	1-2	9	1	0	0	0	0	22
25 CORBITT, Roneisha	0-0	0-0	0-0	2	0	1	3	0	0	13
42 PERRY, Quanneisha	4-9	0-0	0-0	6	8	0	1	2	6	32
11 LESLIE, Sharella	0-1	0-0	0-0	1	0	0	2	0	0	3
14 HILL, Whitney	2-8	0-1	2-2	1	6	2	2	0	0	19
20 LEWIS, Laura	5-8	0-0	0-0	1	10	0	0	0	1	16
22 JAMES, Stephanie	0-0	0-0	0-0	0	0	0	0	0	0	2
24 CLAYTON, Mikki	1-3	0-1	0-0	0	2	1	2	0	1	12
33 FINLEY, Ashlee	3-4	0-0	1-3	5	7	1	4	0	4	27
34 PAYNE, Deanna	1-1	0-0	0-0	1	2	0	0	0	0	9
TEAM				4						
Totals	24-62	4-11	8-15	34	60	10	24	13	22	200

## ALABAMA

# Player Name	FG	3FG	FT	R	TP	A	TO	B	S	MIN
02 Magee, Dedrea	1-6	0-1	2-2	1	4	6	1	1	4	31
15 Blands, Camilla	3-6	2-5	2-6	2	10	1	0	2	3	43
21 Jenkins, Tierney	11-16	0-0	7-8	9	29	2	3	1	1	38
24 Reshard, Nathalie	2-5	0-2	0-2	2	4	0	6	0	0	27
40 Chandler, Talisha	1-5	1-4	0-0	9	3	5	1	2	3	35
20 Raffington, Varisia	2-4	0-1	0-0	1	4	0	5	0	0	16
22 Strauthers, Courtney	2-2	0-0	0-0	4	4	0	3	0	0	17
32 Williams, Tamara	2-5	0-0	1-2	2	5	1	3	0	0	19
TEAM				11						
Totals	24-49	3-13	12-20	41	63	12	32	3	6	226

# 2007-08 BOXSCORES

25 Jones, Ebony	3-6	2-4	0-0	0	8	0	1	0	0	9
03 Falohun, Lauren	0-0	0-0	0-0	2	0	0	1	0	0	2
04 Kennedy, Samone	3-7	0-0	2-4	2	8	5	4	0	0	24
33 Jones, Jordan	3-11	3-7	0-3	2	9	0	0	0	1	31
52 May, Jewel	0-2	0-0	0-0	1	0	0	0	0	0	10
TEAM				5			1			
Totals	20-55	5-14	9-15	29	54	10	15	4	6	200

## ALABAMA

##	Player Name	FG	3FG	FT	R	TP	A	TO	B	S	MIN
02	Magee, Dedrea	2-4	1-1	2-4	3	7	7	5	0	0	34
05	Hollifield, Caitlin	3-6	1-4	1-2	3	8	0	2	0	1	25
15	Blands, Camilla	5-7	2-3	2-4	5	14	2	1	0	2	39
21	Jenkins, Tierney	3-11	0-0	0-2	6	6	1	3	0	1	29
40	Chandler, Talisha	5-6	0-0	3-6	4	13	4	2	1	0	37
22	Strauthers, Courtney	2-2	0-0	0-0	1	4	1	4	1	2	15
24	Reshard, Nathalie	0-1	0-0	0-0	0	0	0	0	0	0	3
32	Williams, Tamara	4-6	1-1	4-4	1	13	2	2	0	0	18
TEAM					12			1			
Totals	24-43	5-9	12-26	35	65	17	20	2	6	200	

## Game 17 • Florida 80, Alabama 65

### Gainesville, Fla. • Jan. 13, 2008

## ALABAMA

##	Player Name	FG	3FG	FT	R	TP	A	TO	B	S	MIN
05	Hollifield, Caitlin	4-9	0-1	1-2	7	9	3	2	0	0	30
22	Strauthers, Courtney	1-2	0-0	0-0	3	2	2	0	1	18	
40	Chandler, Talisha	3-10	1-3	1-2	5	8	1	3	0	1	32
02	Magee, Dedrea	6-12	5-9	0-0	1	17	2	5	0	1	36
15	Blands, Camilla	3-11	2-7	2-2	7	10	4	4	0	2	38
20	Raffington, Varisia	0-1	0-0	0-0	1	0	0	1	0	0	2
21	Jenkins, Tierney	5-10	0-0	1-2	6	11	2	7	0	0	23
24	Reshard, Nathalie	1-2	0-1	0-0	0	2	0	0	0	1	4
32	Williams, Tamara	3-5	0-0	0-0	3	6	1	2	0	0	17
TEAM					4						
Totals	26-62	8-21	5-8	37	65	15	26	0	6	200	

## FLORIDA

##	Player Name	FG	3FG	FT	R	TP	A	TO	B	S	MIN
44	Datson, Marshae	8-11	0-0	1-1	6	17	2	1	0	2	27
42	Henry, Aneka	7-11	0-0	0-3	2	14	0	0	2	0	23
02	Thompson, Lonnikka	2-5	1-3	0-0	1	5	2	1	0	2	23
03	Brooks, Sha	3-4	1-2	1-4	3	8	6	3	0	1	31
20	Bowden, Depree	8-16	1-6	1-1	3	18	3	3	0	5	31
01	Simpson, Kerri	0-0	0-0	0-0	0	0	0	0	0	0	1
12	Thomas, Brittaney	0-0	0-0	0-0	1	0	2	1	0	0	10
15	Critton, Kim	0-2	0-0	0-0	1	0	0	1	0	0	5
22	Mossor, Jennifer	2-5	1-3	3-4	3	8	2	3	0	1	21
24	Smith, Sharlette	5-8	0-2	0-1	6	10	2	3	0	0	23
50	Crawford, Ebonie	0-0	0-0	0-0	1	0	0	1	0	1	5
TEAM					3						
Totals	35-62	4-16	6-14	30	80	19	17	2	12	200	

## Game 18 • Arkansas 63, Alabama 49

### Tuscaloosa, Ala. • Jan. 17, 2008

## ARKANSAS

##	Player Name	FG	3FG	FT	R	TP	A	TO	B	S	MIN
25	VAUGHN, Brittny	4-6	1-2	1-3	4	10	5	3	0	3	37
31	JONES, Whitney	1-2	0-0	0-1	4	2	3	2	0	0	23
32	FORD, Charity	4-9	2-6	0-0	3	10	1	2	0	2	33
33	PFEIFER, Sarah	7-18	0-4	3-4	9	17	2	5	2	1	35
34	BRERETON, Ayana	7-11	0-1	2-3	3	16	0	1	2	1	31
02	ARNOLD, Shanita	0-0	0-0	0-0	0	0	0	2	0	0	4
24	RICHARDSON, Brittny	2-6	2-6	2-2	0	8	1	0	0	0	17
54	WILLIAMS, Ashlea	0-3	0-1	0-0	7	0	1	2	1	0	20
TEAM					8			1			
Totals	25-55	5-20	8-13	38	63	13	18	5	7	200	

## ALABAMA

##	Player Name	FG	3FG	FT	R	TP	A	TO	B	S	MIN
02	Magee, Dedrea	8-16	1-2	2-4	3	19	2	7	0	1	36
05	Hollifield, Caitlin	2-9	0-2	2-2	5	6	2	2	0	1	34
15	Blands, Camilla	0-2	0-1	0-0	3	0	0	4	0	1	19
21	Jenkins, Tierney	2-5	0-0	2-4	4	6	0	3	0	3	21
40	Chandler, Talisha	1-4	0-0	0-0	5	2	1	2	0	0	23
20	Raffington, Varisia	4-9	2-4	0-0	1	10	1	3	0	0	23
22	Strauthers, Courtney	2-3	0-0	2-2	5	6	0	1	0	2	27
24	Reshard, Nathalie	0-1	0-0	0-0	0	0	0	0	0	0	5
32	Williams, Tamara	0-2	0-0	0-0	1	0	0	2	0	1	12
TEAM					6						
Totals	19-51	3-9	8-12	33	49	6	24	0	9	200	

## Game 19 • Georgia 71, Alabama 53

### Athens, Ga. • Jan. 20, 2008

## ALABAMA

##	Player Name	FG	3FG	FT	R	TP	A	TO	B	S	MIN
02	Magee, Dedrea	6-17	1-3	0-0	3	13	2	5	0	1	36
05	Hollifield, Caitlin	1-4	1-2	1-8	3	4	1	2	0	2	39
15	Blands, Camilla	3-7	2-4	8-9	4	16	3	2	0	1	39
21	Jenkins, Tierney	2-6	0-0	0-0	2	4	0	3	0	3	14
40	Chandler, Talisha	2-5	0-0	0-0	2	4	2	4	0	2	25
20	Raffington, Varisia	2-3	1-1	0-0	1	5	1	1	1	1	11
22	Strauthers, Courtney	3-4	0-0	1-2	3	7	0	4	0	1	17
24	Reshard, Nathalie	0-0	0-0	0-0	0	0	0	1	0	0	8
32	Williams, Tamara	0-0	0-0	0-0	2	0	0	2	0	0	11
TEAM					2			1			
Totals	19-46	5-10	10-19	22	53	9	25	1	11	200	

## GEORGIA

##	Player Name	FG	3FG	FT	R	TP	A	TO	B	S	MIN
01	Houts, Ashley	2-7	0-3	7-8	0	11	5	6	0	6	38
20	Puleo, Angela	2-5	0-1	2-4	2	6	3	2	0	3	28
24	Darrah, Megan	2-7	1-4	0-0	3	5	4	1	0	3	31
33	Robinson, Angel	5-7	0-1	2-4	14	12	1	5	3	2	33
34	Humphrey, Tasha	10-13	3-3	2-3	8	25	2	3	0	1	28
03	Lee, Jasmine	0-0	0-0	2-2	3	2	0	0	1	0	10
04	Taylor, Danielle	1-2	0-0	0-0	1	2	0	3	0	1	9
15	Rhoden, Jaleesa	0-0	0-0	0-0	0	0	0	0	0	0	2
22	Marshall, Christy	4-7	0-1	0-0	1	8	0	2	0	1	19
25	Carter, Brittany	0-0	0-0	0-0	0	0	0	1	0	0	2
TEAM					5						
Totals	26-48	4-13	15-21	37	71	15	26	5	14	200	

## Game 20 • Auburn 62, Alabama 48

### Tuscaloosa, Ala. • Jan. 27, 2008

## AUBURN

##	Player Name	FG	3FG	FT	R	TP	A	TO	B	S	MIN
04	McCorvey, Tamela	0-4	0-1	0-0	6	0	2	3	1	2	32
05	Smalley, Alli	3-11	2-5	2-2	1	10	1	6	0	1	35
12	Hobbs, Sherell	6-14	0-0	5-5	6	17	1	1	0	2	30
21	Greenleaf, Jordan	1-5	0-0	2-2	7	4	0	6	4	3	35
24	Banner, DeWanna	9-17	1-1	8-10	7	27	3	4	0	6	38
01	Jackson, Trevesha	2-3	0-0	0-0	0	4	0	2	0	0	7
11	Ketcham, Ruth	0-0	0-0	0-0	0	0	0	1	0	0	5
15	Moore, Cassie	0-1	0-0	0-0	1	0	0	0	0	0	13
32	Wallace, Juanitta	0-0	0-0	0-0	0	0	0	0	0	0	1
34	Ogubie, Alexis	0-0	0-0	0-0	4	0	0	1	0	0	4
TEAM					3						
Totals	21-55	3-7	17-19	35	62	7	18	7	15	200	

## ALABAMA

##	Player Name	FG	3FG	FT	R	TP	A	TO	B	S	MIN
02	Magee, Dedrea	2-7	0-1	3-4	6	7	1	7	0	3	38
05	Hollifield, Caitlin	2-5	0-1	3-4	8	7	0	2	3	3	29
15	Blands, Camilla	5-9	2-4	1-1	3	13	3	2	1	1	35
31	Hancock, Katie	2-3	1-2	1-4	1	6	2	7	0	0	22
40	Chandler, Talisha	1-5	0-0	0-0	6	2	6	2	0	1	29
20	Raffington, Varisia	1-3	1-2	0-0	0	3	0	3	0	0	13
21	Jenkins, Tierney	0-2	0-0	2-2	1	2	0	1	0	1	6
22	Strauthers, Courtney	3-8	0-0	0-1	2	6	0	1	0	1	22
24	Reshard, Nathalie	1-1	0-0	0-0	0	2	0	1	0	0	4
32	Williams, Tamara	0-0	0-0	0-0	0	0	0	0	0	0	2
TEAM					3						
Totals	17-43	4-11	10-16	30	48	12	26	4	10	200	

## Game 21 • Mississippi State 72, Alabama 59

### Starkville, Miss. • Jan. 31, 2008

## ALABAMA

##	Player Name	FG	3FG	FT	R	TP	A	TO	B	S	MIN
05	Hollifield, Caitlin	0-3	0-0	1-2	6	1	2	1	1	1	18
31	Hancock, Katie	3-6	1-3	0-0	3	7	2	3	0	2	28
40	Chandler, Talisha	4-9	2-5	0-0	2	10	1	2	0	1	17
02	Magee, Dedrea	3-8	1-2	0-0	1	7	2	8	0	1	33
15	Blands, Camilla	3-12	2-6	2-2	4	10	1	3	1	0	40
20	Raffington, Varisia	0-2	0-1	0-0	0	0	0	1	0	0	4
21	Jenkins, Tierney	8-14	0-0	0-2	6	16	1	4	0	2	25
22	Strauthers, Courtney	4-7	0-0	0-0	6	8	0	2	0	0	20
24	Reshard, Nathalie	0-0	0-0	0-0	1	0	0	1	0	0	4
32	Williams,										



# 2007-08 BOXSCORES

## Game 24 • Vanderbilt 92, Alabama 47

Tuscaloosa, Ala. • Feb. 10, 2008

### VANDERBILT

# Player Name	FG	3FG	FT	R	TP	A	TO	B	S	MIN
02 Risper, Jennifer	2-3	0-0	3-3	4	7	1	5	0	4	19
15 Tuomi, Hannah	6-8	0-0	0-0	9	12	1	1	1	1	18
22 Rhoads, Jence	1-3	0-0	1-1	2	3	3	4	0	1	23
23 Marsh, Merideth	4-5	3-4	0-0	4	11	3	0	0	1	22
34 Wirth, Christina	8-15	2-6	2-3	6	20	1	1	2	2	26
03 Chisholm, Chanel	0-2	0-0	3-4	2	3	0	0	1	1	6
05 Lueders, Lauren	3-9	3-7	0-0	2	9	1	0	0	0	18
11 Bridge, Ashlee	2-4	0-0	0-2	0	4	0	0	0	0	8
20 Mooney, Jessica	4-12	0-3	3-4	3	11	9	2	0	4	27
25 Norton, Amber	1-1	0-0	3-4	2	5	0	0	0	1	9
32 Sherwood, Liz	1-3	0-0	5-5	2	7	0	1	0	0	11
33 Silinski, Rebecca	0-0	0-0	0-0	1	0	0	3	0	2	10
43 Malo, Amy	0-0	0-0	0-0	2	0	0	0	0	0	3
TEAM				1						1
Totals	32-65	8-20	20-26	40	92	19	18	4	17	200

### ALABAMA

# Player Name	FG	3FG	FT	R	TP	A	TO	B	S	MIN
02 Magee, Dedrea	1-4	0-1	0-0	1	2	0	7	0	1	34
05 Hollifield, Caitlin	0-0	0-0	0-0	3	0	1	1	1	0	23
21 Jenkins, Tierney	7-12	0-1	7-7	8	21	0	1	1	3	30
22 Strauthers, Courtney	2-4	0-0	3-5	0	7	0	2	0	0	14
31 Hancock, Katie	2-8	0-5	0-0	5	4	1	5	0	0	31
04 Elliott, Christy	0-0	0-0	0-0	0	0	0	2	0	0	2
12 Allen, Taylor	0-2	0-1	3-4	0	3	0	1	0	1	4
20 Raffington, Varisia	2-5	1-2	2-2	3	7	0	5	0	0	17
24 Reshard, Nathalie	0-2	0-1	0-0	2	0	1	2	0	0	12
32 Williams, Tamara	1-3	0-0	0-0	4	2	2	3	0	0	14
40 Chandler, Talisha	0-6	0-1	1-2	4	1	3	3	0	3	19
TEAM				1						1
Totals	15-46	1-12	16-20	31	47	8	33	2	8	200

## Game 25 • Auburn 74, Alabama 49

Auburn, Ala. • Feb. 14, 2008

### ALABAMA

# Player Name	FG	3FG	FT	R	TP	A	TO	B	S	MIN
05 Hollifield, Caitlin	1-4	0-0	1-3	3	3	1	0	0	0	27
21 Jenkins, Tierney	4-12	0-0	3-6	10	11	0	1	1	0	22
22 Strauthers, Courtney	5-10	0-0	2-4	4	12	0	3	0	0	22
02 Magee, Dedrea	5-12	2-4	2-6	2	14	3	6	0	5	36
31 Hancock, Katie	0-2	0-1	0-2	3	0	0	5	0	0	19
20 Raffington, Varisia	0-1	0-0	3-4	2	3	2	2	0	1	14
24 Reshard, Nathalie	0-1	0-0	0-0	2	0	0	2	1	1	22
32 Williams, Tamara	0-1	0-0	0-0	0	0	1	0	0	1	17
40 Chandler, Talisha	3-10	0-2	0-0	7	6	2	3	0	3	21
TEAM				3						3
Totals	18-53	2-7	11-25	36	49	9	22	2	11	200

### AUBURN

# Player Name	FG	3FG	FT	R	TP	A	TO	B	S	MIN
21 Greenleaf, Jordan	0-2	0-0	3-4	5	3	1	2	0	3	22
24 Bonner, DeWanna	8-19	0-2	3-3	8	19	7	2	5	2	36
04 McCarvey, Tamela	2-4	2-2	0-0	3	6	5	2	0	1	32
05 Smalley, Alli	4-6	1-1	6-8	2	15	1	4	1	2	27
12 Hobbs, Sherell	4-12	1-2	7-14	8	16	0	5	0	4	32
01 Jackson, Trevesha	3-9	0-0	0-0	7	6	1	2	2	2	25
11 Ketcham, Ruth	0-0	0-0	0-0	0	0	1	0	0	0	4
15 Moore, Cassie	4-5	0-0	1-2	4	9	1	2	4	1	21
34 Ogubie, Alexis	0-0	0-0	0-0	0	0	0	0	0	0	1
TEAM				5						5
Totals	25-57	4-7	20-31	42	74	17	19	12	15	200

## Game 26 • Kentucky 64, Alabama 44

Lexington, Ky. • Feb. 17, 2008

### ALABAMA

# Player Name	FG	3FG	FT	R	TP	A	TO	B	S	MIN
21 Jenkins, Tierney	5-15	0-1	3-5	8	13	0	5	0	2	30
22 Strauthers, Courtney	1-2	0-0	1-2	2	3	1	3	1	0	17
02 Magee, Dedrea	2-7	1-3	4-4	2	9	1	3	0	2	25
15 Blands, Camilla	1-5	1-2	0-0	1	3	0	2	1	1	35
31 Hancock, Katie	1-2	1-2	0-0	0	3	0	3	0	0	14
05 Hollifield, Caitlin	0-5	0-1	2-2	6	2	1	4	0	0	18
20 Raffington, Varisia	1-4	0-0	0-0	2	2	1	1	0	0	10
24 Reshard, Nathalie	2-3	0-0	2-4	3	6	1	4	1	0	26
32 Williams, Tamara	0-0	0-0	0-0	1	0	0	2	0	0	11
40 Chandler, Talisha	1-3	1-1	0-0	3	3	1	2	0	0	14
TEAM				4						4
Totals	14-46	4-10	12-17	32	44	6	29	3	5	200

### KENTUCKY

# Player Name	FG	3FG	FT	R	TP	A	TO	B	S	MIN
34 Dunlap, Victoria	2-3	0-0	0-0	2	4	1	2	0	0	22
04 Elliott, Sarah	5-7	0-0	6-6	6	16	0	3	0	1	18
02 Chowning, Chelsea	2-6	0-1	2-4	1	6	2	1	0	1	25
11 Mahoney, Samantha	2-6	0-0	3-6	4	7	3	1	0	3	26
20 Bowman, Chante	1-7	0-0	2-2	0	4	1	4	1	0	20
00 Ormerod, Carly	2-4	1-2	3-4	2	8	2	1	0	1	17
01 Roddy, Eleia	1-1	0-0	0-1	2	2	0	1	1	2	13
05 Morrow, Carly	3-8	0-4	1-1	0	7	0	2	0	0	13
10 Lomax, Ali	0-1	0-0	0-0	1	0	0	0	0	0	2
12 Watkins, Lydia	3-3	0-0	0-0	3	6	2	2	0	1	15
15 Edelen, Brittany	0-1	0-1	0-0	0	0	0	0	0	0	3
21 Jackson, Jenn'e	0-0	0-0	0-0	0	0	0	1	0	0	3
25 Franklin, Amani	2-4	0-0	0-0	3	4	0	1	0	0	14
32 Beth, Catina	0-0	0-0	0-0	4	0	0	2	0	0	9
TEAM				5						5
Totals	23-51	1-8	17-24	33	64	11	21	2	9	200

## Game 27 • Tennessee 85, Alabama 58

Tuscaloosa, Ala. • Feb. 21, 2008

### TENNESSEE

# Player Name	FG	3FG	FT	R	TP	A	TO	B	S	MIN
00 BOBBITT, Shannon	2-7	1-3	0-0	4	5	7	3	0	2	28
03 PARKER, Candace	7-15	1-1	4-5	6	19	2	1	3	2	19
05 BJORKLUND, Angie	3-9	3-8	0-0	1	9	0	1	0	0	24
14 HORNBUCKLE, Alexis	3-8	0-2	0-0	3	6	3	2	0	5	23
55 ANOSIKE, Nicky	5-9	0-0	2-3	8	12	2	1	0	2	23
20 SMALLWOOD, Sydney	3-9	3-7	0-0	4	9	2	1	0	0	20
21 BAUGH, Vicki	4-4	0-0	4-4	4	12	2	3	2	1	20
33 AUGUSTE, Alberta	1-7	0-1	1-2	4	3	2	3	1	1	25
44 FULLER, Alex	4-5	0-0	2-2	2	10	1	3	0	0	18
TEAM				7						7
Totals	32-73	8-22	13-16	43	85	21	18	6	13	200

### ALABAMA

# Player Name	FG	3FG	FT	R	TP	A	TO	B	S	MIN
02 Magee, Dedrea	4-8	1-2	0-0	8	9	3	6	0	1	34
15 Blands, Camilla	2-5	1-3	1-2	3	6	3	5	1	0	30
21 Jenkins, Tierney	6-9	0-0	0-0	2	12	0	2	0	2	23
22 Strauthers, Courtney	3-5	0-0	0-0	0	6	2	2	0	0	17
31 Hancock, Katie	1-6	0-1	2-2	2	4	2	3	0	0	21
05 Hollifield, Caitlin	3-6	0-0	0-0	3	6	0	1	0	2	25
20 Raffington, Varisia	4-10	0-2	0-0	2	8	1	2	0	0	18
24 Reshard, Nathalie	0-0	0-0	0-0	0	2	3	1	0	1	17
32 Williams, Tamara	3-7	0-0	1-2	3	7	0	1	0	1	15
TEAM				7						7
Totals	26-56	2-8	4-6	30	58	13	26	2	6	200

## Game 28 • Ole Miss 70, Alabama 54

Tuscaloosa, Ala. • Feb. 24, 2008

### OLE MISS

# Player Name	FG	3FG	FT	R	TP	A	TO	B	S	MIN
03 PHILLIPS, LaKendra	2-3	0-0	2-2	1	6	0	2	0	0	12
11 BLACK, Shantell	5-9	1-1	0-0	3	11	6	1	0	4	30
20 MELSON, Kayla	5-12	0-0	0-2	3	10	4	2	0	1	26
35 GOFF, Shawn	5-12	0-0	5-5	6	15	2	3	5	2	37
04 FORREST, Danetra	1-1	0-0	0-0	2	2	1	1	0	1	20
02 ROY, Lindsay	0-1	0-1	0-0	1	0	0	0	0	0	3
10 BARTEE, Carla	0-6	0-1	2-2	8	2	3	2	0	1	22
14 ROBERTSON, Elizabeth	2-9	1-7	0-0	3	5	0	3	0	1	28
15 FRIESON, Daphnee	0-0	0-0	0-0	0	0	0	0	1	0	1
22 WORSHAM, Tasi	0-0	0-0	0-0	0	0	0	1	0	0	1
45 THOMAS, Bianca	8-10	3-5	0-0	5	19	1	2	0	3	20
TEAM				6						6
Totals	28-63	5-15	9-11	38	70	17	17	6	13	200

### ALABAMA

# Player Name	FG	3FG	FT	R	TP	A	TO	B	S	MIN
02 Magee, Dedrea	4-12	3-7	0-0	4	11	4	6	0	1	38
15 Blands, Camilla	2-5	1-2	2-3	7	7	2	2	0	1	19
21 Jenkins, Tierney	0-4	0-0	2-2	4	2	0	1	0	1	12
22 Strauthers, Courtney	3-4	0-0	0-0	2	6	0	5	3	0	29
31 Hancock, Katie	4-9	1-4	0-0	0	9	3	4	0	0	31
05 Hollifield, Caitlin	1-3	0-1	1-2	4	3	2	1	1	3	16
12 Allen, Taylor	0-1	0-1	0-0	0	0	0	0	0	0	0
20 Raffington, Varisia	5-8	1-3	0-0	3	11	2	1	0	0	22
24 Reshard, Nathalie	1-5	1-1	2-2	2	5	1	0	0	0	12



# The History

# 1994 Final Four



It was a year of their lives they will never forget. Heartache signaled its beginning. Jubilation triggered the ending.

It was a year that taught fifteen young women that believing could not only cure all ills but could also scale any mountain. And it did.

The 1994 season found the University of Alabama women's basketball players mourning the sudden, unexpected death of their assistant coach and role model, Dottie Kelso in September. Some feared the loss was too profound. They talked of quitting basketball.

But as they pondered the impact of Kelso had made on their lives, they also remembered why. Kelso was a believer. She had an unshakable Christian faith. And, as their coach, she had an unshakable belief in her team. She'd told them her dream was to wear a championship ring. She also told them she believed they were the team that would win it for her.

On March 26, the same team that during the pre-season the Southeastern Conference's coaches voted would be, at best, near the middle of the pack in the conference, and a team that was seeded sixth in its region in the NCAA tournament, defeated Penn State for the Midwest Regional championship.

Winning that regional was no small feat. Along the way to Austin, Texas, Alabama knocked off Oregon State 96-84 in Tuscaloosa on March 13 and No. 13 Iowa at Iowa on March 20. And once in Austin, the "Sweet 16" was anything but sweet on paper. On March 24, Alabama's opponent was defending National Champion Texas Tech. To the disdain of famed Texas Governor Ann Richards—who sat on press row eating popcorn with her granddaughter and animatedly cheered her Lady Red Raiders on—the Tide crushed Texas Tech's dreams of a repeat with its 73-68 win. The win threw them into the Tide record books as the only Alabama team, men's or women's, to make it to the Elite Eight. The excitement was topped two days later when Alabama overpowered No. 2 Penn State 96-82.

With that win came a trip to the Final Four—and a ring to mark the occasion. The players wear it in Kelso's memory.

The Tide joined Louisiana Tech, North Carolina, and Purdue in that coveted field in Richmond, Va., on Easter weekend. In front of a sold-out Virginia Commonwealth University coliseum crowd, Alabama played Louisiana Tech in front of a live national CBS audience. Alas, the Tide's dreams would play out in that game that will perhaps best be remembered for a fluke halftime accident. Alabama's All-American, Niesa Johnson, cut her hand on a faucet at halftime and missed the first five minutes of the second half while she had the hand stitched. In a tight game throughout, Louisiana Tech went on to win and



Alabama center Yolanda Watkins, who led the team in rebounding in 1993-94 with 320 boards, a single-season best.

advance to play for the championship, defeating Alabama 69-66.

When it was all over, Alabama finished 26-7. Its 1994 NCAA tournament appearance was its third consecutive trip. It emerged from the tournament with the Midwest Regional MVP, Betsy Harris. Harris also made the Final Four's all-tournament team, compliments of her 21 points against Louisiana Tech. She was joined on the Midwest Regional all-tournament

squad by Johnson and Yolanda Watkins.

Its biggest win, and the barometer of things to come, came on December 11 at home in Tuscaloosa. After five previous attempts, all failures over the years of trying to beat the Lady Techsters, Alabama knocked off then No. 5 Louisiana Tech in Tuscaloosa in a resounding 99-77 win. The win rocketed Alabama into the Top 10 where it would hover until mid-January.

Alabama's other regular season successes included opening its year with the Iowa State Cyclone Classic championship. It also won its own Shoney's Inn Classic and set a women's school record in its 76-point win (119-43) at Troy State in January.

For the second consecutive year, the SEC tournament semi-finals found Alabama among the four teams remaining. Niesa Johnson scored 31 points in the quarterfinal to lead the Tide to an 86-84 overtime win against Ole Miss. It found itself face up against arguably the nation's most solid team, top to bottom, then 25-1 Tennessee in the semifinal. Yolanda Watkins' 15 points and 11 rebounds were impressive but weren't enough as Alabama bowed out 72-56. Tennessee went on to claim both the SEC regular season and tournament titles and finish the year 31-2.

Rick Moody's Tide led the SEC in scoring (all games) and in rebounding (SEC games) in 1994 and produced the school's first female basketball Kodak All-Americana, Niesa Johnson. Johnson, now a senior, was joined by Yolanda Watkins, now a junior, as an All-SEC selection, and Harris was voted second team All-SEC.

It was the most productive season in all of Alabama basketball. And, it was a year in their lives that Rick Moody and his team will dream back upon for many years to come.





# ONE FOR THE AGES...

## Alabama 121, Duke 120

March 18, 1995  
Coleman Coliseum

It was a game that nobody who witnessed would ever forget. If the term had been in the American lexicon on March 18, 1995, the NCAA Tournament East Regional game between Alabama and Duke would most certainly have been one of the most memorable "Instant Classics" in history.

When the dust settled in Coleman Coliseum after a four-overtime thriller that saw the Crimson Tide advance over the scrappy Blue Devils, one thing was certain: women's college basketball had never been more exciting.

"For once, I'm speechless," Tide head coach Rick Moody said. "I don't know what to say. I've never been involved in a game like this, but that's probably because there has never been a game like this before."

And how exciting it was. The teams set at least eight NCAA records on that memorable night, including most overtimes, most points, most points in overtime, most points by a losing team, most three-pointers attempted (70) and most three-pointers attempted by one team (Alabama, 52).

In fact the only number that seemed to outpace the records falling by the wayside were points. Alabama won the game 121-120, a score that indicated the effectiveness of Moody's explosive offensive style of play and attacking full-court defense.

The contest was what post-season basketball is all about. Two teams at the top of their game, executing their respective offenses to perfection while playing gritty defense on the other end of the floor.

Each team also had its share of heroic individual performances. Duke's Alison Day scored 37 points and guard Kira Orr poured in 30. The Tide countered with an unbelievable performance by all-time great center Yolanda Watkins, who scored 38. All-American Niesha Johnson registered a triple-double, scoring 28 points to go with 14 assists and 12 rebounds. The amazing Johnson played a mind-boggling 28 minutes and



(Above): Niesha Johnson's 23-foot three-pointer at the end of regulation tied the game at 81 and forced the first of what would be four overtime frames in one of the most memorable women's basketball games in NCAA history.

39 seconds with four fouls.

But for all of the gaudy offensive numbers being thrown about the Coliseum floor that night, it was a defensive stop with 19 seconds to go in regulation that might have saved the day for the Tide. With Duke leading, 81-78, with the ball, Alabama's Marlene Stevenson stepped in front of a driving Orr and drew a charge, taking away an Orr basket and giving Alabama one last shot.

Johnson, the All-American guard, responded, nailing perhaps the most important shot of her career on the ensuing possession. She drained a 23-foot three-pointer with just 1.6 seconds remaining to force the first overtime.

"When I shot it, I thought it went to the left," Johnson said. "I'm just glad it grabbed the rim."

Her supply of heroics hadn't run out yet though. She sank two free throws with 2.2 seconds left in the first overtime to tie the score and

nailed a jumper with 49 seconds to play in the third overtime that forced the deciding frame.

After the Tide jumped out to a seven-point lead in the fourth overtime session, Johnson gave her team a four-point lead with two key free throws with eight seconds to play. Those charity shots came in handy after Day hit her third trey of the game to pull the Blue Devils within one point with 10 seconds to play.

Alabama was able to run out the clock, though, sealing the game for the Tide.

And even though the clock finally hit zeroes for the final time, the memories of that special night lingered on for all involved. For the 20 exhausted players and their coaches, it was 60 minutes of the most intense, most pressure-packed and most exciting basketball they would ever play.

"I didn't really think about the way I was feeling physically," Watkins said. "I just thought about the plays. I told myself I had to stay in the game."

Unfortunately for the Tide, the season ended in the next round when Alabama ran into the 1995 UConn team that steamrolled its way to the NCAA Championship with an undefeated record and a roster that boasted Jen Rizzotti, Nykesha Sales and Rebecca Lobo.

There are times in sports when everything falls into place and a simple game played between two lines on a hardwood floor can transfix everyone involved, if only for a few hours. Those moments are what athletic competition is all about. For the Crimson Tide women's basketball program, that night was March 18, 1995.

Perhaps Moody summed it up best.

"It was simply the most exciting basketball game I have ever seen."





**TOTAL APPEARANCES:** 10    **NCAA TOURNAMENT RECORD:** 16-10 (11-0 at home)  
**REGIONAL CHAMPIONSHIPS:** (1) Midwest Regional, 1994

## Alabama's NCAA Tournament Games

### Alabama in the Final National Rankings

	AP	WBCA/ Coaches
1984	12	—
1992	18	17
1993	NR	25
1994	16	4
1995	13	13
1996	10	11
1997	8	11
1998	11	11
1999	22	25

#### Highest Regular Season Ranking:

2 USA Today (Nov. 12 & Nov. 18, 1996)  
 2 AP (Nov. 12, 1996)

### NCAA Tournament Awards

#### TEAM HONORS

##### Final Four Appearances

1994 National semifinal game

##### Regional Championships

1994 Midwest Regional

##### INDIVIDUAL HONORS

##### Final Four All-Tournament

1994 Betsy Harris

##### Regional MVP

1994 Betsy Harris (Midwest Regional)

##### Regional All-Tournament

1994 Niesa Johnson Midwest Regional

Yolanda Watkins

1996 Shalonda Enis West Regional

\* **NCAA Tournament Note:** The 1994 team was first UA team, men's or women's, to make the NCAA Elite Eight

Year	Round	W/L	Opponent	Site	Score	Field
1984	First (Midwest)	W	Central Michigan	Mt. Pleasant, Mich.	78-70	32 Teams
	Sweet 16	L	Tennessee	Knoxville, Tenn.	65-58	
			<b>Coach:</b> Ken Weeks	<b>Final Record:</b> 23-9		
1988	First (Midwest)	L	South Carolina	Columbia, S.C.	77-63	48 Teams
			<b>Coach:</b> Lois Myers	<b>Final Record:</b> 18-10		
1992	First (Midwest)	W	Tennessee Tech	Tuscaloosa, Ala.	100-87	48 Teams
	Second	L	Western Kentucky	Bowling Green, Ky.	98-68	
			<b>Coach:</b> Rick Moody	<b>Final Record:</b> 23-7		
1993	First (Midwest)	W	Georgia Southern	Tuscaloosa, Ala.	102-70	48 Teams
	Second	L	North Carolina	Chapel Hill, N.C.	74-73 OT	
			<b>Coach:</b> Rick Moody	<b>Final Record:</b> 22-9		
1994	First (Midwest)	W	Oregon State	Tuscaloosa, Ala.	96-86	64 Teams
	Second	W	Iowa	Iowa City, Iowa	84-78	
	Sweet 16	W	Texas Tech	Austin, Texas	73-68	
	Elite Eight	W	Penn State	Austin, Texas	96-82	
	Final Four	L	Louisiana Tech	Richmond, Va.	69-66	
			<b>Coach:</b> Rick Moody	<b>Final Record:</b> 26-7		
1995	First (East)	W	Mount St. Mary's	Tuscaloosa, Ala.	82-55	64 Teams
	Second	W	Duke (20)	Tuscaloosa, Ala.	121-120 (4 OT)	
	Sweet 16	L	Connecticut (1)	Storrs, Conn.	87-56	
			<b>Coach:</b> Rick Moody	<b>Final Record:</b> 22-9		
1996	First (West)	W	Appalachian State	Tuscaloosa, Ala.	95-66	64 Teams
	Second	W	N.C. State (23)	Tuscaloosa, Ala.	88-68	
	Sweet 16	L	Stanford (3)	Seattle, Wash.	78-76, OT	
			<b>Coach:</b> Rick Moody	<b>Final Record:</b> 24-8		
1997	First (East)	W	Saint Francis	Tuscaloosa, Ala.	94-50	64 Teams
	Second	W	St. Joseph's	Tuscaloosa, Ala.	61-52	
	Sweet 16	L	Notre Dame (15)	Columbia, S.C.	87-71	
			<b>Coach:</b> Rick Moody	<b>Final Record:</b> 25-7		
1998	First (Midwest)	W	UNC Greensboro	Tuscaloosa, Ala.	94-46	64 Teams
	Second	W	UCLA (25)	Tuscaloosa, Ala.	75-74	
	Sweet 16	L	Louisiana Tech (4)	Lubbock, Texas	71-57	
			<b>Coach:</b> Rick Moody	<b>Final Record:</b> 24-10		
1999	First (Midwest)	W	Grambling State	Chapel Hill, N.C.	80-68	64 Teams
	Second	L	North Carolina (11)	Chapel Hill, N.C.	70-56	
			<b>Coach:</b> Rick Moody	<b>Final Record:</b> 20-11		

### Women's National Invitation Tournament (WNIT) Appearances

1977	Eighth Place (0-3) - Amarillo, Texas (Lost to Wayland Baptist 99-85, Belmont 88-73, Indiana State 84-75)
2000	First Round (0-1) Lost 70-68 at Chattanooga
2001	Second Round (1-1) def. Memphis (77-67); lost at UAB (84-72)
2002	Quarterfinal (2-1) def. Missouri (68-67); def. Eastern Kentucky (99-77); lost at Michigan State (79-61)

# NCAA TOURNAMENT HIGHLIGHTS

## Team Highs

### POINTS

121	vs Duke (1995)
102	vs Georgia Southern (1993)
100	vs Tennessee Tech (1992)
96	vs Oregon State (1994)
96	vs Penn State (1994)

### FIELD GOALS MADE

44	vs Duke (1995)
42	vs Georgia Southern (1993)
39	vs Tennessee Tech (1992)
38	vs Appalachian State (1996)
35ix	vs St. Francis (1997)
36	vs UNC Greensboro (1998)

### FIELD GOALS ATTEMPTED

114	vs Duke (1995)
87	vs Georgia Southern (1993)
75	vs St. Francis (1997)
75	vs Notre Dame (1997)
74	vs UNC Greensboro (1998)
73	vs Tennessee Tech (1992)
73	vs Oregon State (1994)
73	vs Appalachian State (1996)

### 3-POINTERS MADE

11	vs Tennessee Tech (1992)
10	vs Duke (1995)
9	vs Georgia Southern (1993)
9	vs North Carolina State (1996)
8	vs Sixteams (Last - UNC-Greensboro, 1998)

### 3-POINTERS ATTEMPTED

52	vs Duke (1995)
34	vs Western Kentucky (1992)
29	vs Tennessee Tech (1992)
27	vs Connecticut (1995)
27	vs Notre Dame (1997)

### FREE THROWS MADE

35	vs Grambling State (1999)
24	vs Penn State (1994)
23	vs Duke (1995)
22	vs Central Michigan (1984)
22	vs Oregon State (1994)

### FREE THROWS ATTEMPTED

48	vs Grambling State (1999)
34	vs Oregon State (1994)
30	vs Central Michigan (1984)
30	vs Penn State (1994)
30	vs Duke (1995)

### REBOUNDS

59	vs Grambling State (1999)
59	vs Georgia Southern (1993)
59	vs Duke (1995)
53	vs Texas Tech (1994)
51	vs Mount St. Mary's (1995)
51	vs UNC Greensboro (1998)

### ASSISTS

23	vs Tennessee Tech (1992)
22	vs Georgia Southern (1993)
22	vs Oregon State (1994)
21	vs Duke (1995)
20	vs St. Francis (1997)
20	vs UNC Greensboro (1998)

## Individual Highs

### POINTS

33	Yolanda Watkins (Duke - 1995)
32	Shalonda Enis (App. State - 1996)
31	Dominique Canty (App. State - 1996)
31	Linda Burgess (Tennessee Tech - 1992)
30	Shalonda Enis (Stanford - 1996)
29	Yolanda Watkins (North Carolina - 1993)
28	Niesha Johnson (Duke - 1995)
28	Dominique Canty (UCLA - 1998)
26	Shalonda Enis (Notre Dame - 1997)
25	Betsy Harris (Penn State - 1994)
25	Yolanda Watkins (Ga. Southern - 1993)
25	Dominique Canty (UNC G'boro - 1998)

### FIELD GOALS MADE

14	Dominique Canty (Appal. St. - 1996)
14	Linda Burgess (Tennessee Tech - 1992)
13	Yolanda Watkins (Duke - 1995)
13	Shalonda Enis (Appalachian St. - 1996)
11	Laura Vaughn (South Carolina - 1988)
11	Shalonda Enis (Stanford - 1996)

### FIELD GOALS ATTEMPTED

27	Niesha Johnson (Duke - 1995)
24	Shalonda Enis (Stanford - 1996)
24	Dominique Canty (La. Tech - 1998)
22	Tracey Rutledge (South Carolina - 1988)
21	Linda Burgess (Tennessee Tech - 1992)
21	Yolanda Watkins (Duke - 1995)
21	Dominique Canty (Appal. St. - 1996)
21	Dominique Canty (UCLA - 1998)

### 3-POINTERS MADE

6	Betsy Harris (Iowa - 1994)
5	Niesha Johnson (Tennessee Tech - 1992)
5	Shalonda Enis (Notre Dame - 1997)
4	Nine players (Last: Brittney Ezell vs UCLA - 1998)

### 3-POINTERS ATTEMPTED

18	Niesha Johnson (Duke - 1995)
12	Betsy Harris (Western Kentucky - 1992)
11	Niesha Johnson (Tennessee Tech - 1992)
10	Betsy Harris (Iowa - 1994)
10	Brittney Ezell (Duke - 1995)
9	Betsy Harris (Georgia Southern - 1993)
9	Betsy Harris (Penn State - 1994)
9	Brittney Ezell (UCLA - 1998)

### FREE THROWS MADE

14	Shondra Johnson (Grambling - 1999)
9	Dominique Canty (Grambling - 1999)
9	Carol Smith (Tennessee - 1984)
9	Yolanda Watkins (North Carolina - 1993)
9	Shalonda Enis (N. Carolina St. - 1996)

### FREE THROWS ATTEMPTED

16	Shondra Johnson (Grambling - 1999)
14	Yolanda Watkins (N. Carolina - 1993)
12	Dominique Canty (Grambling - 1999)
11	Yolanda Watkins (Oregon State - 1994)
10	Five times (Last: Latrish Jones, vs Grambling - 1999)

### REBOUNDS

17	Yolanda Watkins (La. Tech - 1994)
16	Linda Burgess (Tennessee Tech - 1992)
13	Dominique Canty (Grambling - 1999)
12	Carol Smith (Central Michigan - 1984)
12	Laura Head (South Carolina - 1988)
12	Yolanda Watkins (N. Carolina - 1993)
12	Niesha Johnson (Duke - 1995)
12	Yolanda Watkins (Duke - 1995)

### ASSISTS

14	Niesha Johnson (Duke - 1995)
11	Niesha Johnson (Tennessee Tech - 1992)
11	Niesha Johnson (Ga. Southern - 1993)
10	Niesha Johnson (Texas Tech - 1994)
10	Brittney Ezell (UNC Greensboro - 1998)

### BLOCKED SHOTS

6	Yolanda Watkins (Penn State - 1994)
4	Yolanda Watkins (La. Tech - 1994)
3	Linda Burgess (Tennessee Tech - 1992)
3	Yolanda Watkins (Mt. St. Mary's - 1995)
3	Tausha Mills (UNC-Greensboro - 1998)

### STEALS

5	C.C. Mooror (Central Michigan - 1984)
5	Betsy Harris (North Carolina - 1993)
5	Niesha Johnson (North Carolina - 1993)
5	Madonna Thompson (Oregon St. - 1994)
5	Betsy Harris (Texas Tech - 1994)
5	Niesha Johnson (Duke - 1995)
5	Brittney Ezell (UCLA - 1998)

## MISCELLANEOUS HIGHS

### MOST PLAYERS WITH DOUBLE-FIGURE POINTS

Six vs Oregon State (1994)

### EVERY STARTER WITH DOUBLE FIGURE POINTS

Once vs Penn State (1994)

### TWO PLAYERS WITH 30+ POINTS IN SAME GAME

Shalonda Enis (32) and Dominique Canty (31) vs Appalachian State (1996)



# Crimson Tide NCAA Tournament Teams

## 1998-99 • Second Round

**Overall Record: 20-11**

Dominique Canty, the most prolific scorer in school history, carried the Tide to its eighth straight NCAA Tournament appearance and its eighth 20-win season in 1998-99. Canty, who finished her career as the leading scorer in program history, poured in 19.7 per game, one of only two Tide players to score in double figures for the season.

Her heroics helped carry the Tide to a great start, as Alabama jumped out of the gates winning seven straight. League play was a bit more difficult, as the team faced seven ranked opponents in the SEC en route to a 7-7 finish.

UA won six of its last seven heading into the postseason, with its only loss coming to No. 2 Tennessee in the SEC Tournament. The Tide beat Grambling, 80-68, to open the NCAA Tournament and moved on to face North Carolina in the second round. The Tar Heels were too much and sent the Tide home with a 70-56 defeat on North Carolina's home floor.

**Leading Scorers:**

Dominique Canty	19.7
Kaundra Williams	10.8
LaToya Caudle	8.9
Shondra Johnson	8.4

**Leading Rebounders:**

LaToya Caudle	8.2
Dominique Canty	7.5
Latrish Jones	6.8
Joni Crenshaw	4.7



**1998-99 Roster**

No.	Name	Pos.	Class	Ht.
4	Jones, Latrish	C	Sr.	6-0
10	Canty, Dominique	G	Sr.	5-10
11	Hunter, Shun	F	Fr.	5-11
12	Carruth, Nicole	G	Soph.	5-8
15	Croyle, Reagan	F	Soph.	6-1
20	Vice, Beth	G/F	Fr.	5-11
21	Johnson, Shondra	G	Fr.	5-9
22	Belcher, Kari	G	Jr.	5-4
30	Williams, Kaunda	G	Jr.	5-8
33	Crenshaw, Joni	F/C	Soph.	6-1
34	Prescott, Nikki	F/C	Fr.	6-2
42	Vaughan	C	Fr.	6-4
44	Caudle, LaToya	C	Sr.	6-3
45	Cartwell, LaNisha	F	Fr.	6-2
53	Jones, Jaqui	F	Jr.	5-10

## 1997-98 • Sweet 16

**Overall Record: 24-10**

Despite losing Yolanda Watkins and Shalonda Enis to graduation, Rick Moody had Dominique Canty, a scoring machine, back for the 1997-98 campaign with hopes of making another postseason run.

In the regular season, the Tide had to fight hard to earn its 22 wins. Alabama played in three overtime games, losing all of them, to enter the SEC season with four losses. The team learned its lessons, however, and got hot during the conference season, ripping off a five-game win streak in January and a six-game stretch in February to earn a 10-4 mark in the SEC, tying the mark for most league wins set by the 1996-97 Tide team.

Alabama earned wins over five ranked teams, including one over Auburn and two over highly-rated Florida. The Tide forced 607 turnovers, an average of nearly 18 a game. The defensive effort helped make up for a slower scoring attack that saw the team average 76.4 points, slightly off the torrid pace set by some of Moody's earlier teams.

The Tide beat UNC-Greensboro handily in the first round and outlasted No. 25 UCLA in the second round, both in Tuscaloosa. Perennial rival Louisiana Tech once again dashed the Alabama hopes, however, as the fourth-ranked Lady Monarchs beat Alabama, 71-57, in Lubbock, Texas, to end the season.

**Leading Scorers:**

Dominique Canty	21.5
Tausha Mills	12.3
Brittney Ezell	11.0
Joni Crenshaw	5.5

**Leading Rebounders:**

Dominique Canty	7.1
Tausha Mills	7.1
Pam Duncan	4.5
Latrish Jones	4.1



**1997-98 Roster**

No.	Name	Pos.	Class	Ht.
4	Jones, Latrish	C	Jr.	6-0
5	Mills, Tausha	C	Sr.	6-2
10	Canty, Dominique	G	Jr.	5-10
12	Carruth, Nicole	G	Fr.	5-8
14	Blesch, Becky	G	Fr.	5-10
15	Croyle, Reagan	F	Fr.	6-1
23	Duncan, Pam	G	Sr.	5-11
25	Ezell, Brittney	G	Sr.	5-5
32	Goss, Leah	G	Sr.	5-9
33	Crenshaw, Joni	F/C	Fr.	6-1
42	Holtzclaw, Kidada	G	Sr.	5-10
44	Caudle, LaToya	C/F	Jr.	6-3
53	Jones, Jaqui	G/F	Soph.	5-10

# Crimson Tide NCAA Tournament Teams

## 1996-97 • Sweet 16

**Overall Record: 25-7**

With Shalonda Enis and Dominique Canty to lead the way, along with Yolanda Watkins, who rejoined the Tide after missing the 1995-96 season with a knee injury, the 1996-97 team was poised for another postseason run.

After losing two early games to Stanford and North Carolina State, teams the Tide had faced in the 1996 NCAA Tournament, Alabama ran off 14 straight, setting a school record for consecutive wins in a single season. The Tide went 8-5 against ranked teams during the season, beating No. 4 Georgia in late January.

Enis led the team in scoring, with 17 points per game, and on the boards, with an 8.9 rebound per game average. Canty scored 16.1 points per game, while gritty point guard Brittney Ezell dished 143 assists. The Tide beat St. Francis and St. Joseph's in rounds one and two before falling to No. 15 Notre Dame in the Sweet Sixteen round.

### Leading Scorers:

Shalonda Enis	17.0
Dominique Canty	16.1
Yolanda Watkins	11.1
Tausha Mills	7.8

### Leading Rebounders:

Shalonda Enis	8.9
Yolanda Watkins	7.3
Dominique Canty	7.3
Tausha Mills	4.8



**1983-84 Roster**

No.	Name	Pos.	Class	Ht.
00	Caudle, LaToya	P/F	Jr.	6-3
3	Enis, Shalonda	P/F	Sr.	6-1
4	Jones, Latrish	P	Soph.	6-0
5	Mills, Tausha	P	Jr.	6-2
10	Canty, Dominique	G	Soph.	5-10
12	Carruth, Nicole	G	Fr.	5-8
15	Croyle, Reagan	F	Fr.	6-1
23	Duncan, Pam	G	Jr.	5-11
24	Teeple, Jenniser	G	Sr.	5-7
25	Ezell, Brittney	G	Jr.	5-5
30	Baragry, Rebecca	PG	Jr.	5-8
32	Monteith, Leah	G	Jr.	5-9
33	Crosslin, Cara	F/G	Sr.	5-11
42	Holtzclaw, Kidada	G	Jr.	5-10
53	Jones, Jaqui	G/F	Fr.	5-10
54	Watkins, Yolanda	C	Sr.	6-2

## 1995-96 • Sweet 16

**Overall Record: 24-8**

For the first time in awhile, expectations were low for the 1995-96 Alabama team. Three starters had graduated and Yolanda Watkins was out for the year after a season-ending knee injury. The only returner was Brittney Ezell, a sophomore, leading critics to pick the Tide eighth in the SEC in the preseason. The unknowns in the Tide lineup, however, turned out to be gems.

Shalonda Enis and Dominique Canty burst on to the SEC scene to lead the Tide to a third place finish in the league and an SEC Championship appearance against Tennessee. Enis' offensive heroics were nothing short of amazing. She averaged 23.9 points and 9.5 rebounds per game, more than filling the shoes of Watkins. Canty, who would go on to become the school's all-time leading scorer, earned SEC Tournament MVP honors despite having played on the losing team, an indication of things to come for the freshman from Chicago.

Behind Canty, who scored 31 points, the Tide blew past Appalachian State, 95-66 and beat North Carolina State by 20 to set up a matchup with Stanford in the Regionals. The Cardinal was too much, unfortunately, and sent UA home with a two-point win in Seattle. The 1995-96 team set a school record at the time by facing 13 ranked teams, winning six, including a sweep of instate rival Auburn.

### Leading Scorers:

Shalonda Enis	23.9
Dominique Canty	14.6
Brittney Ezell	8.2
Pam Duncan	7.2

### Leading Rebounders:

Shalonda Enis	9.5
Dominique Canty	6.8
Pam Duncan	4.8
Latrish Jones	4.5



**1995-96 Roster**

No.	Name	Pos.	Class	Ht.
3	Enis, Shalonda	P	Jr.	6-1
4	Jones, Latrish	P	Fr.	6-0
10	Canty, Dominique	G	Fr.	5-10
22	Smith, Sarah	F/C	Jr.	6-1
23	Duncan, Pam	G	Fr.	5-11
24	Teeple, Jennifer	F	Jr.	5-7
25	Ezell, Brittney	G	Fr.	5-5
32	Monteith, Leah	G	Fr.	5-9
33	Crosslin, Cara	F	Soph.	5-11
42	Holtzclaw, Kidada	G	Fr.	5-10
43	Lacey, Amber	P	Jr.	6-2
53	Jones, Jaqui	G/F	Fr.	5-10
54	Watkins, Yolanda	C	Jr.	6-2

# Crimson Tide NCAA Tournament Teams

## 1994-95 • Sweet 16

**Overall Record: 22-9**

The 1994-95 team faced the unenviable task of following up on the program's first Final Four appearance and all of the expectations that go along with those lofty standards. The Tide roster still had star power, with Niesa Johnson and Yolanda Watkins returning, but new players would have to step up for Rick Moody and his team.

Alabama got off to the right start, opening with nine-straight wins, including victories over Arkansas and Notre Dame. The Tide went 8-5 in the SEC to finish third, one place higher than the 1993-94 Final Four team had finished the previous year. UA went in to the NCAA Tournament red-hot, having been winners of five of its last six, with the only loss coming to No. 2 Tennessee in the SEC Tournament.

Duke was the opponent in the NCAA Second round game on March 18, 1995, in Coleman Coliseum on a night that will never be forgotten. The teams finished regulation tied at 81 apiece and went on for three more overtime frames before UA finally pulled away in overtime number four, 121-120. The game set several NCAA Tournament records that still stand, including most points and most periods. Alabama's run ended five days later with a loss to UConn, a team that went on to win the 1995 NCAA Tournament with an undefeated record behind Jen Rizzotti, Nykesha Sales and Rebecca Lobo.

**Leading Scorers:**

Niesa Johnson	21.1
Yolanda Watkins	16.0
Madonna Thompson	7.2
Nanae Daniels	7.0

**Leading Rebounders:**

Yolanda Watkins	9.2
Niesa Johnson	6.0
Marlene Stevenson	5.3
Pam Duncan	3.9



1994-95 Roster

No.	Name	Pos.	Class	Ht.
3	Tice, Tonya	G	Jr.	5-5
4	Daniels, Nanae	F	Sr.	6-1
12	Thompson, Madonna	G	Sr.	5-7
20	Johnson, Niesa	G	Sr.	5-9
22	Smith, Sara	F/C	Jr.	6-1
23	Duncan, Pam	G	Fr.	5-11
24	Koonce, Carla	F	Sr.	5-9
25	Ezell, Brittney	G	Fr.	5-5
30	Fuller, Shondra	F	Jr.	6-0
31	Stevenson, Marlene	F	Sr.	6-0
32	Monteith, Leah	G	Fr.	5-9
33	Crosslin, Cara	F	Soph.	5-11
42	Holtzclaw, Kidada	G	Fr.	5-10
54	Watkins, Yolanda	F/C	Jr.	6-2

## 1993-94 • Final Four

**Overall Record: 26-7**

The Alabama roster was loaded again for head coach Rick Moody heading into the 1993-94 season, with superstars Niesa Johnson and Yolanda Watkins returning along with deadeye shooter Betsy Harris. The team was determined to make up for the gut-wrenching loss to North Carolina in the NCAA Tournament, and make up for it they did.

Despite the emotional loss of with the sudden death of assistant Dottie Kelso prior to the season, UA jumped out of the gates, winning its first eight and 11 of its first 12. Alabama was 12-1 on its home floor and finished with a 7-4 mark in the SEC.

Oregon State was the first Alabama victim at home in the NCAA Tournament. Alabama went to No. 13 Iowa and beat the Hawkeyes by six in Iowa City to earn a trip to the Sweet Sixteen in Austin, Texas. Facing them was defending national champion Texas Tech, who was dispatched by a five-point margin to advance the Tide to the Elite Eight for the first time in school history. Two days later, UA overpowered No. 2 Penn State to earn a trip to the Final Four in Richmond, Va.

Alabama squared off with Louisiana Tech in the national semifinal, a team the Tide had beaten by 22 in December. The Lady Monarchs were too much, though, handing Alabama a three-point loss to end the historic season.

**Leading Scorers:**

Yolanda Watkins	15.0
Niesa Johnson	15.0
Betsy Harris	14.2
Madonna Thompson	7.7

**Leading Rebounders:**

Yolanda Watkins	9.7
Niesa Johnson	5.5
Marlene Stevenson	5.2
Shondra Fuller	4.8



1993-94 Roster

No.	Name	Pos.	Class	Ht.
02	Walls, Monique	G/F	Jr.	5-8
04	Daniels, Consuelo	F	Jr.	6-1
10	Yeniley, Aycan	G	Soph.	5-7
12	Thompson, Madonna	G	Jr.	5-7
15	Alexander, Sharrona	F	Sr.	5-10
20	Johnson, Niesa	G	Jr.	5-9
21	Harris, Betsy	G	Sr.	5-10
22	Smith, Sarah	F/C	Soph.	6-1
23	Crenshaw, Camillia	G	Sr.	5-8
24	Koonce, Carla	F	Jr.	5-9
30	Fuller, Shondra	F	Soph.	6-0
31	Stevenson, Marlene	F	Jr.	6-0
32	Monteith, Leah	G	Fr.	5-9
54	Watkins, Yolanda	F/C	Soph.	6-2



# Crimson Tide NCAA Tournament Teams

## 1992-93 • Second Round

**Overall Record: 22-9**

Hopes were high for the 1992-93 team that returned superstar Niesa Johnson and several other key players off of the 1991-92 NCAA Tournament team. Unfortunately, the season did not begin as well as had been hoped.

The Tide stumbled to a 3-3 start while facing a brutal schedule that included four of eight games against NCAA Tournament teams from the previous year. The turning point came in January, though, when the Tide put together a five-game win streak that included the program's first ever in Baton Rouge over LSU.

Johnson proved her 1991-92 season was no fluke, as she led the SEC in assists and steals while scoring 16.1 points. Highly touted freshman Yolanda Watkins made an auspicious debut, averaging 14.6 points and a team-high 8.6 rebounds per game.

Head coach Rick Moody's offense was as explosive as ever, as his team led the nation in three-pointers made per game (7.6) and finished second in the NCAA in scoring, averaging 86.7 points per outing. The Tide surpassed the century mark eight times, including a 122-point outburst against Oral Roberts, setting a single-game record that still stands.

Alabama beat Georgia Southern handily in the opening round, but fell in a heartbreaking overtime game, 74-73, in Chapel Hill.



### Leading Scorers:

Niesa Johnson	16.1
Yolanda Watkins	14.8
Betsy Harris	12.5
Marlene Stevenson	9.5

### Leading Rebounders:

Yolanda Watkins	8.6
Marlene Stevenson	7.3
Niesa Johnson	5.3
Betsy Harris	3.5

### 1992-93 Roster

No.	Name	Pos.	Class	Ht.
5	Del-Valle, Melissa	G	Sr.	5-6
10	Yeniley, Aycan	G	Fr.	5-7
12	Thompson, Madonna	G	Soph.	5-7
15	Alexander, Sharrona	F	Jr.	5-10
20	Johnson, Niesa	G	Soph.	5-9
21	Harris, Betsy	G	Jr.	5-10
22	Smith, Sarah	F/C	Fr.	6-1
23	Crenshaw, Camilla	G	Jr.	5-8
24	Koonce, Carla	F	Soph.	5-9
30	Fuller, Shondra	F	Fr.	6-0
31	Stevenson, Marlene	F	Fr.	6-0
44	Claybrook, Leslie	F	Sr.	6-0
54	Watkins, Yolanda	F/C	Fr.	6-2

## 1991-92 • Second Round

**Overall Record: 23-7**

When Rick Moody took the reins in Tuscaloosa prior to the 1989-90 season, he brought a high-flying offensive attack and an attacking full-court style of play that forced opponents to play all 94 feet of the floor. No team epitomized that style of play like the 1991-92 team, the first of Moody's eight NCAA Tournament squads during his tenure with the Tide.

Led by superstars Linda Burgess and Niesa Johnson, who would later become Alabama's first All-American first-team honoree, the 1991-92 squad scorched the nets throughout the year. The team averaged 87.9 points per game, a single-season record that still stands. The Tide scored 100 points a record 10 times, including a 105-point effort in a victory over Georgia. Alabama went 10-1 at home and 10-4 on the road during the regular season to finish third in the SEC.

Burgess averaged 20.3 points per game, while Johnson poured in 16.3 per outing. The duo also led the Tide on the boards, with Burgess averaging 8.2 rebounds per game and Johnson tallying 7.1. Johnson earned National Freshman of the Year accolades and Burgess earned All-SEC and honorable mention All-American honors.

The Tide ran past Tennessee Tech in the first NCAA Tournament game at home in school history, but didn't have enough to outscore Western Kentucky who went on to earn runner-up honors after losing to Stanford in the 1992 NCAA Championship game.



### Leading Scorers:

Linda Burgess	20.3
Niesa Johnson	16.3
Betsy Harris	11.0
Amy Lannom	9.8

### Leading Rebounders:

Linda Burgess	8.2
Stacey Franklin	7.3
Niesa Johnson	7.1
Marlene Stevenson	4.2

No.	Name	Pos.	Class	Ht.
5	Del-Valle, Melissa	G	Jr.	5-6
10	Lannom, Amy	G	Sr.	5-3
11	Burrow, Rozetha	F	Jr.	5-9
12	Thompson, Madonna	G	Jr.	5-7
15	West, Barbara Ann	G/F	Sr.	5-10
20	Johnson, Niesa	G	Fr.	5-9
21	Harris, Betsy	G	Soph.	5-10
23	Crenshaw, Camilla	G	Soph.	5-8
24	Koonce, Carla	F	Sr.	5-9
31	Stevenson, Marlene	F	Fr.	6-0
42	Burgess, Linda	F	Sr.	6-1
44	Claybrook, Leslie	F	Jr.	6-0
50	Franklin, Stacey	F	Sr.	5-1

# Crimson Tide NCAA Tournament Teams

## 1987-88 • Second Round

**Overall Record: 18-10**

Despite 20 wins in 1985-86 and 19 over the 1986-87 campaign, the Crimson Tide found themselves on the outside looking in when the NCAA Tournament field was announced. However, after an 17-10 regular season under third-year head coach Lois Myers, Alabama found itself among the 40-team bracket for the second time in school history in 1987-88.

The team earned the bid on the strength of two wins over ranked teams, including an upset of No. 10 Ole Miss, Alabama's first victory over the Rebels in nearly four years. The Tide finished just 5-4 in the SEC, but the league was loaded and included four teams, Tennessee, Georgia, Auburn and Ole Miss, that spent time in the nation's top 10.

Myers directed a balanced offensive attack in 1987-88, with four players averaging in double figures in scoring and no individual who scored more than 14.5 points per game. In the first year of the three-point line in intercollegiate basketball, sharp-shooting guards Tracey Rutledge and Shelly Pyles led the way. Laura Heard led the team on the boards, while Laura Vaughn averaged 13 points and 6.1 rebounds on the year.

Unfortunately the postseason bid was short-lived, as the Tide bowed out to South Carolina in Columbia, 77-63 to end the season.



### 1987-88 Roster

No.	Name	Pos.	Class	Ht.
10	Rutledge, Tracy	G	Jr.	5-6
13	Moore, Tina	F/G	Sr.	5-7
14	Gonzalez, Michelle	G	Fr.	5-3
20	Williams, Johna	F/G	Soph.	5-10
22	Beaty, Julie	G	Soph.	5-7
23	Heard, Laura	F	Soph.	5-9
24	Braden, Sissy	F	Soph.	5-11
25	Pyles, Shelly	G	Sr.	5-5
30	Meier, Stephanie	F/G	Soph.	5-9
34	Smith, Michelle	C/F	Fr.	6-3
35	Bowden, Tracy	F	Fr.	6-3
43	Carden, Stacey	G	Fr.	5-9
44	Willis, Kendra	F/C	Fr.	6-0
52	Vaughn, Laura	F/C	Fr.	6-1

### Leading Scorers:

Tracy Rutledge	14.5
Laura Vaughn	13.0
Laura Heard	11.0
Shelly Pyles	10.3

### Leading Rebounders:

Laura Heard	7.1
Laura Vaughn	6.1
Tina Moore	4.2
Michelle Smith	3.8

## 1983-84 • Second Round

**Overall Record: 23-9**

Heading into the 1983-84 campaign, the Crimson Tide was looking for its breakthrough season. The program, officially recognized for the first time for the 1974-75 season, had seen its share of success. Twenty-win years in 1977-78 and 1980-81 were already in the books, but the Tide was looking for its first NCAA Tournament bid under third-year head coach Ken Weeks.

The 1983-84 squad delivered on that wish, racking up 23 wins, including victories over six ranked teams during the regular season. Alabama opened up 10-1 to begin the year and won 15 of its first 17 before a four-game slide in mid-January. The Tide finished strong, though, winning eight of the final 11, including an upset over No. 10 Tennessee in the SEC Tournament. Alabama won its first-ever NCAA Tournament game, on the road against Central Michigan, before losing the rematch with the Lady Vols in Knoxville on March 23 to end the historic season.

Cassandra Crumpton, who became the school's first All-American in 1982-83, was the team leader, averaging 17.4 points per game. Carol Smith, one of the best post players in school history, averaged 16.2 points and 7.3 rebounds per game, while forward Justina Smith scored 12.2 points per outing. The team was an efficient offensive unit that converted 47.8 percent of its field goal attempts, the third best percentage for any team in Alabama history.



### 1983-84 Roster

No.	Name	Pos.	Class	Ht.
12	Kittie Hines	G	Soph.	5-6
13	Audrey Gavin	G	Soph.	5-10
14	Pam Timmerman	F	Soph.	6-0
20	Dottie Kelso	G/F	Sr.	5-9
24	Sandra Rushing	G	Soph.	5-8
30	Justina Smith	C/F	Soph.	6-3
34	Terri Hillard	G	Sr.	5-10
43	Carol Smith	C/F	Soph.	6-3
44	Cassandra Crumpton	F	Sr.	5-11
45	Angie Shelton	G	Sr.	5-8
52	DeeDee Dubose	C	Soph.	6-3
53	DeeDee Davis	C	Fr.	6-3

### Leading Scorers:

Cassandra Crumpton	17.4
Carol Smith	16.2
Justina Smith	12.2
Terri Hillard	8.0

### Leading Rebounders:

Justina Smith	8.2
Carol Smith	7.3
Cassandra Crumpton	5.8
Terri Hillard	4.9

# Crimson Tide WNIT Teams

## 2001-02 • Quarterfinals

**Overall Record: 19-12**

In the Tide's most recent post-season appearance, head coach Rick Moody led his team to a post-season tournament for the 11th consecutive year. It was Alabama's fourth WNIT appearance in school history and the third in as many seasons.

Moody's team won three straight to open the season and went on another six-game win streak in December prior to SEC play opened at Kentucky. A brutal stretch came in January, when UA went up against four-straight ranked opponents in the league, including No. 7 Vanderbilt and second-ranked Tennessee in consecutive outings.

The Tide did get a win over a ranked opponent later in the year, handing No. 25 Mississippi State a loss in Tuscaloosa on Feb. 7. Alabama finished with a 7-7 record in the league but had to face 24th-rated Georgia in the SEC Tournament and lost to the Bulldogs by four.

In the WNIT, Alabama beat Missouri in the opening round in Columbia and dominated Eastern Kentucky, 99-77, in the second round. Michigan State was too much for the Tide, though, in the quarterfinals and ended the season with a 79-61 loss in East Lansing.

Senior Shondra Johnson capped her career by leading the team in scoring and fellow senior LaNisha Cartwell led the team on the boards for the second straight year. The 2001-02 unit led the SEC in three-point shooting percentage, knocking down 40.1 percent as a team.

**Leading Scorers:**

Shondra Johnson	14.8
Beth Vice	12.0
LaNisha Cartwell	11.7
Katie Sipe	8.4

**Leading Rebounders:**

LaNisha Cartwell	5.0
Shondra Johnson	4.8
Beth Vice	4.1
Jamilah Johns	3.7



**2001-02 Roster**

No.	Name	Pos.	Class	Ht.
2	Donyel Wheeler	G	Fr.	5-3
4	Sparkle Smith	F	Sr.	5-3
10	Mivvi Strickland	F	Fr.	6-1
11	Shun Hunter	F	Jr.	5-11
15	Manisha Redus	G	Soph.	5-7
20	Beth Vice	G	Jr.	5-11
21	Shondra Johnson	G	Sr.	5-9
22	"Capper" Reed	G	Soph.	5-4
23	Oreal Taylor	F	Soph.	5-10
24	Monique Bivins	G	Fr.	5-9
25	Katie Sipe	G	Fr.	5-10
32	Natasha Gamble	F/C	Fr.	6-0
34	Leigh Papisan	F/C	Fr.	6-1
42	Jamilah Johns	C	Jr.	6-4
45	LaNisha Cartwell	C	Sr.	6-2

## 2000-01 • Second Round

**Overall Record: 19-12**

The Crimson Tide roster was full of talent, including All-American Shondra Johnson and fellow 1,000-point scorers LaNisha Cartwell and Monique Bivins, but much of it was young for the 2000-01 squad. Alabama jumped out of the gates, winning its first nine before the streak was ended by Oklahoma State in the Bahamas.

Alabama won two regular-season tournament titles, including the UIC Thanksgiving Tournament in Chicago and the St. Peter's Holiday Classic in New Jersey.

But the league was tough again and the young Tide team faced eight ranked opponents, including top-ranked Tennessee and No. 4 Georgia. Alabama pulled upsets over No. 25 Auburn and No. 21 Mississippi State, but ended the season with a 5-9 mark in the conference.

The Tide beat Auburn in the first round of the SEC Tournament but fell to No. 1 Tennessee, setting up the WNIT bid. Alabama beat Memphis at home but lost to an inspired UAB team in the second round in Birmingham.

Johnson recovered from her shoulder injury in the previous season and earned the second of three consecutive second team All-SEC honors while scoring 13.4 points per game. Cartwell averaged a career-high 6.1 rebounds per game and Bivins showed some flashes of her future abilities and scored 6.1 points per outing.

**Leading Scorers:**

Shondra Johnson	13.4
LaNisha Cartwell	11.5
Beth Vice	10.4
Nicole Carruth	8.2

**Leading Rebounders:**

LaNisha Cartwell	6.1
Sparkle Smith	6.0
Joni Crenshaw	5.9
Shun Hunter	4.6



**2000-01 Roster**

No.	Name	Pos.	Class	Ht.
3	Taquilla Allen	G/F	Sr.	5-10
4	Sparkle Smith	F	Jr.	5-11
11	Shun Hunter	F	Soph.	5-11
12	Nicole Carruth	G	Sr.	5-8
14	Mandy Lard	G	Fr.	5-8
15	Manisha Redus	G	Fr.	5-7
20	Beth Vice	G/F	Soph.	5-11
21	Shondra Johnson	G	Jr.	5-9
22	"Capper" Reed	G	Fr.	5-4
23	Oreal Taylor	F	Fr.	5-10
24	"Boo" Barnes	G	Sr.	5-9
30	"Binky" Martello	G	Fr.	6-0
33	Joni Crenshaw	F	Sr.	6-1
34	Leigh Papisan	C	Soph.	6-1
42	Jamilah Johns	C	Jr.	6-4
45	LaNisha Cartwell	C	Jr.	6-2



# Crimson Tide WNIT Teams

## 1999-2000 • First Round

**Overall Record: 15-14**

Alabama returned just two starters from the 1998-99 team that advanced to the second round of the NCAA Tournament and had to replace All-American Dominique Canty while facing seven ranked teams throughout the year.

The result was the Tide missing out on an NCAA bid for the first time since the 1990-91 season and snapping an eight-year NCAA Tournament streak that saw the included the 1993-94 Final Four team.

Despite a 10-2 start, UA struggled in the SEC, going 5-9 and earning an eighth-place finish, its lowest since that 1990-91 season. Sophomore Shondra Johnson became the team's go-to player, leading the team in scoring with a 12.7 points per game average. Teammate Taquilla Allen chipped in with 12.5 per game and Joni Crenshaw led the Tide on the boards, collecting 5.6 per game.

Kentucky ended the Tide's SEC Tournament in the first round, handing Alabama a 67-63 defeat in Chattanooga. The Tide returned to that city just two weeks later to face the Lady Mocs on March 16, where the home team eked out a two-point victory.

It was Alabama's first appearance in the WNIT since the early days of the program. The Tide's first WNIT team came back in 1976-77. In between, Alabama racked up 10 NCAA Tournament teams, one Final Four participant and four Sweet 16 teams.

**Leading Scorers:**

Shondra Johnson	12.7
Taquilla Allen	12.5
LaNisha Cartwell	8.4
Yalika "Boo" Barnes	8.3

**Leading Rebounders:**

Joni Crenshaw	5.6
Taquilla Allen	5.1
Yalika "Boo" Barnes	5.1
Shondra Johnson	5.1



1999-2000 Roster

No.	Name	Pos.	Class	Ht.
3	Taquilla Allen	G/F	Jr.	5-10
11	Shun Hunter	F	Fr.	5-11
12	Nicole Carruth	G	Jr.	5-8
20	Beth Vice	G/F	Soph.	5-11
21	Shondra Johnson	G	Soph.	5-9
22	Kari Belcher	G	Sr.	5-4
24	Yalika "Boo" Barnes	G	Jr.	5-9
33	Joni Crenshaw	F/C	Jr.	6-1
34	Leigh Papisan	F	Fr.	6-1
40	Ferris Peters	F	Fr.	6-1
42	Jennifer Vaughan	C	Soph.	6-4
45	LaNisha Cartwell	F/C	Soph.	6-2
53	Jaqui Jones	F	Sr.	5-10

## 1976-77 • Qualifiers

**Overall Record: 13-15**

Records are scanty from the early days of Crimson Tide women's basketball, but the 1976-77 team set precedent by becoming the first Alabama unit to advance to post-season play.

The Tide was under .500 for the season under head coach Stephanie Schleuder, but advanced to the WNIT in the post-season to face four teams in Amarillo, Texas.

Not surprisingly, they are the only team in program history to play in the post-season despite holding a losing record.

Alabama lost all four games after facing Valdosta State, Wayland Baptist, Belmont and Indiana State. Powerhouse Delta State had ended the Tide's tournament run in the old AAIW Tournament with a convincing 81-47 defeat in Cleveland, Miss.

First names are not in the archives, but Roy led the team in scoring, averaging 14.0 points per game. Hudgins edged out her teammate Murray in the rebounding category, beating her by a mere decimal point. Hudgins averaged 8.22 boards per game while Murray was right on her heels with an 8.21 average.



1976-77 Roster

Name
L. Hutton
M. Fisher
D. Roy
D. Franco
B. White
P. Mitchell
S. Murray
G. Hackett
B. Pitts
M. Hudgins
K. Smith
C. Vordenbaum

**Leading Scorers:**

D. Roy	14.0
L. Hutton	11.1
B. White	10.7
B. Pitts	9.8

**Leading Rebounders:**

M. Hudgins	8.22
S. Murray	8.21
D. Roy	7.3
G. Hackett	7.2



## Cassandra Crumpton

• 1982-84 •

Third Team All-American  
Two-Time All-SEC

• Orrville, Ala. •

Cassandra Crumpton, a product of Alabama, was a key member of the Tide's first NCAA Tournament team and was the first of a long line of talented guards to compete at the Capstone.

The Orrville native came to Tuscaloosa in 1982 after a junior college career at Clarendon (Texas) Junior College, where she was an NJCAA All-American in 1982 after ranking second in the nation in scoring. She immediately made an impact on the Tide program.

Teaming with fellow All-SEC performers Carol Smith and Terri Hillard, Crumpton helped lead Alabama to 39 wins in her career and its first-ever NCAA Tournament bid in 1983-84. During that record-setting season, Crumpton helped the Tide earn wins over six ranked opponents, including a victory over No. 10 Tennessee in the SEC Tournament.

Crumpton led the team in scoring in each of her seasons in a Tide uniform, averaging 19.1 points and 7.3 rebounds as a junior in 1982-83. Following that season, she was named third team All-American, the first player in school history to earn All-American honors of any kind. She shot 85.7 percent from the free throw line as a junior to lead the SEC in free-throw shooting percentage. The total is still fifth-best in school history.

As a senior, she scored 17.4 points and was named the 1984 SEC Tournament MVP after leading the Tide to runner-up honors at the event. She was named All-SEC both years and was invited to participate in the 1984 Olympic Trials.

Following her collegiate career, Crumpton played four years in Spain, two in Italy and one season in Turkey. She began her pro career with Caixa Girona in Getafe, Spain and was the leading scorer in the 1993 Spanish League All-Star game. She joined the New York Liberty of the WNBA in 1997 after signing as a free agent.

Crumpton also competed in the Women's Basketball League in the mid 80's, playing on the WBL Champion Dallas Diamonds following her college career.

She served as an assistant coach at the University of Houston and at her alma mater, serving on Rick Moody's staff from 1997-2004.



## Linda Burgess

• 1990-92 •

Third Team All-American  
First-Team All-SEC

• Greenville, Texas •

Linda Burgess was one of the first stars to play for head coach Rick Moody in the early 1990's. Behind her, and fellow All-American Niesa Johnson, Alabama established itself as a national power.

Burgess, a native of Madison, Ala., came to the Capstone after a two-year stint at Calhoun Community College in Decatur to become a force in the post for Moody's high-scoring Alabama teams.

In 1991-92, Burgess helped lead a surprising Tide unit to a 23-7 record and just the third NCAA Tournament bid in school history. She led Alabama in scoring in each of the two seasons she played in Tuscaloosa. In her senior season of 1991-92, Burgess poured in 20.3 points per game, becoming one of only five players in school history to average more than 20 points per contest for an entire season. Her 37-point outburst against Loyola-Chicago on Dec. 2, 1991 is the second-highest single game scoring performance in the Tide record book.

Burgess finished her career with an 18.1 per game scoring average, tying for third on the Bama career charts. She scored 1,069 points as a member of the Tide, becoming one of only 20 Alabama players to eclipse the 1,000-point barrier for a career.

In addition to her scoring abilities, Burgess was also a fierce rebounder. She led the Tide on the boards in her two seasons, averaging 8.1 rebounds per game over her career, the fifth-highest rebounding average in school history.

Following her senior season, Burgess was named third team All-American by the Women's Basketball News Service, becoming the second Tide player to earn All-American honors of any kind. A two time All-SEC performer, Burgess was also a two-time SEC Player of the Week honoree.

Burgess played professionally overseas before making her way back to the United States to compete in the WNBA. She spent time with the Sacramento Monarchs and the Los Angeles Sparks in her WNBA career.



## Niesa Johnson

• 1991-95 •

Two-Time All-American  
Two-Time All-SEC

• Clinton, Miss. •

Niesa Johnson, a dynamic athletic guard from Clinton, Miss., was one of the driving forces behind the emergence of the Tide women's basketball program as a national power under head coach Rick Moody.

The lightning-quick Johnson spearheaded an Alabama full-court attack that generated amazing offensive numbers. In her freshman season, the Johnson-led Tide averaged 87.9 points per game, a record that still stands in the Alabama annals. The 1991-92 season, Johnson's first in an Alabama uniform, was a surprise to all. Behind the freshman Johnson, who averaged 16.3 points per game, the Tide stormed to a 23-7 mark and an NCAA Regional appearance. Johnson earned the National Freshman of the Year award for her performance during the season, the only Tide player to have earned the honor.

During Johnson's career at the Capstone, the Tide went a combined 93-32 (.744), went to four straight NCAA Tournaments and advanced to the school's first and only Final Four in 1993-94. She averaged 21.1 points per game as a senior in 1994-95, the third-highest single season scoring average in Alabama history.

Johnson finished her career as just the second Tide player to score 2,000 points, ending with 2,134 points, the highest career total for any Alabama women's player at the time. She remains as the school's all-time assists leader with 800 in her career and her 7.3 assists per game average as a sophomore is the best total in Alabama history.

The 5-9 guard is also number one on the all-time steals chart with 350 in her career. Her 95 steals as a sophomore and 93 as a junior rank one and two in the all-time single season steal records.

After the Tide's Final Four run in 1994, Johnson became the first Alabama women's player to earn first team All-American honors, an achievement she repeated the following season. A three-time first team All-SEC selection, Johnson was a finalist for the Naismith Award in 1994 and 1995.

Following her career at Alabama, Johnson went on to represent the United States in international competition. She was invited to the 1996 Olympic team tryouts, the 1998 World Championship auditions, was a two-time USA Basketball Women's National Junior team member and was selected to three straight USA Basketball Select tryouts.

Johnson played in the American Basketball League (ABL) and the WNBA, including stints with the Charlotte Sting and the Seattle Reign of the ABL.



## Dominique Canty

• 1991-95 •

Two-Time All-American  
Three-Time All-SEC

• Chicago, Ill. •

Dominique Canty, a 5-10 product of Chicago, was, statistically speaking, perhaps the greatest player to ever wear an Alabama uniform. The versatile guard did it all for the Tide, putting up some of the most gaudy numbers in program history during her highly successful career in Tuscaloosa.

Canty was the sparkplug for some of the most successful seasons in school history. She led the Tide to an NCAA bid in each of her four seasons, including three trips to the Sweet Sixteen. Alabama finished second in the SEC in her sophomore season and tied for runner-up honors the next year, marking the highest finishes in the league in school history.

The numbers Canty was able to produce over her career are simply astounding. She scored 2,294 points over four seasons, the highest career total for any basketball player, male or female, in school history. She averaged 21.5 points as a junior in 1997-98, the second-highest single season scoring average in school history. Her 18.1 points per game career average ties for third in women's basketball history at Alabama.

Canty was also a force on the boards for the Tide. She grabbed 909 during her career, ranking third on the career list behind centers Yolanda Watkins and Carol Smith. She led the team in rebounding in her junior year and averaged 7.2 rebounds per game over her career, tying for the fifth-best career average in program history.

She is the only player in school history to rank in the top five in the career charts for points, rebounds, steals and assists.

Ironically, Canty scored most of her points from closer to the basket. She made a living at the foul line, having attempted (875) and made (628) more free throws than any player in school history.

A two-time All-American and, Canty was a Naismith Award Finalist in her junior and senior seasons and earned All-SEC honors three times, becoming the only Tide player to earn the honor in three seasons.

Following her graduation from the Capstone, Canty went on to a decorated professional career that is still active. She was drafted by the Detroit Shock of the WNBA in 1999, and was the runner-up for Rookie of the Year honors before being traded to the Houston Comets in 2003. She has averaged 6.6 points and 2.9 rebounds over her WNBA career.





# Shalonda Enis

• 1995-96 •

Two-Time All-American  
First-Time All-SEC

• Greenville, Texas •

Despite playing just two years with the Tide, Shalonda Enis managed to become one of the all-time greats after two of the most productive seasons in school history.

Enis, a native of Greenville, Texas, came to Tuscaloosa after a brilliant junior college career. She earned Women's Basketball Coaches Association Junior College Player of the Year honors after her sophomore season at Trinity Valley Junior College in Texas prior to transferring to Alabama.

Teaming with fellow all-time great Dominique Canty, the Tide had a pair of extremely successful seasons with Enis in the lineup. Enis helped Alabama to a 49-15 mark over her two seasons and played on two Sweet Sixteen teams in her brief career. Her 32 points against Appalachian State in her first NCAA Tournament game is the second-highest point total for any UA player in an NCAA game.

One of the most proficient scorers in school history, Enis scored 1,309 points, seventh-best at Alabama, in just 64 games with the Tide and finished with a 20.5 per game scoring average, the highest in the UA record book. As a junior in 1995-96, Enis poured in an incredible 23.9 per game average, a number that still stands as the best single season total in school annals.

The 6-1 Enis was also a great rebounder, collecting 589 boards in two seasons to rank tenth in the career charts. She led the team in rebounds in each of her seasons with the Tide, averaging 9.5 rebounds per game in 1995-96 and is the last UA player to average more than nine boards per game in a single season.

She was a first team All-American selection in both of her seasons with the Tide, while earning All-SEC honors as a junior.

Enis went on to a successful professional career following her collegiate playing experience. She was named Rookie of the Year in the American Basketball League (ABL) and was the MVP of the ABL All-Star game in while playing for the Seattle Reign in 1997-98 before the disbanding of the league.

She was picked up by the Washington Mystic in the 1999 WNBA draft and went to the Charlotte Sting the following season. She played for the Sting for four years and finished her WNBA career after the 2003 season.

## All-Americans & National Award Winners

### FIRST TEAM

YR.	PLAYER	SERVICE
1994	Niesa Johnson (Jr. - Guard)	Kodak/WBCA USBWA Basketball Times
1995	Niesa Johnson (Sr. - Guard)	Kodak/WBCA AP, USBWA
1996	Shalonda Enis (Jr. - Forward)	Kodak/WBCA WBB News Service
1997	Shalonda Enis (Sr. - Forward)	USWBA
1998	Dominique Canty (Jr. - Guard)	USWBA
1999	Dominique Canty	WBCA, USWBA, W. Basketball Journal, WBB News Service, AP

### 2ND TEAM

YR.	PLAYER	SERVICE
1995	Niesa Johnson (Sr. - Guard)	WBB News Service
1997	Shalonda Enis (Sr. - Forward)	Sporting News
1998	Dominique Canty (Jr. - Guard)	WBB News Service AP, W. Basketball Journal

### 3RD TEAM

YR.	PLAYER	SERVICE
1983	Cassandra Crumpton	American Women's Sports Federation
1992	Linda Burgess	WBB News Service
1996	Shalonda Enis	AP
1997	Dominique Canty Shalonda Enis	USWBA AP

### HONORABLE MENTION

YR.	PLAYER	SERVICE
1992	Linda Burgess	Basketball Times
1993	Niesa Johnson	Basketball Times
1997	Dominique Canty Shalonda Enis Leah Monteith (Goss)	Kodak, AP Kodak AP
1998	Dominique Canty	Kodak
1999	Dominique Canty	Kodak

### FRESHMAN ALL-AMERICANS

1983	Carol Smith	Converse
1992	Niesa Johnson	Basketball Times, USBWA, WBB News Service
1996	Dominique Canty	WBB News Service

### NAISMITH FINALISTS

1993-94	Niesa Johnson Finalist (Top 10)
1994-95	Niesa Johnson Preseason (Top Five)
1996-97	Shalonda Enis Preseason (Top Five) Shalonda Enis Finalist (Top 12)
1997-98	Dominique Canty Finalist (Top Six)
1998-99	Dominique Canty Finalist (Top Five)

### Naismith Prep Player of the Year

1992	Yolanda Watkins	Decatur HS
------	-----------------	------------

### Pre-season National Player of the Year

1994-95	Niesa Johnson	Naismith, Sporting News, College Sports, Lindy's, Host's Guide to College Basketball
---------	---------------	---

### Frances Pomeroy

#### Naismith Award Candidate

(top senior player in nation, 5-8 or under)	
1988	Shelly Pyles, G Haleyville, Ala.
1998	Brittney Ezell, G Franklin, Tenn.

### National Freshman of the Year

1992	Niesa Johnson	USBWA Basketball Times WBB News Service
------	---------------	---

### National Player of the Week

Niesa Johnson (Fr. - G)	Sports Illustrated (December 30-January 1, 1992 issue)
-------------------------	---

### Slam Dunk & Three-Point Shooting Championship

(Senior players, begun in 1992, eight players selected)

Amy Lannom G	Televised by ESPN (live)
11 pts. (Eighth place)	
Betsy Harris* G	Televised by ESPN (live)

\* Harris was invited and had plane ticket to attend, but at last minute had to cancel when Alabama made the Final Four that same weekend

### Service Abbreviations

USBWA - United States Basketball Writer's Association  
AP - Associated Press  
WBCA - Women's Basketball Coaches Association  
WBJ - Women's Basketball Journal

### TV HONORS

#### CBS Sports/Chevrolet MVP

April 2, 1994 - \$1,000 General Scholarship Fund  
Niesa Johnson, Jr., Guard  
(14 pts/3 rebs/5 asts) vs. Louisiana Tech in the national semifinal game of the 1994 Final Four. Johnson's award was based on courage, said the network, as she cut her hand on a sink in the dressing room at halftime and was forced to miss the first few minutes of the second half while doctors stitched the wound closed. She raced back on the floor and played the final 15 minutes of the second half with those eight stitches in her shooting hand.

# BEFORE THEY WORE CRIMSON

## Alabama Amateur Athlete of the Year

(male or female as voted by Alabama Sportswriters' Association)  
 1993 Niesa Johnson Soph. G

## Sington "Soaring Spirit" Award

(Top female amateur & professional athlete in Alabama)  
 1992 Yolanda Watkins Sr. (HS)  
 1995 Niesa Johnson Sr.  
 1998 Dominique Canty Jr.  
 Shalonda Enis (professional)

## WBCA JUCO Players of the Year

(Who Transferred to Alabama)  
 1995 Shalonda Enis Trinity Valley  
 1996 Tausha Mills Trinity Valley  
 1998 Kaunda Williams Gulf Coast  
 1999 Boo Barnes Trinity Valley

## National Team Selections

USA Basketball Junior National Team  
 1992 Niesa Johnson  
 1993 Niesa Johnson  
 USA Basketball Women's National Select Team  
 1994 Niesa Johnson  
 USA Basketball World University Games Team  
 1995 Niesa Johnson\*

## USA Basketball Jones Cup Team

1995 Shalonda Enis#  
 1996 Niesa Johnson

\* Johnson's pro season clashed with Games, so she did not compete

# Did not compete due to an illness

## U.S. Olympic Sports Festival Participants

Tracey Rutledge 1987 South Team  
 Won Silver Medal  
 Yolanda Watkins 1993 South Team  
 (Selected, did not compete)  
 Shalonda Enis 1994 South Team  
 Olympic Festival MVP  
 Rick Moody 1995 East Team  
 Head Coach - Won Gold Medal

## Alabama Players On AAU National Championship Teams

Terrie Howell, 1979, (Domino's)  
 (Howell was AAU All-American in 1979)  
 Tracey Rutledge, 1985 (AAU All-American in '85)  
 Michelle Smith, 1987 (Elite AAU Olympic Team)  
 Madonna Thompson, 1990 (Alabama All-Stars)  
 Shondra Johnson, 1998 (Kenner [La.] Angels)

## Alabama AAU National Player of the Year

Shelly Pyles, 1984

## Bryant-Jordan Scholar-Athlete Winner

(State of Alabama's top high school scholar-athlete)  
 1991 Tonya Tice Hamilton High School

## Prep Standouts at Alabama

### Naismith National Player of the Year

1992 Yolanda Watkins Decatur High School

### USA TODAY National Player of the Year

1992 Yolanda Watkins Decatur High School

### Alabama's High School All-Americans

1980 Cassandra Crumpton \*n/a  
 1982 Carol Smith Converse  
 1983 DeeDee Davis USA Today  
 1984 Shelly Pyles Parade, Street & Smith, Converse  
 1985 Nia Jones USA Today  
 Street & Smith, Converse  
 1985 Tracey Rutledge Converse, Street & Smith  
 1986 Julie Beaty Street & Smith  
 1986 Stephanie Meier Converse  
 1987 Michelle Smith Converse  
 1990 Leslie Claybrook USA Today, Gatorade & Converse  
 1991 Niesa Johnson Parade, Converse, Street & Smith, USA Today, Gatorade, BCI

1991 Madonna Thompson USA Today  
 1992 Yolanda Watkins Naismith Prep Player of the Year, Parade Player of the Year, USA Today Player of the Year, Gatorade Regional Player of the Year  
 1993 Shalonda Enis Parade  
 1994 Latrish Jones USA Today  
 1995 Dominique Canty Parade, Street & Smith  
 1997 Joni Crenshaw USA Today, Street & Smith  
 Boo Barnes USA Today, Street & Smith  
 1998 LaNisha Cartwell WBCA/Nike  
 Shondra Johnson Parade, Street & Smith, USA Today  
 Beth Vice Street & Smith  
 1999 Ferris Peters Parade

\* Past brochures and records did not list whose All-America team

## All-State Selections

(Compiled in late 70's - for collegiate players in Ala.)

Year	Athlete	Year	Athlete
1978	Ann Cale	1978	Margaret Fisher
1978	Sandra Murray	1979	Glenda Boss
1979	Sandra Murray	1979	Leslie Payne

## State Player of the Year

1985	Julie Beaty	Alabama 3A
1985	Tracey Rutledge	Georgia
1991	Niesa Johnson	Mississippi
1993	Shalonda Enis	Texas Class A
1994	Latrish Jones	Alabama 6A
1997	Boo Barnes	Alabama 6A
2001	Kate Mastin	Alabama 5A

## Prep Players of the Year

### "Miss Basketball"

ALABAMA  
 1989 Leslie Claybrook  
 1991 Tonya Tice  
 1992 Yolanda Watkins  
 1993 Leah Monteith  
 1994 Pam Duncan  
 1996 Nicole Carruth  
 2001 Donyel Wheeler  
 2002 Kate Mastin

INDIANA  
 1987 Kim Barrier

KENTUCKY  
 1998 Beth Vice

FLORIDA  
 2000 Binky Martello

MISSISSIPPI  
 2003 Navonda Moore

### Gatorade Player of the Year

1991	Niesa Johnson	Mississippi
1992	Yolanda Watkins	Alabama
1996	Joni Crenshaw	Mississippi
2006	Dedrea Magee	Mississippi

# 1,000 POINT SCORERS

1.  
**#10 Dominique Canty**  
 Chicago, Ill.  
 2,294 Career Points  
 18.1- Points Per Game

Year	G	FG-FGA/Pct.	FT-FTA/Pct.	REB-Avg.	TP-Avg.
1995-96	31	176-332/.530	100-151/.662	210-6.8	452/14.6
1996-97	31	177-345/.513	144-218/.661	226-7.3	498/16.1
1997-98	34	262-506/.518	203-270/.752	241-7.1	732/21.5
1998-99	31	213-445/.479	181-236/.767	232-7.5	612/19.76
Total	127	828-1628/.509	628-875/.718	909-7.2	2294/18.1



7.  
**#21 Shondra Johnson**  
 New Orleans, La.  
 1,411 Career Points  
 12.3 Points Per Game

Year	G	FG-FGA/Pct.	FT-FTA/Pct.	REB-Avg.	TP-Avg.
1998-99	31	80-158/.506	94-125/.752	92-3.0	261/8.4
1999-00	27	114-224/.509	113-169/.669	137-5.1	344/12.7
2000-01	27	106-224/.473	147-205/.717	104-3.9	361/13.4
2001-02	30	130-256/.510	180-243/.741	145-4.8	445/14.8
Total	115	430-862/.499	534-742/.720	478-4.2	1411/12.3



2.  
**#20 Neisa Johnson**  
 Clinton, Miss.  
 2,134 Career Points  
 17.1 Points Per Game

Year	G	FG-FGA/Pct.	FT-FTA/Pct.	REB-Avg.	TP-Avg.
1991-92	30	165-465/.355	82-111/.739	212-7.1	488/16.3
1992-93	31	165-396/.417	108-136/.794	164-5.3	499/16.1
1993-94	33	170-419/.406	101-137/.737	180-5.5	494/15.0
1994-95	31	216-497/.435	146-178/.820	185-6.0	653/21.1
Total	125	716-1777/.403	437-562/.778	741-5.9	2134/17.1



8.  
**#3 Shalonda Enis**  
 Celeste, Texas  
 1,309 Career Points  
 20.5 Points Per Game

Year	G	FG-FGA/Pct.	FT-FTA/Pct.	REB-Avg.	TP-Avg.
1995-96	32	296-629/.471	145-212/.684	305-9.5	766/23.9
1996-97	32	202-455/.444	106-152/.697	284-8.9	543/17.0
Total	64	498-1084/.459	251-364/.690	589-9.2	1309/20.5



3.  
**#43 Carol Smith**  
 Milan, Tenn.  
 2,018 Career Points  
 17.7 Points Per Game

Year	G	FG-FGA/Pct.	FT-FTA/Pct.	REB-Avg.	TP-Avg.
1982-83	27	176-324/.543	79-138/.572	250-9.3	431/16.0
1983-84	30	209-382/.547	68-91/.747	218-7.3	486/16.2
1984-85	28	192-352/.545	109-161/.677	278-9.9	493/17.6
1985-86	29	231-414/.558	99-166/.596	309-10.7	561/19.3
Total	114	808-1472/.549	355-556/.638	1055-9.3	2018/17.7



9.  
**#53 Leslie Payne**  
 Pensacola, Fla.  
 1,299 Career Points  
 12.0 Points Per Game

Year	G	FG-FGA/Pct.	FT-FTA/Pct.	REB-Avg.	TP-Avg.
1977-78	27	138-271/.509	38-58/.655	184-6.8	314-11.6
1978-79	21	80-160/.500	65-88/.739	180-8.6	225-10.7
1979-80	27	144-312/.462	62-82/.756	209-7.2	350-13.0
1980-81	33	161-326/.494	88-120/.733	236-7.2	410-12.4
Total	108	523-1069/.489	253-348/.727	809-7.5	1299-12.0



4.  
**#54 Yolanda Watkins**  
 Decatur, Ala.  
 1,778 Career Points  
 14.2 Points Per Game

Year	G	FG-FGA/Pct.	FT-FTA/Pct.	REB-Avg.	TP-Avg.
1992-93	31	174-400/.435	109-147/.741	267-8.6	458/14.8
1993-94	33	194-467/.536	107-164/.651	320-9.7	496/15.0
1994-95	30	190-390/.487	85-121/.702	277-9.2	479/16.0
1996-97	31	130-307/.423	76-98/.776	227-7.3	345/11.1
Total	125	688-1459/.472	377-530/.711	1091-8.7	1778/14.2



10.  
**#52 Laura Vaughn**  
 Kingsport, Tenn.  
 1,260 Career Points  
 11.2 Points Per Game

Year	G	FG-FGA/Pct.	FT-FTA/Pct.	REB-Avg.	TP-Avg.
1987-88	28	158-299/.528	48-64/.750	170-6.1	364/13.0
1988-89	28	114-265/.430	25-37/.676	129-4.6	261/9.3
1989-90	28	113-304/.372	37-54/.685	172-6.1	300/10.7
1990-91	29	133-305/.436	52-72/.722	193-6.7	335/11.6
Total	113	518-1173/.442	162-227/.714	664-5.9	1260/11.2



5.  
**#34 Terri Hillard**  
 Memphis, Tenn.  
 1,606 Career Points  
 13.4 Points Per Game

Year	G	FG-FGA/Pct.	FT-FTA/Pct.	REB-Avg.	TP-Avg.
1980-81	33	150-330/.455	75-135/.556	187-5.7	375/11.4
1981-82	28	238-467/.510	95-165/.576	232-8.3	571/20.4
1982-83	27	160-374/.428	84-150/.560	247-9.1	404/15.0
1983-84	32	104-252/.413	48-86/.558	157-4.9	256/8.0
Total	120	652-1423/.458	302-536/.563	832-6.9	1606/13.4



11.  
**#44 Cynthia McDougle**  
 Waynesboro, Miss.  
 1,261 Career Points  
 11.2 Points Per Game

Year	G	FG-FGA/Pct.	FT-FTA/Pct.	REB-Avg.	TP-Avg.
1984-85	27	109-186/.586	32-51/.627	143-5.3	250/9.3
1985-86	29	110-211/.521	63-93/.677	171-5.9	283/9.8
1986-87	29	194-362/.536	79-116/.681	148-5.1	467/16.1
1987-88	28	120-275/.436	21-35/.600	112-4.0	261/9.3
Total	113	533-1034/.515	195-295/.661	574-5.1	1261/11.2



6.  
**#21 Betsy Harris**  
 Decatur, Miss.  
 1,519 Career Points  
 12.3 Points Per Game

Year	G	FG-FGA/Pct.	FT-FTA/Pct.	REB-Avg.	TP-Avg.
1990-91	29	105-277/.379	83-107/.776	72-2.5	336/11.6
1991-92	30	108-290/.372	64-82/.780	76-2.5	329/11.0
1992-93	31	125-293/.427	48-62/.774	108-3.5	387/12.5
1993-94	33	155-385/.403	66-89/.742	98-3.0	467/14.2
Total	123	493-1245/.396	261-340/.768	354-2.9	1519/12.3



12.  
**#20 Beth Vice**  
 Mt. Sterling, Ky.  
 1,211 Career Points  
 10.5 Points Per Game

Year	G	FG-FGA/Pct.	FT-FTA/Pct.	REB-Avg.	TP-Avg.
1998-99	26	61-175/.349	14-15/.933	53-2.0	178/6.8
2000-01	30	104-279/.373	35-46/.761	79-2.6	313/10.4
2001-02	31	127-302/.421	31-35/.886	126-4.1	371/12.0
2002-03	28	114-292/.390	49-62/.790	113-4.0	349/12.5
Total	115	406-1048/.387	129-158/.816	371-3.2	1211/10.5





# 1,000 POINT SCORERS

## 13. #34 Navonda Moore

Jackson, Miss.  
1,185 Career Points  
11.0 Points Per Game

Year	G	FG-FGA/Pct.	FT-FTA/Pct.	REB-Avg.	TP-Avg.
2003-04	23	81-191/.424	46-64/.719	83/3.6	83/3.6
2004-05	29	80-198/.404	60-86/.698	112/3.9	237/8.2
2005-06	27	114-289/.394	86-123/.699	129/4.8	338/12.5
2006-07	29	143-357/.401	72-96/.750	119/4.1	395/13.6
Total	108	418-1035/.404	264-369/.715	443/6.1	1185/11.0



## 19. #45 LaNisha Cartwell

Montavella, Ala.  
1,066 Career Points  
8.8 Points Per Game

Year	G	FG-FGA/Pct.	FT-FTA/Pct.	REB-Avg.	TP-Avg.
1998-99	30	40-84/.476	22-38/.579	48-1.6	102/3.4
1999-00	29	97-168/.522	51-82/.622	139-4.8	245/8.4
2000-01	31	142-276/.514	73-99/.737	189-6.1	357/11.5
2001-02	31	140-264/.530	82-117/.701	154-5.0	362/11.7
Total	21	419-810/.517	228-336/.679	530-4.4	1066/8.8



## 14. #24 Monique Bivins

Thompson, Ala.  
1,174 Career Points  
10.1 Points Per Game

Year	G	FG-FGA/Pct.	FT-FTA/Pct.	REB-Avg.	TP-Avg.
2001-02	31	70-150/.467	23-37/.622	92-3.0	190/6.1
2002-03	28	80-227/.352	19-30/.633	87-3.1	232/8.3
2003-04	28	143-372/.384	61-80/.763	136-4.9	402/14.4
2004-05	29	122-326/.374	48-68/.706	109-3.8	350/12.1
Total	116	415-1075/.386	151-215/.702	424-3.7	1174/10.1



## 20. #25 Brittney Ezell

Franklin, Tenn.  
1,024 Career Points  
8.0 Points Per Game

Year	G	FG-FGA/Pct.	FT-FTA/Pct.	REB-Avg.	TP-Avg.
1994-95	31	58-182/.319	59-86/.686	98-3.2	210/6.8
1995-96	32	81-249/.325	46-77/.597	84-2.6	261/8.2
1996-97	31	50-188/.266	37-50/.740	66-2.1	180/5.8
1997-98	34	109-294/.371	85-128/.664	106-3.1	373/11.0
Total	128	298-913/.326	227-341/.666	354-2.8	1024/8.0



## 15. #45 Glenda Boss

Tennille, Ga.  
1,158 Career Points  
11.9 Points Per Game

Year	G	FG-FGA/Pct.	FT-FTA/Pct.	REB-Avg.	TP-Avg.
1977-78	28	125-252/.498	40-67/.597	189-6.8	290-10.4
1978-79	17	84-166/.506	53-77/.688	112-6.6	221-13.0
1979-80	20	111-234/.474	46-61/.754	138-6.9	268-13.4
1980-81	32	164-355/.462	51-73/.699	171-5.3	379-11.8
Total	97	484-1007/.481	190-278/.683	610-6.3	1158-11.9



## 21. #24 Laura Heard

Elberton, Ga.  
1,010 Career Points  
9.9 Points Per Game

Year	G	FG-FGA/Pct.	FT-FTA/Pct.	REB-Avg.	TP-Avg.
1986-87	27	50-89/.562	33-51/.647	97-3.6	133/4.9
1987-88	28	121-212/.571	65-91/.714	198-7.1	307/11.0
1988-89	27	127-239/.531	70-99/.707	270-10	324/12.0
1989-90	20	103-210/.490	40-60/.667	149-7.5	246/12.3
Total	102	401-750/.535	208-301/.691	714-7.0	1010/9.9



## 16. #44 Cassandra Crumpton

Orrville, Ala.  
1,073 Career Points  
18.2 Points Per Game

Year	G	FG-FGA/Pct.	FT-FTA/Pct.	REB-Avg.	TP-Avg.
1982-83	27	222-488/.455	72-84/.857	196-7.3	516/19.1
1983-84	32	255-515/.495	47-66/.712	185-5.8	557/17.4
Total	59	477-1003/.476	119-150/.793	381-6.5	1073/18.2



## 17. #42 Linda Burgess

Madison, Ala.  
1,069 Career Points  
18.1 Points Per Game

Year	G	FG-FGA/Pct.	FT-FTA/Pct.	REB-Avg.	TP-Avg.
1990-91	29	186-358/.520	87-134/.649	228-7.9	459/15.8
1991-92	30	252-445/.566	106-167/.635	247-8.2	610/20.3
Total	59	438-803/.545	193-301/.641	475-8.1	1069/18.1



## 18. #10 Tracey Rutledge

Hull, Ga.  
1,069 Career Points  
12.6 Points Per Game

Year	G	FG-FGA/Pct.	FT-FTA/Pct.	REB-Avg.	TP-Avg.
1985-86	29	97-238/.408	21-32/.656	63-2.2	215/7.4
1986-87	28	184-428/.430	79-102/.775	69-2.5	447/16.0
1987-88	28	149-377/.395	76-105/.724	83-3.0	407/14.5
Total	85	430-1043/.412	176-239/.736	215-2.5	1069/12.6





# The Records

# ALL-TIME TOP 5 TOTALS

## POINTS

- 2,840 (1993-94)
- 2,688 (1992-93)
- 2,637 (1991-92)
- 2,597 (1997-98)
- 2,594 (1994-95)

## PPG

- 87.9 (1991-92)
- 86.7 (1992-93)
- 86.1 (1993-94)
- 83.7 (1994-95)
- 78.4 (1996-97)
- 78.4 (1986-87)

## REBOUNDS

- 1,622 (1993-94)
- 1,551 (1996-97)
- 1,471 (1994-95)
- 1,422 (1995-96)
- 1,415 (1997-98)

## RPG

- 49.2 (1993-94)
- 48.5 (1996-97)
- 47.5 (1994-95)
- 46.6 (1991-92)
- 45.6 (1989-90)

## FG MADE

- 1,056 (1983-84)
- 1,032 (1993-94)
- 1,031 (1980-81)
- 970 (1992-93)
- 948 (1997-98)

## FG ATTEMPTED

- 2,343 (1993-94)
- 2,330 (1980-81)
- 2,235 (1991-92)
- 2,232 (1992-93)
- 2,228 (1994-95)

## FG PERCENTAGE

- 48.7 (1985-86)  
914 of 1874
- 48.1 (1984-85)  
880 of 1826
- 47.8 (1983-84)  
1056 of 2208
- 47.1 (1986-87)  
897 of 1903
- 46.4 (1987-88)  
849 of 1828

## 3-PT MADE

- 248 (1991-92)
- 237 (1992-93)
- 226 (1994-95)
- 223 (1993-94)
- 198 (1997-98)

## 3-PT ATTEMPTED

- 765 (1991-92)
- 696 (1992-93)
- 691 (1993-94)
- 688 (1994-95)
- 580 (1996-97)

## 3-PT PERCENT-AGE

- 40.1 (2001-02)  
191-476
- 35.9 (1997-98)  
198 of 552
- 34.5 (1990-91)  
97 of 281
- 34.2 (1995-96)  
179 of 524
- 34.1 (1992-93)  
237 of 696

## FT MADE

- 565 (1998-99)
- 555 (1996-97)
- 553 (1993-94)
- 550 (1990-91)
- 511 (1992-93)

## FT ATTEMPTED

- 831 (1993-94)
- 821 (1998-99)
- 819 (1996-97)
- 803 (1990-91)
- 757 (1995-96)

## FT PERCENTAGE

- 71.1 (1979-80)  
426 of 599
- 70.9 (1994-95)  
500 of 705
- 69.8 (1991-92)  
505 of 724
- 69.7 (1985-86)  
417 of 598
- 69.4 (1992-93)  
511 of 736

## ASSISTS

- 636 (1980-81)
- 597 (1993-94)
- 560 (1997-98)
- 546 (1992-93)
- 521 (1983-84)

## STEALS

- 411 (1992-93)
- 406 (1991-92)
- 356 (1993-94)
- 348 (1983-84)
- 344 (1987-88)

## BLOCKED SHOTS

- 144 (1997-98)
- 135 (1993-94)
- 122 (1998-99)
- 121 (1996-97)
- 114 (2004-05)

## Miscellaneous Game Records

### MOST POINTS

- 1st Half  
68 vs Northeast La. (11/29/91)
- 2nd Half  
68 vs Miss. Valley St. (1/8/92)

### Regulation (both)

- 204, three times  
UA - 118, NE La. - 86 (11/29/91)  
UA - 101, UF - 103 (1/4/92)  
UA - 114, App. St. - 90 (1/13/92)

### Overtime (both teams)

- 241 (4 overtimes \*)  
UA - 121, Duke - 120 (3/19/95)

### FEWEST POINTS

- 27 vs LSU  
(Feb. 25, 2007)

### Half

- 7 vs Judson  
(Feb. 1975)

### Both Teams

- 82: South Carolina - 48  
Alabama - 34 (2/9/03)

### By Opponent

- 21 by Georgia State (1990-91)

### POINT MARGINS

- Victory  
+76 vs Troy State (119-43, 1/12/94)
- Defeat  
-60 vs South Carolina (95-35, Jan. 14, 2007)

\* - school record for OTs

## Biggest Margins of Victory All Opponents

Date	Opponent	Score (Margin)	H/A/N
1/12/94	Troy State	119-43 (+76)	A
12/29/94	UNC-Asheville	119-46 (+73)	N
2/25/93	Oral Roberts	122-52 (+70)	H
12/3/93	Coppin State	98-31 (+67)	H
12/18/92	Grambling St.	117-51 (+66)	H
12/29/83	Queens	113-47 (+66)	A
11/30/90	Tuskegee	106-41 (+65)	H
11/29/88	Tennessee St.	107-43 (+64)	H
1/31/96	Alabama State	105-42 (+63)	H
12/2/97	Samford	104-43 (+61)	H
1/17/76	Tuskegee	101-40 (+61)	H
12/27/83	Xavier	102-42 (+60)	N

## SEC Opponents

Date	Opponent	Score (Margin)	H/A/N
2/9/97	South Carolina	87-38 (+49)	H
2/21/99	Vanderbilt	102-59 (+43)	H
2/6/97	Arkansas	102-61 (+41)	H
1/13/96	Mississippi St.	97-64 (+33)	H
1/31/95	LSU	90-60 (+30)	A



Betsy Harris scored 17 points, one of six Tide players in double figures, against Troy State on Jan. 12, 1994 as a part of the biggest winning margin in school history. The Tide beat TSU, 119-43, in Coleman Coliseum.



Tide legend Yolanda Watkins scored 17 points and grabbed eight rebounds to help Alabama beat South Carolina, 87-38, in the most lopsided SEC win in school history on Feb. 9, 1997.



# ALL-TIME SCORING RECORDS

## Points, Game

1.	38	Amy Lannom (1/4/92 vs Florida)
2.	37	Linda Burgess (12/2/91 vs Loyola-Chicago)
3.	35	Shalonda Enis (11/29/95 vs ETSU)
4.	34	Linda Burgess (1/7/91 vs UAB)
	34	Cassandra Crumpton (1/22/83 vs LSU)
	34	Shalonda Enis (12/17/95 vs Georgia)
7.	33	LaToya Thomas (2/7/02 vs Miss. State)
	33	Dominique Canty (1/31/99 vs Tennessee)
	33	Shalonda Enis (1/28/96 vs Tennessee)
	33	Yolanda Watkins (3/18/95 vs Duke)*
	33	Niesa Johnson (1/3/95 vs ETSU)
	33	Carol Smith (11/22/85 vs Tennessee St.)
	33	Terri Hillard (1/6/82 vs Miss. State)
14.	32	Shalonda Enis (3/15/02 vs Appalachian St.)
	32	Niesa Johnson (11/30/91 vs DePaul)
	32	Sandra Rushing (2/2/8/86 vs Florida)
	32	Carol Smith (12/16/84 vs Portland)
	32	Kate Mastin (2/22/07 vs. Miss. State)
19.	31	Navonda Moore (2/19/06 vs Tennessee)
	31	Dominique Canty (3/15/96 vs Appalachian St.)
	31	Shalonda Enis (12/2/95 vs Richmond)
	31	Niesa Johnson (3/5/94 vs Ole Miss)
	31	Betsy Harris (2/16/94 vs Auburn)
	31	Linda Burgess (3/19/92 vs Tenn. Tech)
	31	Linda Burgess (2/6/91 vs Ole Miss)
	31	Terri Hillard (1/25/82 vs UAB)

\* NCAA Tournament Game

## Points, Season

1.	766	Shalonda Enis (1995-96)
2.	732	Dominique Canty (1997-98)
3.	653	Niesa Johnson (1994-95)
4.	612	Dominique Canty (1998-99)
5.	610	Linda Burgess (1991-92)
6.	571	Terri Hillard (1981-82)
7.	561	Carol Smith (1985-86)
8.	557	Cassandra Crumpton (1983-84)
9.	543	Shalonda Enis (1996-97)
10.	516	Cassandra Crumpton (1982-83)
11.	499	Niesa Johnson (1992-93)
12.	498	Dominique Canty (1996-97)
13.	496	Yolanda Watkins (1993-94)
14.	494	Niesa Johnson (1993-94)
15.	493	Carol Smith (1984-85)

## Year-by-Year Scoring Leaders

1974-75	Julie Ellis	19.6
1975-76	Julie Ellis	15.1
1976-77	Ledeann Hutton	11.1
1977-78	Sandra Murray	14.1
1978-79	Anne Cale	14.3
1979-80	Glenda Boss	13.4
1980-81	Leslie Payne	12.4
1981-82	Terri Hillard	20.4
1982-83	Cassandra Crumpton	18.3
1983-84	Cassandra Crumpton	17.5
1984-85	Carol Smith	17.5
1985-86	Carol Smith	19.5
1986-87	Cynthia McDougle	16.1
1987-88	Tracey Rutledge	14.5
1988-89	Laura Heard	12.0
1989-90	Laura Heard	12.3
1990-91	Linda Burgess	15.8



Shalonda Enis scored 766 points in the 1995-96 season, the highest single-season total in Alabama history.

1991-92	Linda Burgess	20.3
1992-93	Niesa Johnson	16.1
1993-94	Niesa Johnson	15.0
	Yolanda Watkins	15.0
1994-95	Niesa Johnson	21.1
1995-96	Shalonda Enis	23.9
1996-97	Shalonda Enis	17.0
1997-98	Dominique Canty	21.5
1998-99	Dominique Canty	19.7
1999-00	Shondra Johnson	12.7
2000-01	Shondra Johnson	13.4
2001-02	Shondra Johnson	14.8
2002-03	Beth Vice	12.5
2003-04	Monique Bivins	14.4
2004-05	Monique Bivins	12.1
2005-06	Navonda Moore	12.5
2006-07	Navonda Moore	13.6
2007-08	Tierney Jenkins	11.8

## Points Per Game, Season

1.	23.9	Shalonda Enis (1995-96)
2.	21.5	Dominique Canty (1997-98)
3.	21.1	Niesa Johnson (1994-95)
4.	20.4	Terri Hillard (1981-82)
5.	20.3	Linda Burgess (1991-92)
6.	19.7	Dominique Canty (1998-99)
7.	19.6	Julie Ellis (1974-75)
8.	19.3	Carol Smith (1985-86)
9.	19.1	Cassandra Crumpton (1982-83)
10.	17.6	Carol Smith (1984-85)
11.	17.4	Cassandra Crumpton (1983-84)
12.	17.0	Shalonda Enis (1996-97)
13.	16.5	Donna Conaway (1981-82)
14.	16.3	Niesa Johnson (1991-92)
15.	16.2	Carol Smith (1983-84)

## Points Per Game, Career

1.	20.5	Shalonda Enis (1995-97)
2.	18.2	Cassandra Crumpton (1982-84)
3.	18.1	Linda Burgess (1990-92)
	18.1	Dominique Canty (1995-99)
5.	17.3	Carol Smith (1982-86)
6.	17.1	Niesa Johnson (1991-95)

7.	14.2	Yolanda Watkins (1992-97)
8.	13.4	Terri Hillard (1980-84)
9.	12.7	Shondra Jackson (1999-00)
10.	12.6	Tracey Rutledge (1985-88)
11.	12.5	Taquilla Allen (1999-01)
12.	12.4	Leslie Payne (1980-81)
13.	12.3	Betsy Harris (1990-94)
14.	12.2	Justina Smith (1983-84)
15.	12.1	Shondra Johnson (1998-02)

## Points, Career

1.	2294	Dominique Canty (1996-99)
2.	2134	Niesa Johnson (1992-95)
3.	2018	Carol Smith (1982-86)
4.	1778	Yolanda Watkins (1993-97)
5.	1606	Terri Hillard (1980-84)
6.	1519	Betsy Harris (1990-94)
7.	1411	Shondra Johnson (1998-02)
8.	1309	Shalonda Enis (1995-97)
9.	1299	Leslie Payne (1977-81)
10.	1261	Cynthia McDougle (1984-88)
11.	1260	Laura Heard (1987-91)
12.	1211	Beth Vice (1998-03)
13.	1185	Navonda Moore (2003-07)
14.	1174	Monique Bivins (2001-05)
15.	1158	Glenda Boss (1977-81)



Carol Smith was one of the best players in school history. She led the team in scoring in 1984-85 and 1985-86 and became the first person in program history to score more than 2,000 points. She still ranks third on the Alabama all-time scoring charts.

# ALL-TIME REBOUNTING RECORDS

## Rebounds, Game

- 24 Leslie Payne (2/23/79 vs UAB)
- 22 Carol Smith (1/6/86 vs UAB)
- 21 Laura Heard (1/30/89 vs ETSU)
- 21 Michelle Smith (2/13/90 vs Miss. St.)
- 20 Carol Smith (12/1/82 vs Memphis St.)
- 19 Carol Smith (2/5/86 vs Georgia)
- 19 Monique Bivins (12/5/04 vs UT-San Antonio)
- 18 Michelle Smith (1/23/91 vs Tuskegee)
- 18 Laura Heard (2/17/89 vs Kentucky)
- 18 Carol Smith (12/1/84 vs Miss. Coll.)
- 18 Carol Smith (1/7/84 vs Georgia State)
- 17 Dee Merriweather (1/20/05 vs S. Carolina)
- 17 Dee Merriweather (1/9/05 vs Kentucky)
- 17 Dominique Canty (12/10/98 vs Florida)
- 17 Yolanda Watkins (4/2/94 vs La. Tech)\*
- 17 Yolanda Watkins (1/22/94 vs S. Carolina)
- 17 Niesa Johnson (12/17/91 vs DePaul)
- 17 Carol Smith (1/30/85 vs Troy State)
- 17 Pam Timmerman (12/16/84 vs Portland)

\* NCAA Tournament Game

## Rebounds, Season

- 320 Yolanda Watkins (1993-94)
- 309 Carol Smith (1985-86)
- 305 Shalonda Enis (1995-96)
- 291 Sandra Murray (1977-78)
- 284 Shalonda Enis (1996-97)
- 278 Carol Smith (1984-85)
- 270 Laura Heard (1988-89)
- 267 Yolanda Watkins (1992-93)
- 264 Sylvia Akers (1981-82)
- 262 Justina Smith (1983-84)
- 253 LaToya Caudle (1998-99)
- 250 Carol Smith (1982-83)
- 247 Linda Burgess (1991-92)
- 247 Terri Hillard (1982-83)
- 241 Dominique Canty (1997-98)



Laura Heard was one of the most prolific rebounders in program history. She led the Tide on the boards three straight seasons and finished fifth on the career rebounding lists with 809.

## Year-by-Year Rebounding Leaders

1974-75	Julie Ellis	9.7
1975-76	Mary Hudgins	9.9
1976-77	Mary Hudgins	8.2
1977-78	Sandra Murray	9.4
1978-79	Leslie Payne	8.6
1979-80	Leslie Payne	7.7
1980-81	Leslie Payne	7.2
1981-82	Sylvia Akers	9.4
1982-83	Carol Smith	9.2
1983-84	Justina Smith	9.2
1984-85	Carol Smith	10.1
1985-86	Carol Smith	10.5
1986-87	Cynthia McDougale	5.1
1987-88	Laura Heard	5.1
1988-89	Laura Heard	7.1
1989-90	Laura Heard	10.0
1990-91	Linda Burgess	7.9
1991-92	Linda Burgess	8.2
1992-93	Yolanda Watkins	8.7
1993-94	Yolanda Watkins	9.8
1994-95	Yolanda Watkins	9.2
1995-96	Shalonda Enis	9.5
1996-97	Shalonda Enis	8.9
1997-98	Dominique Canty	7.1
	Tausha Mills	7.1
1998-99	LaToya Caudle	8.2
1999-00	Joni Crenshaw	5.6
2000-01	LaNisha Cartwell	6.1
2001-02	LaNisha Cartwell	5.0
2002-03	Jamilah Jones	7.8
2003-04	Dee Merriweather	7.6
2004-05	Dee Merriweather	6.8
2005-06	Dee Merriweather	8.4
2006-07	Talisha Chandler	6.6
2007-08	Talisha Chandler	7.3

## Rebounds Per Game, Season

1. 10.7	Carol Smith (1985-86)
2. 10.1	Carol Smith (1984-85)
3. 10.0	Laura Heard (1988-89)
4. 9.9	Mary Hudgins (1975-76)
5. 9.7	Yolanda Watkins (1994-94)
	Julie Ellis (1974-75)
7. 9.5	Shalonda Enis (1995-96)
8. 9.4	Sylvia Akers (1981-82)
	Sandra Murray (1977-78)
10. 9.3	Carol Smith (1982-83)
11. 9.2	Yolanda Watkins (1994-95)
12. 9.1	Terri Hillard (1982-83)
13. 8.9	Shalonda Enis (1996-97)
14. 8.6	Yolanda Watkins (1992-93)
	Leslie Payne (1978-79)

## Rebounds Per Game, Career

1. 9.3	Carol Smith (1982-86)
2. 9.2	Shalonda Enis (1995-97)
3. 8.7	Yolanda Watkins (1992-97)
4. 8.2	Justina Smith (1983-84)
5. 8.1	Linda Burgess (1990-92)



Terri Hillard racked up 823 rebounds in her career in the early 1980's, good for fourth on the Tide's all-time records. She averaged 6.4 rebounds per game while scoring over 1,600 points in her career at Alabama.

- 7.2 Dominique Canty (1995-99)
- 7.2 Leslie Payne (1977-81)
- 7.0 Laura Heard (1986-90)
- 6.9 Terri Hillard (1980-84)
- 6.8 Dee Merriweather (2002-06)
- 6.7 Sylvia Akers (1980-82)
- 6.6 Harriet Barnes (2005-2007)
- 6.5 Cassandra Crumpton (1982-84)
- 6.0 Tausha Mills (1996-99)
- 5.9 Niesa Johnson (1991-95)

## Rebounds, Career

- 1214 Yolanda Watkins (1992-97)
- 1055 Carol Smith (1982-86)
- 909 Dominique Canty (1995-99)
- 823 Terri Hillard (1980-84)
- 809 Leslie Payne (1977-81)
- 757 Dee Merriweather (2002-06)
- 741 Niesa Johnson (1991-95)
- 664 Laura Vaughn (1987-91)
- 614 Latrish Jones (1995-99)
- 589 Shalonda Enis (1995-97)
- 589 Stacey Franklin (1988-92)
- 583 Michelle Smith (1987-91)
- 574 Cynthia McDougale (1984-89)
- 556 Marlene Stevenson (1992-95)
- 530 LaNisha Cartwell (1998-02)

# ALL-TIME ASSIST RECORDS

## Assists, Game

1. 16 Shelly Pyles (2/12/86 vs Kentucky)
2. 15 Niesa Johnson (3/5/94 vs Ole Miss)
3. 14 Niesa Johnson (3/18/95 vs Duke)\*
- 14 Niesa Johnson (1/18/93 vs S. Alabama)
5. 13 Brittney Ezell (1/18/98 vs Miss. St.)
- 13 Brittney Ezell (12/18/97 vs UCLA)
- 13 Brittney Ezell (2/3/96 vs LSU)
- 13 Niesa Johnson (2/6/93 vs Miss. St.)
- 13 Niesa Johnson (12/29/92 vs Ga. Tech)
- 13 Amy Lannom (2/9/91 vs Florida)
11. 12 Manisha Redus (12/8/02 vs E. Carolina)
- 12 Dominique Canty (12/6/98 vs Penn St.)
- 12 Brittney Ezell (12/18/95 vs Beth-Cook)
- 12 Niesa Johnson (1/18/94 vs Mercer)
- 12 Amy Lannom (2/23/91 vs Miss. St.)
- 12 Sandra Rushing (11/22/85 vs Tenn. St.)
- 12 Lisa Leonard (1/14/83 vs DePaul)
- 12 Jackie White (1/3/81 vs LSU)


\* NCAA Tournament Game

## Assists, Season

1. 237 Niesa Johnson (1993-94)
2. 226 Niesa Johnson (1992-93)
3. 220 Brittney Ezell (1997-98)
4. 186 Niesa Johnson (1994-95)
5. 180 Dominique Canty (1995-96)
6. 165 Shelly Pyles (1986-87)
7. 164 Dominique Canty (1997-98)
8. 151 Niesa Johnson (1991-92)
9. 145 Mary Beasley (1980-81)
10. 144 Terri Hillard (1983-84)
11. 143 Brittney Ezell (1996-97)
- 143 Sandra Rushing (1985-86)
13. 141 Shondra Johnson (1999-00)
14. 137 Shondra Johnson (2000-01)
15. 131 Shondra Johnson (2001-02)

## Year-by-Year Assist Leaders

1974-75	Leila Jones	3.9
1976-77	Mary Hudgins	3.2
1977-78	Beverly White	2.6
1978-79	Sandra Murray	1.5
1979-80	Susan Cunningham	3.2
1980-81	Mary Beasley	4.4
1981-82	Donna Conaway	2.9
	Kristie Snyder	2.9
1982-83	Lisa Leonard	2.6
1983-84	Terri Hillard	4.5
1984-85	Sandra Rushing	3.9
1985-86	Sandra Rushing	5.2
1986-87	Shelly Pyles	5.8
1987-88	Shelly Pyles	4.9
1988-89	Amy Lannom	4.1
1989-90	Amy Lannom	3.2
1990-91	Amy Lannom	4.4
1991-92	Niesa Johnson	5.0
1992-93	Niesa Johnson	7.3
1993-94	Niesa Johnson	7.2



Shelly Pyles set the single-game assist mark in 1986, when she recorded 16 in a game against Kentucky. Pyles finished her career with 505 assists to rank fourth all-time.

1994-95	Niesa Johnson	6.0
1995-96	Brittney Ezell	5.6
1996-97	Brittney Ezell	4.6
1997-98	Brittney Ezell	6.5
1998-99	Dominique Canty	4.2
1999-00	Shondra Johnson	5.3
2000-01	Shondra Johnson	5.1
2001-02	Shondra Johnson	4.4
2002-03	Manisha Redus	4.7
2003-04	Manisha Redus	3.4
2004-05	Kate Mastin	2.5
2005-06	Leah Drury	2.4
2006-07	Nikki Davis	3.1
2007-08	Dedrea Magee	3.3

## Assists, Career

1. 800 Niesa Johnson (1991-95)
2. 620 Brittney Ezell (1994-99)
3. 525 Shondra Johnson (1999-02)
4. 505 Shelly Pyles (1984-88)
5. 459 Dominique Canty (1995-99)
6. 441 Amy Lannom (1988-92)
7. 368 Sandra Rushing (1982-86)
8. 280 Madonna Thompson (1991-95)
9. 268 Tracey Rutledge (1985-88)
10. 252 Terri Hillard (1980-84)
11. 251 Manisha Redus (2001-04)
12. 236 Beth Vice (1998-03)
13. 229 Kate Mastin (2002-07)
14. 223 Stacey Franklin (1988-92)
15. 187 Betsy Harris (1990-94)

## Assists Per Game, Season

1. 7.3 Niesa Johnson (1992-93)
2. 7.2 Niesa Johnson (1993-94)
3. 6.5 Brittney Ezell (1997-98)
4. 6.0 Niesa Johnson (1994-95)
5. 5.7 Shelly Pyles (1986-87)
6. 5.6 Brittney Ezell (1995-96)
7. 5.2 Shondra Jackson (1999-00)
8. 5.1 Sandra Rushing (1985-86)
- 5.1 Shondra Johnson (2000-01)
10. 5.0 Niesa Johnson (1991-92)
11. 4.8 Dominique Canty (1997-98)
12. 4.7 Manisha Redus (2002-03)
13. 4.6 Brittney Ezell (1996-97)
- 4.6 Shelly Pyles (1987-88)
15. 4.5 Terri Hillard (1983-84)

## Assists Per Game, Career

1. 6.4 Niesa Johnson (1991-95)
2. 4.8 Brittney Ezell (1994-99)
3. 4.6 Shondra Johnson (1998-02)
4. 4.4 Mary Beasley (1980-81)
5. 4.3 Shelly Pyles (1984-88)
6. 3.9 Amy Lannom (1988-92)
7. 3.8 Hazel Hall (1980-81)
8. 3.6 Dominique Canty (1995-99)
9. 3.4 Sandra Rushing (1982-86)
10. 3.3 Yalika Barnes (1999-00)
11. 3.2 Tracey Rutledge (1985-88)
12. 3.1 Manisha Redus (2001-04)
13. 2.9 Kristy Snyder (1981-82)
14. 2.9 Melissa Del-Valle (1991-93)
15. 2.8 Tina Moore (1986-88)



Brittney Ezell, who went on to serve a stint as an assistant coach at the Capstone, finished her career with 620 assists, second-best in school history.



# ALL-TIME STEAL / BLOCKED SHOTS RECORDS

## Steals, Game

1.	9	Dominique Canty (2/21/99 vs Vandy)
	9	Niesa Johnson (2/20/93 vs Arkansas)
3.	8	Yolanda Watkins (1/30/94 vs LSU)
	8	Niesa Johnson (2/28/93 vs Georgia)
	8	Tina Moore (2/8/88 vs MTSU)
6.	7	Marverly Nettles (11/22/04 vs MTSU)
	7	Beth Vice (12/29/01 vs MTSU)
	7	Shalonda Enis (11/25/93 vs Maine)
	7	Niesa Johnson (1/18/94 vs Mercer)
	7	Stacey Franklin (2/6/92 vs Alabama St.)
	7	Niesa Johnson (2/1/92 vs Kentucky)
	7	Melissa Del-Valle (11/29/91 vs NE La.)
	7	Tina Moore (2/26/88 vs Alabama St.)
	7	Shelly Pyles (12/6/86 vs S.F. Austin)
	7	Shelly Pyles (11/28/86 vs Fla. A&M)
	7	Cynthia McDougle (12/16/84 vs Portland)
	7	Shelly Pyles (12/3/84 vs W. Florida)
	7	Audrey Gavin (2/4/84 vs Delta State)
	7	Terri Hillard (1/4/84 vs Auburn)
	7	Cassandra Crumpton (12/18/83 vs L'ville)

## Steals, Season

1.	95	Niesa Johnson (1992-93)
2.	93	Niesa Johnson (1993-94)
3.	89	Shelly Pyles (1986-87)
4.	86	Niesa Johnson (1991-92)
5.	82	Cassandra Crumpton (1983-84)
6.	80	Tina Moore (1987-88)
7.	76	Niesa Johnson (1994-95)
8.	71	Shelly Pyles (1986-87)
9.	70	Dominique Canty (1998-99)
10.	66	Shalonda Enis (1995-96)
11.	62	Mary Beasley (1980-81)
12.	61	Amy Lannom (1991-92)
	61	Navonda Moore (2006-07)
14.	59	Melissa Del-Valle (1991-92)
	59	Madonna Thompson (1994-95)

## Steals, Career (min. 25 games)

1.	350	Niesa Johnson (1991-95)
2.	251	Shelly Pyles (1984-88)
3.	219	Dominique Canty (1995-99)
4.	182	Madonna Thompson (1992-95)
5.	176	Shondra Johnson (1999-02)
6.	175	Navonda Moore (2003-07)
7.	172	Carol Smith (1982-86)
8.	171	Amy Lannom (1988-92)
	171	Terri Hillard (1980-84)
10.	166	Brittney Ezell (1994-99)
11.	145	Betsy Harris (1990-94)
12.	141	Sissy Braden (1986-90)
13.	140	Yolanda Watkins (1992-97)
14.	132	Cassandra Crumpton (1982-84)
15.	131	Tracey Rutledge (1985-88)

## Blocks, Game

1.	9	Terri Hillard (3/5/81 vs Miss. College)
2.	7	Yolanda Watkins (2/20/93 vs Arkansas)
3.	6	Yolanda Watkins (3/26/94 vs Penn St.)*
	6	Yolanda Watkins (12/4/94 vs Tenn. St.)
	6	Yolanda Watkins (1/30/94 vs LSU)

6	Yolanda Watkins (1/12/94 vs Troy St.)	
7.	5	Dee Merriweather (1/16/05 vs LSU)
	5	Joni Crenshaw (2/21/99 vs Vandy)
	5	Tausha Mills (2/5/98 vs UNC-Charlotte)
	5	Tausha Mills (12/19/96 vs Penn St.)
	5	DeeDee Davis (2/20/84 vs Ole Miss)
	5	Carol Smith (1/22/83 vs LSU)
	5	Leslie Payne (1/3/81 vs LSU)
	5	Terri Hillard (11/19/80 vs Vandy)

\*NCAA Tournament game

## Blocks, Season

1.	68	Yolanda Watkins (1993-94)
2.	61	Tausha Mills (1997-98)
3.	52	Dee Merriweather (2004-05)
4.	50	Leslie Payne (1980-81)
5.	49	Dee Merriweather (2005-06)
6.	48	Leslie Payne (1980-81)
7.	40	Yolanda Watkins (1992-93)
	40	Yolanda Watkins (1994-95)
9.	39	Yolanda Watkins (1996-97)
10.	38	Terri Hillard (1980-81)
11.	35	Shalonda Enis (1995-96)
12.	34	Joni Crenshaw (1999-00)
13.	30	DeeDee Davis (1983-84)
14.	29	Tawana Freeman (2003-04)
	29	Jamilah Johns (2002-03)
	29	Carol Smith (1982-83)

## Blocks, Career

1.	187	Yolanda Watkins (1992-97)
2.	138	Dee Merriweather (2002-06)
3.	125	Leslie Payne (1977-81)
4.	103	Joni Crenshaw (1998-01)
5.	98	Terri Hillard (1980-84)
6.	82	Tausha Mills (1996-99)
7.	81	DeeDee Davis (1983-87)
8.	78	Carol Smith (1982-86)
9.	73	LaNisha Cartwell (1998-02)
10.	57	Michelle Smith (1987-91)
11.	56	Shalonda Enis (1995-97)
12.	55	Latrish Jones (1995-99)
13.	53	Dominique Canty (1995-99)
14.	47	Linda Burgess (1990-92)
	47	Niesa Johnson (1991-95)

## Games Played, Season

1.	34	Leah Goss (1997-98)
	34	Dominique Canty (1997-98)
	34	Brittney Ezell (1997-98)
	34	Tausha Mills (1997-98)
	34	LaToya Caudle (1997-98)
6.	10 tied at 33 games	

## Games Started, Season


1.	33	Leslie Payne (1980-81)
	33	Betsy Harris (1993-94)
3.	32	Mary Beasley (1980-81)
	32	Niesa Johnson (1993-94)
5.	14 tied at 31 games	

## Games Played, Career

1.	128	Brittney Ezell (1994-99)
2.	127	Dominique Canty (1995-99)
3.	125	Niesa Johnson (1991-95)
	125	Yolanda Watkins (1992-97)
5.	123	Madonna Thompson (1991-95)
	123	Betsy Harris (1990-94)
	123	Latrish Jones (1995-99)
8.	121	Pam Duncan (1994-99)
	121	LaNisha Cartwell (1998-02)
10.	120	Terri Hillard (1980-84)
11.	116	Monique Bivins (2001-05)
12.	115	Beth Vice (1998-03)
	115	Shondra Johnson (1998-02)
	115	Stacey Franklin (1988-92)

## Games Started, Career

1.	121	Niesa Johnson (1991-95)
2.	114	Brittney Ezell (1994-99)
3.	113	Yolanda Watkins (1992-97)
4.	108	Dominique Canty (1995-99)
5.	99	Cynthia McDougle (1984-89)
6.	93	Betsy Harris (1990-94)
7.	92	Madonna Thompson (1991-95)
8.	91	Shondra Johnson (1998-02)
9.	90	Carol Smith (1982-86)
10.	89	Amy Lannom (1988-92)
11.	84	Stacey Franklin (1988-92)
12.	83	Shelly Pyles (1984-88)
13.	81	Marlene Stevenson (1992-95)
14.	80	Dee Merriweather (2002-06)
15.	79	LaNisha Cartwell (1998-02)



Niesa Johnson holds the Alabama record for steals in a season and in a career and owns a tie for the all-time mark for steals in a game.

# ALL-TIME SHOOTING RECORDS

## Field Goals Made, Game

- 16 Cassandra Crumpton (1/22/83 vs LSU)
- 16 Linda Burgess (12/2/91 vs Loyola)
- 16 Shalonda Enis (11/29/95 vs ETSU)
- 16 Cassandra Crumpton (1/22/83 vs LSU)
- 15 Dominique Canty (1/31/99 vs Tennessee)
- 14 Carol Smith (11/22/85 vs Tennessee)
- 14 Dominique Canty (3/15/96 vs App. St.)\*
- 14 Shalonda Enis (12/2/95 vs Richmond)
- 14 Linda Burgess (3/19/92 vs Tenn. Tech)\*
- 14 Carol Smith (11/22/85 vs Tenn. St.)
- 14 Carol Smith (1/7/84 vs Georgia St.)
- 14 Carol Smith (1/16/83 vs Notre Dame)
- 14 Terri Hillard (1/25/82 vs UAB)
- 14 Terri Hillard (1/6/82 vs Miss. St.)
- 14 Donna Conaway (12/12/81 vs Idaho St.)
- 14 Cassandra Crumpton (12/28/83 vs St. John's)

\*NCAA Tournament Game

## Field Goals Made, Season

- 296 Shalonda Enis (1995-96)
- 262 Dominique Canty (1997-98)
- 255 Cassandra Crumpton (1983-84)
- 252 Linda Burgess (1991-92)
- 238 Terri Hillard (1981-82)
- 231 Carol Smith (1985-86)
- 222 Cassandra Crumpton (1982-83)
- 216 Niesa Johnson (1994-95)
- 213 Dominique Canty (1998-99)
- 209 Carol Smith (1983-84)

## Field Goals Made, Career

- 828 Dominique Canty (1996-99)
- 808 Carol Smith (1982-86)
- 716 Niesa Johnson (1991-95)
- 688 Yolanda Watkins (1992-97)
- 652 Terri Hillard (1980-84)
- 633 Cynthia McDougle (1984-89)
- 518 Laura Vaughn (1987-91)
- 498 Shalonda Enis (1995-97)
- 493 Betsy Harris (1990-94)
- 477 Cassandra Crumpton (1982-84)

## Field Goals Attempted, Game

- 31 Julie Ellis (1/14/75 vs Talladega)
- 29 Shalonda Enis (2/19/96 vs Vandy)
- 29 Shalonda Enis (2/17/96 vs Florida)
- 28 Terri Hillard (1/25/82 vs UAB)
- 28 Niesa Johnson (2/26/94 vs Ole Miss)
- 28 Cassandra Crumpton (1/22/83 vs LSU)
- 27 Niesa Johnson (1/26/92 vs Tennessee)
- 27 Niesa Johnson (3/18/95 vs Duke)\*
- 26 Monique Bivins (2/29/04 vs Miss. St.)
- 26 Tracey Rutledge (12/31/87 vs N.M. St.)
- 26 Donna Conaway (12/5/81 vs Georgia St.)
- 26 Cassandra Crumpton (1/1/84 vs Auburn)

\*NCAA Tournament game

## Field Goals Attempted, Season

- 629 Shalonda Enis (1995-96)
- 515 Cassandra Crumpton (1983-84)
- 507 Sandra Murray (1977-78)
- 506 Dominique Canty (1997-98)
- 497 Niesa Johnson (1994-95)
- 488 Cassandra Crumpton (1982-83)
- 467 Terri Hillard (1981-82)
- 465 Niesa Johnson (1991-92)
- 455 Shalonda Enis (1996-97)
- 445 Dominique Canty (1998-99)
- 445 Linda Burgess (1991-92)

## Field Goals Attempted, Career

- 1777 Niesa Johnson (1991-95)
- 1628 Dominique Canty (1995-99)
- 1472 Carol Smith (1982-86)
- 1459 Yolanda Watkins (1992-97)
- 1423 Terri Hillard (1980-84)
- 1245 Betsy Harris (1990-94)
- 1173 Laura Vaughn (1987-91)
- 1084 Shalonda Enis (1995-97)
- 1075 Monique Bivins (2001-05)
- 1048 Beth Vice (1998-03)

## Field Goal Percentage, Game (min. 7 attempts)

- 100 Laura Heard (1/15/88, 9-9 vs Arkansas)
- 100 Cynthia McDougle (1/26/86, 8-8 vs Florida)
- 100 Latrish Jones (1/17/99, 7-7 vs Miss. St.)
- 100 Sissy Braden (2/1/87, 7-7 vs Georgia)
- 100 Pam Duncan (2/8/98, 7-7 vs Georgia)
- 100 Camilla Crenshaw (1/5/93, 7-7 vs Xavier)
- 100 Betsy Harris (2/20/93, 7-7 vs Arkansas)
- 100 Shondra Johnson (11/17/00, 7-7 vs Samford)
- 100 Shondra Johnson (2/24/99, 7-7 vs S. Carolina)
- 100 Yolanda Watkins (12/3/93, 7-7 vs Coppin St.)

## Field Goal Percentage, Season (min. 50 made)

- 58.6 Cynthia McDougle (1984-85)
- 58.4 Michelle Smith (1988-89)
- 57.9 DeeDee Davis (1986-87)
- 57.5 DeeDee Davis (1983-84)
- 57.4 Stacey Franklin (1991-92)
- 57.1 Laura Heard (1987-88)
- 56.9 Stacey Franklin (1988-89)
- 56.8 Michelle Smith (1987-88)
- 56.6 Linda Burgess (1991-92)
- 56.2 Laura Heard (1986-87)

## Field Goal Percentage, Career (min. 75 made)

- 55.6 DeeDee Davis (1983-87)
- 54.9 Carol Smith (1982-86)
- 54.5 Linda Burgess (1990-92)
- 53.5 Stacey Franklin (1988-92)
- 53.5 Laura Heard (1986-90)
- 51.9 Justina Smith (1983-84)
- 51.7 LaNisha Cartwell (1998-02)
- 51.5 Cynthia McDougle (1984-89)
- 50.9 Dominique Canty (1995-99)
- 50.7 Joni Crenshaw (1997-00)

## Three Pointers Made, Game

- 8 Amy Lannom (1/4/92 vs Florida)
- 8 Betsy Harris (2/16/94 vs Auburn)
- 8 Brittney Ezell (1/11/98 vs Arkansas)
- 8 Beth Vice (11/30/02 vs S.F. Austin)
- 8 Kate Mastin (11/25/06 vs CS Northridge)
- 7 Nicole Carruth (2/18/98 vs. Ga. South.)
- 7 Betsy Harris (2/16/94 vs Auburn)
- 7 Beth Vice (3/15/01 vs Memphis)\*
- 7 Katie Sipe (2/24/02 vs LSU)
- 7 Monique Bivins (12/29/02 vs Bucknell)
- 6 Monique Bivins (3/3/05 vs Florida)
- 6 Katie Sipe (2/29/04 vs Miss. St.)
- 6 Monique Bivins (2/15/04 vs Arkansas)
- 6 Beth Vice (1/24/02 vs Auburn)
- 6 Beth Vice (1/20/02 vs Tennessee)
- 6 Beth Vice (1/10/02 vs Arkansas)
- 6 Nicole Carruth (2/25/99 vs Auburn)
- 6 Beth Vice (2/21/99 vs Vandy)
- 6 Kaundra Williams (12/13/98 vs UAB)
- 6 Kimberly Wilson (1/4/96 vs Arkansas)
- 6 Annette Mollerstrom (3/16/94 vs Oregon)\*

## Three Pointers Made, Season

- 91 Betsy Harris (1993-94)
- 89 Betsy Harris (1992-93)
- 86 Beth Vice (2001-02)
- 76 Niesa Johnson (1991-92)
- 75 Niesa Johnson (1994-95)
- 72 Beth Vice (2002-03)
- 70 Beth Vice (2000-01)
- 70 Brittney Ezell (1997-98)
- 69 Kate Mastin (2006-07)
- 65 Amy Lannom (1991-92)

## Three Pointers Made, Career

- 272 Betsy Harris (1990-94)
- 270 Beth Vice (1998-03)
- 265 Niesa Johnson (1991-95)
- 201 Brittney Ezell (1994-99)
- 193 Monique Bivins (2001-05)
- 158 Nicole Carruth (1996-01)
- 153 Katy Sipe (2001-05)
- 144 Kate Mastin (2002-07)
- 143 Madonna Thompson (1991-95)
- 141 Amy Lannom (1988-92)

## Three Pointers Attempted, Game

- 18 Niesa Johnson (3/18/95 vs Duke)\*
- 17 Betsy Harris (1/16/94 vs Florida)
- 17 Brittney Ezell (1/11/98 vs Arkansas)

# ALL-TIME SHOOTING RECORDS

## Three Pointers Attempted, Game

1.	18	Niesha Johnson (3/18/95 vs Duke)*
2.	17	Betsy Harris (1/16/94 vs Florida)
	17	Brittney Ezell (1/11/98 vs Arkansas)
4.	15	Niesha Johnson (1/13/92)
	15	Betsy Harris (1/30/94 vs LSU)
	15	Niesha Johnson (1/13/92 vs App. St.)*
	15	Amy Lannom (1/4/92 vs Florida)
	15	Kate Mastin (1/5/06 vs Florida)
9.	14	Monique Bivins (2/15/04 vs Arkansas)
	14	Shalonda Enis (12/28/95 vs Oklahoma)
	14	Betsy Harris (3/5/93 vs LSU)
	14	Laura Vaughn (2/24/90 vs Tennessee)
	14	Laura Vaughn (1/9/90 vs Georgia)

## Three Pointers Attempted, Season

1.	264	Betsy Harris (1993-94)
2.	228	Niesha Johnson (1991-92)
3.	208	Betsy Harris (1992-93)
4.	207	Brittney Ezell (1997-98)
5.	204	Kaundra Williams (1998-99)
6.	201	Beth Vice (2000-01)
7.	200	Niesha Johnson (1994-95)
8.	199	Beth Vice (2002-03)
9.	198	Beth Vice (2001-02)
10.	195	Amy Lannom (1991-92)

## Three Pointers Attempted, Career

1.	761	Niesha Johnson (1991-95)
2.	729	Betsy Harris (1990-94)
3.	719	Beth Vice (1998-03)
4.	642	Brittney Ezell (1994-99)
5.	548	Monique Bivins (2001-05)
6.	425	Katie Sipe (2000-05)
	425	Madonna Thompson (1991-95)
8.	414	Amy Lannom (1988-92)
9.	404	Kate Mastin (2002-07)
10.	399	Nicole Carruth (1996-01)

## Three Point Percentage, Game (min. 4 attempts)

1.	100	Brittney Ezell (12/29/94, 5-5 vs UNCAshville)
	100	Nicole Carruth (12/1/98, 4-4 vs S. Alabama)
	100	Amy Lannom (12/1/90, 4-4 vs Southern)
	100	Manisha Redus (12/29/00, 4-4 vs UMass)
	100	Niesha Johnson (1/3/95, 4-4 vs ETSU)
	100	Niesha Johnson (12/20/91, 5-5 vs Houston)
7.	88.9	Beth Vice (11/30/02 vs S.F. Austin)
	87.5	Nicole Carruth (2/18/98 vs Ga. South.)
9.	85.7	Nicole Carruth (2/27/98 vs S. Carolina)
10.	80.0	Kate Mastin (12/1/05 vs Ala. A&M)
	80.0	Kate Mastin (11/25/06 vs CS Northridge)

## Three Point Percentage, Season (min. 20 made)

1.	48.2	Monique Bivins (2001-02)
2.	47.5	Nicole Carruth (1997-98)
3.	43.4	Beth Vice (2001-02)
4.	42.8	Betsy Harris (1992-93)
5.	40.5	Leah Monteith (1995-96)
6.	40.2	Katie Sipe (2003-04)
7.	39.4	Betsy Harris (1990-91)
8.	39.1	Nicole Carruth (1998-99)
9.	38.8	Nicole Carruth (2000-01)
10.	38.6	Pam Duncan (1997-98)

## Three Point Percentage, Career (min. 30 made)

1.	39.6	Nicole Carruth (1996-01)
2.	37.8	Leah Goss (1997-99)
3.	37.6	Beth Vice (1998-03)
4.	37.3	Betsy Harris (1990-94)
5.	36.3	Leah Monteith (1993-97)
6.	36.0	Katie Sipe (2001-05)
7.	35.6	Kate Mastin (2002-07)
8.	35.2	Monique Bivins (2001-05)
9.	34.8	Niesha Johnson (1991-95)
10.	34.4	Pam Duncan (1994-99)

## Free Throws Made, Game

1.	16	Shondra Johnson (12/2/01 vs Providence)
2.	14	Shondra Johnson (3/12/99 vs Grambling)*
3.	13	Dominique Canty (12/1/98 vs S. Alabama)
	13	Stacey Franklin (2/17/91 vs Ala. St.)
	13	Yolanda Watkins (12/5/92 vs La. Tech)
	13	Yolanda Watkins (2/16/94 vs Kentucky)
	13	Shalonda Enis (12/30/95 vs W. Kentucky)
	13	Shondra Johnson (1/6/02 vs Kentucky)
	13	Beth Vice (1/26/03 vs Ole Miss)

## Free Throws Made, Season

1.	203	Dominique Canty (1997-98)
2.	181	Dominique Canty (1998-99)
3.	180	Shondra Johnson (2001-02)
4.	147	Shondra Johnson (2000-01)
5.	146	Niesha Johnson (1994-95)
6.	145	Shalonda Enis (1995-96)
7.	144	Dominique Canty (1996-97)
8.	113	Shondra Johnson (1999-00)
9.	111	Marverly Nettles (2004-05)
10.	109	Yolanda Watkins (1992-93)
	109	Carol Smith (1984-85)

## Free Throws Made, Career

1.	628	Dominique Canty (1995-99)
2.	534	Shondra Johnson (1999-02)
3.	437	Niesha Johnson (1992-95)
4.	377	Yolanda Watkins (1993-97)
5.	355	Carol Smith (1982-86)
6.	302	Terri Hillard (1980-84)
7.	261	Betsy Harris (1990-94)
8.	264	Navonda Moore (2003-07)
9.	251	Shalonda Enis (1995-97)
	251	Stacey Franklin (1988-92)

## Free Throws Attempted, Game

1.	19	Shondra Johnson (12/20/00 vs Creighton)
2.	18	Dominique Canty (12/27/96 vs Grambling)
	18	Shondra Johnson (12/2/01 vs Providence)
4.	17	Sandra Murray (1/23/78 vs J'ville St.)
	17	Linda Burgess (12/17/92 vs Aust. Peay)
	17	Shondra Johnson (11/24/00 vs Cal)
	16	Shondra Johnson (2/7/02 vs Miss. St.)
	16	Shondra Johnson (2/3/02 vs Arkansas)
	16	Shondra Johnson (11/27/99 vs Drake)
	16	Shondra Johnson (3/12/99 vs Grambling)*
	16	Dominique Canty (2/1/98 vs Tennessee)
	16	Yolanda Watkins (2/13/94 vs Kentucky)

## Free Throws Attempted, Season

1.	270	Dominique Canty (1997-98)
2.	243	Shondra Johnson (2001-02)
3.	236	Dominique Canty (1998-99)
4.	218	Dominique Canty (1996-97)

5.	212	Shalonda Enis (1995-96)
6.	205	Shondra Johnson (2000-01)
7.	178	Niesha Johnson (1994-95)
8.	169	Shondra Johnson (1999-00)
9.	167	Linda Burgess (1991-92)
10.	166	Carol Smith (1985-86)

## Free Throws Attempted, Career

1.	875	Dominique Canty (1995-99)
2.	742	Shondra Johnson (1998-02)
3.	562	Niesha Johnson (1991-95)
4.	556	Carol Smith (1982-86)
5.	536	Terri Hillard (1980-84)
6.	530	Yolanda Watkins (1992-97)
7.	369	Navonda Moore (2003-07)
8.	364	Shalonda Enis (1995-97)
9.	341	Brittney Ezell (1994-99)
10.	340	Betsy Harris (1990-94)

## Free Throw Percentage, Game (min. 10 made)

1.	100	Dominique Canty (12/1/98, 13-13 vs S. Alabama)
	100	Yolanda Watkins (12/5/92, 13-13 vs La. Tech)
	100	Betsy Harris (2/9/91, 12-12 vs Florida)
	100	Yolanda Watkins (12/11/93, 12-12 vs La. Tech)
	100	Marverly Nettles (1/16/05, 11-11 vs LSU)
	100	Kaundra Williams (2/21/99, 11-11 vs Vandy)
	100	Marverly Nettles (1/5/05, 10-10 vs N.D. St.)
	100	Camilla Crenshaw (2/28/94, 10-10 vs Troy St.)
	100	Betsy Harris (12/13/91, 10-10 vs A. Peay)
	100	Lisa DePriest (2/10/80, 10-10 vs LSU)
	100	Shondra Johnson (1/27/00, 10-10 vs Kentucky)
	100	Kate Mastin (12/21/04, 10-10 vs Ala. A&M)
	100	Melissa DeVille (12/19/92, 10-10 vs Clemson)
	100	Navonda Moore (1/28/07, 10-10 vs Tennessee)

## Free Throw Percentage, Season (min. 20 made)

1.	1.00	Katie Sipe (2003-04)
2.	89.5	Hazel Hall (1980-81)
3.	88.6	Beth Vice (2001-02)
4.	88.4	Kate Mastin (2006-07)
5.	86.8	Sandra Rushing (1984-85)
6.	85.7	Cassandra Crumpton (1982-83)
7.	82.0	Niesha Johnson (1994-95)
	82.0	Camilla Crenshaw (1993-94)
9.	81.5	Leah Monteith (1996-97)
10.	80.8	Kelly Holland (1980-81)

## Free Throw Percentage, Career (min. 50 made)

1.	84.1	Katie Sipe (2001-05)
2.	81.6	Beth Vice (1998-03)
3.	80.0	Sandra Rushing (1982-86)
4.	79.3	Cassandra Crumpton (1982-84)
5.	78.3	Kate Mastin (2002-07)
6.	77.8	Niesha Johnson (1991-95)
7.	77.2	Madonna Thompson (1991-95)
8.	77.0	Marverly Nettles (2004-06)
9.	76.8	Betsy Harris (1990-94)
10.	75.8	Mary Beasley (1980-81)



# TEAM SINGLE-GAME RECORDS

## Most Games Played in a Season

33 • 1993-94

## Most Wins

26 • 1993-94

## Best Winning Percentage

.788 • 1993-94 (26-7)

## Most Consecutive Wins

14 • 1996-97 (12/6 vs. Jackson St. thru 1/22 vs Kentucky)

## Best Conference Winning Percentage

.833 • 1996-97 (10-2)

## Most Conference Wins

10 • Twice, 1996-97 & 1997-98

## Most Points

**Game-** 122 vs Oral Roberts (2/25/93)  
**Season-** 2840 • 1993-94 (33 games)  
**Season Average-** 87.9 • 1991-92

## Most Field Goals Made

**Game-** 51 vs Queens (12/29/83)  
**Season-** 1049 • 1983-84

## Most Field Goals Attempted

**Game-** 114 vs Duke (3/18/95)  
**Season-** 2343 • 1993-94

## Highest Field Goal Percentage

**Game-** 67.2 vs UA-Huntsville (1/9/86)  
**Season-** .488 • 1985-86

## Most Free Throws Attempted

**Game-** 56 vs Alabama State (11/27/90)  
**Season-** 831 • 1993-94

## Fewest Free Throws Attempted

**Game-** 3, twice • vs Vanderbilt (1/17/02), vs Louisiana Tech (3/21/98)

## Highest Free Throw Percentage

**Game-** 100 vs Clemson (12/19/92) - 20 of 20  
**Season-** .709 • 1993-94

## Most Assists

**Game-** 35 vs Vanderbilt (11/19/80)  
**Season-** 638 • 1980-81

## Most Steals

**Game-** 30 vs Oral Roberts (2/27/93)  
**Season-** 411 • 1992-93

## Most Blocked Shots

**Game-** 18 vs LSU (1/22/83)  
**Season-** 141 • 1997-98

## Most Turnovers

**Game-** 36 vs Tennessee (3/4/89)  
**Season-** 628 • 2005-06

## Most Personal Fouls

**Game-** 37 vs Alabama State (2/13/91)  
**Season-** 717 • 1993-94

## Most Rebounds

**Game-** 71 vs Belhaven (11/24/80)  
**Season-** 1605 • 1993-94  
**Season Average-** 48.6 • 1993-94

## Most 3-Point Field Goals Made

**Game-** 14 vs Miss. Valley St. (1/8/92), vs Loyola (2/3/93)  
**Season-** 248 • 1991-92

## Most 3-Point Field Goals Attempted

**Game-** 39 vs Miss. Valley St. (1/8/92)  
**Season-** 759 • 1991-91

## Highest 3-Point Field Goal Percentage

**Game-** 75.0 vs Arkansas (1/10/02) 9 of 12  
**Season-** 40.1 • 2001-02

## Most Points Scored in a Losing Game

101 vs Florida (1/4/92 • 103-101)

## Least Points Scored in a Win

48 vs Athens (2/1/75 • 48-35)

## SEC Game Records

**Most Points**  
**Game-** 105 vs Georgia (2/29/92)

## Most Field Goals Made

**Game-** 44 vs Mississippi St. (1/28/85)

## Most Field Goals Attempted

**Game-** 89 vs Vanderbilt (2/4/89)

## Highest Field Goal Percentage

**Game-** 61.8 vs Mississippi St. (2/7/02)

## Most Free Throws Attempted

**Game-** 41, twice • vs Florida (2/9/91), vs Ole Miss (2/6/82)

## Fewest Free Throws Attempted

**Game-** 3 vs Vanderbilt (1/17/02)

## Highest Free Throw Percentage

**Game-** 91.2 vs Arkansas (3/4/95)

## Most Assists

**Game-** 35 vs Vanderbilt (11/19/80)

## Most Steals

**Game-** 20, four times • most recent vs Georgia (2/28/93)

## Most Blocked Shots

**Game-** 18 vs LSU (1/22/83)

## Most Turnovers

**Game-** 36 vs Tennessee (3/4/89)

## Most Personal Fouls

**Game-** 33 vs Ole Miss (1/29/86)

## Most Rebounds

**Game-** 68 vs South Carolina (1/22/95)

## Most 3-Point Field Goals Made

**Game-** 13 vs Kentucky (2/13/94)

## Most 3-Point Field Goals Attempted

**Game-** 31 vs Florida (2/16/97)

## Highest 3-Point Field Goal Percentage

**Game-** 75.0 vs Arkansas (1/10/02) 9 of 12

## Most Points Scored in a Losing Game

101 vs Florida (1/4/92 • 103-101)

## Least Points Scored in a Win

60, twice • vs Auburn (2/10/02 • 60-57), vs Auburn (1/11/01 • 60-53)

## Alabama Milestone Wins

### 1st

December 6, 1974  
78-50 vs Athens College

### 50th

January 21, 1978  
77-72 vs North Carolina

### 100th

January 31, 1981  
80-66 vs Georgia

### 150th

December 27, 1983  
102-42 vs Xavier

### 200th

November 29, 1986  
76-49 vs UAB

### 250th

November 24, 1989  
86-59 vs Chattanooga

### 300th

February 12, 1992  
72-69 vs Auburn

### 350th

March 13, 1994  
96-86 vs Oregon State

### 400th

November 28, 1996  
102-74 vs Arizona State

### 450th

March 15, 1998  
75-74 vs UCLA

### 500th

January 28, 2001  
67-64 vs Ole Miss

### 550th

November 22, 2004  
80-66 vs Middle Tennessee St.

# SEC RECORDS

## All-Time SEC Tournament

(1980-2007)

Team	Won	Lost	PCT	Titles
Tennessee	54	16	.771	11
Georgia	37	24	.607	4
Auburn	30	24	.556	4
Vanderbilt	36	23	.610	6
LSU	25	26	.490	2
<b>ALABAMA</b>	<b>24</b>	<b>28</b>	<b>.462</b>	<b>0</b>
Ole Miss	21	28	.429	0
Arkansas	9	17	.346	0
Florida	14	27	.341	0
Kentucky	11	27	.289	1
Mississippi State	11	28	.282	0
South Carolina	3	16	.158	0

## Top Of The Charts

### Team

Year	Stat	Total
1978	Scoring Defense	62.9 ppg
	Rebound Defense	30.7 rpg
1988	Steals	12.3 spg
1989	Rebounds	45.4 rpg
1991	3PT Defense	29.0
1992	Scoring	87.9 ppg
	Rebounds	46.2 rpg
	Steals	13.5 spg
1993	Scoring	86.7 ppg
	3PT/Game	7.6 pg
	Steals	13.3 spg
1994	Scoring	86.1 ppg
1995	Scoring	83.6 ppg
	Rebounds	47.4 rpg
1997	Scoring	78.5 ppg
	Rebounds	47.7 rpg
	Scoring Margin	+17.5 ppg
1998	Rebound Margin	+10.0 rpg
	FG Defense	36.8
	3PT Percentage	35.9
1999	3PT/Game	5.8 pg
	FG Defense	38.5
2002	Rebounds	43.5 rpg
	3PT Percentage	40.1

Note: Totals are for all games

### Individual

Year	Player	Stat (Total)
1982	Donna Conaway	FT (79.2)
1983	Cassandra Crumpton	FT (85.7)
1992	Niesa Johnson	Steals (2.9 pg)
	Betsy Harris	3PT (42.8)
1993	Betsy Harris	3PT/G (2.9)
	Niesa Johnson	Assists (7.3 pg)
1994	Niesa Johnson	Steals (3.1 pg)
	Niesa Johnson	Assists (7.2 pg)
1996	Shalonda Enis	Rebs (9.5 pg)
1998	Leah Goss	3PT (37.8)

Note: Totals are for all games

## SEC Regular Season Champions

(Began official sponsorship in 1983)

Year	Champion	Record/SEC Regular	SEC Runnerup
1980	Tennessee	33-5	----
1981	Auburn	26-7	----
1982	Kentucky	24-8	----
1983	Georgia	27-7/4-4	----
1984	Georgia	30-3/7-1	----
1985	Tennessee	22-10/4-4	----
1986	Georgia	30-2/9-0	LSU
1987	Auburn	31-2/8-1	Georgia, Ole Miss
1988	Auburn	32-3/9-0	Tennessee
1989	Auburn	32-2/9-0	Tennessee
1990	Tennessee	27-6/8-1	Auburn
1991	Georgia	28-4/9-0	Auburn
1992	Ole Miss	29-3/11-0	Tennessee
1993	Tennessee	29-3/11-0	Vanderbilt
1994	Tennessee	31-2/11-0	Vanderbilt
1995	Tennessee	34-3/11-0	Georgia
1996	Georgia	28-5/10-1	Tennessee
1997	Georgia	25-6/11-1	ALABAMA
1998	Tennessee	39-0/14-0	ALABAMA, Florida
1999	Tennessee	31-3/13-1	LSU
2000	Georgia	32-4/13-1	LSU
	Tennessee	33-4/13-1	
2001	Tennessee	31-3/14-0	Florida, Georgia
2002	Tennessee	29-5/13-1	Vanderbilt, S. Carolina
2003	Tennessee	33-5/14-0	LSU
2004	Tennessee	31-4/14-0	LSU
2005	LSU	33-3/14-0	Tennessee
2006	LSU	31-4/13-1	Tennessee
2007	Tennessee	34-3/14-0	Georgia
2008	LSU	31-6/14-0	Tennessee

\*\* From 1980-85, the SEC champion was the winner of the SEC tournament. A round-robin schedule has determined regular season champion since 1986. The tournament is played to determine the recipient of the league's automatic NCAA bid.

## SEC Tournament Champions

Year	Champion	Runnerup	Site
1980	Tennessee	Ole Miss	Knoxville, Tenn.
1981	Auburn	<b>ALABAMA</b>	Baton Rouge, La.
1982	Kentucky	Tennessee	Lexington, Ky.
1983	Georgia	Ole Miss	Knoxville, Tenn.
1984	Georgia	<b>ALABAMA</b>	Athens, Ga.
1985	Tennessee	Auburn	Oxford, Miss.
1986	Georgia	LSU	Athens, Ga.
1987	Auburn	Georgia	Albany, Ga.
1988	Tennessee	Auburn	Albany, Ga.
1989	Tennessee	Auburn	Albany, Ga.
1990	Auburn	Tennessee	Albany, Ga.
1991	LSU	Tennessee	Albany, Ga.
1992	Tennessee	Georgia	Albany, Ga.
1993	Vanderbilt	Georgia	Chattanooga, Tenn.
1994	Tennessee	Vanderbilt	Chattanooga, Tenn.
1995	Vanderbilt	Tennessee	Chattanooga, Tenn.
1996	Tennessee	<b>ALABAMA</b>	Chattanooga, Tenn.
1997	Auburn	Florida	Chattanooga, Tenn.
1998	Tennessee	<b>ALABAMA</b>	Columbus, Ga.
1999	Tennessee	Georgia	Chattanooga, Tenn.
2000	Tennessee	Mississippi State	Chattanooga, Tenn.
2001	Georgia	Vanderbilt	Memphis, Tenn.
2002	Vanderbilt	LSU	Nashville, Tenn.
2003	LSU	Tennessee	Little Rock, Ark.
2004	Vanderbilt	Georgia	Nashville, Tenn.
2005	LSU	LSU	Greenville, S.C.
2006	Tennessee	LSU	N Little Rock, Ark.
2007	Vanderbilt	LSU	Duluth, Ga.
2008	Tennessee	LSU	Nashville, Tenn.

# SEC TOURNAMENT RESULTS

## Alabama's All-Time SEC Tournament Results

Year	Rd	Opponent/Score	Site
1980	First	Alabama 69, Vanderbilt 53	Knoxville, Tenn.
	Second	Kentucky 77, Alabama 69	
1981	First	Alabama 67, Florida 54	Baton Rouge, La.
	Second	Alabama 77, Tennessee 71	
	Semi	Alabama 80, Georgia 66	
	Final	Auburn 61, Alabama 50	
1982	Second	Kentucky 82, Alabama 76	Lexington, Ky.
1983	First	Alabama 69, Florida 53	Knoxville, Tenn.
	Second	Tennessee 91, Alabama 73	
1984	Second	Alabama 85, Tennessee 66	Athens, Ga.
	Semi	Alabama 83, Vanderbilt 73	
	Final	Georgia 74, Alabama 65	
1985	First	Vanderbilt 87, Alabama 85	Oxford, Miss.
1986	First	Alabama 71, Florida 57	Athens, Ga.
	Second	Georgia 88, Alabama 71	
1987	First	Alabama 88, Miss. St. 76	Albany, Ga.
	Second	Auburn 89, Alabama 61	
1988	Second	Mississippi 76, Alabama 66	Albany, Ga.
1989	First	Alabama 59, Miss. St. 55	Albany, Ga.
	Second	Tennessee 89, Alabama 61	
1990	First	Mississippi 71, Alabama 45	Albany, Ga.
1991	First	Alabama 95, Florida 75	Albany, Ga.
	Second	Mississippi 71, Alabama 45	
1992	Second	Kentucky 95, Alabama 87	Albany, Ga.
1993	First	Alabama 106, LSU 86	Chattanooga, Tenn.
	Second	Alabama 88, Florida 73	
	Semi	Georgia 76, Alabama 72	
1994	Second	Alabama 86, Mississippi 84*	Chattanooga, Tenn.
	Semi	Tennessee 72, Alabama 56	
1995	Second	Alabama 86, Arkansas 72	Chattanooga, Tenn.
	Semi	Tennessee 84, Alabama 70	
1996	Second	Alabama 65, Auburn 59	Chattanooga, Tenn.
	Semi	Alabama 86, LSU 70	
	Final	Tennessee 64, Alabama 60	
1997	Second	Alabama 85, Arkansas 63	Chattanooga, Tenn.
	Semi	Florida 83, Alabama 72	
1998	Second	Alabama 92, USC 72	Columbus, Ga.
	Semi	Alabama 74, Florida 61	
	Final	Tennessee 67, Alabama 63	
1999	First	Alabama 82, USC 71	Chattanooga, Tenn.
	Second	Alabama 76, Auburn 72	
	Semi	Tennessee 80, Alabama 69	
2000	First	Kentucky 67, Alabama 63	Chattanooga, Tenn.
2001	First	Alabama 59, Auburn 55	Memphis, Tenn.
	Second	Tennessee 82, Alabama 52	
2002	First	Georgia, 64-60	Nashville, Tenn.
2003	First	Arkansas, 53-48	Little Rock, Ark.
2004	First	Mississippi, 63-56	Nashville, Tenn.
2005	First	Alabama 62, Florida 58	Greenville, S.C.
	Second	LSU 60, Alabama 59	
2006	First	Vanderbilt 84, Alabama 62	N. Little Rock, Ark.
2007	First	Ole Miss 78, Alabama 49	Duluth, Ga.
2008	First	Georgia 71, Alabama 62	Nashville, Tenn.

\* - overtime

### BEST FINISH: Finals, four times

- 1981 (lost to Auburn)
- 1984 (lost to Georgia)
- 1996 (lost to Tennessee)
- 1998 (lost to Tennessee)



Monique Bivins led the Tide to a victory in the 2005 SEC Tournament over Florida. Bivins, who finished her career in the top 15 in scoring, had 25 points and drained 6-of-10 from the three-point arc in Alabama's 62-58 victory over the Gators.



Leah Goss scored 14 points in an SEC Semifinal victory over Florida in the 1998 SEC Tournament, leading the Tide to a Championship appearance against Tennessee in the last time Alabama has advanced to the SEC Tournament finals.



# SEC HONORS

## SEC Coach of the Year

Lois Myers 1985-86 20-9/3-6 (SEC)

## All-Southeastern Conference

FIRST TEAM	(as selected by the SEC coaches)		
YEAR	NAME	CLASS	POSITION
1982	Terri Hillard	Soph.	G
1983	Cassandra Crumpton	Jr.	F
C1985	Carol Smith	Jr.	C
1986	Carol Smith	Sr.	C
1988	Tracey Rutledge	Jr.	G
1991	Linda Burgess	Jr.	F
1992	Linda Burgess	Sr.	F
1993	Niesa Johnson*	Soph.	G
1994	Niesa Johnson*	Jr.	G
	Yolanda Watkins	Soph.	C
1995	Niesa Johnson*	Sr.	G
1996	Shalonda Enis*	Jr.	F
1997	Dominique Canty	Soph.	G
	Shalonda Enis	Sr.	F
1998	Dominique Canty*	Jr.	G
1999	Dominique Canty*	Sr.	G

**TOTAL: 17**

\* - unanimous

## SECOND TEAM

YEAR	NAME	CLASS	POSITION
1988	Michelle Smith	Fr.	C
1989	Laura Heard	Jr.	F
1990	Laura Vaughn	Jr.	F
1993	Yolanda Watkins	Fr.	F/C
1994	Betsy Harris	Sr.	G
1995	Yolanda Watkins	Jr.	C
1997	Yolanda Watkins	Sr.	C
1998	Brittney Ezell	Sr.	G
	Tausha Mills	Sr.	C
2000	Shondra Johnson	Soph.	G
2001	Shondra Johnson	Jr.	G
2002	Shondra Johnson	Sr.	G
2004	Monique Bivins	Jr.	G
2005	Monique Bivins	SR	G
2006	Navonda Moore	Jr.	G

**TOTAL: 15**

## HONORABLE MENTION

YEAR	NAME	CLASS	POSITION
1988	Laura Heard	Soph.	F
	Laura Vaughn	Fr.	F/C
1989	Michelle Smith	Soph.	C
1992	Niesa Johnson	Fr.	G

**TOTAL: 4**

## ALABAMA SEC PLAYERS OF THE WEEK

Jan. 14, 1986	Sandra Rushing
Jan. 14, 1991	Linda Burgess
March 2, 1992	Linda Burgess
Feb. 15, 1993	Niesa Johnson
Jan. 8, 1996	Shalonda Enis
Feb. 17, 1997	Shalonda Enis
Feb. 9, 1998	Dominique Canty
Feb. 15, 1999	Dominique Canty
Dec. 23, 2002	Beth Vice

**TOTAL: 9**

## SEC Freshman of the Year

1992 Niesa Johnson Guard

## Freshman All-SEC

1992	Niesa Johnson	Guard (Unanimous)
1993	Yolanda Watkins	F./C (Unanimous)
1996	Dominique Canty	Guard (Unanimous)
2004	Kate Mastin	Guard
2008	Tierney Jenkins	Forward

## Second Team Freshmen All-SEC

YEAR	NAME	POSITION
1988	Michelle Smith	C
1989	Amy Lannom	G
	Stacey Franklin	F

## Honorable Mention Freshmen All-SEC

YEAR	NAME	POSITION
1988	Laura Vaughn	C/F

\* The Tennessean (Nashville) became the official sponsor of the All-SEC team, voted on by the league's coaches, beginning in 1989 and began sponsoring the all-freshman team in 1987. In 1992, an Honorable Mention team of five was named instead of a second team.

## SEC Tournament MVP

YEAR	NAME	CLASS	POSITION
1984	Cassandra Crumpton	Sr.	F
*1996	Dominique Canty	Fr.	G

\* First freshman SEC tournament MVP

## SEC All-Tournament Team

YEAR	NAME	CLASS	POSITION
1981	Mary Beasley	Soph.	C
	Leslie Payne	Soph.	C
1982	Terri Hillard	Soph.	G
1984	Cassandra Crumpton	Sr.	F
1993	Niesa Johnson	Soph.	G
1995	Niesa Johnson	Sr.	G
1996	Dominique Canty	Fr.	G
1998	Brittney Ezell	Soph.	G
1998	Dominique Canty	Jr.	G
1999	Dominique Canty	Sr.	G

**TOTAL: 10**



Dominique Canty was one of the most decorated players in Alabama history. She is the only three-time SEC All-Tournament honoree.

# COLEMAN COLISEUM RECORDS

## TOP HOME CROWDS

(single game)

1.	<b>9,786</b> vs Tennessee (1/31/99)
2.	<b>7,647</b> vs Tennessee (2/4/01)
3.	<b>7,523</b> vs Tennessee (1/26/97)
4.	<b>7,094</b> vs Alabama A&M (12/11/99)
5.	<b>6,989</b> vs Tennessee (2/5/95)
6.	<b>5,380</b> vs Tennessee (2/19/06)
7.	<b>5,297</b> vs Vanderbilt (1/8/95)
8.	<b>4,601</b> vs Tennessee (1/28/07)
9.	<b>4,355</b> vs Tennessee (2/27/05)
10.	<b>4,233</b> vs Georgia (2/8/98)
11.	<b>4,105</b> vs MTSU (12/19/94)
12.	<b>3,743</b> vs Georgia Southern (3/17/93)*
13.	<b>3,329</b> vs Auburn (1/24/96)
14.	<b>3,297</b> vs Alabama St. (2/23/94)
15.	<b>3,258</b> vs UCLA (3/15/98)*

\* - NCAA Tournament game

## Team Records

<b>Most Points Scored</b> .....	122 by Alabama vs. Oral Roberts (2/25/93)
<b>Most Rebounds</b> .....	69 by Alabama vs. Oral Roberts (2/25/93)
<b>Most Field Goals Made</b> .....	50 by Alabama vs. Montevallo (2/9/76)
<b>Most Field Goals Attempted</b> .....	114 by Alabama vs. Duke (4 OT) (3/18/95)
<b>Best Field Goal Percentage</b> .....	65.0 by Texas Tech (12/9/86)
<b>Most FG Attempted, Both Teams</b> .....	207 (UA 114, Duke 93) in 4 OT (3/18/95)
<b>Most Free Throws Made</b> .....	45 by Alabama vs. Alabama State (11/27/90)
<b>Most Free Throws Attempted</b> .....	56 by Alabama vs. Alabama State (11/27/90)
<b>Best Free Throw Percentage</b> .....	100 (20-20) by Alabama vs. Clemson (12/19/93)
<b>Most Free Throws Missed</b> .....	24 by Alabama vs. Talladega (2/7/76)
<b>Most 3 Points Made</b> .....	14 (of 29) by Alabama vs. Loyola (2/3/93) 14 (of 43) by South Carolina (1/22/95)
<b>Most 3 Points Attempted</b> .....	52 by Alabama vs. Duke (4 OT) (3/18/95)
<b>Best 3 Point Percentage</b> .....	100 (3-3) by Alabama (12/12/87) 100 by LSU (1/20/88)
<b>Most 3 Points Attempted, Both</b> .....	70 (UA 52, Duke 18) 4 OT (3/18/95)
<b>Most Assists</b> .....	35 by Alabama vs. Vanderbilt (11/19/80)
<b>Most Steals</b> .....	30 by Alabama vs. Oral Roberts (2/25/93)
<b>Most Blocked Shots</b> .....	18 by Alabama vs. LSU (1/22/83)
<b>Most Turnovers</b> .....	45 by Oral Roberts (2/25/93)
<b>Most Fouls</b> .....	37 by Alabama vs. Alabama State (2/13/91)
<b>Most Fouls by Both Teams</b> .....	62 (31 by UA, 31 by Grambling St.) (11/26/94)
<b>Most Points by Opponent</b> .....	120 (4 OT) by Duke (3/18/95)
<b>Most Points, Both Teams</b> .....	221 (121 by UA, 120 by Duke) (4 OT) (3/18/95)
<b>Biggest Win Margin</b> .....	70 by Alabama (122) vs. Oral Roberts (52) (2/25/93)
<b>Biggest Loss Margin</b> .....	51 (Tennessee 95, Alabama 44) (2/5/95)
<b>Most Points Scored in a Half</b> .....	68 by Alabama, second half, vs. Miss. Valley St. (2/24/92)
<b>Fewest Points Alabama, Game</b> .....	34 by Alabama vs. South Carolina (2/9/03)
<b>Fewest Points, Opponent</b> .....	21 by Georgia State (12/21/90)
<b>Fewest Points, Both Teams</b> .....	82- South Carolina 48, Alabama 34 (2/9/03)
<b>Largest Attendance, Single</b> .....	9,786 vs. Tennessee (1/31/99)
<b>Largest Attendance, Doubleheader with men</b> .....	8,379 vs. Florida (men vs. LSU) (2/17/96)
<b>Most Overtimes</b> .....	4 Alabama vs. Duke, NCAA second round (3/18/95) UA 121-DU 120

## Individual Records

<b>Most Points</b> .....	41 by Lisa McMullan, Alabama State (2/13/91)
<b>Most Rebounds</b> .....	21 by Laura Heard vs. Florida State (1/30/89)
<b>Most Field Goals Made</b> .....	16 by Cassandra Crumpton (UA) vs. LSU (1/22/83)83)
<b>Most Field Goals Attempted</b> .....	37 by Lisa McMullan (14-37), Alabama State (2/13/91)
<b>Best Field Goal Percentage</b> .....	100 (9-9) by Duke's Tyish Hall vs. Okla. St. (3/16/95), NCAA, First Rd.
<b>Most Free Throws Made</b> .....	16 by Maxine Farmer, Georgia State (1/7/84)
<b>Most Free Throws Attempted</b> .....	20 by Maxine Farmer, Georgia State (1/7/84)
<b>Best Free Throw Percentage</b> .....	100 (13-13) by Mary Hudgins (UA) vs. Florida (2/13/78)
<b>Most 3 Pt. Shots Made</b> .....	8 by Amy Lannom (UA) vs. Florida (1/4/92) and by Betsy Harris (UA) vs. Auburn (2/16/94)
<b>Most 3 Pt. Shots Attempted</b> .....	18 by Niesa Johnson (UA) vs. Duke (4 OT) (3/18/95)
<b>Best 3 Pt. Percentage</b> .....	100 (5-5) by Niesa Johnson (UA) vs. Houston (12/20/91)
<b>Most Assists</b> .....	16 by Shelly Pyles (UA) vs. Kentucky (2/12/86)
<b>Most Steals</b> .....	9 by Niesa Johnson (UA) vs. Arkansas (2/20/93)
<b>Most Blocked Shots</b> .....	7 by Yolanda Watkins (UA) vs. Arkansas (2/20/93) (Ties Robert Horry's facility record)
<b>Most Turnovers</b> .....	15 by Melanie McNeal of Oral Roberts (2/25/93)
<b>Triple Doubles</b> .....	2 by Niesa Johnson in 1995 21 pts/11 rebs/10 assists vs. South Carolina (1/22/95) 28 pts/12 rebs/14 assists vs. Duke (4 OTs) (3/18/95)

# CRIMSON TIDE VS. TOP 25

## CRIMSON TIDE VICTORIES VS. AP TOP 25

Opponent - Result	Date	Location
Alabama 82 - 18 Mississippi College	1/28/77	Tuscaloosa, Ala.
Alabama 66 - 20 Kentucky 62	1/20/78	Lexington, Ky.
Alabama 72 - 18 Memphis State	2/19/79	Tuscaloosa, Ala.
Alabama 77 - 3 Tennessee 71	1/3/81	Baton Rouge, La. &
18 Alabama 80 - 14 N.C. State 72	12/4/83	Chapel Hill, N.C.
16 Alabama 78 - 20 Kentucky 49	12/20/83	Lexington, Ky.
17 Alabama 65 - 14 Auburn 56	1/5/84	Auburn, Ala.
Alabama 64 - 13 Auburn 60	2/9/84	Tuscaloosa, Ala.
20 Alabama 80 - 6 Ole Miss 65	2/20/84	Tuscaloosa, Ala.
17 Alabama 85 - 10 Tennessee 66	3/3/84	Athens, Ga. †
Alabama 84 - 9 Auburn 67	2/18/85	Tuscaloosa, Ala.
Alabama 67 - 16 LSU 66	1/20/90	Tuscaloosa, Ala.
Alabama 71 - 11 Auburn 68	2/21/90	Tuscaloosa, Ala.
Alabama 93 - 16 Houston 80	12/20/91	Tuscaloosa, Ala.
Alabama 80 - 18 LSU 72	1/18/92	Tuscaloosa, Ala.
Alabama 103 - 23 Georgia Tech 101 (OT)	12/29/92	Philadelphia, Pa.
16 Alabama 99 - 5 Louisiana Tech 77	12/11/93	Tuscaloosa, Ala.
11 Alabama 70 - 25 Georgia 57	1/5/94	Tuscaloosa, Ala.
17 Alabama 84 - 22 Auburn 71	2/16/94	Tuscaloosa, Ala.
16 Alabama 76 - 24 Ole Miss 64	2/26/94	Oxford, Miss.
16 Alabama 86 - 24 Ole Miss 84 (OT)	3/4/94	Chattanooga, Tenn. †
10 Alabama 71 - 6 Vanderbilt 63	1/8/95	Tuscaloosa, Ala.
18 Alabama 84 - 15 Ole Miss 78	2/27/95	Tuscaloosa, Ala.
19 Alabama 92 - 8 Arkansas 85 (OT)	1/4/96	Fayetteville, Ark.
18 Alabama 69 - 25 Auburn 67	1/24/96	Tuscaloosa, Ala.
12 Alabama 73 - 17 Florida 54	2/17/96	Tuscaloosa, Ala.
13 Alabama 65 - 16 Auburn 59	3/2/96	Chattanooga, Tenn. †
10 Alabama 88 - 23 N.C. State 68	3/17/96	Tuscaloosa, Ala. *
7 Alabama 68 - 9 Penn State 47	12/19/96	Myrtle Beach, S.C.
7 Alabama 88 - 19 North Carolina 74	12/20/96	Myrtle Beach, S.C.
6 Alabama 68 - 18 Auburn 65	1/7/97	Auburn, Ala.
5 Alabama 68 - 4 Georgia 64	1/15/97	Athens, Ga.
7 Alabama 102 - 17 Arkansas 61	2/6/97	Tuscaloosa, Ala.
7 Alabama 86 - 10 Florida 81	2/16/97	Gainesville, Fla.
6 Alabama 70 - 15 Vanderbilt 60	2/23/97	Tuscaloosa, Ala.
7 Alabama 85 - 23 Arkansas 63	3/1/97	Chattanooga, Tenn. †
Alabama 62 - 18 Auburn 46	1/7/98	Tuscaloosa, Ala.
24 Alabama 90 - 23 Georgia 77	2/8/98	Tuscaloosa, Ala.
24 Alabama 73 - 8 Florida 51	2/14/98	Tuscaloosa, Ala.
20 Alabama 74 - 12 Florida 61	2/28/98	Columbus, Ga. †
11 Alabama 75 - 25 UCLA 74	3/15/98	Tuscaloosa, Ala. *
7 Alabama 79 - 8 Old Dominion 68	12/5/98	Richmond, Va.
25 Alabama 72 - 17 Auburn 57	2/11/99	Tuscaloosa, Ala.
24 Alabama 76 - 23 Auburn 72	2/26/99	Chattanooga, Tenn. †
Alabama 72 - 7 LSU 68	2/10/00	Tuscaloosa, Ala.
Alabama 60 - 25 Auburn 53	1/11/01	Tuscaloosa, Ala.
Alabama 65 - 25 Mississippi State 62	1/21/01	Starkville, Miss.
Alabama 78 - 22 Auburn 70	1/24/02	Tuscaloosa, Ala.
Alabama 92 - 25 Mississippi State 86	2/7/02	Tuscaloosa, Ala.
Alabama 70 - 24 BYU 59	12/21/02	Albuquerque, N.M.

† SEC Tournament game

\* NCAA Tournament game

The 1991-92 team holds the record for most 100-point games in a season with 10, including back-to-back sprees three times. The 1992-93 squad holds the single-game point total record with 122 against Oral Roberts in Coleman Coliseum.) UA has hit the century mark 46 times.

Year	Score	Opponent	Loc.
1975-76	101-40	Tuskegee	H
	106-64	Montevallo	H
1979-80	104-72	Alabama-Huntsville	A
1983-84	102-42	Xavier	N
	113-47	Queens College	A
1984-85	100-67	Georgia State	H
1986-87	102-58	Illinois-Chicago	H
1987-88	103-56	Tennessee State	A
1988-89	107-43	Tennessee State	H
1989-90	102-70	Georgia State	A
1990-91	106-41	Tuskegee	N
	105-74	Alabama State	H
1991-92	103-62	Alabama State	H
	118-86	Northeast Louisiana	N
	100-80	Cincinnati	N
	101-69	Middle Tennessee State	A
	103-101	Florida	H!
	114-90	Appalachian State	A
	100-75	Oral Roberts	H
	110-51	Mississippi Valley State	H
	105-81	Georgia	H
	100-87	Tennessee Tech	H
1992-93	111-79	Austin Peay State	H
	117-51	Grambling State	H
	103-101	Georgia Tech	N#
	107-64	Loyola-Chicago	H
	102-89	Mississippi State	A
	122-52	ORAL ROBERTS	H
	106-86	Louisiana State	N
	102-70	Georgia Southern	H
1993-94	107-53	East Carolina	N
	119-43	Troy State	A
	101-46	Mercer	H
	101-66	Troy State	H
1994-95	105-87	Notre Dame	N
	102-50	Lamar	N
	119-46	UNC-Asheville	N
	102-64	East Tennessee State	H
	121-120	Duke	HS
1995-96	105-42	Alabama State	H
1996-97	102-74	Arizona State	N
	101-67	Oral Roberts	A
	102-61	Arkansas	H
1997-98	104-43	Samford	H
1998-99	102-59	Vanderbilt	H
2001-02	101-58	Troy State	H
2006-07	102-48	Savannah State	H

! - overtime loss

# - overtime game

\* school record

S - four overtimes



# MILESTONES

## First Game

Dec. 6, 1974 in Athens, Ala. Alabama 78, Athens College 50

## First Home Game

Jan. 14, 1975, Foster Auditorium. Talladega 90, Alabama 66

## First Game in Coleman/Memorial Coliseum

March 1, 1975. Auburn 79, Alabama 74

## Wins

1st	Alabama 78, Athens 50	Dec. 6, 1974
25th	Alabama 84, Judson 73	Feb. 16, 1976
50th	Alabama 77, North Carolina 72	Jan. 21, 1978
75th	Alabama 90, Troy State 72	Nov. 27, 1979
100th	Alabama 80, Georgia 66	Jan. 31, 1981
125th	Alabama 81, Troy State 60	Nov. 18, 1982
150th	Alabama 102, Xavier 42	Dec. 27, 1983
175th	Alabama 100, Georgia State 67	Feb. 1, 1985
200th	Alabama 76, UAB 49	Nov. 29, 1986
250th	Alabama 86, UTC 59	Nov. 24, 1989
300th	Alabama 72, Auburn 69	Feb. 12, 1992
400th	Alabama 102, Arizona State 74	Nov. 28, 1996
500th	Alabama 67, Ole Miss 64	Jan. 28, 2001
550th	Alabama 80, Middle Tennessee State 66	Nov. 22, 2004

Going into 2008-09 season: 592 wins

## Wins at Home

1st	Alabama 71, Judson 63	Jan. 16, 1975
25th	Alabama 78, Jacksonville State 56	Jan. 23, 1978
50th	Alabama 95, Freed Hardeman 51	Feb. 6, 1981
75th	Alabama 92, Mississippi College 70	Dec. 1, 1984
100th	Alabama 81, Livingston 70	Dec. 3, 1986
150th	Alabama 82, South Carolina 67	Jan. 9, 1993
200th	Alabama 102, Arkansas 61	Feb. 6, 1997
250th	Alabama 67, Auburn 62	Feb. 27, 2003

Going into 2008-09 season: 287 home wins

## Wins in Coleman Coliseum

1st	Alabama 61, Stillman 30	Dec. 3, 1975
25th	Alabama 85, Florida 66	Jan. 19, 1980
50th	Alabama 67, Notre Dame 62	Feb. 13, 1985
75th	Alabama 87, Florida 65	Feb. 28, 1987
100th	Alabama 62, Georgia State 21	Dec. 21, 1990
150th	Alabama 82, Mt. St. Mary's 55	Mar. 16, 1995
200th	Alabama 73, Florida 51	Feb. 14, 1998
250th	Alabama 78, Auburn 70	Jan. 24, 2002

Going into 2008-09 season: 279 wins in Coleman Coliseum

## Wins in the SEC

1st	Alabama 71, Auburn 62	Feb. 19, 1976
25th	Alabama 85, Florida 66	Jan. 19, 1980
50th	Alabama 80, Mississippi State 65	Feb. 20, 1984
100th	Alabama 76, Mississippi State 55	Feb. 18, 1995
150th	Alabama 67, Ole Miss 64	Jan. 28, 2001

Going into 2008-09 season: 175 SEC wins

(This stat includes SEC tournament games)

## Games Played

1st	Alabama 78, Athens 50	A	1974
25th	Miss. College 103, Alabama 58	A	1975
50th	Alabama 78, Florida 52	A	1976
75th	Indiana State 84, Alabama 75	N	1977
100th	Alabama 87, Judson 47	A	1978
150th	Arkansas 68, Alabama 54	A	1979
200th	Alabama 93, Idaho State 55	N	1982
250th	Tennessee 91, Alabama 73	A	1983
300th	LSU 87, Alabama 76	A	1985
350th	Alabama 94, Northwestern State 92	N	1987
400th	Alabama 82, McNeese State 54	N	1988
500th	Alabama 78, Kentucky 72	H	1992
600th	Alabama 84, Ole Miss 78	H	1995
700th	Alabama 74, Florida 61	N	1998
800th	Alabama 90, Louisville 89	N	2001
900th	LSU 76, Alabama 51	A	2005
1000th	Vanderbilt 83, Alabama 54	A	2008

Going into 2008-09 season: 1001 games played

## CONSECUTIVE WINS (SEASON):

14 games in 1996-97

## CONSECUTIVE HOME WINS (SEASON):

12 games in 1997-98

## HOME WIN STREAK:

21 games (beginning Jan. 27, 1997 with 78-44 win over Jackson State until 77-71 loss to Florida on Dec. 10, 1998)

## CONSECUTIVE ROAD WINS (SEASON):

Nine games in 1977-78

## LOSING STREAK:

14 games (2006-07)

## CONSECUTIVE LOSSES (SEASON):

14 games in 2006-07

## CONSECUTIVE HOME LOSSES:

Four games (1982-83 and 2002-03)

## CONSECUTIVE ROAD LOSSES:

Eight games in 2003-04

## BEST OVERALL RECORD:

26-7 in 1993-94

## BEST (REGULAR SEASON) SEC RECORD/FINISH:

10-2 (2nd) in 1997 & 10-4 (T-2nd) in 1998

## 100+ POINT GAMES IN SEASON:

10 times in 1991-92 (UA Men's & Women's Record)

## BACK-TO-BACK 100+ GAMES:

Three times in 1991-92

## NCAA APPEARANCES:

10 (1985, 1987, 1992, 1993, 1994, 1995, 1996, 1997, 1998, 1999)

## WNIT APPEARANCES:

Four (1977, 2000, 2001, 2002)

## TOTAL POSTSEASON TOURNAMENT GAMES HOSTED:

11 - NCAA (1 game: 1992, 1993, 1994; 2 games: 1995, 1996, 1997, 1998)

One - WNIT (2001)

# ALABAMA COACHING HISTORY



**STEPHANIE SCHLEUDER**  
39-36 (.520)  
0-0 SEC  
Three seasons



**ED NIXON**  
46-38 (.548)  
0-0 SEC  
Three seasons



**ANN CRONIC**  
21-12 (.636)  
0-0 SEC  
One season



**KEN WEEKS**  
74-43 (.632)  
10-14 SEC (.417)  
Four seasons



**LOIS MYERS**  
71-44 (.617)  
10-26 SEC (.277)  
Four seasons



**RICK MOODY**  
311-176 (.653)  
96-101 SEC (.487)  
16 seasons



**STEPHANY SMITH**  
27-61 (.307)  
4-39 SEC (.093)  
Three seasons



**WENDELL HUDSON**  
First Season

Year	Coach	SEC	Pct	Overall	Pct.
1975	Stephanie Schleuder	-	-	13-12	.520
1976	Stephanie Schleuder	-	-	13-9	.591
1977	Stephanie Schleuder	-	-	13-15	.464
1978	Ed Nixon	-	-	21-10	.677
1979	Ed Nixon	-	-	13-13	.500
1980	Ed Nixon	-	-	12-15	.444
1981	Ann Cronic	-	-	21-12	.636
1982	Ken Weeks	-	-	17-11	.607
1983	Ken Weeks	2-6	.250	16-13	.552
1984	Ken Weeks	5-3	.625	23-9	.719
1985	Ken Weeks	3-5	.375	18-12	.643
1986	Lois Myers	2-7	.222	20-9	.670
1987	Lois Myers	2-7	.222	19-10	.655
1988	Lois Myers	5-4	.556	18-10	.643
1989	Lois Myers	1-8	.111	14-15	.483
1990	Rick Moody	4-5	.444	16-12	.571
1991	Rick Moody	3-6	.333	17-12	.586
1992	Rick Moody	7-4	.636	23-7	.777
1993	Rick Moody	6-5	.545	22-9	.709
1994	Rick Moody	7-4	.636	26-7	.788
1995	Rick Moody	7-4	.636	22-9	.710
1996	Rick Moody	7-4	.636	24-8	.750
1997	Rick Moody	10-2	.833	25-7	.781
1998	Rick Moody	10-4	.714	24-10	.709
1999	Rick Moody	7-7	.500	20-11	.645
2000	Rick Moody	5-9	.357	15-14	.517
2001	Rick Moody	5-9	.357	19-12	.613
2002	Rick Moody	7-7	.500	19-12	.613
2003	Rick Moody	3-11	.214	13-15	.464
2004	Rick Moody	4-10	.286	12-16	.429
2005	Rick Moody	4-10	.286	14-15	.483
2006	Stephany Smith	3-11	.214	9-19	.321
2007	Stephany Smith	0-14	.000	10-20	.333
2008	Stephany Smith	1-13	.071	8-22	.267
Overall:	Eight Coaches	121-179	.403	588-402	.594

Note: The SEC didn't officially sponsor women's basketball until the 1983 season.

## ALL-TIME ALABAMA ASSISTANTS

Name	Years
Ron Aldy	2003-05
Kelly Brooks	2002-03
Pat Charity	1997-00
Jane Ellen Cook	1982
SJoni Crenshaw**	2008-present
Ty Evans	2007-present
Brittney Ezell**	2000-05
Liz Foster	1979-80
Stacey Franklin**	2008-present
Tori Harrison	1988-89
Quentin Hillsman	2004-05
Kelly Holland**	1983
Dottie Kelso**	1989-93
Mike Kindred	1985-86
Lisa Leonard**	1987-88
Jeff Lovell	1996-97
Cheryl Littlejohn	1995-97
Rick Moody	1982-84
C.C. Moorer**	1997-2004
Michael Murphy	1997-2002
Lois Myers	1984-85
Lisa Nuxol-Wilson	2005-2008
Tonya Tice Peoples**	1996-97
Saudia Roundtree	2005-06
Sherri (Blount) Smelser	1982-95
John Treloar	1979-80
Melanie Walls	2005-2008
Leigh Walker	1991-95

\*\* - Former Alabama Players

S Associate Head Coach

NOTE: List doesn't include Graduate Assistants/Director of BB Operations



# The Opponents



## CENTENARY COLLEGE

at Tuscaloosa  
Nov. 14



### Quick Facts

Location Shreveport, La.  
Enrollment 905  
Nickname Ladies  
Colors Maroon and White  
Conference The Summit League  
Arena Gold Dome  
Capacity 3,000  
Athletics Director Dr. Tom Tallach

### Coaching Staff

Head Coach **STEVE CURTIS**  
Alma Mater Mississippi, 1990  
Record at school 9-50 (3)  
Career record Same  
Assistants Bojan Jankovic,  
Kristen Davis

### Media Relations

WBB Contact **TONY BLACK**  
Office 318-841-7260  
E-mail [ablack@centenary.edu](mailto:ablack@centenary.edu)  
SID Fax 318-869-5128  
Press Row 318-751-3380  
Website [www.goцентenary.com](http://www.goцентenary.com)

### Outlook

2007-08 Record 4-25  
Conference Record 1-17  
Finish 10th  
Post-Season n/a  
Final Ranking n/a  
Lettermen returning/lost 8/2  
Starters returning/lost 6/0

### SERIES NOTES

Series Record: First Meeting  
At Tuscaloosa: n/a  
At Shreveport: n/a  
At Neutral Sites: n/a  
Current Streak: n/a  
Last Time: n/a



**Steve Curtis**

## SAMFORD

at Tuscaloosa  
Nov. 18



### Quick Facts

Location Birmingham, Alabama  
Enrollment 4,500  
Nickname Bulldogs  
Colors Red and Blue  
Conference Southern  
Arena Pete Hanna Center  
Capacity 5,000  
Athletics Director Bob Roller

### Coaching Staff

Head Coach **MIKE MORRIS**  
Alma Mater Belhaven, 1992  
Record at school 92-82 (6)  
Career record Same  
Assistants Shondra Johnson,  
Andrea Ward, Katherine Katz

### Media Relations

WBB Contact **JOEY MULLINS**  
Office 205-726-2799  
E-mail [jmullin@samford.edu](mailto:jmullin@samford.edu)  
SID Fax 205-726-2545  
Press Row 205-726-2377  
Website [www.samfordsports.com](http://www.samfordsports.com)

### Outlook

2007-08 Record 23-9  
Conference Record 15-5  
Finish T-2nd  
Post-Season n/a  
Final Ranking n/a  
Lettermen returning/lost 5/1  
Starters returning/lost 3/2

### SERIES NOTES

Series Record: UA leads 7-1  
At Tuscaloosa: 4-0  
At Birmingham: 3-1  
At Neutral Sites: 0-0  
Current Streak: Lost 1  
Last Time: Samford 48, Alabama 46  
(11/13/07 @ Belmont)



**Mike Morris**

## HAMPTON

at Hampton, Va.  
Nov. 23



### Quick Facts

Location Hampton, Virginia  
Enrollment 6,156  
Nickname Lady Pirates  
Colors Royal Blue and White  
Conference Mid-Eastern Athletic  
Arena Hampton University  
Convocation Center  
Capacity 7,200  
Athletics Director Lonza Hardy

### Coaching Staff

Head Coach **WALTER MEBANE**  
Alma Mater North Carolina, 1981  
Record at school 54-61 (4)  
Career record Same  
Assistants Tiffany Gwynn,  
Lashondra Dixon-Gordon, Keith McCray

### Media Relations

WBB Contact **EBONEE MAYO-MITCHELL**  
Office 757-727-5906  
E-mail [ebonee.mayomitchell@hamptonu.edu](mailto:ebonee.mayomitchell@hamptonu.edu)  
SID Fax 757-727-5813  
Press Row 757-728-6886  
Website [www.hamptonpirates.com](http://www.hamptonpirates.com)

### Outlook

2007-08 Record 18-13  
Conference Record 10-6  
Finish T-4th Northern Division  
Post-Season MEAC Semi Finals  
Final Ranking n/a  
Lettermen returning/lost 10/0  
Starters returning/lost 3/2

### SERIES NOTES

Series Record: Alabama leads 1-0  
At Tuscaloosa: 1-0  
At Hampton: 0-0  
At Neutral Sites: 0-0  
Current Streak: Won 1  
Last Time: Alabama 63, Hampton 60  
(12/20/07 @ Alabama)



**Walter Mebane**

## ALABAMA STATE

at Tuscaloosa  
Nov. 25



### Quick Facts

Location Montgomery, Ala.  
Enrollment 5,442  
Nickname Hornets  
Colors Old Gold and Black  
Conference Southwestern  
Arena The Acadome  
Capacity 7,400  
Athletics Director Ron Dickerson

### Coaching Staff

Head Coach **FREDA FREEMAN-JACKSON**  
Alma Mater Alabama State  
Record at school 139-94 (11)  
Career record Same  
Assistants Clayton Harris,  
Yvette McDaniel, Adria Harris

### Media Relations

WBB Contact **LATONIA THIRSTON**  
Office 334-229-4511  
E-mail lathirston@alasu.edu  
SID Fax 334-262-2971  
Press Row 334-262-0159  
Website www.bamastatesports.com

### Outlook

2007-08 Record 10-17  
Conference Record 6-10  
Finish 8th  
Post-Season n/a  
Final Ranking n/a  
Lettermen returning/lost 4/3  
Starters returning/lost 2/3

### SERIES NOTES

Series Record: Alabama leads 11-2  
At Tuscaloosa: 7-0  
At Montgomery: 4-2  
At Neutral Sites: 0-0  
Current Streak: Lost 1  
Last Time: ASU 89, Alabama 84 (12/5/01 @ ASU)



**Freda Freeman-Jackson**

## LOUISVILLE

at Reno, Nev.  
Nov. 28



### Quick Facts

Location Louisville, Ky.  
Enrollment 22,000  
Nickname Cardinals  
Colors Red, Black and White  
Conference BIG EAST  
Arena Freedom Hall  
Capacity 18,865  
Athletics Director Tom Jurich

### Coaching Staff

Head Coach **JEFF WALZ**  
Alma Mater Northern Kentucky, 1995  
Record at school 26-10 (1)  
Career record Same  
Assistants Stephanie Norman,  
Michelle Clark-Heard, Bethann Ord

### Media Relations

WBB Contact **KIM PEMBERTON**  
Office 502-852-6581  
E-mail kapemb01@louisville.edu  
SID Fax 502-852-7401  
Press Row 502-852-5567  
Website www.uoflports.com

### Outlook

2007-08 Record 26-10  
Conference Record 10-6  
Finish 5th  
Post-Season NCAA Sweet Sixteen  
Final Ranking 12/19  
Lettermen returning/lost 2/7  
Starters returning/lost 4/1

### SERIES NOTES

Series Record: Alabama leads 3-0  
At Tuscaloosa: 1-0  
At Louisville: 1-0  
At Neutral Sites: 1-0  
Current Streak: Won 3  
Last Time: Alabama 90, Louisville 89 (11/23/01 @ Malibu, Calif.)



**Jeff Walz**

## NEVADA

at Reno, Nev.  
Nov. 29



### Quick Facts

Location Reno, Nev.  
Enrollment 17,000  
Nickname Wolf Pack  
Colors Navy Blue and Silver  
Conference Western Athletic  
Arena Lawlor Events Center  
Capacity 11,536  
Athletics Director Cary Groth

### Coaching Staff

Head Coach **JANE ALBRIGHT**  
Alma Mater Appalachian State, 1977  
Record at school First year  
Career record 397-311 (24)  
Assistants Ron Stewart,  
Camille Williams, Kami Malnaa

### Media Relations

WBB Contact **KRISTEN SAIBINI**  
Office 775-682-6985  
E-mail ksabini@unr.edu  
SID Fax 775-784-4386  
Press Row 775-784-4404  
Website www.nevadawolfpack.com

### Outlook

2007-08 Record 18-12  
Conference Record 9-5  
Finish 4th  
Post-Season WNIT First Round  
Final Ranking n/a  
Lettermen returning/lost 10/6  
Starters returning/lost 4/1

### SERIES NOTES

Series Record: Alabama leads 2-0  
At Tuscaloosa: 0-0  
At Reno: 0-0  
At Neutral Sites: 2-0  
Current Streak: Won 2  
Last Time: Alabama 76, Nevada 46 (11/26/05 @ St. Thomas)



**Jane Albright**

## NORTHERN IOWA

at Reno Nev.  
Nov. 29



### Quick Facts

Location Cedar Falls, Iowa  
Enrollment 12,609  
Nickname Panthers  
Colors Purple and Old Gold  
Conference Missouri Valley  
Arena McLeod Center  
Capacity 7,043  
Athletics Director Troy Dannen

### Coaching Staff

Head Coach TANYA WARREN  
Alma Mater Creighton, 1988  
Record at school 13-18 (1)  
Career record Same  
Assistants Brad Nelson,  
Kelley Jacobs, Nate Oakland

### Media Relations

WBB Contact KARA MORAN  
Office 319-273-5455  
E-mail kara.moran@uni.edu  
SID Fax 319-273-3602  
Press Row 319-273-7385  
Website www.unipanthers.com

### Outlook

2007-08 Record 13-18  
Conference Record 9-5  
Finish T-6th  
Post-Season n/a  
Final Ranking n/a  
Lettermen returning/lost 7/2  
Starters returning/lost 4/1

### SERIES NOTES

Series Record: First Meeting  
At Tuscaloosa: n/a  
At Cedar Falls: n/a  
At Neutral Sites: n/a  
Current Streak: n/a  
Last Time: n/a



Tanya Warren

## CENTRAL FLORIDA

at Tuscaloosa  
Dec. 3



### Quick Facts

Location Orlando, Fla.  
Enrollment 50,000  
Nickname Knights  
Colors Black and Gold  
Conference Conference USA  
Arena UCF Arena  
Capacity 10,000  
Athletics Director Keith R. Tribble

### Coaching Staff

Head Coach JOI WILLIAMS  
Alma Mater USF, 1988  
Record at school 10-20 (1)  
Career record 64-81 (5)  
Assistants Greg Brown,  
Ronald Hughey, Courtney Locke

### Media Relations

WBB Contact TBA  
Office 407-823-2464  
E-mail TBA  
SID Fax TBA  
Press Row TBA  
Website www.ucfathletics.com

### Outlook

2007-08 Record 10-20  
Conference Record 3-13  
Finish 12th  
Post-Season n/a  
Final Ranking n/a  
Lettermen returning/lost 8/3  
Starters returning/lost 4/1

### SERIES NOTES

Series Record: Alabama leads 3-0  
At Tuscaloosa: 2-0  
At Orlando: 1-0  
At Neutral Sites: 0-0  
Current Streak: Won 3  
Last Time: Alabama 63, Central Florida 41  
(12/19/03 @ Central Florida)



Joi Williams

## SAM HOUSTON STATE

at Tuscaloosa  
Dec. 7



### Quick Facts

Location Huntsville, Texas  
Enrollment 16,416  
Nickname Bearkats  
Colors Orange and White  
Conference Southland  
Arena Bernard G. Johnson  
Capacity 6,100  
Athletics Director Bobby Williams

### Coaching Staff

Head Coach BRENDA WELCH-NICHOLS  
Alma Mater Sam Houston State, 1989  
Record at school 6-52 (2)  
Career record 138-200 (13)  
Assistants David Beaver,  
Jamene Caldwell

### Media Relations

WBB Contact PAUL RIDINGS  
Office 936-294-1764  
E-mail ridings@shsu.edu  
SID Fax 936-294-3538  
Press Row 936-294-1838  
Website www.gobearkats.com

### Outlook

2007-08 Record 1-28  
Conference Record 0-16  
Finish 12th  
Post-Season n/a  
Final Ranking n/a  
Lettermen returning/lost 8/3  
Starters returning/lost 4/1

### SERIES NOTES

Series Record: First Meeting  
At Tuscaloosa: n/a  
At Huntsville: n/a  
At Neutral Sites: n/a  
Current Streak: n/a  
Last Time: n/a



Brenda Welch-Nichols



## MIDDLE TENNESSEE STATE

at Murfreesboro, Tenn.  
Dec. 14



### Quick Facts

Location Murfreesboro, Tenn.  
Enrollment 23,264  
Nickname Blue Raiders  
Colors Royal Blue and White  
Conference Sun Belt  
Arena Murphy Center  
Capacity 11,520  
Athletics Director Chris Massaro

### Coaching Staff

Head Coach RICK INSELL  
Alma Mater Middle Tennessee, 1976  
Record at school 72-27 (3)  
Career record Same  
Assistants Allison Clark,  
Khadija J. Head, Tom Hodges

### Media Relations

WBB Contact JO JO FREEMAN  
Office 615-898-5270  
E-mail jfreeman@goblueraiders.com  
SID Fax 615-898-5626  
Press Row 615-898-2807  
Website GoBlueRaiders.com

### Outlook

2007-08 Record 22-12  
Conference Record 14-4  
Finish 2nd East  
Post-Season 2nd round WNIT  
Final Ranking n/a  
Lettermen returning/lost 5/5  
Starters returning/lost 3/2

### SERIES NOTES

Series Record: Alabama leads 7-1  
At Tuscaloosa: 4-0  
At Murfreesboro: 3-1  
At Neutral Sites: 0-0  
Current Streak: Won 1  
Last Time: Alabama 80, MTSU 66  
(11/22/04 @ Alabama)



**Rick Insell**

## FLORIDA A&M

at Tuscaloosa  
Dec. 17



### Quick Facts

Location Tallahassee, Fla.  
Enrollment 10,500  
Nickname Rattlers  
Colors Orange and Green  
Conference Mid-Eastern Athletic  
Arena Gaither Gym  
Capacity 3,365  
Athletics Director William "Bill" Hayes

### Coaching Staff

Head Coach LEDAWN GIBSON  
Alma Mater Warner Southern, 2000  
Record at school First Year  
Career record First Year  
Assistants Latasha Shipman,  
Stephen Joyner

### Media Relations

WBB Contact RONNIE JOHNSON  
Office 850-561-2701  
E-mail Ronnie.Johnson@fam.u.edu  
SID Fax 850-599-3206  
Press Row 850-599-8440/8441  
Website www.thefamurattlers.com

### Outlook

2007-08 Record 14-17  
Conference Record 3-13  
Finish 9th  
Post-Season n/a  
Final Ranking n/a  
Lettermen returning/lost 8/3  
Starters returning/lost 3/2

### SERIES NOTES

Series Record: Alabama leads 1-0  
At Tuscaloosa: 0-0  
At Tallahassee: 0-0  
At Neutral Sites: 1-0  
Current Streak: Won 1  
Last Time: Alabama 81, Florida A&M 60  
(11/28/86 @ Atlanta, Ga.)



**LeDawn Gibson**

## AUSTIN PEAY

at Tuscaloosa  
Dec. 20



### Quick Facts

Location Clarksville, Tenn.  
Enrollment 9,207  
Nickname Lady Gavs  
Colors Red and White  
Conference Ohio Valley  
Arena Dunn Center  
Capacity 7,257  
Athletics Director Dave Loos

### Coaching Staff

Head Coach CARRIE DANIELS  
Alma Mater Austin Peay, 1996  
Record at school 16-41 (2)  
Career record Same  
Assistants Marcus Payne,  
Lapheila Doss

### Media Relations

WBB Contact CODY BUSH  
Office 931-221-7561  
E-mail bushc@apsu.edu  
SID Fax 931-221-7562  
Press Row 931-221-7155  
Website www.LetsGoPeay.com

### Outlook

2007-08 Record 6-21  
Conference Record 3-15  
Finish 11th  
Post-Season n/a  
Final Ranking n/a  
Lettermen returning/lost 6/6  
Starters returning/lost 3/2

### SERIES NOTES

Series Record: Alabama leads 2-0  
At Tuscaloosa: 1-0  
At Clarksville: 1-0  
At Neutral Sites: 0-0  
Current Streak: Won 2  
Last Time: Alabama 111, Austin Peay 79  
(12/15/92 @ Alabama)



**Carrie Daniels**

## ALABAMA A & M

at Tuscaloosa  
Dec. 22



### Quick Facts

Location Huntsville(Normal), Ala.  
Enrollment 6,000  
Nickname Bulldogs  
Colors Maroon and White  
Conference SWAC  
Arena T.M. Elmore Gymnasium  
Capacity 6,000  
Athletics Director Betty K. Austin

### Coaching Staff

Head Coach Altherias Warmley  
Alma Mater UAB, 1990  
Record at school 82-89 [7th season]  
Career record 82-89 [7th season]  
Assistants Dexter Holt, Dorianne Johnson

### Media Relations

WBB Contact Jamilah Corbitt  
Office (256) 372-4550  
E-mail jcorbitt33@gmail.com  
SID Fax 256-372-5919  
Press Row (256) 372-4550  
Website www.aamusports.com

### Outlook

2007-08 Record 14-14  
Conference Record 12-6  
Finish 3rd  
Post-Season n/a  
Final Ranking n/a  
Lettermen returning/lost 8/6  
Starters returning/lost 1/4

### SERIES NOTES

Series Record: Alabama leads 4-0  
At Tuscaloosa: 4-0  
At Huntsville: 0-0  
At Neutral Sites: 0-0  
Current Streak: Won 4  
Last Time: Alabama 62, Alabama A&M 57  
(12/17/07 @ Alabama)



**Altherias Warmley**

## BELMONT

at Tuscaloosa  
Dec. 29



### Quick Facts

Location Nashville, Tenn.  
Enrollment 4,844  
Nickname Bruins  
Colors Navy, Red and White  
Conference Atlantic Sun  
Arena Curb Event Center  
Capacity 5,000  
Athletics Director Mike Strickland

### Coaching Staff

Head Coach TONY CROSS  
Alma Mater Belmont, 1974  
Record at school 511-227 (24)  
Career record Same  
Assistants Donna Brown Wynn,  
Yvette Sparks, Jonathan Davis

### Media Relations

WBB Contact KENISHA RHONE  
Office 615-460-5990  
E-mail rhonek@mail.belmont.edu  
SID Fax 615-460-5584  
Press Row 615-460-8554  
Website www.belmontbruins.com

### Outlook

2007-08 Record 14-16  
Conference Record 8-8  
Finish T-5th  
Post-Season n/a  
Final Ranking n/a  
Lettermen returning/lost 9/4  
Starters returning/lost 3/2

### SERIES NOTES

Series Record: Series tied 2-2  
At Tuscaloosa: 1-0  
At Nashville: 1-1  
At Neutral Sites: 0-1  
Current Streak: Lost 1  
Last Time: Belmont 75, Alabama 57  
(11/28/07 at Belmont)



**Tony Cross**

## BALL STATE

at Tuscaloosa  
Dec. 30



### Quick Facts

Location Muncie, Ind.  
Enrollment 17,728  
Nickname Cardinals  
Colors Cardinal and White  
Conference Mid-American  
Arena John E. Warthen Arena  
Capacity 11,500  
Athletics Director Tom Collins

### Coaching Staff

Head Coach Kelly Packard  
Alma Mater Anderson,  
Record at school First Year  
Career record 34-12  
Assistants Lisa McDonald, Lindsay Shade,  
Carter Shaw

### Media Relations

WBB Contact Paula Haughn  
Office 765-285-8242  
E-mail pmhaughn@bsu.edu  
SID Fax 765-285-8929  
Press Row 765-285-8930  
Website www.ballstatesports.com

### Outlook

2007-08 Record 15-15  
Conference Record 11-5  
Finish 2nd  
Post-Season n/a  
Final Ranking n/a  
Lettermen returning/lost 7/1  
Starters returning/lost 4/1

### SERIES NOTES

Series Record: First Meeting  
At Tuscaloosa: n/a  
At Muncie: n/a  
At Neutral Sites: n/a  
Current Streak: n/a  
Last Year: n/a



**Kelly Packard**

## RICHMOND

at Tuscaloosa  
Dec. 30



### Quick Facts

Location	Richmond, Va.
Enrollment	2,950
Nickname	Spiders
Colors	Red and Blue
Conference	Atlantic 10
Arena	Robins Center
Capacity	9,071
Athletics Director	Jim Miller

### Coaching Staff

Head Coach	MICHAEL SHAFER
Alma Mater	William & Mary, 1994
Record at school	40-51 (4)
Career record	Same
Assistants	GINNY DOYLE
	Candice Jackson, Mike McGuire

### Media Relations

WBB Contact	RACHEL PARK
Office	804-287-6312
E-mail	rpark@richmond.edu
SID Fax	804-287-6312
Press Row	804-289-8806
Website	www.RichmondSpiders.com

### Outlook

2007-08 Record	14-17
Conference Record	14-17
Finish	7th
Post-Season	n/a
Final Ranking	n/a
Lettermen returning/lost	9/4
Starters returning/lost	4/1

### SERIES NOTES

Series Record: Alabama leads 1-0  
At Tuscaloosa: 0-0  
At Richmond: 1-0  
At Neutral Sites: 0-0  
Current Streak: Won 1  
Last Time: Alabama 85, Richmond 57  
(12/3/95 @ Richmond)



Michael Shafer

## SOUTHEASTERN LOUISIANA

at Hammond, La.  
Jan. 3



### Quick Facts

Location	Hammond, La.
Enrollment	14,757
Nickname	Lady Lions
Colors	Green and Gold
Conference	Southland
Arena	University Center
Capacity	7,500
Athletics Director	Dr. Joel Erdmann

### Coaching Staff

Head Coach	LORI DAVIS JONES
Alma Mater	Southeastern Louisiana, 1992
Record at school	70-97 (6)
Career record	248-194 (14)
Assistants	ERIC DUMAS, BRENT HARRIS
	Miklannet Tennial

### Media Relations

WBB Contact	KEMMLER CHAPPLE
Office	985-549-3221
E-mail	kchapple@selu.edu
SID Fax	985-549-3773
Press Row	985-549-2326
Website	www.LionSports.net

### Outlook

2007-08 Record	12-17
Conference Record	6-10
Finish	4th West
Post-Season	n/a
Final Ranking	n/a
Lettermen returning/lost	8/4
Starters returning/lost	4/1

### SERIES NOTES

Series Record: Alabama leads 4-2  
At Tuscaloosa: 4-0  
At Hammond: 0-2  
At Neutral Sites: 0-0  
Current Streak: Won 4  
Last Time: Alabama 61, SELA 51 (1/5/08 @ Alabama)



Lori Davis Jones

## VANDERBILT COMMODORES



HEAD COACH  
Melanie Balcomb

### QUICK FACTS

LOCATION: NASHVILLE, TENN.  
ENROLLMENT: 6,532  
FOUNDED: 1873  
CONFERENCE: SOUTHEASTERN  
NICKNAME: COMMODORES  
COLORS: BLACK AND GOLD  
ARENA (CAPACITY):  
MEMORIAL COLISEUM (14,168)

### UNIVERSITY PERSONNEL

CHANCELLOR: NICHOLAS S. ZEPPUS  
VICE CHANCELLOR: DAVID WILLIAMS II  
SENIOR WOMAN ADMINISTRATOR:  
CANDICE STOREY

### MEDIA INFORMATION

BASKETBALL CONTACT: CHRIS WEINMAN  
OFFICE PHONE: 615-343-0019  
EMAIL ADDRESS:  
CHRIS.WEINMAN@VANDERBILT.EDU  
PRESS ROW PHONE: 615-320-0436  
WEBSITE: VUCOMMODORES.COM  
FAX NUMBER: 615-343-7064  
BASKETBALL OFFICE PHONE: (615-343-8482)

Jan. 8  
at Tuscaloosa  
Coleman Coliseum

Feb. 1  
at Nashville, Tenn.  
Memorial Coliseum



SENIOR GUARD  
Christina Wirth

### COACHING STAFF

HEAD COACH (ALMA MATER):  
MELANIE BALCOMB (TRENTON STATE, 1984)  
RECORD AT VANDERBILT: 146-52 (6)  
OVERALL RECORD: 309-156 (15)  
ASSISTANT COACHES: VICKY PICOTT, LISA CERMIGNANO, KIM ROSAMOND

### ALABAMA VS. VANDERBILT SERIES

SERIES RECORD: VANDERBILT LEADS 23-11  
OVERALL STREAK: LOST 6  
LAST MEETING: VANDERBILT 83, ALABAMA 54 (3/2/08 @ VANDERBILT)

### COMMODORE TEAM INFORMATION

2007-08 RECORD: 25-9  
SEC RECORD (FINISH): 11-3 (3RD)  
POSTSEASON PLAY: NCAA SWEET SIXTEEN  
STARTERS RETURNING: 5  
STARTERS LOST: 0  
LETTERWINNERS RETURNING/LOST: 12/1  
NEWCOMERS: 2

## 2008-09 COMMODORE ROSTER

No.	Name	Pos.	Ht.	Class	Hometown
2	Jennifer Risper	G	5-9	Sr.	Moreno Valley, Calif.
3	Chanel Chisholm	G	5-11	Soph.	Long Island, N.Y.
5	Lauren Lueders	G	5-8	Jr.	Frohna, Mo.
11	Ashlee Bridge	G/F	5-11	Jr.	Cincinnati, Ohio
12	Jordan Coleman	F	5-11	Fr.	Lake Mary, Fla.
15	Hannah Tuomi	F	6-0	Soph.	Thornton, Colo.
20	Jessica Mooney	G	5-8	Jr.	Nashville, Tenn.
22	Jence Rhoads	G	5-11	Soph.	Slippery Rock, Pa.
23	Merideth Marsh	G	5-9	Jr.	Louisville, Ky.
24	Tia Gibbs	G	5-9	Fr.	Louisville, Ky.
25	Amber Norton	F	6-1	Jr.	Louisville, Ky.
33	Rebecca Silinski	F	6-3	Soph.	Birmingham, Ala.
34	Christina Wirth	F	6-1	Sr.	Mesa, Ariz.
43	Amy Malo	F	6-3	Sr.	Fairmont, Minn.



## LSU LADY TIGERS



**HEAD COACH**  
**Van Chancellor**

**Jan. 11**  
at Baton Rouge, La.  
Pete Maravich  
Assembly Center



**JUNIOR GUARD**  
**Allison Hightower**

### QUICK FACTS

**LOCATION:** BATON ROUGE, LA.  
**ENROLLMENT:** 25,896  
**FOUNDED:** 1860  
**CONFERENCE:** SOUTHEASTERN  
**NICKNAME:** LADY TIGERS  
**COLORS:** PURPLE AND GOLD  
**ARENA (CAPACITY):** PETE MARAVICH ASSEMBLY CENTER (13,468)

### UNIVERSITY PERSONNEL

**PRESIDENT:** DR. JOHN V. LOMBARDI  
**FACULTY REP.:** DYDIA DELYSER  
**ATHLETIC DIRECTOR:** JOE ALLEVA

### MEDIA INFORMATION

**BASKETBALL CONTACT:** BILL MARTIN  
**OFFICE PHONE:** 225-578-8204  
**EMAIL ADDRESS:** WMARTI4@LSU.EDU  
**PRESS ROW PHONE:** 225-578-8226  
**WEBSITE:** WWW.LSUSPORTS.NET  
**FAX NUMBER:** 225-578-1861  
**BASKETBALL OFFICE PHONE:** 225-578-6643

### COACHING STAFF

**HEAD COACH (ALMA MATER):**  
VAN CHANCELLOR (MISSISSIPPI ST., 1965)  
**RECORD AT LSU:** 31-6 (1)  
**OVERALL RECORD:** 470-160 (20)  
**ASSISTANT COACHES:** BOB STARKEY, TRAVIS MAYS,  
KENYA LARKIN-LANDERS

### ALABAMA VS. LSU SERIES

**SERIES RECORD:** LSU LEADS 28-16  
**OVERALL STREAK:** LOST 9  
**LAST MEETING:** LSU 89, ALABAMA 53 (2/7/08 @ ALABAMA)

### LADY TIGER TEAM INFORMATION

**2007-08 RECORD:** 31-6  
**SEC RECORD (FINISH):** 14-0 (1st)  
**POSTSEASON PLAY:** NCAA FINAL FOUR  
**STARTERS RETURNING:** 0  
**STARTERS LOST:** 5  
**LETTERWINNERS RETURNING/LOST:** 4/8  
**NEWCOMERS:** 8

## 2007-08 LADY TIGER ROSTER

No.	Name	Pos.	Ht.	Class	Hometown
1	Katherine Graham	G	5-11	Soph.	Birmingham, Ala.
3	Latear Eason	G	5-8	Soph.	Chicago, Ill.
5	Crystal Riley	G	5-5	Fr.	Memphis, Tenn.
11	Andrea Kelly	G	5-9	Jr.	Shalimar, Fla.
20	Destini Hughes	G	5-10	Fr.	Fort Worth, Texas
22	Courtney Jones	F	6-2	Fr.	Midfield, Ala.
23	Allison Hightower	G	5-10	Jr.	Arlington, Texas
24	Ayanna Dunning	F/C	6-3	Fr.	Columbus, Ohio
25	Swayze Black	F	6-3	Fr.	Brookhaven, Miss.
41	Taylor Turnbow	F	6-2	Fr.	Stone Mountain, Ga.
44	Kristen Morris	F	6-2	Sr.	Lathrup Village, Mich.
55	LaSandra Barrett	F	6-2	Fr.	Jackson, Miss.

## KENTUCKY WILDCATS



**HEAD COACH**  
**Matthew Mitchell**

**Jan. 15**  
at Tuscaloosa  
Coleman Coliseum



**SOPHOMORE FORWARD**  
**Victoria Dunlap**

### QUICK FACTS

**LOCATION:** LEXINGTON, KY.  
**ENROLLMENT:** 27,000  
**FOUNDED:** 1865  
**CONFERENCE:** SOUTHEASTERN  
**NICKNAME:** WILDCATS  
**COLORS:** BLUE AND WHITE  
**ARENA (CAPACITY):** MEMORIAL COLISEUM (8,500)

### UNIVERSITY PERSONNEL

**PRESIDENT/CHANCELLOR:** DR. LEE TODD JR.  
**FACULTY REP.:** DR. ALAN DESANTIS  
**ATHLETIC DIRECTOR:** MITCH BARNHART

### MEDIA INFORMATION

**BASKETBALL CONTACT:** SUSAN LAX  
**OFFICE PHONE:** 859-608-5019  
**EMAIL ADDRESS:** SLAX0@UKY.EDU  
**PRESS ROW PHONE:** 859-323-5900  
**WEBSITE:** WWW.UKATHLETICS.COM  
**FAX NUMBER:** 859-323-4310  
**BASKETBALL OFFICE PHONE:** 859-257-6046

### COACHING STAFF

**HEAD COACH (ALMA MATER):**  
MATTHEW MITCHELL (MISSISSIPPI ST., 1995)  
**RECORD AT KENTUCKY:** 17-16 (1)  
**OVERALL RECORD:** 47-45 (3)  
**ASSISTANT COACHES:** KYRA ELZY,  
MATT INSELL, WENDY PALMER

### ALABAMA VS. KENTUCKY SERIES

**SERIES RECORD:** KENTUCKY LEADS 18-15  
**OVERALL STREAK:** LOST 3  
**LAST MEETING:** KENTUCKY 64, ALABAMA 44 (2/17/08 @ KENTUCKY)

### WILDCAT TEAM INFORMATION

**2007-08 RECORD:** 17-16  
**SEC RECORD (FINISH):** 8-6 (4th)  
**POSTSEASON PLAY:** WNIT QUARTERFINALS  
**STARTERS RETURNING:** 1  
**STARTERS LOST:** 4  
**LETTERWINNERS RETURNING/LOST:** 10/4  
**NEWCOMERS:** 2

## 2008-09 WILDCAT ROSTER

No.	Name	Pos.	Ht.	Class	Hometown
00	Carly Ormerod	PG	5-8	Sr.	Louisville, Ky.
1	Eleia Roddy	F/C	6-3	Sr.	Columbus, Ohio
2	Jackie Sanders	F/C	6-2	Jr.	Birmingham, Ala.
3	Sarah Rowe	G	5-10	Fr.	Mt. Vernon, Ky.
4	Keyla Snowden	G	5-7	Soph.	Lexington, Ky.
5	Carly Morrow	G	5-11	Soph.	Chattanooga, Tenn.
12	Lydia Watkins	G/F	6-1	Jr.	Hopkinsville, Ky.
15	Brittany Edelen	F	5-9	Jr.	Springfield, Ky.
21	Jenn'e Jackson	F/C	6-1	Sr.	Radcliff, Ky.
23	Rebecca Gray	G	5-10	Soph.	Georgetown, Ky.
24	Amber Smith	PG	5-5	Soph.	Winter Haven, Fla.
25	Amani Franklin	G	5-11	Jr.	Decatur, Ga.
32	Catina Bett	C	6-5	Soph.	Gadsden, Ala.
34	Victoria Dunlap	F	6-1	Soph.	Nashville, Tenn.

## OLE MISS LADY REBELS



**HEAD COACH**  
Renee Ladner

**Jan. 18**  
at Oxford, Miss.  
"Tad" Smith Coliseum  
•  
**Feb. 19**  
at Tuscaloosa  
Coleman Coliseum



**SENIOR CENTER**  
Shawn Goff

### QUICK FACTS

**LOCATION:** OXFORD, MISS.  
**ENROLLMENT:** 17,325  
**FOUNDED:** 1848  
**CONFERENCE:** SOUTHEASTERN  
**NICKNAME:** LADY REBELS  
**COLORS:** CARDINAL RED AND NAVY BLUE  
**ARENA (CAPACITY):** C.M. "TAD" SMITH COLISEUM (8,700)

### UNIVERSITY PERSONNEL

**CHANCELLOR:** DR. ROBERT C. KHAYAT  
**FACULTY REP.:** DR. ROBERT WEEMS  
**ATHLETIC DIRECTOR:** PETE BOONE

### MEDIA INFORMATION

**BASKETBALL CONTACT:** JAY D'ABRAMO  
**OFFICE PHONE:** 662-915-7522  
**EMAIL ADDRESS:** JDABRAMO@OLEMISS.EDU  
**PRESS ROW PHONE:** 662-236-1931  
**WEBSITE:** WWW.OLEMISSSPORTS.COM  
**FAX NUMBER:** 662-915-7006  
**BASKETBALL OFFICE PHONE:** 662-915-7592

### COACHING STAFF

**HEAD COACH (ALMA MATER):**  
RENEE LADNER (OLE MISS, 1981)  
**RECORD AT OLE MISS:** 13-16 (1)  
**OVERALL RECORD:** SAME  
**ASSISTANT COACHES:** PEGGIE GILLOM-GRANDERSON,  
MARLENE STOLLINGS, JOCELYN MCGILBERRY

### ALABAMA VS. OLE MISS SERIES

**SERIES RECORD:** OLE MISS LEADS 30-16  
**OVERALL STREAK:** LOST 7  
**LAST MEETING:** OLE MISS 70, ALABAMA 54  
(2/24/08 @ ALABAMA)

### LADY REBEL TEAM INFORMATION

**2007-08 RECORD:** 13-16  
**SEC RECORD (FINISH):** 6-8 (T-7TH)  
**POSTSEASON PLAY:** N/A  
**STARTERS RETURNING:** 4  
**STARTERS LOST:** 1  
**LETTERWINNERS RETURNING/LOST:** 7/6  
**NEWCOMERS:**

## AUBURN TIGERS



**HEAD COACH**  
Nell Fortner

**Jan. 22**  
at Auburn, Ala.  
Beard-Eaves Coliseum  
•  
**Feb. 8**  
at Tuscaloosa  
Coleman Coliseum



**SENIOR GUARD**  
DeWanna Bonner

### QUICK FACTS

**LOCATION:** AUBURN, ALA.  
**ENROLLMENT:** 24,137  
**FOUNDED:** 1856  
**CONFERENCE:** SOUTHEASTERN  
**NICKNAME:** TIGERS  
**COLORS:** BURNT ORANGE AND NAVY BLUE  
**ARENA (CAPACITY):** BEARD-EAVES MEMORIAL COLISEUM (10,500)

### UNIVERSITY PERSONNEL

**PRESIDENT:** DR. JAY GOUGUE  
**FACULTY REP.:** GARY WATERS  
**ATHLETIC DIRECTOR:** JAY JACOBS

### MEDIA INFORMATION

**BASKETBALL CONTACT:** MATT CROUCH  
**OFFICE PHONE:** 334-844-9709  
**EMAIL ADDRESS:** MCROUCH@AUBURN.EDU  
**PRESS ROW PHONE:** 334-844-1933/1935  
**WEBSITE:** WWW.AUBURNTIGERS.COM  
**FAX NUMBER:** 334-844-9807  
**BASKETBALL OFFICE PHONE:** 334-844-9200

### COACHING STAFF

**HEAD COACH (ALMA MATER):**  
NELL FORTNER (TEXAS, 1981)  
**RECORD AT AUBURN:** 71-53 (4)  
**OVERALL RECORD:** 88-64 (5)  
**ASSISTANT COACHES:** KERRY CREMEANS,  
MARK SIMONS, AYESHA WHITFIELD

### ALABAMA VS. AUBURN SERIES

**SERIES RECORD:** AUBURN LEADS 34-32  
**OVERALL STREAK:** LOST 4  
**LAST MEETING:** AUBURN 74, ALABAMA 49  
(2/14/2008 @ AUBURN)

### TIGER TEAM INFORMATION

**2007-08 RECORD:** 20-12  
**SEC RECORD (FINISH):** 7-7 (6TH)  
**POSTSEASON PLAY:** NCAA FIRST ROUND  
**STARTERS RETURNING:** 4  
**STARTERS LOST:** 1  
**LETTERWINNERS RETURNING/LOST:** 8/6  
**NEWCOMERS:** 4

## 2008-09 LADY REBEL ROSTER

No.	Name	Pos.	Ht.	Class	Hometown
3	LaKendra Phillips	G	5-9	Jr.	Memphis, Tenn.
11	Shantell Black	G	5-4	Jr.	Lawrenceville, Ga.
14	Elizabeth Robertson	G	5-10	Jr.	Vestavia, Ala.
20	Kayla Melson	G	5-8	Soph	Montgomery, Ala.
21	Kayla Holloway	C	6-4	Fr.	Dyersburg, Tenn.
22	Nikki Byrd	C	6-4	Fr.	Brookhaven, Miss.
23	LaTosha Laws	G	5-10	Fr.	Memphis, Tenn.
30	Whitney Hameth	G	5-10	Fr.	Dumas, Ark.
32	Alliesha Easley	G	5-8	Soph.	Cordova, Tenn.
35	Shawn Goff	C	6-3	Sr.	Tallahassee, Fla.
42	Tori Slusher	F	6-3	Jr.	Wichita Falls, Texas
44	Katorra Lewis	F	6-2	Jr.	Clinton, Miss.
45	Bianca Thomas	G	5-10	Fr.	Henderson, Tenn.

## 2008-09 TIGER ROSTER

No.	Name	Pos.	Ht.	Class	Hometown
1	Trevesha Jackson	F	6-0	Sr.	Auburn, Ala.
2	Morgan Jennings	G	5-8	Fr.	Atlanta, Ga.
3	CeCe Sims	G	5-7	Fr.	Brentwood, Tenn.
4	Parrisha Simmons	G	6-0	Fr.	Macon, Ga.
5	Alli Smalley	G	5-8	Soph.	Arab, Ala.
12	Sherell Hobbs	G	5-11	Sr.	Huntsville, Ala.
21	Jordan Greenleaf	F	6-1	Jr.	Morrow, Ga.
22	Reneisha Hobbs	G	5-10	Jr.	Huntsville, Ala.
23	Chantel Hilliard	F/C	6-2	Fr.	Biloxi, Miss.
24	DeWanna Bonner	G	6-4	Sr.	Fairfield, Ala.
33	KeKe Carrier	C	6-7	Jr.	Lake Charles, La.
44	Whitney Boddie	G	5-9	Sr.	Florence, Ala.

## GEORGIA LADY BULLDOGS



**HEAD COACH**  
**Andy Landers**

**Jan. 25**  
at Tuscaloosa  
Coleman Coliseum



**JUNIOR GUARD**  
**Ashley Houts**

### QUICK FACTS

**LOCATION:** ATHENS, GA.  
**ENROLLMENT:** 33,831  
**FOUNDED:** 1785  
**CONFERENCE:** SOUTHEASTERN  
**NICKNAME:** LADY BULLDOGS  
**COLORS:** RED & BLACK  
**ARENA (CAPACITY):**  
STEGEMAN COLISEUM (10,523)

### UNIVERSITY PERSONNEL

**PRESIDENT:** DR. MICHAEL F. ADAMS  
**FACULTY REP.:** JERE MOREHEAD  
**ATHLETIC DIRECTOR:** DAMON EVANS

### MEDIA INFORMATION

**BASKETBALL CONTACT:** MIKE MOBLEY  
**OFFICE PHONE:** 706-542-1621  
**EMAIL ADDRESS:** MMOBLEY@SPORTS.UGA.EDU  
**PRESS ROW PHONE:** 706-542-8052  
**WEBSITE:** WWW.GEORGIALADYBULLDOGS.COM  
**FAX NUMBER:** 706-542-9339  
**BASKETBALL OFFICE PHONE:** 706-542-1176

### COACHING STAFF

**HEAD COACH (ALMA MATER):**  
ANDY LANDERS (TENNESSEE TECH, 1974)  
**RECORD AT GEORGIA:** 707-225 (29)  
**OVERALL RECORD:** 789-246 (33)  
**ASSISTANT COACHES:** LA'KEISHA FRET,  
KIM HAIRSTON, CAMERON NEUBAUER

### ALABAMA VS. GEORGIA SERIES

**SERIES RECORD:** GEORGIA LEADS 27-9  
**OVERALL STREAK:** LOST 14  
**LAST MEETING:** GEORGIA 71, ALABAMA 53  
(3/6/2008 @ NASHVILLE-SEC TOURN.)

### LADY BULLDOG TEAM INFORMATION

**2007-08 RECORD:** 23-10  
**SEC RECORD (FINISH):** 8-6 (T-4TH)  
**POSTSEASON PLAY:** NCAA SECOND ROUND  
**STARTERS RETURNING:** 3  
**STARTERS LOST:** 2  
**LETTERWINNERS RETURNING/LOST:** 7/5  
**NEWCOMERS:** 3

## FLORIDA GATORS



**HEAD COACH**  
**Amanda Butler**

**Feb. 5**  
at Tuscaloosa  
Coleman Coliseum



**SENIOR FORWARD**  
**Marshae Dotson**

### QUICK FACTS

**LOCATION:** GAINESVILLE, FLA.  
**ENROLLMENT:** 50,576  
**FOUNDED:** 1853  
**CONFERENCE:** SOUTHEASTERN  
**NICKNAME:** GATORS  
**COLORS:** ORANGE AND BLUE  
**ARENA (CAPACITY):** STEPHEN C. O'CONNELL CENTER  
(12,000)

### UNIVERSITY PERSONNEL

**PRESIDENT:** DR. BERNIE MACHEN  
**FACULTY REP.:** DR. JILL VARNES  
**ATHLETIC DIRECTOR:** JEREMY FOLEY

### MEDIA INFORMATION

**BASKETBALL CONTACT:** KATHY CAFAZZO  
**OFFICE PHONE:** 352-375-4683 EXT. 6133  
**EMAIL ADDRESS:** KATHYC@GATORS.UFL.EDU  
**PRESS ROW PHONE:** 352-367-1801  
**WEBSITE:** WWW.GATORZONE.COM  
**FAX NUMBER:** 352-375-4809  
**BASKETBALL OFFICE PHONE:**  
352-375-4683 EXT. 5511

### COACHING STAFF

**HEAD COACH (ALMA MATER):**  
AMANDA BUTLER (FLORIDA, 1995)  
**RECORD AT FLORIDA:** 19-14 (1)  
**OVERALL RECORD:** 59-36 (3)  
**ASSISTANT COACHES:** SUSIE GARDNER,  
BRENDA MOCK KIRKPATRICK, DAVID LOWERY

### ALABAMA VS. FLORIDA SERIES

**SERIES RECORD:** ALABAMA LEADS 26-20  
**OVERALL STREAK:** LOST 3  
**LAST MEETING:** FLORIDA 80, ALABAMA 65  
(1/13/08 @ FLORIDA)

### GATOR TEAM INFORMATION

**2007-08 RECORD:** 19-14  
**SEC RECORD (FINISH):** 6-8 (T-7TH)  
**POSTSEASON PLAY:** WNIT THIRD ROUND  
**STARTERS RETURNING:** 4  
**STARTERS LOST:** 1  
**LETTERWINNERS RETURNING/LOST:** 9 / 4  
**NEWCOMERS:** 6

## 2008-09 LADY BULLDOG ROSTER

No.	Name	Pos.	Ht.	Class	Hometown
1	Ashley Houts	G	5-6	Jr.	Trenton, Ga.
3	Jasmine Lee	F	6-2	Soph.	Bessemer, Ala.
4	Daniele Taylor	F	6-1	Sr.	Savannah, Ga.
11	Meredith Mitchel	G	6-1	Fr.	Midfield, Ala.
15	Jaleesa Rhoden	G	5-8	Soph.	London, Ontario
20	Angela Puleo	G	5-9	Soph.	Maryville, Tenn.
21	Porsha Phillips	F	6-2	Soph.	Stone Mountain, Ga.
22	Christy Marshall	G	6-1	Jr.	Savannah, Ga.
33	Angel Robinson	F	6-5	Jr.	Marietta, Ga.
40	Nicole Stroud	F	6-3	Fr.	Decatur, Ga.

## 2008-09 GATOR ROSTER

No.	Name	Pos.	Ht.	Class	Hometown
2	Lonnika Thompson	G	5-4	Jr.	New Orleans, La.
3	Sha Brooks	G	5-7	Sr.	Jackson, Tenn.
10	Steffi Sorensen	G	5-10	Jr.	Jacksonville, Fla.
13	Azania Stewart	C	6-4	Fr.	Wood Green, England
14	Ndidi Madu	F	6-1	Fr.	Antioch, Tenn.
15	Kim Critton	G	5-7	Sr.	Memphis, Tenn.
20	Susan Yenser	G	5-9	Jr.	Marietta, Ga.
21	Trumae Lucas	G	5-8	Fr.	Greensboro, N.C.
22	Jennifer Mossor	G	5-9	Jr.	Orlando, Fla.
24	Sharielle Smith	F	5-10	Jr.	Bradenton, Fla.
33	Jordan Jones	G	5-9	Soph.	Suwanee, Ga.
34	Taylor Jones	G	5-11	Fr.	Altamonte Springs, Fla.
42	Aneika Henry	C	6-3	Sr.	Coconut Grove, Fla.
44	Marshae Dotson	F	5-11	Sr.	Columbus, Ohio
50	Ebonie Crawford	C	6-3	Soph.	Decatur, Ga.



## TENNESSEE LADY VOLUNTEERS



**Feb. 12**  
at Knoxville, Tenn.  
Thompson-Boling Arena



**SENIOR FORWARD/CENTER**  
**Alex Fuller**

**HEAD COACH**  
**Pat Summitt**

### QUICK FACTS

**LOCATION:** KNOXVILLE, TENN.  
**ENROLLMENT:** 26,400  
**FOUNDED:** 1794  
**CONFERENCE:** SOUTHEASTERN  
**NICKNAME:** LADY VOLUNTEERS  
**COLORS:** ORANGE AND WHITE  
**ARENA (CAPACITY):**  
THOMPSON-BOLING ARENA (21,678)

### UNIVERSITY PERSONNEL

**PRESIDENT:** DR. JOHN PETERSEN  
**FACULTY REP.:** DR. TODD A. DIACON  
**ATHLETIC DIRECTOR:** JOAN CRONAN

### MEDIA INFORMATION

**BASKETBALL CONTACT:** DEBBY JENNINGS  
**OFFICE PHONE:** 865-974-4275  
**PRESS ROW PHONE:** 865-974-0110  
**WEBSITE:** WWW.UTLADYVOLTS.COM  
**FAX NUMBER:** 865-974-8875  
**BASKETBALL OFFICE PHONE:** 865-974-0600

### COACHING STAFF

**HEAD COACH (ALMA MATER):**  
PAT SUMMITT (TENNESSEE-MARTIN, 1974)  
**RECORD AT TENNESSEE:** 983-182 (34)  
**OVERALL RECORD:** SAME  
**ASSISTANT COACHES:** HOLLY WARLICK, DEAN LOCKWOOD, DAEDRA CHARLES-FURLOW

### ALABAMA VS. TENNESSEE SERIES

**SERIES RECORD:** TENNESSEE LEADS 40-2  
**OVERALL STREAK:** LOST 33  
**LAST MEETING:** TENNESSEE 85, ALABAMA 58 (2/21/08 @ ALABAMA)

### LADY VOL TEAM INFORMATION

**2007-08 RECORD:** 36-2  
**SEC RECORD (FINISH):** 13-1 (2ND)  
**POSTSEASON PLAY:** NATIONAL CHAMPIONS  
**STARTERS RETURNING:** 1  
**STARTERS LOST:** 4  
**LETTERWINNERS RETURNING/LOST:**  
**NEWCOMERS:** 4

## SOUTH CAROLINA GAMECOCKS



**Feb. 15**  
at Columbia, S.C.  
Colonial Life Arena



**SENIOR CENTER**  
**Demetress Adams**

**HEAD COACH**  
**Dawn Staley**

### QUICK FACTS

**LOCATION:** COLUMBIA, S.C.  
**ENROLLMENT:** 27,390  
**FOUNDED:** 1801  
**CONFERENCE:** SOUTHEASTERN  
**NICKNAME:** GAMECOCKS  
**COLORS:** GARNET AND BLACK  
**ARENA (CAPACITY):**  
COLONIAL LIFE ARENA (18,000)

### UNIVERSITY PERSONNEL

**PRESIDENT:** DR. HARRIS PASTIDES  
**FACULTY REP.:** DR. BILL BEARDEN  
**ATHLETIC DIRECTOR:** ERIC HYMAN

### MEDIA INFORMATION

**BASKETBALL CONTACT:** DIANA KOVAL  
**OFFICE PHONE:** 803-777-7977  
**EMAIL ADDRESS:** DKOVAL@MAILBOX.SC.EDU  
**PRESS ROW PHONE:** 803-777-6182  
**WEBSITE:** WWW.USCSports.com  
**FAX NUMBER:** (803) 777-2967  
**BASKETBALL OFFICE PHONE:** (803) 777-0731

### COACHING STAFF

**HEAD COACH (ALMA MATER):**  
DAWN STALEY (VIRGINIA, 1992)  
**RECORD AT SOUTH CAROLINA:** FIRST YEAR  
**OVERALL RECORD:** 172-80 (8)  
**ASSISTANT COACHES:** LISA BOYER, CARLA MCGHEE, NIKKI MCCRAY

### ALABAMA VS. SOUTH CAROLINA SERIES

**SERIES RECORD:** ALABAMA LEADS 15-10  
**OVERALL STREAK:** WON 1  
**LAST MEETING:** ALABAMA 65, SOUTH CAROLINA 54 (1/10/2008 @ ALABAMA)

### GAMECOCK TEAM INFORMATION

**2007-08 RECORD:** 16-16  
**SEC RECORD (FINISH):** 4-10 (T-9TH)  
**POSTSEASON PLAY:** WNIT SECOND ROUND  
**STARTERS RETURNING:** 2  
**STARTERS LOST:** 3  
**LETTERWINNERS RETURNING/LOST:** 6/6  
**NEWCOMERS:**

## 2007-08 LADY VOLUNTEER ROSTER

No.	Name	Pos.	Ht.	Class	Hometown
1	Briana Bass	G	5-2	Fr.	Indianapolis, Ind.
2	Cait McMahan	G	5-4	Soph.	Maryville, Tenn.
5	Angie Bjorklund	G/F	6-0	Soph.	Spokane Valley, Wash.
10	Amber Gray	F	6-1	Fr.	West Chester, Ohio
15	Alicia Manning	F	6-1	Fr.	Woodstock, Ga.
20	Sydney Smallbone	G	5-10	Soph.	Granger, Ind.
21	Vicki Baugh	F	6-4	Soph.	Sacramento, Calif.
25	Glory Johnson	F	6-3	Fr.	Knoxville, Tenn.
33	Alyssia Brewer	F	6-3	Fr.	Ssapula, Ok.
40	Shekinna Stricklen	G/F	6-2	Fr.	Morrilton, Ark.
44	Alex Fuller	F/C	6-3	Sr.	Shelbyville, Tenn.
52	Kelley Cain	C	6-6	Fr.	Atlanta, Ga.

## 2008-09 GAMECOCK ROSTER

No.	Name	Pos.	Ht.	Class	Hometown
3	Lauren Falohun	G	5-9	Soph.	Atlanta, Ga.
4	Samone Kennedy	G	5-4	Soph.	Birmingham, Ala.
10	C.J. Pace	F	5-10	Sr.	Snellville, Ga.
11	Lakeisha Sutton	G	5-9	Fr.	Trenton, N.J.
12	Charnee Stephens	F	6-1	Fr.	Decatur, Ga.
14	Sada Wheeler	C	6-4	Fr.	Gainesville, Ga.
21	Miranda Tate	G	6-0	Fr.	Bolingbrook, Ill.
22	Courtney Newton	G	5-10	Fr.	Flowers Branch, Ga.
23	Brianna Dickerson	G	5-9	Sr.	Columbia, S.C.
24	Demetress Adams	C	6-4	Sr.	Bishopville, S.C.
31	Valerie Naimima	G	5-5	Jr.	Suva, Fiji
32	Tonia Williams	G	6-1	Fr.	Warner Robins, Ga.
52	Jewel May	F	6-1	Soph.	Conyers, Ga.

## ARKANSAS RAZORBACKS



**HEAD COACH**  
Tom Collen

**Feb. 22**  
at Fayetteville, Ark.  
Bud Walton Arena



**SENIOR POST**  
Whitney Jones

### QUICK FACTS

**LOCATION:** FAYETTEVILLE, ARK.  
**ENROLLMENT:** 17,938  
**FOUNDED:** 1871  
**CONFERENCE:** SOUTHEASTERN  
**NICKNAME:** RAZORBACKS  
**COLORS:** CARDINAL AND WHITE  
**ARENA (CAPACITY):**  
BUD WALTON ARENA (19,500)

### UNIVERSITY PERSONNEL

**PRESIDENT/CHANCELLOR:** DR. G.DAVID GEARHART  
**FACULTY REP.:** DR. HOWARD BRILL  
**ATHLETIC DIRECTOR:** JEFF LONG

### MEDIA INFORMATION

**BASKETBALL CONTACT:** DR. BILL SMITH  
**OFFICE PHONE:** 479-575-2751  
**EMAIL ADDRESS:** BISMITH@UARK.EDU  
**PRESS ROW PHONE:** 479-575-6622  
**WEBSITE:** WWW.LADYBACKS.COM  
**FAX NUMBER:** 479-575-7481  
**BASKETBALL OFFICE PHONE:** 479-575-3000

### COACHING STAFF

**HEAD COACH (ALMA MATER):**  
TOM COLLEN (BOWLING GREEN, 1977)  
**RECORD AT ARKANSAS:** 17-13 (1)  
**OVERALL RECORD:** 224-83 (10)  
**ASSISTANT COACHES:** TIM EATMAN, ZENARAE ANTOINE,  
GREG COLLINS

### ALABAMA VS. ARKANSAS SERIES

**SERIES RECORD:** SERIES TIED 12-12  
**OVERALL STREAK:** LOST 2  
**LAST MEETING:** ARKANSAS 63, ALABAMA 49  
(1/17/2008 @ TUSCALOOSA)

### LADY RAZORBACK TEAM INFORMATION

**2007-08 RECORD:** 17-13  
**SEC RECORD (FINISH):** 2-12 (11TH)  
**POSTSEASON PLAY:** N/A  
**STARTERS RETURNING:** 3  
**STARTERS LOST:** 2  
**LETTERWINNERS RETURNING/LOST:** 5/4  
**NEWCOMERS:** 6

## MISSISSIPPI STATE LADY BULLDOGS



**HEAD COACH**  
Sharon Fanning

**March 1**  
at Tuscaloosa  
Coleman Coliseum



**SENIOR FORWARD**  
Imesia Jackson

### QUICK FACTS

**LOCATION:** STARKVILLE, MISS.  
**ENROLLMENT:** 16,206  
**FOUNDED:** 1878  
**CONFERENCE:** SOUTHEASTERN  
**NICKNAME:** LADY BULLDOGS  
**COLORS:** MAROON AND WHITE  
**ARENA (CAPACITY):** HUMPHREY COLISEUM  
(10,500)

### UNIVERSITY PERSONNEL

**INTERIM PRESIDENT:** DR. VANCE WATSON  
**FACULTY REP.:** DR. STEVEN TURNER  
**ATHLETIC DIRECTOR:** GREG BYRNE

### MEDIA INFORMATION

**BASKETBALL CONTACT:** TBA  
**OFFICE PHONE:** 662-325-0972  
**EMAIL ADDRESS:** TBA  
**PRESS ROW PHONE:** 662-325-3776  
**WEBSITE:** WWW.MSSTATEATHLETICS.COM  
**FAX NUMBER:** 662-325-2563  
**BASKETBALL OFFICE PHONE:** 662-325-0198

### COACHING STAFF

**HEAD COACH (ALMA MATER):**  
SHARON FANNING (CHATTAHOOGA, 1975)  
**RECORD AT MISSISSIPPI ST.:** 210-176 (13)  
**OVERALL RECORD:** 534-402 (32)  
**ASSISTANT COACHES:** GREG FRANKLIN, SHARRON  
REAVES, FRANQUA BEDELL

### ALABAMA VS. MISSISSIPPI STATE SERIES

**SERIES RECORD:** ALABAMA LEADS 33-10  
**OVERALL STREAK:** LOST 2  
**LAST MEETING:** MISSISSIPPI STATE 72, ALABAMA 59  
(1/31/08 @ MSU)

### BULLDOG TEAM INFORMATION

**2007-08 RECORD:** 16-15  
**SEC RECORD (FINISH):** 4-10 (T-10TH)  
**POSTSEASON PLAY:** WNIT SECOND ROUND  
**STARTERS RETURNING:** 4  
**STARTERS LOST:** 1  
**LETTERWINNERS RETURNING/LOST:** 10/5  
**NEWCOMERS:** 5

## 2008-09 RAZORBACK ROSTER

No.	Name	Pos.	Ht.	Class	Hometown
2	Shanita Arnold	G	5-4	Soph.	Fort Smith, Ark.
3	Jamesha Townsend	F	6-2	Fr.	Chula Vista, Calif.
12	Ashley Daniels	F	6-2	Fr.	Coldwater, Miss.
13	Julie Inman	G	5-9	Fr.	Carlisle, Ark.
22	Caira Ricketts	G	5-9	Fr.	Louisville, Ky.
23	Ashley McCray	P	6-3	Jr.	Sanford, FL
24	Brittney Richardson	F	5-11	Soph.	Salem, Ark.
31	Whitney Jones	P	6-0	Sr.	Blytheville, Ark.
32	Charity Ford	G	5-8	Jr.	Arlington, Texas
33	Lyndsay Harris	G	5-9	Fr.	Hoover, Ala.
34	Ayana Brereton	F	5-10	Sr.	Angleton, Texas
54	Ashlea Williams	P	6-2	Soph.	Springfield, Mo.

## 2008-09 LADY BULLDOG ROSTER

No.	Name	Pos.	Ht.	Class	Hometown
00	Rima Kalonda	F/C	6-3	Jr.	Kinshasa, Congo
01	Danielle Rector	F	6-3	Soph.	Ringgold, Ga.
02	Alexis Rack	G	5-7	Jr.	Franklin, La.
03	Donnisha Tate	F	6-0	Sr.	Oakland, Calif.
05	Armelie Lumanu	G	5-9	Jr.	Kinshasa, Congo
10	Chanel Mokango	F	6-5	Jr.	Kinshasa, Congo
11	Diamber Johnson	G	5-7	Fr.	Pontotoc, Miss.
14	Bethany Washington	F	5-9	Soph.	Houma, La.
20	Lauren Roberts	F	6-0	Sr.	Collierville, Tenn.
23	Tysheka Grimes	F	6-0	Jr.	Baton Rouge, La.
24	Robin Porter	G/F	5-11	Sr.	Abbeville, Ala.
25	Marnesia Richard	G	5-8	Sr.	Lamar, Miss.
33	Mary Kathryn Govero	F	5-11	Soph.	Clinton, Miss.
42	Channa Campbell	F	6-2	Jr.	Lester, Ala.



# Media Information



# SEC ACCOMPLISHMENTS

With eight national championships, ten runner-up finishes, a nation-leading 34 Final Four appearances and 94 first-team All-America honors, the SOUTH-EASTERN CONFERENCE stands firmly as the nation's premier intercollegiate women's basketball conference.

## SEC By The Numbers

- The SEC has posted impressive non-conference records in the last decade. The SEC compiled a 156-46 (.723) non-conference record during the 2007-08 season.

- Since the 1990 season, the SEC has compiled a 2613-746 (.778) record against other conferences. The league has recorded 150+ wins during eight seasons and has never recorded a non-conference winning percentage below .723.

- SEC teams have earned appearances in 25 of 27 NCAA Final Fours, an accomplishment unmatched by any other league.

- Overall, SEC squads have filled 34 of the 108 Final Four berths, including having two Final Four teams in 1988 (Auburn, Tennessee), 1989 (Auburn, Tennessee), 1995 (Georgia, Tennessee), 1996 (Georgia, Tennessee), 1998 (Arkansas, Tennessee), 2004 (LSU, Tennessee), 2005 (LSU, Tennessee), 2007 (LSU, Tennessee) and 2008 (LSU, Tennessee).

- SEC teams have made 18 appearances in a nation-high 16 NCAA Championship games, winning eight NCAA Championships (Tennessee: 1987, 1989, 1991, 1996, 1997, 1998, 2007 and 2008).

- The league also had the distinction of providing both national finalists twice in its history in 1996 (Tennessee 83, Georgia 65) and in 1989 (Tennessee 76, Auburn 60).

- SEC teams have won 312 NCAA Tournament games against 155 losses (.668) for an average of 11.6 NCAA wins per year.

- In addition, all 12 current members

have appeared in the NCAA Tournament.

- The SEC has paced the pack in NCAA tournament bids 21 times in its 27-year history.

- The SEC was the first league to ever have eight teams invited to the NCAA Tournament, doing so in 1999 and 2002.

- The SEC was also the first league to ever have seven teams invited to the NCAA Tournament and earned this honor a leading seven times (1986, 1991, 1995, 1996, 1997, 2003, 2004).

- The SEC is one of a handful of leagues to have won three national tournament titles with eight NCAA, two WNIT and three NWIT. Along with the eight NCAA championships won by Tennessee, Arkansas (1999) and Auburn (2003) captured the current Women's NIT titles. But the first-ever SEC national title belongs to Georgia, winners of the 1981 NWIT which predates the current NCAA tournament. LSU (1985) and Kentucky (1990) each won WNIT titles. Both Arkansas (1987) and South Carolina (1979) won the WNIT as members of their previous conferences.

- In 2003, Auburn won the WNIT title with wins over South Alabama, Florida State, Richmond, Creighton and Baylor. In 1999, the Arkansas Lady Razorbacks defeated Wisconsin 76-64 to claim the SEC's first WNIT championship.

- In 1981, Georgia defeated Pittsburg, California and Arizona State (in OT) to capture the NWIT Championship, the first-ever national championship of any kind for the SEC in women's basketball.

## Individual Honors

- The SEC has had 55 student-athletes named as a First-Team All-America selection. Those 55 have been named a total of 82 times since the 1982-83 season (first year of SEC sponsorship).

- All-Americans were first named in

women's basketball in 1975. Since that time, league schools have had 63 players named first-team a total of 94 times.

- The league has had six Honda Sports Awards winners in Katrina McClain, Georgia (1987); Bridgette Gordon, Tennessee (1989); Chamique Holdsclaw, Tennessee (1997 and 1998); and Candace Parker, Tennessee (2007 and 2008).

- Tennessee's Chamique Holdsclaw was named the winner of the Honda-Broderick Cup, as the Collegiate Woman Athlete of the Year, in 1998.

- Seven Naismith Player of the Year winners have come from the SEC. They include Saudia Roundtree, Georgia (1996), Chamique Holdsclaw, Tennessee (1998 and 1999), Tamika Catchings, Tennessee (2000), Seimone Augustus, LSU (2005 and 2006) and Candace Parker, Tennessee (2008).

- SEC teams have provided 130 All-Region performers, including 28 Most Outstanding Players.

- Over the past 27-years, 38 Final Four All-Tournament Team members have come from SEC schools.

- In 1996, the entire all-tournament team was made up of SEC players.

- Nine NCAA Post-Graduate Scholarship winners and 28 Academic All-Americans hail from the SEC.

## SEC In The Pros

- The Southeastern Conference has more players on 2008 opening day WNBA players as any other league. All told, 39 former SEC stars made WNBA rosters. The Big East was second with 28 players, followed by the ACC with 18, the Big 12 and Big Ten with 16 and the PAC 10 with 12.

- In this year's WNBA draft, a total of 10 SEC women's basketball players were taken, including the league's fifth overall #1 pick.

- Since the inaugural WNBA draft in 1997, the SEC has had 99 former players drafted for the professional league.

### Dominance in the Polls

- Since the SEC began to sponsor women's basketball in 1982, it has failed only twice to place at least four members in each of the final polls (the USA Today/ESPN poll began in 1986).

- Last season, the SEC had three in the final AP poll and four in the final coaches poll.

- In terms of rankings, the SEC has the richest history of any conference in the nation, boasting more poll appearances than any other.

- Since the 1982 season, SEC teams have been ranked 477 consecutive weeks in the AP Poll.

- League teams have been ranked 2,442 times, including 1,228 Top 10 appearances and 707 Top 5 appearances.

- SEC teams can also boast of 136 No. 1 rankings in the AP Poll.

- The league has had the top three teams in the AP Poll twice. In week three in 2005 and in week eight in 1989.

- A nation-leading eight SEC teams were ranked at one point in the AP and CNN/USA Today Top 25 polls during the 1995-96 season. The league mirrored that feat during the 1996-97 season.

### NCAA Numbers Do The Talking

<b>NCAA Appearances</b>	
SEC .....	163
ACC .....	122
Big Ten.....	101
Big East.....	94
Pac-10.....	86
Big 12.....	71
Atlantic 10 .....	63
C-USA .....	42
Sun Belt.....	42
MVC.....	36

<b>NCAA Titles</b>	
SEC .....	8
Big East.....	6
ACC.....	2
Pac-10 .....	2
Independents.....	1
Sun Belt.....	1
Big Ten.....	1
Big 12.....	1

<b>NCAA Tournament Wins</b>	
SEC .....	312
ACC.....	177
Big East.....	153
Big Ten.....	128
Pac-10.....	107
Big 12.....	95
Sun Belt.....	64
Atlantic 10 .....	50
Independents.....	32

<b>Final Four Appearances</b>	
SEC .....	34
ACC.....	14
Big East.....	13
Sun Belt.....	8
Big Ten.....	8
Pac-10.....	7
Independents.....	6
Big 12.....	3
Colonial.....	1

### SEC Quick Facts

**SEC Corporate Headquarters:** Birmingham, Ala.

**Founded:** 1933

**Members:** Alabama, Arkansas, Auburn, Florida, Georgia, Louisiana State, Mississippi, Mississippi State, Kentucky, South Carolina, Tennessee, Vanderbilt

**Commissioner:** Mike Slive

**Assistant Commissioner for Women's Basketball:** Debbie Corum

**First Year to Sponsor Women's Basketball Championships:** 1983

**2008 SEC Regular Season Champion:** LSU (14-0)

**2008 Tournament Champion:** Tennessee defeated LSU 61-55

**2009 Tournament:** March 5-8 North Little Rock, Ark. (Alltel Arena)

**Media Contact:** Tammy Wilson

**SEC Media Relations Phone:** (205) 458-3010

**Internet:** <http://www.secsports.com>

**Computer Bulletin Board:** (205) 458-3020,

**Password:** MEDIA

**Weekly Satellite Feed:** Tuesdays, 6:30 p.m. CT, GStar 1, transponder 3

**SEC-TV Weekly:** SportSouth, Friday nights, 9:30 CT

**FAX:** (205) 458-3030



Mike Slive, SEC Commissioner

# SEC TELEVISION SCHEDULE

## 2008-09 SEC WOMEN'S BASKETBALL TV SCHEDULE

DAY/DATE	GAME	TIME (ET)	NETWORK
SAT. 15-NOV.	San Francisco at Tennessee	1:00 PM	FSNS
SUN. 16-NOV.	Notre Dame at LSU	2:30 PM	ESPN2
MON. 17-NOV.	Virginia at Tennessee	7:00 PM	FSNS
WED. 19-NOV.	Clemson at South Carolina	7:00 PM	SS
MON. 24-NOV.	Tulane at LSU	8:00 PM	CST
MON. 8-DEC.	Georgia at Rutgers	7:00 PM	ESPN2
THUR. 11-DEC.	Middle Tennessee at Tennessee	7:00 PM	FSNS
SUN. 14-DEC.	Tennessee at Texas	2:00 PM	FSN (National)
MON. 15-DEC.	Louisiana Tech at LSU	7:00 PM	CST
FRI. 19-DEC.	Stanford at South Carolina	7:00 PM	SS
SUN. 21-DEC.	Charlotte at South Carolina	1:30 PM	SS
	Stanford at Tennessee	7:00 PM	ESPN2
SUN. 28-DEC.	Florida State at LSU	3:00 PM	CST
	Connecticut at South Carolina	3:00 PM	SS
TUES. 30-DEC.	Tennessee at Gonzaga	8:00 PM	FSN (National)
SAT. 3-JAN.	LSU at Connecticut	Noon	CBS
	Tennessee at Rutgers	2:00 PM	CBS (National)
SUN. 11-JAN.	Arkansas at Kentucky	2:00 PM	BBSN
THUR. 15-JAN.	Tennessee at Mississippi State	8:00 PM	CSS
SUN. 18-JAN.	Georgia at Florida	2:00 PM	FSN (National)
	South Carolina at Tennessee	3:00 PM	FSNS
	Mississippi State at Kentucky	4:00 PM	BBSN
THU. 22-JAN.	Vanderbilt at Georgia	7:00 PM	FSN (National)
	Mississippi State at LSU	8:00 PM	CST
	Alabama at Auburn	9:00 PM	SECRN
SUN. 25-JAN.	LSU at Kentucky	1:00 PM	BBSN
	Tennessee at Auburn	3:00 PM	CSS
	Arkansas at Mississippi State	3:00 PM	SECRN
THU. 29-JAN.	Kentucky at Florida	7:00 PM	SECRN
	Ole Miss at Tennessee	7:00 PM	ESPNU
	Arkansas at Vanderbilt	9:00 PM	SECRN
SUN. 1-FEB.	Auburn at LSU	3:00 PM	CST

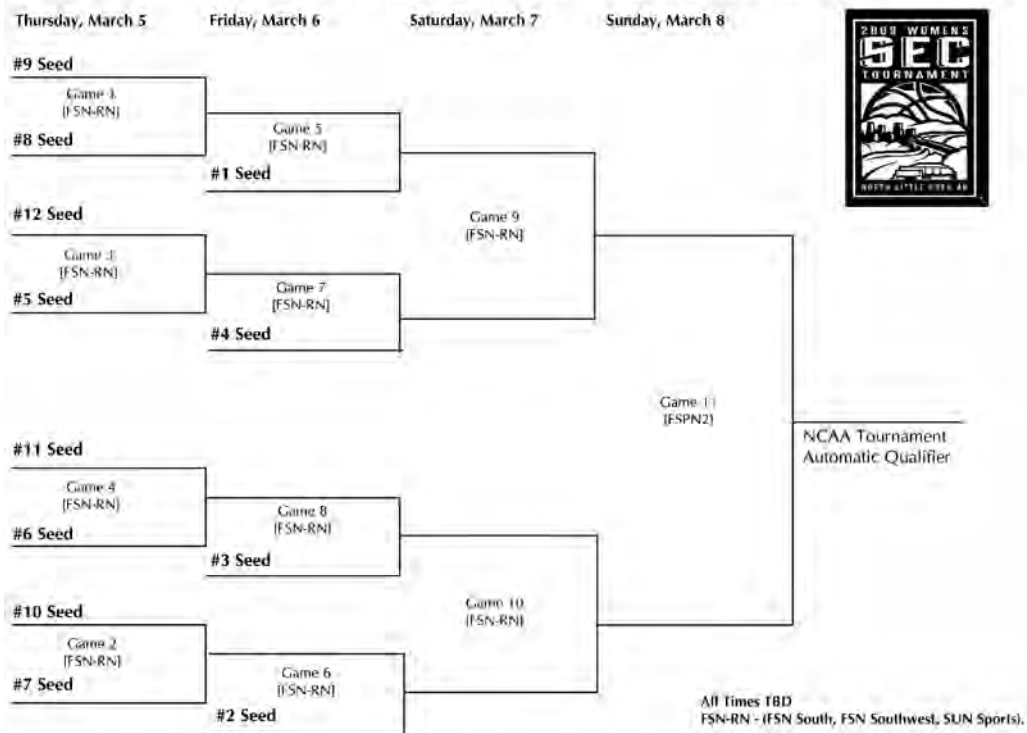
## 2008-09 SEC WOMEN'S BASKETBALL TV SCHEDULE

MON. 2-FEB.	Tennessee at Oklahoma	7:30 PM	ESPN2
THU. 5-FEB.	Georgia at Tennessee	7:00 PM	SECRN
	Arkansas at LSU	9:00 PM	SECRN
SUN. 8-FEB.	Vanderbilt at Kentucky	1:00 PM	BBSN
	Ole Miss at South Carolina	3:00 PM	SECRN
THU. 12-FEB.	Alabama at Tennessee	7:00 PM	SECRN
	Mississippi State at Ole Miss	9:00 PM	SECRN
SUN. 15-FEB.	Florida at LSU	1:00 PM	FSN (National)
	Georgia at Vanderbilt	1:00 PM	ESPN2
MON. 16-FEB.	Duke at Tennessee	7:30 PM	ESPN2
THU. 19-FEB.	Tennessee at Kentucky	7:00 PM	SECRN
	LSU at Georgia	7:00 PM	CSS
	Auburn at Vanderbilt	9:00 PM	SECRN
SUN. 22-FEB.	Georgia at Auburn	3:00 PM	FSN (National)
THU. 26-FEB.	Georgia at Kentucky	7:00 PM	SECRN
	Tennessee at LSU	9:00 PM	SECRN
SUN. 1-MAR.	Florida at Georgia	2:30 PM	CSS
	Kentucky at South Carolina	3:00 PM	SECRN
	Vanderbilt at Tennessee	7:00 PM	ESPN2
THU. 5-MAR.	SEC TOURNEY - 1st RD. GAMES	1:00 PM	SECRN
	SEC TOURNEY - 1st RD. GAMES	3:30 PM	SECRN
	SEC TOURNEY - 1st RD. GAMES	7:30 PM	SECRN
	SEC TOURNEY - 1st RD. GAMES	10:00 PM	SECRN
FRI. 6-MAR.	SEC TOURNEY - QUARTERFINALS	1:00 PM	SECRN
	SEC TOURNEY - QUARTERFINALS	3:30 PM	SECRN
	SEC TOURNEY - QUARTERFINALS	7:30 PM	SECRN
	SEC TOURNEY - QUARTERFINALS	10:00 PM	SECRN
SAT. 7-MAR.	SEC TOURNEY - SEMIFINALS	6:30 PM	SECRN
	SEC TOURNEY - SEMIFINALS	9:00 PM	SECRN
SUN. 8-MAR.	SEC TOURNEY - FINALS	7:30 PM	ESPN2

ALL TIMES LISTED ARE EASTERN AND SUBJECT TO CHANGE.

## 2009 SEC WOMEN'S BASKETBALL TOURNAMENT BRACKET

March 5-8 • Alltel Arena (15,936) • North Little Rock, Ark.





## TUSCALOOSA

Tommy Deas, Exec. Sports Editor  
 Cecil Hurt, Columnist  
 Chris Walsh, Beat Writer  
 The Tuscaloosa News (AM)  
 P.O. Box 20587  
 Tuscaloosa, AL 35402  
 www.tuscaloosaneews.com  
 (205) 722-0224 (Deas)

Crimson White (Campus)  
 Ryan Wright, Sports Editor  
 P.O. Box 870170  
 Tuscaloosa, AL 35487  
 www.cw.ua.edu  
 (205) 348-6144

Kirk McNair, Editor/Publisher  
 BAMA Magazine  
 P.O. Box 866104  
 Tuscaloosa, AL 35486  
 www.bamamag.com  
 (205) 345-5074

## ANNISTON

Bran Strickland, Sports Editor  
 The Anniston Star (AM)  
 P.O. Box 189  
 Anniston, AL 36201  
 www.annistonstar.com  
 (256) 236-1550

## BIRMINGHAM

Tom Arenberg, Sports Editor  
 Ian R. Rapoport, Beat Writer  
 Kevin Scarbinsky & Ray Melick,  
 Columnists  
 The Birmingham News (AM)  
 P.O. Box 2553  
 Birmingham, AL 35204  
 www.al.com  
 (205) 325-2427

## DECATUR

Mark Edwards, Sports Editor  
 Josh Cooper, Beat Writer  
 The Decatur Daily (AM)  
 P.O. Box 1527  
 Decatur, AL 35601  
 www.decaturdaily.com  
 (256) 353-4612

## DOTHAN

John Johnson, Sports Editor  
 Ken Rogers, Beat Writer  
 The Dothan Eagle (AM)  
 203 N. Oates Street  
 Dothan, AL 36301  
 www.dothaneagle.com  
 (334) 792-3141

## FLORENCE

Gregg Dewalt, Sports Editor  
 The Florence Times Daily (AM)  
 219 W. Tennessee Street  
 Florence, AL 35601  
 www.timesdaily.com  
 (256) 766-3434

## GADSDEN

Kim Craft, Sports Editor  
 The Gadsden Times (AM)  
 P.O. Box 188  
 Gadsden, AL 35902  
 www.gadsdentimes.com  
 (256) 549-2000

## HUNTSVILLE

Alan Taylor, Sports Editor  
 Paul Gattis, SEC Beat Writer  
 The Huntsville Times (AM)  
 2317 Memorial Parkway  
 Huntsville, AL 35807  
 www.al.com  
 (256) 532-4430

## Mobile

Randy Kennedy, Sports Editor  
 Gentry Estes, Beat Writer  
 Tommy Hicks, Columnist  
 The Mobile Press-Register (AM)  
 304 Government Street  
 Mobile, AL 36601  
 www.al.com  
 (334) 433-1551

## MONTGOMERY

L.C. Johnson, Team Leader  
 Tim Gayle, Beat Writer  
 The Montgomery Advertiser (AM)  
 P.O. Box 950  
 Montgomery, AL 36102-9050  
 www.montgomeryadvertiser.com  
 (334) 261-1522

## WIRE SERVICE

John Zenor, Sports Editor  
 The Associated Press  
 201 Monroe Street, St. 1940  
 Montgomery, AL 36104  
 www.ap.com  
 (334) 262-5947  
 1-800-821-3737

## TUSCALOOSA

WVUA 7  
 Gary Harris, Sports Director  
 John Huddleston, Tod Hoyer  
 P.O. Box 870152  
 Tuscaloosa, AL 35487  
 www.wvua7.com  
 (205) 348-7000

## WVUA Radio (Campus)

Will Berry, Sports Director  
 P.O. Box 870152  
 Tuscaloosa, AL 35487  
 www.ua.edu  
 (205) 348-6082/6461

## WACT 1420-AM

Vince Ferrara, Sports Director  
 3900 11th Ave. S  
 Tuscaloosa, AL 35401  
 (205) 349-3200  
 www.1420thetusk.com

## BIRMINGHAM

ABC-TV 33/40  
 Mike Raita, Sports Director  
 Jeff Speegle & Melissa Lee  
 800 Concourse Parkway  
 Suite 200  
 Birmingham, AL 35244  
 www.abc3340.com  
 (205) 403-3340

## WBRC-TV 6 (Fox)

Rick Karle, Sports Director  
 Sheldon Haygood,  
 Mike Dubberly, Jeh Jeh Pruitt  
 P.O. Box 6  
 Birmingham, AL 35201  
 www.wbrc.com  
 (205) 322-6666

## WVTM-TV 13 (NBC)

Don Hawes, Sports Director  
 Rob Jones  
 P.O. Box 10502  
 Birmingham, AL 35202  
 www.nbc13.com  
 (205) 933-1313

## WIAT-TV 42 (CBS)

Steve Hauck, Sports Director  
 Brad Radice, sports reporter  
 2075 Golden Crest Drive  
 Birmingham, AL 35209  
 www.wiat.com  
 (205) 322-4200

## Paul Finebaum Radio Network

(Call-in Show) 2-7 p.m. CT  
 Birmingham, AL 35202  
 www.finebaum.com  
 finebaumnet@yahoo.com

## WJOX Radio

94.5 FM  
 Al Del Greco, Jay Barker, Tony  
 Kurre 6-10 a.m. CT  
 Lance Taylor & Ian Fitzsimmons  
 10 a.m. - 2 p.m.  
 244 Goodwin Crest Drive  
 Suite 300  
 Birmingham, AL 35209  
 www.wjox690.com  
 (205) 945-4646

## DOTHAN

WDHN-TV  
 Kim Allen, Sports Director  
 P.O. Box 6237  
 Dothan, AL 36302  
 www.wdhn.com  
 kallen@wdhn.com  
 (334) 793-1882

## WTVY-TV

Brad Sherwood, Sports Director  
 285 N. Foster Street  
 Dothan, AL 36302  
 bsherwood@wtynews.com  
 www.wtynews4.com

## HUNTSVILLE

WAAV-TV (ABC)  
 T.W. Starr, Sports Director  
 P.O. Box 2555  
 Huntsville, AL 35804  
 www.waavtv.com  
 (877) 799-9229, ext. 232

## WAFF-TV (NBC)

Will Kennedy, Sports Director  
 Kristin Tallent, sports reporter  
 P.O. Box 2116  
 Huntsville, AL 35804  
 www.waff.com  
 (256) 533-4848

## WHNT-TV (CBS)

Rob Peery, Sports Director  
 Jay Gilmore, sports reporter  
 200 Holmes Avenue  
 Huntsville, AL 35801  
 www.whnt.com  
 (256) 535-9288

## MOBILE

WALA-TV (Fox)  
 Clay Miller, Sports Director  
 P.O. Box 1548  
 Mobile, AL 36633  
 www.fox10tv.com  
 (334) 434-1065

## WKRG-TV (CBS)

Randy Patrick, Sports Director  
 555 Broadcast Drive  
 Mobile, AL 36633  
 www.wkrg.com  
 (334) 662-3003

## WPMI-TV (NBC)

Pat Greenwood, Sports Director  
 661 Azalea Road  
 Mobile, AL 36616  
 www.wpmi.com  
 (334) 602-1500  
 Montgomery

## WAKA-TV (CBS)

Dee Jackson, Sports Director  
 P.O. Box 230667  
 Montgomery, AL 36123-0667  
 www.waka.com  
 (334) 279-8787

## WNCF-TV

Mark Wallace, Sports Director  
 3251 Harrison Road  
 Montgomery, AL 36109  
 www.wncv.com  
 (334) 270-3200


## WSFA-TV (NBS)

Jeff Shearer, Sports Director  
 Derek Styer, John Heckman,  
 sports reporters  
 P.O. Box 250251  
 Montgomery, AL 36195  
 jshearer@wsfa.com  
 www.wsfa.com  
 (334) 281-2900

## WMSP AM 740

John Morningstar & Barry  
 McKnight 6-9 a.m. CT  
 One Commerce St., Ste 300  
 Montgomery, AL 36104  
 (334) 240-9230  
 www.sportsradio740.com

Fans of Alabama women's basketball can hear each game this season on the radio. Women's hoops will be carried by 43 stations throughout the state as part of the Crimson Tide Sports Network (CTSN). Mick Gillispie will handle the play-by-play for the second season



**Mick Gillispie**

## CTSN RADIO AFFILIATES

Tuscaloosa .....	WFFN-FM 95.3
Birmingham.....	WAPI-AM 1070
Brewton .....	WKNU-FM 106.3
Cullman .....	WFMH-AM 1340
Decatur.....	WWTM-AM 1400
Dothan.....	WAGF-AM 1320
.....	WAGF-FM 101.3
Florence.....	WYTK-FM 93.9
Gadsden .....	WAAX-AM 570
Jackson, MS .....	WJFN-AM 970
Jasper.....	WJLX-AM 1240
Linden .....	WINL-FM 98.5
Monroeville.....	WMFC-AM 1360
.....	WMFC-FM 99.3
Montgomery .....	WLWI-AM 1440
Russellville.....	WGOL-AM 920
Scottsboro .....	WWIC-AM 1050
Selma .....	WHBB-AM 1490
.....	WDXX-FM 100.1
Sylacauga.....	WFEB-AM 1340
Tallassee .....	WACQ-AM 1130
Winfield .....	WKXM-AM 1300
.....	WKXM-FM 97.7

## UA MEDIA RELATIONS

Phone - (205) 348-6084  
Fax - (205) 348-8841

## MAILING ADDRESS

Alabama Athletic  
Media Relations  
P.O. Box 870391  
Tuscaloosa, AL  
35487-0391

## OVERNIGHT SHIPPING

Coleman Coliseum  
Room 170  
323 Bryant Drive  
Tuscaloosa, AL 35487

## UA ATHLETICS

Phone - (205) 348-3697  
Fax - (205) 348-2196

## CRIMSON TIDE SPORTS MARKETING

Phone - (205) 752-7281  
Fax - (205) 752-2256

## OCTOBER 17

Opening day of practice

## OCTOBER 22

SEC media days

## NOVEMBER 5

First exhibition game

## NOVEMBER 14

Season & Home opener vs Centenary

## JANUARY 8

SEC opener vs Vanderbilt

## MARCH 5-8

SEC Tournament  
North Little Rock, Ark.  
(Alltel Arena)

## MARCH 16

NCAA Field/Bracket Announced

## MARCH 20-24

NCAA First & Second round

## MARCH 28-31

NCAA regionals

## APRIL 5 & 7

Final Four  
St. Louis, Mo.

## MEDIA RELATIONS OFFICE

The Alabama Athletic Media Relations Office is located on the ground level of Coleman Coliseum.

## MEDIA CREDENTIALS

Credentials are required for access on the floor at all University of Alabama home women's basketball games. Direct media credential requests in writing on company letterhead to Jessica Pare' in the Alabama Media Relations Office. Placecards on press row identify your seat. Credentials may be picked up at the Media Will Call table outside of the media relations office at Coleman Coliseum.

In the event of a doubleheader with the men's team, a pass to the women's game will allow you to remain in the coliseum for the men's game, but the seat on press row is good only for the women's game. Allowances will be made for media covering both events. Parking passes are only necessary for doubleheader games and should be requested far in advance. Photographer credentials should also be made in writing on company letterhead. The photo area includes both ends of the court.

## INTERVIEWS

Alabama coach Wendell Hudson, her staff and players are available for interviews in person or, with prior arrangement, by telephone. Alabama practices will be in Coleman Coliseum. Practices are open to members of the media, with players and coaches available following the completion of practice, depending upon class schedules and/or travel or other plans. Media wishing to attend practice should contact the UA media relations office at least an hour before practice is scheduled to begin. Contact Jessica Pare' to obtain that day's practice plans.

On game day, only post-game interviews are allowed. Please arrange all player interviews through Assistant Media Relations Director Jessica Pare' (205) 348-3673. In accordance with the policies of the athletic department, the Media Relations Office does not give out the home phone numbers for its basketball players. Media are requested to respect the private time and the safety of Alabama's players by refraining from contacting them at their homes.

## RADIO BROADCASTS

Visiting teams wishing to broadcast games from Coleman Coliseum are provided access to one phone line. The calls are charged to the visiting radio network. Should an additional line be required, broadcasters must arrange their own hookup through the University of Alabama Telecommunications Office at (205) 348-6300. Visiting radio broadcasters must call in advance or have the Media Relations notify Alabama that they will be broadcasting the game and will require credentials. Alabama provides a monitor that is hooked up to the computer stats program (Automated Scorebook) so that the electronic

media can have up-to-the-second stats.

## GAME SERVICES

Complete team and individual statistics (box), quotes and a running play-by-play are provided to the media who cover the Crimson Tide at home. Copies of stats, gamenotes, media guides and roster sheets are available in the Media Workroom. Complete books, which include the box and play-by-play, will be brought to the Media Workroom/post-game interview room promptly following the game's conclusion. Brief quotes from both Wendell Hudson and the visiting coach, as well as some of Alabama's players are included in the post-game package. At home games, with five minutes remaining, a member of the Media Relations staff will collect post-game interview requests. Approximately ten minutes after the game ends, the two head coaches and the players requested will come to the interview room adjacent to press row.

Ample electrical outlets and phone jacks are available in the workroom for media to write and file their story. Anyone wishing to install a private phone line must do so several weeks in advance by calling the university's telecommunications office (205) 348-6300.

## INTERNET

Information about University of Alabama's athletics can be found on the internet. The University site is <http://www.rolltide.com>. For information about the women's basketball program, click on the link titled "Women's Basketball."

Information on the site includes roster, schedule, results, stats, boxscores and biographical information. Some photos are also available on the site.

From the website, Tide fans can also find a link to listen to Bama games live via the internet and follow home game action via live stats.

Wireless internet is available in Coleman Coliseum, including the media room and in the media relations offices nearby.

## VIDEO FOOTAGE/SATELLITE FEEDS

The University of Alabama, through Crimson Tide Sports Marketing and the Crimson Tide Sports Network, offers a weekly 15-minute satellite feed consisting of interviews with coaches and athletes, taped highlights and a narrated tape package. The package is offered September through May. During the season, the women's basketball team is included in this package. For its key home games, Alabama may offer a feed following the game that night.

Please call Tom Roberts at CTSM (205) 348-9610, for more details including the time and coordinates if you are interested in taking the feed. To obtain videotaped footage of the team, please contact CTSM at the above number.

# The Tide Players



1 • Candace Sykes  
G • St. Anne, Ill. • Fr.  
5-10 • Momence



2 • Dedrea Magee  
G • Picayune, Miss. • Jr.  
5-7 • Picayune



3 • Alyson Butler  
G • Cleveland, Tenn. • Soph.  
5-10 • Walker Valley



5 • Caitlin Hollifield  
F • Knoxville, Tenn. • Soph.  
6-1 • Powell



15 • Camilla Blands  
G • Naerum, Denmark • Sr.  
5-11 • Falkoner garden



20 • Varisia Raffington  
G • Tallahassee, Fla. • Soph.  
5-11 • Florida



21 • Tierney Jenkins  
F • Mt. Juliet, Tenn. • Soph.  
6-0 • Wilson Central



22 • Courtney Strauthers  
F/C • Snellville, Ga. • Jr.  
6-4 • Shiloh



23 • Ericka Russell  
G • Tuscaloosa, Ala. • Fr.  
5-7 • Northridge



25 • Kayla Robinson  
F • Edwards, Miss. • Fr.  
6-2 • Raymond



30 • Carmen McCoy  
C • Leeds, Ala. • Fr.  
6-4 • Leeds



31 • Katie Hancock  
G/F • Tupelo, Miss. • Soph.  
5-11 • Tupelo



32 • Tamara Williams  
G • Alabaster, Ala. • Jr.  
6-0 • Thompson



33 • Daleisha Carn  
G • Jacksonville, Fla. • Soph.  
6-0 • Englewood



Head Coach  
Wendell Hudson  
First Season



Associate Head Coach  
Joni Crenshaw  
First Season



Assistant Coach  
Ty Evans  
Second Season



Assistant Coach  
Stacey Franklin  
First Season



Director of Basketball Operations  
Heather Mesalam  
First Season



## 2008-09 ALABAMA BASKETBALL SCHEDULE

DATE	OPPONENT	LOCATION	TIME
Nov. 5	Crimson & White	Tuscaloosa, Ala.	7:00 p.m.
Nov. 8	West Alabama (Exhib.)	Tuscaloosa, Ala.	TBA
Nov. 14	Centenary College	Tuscaloosa, Ala.	6:00 p.m.
Nov. 18	Samford	Tuscaloosa, Ala.	6:00 p.m.
Nov. 22	at Hampton	Tuscaloosa, Ala.	5:00 p.m.
Nov. 25	Alabama State	Tuscaloosa, Ala.	6:00 p.m.
Nov. 28-29	Nuggett Classic	Reno, Nev.	
Nov. 28	vs. Louisville	Reno, Nev.	7:00 p.m.
Nov. 29	Consolation	Reno, Nev.	1:00 p.m.
Nov. 29	Championship	Reno, Nev.	3:00 p.m.
Dec. 3	Central Florida	Tuscaloosa, Ala.	6:00 p.m.
Dec. 7	Sam Houston State	Murfreesboro, Tenn.	2:00 p.m.
Dec. 14	at Middle Tennessee	Tuscaloosa, Ala.	4:00 p.m.
Dec. 17	Florida A&M	Tuscaloosa, Ala.	11:30 a.m.
Dec. 20	Austin Peay	Tuscaloosa, Ala.	2:00 p.m.
Dec. 22	Alabama A&M	Tuscaloosa, Ala.	1:00 p.m.
Dec. 29-30	<b>CRIMSON TIDE HOLIDAY CLASSIC</b>		
Dec. 29	Ball State vs. Richmond	Tuscaloosa, Ala.	1:00 p.m.
	Alabama vs. Belmont	Tuscaloosa, Ala.	3:00 p.m.
Dec. 30	Consolation	Tuscaloosa, Ala.	1:00 p.m.
	Championship	Tuscaloosa, Ala.	3:00 p.m.
Jan. 3	at Southeastern Louisiana	Hammond, La.	3:00 p.m.
Jan. 8	Vanderbilt*	Tuscaloosa, Ala.	6:00 p.m.
Jan. 11	at LSU*	Baton Rouge, La.	2:00 p.m.
Jan. 15	Kentucky*	Tuscaloosa, Ala.	6:00 p.m.
Jan. 18	at Mississippi*	Oxford, Miss.	2:00 p.m.
Jan. 22	at Auburn*	Auburn, Ala.	8:00 p.m.
Jan. 25	Georgia*	Tuscaloosa, Ala.	2:00 p.m.
Feb. 1	at Vanderbilt*	Nashville, Tenn.	2:00 p.m.
Feb. 5	Florida*	Tuscaloosa, Ala.	6:00 p.m.
Feb. 8	Auburn*	Tuscaloosa, Ala.	2:00 p.m.
Feb. 12	at Tennessee*	Knoxville, Tenn.	6:00 p.m.
Feb. 15	at South Carolina*	Columbia, S.C.	2:00 p.m.
Feb. 19	Mississippi*	Tuscaloosa, Ala.	6:00 p.m.
Feb. 22	at Arkansas*	Fayetteville, Ark.	2:00 p.m.
March 1	Mississippi State*	Tuscaloosa, Ala.	2:00 p.m.

\*SEC Games

All Games CST and subject to change

