



2023  
DALLAS WINGS  
MEDIA GUIDE



# TABLE OF CONTENTS

## INTRO

Team Information .....	3
Schedule.....	4
Commissioner’s Cup .....	5
Alphabetical Roster.....	6
Numerical Roster .....	7
Pronunciation Guide.....	8

## THE ORGANIZATION

Majority Owner Bill Cameron.....	10
President & CEO Greg Bibb.....	11
Administration .....	12-16
Staff Directory.....	17-18

## BASKETBALL OPERATIONS

Head Coach Latricia Trammell.....	20
Assistant Coaches .....	21-22
Athletic Training.....	23

## THE DALLAS WINGS

Satou Sabally.....	25-26
Ashley Joens.....	27
Natasha Howard .....	28-30
Teaira McCowan .....	31-31
Lou Lopez Senechal.....	33
Crystal Dangerfield .....	34-35
Veronica Burton.....	36-37
Maddy Siegrist .....	38
Jasmine Dickey.....	39
Arike Ogunbowale .....	40-41
Awak Kuier .....	42-43
Diamond Deshields .....	44-45

## 2022 SEASON

2022 Season Rewind.....	47-49
2022 Regular Season Statatistic Recap .....	50
2022 Regular Season Recap.....	51-52
2022 Regular Season Individual Highs .....	53
Team Highs and Lows.....	54
Record vs. Opponents.....	55

## RECORDS

Regular Season Records (Highs) .....	57-58
Regular Season Records (Lows) .....	59-60
Career Records.....	61-62
Regular Single Season Records.....	63-64
All-Time 20-Point Games.....	65-66
All-Time Head Coach Records.....	67
Year-by-Year Leaders .....	68-70
Playoff Records .....	71-72

## TEAM HISTORY

Dallas Wings Year-By-Year Results.....	74-84
Tulsa Shock Year-By-Year Results.....	85-96
Detroit Shock Year-By-Year Results .....	97-120
All-Time Draft History .....	121-122
All-Time Franchise WNBA Awards.....	123

## WNBA

2022 Final Standings .....	124
All-Time WNBA Awards.....	126-133
WNBA Playoff History.....	133
2023 WNBA Draft .....	134

## OUR HOME

College Park Center .....	136
Arlington, Texas.....	137

## IN-GAME ENTERTAINMENT

In-Game Experience .....	139
Lightning the Mascot .....	140
Flight Crew .....	141
2023 WNBA Draft .....	134

## COMMUNITY RELATIONS

Dallas Wings Community Foundation.....	143
--	-----

## MEDIA

Media Information.....	145
WNBA Media Directory.....	146
Broadcast .....	147
Ticket Information.....	148

## College Park Center

600 S Center St.

Arlington, TX 76019

[utacollegepark.com](http://utacollegepark.com)

Capacity: 6,251

## Team Hex Color Codes

Navy: #0C2340

Volt: #C4D600

Cyan: #00A9E0

## Digital

Website: [wings.wnba.com](http://wings.wnba.com)

Instagram: @DallasWings

Twitter: @DallasWings

TikTok: @DallasWings



# DALLAS WINGS 2023 SCHEDULE

<b>Day</b>	<b>Date</b>	<b>Time</b>	<b>Opponent</b>	<b>Location</b>	<b>Broadcast</b>
<b>Saturday</b>	<b>May 20</b>	<b>12:00 p.m. CT</b>	<b>Atlanta Dream</b>	<b>College Park Center - Arlington, TX</b>	<b>ABC</b>
<i>Friday</i>	<i>May 26</i>	<i>9:00 p.m. CT</i>	<i>Seattle Storm</i>	<i>Climate Pledge Arena - Seattle, WA</i>	<i>ION</i>
Sunday	May 28	5:00 p.m. CT	Chicago Sky	Wintrust Arena - Chicago, IL	BSSW Extra
<b>Tuesday</b>	<b>May 30</b>	<b>7:00 p.m. CT</b>	<b>Minnesota Lynx</b>	<b>College Park Center - Arlington, TX</b>	<b>BSSW Extra</b>
Friday	June 2	6:00 p.m. CT	Washington Mystics	Entertainment & Sports Arena - Washington, DC	ION
Sunday	June 4	12:00 p.m. CT	Connecticut Sun	Mohegan Sun Arena - Uncasville, CT	BSSW Extra
<b>Wednesday</b>	<b>June 7</b>	<b>7:00 p.m. CT</b>	<b>Phoenix Mercury</b>	<b>College Park Center - Arlington, TX</b>	<b>BSSW Extra</b>
<b>Friday</b>	<b>June 9</b>	<b>7:00 p.m. CT</b>	<b>Phoenix Mercury</b>	<b>College Park Center - Arlington, TX</b>	<b>ION</b>
Sunday	June 11	12:00 p.m. CT	New York Liberty	Barclays Center - Brooklyn, NY	ABC
<b>Wednesday</b>	<b>June 14</b>	<b>12:00 p.m. CT</b>	<b>Los Angeles Sparks</b>	<b>College Park Center - Arlington, TX</b>	<b>BSSW</b>
<b>Saturday</b>	<b>June 17</b>	<b>1:00 p.m. CT</b>	<b>Seattle Storm</b>	<b>College Park Center - Arlington, TX</b>	<b>CBS</b>
<b>Tuesday</b>	<b>June 20</b>	<b>7:00 p.m. CT</b>	<b>Atlanta Dream</b>	<b>College Park Center - Arlington, TX</b>	<b>BSSW Extra</b>
<i>Friday</i>	<i>June 23</i>	<i>9:00 p.m. CT</i>	<i>Los Angeles Sparks</i>	<i>Crypto.com Arena - Los Angeles, CA</i>	<i>ION</i>
Sunday	June 25	2:00 p.m. CT	Los Angeles Sparks	Crypto.com Arena - Los Angeles, CA	ABC
<i>Tuesday</i>	<i>June 27</i>	<i>9:00 p.m. CT</i>	<i>Phoenix Mercury</i>	<i>Footprint Center - Phoenix, AZ</i>	<i>BSSW Extra</i>
Sunday	July 2	2:00 p.m. CT	Washington Mystics	College Park Center - Arlington, TX	ABC
<i>Wednesday</i>	<i>July 5</i>	<i>9:00 p.m. CT</i>	<i>Las Vegas Aces</i>	<i>Michelob ULTRA Arena, Las Vegas, NV</i>	<i>BSSW Extra</i>
<b>Friday</b>	<b>July 7</b>	<b>7:00 p.m. CT</b>	<b>Las Vegas Aces</b>	<b>College Park Center - Arlington, TX</b>	<b>ION</b>
Sunday	July 9	3:00 p.m. CT	Indiana Fever	Gainbridge Fieldhouse - Indianapolis, IN	BSSW
<i>Wednesday</i>	<i>July 12</i>	<i>12:00 p.m. CT</i>	<i>Minnesota Lynx</i>	<i>Target Center - Minneapolis, MN</i>	<i>BSSW</i>
Wednesday	July 19	12:00 p.m. CT	New York Liberty	Barclays Center - Brooklyn, NY	BSSW Extra
<b>Saturday</b>	<b>July 22</b>	<b>7:00 p.m. CT</b>	<b>Los Angeles Sparks</b>	<b>College Park Center - Arlington, TX</b>	<b>BSSW Extra</b>
<b>Tuesday</b>	<b>July 25</b>	<b>7:00 p.m. CT</b>	<b>Connecticut Sun</b>	<b>College Park Center - Arlington, TX</b>	<b>BSSW Extra</b>
<b>Friday</b>	<b>July 28</b>	<b>7:00 p.m. CT</b>	<b>Washington Mystics</b>	<b>College Park Center - Arlington, TX</b>	<b>ION</b>
Sunday	July 30	5:00 p.m. CT	Las Vegas Aces	Michelob ULTRA Arena - Las Vegas, NV	BSSW
Wednesday	August 2	9:00 p.m. CT	Seattle Storm	Climate Pledge Arena - Seattle, WA	BSSW Extra
<b>Friday</b>	<b>August 4</b>	<b>7:00 p.m. CT</b>	<b>Chicago Sky</b>	<b>College Park Center - Arlington, TX</b>	<b>ION</b>
<b>Sunday</b>	<b>August 6</b>	<b>3:00 p.m. CT</b>	<b>Chicago Sky</b>	<b>College Park Center - Arlington, TX</b>	<b>BSSW Extra</b>
<b>Tuesday</b>	<b>August 8</b>	<b>7:00 p.m. CT</b>	<b>Las Vegas Aces</b>	<b>College Park Center - Arlington, TX</b>	<b>BSSW Extra</b>
<b>Saturday</b>	<b>August 12</b>	<b>7:00 p.m. CT</b>	<b>Connecticut Sun</b>	<b>College Park Center - Arlington, TX</b>	<b>BSSW Extra</b>
Friday	August 18	6:00 p.m. CT	Connecticut Sun	Mohegan Sun Arena - Uncasville, CT	ION
Sunday	August 20	2:00 p.m. CT	Washington Mystics	Entertainment & Sports Arena - Washington, DC	BSSW Extra
Tuesday	August 22	7:00 p.m. CT	Minnesota Lynx	Target Center - Minneapolis, MN	BSSW Extra
Thursday	August 24	7:00 p.m. CT	Minnesota Lynx	College Park Center - Arlington, TX	BSSW Extra
Sunday	August 27	5:00 p.m. CT	Phoenix Mercury	Footprint Center - Phoenix, AZ	BSSW Extra
Friday	September 1	6:00 p.m. CT	Indiana Fever	Gainbridge Fieldhouse - Indianapolis, IN	ION
<b>Sunday</b>	<b>September 3</b>	<b>3:00 p.m. CT</b>	<b>Indiana Fever</b>	<b>College Park Center - Arlington, TX</b>	<b>BSSW Extra</b>
<b>Tuesday</b>	<b>September 5</b>	<b>7:00 p.m. CT</b>	<b>New York Liberty</b>	<b>College Park Center - Arlington, TX</b>	<b>BSSW Extra</b>
<b>Friday</b>	<b>September 8</b>	<b>7:00 p.m. CT</b>	<b>Seattle Storm</b>	<b>College Park Center - Arlington, TX</b>	<b>ION</b>
Sunday	September 10	12:00 p.m. CT	Atlanta Dream	Gateway Center Arena @ College Park - Atlanta, GA	BSSW Extra

\*Denotes Commissioner's Cup Game

\*Denotes Home Game



**About the Cup:**

The third annual Commissioner’s Cup presented by Coinbase is an in-season competition throughout the regular season, with players competing for a prize pool and an additional pool of money for charitable and civic organizations. The 10 designated “Cup games” per team will be the first home game and first road game each team plays against its five conference rivals, all completed from May 19 – July 12. The team from each conference with the top record in Commissioner’s Cup presented by Coinbase games will compete for a half-a-million-dollar prize pool in the Commissioner’s Cup Championship presented by Coinbase on Tuesday, Aug. 15.

**2023 What's in the Cup:**

This season, the Wings will donate their winnings to "Sisters Network Dallas, Inc.". Sisters Network Inc., Dallas chapter is committed to increasing local and national attention to the devastating impact that breast cancer has in the African American community. The organization is led by breast cancer survivors and caregivers who are dedicated to establishing much needed community breast health services. The leagues will donate \$2,500 to the organization for every Commissioner's Cup win and \$500 for every loss.

**2022 Dallas Wings Charity:**

The Wings donated their 2022 Commissioner's Cup Game winnings to “This Is Project Texas”, a nonpartisan organization that launched to advance statewide voter education & access, empower community engagement, and promote the general welfare of all current and future residents of Texas. The Texas-based organization is committed to using its pillars to energize and mobilize Texas with inclusion, innovation, and inspiration. At the conclusion of the 2022 season, the Wings had \$12,500 for This is Project Texas.

<b>Day</b>	<b>Date</b>	<b>Time</b>	<b>Opponent</b>	<b>Location</b>	<b>Broadcast</b>
Friday	May 26	9:00 p.m. CT	Seattle Storm	Climate Pledge Arena - Seattle, WA	ION
Tuesday	May 30	7:00 p.m. CT	Minnesota Lynx	College Park Center - Arlington, TX	BSSW Extra
Wednesday	June 7	7:00 p.m. CT	Phoenix Mercury	College Park Center - Arlington, TX	BSSW Extra
Wednesday	June 14	12:00 p.m. CT	Los Angeles Sparks	College Park Center - Arlington, TX	BSSW
Saturday	June 17	1:00 p.m. CT	Seattle Storm	College Park Center - Arlington, TX	CBS
Friday	June 23	9:00 p.m. CT	Los Angeles Sparks	Crypto.com Arena - Los Angeles, CA	ION
Tuesday	June 27	9:00 p.m. CT	Phoenix Mercury	Footprint Center - Phoenix, AZ	BSSW Extra
Wednesday	July 5	9:00 p.m. CT	Las Vegas Aces	Michelob ULTRA Arena, Las Vegas, NV	BSSW Extra
Friday	July 7	7:00 p.m. CT	Las Vegas Aces	College Park Center - Arlington, TX	ION
Wednesday	July 12	12:00 p.m. CT	Minnesota Lynx	Target Center - Minneapolis, MN	BSSW

\*Denotes Home Game



## 2023 DALLAS WINGS ALPHABETICAL ROSTER

Last Name	First Name	Number	Position	Height	Weight	EXP	College
Burton	Veronica	12	G	5-9	155	1	Northwestern
Dangerfield	Crystal	11	G	5-5	130	3	UConn
DeShields	Diamond	88	G	6-1	172	5	Tennessee
Dickey	Jasmine	23	G	5-9	147	1	Delaware
Howard	Natasha	6	F	6-2	165	9	Florida State
Joens	Ashley	1	G	6-0	160	R	Iowa State
Kuier	Awak	28	F	6-4	168	2	Ragusa
Lopez Sénéchal	Lou	8	G	6-1	155	R	UConn
McCowan	Teaira	7	C	6-7	239	4	Mississippi State
Ogunbowale	Arike	24	G	5-8	165	4	Notre Dame
Sabally	Satou	0	F	6-4	175	3	Oregon
Siegrist	Maddy	20	F	6-2	175	R	Villanova



## 2023 DALLAS WINGS NUMERICAL ROSTER

Number	First Name	Last Name	Position	Height	Weight	EXP	College
0	Satou	Sabally	F	6-4	175	3	Oregon
1	Ashley	Joens	G	6-0	160	R	Iowa State
6	Natasha	Howard	F	6-2	165	9	Florida State
7	Teaira	McCowan	C	6-7	239	4	Mississippi State
8	Lou	Lopez Sénéchal	G	6-1	155	R	UConn
11	Crystal	Dangerfield	G	5-5	130	3	UConn
12	Veronica	Burton	G	5-9	155	1	Northwestern
20	Maddy	Siegrist	F	6-2	175	R	Villanova
23	Jasmine	Dickey	G	5-9	147	1	Delaware
24	Arike	Ogunbowale	G	5-8	165	4	Notre Dame
28	Awak	Kuier	F	6-4	168	2	Ragusa
88	Diamond	DeShields	G	6-1	172	5	Tennessee



## PRONUNCIATION GUIDE

Awak <b>Kuier</b>	uh-WOK	KOO-ear
Lou Lopez <b>Sénéchal</b>		sen-eh-shawl
<b>Teaira</b> McCowan	tee-AIR-uh	
<b>Arike Ogunbowale</b>	uh-REE-kay	OH-goon-buh-WALL-ay
Satou <b>Sabally</b>	sah-TWO	sah-buh-LEE
Maddy <b>Siegrist</b>		SEE-grist
Latricia <b>Trammell</b>		TRAM-uhl





## THE ORGANIZATION





## **BILL CAMERON**

MAJORITY OWNER & CHAIRMAN

William “Bill” Cameron currently serves as Chairman of the Board and Chief Executive Officer of American Fidelity Assurance Company (AFA), a private, family-owned life and health insurance company that provides voluntary supplemental health insurance products and tax deferred annuities. He is also Chairman of the Board of First Fidelity Bank, N.A., and a director of Insurica Insurance Management Network.

In October 2009, Cameron purchased the Detroit Shock and relocated the team to Tulsa after the franchise took home its third championship. In 2015, after five seasons in Tulsa, Cameron moved the team to the Dallas-Fort Worth region and renamed the team the Dallas Wings. The Dallas Wings currently play home games at the University of Texas at Arlington College Park Center.



Cameron is also part owner and serves on the board of the Oklahoma City Thunder. He is an advocate of women's basketball and a supporter of University of Oklahoma women's basketball.

Active in several community and civic organizations, Cameron serves as past chairman of the Oklahoma City Public Schools Foundation. He currently serves on the board and executive committee of the Amazon Conservation Team, in Arlington, VA, and gives his time as a board member for Oklahoma State Chamber of Commerce, Oklahoma City Museum of Art, State Fair of Oklahoma, Oklahoma Medical Research Foundation and Westminster School. He is also a past regional chair and international board member of the Young Presidents' Organization, and is active in the U.S. Life & Health Insurance industry's trade associations through his service as a director and a member of the executive committee of America's Health Insurance Plans and a former board member for American Council of Life Insurers.

Cameron received his Bachelor's degree in history from Dartmouth College in Hanover, NH. He has three daughters.



### **GREG BIBB**

PRESIDENT, CEO & PARTNER

Greg Bibb, a 25-year sports industry veteran, leads the Dallas Wings in his role as President, CEO and Managing Partner. Bibb also serves as the President, CEO and Managing Partner of the Panther City Lacrosse Club of the NLL.

With the WNBA's Dallas Wings, Bibb has been the guiding force for the team on and off the court, as he helped reshape the coaching staff, roster and front office staff. Bibb was named the General Manager in November of 2015 and was appointed President, CEO and Partner in April of 2017. With Bibb at the helm the Wings have qualified for the WNBA Playoffs in each of the past two seasons despite being the youngest team in the WNBA during both campaigns.



Under his guidance, the Wings have drafted and developed a bevy of talent on the court. The Wings have selected seven WNBA All-Rookie Team selections since 2016, including 2017 WNBA Rookie of the Year, Alisha Gray. Also included in this group is Arike Ogunbowale (5th overall selection in 2019), who was the 2020 WNBA Scoring Champion, a 2020 All WNBA First-Team honoree, and the 2021 WNBA All-Star Game MVP. Satou Sabally (2nd overall selection in 2020) was named to the 2020 WNBA All-Rookie Team and was a 2021 WNBA All-Star selection.

On the business side of the Wings, Bibb directed the team's turnaround that has transformed the Wings into one of the highest revenue producing teams in the WNBA, while also guiding the Wings to significant gains in attendance, corporate partnerships, media reach and brand awareness. In his role with the Wings, Bibb serves on the WNBA Board of Governors and the WNBA Competition Committee.

Bibb also serves as the President, CEO and Managing Partner of the Panther City Lacrosse Club of the NLL. Bibb was essential in securing the rights to the 14th member club of the National Lacrosse League in July of 2020, as well as the development and launch of the team's name and brand. He also oversaw the hiring of the team's General Manager and Vice President of Lacrosse Operations, Bob Hamley, while securing Dickies Arena, Fort Worth's world-class venue, to serve as the home field for the club. In his role, Bibb plays an active part in overall league leadership, as a member of the National Lacrosse League Board of Governors and holds a seat on the NLL Finance & Audit Committee, as well as the NLL Marketing, Commercial Properties and Expansion committees.

Prior to joining the Wings, Bibb was the Founder and CEO of Capital Sports Ventures (CSV), an Arlington, VA based sports-focused investment and events company. Before launching CSV, Bibb served three years as the Executive Vice President of Business Operations for the Washington Wizards and five seasons as the Washington Mystics Chief Operating Officer. His responsibilities with both teams included overseeing numerous business functions including marketing, communications, community relations, game operations, digital media, video production, analytics, and the camps and clinics program.

Bibb spent two years as the President of Hantz Group Sports & Entertainment where he was instrumental in the launch of the Detroit Ignition of the Major Indoor Soccer League (MISL). He also served as the Executive Vice President and General Manager of the Philadelphia KiXX soccer team. Prior to joining KiXX, he was the MISL's Director of Public and Media Relations after beginning his sports career as the Director of the Public/Media Relations for the Harrisburg Heat of the MISL.

A Magna Cum Laude graduate of Marist College, Bibb was named a member of the Washington Business Journal's 2010 40 Under 40 Class. He has served as a board member for various non-profit organizations including Boys and Girls Clubs of Greater Washington, The Greater Washington Sports Alliance, and Most Valuable Kids. He currently serves as an advisor for the Arlington, Dallas and Fort Worth Sports Commissions and is a board member of the Greater Arlington Chamber of Commerce. Bibb has also spent time as an adjunct professor in the Sports Industry Management program at Georgetown University. A Hershey, PA native, Bibb and his wife Tara, currently reside in Fort Worth with their two children, Adelyn and Caden.



## AMBER COX

CHIEF OPERATING OFFICER

Amber Cox joined the Dallas Wings as the Chief Operating Officer in July of 2022. In her role as the Chief Operating Officer, Cox oversees all aspects of marketing, communications, social responsibility, game presentation, ticketing and corporate partnerships.

Cox is making her third stop in the WNBA with the Wings. From 2016-2021, she led all aspects of the business for the Connecticut Sun. During her time in Connecticut, the team experienced substantial growth across all business metrics, including ticket and merchandise sales as well increased brand exposure via internal and external channels.

The Missouri native made her first stop in the WNBA in 2004 with the Phoenix Mercury as the Director of Marketing. Cox spend nine seasons in Phoenix, ascending to the role of President & COO, overseeing both business and basketball operations. The Mercury won two WNBA Champions (2007, 2009) during Cox's time in Phoenix and set new team-highs in ticket sales and market exposure around the draft of Brittney Griner in 2013.

Most recently, Cox helped launch the NWSL's Kansas City Current, overseeing all aspects of business operations during the team's inaugural season in the league. She played a vital role in locking in local television partnerships, elevating the club's presence via social and digital efforts, securing marketing partnerships and launching the team's permanent brand.

In addition to her duties with the Sun, Cox also ran the NLL's New England Black Wolves (now Albany FireWolves). In 2017, she was named the NLL Executive of the Year. Prior to joining the Sun and Black Wolves, Cox served as the Chief Marketing Officer for the MLS' Houston Dynamo and NWSL's Houston Dash from 2015 to 2016. Cox also served as the Commissioner for Women's Basketball for the BIG EAST Conference from 2013 to 2015.



## TRAVIS CHARLES


VICE PRESIDENT, BASKETBALL OPERATIONS AND ASSISTANT GENERAL MANAGER

Travis Charles is going into his tenth season overall with the team, his first as the Vice President of Basketball Operations and Assistant General Manager. Charles had previously been the squad's Director of Basketball Operations and Manager of Basketball Logistics.

Charles has played a versatile role for the team's coaching staff by overseeing all logistics and strategy for basketball operations in video, scouting and travel. Charles brings over a decades worth of experience in playing key roles for WNBA teams.

In 2011, Charles began his career in the WNBA when he joined the Atlanta Dream. While there, he supported the coaching staff and team in basketball operations, and scouting.

Charles is originally from Toronto, Ontario, where he graduated from Concordia University with a Bachelor's in Interdisciplinary Studies.





## LEAH BABBITT

VICE PRESIDENT, HUMAN RESOURCES

Leah Babbitt has worked for the Dallas Wings' majority owner, Bill Cameron, since 2013 and has served in her role as the Vice President of Human Resources since 2015. Additionally, she oversees Shared Services for the Cameron Group of Companies.

She is a certified Senior Professional in human resources and has over 20 years of full-cycle human resource experience. Prior to the sports industry, Babbitt worked in Oil & Gas, Insurance, & the Telecommunication Industries.

Babbitt serves on the Dallas Wings Community Foundation, is the president of a local school booster club and serves as a mentor for students at Cristo Rey High School in Fort Worth.

She is a proud mom of two sons. Her oldest son, Cole, served in the United States Army and is currently a police officer. Her youngest son, Tristin, is a junior in High School and a multi-sport athlete. When she is not mentoring students, coaching executives, or working with athletes, she enjoys photography, painting, and college football.



## ANDY ESWORTHY

VICE PRESIDENT, BROADCASTING AND COMMUNICATIONS

Andy Esworthy enters his third season with the Dallas Wings. A nine-year sports PR veteran, Esworthy has spent a majority of his career working on public relations staffs in the NFL. Esworthy joined the Wings in June of 2021 and oversees all aspects of the broadcasting and communications departments, including serving as the team's spokesperson and main contact for all media inquiries.

Prior to joining the Wings, Esworthy spent time working with Roc Nation Sports in New York City, serving as a primary contact for the sports agency's athletes, coaches, agents and business executives. Here he worked with athletes in the NFL, NBA, MLB, Premier League and broadcasters, such as Super Bowl Champion running back Leonard Fournette, two-time NBA Champion Danny Green, Orlando Magic's Markelle Fultz, Manchester City's Kevin De Bruyne and ESPN's Jalen Rose.

From 2016-2019, he worked with the Jacksonville Jaguars in the public relations department and was part of a staff that promoted the team that advanced to the 2017 AFC Championship Game and featured six Pro Bowl players. Esworthy has also spent time with the New York Giants and the Cleveland Browns. In his five years in the NFL, he has also been a part of the public relations staff at three Super Bowls and two NFL Combines.

The West Chester, Pa. native attended Temple University in Philadelphia and spent his four years there working in the Athletic Communications office, including his senior year exclusively with the Temple Football program where he was the secondary media contact. He currently resides in Fort Worth, Texas.





## AMANDA FUSCI

VICE PRESIDENT, CORPORATE PARTNERSHIPS

WNBA veteran, Amanda Fusci, enters her inaugural season with the Dallas Wings , having joined the organization in 2022 - serving as the Vice President of Corporate Partnerships. She previously worked for the Minnesota Timberwolves & Lynx beginning in 2017. She has also spent time with the National Women’s Hockey League while most recently serving as the Vice President of Partnerships with the Kansas City Current of the National Women’s Soccer League (NWSL).

While with the Current, Amanda spearheaded a group that booked over \$8.5M in corporate partnership revenue for the second-year team. Prior to ascending to her current role, Amanda served as the Director of Partnerships and Activation where she helped the team finish second in the NWSL in partnership revenue.

Amanda is a native of Buffalo, NY and holds a Bachelor of Arts degree from Daemen College and a Master of Science in Sports Administration from Canisius College.



## JEN FUSCI

VICE PRESIDENT, TICKET SALES AND SERVICES

Jen Fusci enters her second season with the Dallas Wings, having joined the organization in June 2022 - serving as the Vice President of Ticket Sales & Service.

Fusci is a 13-year sports industry veteran who joined the Wings after serving in a similar role with the Kansas City Current of the National Women’s Soccer League. She led all aspects of revenue generation through ticket sales, fan growth and retention in the team’s inaugural season.

Previously, Fusci worked with the WNBA’s Connecticut Sun and the NLL’s New England Black Wolves, serving as the teams Manager of Ticket Sales & Service from 2017 to 2020 before being elevated to Director. Prior to joining the Sun and Black Wolves, Fusci served as the Manager of Ticket Sales for the NWSL’s Houston Dash (2014-2017). Fusci began her career as an Inside Sales Consultant and Account Executive with the NBA’s Phoenix Suns and Phoenix Mercury before working as a Sr. Account Executive at Madison Square Garden selling for the NBA, WNBA and NHL.





## CHRISTAL MALLARD

VICE PRESIDENT, FINANCE AND ACCOUNTING

Christal Mallard enters her first season with Dallas Wings and Panther City as Vice President of Finance and Accounting. She has over 30 years working in accounting and finance, primarily in the hospitality and services sectors.

Christal is focused on building partnerships within and outside of the organization while maintaining a high-level integrity and making informed decisions that drive value. Prior to joining the team, Christal was Controller at Vandelay Hospitality Group and held many leadership roles throughout her career.

Before coming to the Wings, she worked for Levy Restaurants as Director of Finance at American Airlines Center, was the concessionaire for Dallas Mavericks and Dallas Stars and worked for Deloitte several years as Project Controller. Additionally, she was the Director of Finance at the Corporate office for Wyndham International and Director of Finance at The Joule Hotel in Dallas

Christal is a Clark Atlanta University graduate and member of Delta Sigma Theta Sorority, Incorporated. She enjoys sporting events, traveling, cooking and spending time with family and friends. She currently resides in Arlington, TX with her husband of 25 years, Marcus, and son Logan.



## DONOVAN RETA


VICE PRESIDENT, BUSINESS OPERATIONS

As Vice President of Business Operations, Reta oversees the day-to-day operations and management of the business office, third-party vendor relationships, team retail offering, IT service relationships, and serves as the main point of contact between the front office and ownership group with a focus on investor communications and event logistics.

Donovan started his career with the Tulsa Shock as an Account Executive in 2013. He ascended the ranks to Corporate Sales Manager where he led the team in season and group ticket sales during his three seasons with the Shock. He built an annual book of business of over \$250,000 in sponsorship and ticket revenue while being nominated as a member of the inaugural WNBA Future Leaders Program.

In 2017 Donovan was promoted to Director of Business Administration where he played a key role in the business office renovations and front office operations. While in this role he was able to identify revenue opportunities with existing vendor relationships and help the merchandise program grow over 70% in revenue year over year.

Donovan is a graduate of Wichita State University with a Bachelor of Arts in Sport Management. He currently resides in Mansfield, TX with his wife Alayna, daughters Zoie, Ivy and Finley, and dog Ava.






## **LaDONDRA WILSON**

VICE PRESIDENT, SOCIAL RESPONSIBILITY & EXECUTIVE DIRECTOR, COMMUNITY FOUNDATION

LaDondra Wilson serves as the Dallas Wings' Vice President of Social Responsibility, leading the organization's community engagement efforts for diversity, equity, and inclusion initiatives, and leads the social justice committee. A proud graduate of Leadership Southlake, and the inaugural class of Emerging Leaders in Philanthropy, LaDondra is a proponent of professional servant leadership.

After graduating from Texas State University, LaDondra worked as a Master level social worker, emphasizing Advanced Administrative Leadership for non-profit organizations. LaDondra's work has focused on addressing macro social problems and leadership development, non-profit management, program development, and evaluation. Ms. Wilson has been named the 2013 Tarrant County Case Manager of the Year. She obtained a certificate in Nonprofit Management from the Center of Nonprofit Management (CNM). LaDondra obtained an Executive Sports Philanthropy Certificate from George Washington University.

A proud native of Oak Cliff, currently LaDondra serves as the President of the Mayor's Star Council, serves on The Dallas Heroes, Educate Dallas, Parkland Foundation, and Rainbow Days Board of Directors. LaDondra serves on the UNT Sport Entertainment Management Advisory Board, Texas A&M-Commerce Sport & Recreation Management Board, and the Black Sports Professionals of North Texas Board of Directors and an active member of Alpha Kappa Alpha Sorority, Inc. LaDondra was named a 2019 Millennial to Watch as a Community Server, a 2020 Community First Award recipient from the Parkland Foundation, and 2021 Dallas Business Journal 40 Under 40 award recipient.







## OWNERSHIP

Majority Owner & Chairman  
President, Chief Executive Officer and Partner  
Partners

Bill Cameron  
Greg Bibb  
Todd Baird, Albert Black, David Box  
Sam Combs, Diane Durant,  
Paula Marshall, Jim Turner, Brad Hilsabeck  
Chris Christian

Co-Founder and Vice Chairman Emeritus

## ADMINISTRATION

Chief Operating Officer  
Vice President of Human Resources  
Vice President of Business Operations  
Human Resources Business Partner  
Vice President of Finance and Accounting  
Accounts Payable Clerk  
Executive Assistant to the President & CEO  
Retail Operations Coordinator

Amber Cox  
Leah Babbitt  
Donovan Reta  
Vanessa Bautista  
Christal Mallard  
Carrie Vincent  
Abisha Robinson  
Alex Hale

## BASKETBALL OPERATIONS

Vice President of Basketball Operations and Assistant General Manager  
Head Coach  
Assistant Coach  
Assistant Coach  
Assistant Coach  
Strength and Conditioning Coach  
Player Development Coach  
Basketball Analytics and Video Coordinator  
Manager of Team Operations  
Team Operations Coordinator  
Director of Sports Medicine and Head Athletic Trainer  
Assistant Athletic Trainer  
Team Physician  
Team Chiropractor  
Team Psychologist  
Team Nutritionist

Travis Charles  
Latricia Trammell  
Courtney Paris  
Brandi Poole  
April Schilling  
Preston Smith  
Zak Buncik  
Will Watkins  
Amanda Miller  
Kiara Madison  
Allison Russell  
Aiyana Williams  
Dr. Ankit Patel  
Dr. Pratik Soni  
Dr. Trent Petrie  
Brittney Bearden

## COMMUNICATIONS

Vice President of Communications and Broadcasting  
Communications Manager

Andy Esworthy  
Kayte Ledbetter

## BROADCASTING

Play-by-Play  
Color Analyst  
Sideline Reporter

Ron Thulin  
Raegan Pebley  
ShaVonne Herndon

## MARKETING

Director of Creative Services  
Director of Social and Digital Media  
Event Presentation Coordinator  
Social and Digital Media Manager  
Strategic Marketing Manager  
Video Content Producer

Justin Jantz  
Casey Buscher  
Michelle Brooks  
Kelsey Armand  
Hannah Nelson  
Sam Brungo



## **PARTNERSHIPS**

---

Vice President of Corporate Partnerships	Amanda Fusci
Senior Partnership Sales Manager	Omayra McCandele
Manager, Corporate Partnership Sales	Greg Lehane
Manager, Corporate Partnership Sales	Lindsey Tucker
Manager, Corporate Partnership Sales	Rafael Kapell
Partnership Activation Manager	Walter Holland

## **SOCIAL RESPONSIBILITY & WINGS COMMUNITY FOUNDATION**

---

Vice President of Social Responsibility & Executive Director Community Foundation	LaDondra Wilson
Senior Manager, Social Responsibility	Jaryn Trent

## **YOUTH PROGRAMS**

---

Youth Programs Manager	Madison Montgomery
------------------------	--------------------

## **TICKET ADMINISTRATION**

---

Vice President of Ticket Sales and Service	Jen Fusci
Director of Ticket Sales	Gustavo Rodriguez
Account Executive	Nathan Bishop
Account Executive	Blake Staman
Account Executive	Baabak Tafazoli
Account Executive	Griffin Gonterman
Account Executive	Lauren Lawson
Account Executive	Kia Stephens
Account Executive	Maggie Wheless
Business Development Manager	Hunter Dawson
Business Development Manager	Jordan Thomas
Ticket Operations Manager	Jalise Smallwood
Member Services and Experience Coordinator	Will Moore
Member Services and Experience Coordinator	Anayah Sayid



# BASKETBALL OPERATIONS





### LATRICIA TRAMMELL

HEAD COACH

Latricia Trammell joins the Wings after spending the previous four seasons with the Los Angeles Sparks. Tasked primarily with overseeing the defense, Trammell was part of a staff that led a top-three defensive net rating for three consecutive years from 2019 to 2021. Over the past four seasons, Los Angeles also saw four players named to the WNBA All-Defensive teams, including the 2020 WNBA Defensive Player of the Year in Candace Parker. Prior to her stint in LA, Trammell spent one season as an assistant coach with the San Antonio Stars in 2017.

With almost 30 years of coaching experience, Trammell has amassed a career head coaching record of 255-131 (.661) between the collegiate and high school ranks. Trammell spent three seasons at the helm of Oklahoma City University where the team won back-to-back NAIA National Championships in 2014 and 2015. Trammell was named NAIA Coach of the Year both seasons. Trammell recorded a record of 85-10 over the course of her time at OKCU.

Prior to her time at Oklahoma City, she spent five seasons at Western State (Colo.) University and ranks third all-time in wins in the history of the program. Overall, she totaled a 150-86 (.664) collegiate coaching record. Prior to joining the collegiate ranks, Trammell spent six years coaching high school girls' basketball in Texas and Oklahoma, tallying a 105-45 (.700) record.

The Claremore, Okla. native was a prep star at Seminole High School, setting a state record for most points in a single game (46) and recording 15 games of 40 or more points enroute to multiple all-conference, all-region and all-state honors.



## COURTNEY PARIS

ASSISTANT COACH

Courtney Paris, a 10-year WNBA veteran, had stints as a player with the Tulsa Shock and Dallas Wings, and finished her career with the Seattle Storm where she won a championship in 2018. Upon her retirement from the WNBA in 2020, Paris spent the 2020-21 season as an assistant coach with the Oklahoma Women's Basketball team. Paris, an OU alum, was the first-ever four-time Associated Press and USBWA All-American in women's college basketball history and is Oklahoma's all-time leader in points (2,729), rebounds (2,034) and became the first NCAA player – regardless of gender or division – to accumulate 2,500 career points and 2,000 career rebounds. She was the seventh overall pick in the 2009 WNBA Draft and twice led the WNBA in rebounding in 2014 and 2015.



## BRANDI POOLE

ASSISTANT COACH

Brandi Poole served as an assistant coach of the Connecticut Sun the past five seasons, helping the team advance to the WNBA Finals two times during her tenure (2019, 2022). While with the Sun, Connecticut tallied a record of 105 – 53 (.665), including a league-best 26-6 record during the 2021 season. The Sun also won 16 playoff games during her five seasons, tying Seattle for most wins during that span.

Prior to joining the Sun, Poole held multiple posts on the collegiate level as an assistant coach, including Texas Tech University, Indiana University, Bowling Green University and University of West Virginia. While at Bowling Green (2001-12), Poole was a part of a staff that recorded a 258-92 record (.737). Before joining the bench at the collegiate level, Poole was the Director of Basketball

Operations for the then-Portland Fire of the WNBA. Poole played collegiately at the University of the South, where she was a three-time all-conference honoree and a three-year co-captain.



### **APRIL SCHILING**

ASSISTANT COACH

April Schilling brings a robust coaching resume to the Wings, with stops at every level of basketball. Most recently, Schilling served as the head coach with Bella Vista College Prep, in Scottsdale, Ariz, while also serving as an advanced scout for the Minnesota Lynx.

In 2021, Schilling was as a member of the coaching staff of the Nigerian Women's Basketball Olympic Team. In 2020, she made her debut in the WNBA as an assistant coach with the Indiana Fever. Prior to joining the professional ranks, she held numerous coaching and player development roles, working with both high school and collegiate players and programs. She began her coaching career as an assistant at the University of California, Santa Barbara (UCSB) from 2004-08.

As a player, the Connersville, Indiana native spent three seasons (1999-2002), under legendary Head Coach Pat Summit at the University of Tennessee and helped the team advance to three Sweet 16s and two Final Fours. In her final season, Schilling transferred to the UCSB where she led the program to its first Sweet 16 appearance in program history. As a pro, Schilling spent time with three WNBA teams, the New York Liberty, Minnesota Lynx and Washington Mystics.



### **ZAC BUNCIK**

DEVELOPMENT COACH

Buncik returns for his second season as a player development coach for the Wings. Prior to joining Dallas, he ran a skills development business where he worked with all levels of basketball players including a number of WNBA and NBA stars. From 2008-2018, Buncik served on the men's basketball coaching staff at UTA Arlington under Head Coach Scott Cross, where the team had their winningest stretch in program history.



### **ALLISON RUSSELL**

DIRECTOR OF SPORTS MEDICINE AND HEAD ATHLETIC TRAINER

Allison Russell has served as the Director of Sports Medicine and Head Athletic Trainer for the Dallas Wings and the Panther City Lacrosse Club since January 2022. In her second stint with the organization, Russell also spent 2014-2020 as the team's Head Athletic Trainer, while also working in Basketball Operations.

As the Director of Basketball Operations (2014-15), Russell coordinated team travel logistics.

Russell has also worked as an Athletic Trainer for the Phoenix Fire Department and Health and Wellness Center and STI Physical Therapy and Rehab, as well as serving as the Director of Sports Medicine at Oral Roberts University where she attained her Masters of Education. A native of Tulsa Oklahoma, Russell earned her Bachelor's in Athletic Training at the University of Tulsa.



## 2023 PLAYER BIOS







# 0 | SATOU SABALLY

**POSITION:** Forward  
**HEIGHT/WEIGHT:** 6-4/175  
**YEARS PRO:** 3 YRS  
**COLLEGE:** Oregon  
**BIRTH DATE:** 04/25/1998  
**PLACE:** New York, NY



	2022 HIGHS	CAREER HIGHS
PTS	18 at CON 5/26	28 vs LVA 8/25/2020
FGM	6(3x) last vs CON 7/5	9 at SEA 9/11/2020
FGA	16 at CON 5/26	16 vs LAS 9/2/2020
3FGM	2(4x) last vs CON 7/5	4 vs LVA 8/25/2020
3FGA	7(2x) last at LVA 6/5	9 vs LVA 8/25/2020
FTM	4(4x) last at LVA 6/5	10(3x) last vs WAS 9/6/2020
FTA	5(2x) last at LAS 5/31	13 vs LVA 8/25/2020
OR	4 at SEA 6/3	7 at IND 7/31/2020
DR	9 at LVA 6/5	10 at IND 7/31/2020
TR	11 at SEA 6/3	17 at IND 7/31/2020
AST	6 at SEA 6/3	5 at ATL 7/26/2020
STLS	1 at LAS 5/31	5 at SEA 6/4/2022
BLKS	1(2x) last at LVA 6/5	3 (3x) las at NYL 6/05/2021
MIN	31 at LVA 6/5	36 vs WAS 9/6/2020

**2022-**  
Scored 11 points in her 2022 debut vs MIN (5/23)...led the team with 18 points at CON (5/27)...recorded her sixth double-double at SEA and dished out a career-high six assists (6/3)...scored 14 vs CON (7/1).

**2021-**  
Led the team with nine rebounds and recorded 18 points at Seattle on 6/4...grabbed seven rebounds and scored 11 points at PHX 6/8...recorded 17 points and six rebounds at PHX 6/11...scored a season-high 24 points at LVA 6/13...scored a season-high 24 points at LVA 6/13...dropped 15 points and nine rebounds against IND 6/24...netted 16 points and seven rebounds at NYL 7/5...Dished out a career-high seven assists at MIN 7/7...Netted 13 points vs NYL 9/11.

**2020-**  
Dropped her first career double-double with 23 points and 17 rebounds vs IND 7/31...Dropped the second double-double of her career with 15 points and 10 rebounds against Phoenix...Scored her career high 28 points and recorded a double-double with 11 rebounds vs LVA 8/25...Dropped 25 points vs SEA 9/9...Recorded five double-doubles during the 2020 season, leading all rookies.

**COLLEGE-**  
The second overall pick in the 2020 WNBA Draft, Sabally played three years at the University of Oregon where she averaged 14.4 points, 5.6 rebounds and 2.0 assists per game while shooting 48 percent from the field. 2019-2020 Cheryl Miller Award Winner (nation's top small forward). WBCA First-Team All-America. Associated Press Second-Team All-America. USBWA Second-Team All-America. All-Pac-12. Wooden Award National Ballot. Naismith Trophy Watch List. Wade Trophy Watch List. Pac-12 Academic Honor Roll. 2018-19//WBCA Honorable Mention All-America. All-Pac-12. Cheryl Miller Award Final Five Finalist (nation's top small forward). Naismith Trophy Watch List. Wade Trophy Watch List 2017-18//Pac-12 Freshman of the Year. Pac-12 all-Freshman Team

**INTERNATIONAL-**  
Crowned a 2023 EuroLeague Women's champion after averaging 12.6 points per game in 11 games played with Fenerbahce Alagoz Holding to help lead the Turkish team to their first-ever championship victory... Shined for the German Women's National Team in the FIBA women's Eurobasket 2021 qualifiers, scoring 23 points, nine rebounds and six assists in a win over North Macedonia before going an astounding 21-of-21 from the free-throw line for 33 points while adding 10 rebounds in a narrow loss to Croatia...Averaged 20.7 points, 10.0 rebounds, 3.4 assists and 1.6 steals for Germany during the FIBA U20 European Div. A Championship in the summer of 2018...Named MVP of the FIBA U20 European Div. B Championship in the summer of 2017...Helped Germany to a gold in the tournament while averaging 16.9 points, 7.1 rebounds, 3.1 assists and 2.4 steals while shooting 48.2 percent from the field over seven games...Played for the German national team in the FIBA U16 and U18 European Championships.

**PERSONAL-**  
Named a Vice President of the WNBA Players Association's Executive Committee in December 2022... She stands on both the Executive Committee board as well as the Justice, Equity, Diversity and Inclusion Committee board.

**WNBA ACCOLADES-**  
2020 ALL-ROOKIE TEAM  
2021 WNBA ALL-STAR

**CAREER TRANSACTION-**  
Selected in the first round (2nd overall) of the 2020 WNBA Draft.



# SATOU SABALLY | FORWARD



SEASON	TEAM	G	GS	MPG	FG%	3P%	FT%	OREB	DREB	RPG	APG	SPG	BPG	TO	PF	PPG
2020	DAL	16	14	28.2	36.8	19.7	87.2	2.6	5.2	7.8	2.5	0.8	0.9	2.2	3.1	13.9
2021	DAL	17	14	24.9	41.8	32.7	77	1.6	4.3	5.9	2.8	0.2	0.8	2.3	3.2	11.9
2022	DAL	11	6	21.7	39.8	23.3	91.4	0.8	4	4.8	2.1	0.5	0.2	2.3	3.2	11.3
Career		44	34	25.3	39.3	25	84.6	1.8	4.5	6.3	2.5	0.5	0.7	2.3	3.2	12.5

SEASON	TEAM	G	GS	MIN	FGM-A	3PM-A	FTM-A	OREB	DREB	REB	AST	STL	BLK	TO	PF	PTS
2020	DAL	16	14	451	67-182	13-66	75-86	41	83	124	40	13	14	35	50	222
2021	DAL	17	14	423	69-165	18-55	47-61	27	73	100	48	4	14	39	54	203
2022	DAL	11	6	239	41-103	10-43	32-35	9	44	53	23	5	2	25	35	124
Career		44	34	1112	177-450	41-164	154-182	77	200	277	111	23	30	99	139	549



# 1 | ASHLEY JOENS

**POSITION:** Guard  
**HEIGHT/WEIGHT:** 6-0/160  
**YEARS PRO:** Rookie  
**COLLEGE:** Iowa State  
**BIRTH DATE:** 3/16/2000  
**PLACE:** Cedar Rapids, IA



### COLLEGE-

Ashley Joens concluded her five-year career with Iowa State ranked ninth all-time in NCAA Division I women's basketball with 3,060 career points. She was named the Cheryl Miller Award Winner for the third straight season following her third season with more than 600 points. The award, given to the nation's top small forward, was earned after a season that saw the Iowa City, Iowa native record the eighth most points in all of Division I women's basketball in 2022-23 and become Iowa State's all-time leading scorer. Her 21.6 points per game represent her fourth-straight season with an average scoring figure north of 20 points. Joens' accolades include being named to the Unanimous All-Big 12 First Team in 2020, 2021 and 2022 as well as a WBCA All-American in 2021.

### HIGH SCHOOL-

Averaged 30.7 points, 11.4 rebounds while shooting 61.8 percent from the floor and 59.5 percent from long range as she led the Little Hawks to a 25-1 record in her senior campaign... the title of Miss Iowa Basketball and was named Iowa's Gatorade Player of the year for her efforts on the court... was a four-year letterwinner and closed her

high school career with 2,178 points, which ranks No. 13 in five-player state history...garnered first-team All-State honors all four years...earned an invitation to the prestigious Jordan Brand Classic game...named the captain of USA Basketball's U18 Team that captured a Gold medal in the FIBA Americas Women's Championship...was Team USA's second-leading scorer, averaging 10.7 points, 4.5 rebounds, 2.2 assist and 1.3 steals ...rated a five-star prospect on all major recruiting websites, and was ranked No. 19 overall by ESPN, and is the highest-rated recruit to sign with the Cyclones.

### PERSONAL-

Elementary Education major... daughter of Brian and Lisa Joens... has four sisters, Courtney, Aubrey, Kelsey and Bailey... born on March 16, 2000.

### CAREER TRANSACTIONS-

Drafted in the second round (19th overall pick) in the 2023 WNBA Draft.





# 6 | NATASHA HOWARD

**POSITION:** Forward  
**HEIGHT/WEIGHT:** 6' 2"/165  
**YEARS PRO:** 9 YRS  
**BIRTH DATE:** 8/2/1991  
**COLLEGE:** Florida State  
**PLACE:** TOLEDO, OH



	2022 HIGHS	CAREER HIGHS
PTS	27 vs. WAS 6/16	33 at MIN 7/17/19
FGM	13 vs. WAS 6/16	13 last vs. WAS June 16
FGA	20 at WAS 6/3	22 at MIN 8/15/21
3FGM	3 (2x) last at SEA 5/27	4 at WAS 8/14/19
3FGA	8 at WAS 6/3	9 at WAS 8/14/19
FTM	10 vs. LVA 7/12	10 vs. LVA July 12
FTA	13 vs. LVA 7/12	13 vs. LVA July 12
OR	6 vs. CHI 7/23	7 vs. PHO 5/25/19
DR	10 (2x) last at ATL 8/12	11 last at ATL 5/31/19
TR	12 (2x) last at ATL 8/12	16 vs. PHO 5/25/19
AST	6 vs. CHI 7/23	6 (2x) last vs. DAL 8/8/19
STLS	4 (2x) last at CHI 7/29	6 vs. DAL 8/8/19
BLKS	3 (x2) last vs. MIN 6/7	6 last vs. LVA 7/19/19
MIN	36:27 vs. ATL 6/30	41:00 vs. ATL 5/17/14

### 2022-

Named a 2022 WNBA All-Star in her ninth WNBA season; her second career honor...Tied the Liberty franchise record for most consecutive double-doubles (5)...Recorded a team-best 10 regular season double-doubles...Appeared and started in all 35 regular season contests, finishing with averages of 15.1 points (16th in WNBA) and 7.3 rebounds (10th in WNBA) while shooting 48.2% from the field.

### 2021-

Appeared in 13 games, all of which were starts, in her first season with the New York Liberty... Totaled 11 games of double figure scoring, including four double-doubles... Tallied a season-high 30 points against Minnesota on August 15 in her first game returning from injury... Named Eastern Conference Player of the Week on September 20, 2021... Finished with a team-high 7.2 rebounds per game... Averaged 16.2 points, 1.7 assists, 1.3 steals and 27.5 minutes per game while shooting 49.4% from the floor and 33.3% from three.

### 2020-

Helped lead the Storm to her third WNBA Championship, contributing 21 points on 9-for-10 shooting, along with eight rebounds in Game 2 of the Finals vs. Las Vegas...Swiped 200th career steal on July 20 at New York...Secured 1,000th career rebound in win over Chicago on September 3...Had two consecutive 12-point, 11-rebound double-doubles against New York and Indiana...Scored in double digits in 11 of the 12 final games of the regular season.

### 2019-

Named WNBA Defensive Player of the Year...2019 All-WNBA First Team...2019 All-Defensive First Team... her second such honor...Collected 14 points (6-10 FG) and 6 rebounds as a starter for Team Wilson in her All-Star Game debut...Named WNBA Western Conference Player of the Month for June...Tallied career-high 33 points on July 17 at Minnesota, becoming the eighth player in franchise history with a 30-point game...Swiped a career-high 6 steals on August 8 vs. Dallas and led the WNBA with 74 steals (the most in a single season in franchise history)...Career-high 4 made 3-pt FG on August 14 at Washington... Finished season with 32 made 3PT FG, a career-high...Appeared in all 34 regular-season contests, averaging career highs in minutes (31.3), points (18.1), rebounds (8.2), assists (2.1) and steals (2.18) per game...Matched career-high with 6 blocks on July 19 vs. Las Vegas...On August 25 vs. Indiana, became the second player in WNBA history to lead her team

outright in points (14), rebounds (9), assists (5), steals (3), and blocks (3) in a single game, joining Candace Parker.

### 2018-

Recorded her second WNBA Championship...Named the WNBA's Most Improved Player and to the WNBA All-Defensive First Team... Grabbed a career-high 15 rebounds on Jun. 10 vs. Atlanta...Tallied 25 points going 7-of-7 from the line on Jun. 15 vs Connecticut...Scored a career-high 29 points and grabbed 14 rebounds on Sept. 12 at Washington in championship-clinching Game 3 of WNBA Finals...Accounted for 67 blocks averaging 2.0 BPG (2nd in 2018)...Started all but one game the 2018 season...Surpassed 1,000 career points vs. Washington on July 8.

### 2017-

Howard won her first WNBA Championship with the Minnesota Lynx... Concluded her second season in Minnesota and fourth in the WNBA by playing in all 34 games off the bench...Averaged 4.3 points and 2.4 rebounds in 11.7 minutes per game, shooting 48.4% from the floor and 73.3% from the FT line.

### 2016-

Appeared in all 34 games...Averaged 6.7 points and 3.6 rebounds in 14.6 minutes per game, shooting a career-best 57.4% from the floor and 67.7% from the FT line...Netted 13 points June 10 in Atlanta while becoming the eighth player in Lynx history to block 5+ shots in a game

### 2015-

Played in 30 games for the Fever, averaging 4.2 points and 2.6 rebounds in 11.4 minutes per game while shooting 37.9% from the field and 72.1% from the line.

### 2014-

Played in all 34 games and made 15 starts (including 12 in a row to begin the season) during her rookie year with Indiana...Averaged 7.0 points and 3.1 rebounds in 16.9 minutes per game, shooting 44.3% from the floor and 59.4% from the line...Tied the WNBA record for most blocked shots in a debut with six at Chicago on May 16; that game also marked her lone career double-double to date (16 points, 10 rebounds)...Followed one night later by ringing up career highs in points (21), assists (three) and minutes (40:36) vs. Atlanta, shooting



## NATAHSA HOWARD | FORWARD

10-for-13 from the field...Reached double figures 11 times in total, including a 20-point effort July 2 at Washington; averaged 10.7 points (43.8%) and 4.1 rebounds per game as a starter.

### INTERNATIONAL-

2022-2023: FENERBAHÇE, TURKEY  
2021-2022: DYNAMO K, RUSSIA  
2020-2021: VENEZIA, ITALY  
2019-2020: INNER M., CHINA  
2019: DYNAMO K, RUSSIA  
2018-2019: ZHEJIANG, CHINA  
2017-18: ZHEJIANG, CHINA  
2016-17: SAMSUNG BLUE MINX, SOUTH KOREA  
2016-2017: FAMILA SCHIO, ITALY  
2015-16: KB STARS, SOUTH KOREA  
2014-15: ELITZUR RAMLA, ISRAEL

### COLLEGE-

Regarded as the highest-ranked recruit in FSU history, Howard went on to become the Seminoles' career double-double leader (41) and a starter for all but two games in her career...Finished as the school's all-time leading rebounder (1,047), second in all-time scoring (1,811) and third in career blocks (186)...As a senior, Howard was named a WBCA honorable mention All-American, AP All-American and a Senior CLASS Second Team All-American...Finished the year averaging 20.5 points, 9.3 rebounds, 2.3 blocks and 2.1 steals per game...Recorded 675 total points in her senior

season, which is the second-most in a season at FSU...she was the only ACC player to rank in the Top 10 in the conference in scoring, rebounding, field goal percentage, steals and blocked shots...Tallied five 30-point games, the most by a Seminole in a single-season...Scored a school record 40 points on 14-of-19 shooting against Syracuse, Feb. 2, 2014...As a junior, was named to the first-team All-ACC list by league media and second-team all-conference by ACC coaches, Howard ranked third in the ACC in double-doubles (11)... she led FSU in rebounding (7.5) and blocks (1.5) for the second consecutive season...Reached double figures in scoring in 26 of 33 games...During her sophomore campaign, Howard captured third-team All-ACC honors while leading the conference in double-doubles (12)...Led the conference in rebounding (9.4) in ACC games...she was the only Seminole to start all 31 games...she averaged 12.2 points and a team-leading 9.1 rebounds per game, while shooting 48.7 percent from the field...As a freshman, Howard was named third team Freshman All-American by Full Court Press and captured ACC All-Freshman honors.

### CAREER TRANSACTIONS-

Drafted in the first round (5th overall) by the Indiana Fever in 2014... Traded to the Minnesota Lynx on February 2, 2016...Traded to the Seattle Storm on February 7, 2018...Cored by the Seattle Storm on January 14, 2021...Acquired by the New York Liberty via sign-and-trade on February 10, 2021 in exchange for the 2020 No.1 overall pick... Acquired by the Dallas Wings in a three-team trade prior to the 2023 season.





# NATAHSA HOWARD | FORWARD

SEASON	TEAM	G	GS	MPG	FG%	3P%	FT%	OREB	DREB	RPG	APG	SPG	BPG	TO	PF	PPG
2014	IND	34	15	16.9	44.3	0.0	59.4	1.5	1.5	3.1	0.6	0.8	0.7	1.5	2.6	7.0
2015	IND	30	2	11.4	37.9	0.0	72.1	0.9	1.7	2.6	0.4	0.4	0.4	0.9	2.0	4.2
2016	MIN	34	1	14.6	57.4	20.0	67.7	1.2	2.4	3.6	0.8	0.7	0.8	1.1	2.9	6.7
2017	MIN	34	0	11.7	48.4	21.4	73.3	0.9	1.5	2.4	0.7	0.5	0.6	0.8	1.7	4.3
2018	SEA	34	33	25.6	54.7	32.7	79.8	2.4	4.1	6.4	1.0	1.3	2.0	1.9	3.7	13.2
2019	SEA	34	34	31.4	43.9	30.8	81.0	2.7	5.5	8.2	2.1	2.2	1.7	2.9	2.9	18.1
2020	SEA	22	22	21.0	53.0	35.0	77.8	2.4	4.7	7.1	1.0	1.7	0.6	2.1	3.1	9.5
2021	NYL	13	13	27.5	49.4	33.3	77.4	2.2	5.1	7.2	1.7	1.3	0.5	3.8	2.9	16.2
2022	NYL	35	35	29.9	48.2	32.6	71.5	2.0	5.3	7.3	2.3	1.3	1.0	3.2	3.1	15.1
Career		270	155	20.8	48.3	31.3	74.2	1.8	3.4	5.1	1.2	1.1	1.0	1.9	2.8	10.2

SEASON	TEAM	G	GS	MIN	FGM-A	3PM-A	FTM-A	OREB	DREB	REB	AST	STL	BLK	TO	PF	PTS
2014	IND	34	15	576	98-221	0-1	41-69	52	52	104	21	26	23	52	87	237
2015	IND	30	2	343	47-124	0-2	31-43	28	51	79	13	13	13	28	61	125
2016	MIN	34	1	495	93-162	1-5	42-62	41	80	121	28	23	27	37	99	229
2017	MIN	34	0	397	61-126	3-14	22-30	31	50	81	25	18	21	26	56	147
2018	SEA	34	33	869	175-320	17-52	83-104	80	139	219	33	44	67	64	126	450
2019	SEA	34	34	1066	227-517	32-104	128-158	92	187	279	73	74	59	99	100	614
2020	SEA	22	22	463	87-164	7-20	28-36	52	104	156	22	38	14	46	67	209
2021	NYL	13	13	357	87-176	12-36	24-31	28	66	94	22	17	7	49	38	210
2022	NYL	35	35	1048	206-427	30-92	88-123	69	187	256	81	45	35	113	110	530
Career		270	155	5614	1081-2237	102-326	487-656	473	916	1389	318	298	266	514	744	2751



# 7 | TEAIRA MCCOWAN

**POSITION:** Center  
**HEIGHT/WEIGHT:** 6-7/239  
**YEARS PRO:** 4 YRS  
**COLLEGE:** Mississippi State  
**BIRTH DATE:** 9/28/1996  
**PLACE:** Bryan, TX

	2022 HIGHS	CAREER HIGHS
PTS	27 vs. WAS 7/28	27 vs. WAS 7/28
FGM	9 (2x) last at LAS 8/14	10 at NYL 5/14/21
FGA	18 vs. LVA 7/04	18 vs. LVA 7/04
3FGM	-	-
3FGA	-	1 at WAS 7/25/20
FTM	9 vs. WAS 8/28	12 vs. LAS 8/29/19
FTA	16 vs. WAS 8/28	16 vs. WAS 8/28
OR	10 vs. LVA 7/04	10 vs. LVA 7/04
DR	11 at ATL 7/30	13 at SEA 8/25/19
TR	16 vs. LVA 7/04	19 last vs. LAS 8/31/21
AST	3 (3x) last at PHO 8/12	7 vs LVA 8/28/21
STLS	2 (2x) ast at LAS 8/14	3 vs MIN 6/25/19
BLKS	4 vs. CON 7/5	5 last at ATL 8/14/21
MIN	35:24 at ATL 7/30	35:47 vs. PHO 9/6/21



### 2022-

McCowan was acquired by the Wings via trade prior to the 2022 season... She appeared in 33 games for the Wings in 2022, averaging 11 points, 7 rebounds, and 0.7 blocks... She finished 2022 in the top 15 in the league in rebounding.

### 2021-

The third-year center had the most dominant season of her career in 2021... averaged 11.3 points, 9.6 rebounds and 1.6 blocks in 26.5 minutes per game, which were all career-bests... set a new franchise record with 308 rebounds after previously owning the old franchise high, 305, from her rookie season in 2019... reclaimed this milestone in two less games than in 2019... her pace of 774 rebounds in 88 career games (8.79 rpg) through three seasons is better than current VP of Basketball Operations and General Manager Tamika Catchings' pace of 796 rebounds in 100 games (7.96 rpg) in her first three WNBA seasons... ended the 2021 season as already the fifth leading rebounder in franchise history... was the third leading rebounder, fifth leading shot blocker and eighth in field goal percentage at 53.7 percent in the WNBA.

### 2020-

McCowan ended her second season with an increase in points per game, field goal percentage and free throw shooting percentage in 2020... turned in a 10.9 point per game scoring clip, to go along with a 53.6 field goal percentage, as well as shooting 75.0 percent from the charity stripe... recorded five double-doubles during the 2020 season, pushing her career total to 16... shot 100.0 percent from the line in eight games... scored at least 10 points in seven of the last eight games of the regular season... on August 31 against Chicago, McCowan's 15 points gave her 500 career points.

### 2019-

In her rookie campaign, McCowan averaged 10.0 points, 9.0 rebounds, 1.2 blocks and 22.1 minutes per contest while starting 16 of 34 games... From 8/25-9/6, McCowan recorded five straight double-doubles to break the prior franchise mark (4) set by Tamika Catchings during August of her rookie season in 2002... Her 11 double-doubles was one shy of Tamika

Catchings' record of 12 in 2002...305 rebounds was the most by a Fever player in franchise history...At Seattle (8/25) and vs. Las Vegas (8/27), McCowan became the first rookie in WNBA history with 20+ points and 15+ rebounds in consecutive games...Contributed 11 points and six rebounds in her pro debut at New York on 5/24 with a reverse lay in as time expired to secure a season-opening win...The highlight earned top billing on the SportsCenter Top 10.

### COLLEGE-

She guided the Mississippi State Bulldogs to four consecutive NCAA Tournament berths, including back-to-back appearances in the national championship game in 2017 and 2018. She is the NCAA Tournament's career rebounding leader (240) and begins her pro career after consecutive seasons as the national defensive player of the year and Southeastern Conference Defensive Player of the Year...she was the SEC Player of the Year as a senior.

Her NCAA Tournament dominance was reflected by averaging a double-double through 19 career NCAA Tournament games...she registered one of the most outstanding performances in tournament history with a Final Four-record 25 rebounds with 21 points while playing all 45 minutes in an OT win over Louisville in the 2018 national semifinal... she averaged 21.8 points and 16.4 rebounds through 10 NCAA Tournament games as a junior and senior...she averaged a tourney-record 18.2 rebounds per game while guiding the Bulldogs to the 2018 championship game...through four seasons, she averaged 16.2 points and 12.6 rebounds...she is the only player in NCAA Tournament history to record multiple 20-point, 20-rebound games.

McCowan finished as Mississippi State's career rebounding leader (1,502), third in SEC history...her 544 rebounds as a junior were an SEC single-season record and the second-highest figure in NCAA history... she set an SEC record with 70 career double-doubles...she finished her career second in blocks at MSU (271) while holding four of the top 10 single-season block totals in school history...she capped her career as a two-time national defensive player of the year and two-time first-team



# TEAIRA MCCOWAN | CENTER

All-American...McCowan was instrumental in leading the Bulldogs to a 31-1 SEC mark in her final two seasons, including a 26-game win streak that was the sixth-longest in league history...132 wins in her career is an MSU record...she had 33 games of 20+ points and 14 games with at least 20 points and 15 rebounds.

### INTERNATIONAL-

McCowan represented the USA at the 2014 FIBA Americas 18U Championship, earning a 5-0 record and gold medal. Played the 2022-23 season with Galatasaray of the Turkish Women's Basketball Super League where she averages 18.4 points, 10.9 rebounds, 2.2 assists and 1.2 steals per game.

### PERSONAL-

Teaira McCowan was born Sept. 28, 1996...she is the daughter of Tracy Nunn and Dayronn McCowan...a cousin, Michael Brockers, is a defensive tackle with the NFL's Los Angeles Rams...she majored in educational

psychology at Mississippi State, studying human development and family studies...she earned Parade All-America honors after averaging 19.3 points, 17.1 rebounds and 4.0 blocks in leading Brenham HS to a 25-8 overall record and 13-1 district mark as a senior...she was tabbed to the Texas Association of Basketball Coaches (TABC) All-Star Game following her final prep season...she was named all-state her final two years...she averaged 18.1 points, 18.8 rebounds and 4.5 blocks as a junior, earning all-state and USA Today All-Texas second team honors after leading BHS to a 29-4 record and the region quarterfinals...she also excelled in track and field, finishing second in the shot put at the 2015 Texas 5A state meet.

### CAREER TRANSACTIONS-

Drafted 3rd overall by the Indiana Fever during the 2019 WNBA Draft... Acquired by the Dallas Wings in 2022.



SEASON	TEAM	G	GS	MPG	FG%	3P%	FT%	OREB	DREB	RPG	APG	SPG	BPG	TO	PF	PPG
2019	IND	34	16	22.1	51.7	0.0	68.7	3.2	5.8	9.0	0.2	0.6	1.3	1.3	3.2	10.0
2020	IND	22	10	21.0	53.6	0.0	75.0	3.1	4.2	7.3	0.6	0.3	1.0	2.0	2.6	10.9
2021	IND	32	23	26.5	53.7	0.0	64.4	3.4	6.2	9.6	1.1	0.6	1.6	1.7	3.3	11.3
2022	DAL	33	15	18.9	60.2	0.0	60.0	3.0	4.1	7.0	0.8	0.3	0.7	1.7	3.1	11.0
Career		121	64	22.2	54.9	0.0	66.1	3.2	5.1	8.3	0.7	0.5	1.2	1.6	3.1	10.8

SEASON	TEAM	G	GS	MIN	FGM-A	3PM-A	FTM-A	OREB	DREB	REB	AST	STL	BLK	TO	PF	PTS
2019	IND	34	16	752	119-230	0-0	103-150	108	197	305	8	20	44	43	110	341
2020	IND	22	10	461	90-168	0-3	60-80	69	92	161	14	7	22	43	58	240
2021	IND	32	23	848	138-257	0-0	85-132	109	199	308	34	18	51	53	107	361
2022	DAL	33	15	623	139-231	0-0	84-140	98	134	232	25	11	22	56	102	362
Career		121	64	2684	486-886	0-3	332-502	384	622	1006	81	56	139	195	377	1304





# 8 | LOU LOPEZ SÈNÈHAL

**POSITION:** Guard  
**HEIGHT/WEIGHT:** 6-1/155  
**YEARS PRO:** Rookie  
**COLLEGE:** UConn  
**BIRTH DATE:** 5/12/1998  
**PLACE:** Guadalajara, Mexico



## COLLEGE-

Lou Lopez Senechal, a guard for the University of Connecticut, totaled more than a third of her baskets in 2022-23 from three-point range, shooting 44% from deep. She averaged 15.5 points per game for the Huskies and scored in double figures in all but five games, highlighted by a 26-point performance against Tennessee (1/26/23), where she was 6-11 (54.5%) from the field, including 4-6 (66.7%) from beyond the arc.

Before transferring to UConn for her final year, the Grenoble, France native was recognized as the Metro Atlantic Athletic Conference Tournament (MAAC) Most Valuable Player in 2022 at Fairfield University after leading the Stags to the 2022 MAAC Championship and an NCAA

Tournament appearance. Lopez Senechal was named the MAAC Player of the Year in 2021 and is a three-time All-MAAC First Team (2020, 2021 & 2022) honoree. She led Fairfield in scoring during her four years and averaged 19.5 points in her final year with the team in 2021-22.

## PERSONAL-

Became the first player born in Mexico to be drafted by the WNBA.

## CAREER TRANSACTIONS-

Drafted 5th overall by the Dallas Wings during the 2023 WNBA Draft.





# 11 | CRYSTAL DANGERFIELD

**POSITION:** Guard  
**HEIGHT/WEIGHT:** 5-5/130  
**YEARS PRO:** 3 YRS  
**COLLEGE:** UConn  
**BIRTH DATE:** 5/11/1998  
**PLACE:** Murfresborro, TN



	2022 HIGHS	CAREER HIGHS
PTS	18 at ATL 8/12	29 at LAS 8/9/20
FGM	7 (2x) last at ATL 8/12	10 last vs. SEA 5/20/21
FGA	12 at ATL 8/12	21 at ATL 8/28/20
3FGM	3 vs. PHO 7/31	5 vs. DAL 8/19/20
3FGA	5 vs. PHO 7/31	9 at ATL 8/28/20
FTM	4 vs. MIN 5/10	9 at ATL 8/28/20
FTA	5 at ATL 8/12	10 at ATL 8/28/20
OR	2 (2x) last at IND 6/10	3 at PHO 6/30/21
DR	5 vs. IND 6/1	5 last vs. IND 6/1/22
TR	6 at SEA 5/27	7 vs. CON 5/30/21
AST	6 at ATL 8/12	7 last at PHO 6/30/21
STLS	3 (2x) last vs. LVA 7/12	3 last vs. LVA 7/12/22
BLKS	2 at WAS 5/6	2 last at WAS 5/6/22
MIN	36:01 at ATL 8/12	38:07 vs. LVA 9/10/20

### 2022-

Appeared in 33 regular season contests, three for Indiana and 30 with New York, where she started 27 games...Averaged 5.5 points, 2.6 assists and 2.0 rebounds per game across an average of 21.5 minutes...Converted on 39.8% from the field and 32.4% (23-71) from three...Totaled four games of double figure scoring.

### 2021-

Finished her second season in the WNBA by appearing in 31 games, missing only the July 11 contest at Los Angeles with a sprained right AC joint suffered July 9 at Las Vegas... Averaged 7.7 ppg, 2.0 rpg and 2.8 apg in 20.1 mpg, shooting 38.8% from the field, 35.9% (28-for-78) from three-point range and 85.7% from the line... Started 10 games, including seven of the final eight... Tallied nine of her 11 points Sept. 12 vs. Indiana in the 4th quarter; she ranked 3rd on the Lynx in 4th-quarter scoring (87) for the year... Passed the 1000-career-minute mark Aug. 15 vs. New York and scored her 500th career point Aug. 19 at Connecticut... Dished a career-best seven assists June 30 at Phoenix and had a career-high seven rebounds May 30 vs. Connecticut... Her 22 points May 20 vs. Seattle are the most by a Lynx player off the bench since Candice Wiggins tallied 25 at Tulsa in 2012.

### 2020-

Named Rookie of the Year on Sept. 17, becoming the fifth Lynx player to earn the award (Betty Lennox 2000, Seimone Augustus 2006, Maya Moore 2011, Napheesa Collier 2019)... Appeared in 21 games (19 starts)... Ranked 2nd among rookies (11th overall) in scoring at a team-high 16.2 ppg and 2nd among rookies in assists with a team-best 3.6 apg... Added 2.0 rpg and 0.86 spg in 30.0 mpg while shooting 47.1% from the field, 33.3% (34-for-102) from three-point range and 92.2% (59-for-64) from the line... The latter figure was good for 3rd in the WNBA and broke Katie Smith's franchise single-season record of 89.9% set in 2004... Led all scorers with 24 points Sept. 10 vs. Las Vegas, her team-best eighth 20+ effort – all in her final 15 games; she tallied 18.8 ppg (49.0%) and 3.9 apg in those 15... Dealt a season-high seven assists Sept. 8 vs. Washington and swiped a season-high three steals Sept. 2 vs. Chicago... Netted 15 of her 20 points in the 4th quarter vs. Phoenix on Aug. 30; for the year, she was

2nd in the WNBA in 4th-quarter points (129, on 58.2% shooting)... Dealt six assists Aug. 19 vs. Dallas while becoming the fourth rookie in Lynx history to make 5+ treys in a game (Lennox, Wright, Moore)... Poured in a season-high 29 points Aug. 9 vs. Los Angeles.

### INTERNATIONAL-

Won a silver medal at the 2017 FIBA U19 World Cup in Italy, tallying 9.0 ppg, 3.0 rpg and 3.7 apg in seven contests...Member of the gold-medal-winning entry (as a 17-year-old) at the 2015 FIBA U19 World Championship in Russia.

### COLLEGE-

Two- time AAC first-team selection (2019,2020)...three-time AAC All-Tournament Team (2020, 2019, 2018).. 2019 NCAA Regional All-Tournament Team...2017 AAC All-Freshman team...finished four-year career at Connecticut with 1,480 points and 599 assists – the fifth most in the UConn women's basketball history... Ranked 31st in the NCAA in 3-point shooting at 41.0%... her 239 career threes ranks ninth in UConn history... Huskies went 136-8 during her UConn career and made the Final Four in each of her first three seasons.

### PERSONAL-

Born on May 11, 1998. Daughter of Chris and Davonna Dangerfield ... Has two older siblings, Komar and Brooke ... Both parents served in the U.S. Army.

### CAREER TRANSACTIONS-

Selected by Minnesota in the 2nd round (16th overall) of the 2020 WNBA Draft on Apr. 17... Signed by Minnesota on Apr. 22, 2020...Signed by the Indiana Fever on May 6, 2022...Signed by the New York Liberty on May 21, June 9, and July 3, 2022 (rest-of-season contract)... Acquired by the Dallas Wings in a three-team trade prior to the 2023 season.



## CRYSTAL DANGERFIELD | GUARD



SEASON	TEAM	G	GS	MPG	FG%	3P%	FT%	OREB	DREB	RPG	APG	SPG	BPG	TO	PF	PPG
2020	MIN	21	19	30.0	47.1	33.3	92.2	0.2	1.7	2.0	3.6	0.9	0.0	2.5	1.5	16.2
2021	MIN	31	10	20.1	38.8	35.9	85.7	0.3	1.7	2.0	2.8	0.7	0.1	1.4	1.9	7.7
2022	IND	3	27	16.3	42.9	33.3	100	0.3	0.7	1.0	3.3	0.0	0.7	1.0	0.3	6.0
2022	NYL	30	27	22.1	39.5	32.3	70	0.4	1.7	2.1	2.5	0.6	0.1	0.9	1.4	5.4
Career		85	83	23.1	42.4	33.9	85.7	0.3	1.7	2.0	2.9	0.7	0.1	1.5	1.6	8.9

SEASON	TEAM	G	GS	MIN	FGM-A	3PM-A	FTM-A	OREB	DREB	REB	AST	STL	BLK	TO	PF	PTS
2020	MIN	21	19	629	124-263	34-102	59-64	5	36	41	75	18	1	53	31	341
2021	MIN	31	10	623	87-224	28-78	36-42	8	53	61	88	21	2	43	58	238
2022	IND	3	0	49	6-14	2-6	4-4	1	2	3	10	0	2	3	1	18
2022	NYL	30	27	662	60-152	21-65	21-30	13	50	63	75	18	2	28	42	162
Career		85	56	1963	227-653	85-251	120-140	27	141	168	248	57	7	127	132	759



# 12 | VERONICA BURTON

**POSITION:** Guard  
**HEIGHT/WEIGHT:** 5-9  
**YEARS PRO:** 1 YR  
**COLLEGE:** Northwestern  
**BIRTH DATE:** 2/14/1997  
**PLACE:** Newton, MA



	2022 HIGHS	CAREER HIGHS
PTS	15 vs. NYL 8/10	15 vs. NYL 8/10
FGM	4 (2x) last vs. NYL 8/10	4 (2x) last vs. NYL 8/10
FGA	9 at MIN 6/28	9 at MIN 6/28
3FGM	3 vs. NYL 8/10	3 vs. NYL 8/10
3FGA	4 (2x) last vs. NYL 8/10	4 (2x) last vs. NYL 8/10
FTM	4 (3x) vs. NYL last 8/10	4 (3x) vs. NYL last 8/10
FTA	4 (3x) vs. NYL last 8/10	4 (3x) vs. NYL last 8/10
OR	3 (2x) last at ATL 6/21	3 (2x) last at ATL 6/21
DR	3 (3x) at LAS 8/14	3 (3x) at LAS 8/14
TR	6 vs. ATL 5/7	6 vs. ATL 5/7
AST	9 at CHI 9/2	9 at CHI 9/2
STLS	3 (5x) last at PHO 8/12	3 (5x) last at PHO 8/12
BLKS	1 (11x) at LAS 8/14	1 (11x) at LAS 8/14
MIN	30:11 vs. LVA 8/4	30:11 vs. LVA 8/4

### 2022-

Veronica Burton appeared in 36 games for the Wings in 2022, making six starts where she averaged 2.6 points, 1.5 rebounds, 1.9 assists and 0.9 steals during the regular season. Her steals were the third highest by a rookie in 2022. Burton started all three of the Wings playoff games in 2022, averaging 6.3 points, 2.7 rebounds, 3.3 assists and 2 steals.

### COLLEGE-

2021-22: Team captain ... Led the team with 22 points and six assists in the season-opening win over UIC, her second-straight year scoring over 20 in the season opener (11/10) ... Paced Northwestern with 20 points, five steals, seven assists and four 3-pointers against UCSB (11/14) ... Scored a career-high 32 points, and tallied five rebounds, four assists, three blocks, and two steals in win over Clemson (12/2)...Tallied 26 points, six steals, six rebounds and three assists at Purdue (2/4) ... Recorded 22 points, eight assists, four steals and three rebounds at Penn State (2/6) ... Broke 20 points for the third straight game with 27, while adding seven assists, four steals, four blocks and four rebounds at Minnesota (2/11) ... Notched a double-double with 13 points and 13 assists in the win over No. 4 Michigan (2/13) ... Set a new career high with nine steals while adding 13 points and 14 assists at Illinois (2/20). Two-time-Big Ten Defensive Player of the Year ('20 and '21)... All-Big Ten First Team by coaches and the media (2021)...First in the Big Ten in steals (100), second in assist-to-turnover ratio (2.4), fourth in assists (152) and free throw percentage (.793)(2020)...First in the Big Ten in steals (81), second in assist-to-turnover ratio (2.4), and tied for sixteenth in assists per game (3.6) (2019).

### HIGH SCHOOL/AAU-

Four-year varsity team member... Two-year team captain... Over 1,200 career points through her junior year... Averaged 20 points, 10 rebounds, 5.7 assists, and 3.6 steals per game last season... Named First-Team All-State by USA Today... Boston Globe Player of the Year... Boston Herald Dream Team honoree... Dual County League MVP as freshman, sophomore, and junior... 18-5 team record and advanced to D1 state semi-finals junior year... Scored a career high 41 points against Cambridge Rindge and Latin... Played six years for AAU team Bay State Jaguars... Champions of National Showcase in Orlando... Two-time Nike Nationals finalists in Washington, D.C.... Semi-finalists at Boo Williams Nike Invitational.

### PERSONAL-

Born Veronica Grace Burton... Parents are Steve and Ginni Burton... Father played quarterback at Northwestern... Mother was an All-American and Big Ten Champion in swimming for the Wildcats... Grandfather, Ron Burton, also played football at Northwestern and is an NCAA and NU Hall of Fame member... Brother, Austin, is currently a quarterback at UCLA... Three uncles also all played football at NU... Uncle, Paul Burton, was teammate of Pat Fitzgerald... Sister, Kendall, played basketball for Villanova... Sister, Kayla, was a member of the basketball team at Le-high... Member of Honor Roll in high school.

### CAREER TRANSACTIONS-

Drafted 7th overall by the Dallas Wings during the 2022 WNBA Draft.



## VERONICA BURTON | GUARD



SEASON	TEAM	G	GS	MPG	FG%	3P%	FT%	OREB	DREB	RPG	APG	SPG	BPG	TO	PF	PPG
2022	DAL	36	6	15.2	32.9	27.9	100	0.5	1.0	1.5	1.9	0.9	0.3	1.0	1.4	2.6
Career		36	6	15.2	32.9	27.9	100	0.5	1.0	1.5	1.9	0.9	0.3	1.0	1.4	2.6

SEASON	TEAM	G	GS	MIN	FGM-A	3PM-A	FTM-A	OREB	DREB	REB	AST	STL	BLK	TO	PF	PTS
2022	DAL	36	6	548	25-76	12-43	32-32	17	36	53	68	34	11	35	51	94
Career		36	6	548	25-76	12-43	32-32	17	36	53	68	34	11	35	51	94



# 20 | MADDY SIEGRIST

**POSITION:** Forward  
**HEIGHT/WEIGHT:** 6-2/175  
**YEARS PRO:** Rookie  
**COLLEGE:** Villanova  
**BIRTH DATE:** 5/22/2000  
**PLACE:** Poughkeepsie, NY



### COLLEGE-

Maddy Siegrist, a four-year starter at Villanova University, led the nation in scoring this year with 29.2 points per game. The three-time USBWA All-American and 2023 AP First-Team member became just the fifth player in Division I women’s basketball history to score 1,000 points in a single season and became the first Division 1 player, male or female, to record 37 consecutive 20-point games this past season, which breaks the previous record held Kelsey Plum. This past season she recorded 1,081 points, which are the second-most points ever recorded in Division I women’s basketball, only trailing Plum (1,109 points). She was a two-time Big East Player of the Year (2022 & 2023), four-time All-Big East First Team selection and 17-time Big East Player of the Week, which are the most selections in Big East history. She finished her college with 2,896 points, which places her as the program’s all-time leading scorer as well as finishing as the Big East’s all-time leading scorer, for men and women, while finishing second in school history with 1,102 career rebounds. She recorded her career high in points this past season as she poured in 50 points (2/11/23 vs. Seton Hall) on 20-26 shooting, which set Villanova and Big East records for most points and

field goals in a single game. Siegrist was named the 2023 Katrina McClain Award winner, as the best power forward in the country. The former Wildcat, who also won the Big East Freshman of the Year in 2019, averaged 24.3 points and 9.3 rebounds throughout her four-year career where she started 116 of the 119 games she appeared in and also recorded 55 double-doubles in her four-year career.

### HIGH SCHOOL-

Siegrist attended Our Lady of Lourdes where she was named the Poughkeepsie Journal Player of the Year in 2017 and 2018...Three-time All-Section honoree...Three-time All-League selection...Named All-State twice...Earned four varsity letters...Averaged 32.7 points per game and 13.1 rebounds per contest as a senior...Tallied six 40-point games as a senior...Career highs included 45 points and 22 rebounds.

### CAREER TRANSACTIONS-

Drafted 3rd overall by the Dallas Wings during the 2023 WNBA Draft.





# 23 | JASMINE DICKEY

**POSITION:** Guard  
**HEIGHT/WEIGHT:** 5'9/147  
**YEARS PRO:** 1 YR  
**COLLEGE:** Delaware  
**BIRTH DATE:** 2/23/2000  
**PLACE:** Baltimore, MD



	2022 HIGHS	CAREER HIGHS
PTS	5 (2x) last at MIN 6/28	5 (2x) last at MIN 6/28
FGM	2 (2x) last at MIN 6/28	2 (2x) last at MIN 6/28
FGA	10 at MIN 6/28	10 at MIN 6/28
3FGM	1 vs. LVA 6/15	1 vs. LVA 6/15
3FGA	1(4x) last at CHI 8/2	1(4x) last at CHI 8/2
FTM	2 vs. SEA 6/10	2 vs. SEA 6/10
FTA	2 (4x) last vs. NYL 8/8	2 (4x) last vs. NYL 8/8
OR	1 (6x) last at CHI 8/2	1 (6x) last at CHI 8/2
DR	2 (2x) at MIN 6/28	2 (2x) at MIN 6/28
TR	3 (2x) at MIN 6/28	3 (2x) at MIN 6/28
AST	1 (2x) last vs. IND 6/23	1 (2x) last vs. IND 6/23
STLS	1 (5x) last at CHI 8/2	1 (5x) last at CHI 8/2
BLKS	1 vs. SEA 6/12	1 vs. SEA 6/12
MIN	17:03 at MIN 6/28/22	17:03 at MIN 6/28/22

**2022-**

Appeared in 20 games for Dallas in 2022.

2022... was a two-time selection to the CAA All-Defensive Team and was selected to the CAA All-Rookie team in 2019.

**COLLEGE-**

At Delaware, Dickey was twice named the CAA Player of the Year (2021, 2022) and was an AP Honorable Mention All-American in

**CAREER TRANSACTIONS-**

Dickey was selected by the Wings with the 30th overall selection in the 2022 WNBA Draft



SEASON	TEAM	G	GS	MPG	FG%	3P%	FT%	OREB	DREB	RPG	APG	SPG	BPG	TO	PF	PPG
2022	DAL	20	0	4.7	21.2	25	66.7	0.3	0.3	0.6	0.1	0.2	0.1	0.3	0.5	1.1
Career		20	0	4.7	21.2	25	66.7	0.3	0.3	0.6	0.1	0.2	0.1	0.3	0.5	1.1

SEASON	TEAM	G	GS	MIN	FGM-A	3PM-A	FTM-A	OREB	DREB	REB	AST	STL	BLK	TO	PF	PTS
2022	DAL	20	0	93	7-33	1-4	6-9	6	6	12	2	4	1	5	9	21
Career		20	0	93	7-33	1-4	6-9	6	6	12	2	4	1	5	9	21



# 24 | ARIKE OGUNBOWALE

**POSITION:** Guard  
**HEIGHT/WEIGHT:** 5-8/165  
**YEARS PRO:** 4 YRS  
**COLLEGE:** Notre Dame  
**BIRTH DATE:** 3/2/1997  
**PLACE:** Milwaukee, WI



	2021 HIGHS	CAREER HIGHS
PTS	30 vs. WAS 6/26	39 vs. WAS 9/6
FGM	10 (2x) last vs. WAS 6/26	13 (3x) last vs. CHI 9/11
FGA	24 vs. PHX 5/29	28 at CHI 8/29/19
3FGM	4 (4x) last vs. WAS 6/26	6 at PHX 8/16
3FGA	10 vs. PHX 5/29	14 at LVA 6/22
FTM	9 at NYL 5/25	12 vs. WAS 8/12
FTA	10 at NYL 5/25	16 at PHX 8/10
OR	4 at PHX 5/29	2 (5x) last at MIN 8/19
DR	6 vs. SEA 5/22	5 (4x) last at NYL 9/13/20
TR	7 vs. SEA 5/22	7 at PHX 7/17
AST	9 at WAS 8/26	9 (2x) last at WAS 8/26
STLS	5 vs. WAS 6/26	5 vs. WAS 6/26
BLKS	1 (3x) last vs. LAS 6/19	1 vs. LAS 7/9
MIN	40 at SEA 6/4	42 vs. WAS 8/21

**2022-**  
Ogunbowale appeared in 30 games for the Wings in 2022, scoring 19.7 points, 3.3 rebounds, and 3.6 assists... She finished the 2022 season tied third in the whole league in scoring... She was named a WNBA All-Star for the second time in her career.

**2021-**  
Scored 17 in just 20 mins at LAS on 5-14...scored 20 in back to back games, dropping 28 vs SEA 5/22 and 24 at NYL 5/25....scored 24 points, including a go-ahead 3 with .7 seconds, at SEA 6/6....netted her ninth career 30-point game vs WAS 6/26...led the team in assists with 104... holds the fifth spot in WNBA history with a 65 consecutive double-digit scoring streak...became the third fastest player to 1500 points in her 74th career game at NYL 7/5...dropped 26 points and tied a career high with nine assists at WAS 8/26...netted 23 points at LVA 9/13.

**2020-**  
Dropped 26 vs CHI 8/26...set a new career high with 3 steals vs CON 8/6...set a season high in points, 3PM and Rebounds vs PHX 8/16... scored a career high 39 points in a OT win against WAS 9/6...scored 38 vs CHI 9/11...led the WNBA in scoring and had four 30 point games in back to back years

**2019-**  
Led the team in scoring and her 630 points is 3rd in WNBA history in rookie points...Grabbed a career high 7 boards versus the Sparks on 7/18... Hit 11 FTs agaisnt PHX 8/11, a career high...Scored 20 or more in 18 games this season...scored back to back 20 point games 6/22 and 6/26, the first Wings Rookie to do so in 5 years...had a career high six REB at CHI 7/7...scored a career high 35 points vs Los Angeles 8/14...scored 30 or more points in four straight games, tying Maya Moore's WNBA record. 2019 WNBA All Rookie team.

**COLLEGE-**  
Ogunbowale was a four-year letter winner at Notre Dame and passed Dallas' own Skylar Diggins-Smith this season to become the program's all-time leading scorer (2,626 points). Started every game her senior and junior year. The 2018 and 2019 All-American was All-ACC First-Team in the same years. The 5-foot-8 guard's late game heroics helped Notre Dame take home the National Championship in 2018 and she was a finalist for the Wade Trophy, Drysdale Award and Staley Award during the 2019 season. Ogunbowale averaged 17.6 points per game, 2.4 assists per game

and shot 44 percent from the field during her time in South Bend. The Milwaukee, Wisconsin product's 31 total points against Baylor in this year's championship game were the second most points in championship game history. Ogunbowale is one of 18 players from Notre Dame that have been selected in the WNBA Draft and the third by the Wings organization. Her 21.8 points per game average this season were twelfth best in the NCAA her senior year. Other collegiate career honors: 2017-18: Ann Meyers Drysdale Award Top-5 Finalist. WBCA All-American // AP Second Team All-American // USBWA Second Team All-American // USA Today Second Team All-American // espnW Second Team All-American. Final Four Most Outstanding Player. ACC Mary Garber Award - Top Female Athlete of the Year. Spokane All-Regional Team and MVP. Naismith Trophy Semifinalist. Wooden Award National Ballot. WBCA Wade Trophy Watch List. All-ACC Tournament First Team. One-time ACC Player of the Week. Gulf Coast Showcase All-Tournament Team. 2016-17: Naismith Trophy Top-30. NCAA Regional Most Outstanding Performer. NCAA All-Regional Team. WBCA All-Region Team. ACC All-Tournament First-Team. EspnW National Player of the Week (11/21/16). Preseason WNIT Tournament MVP. ACC Player of the Week (11/14/16). Naismith Trophy Watch List. 2015-16: ACC All-Freshman Team (Blue Ribbon & Coaches). ACC All-Academic Team. ACC Rookie of the Week (12/14/15).

**HIGH SCHOOL-**  
Graduated from Divine Savior Holy Angels High School in Milwaukee, Wisconsin... Career per-game statistical averages of 22.2 points, 9.6 rebounds, 3.5 assists and 2.2 steals with .544 field-goal percentage and .389 three-point percentage... Scored 2,240 points in her career, good for sixth on Wisconsin all-time scoring list... As a senior in 2014-15, averaged 27.2 points (second in state), 9.2 rebounds, 2.8 assists and 2.5 steals per game with three double-doubles, pacing DSHA to a 25-2 record, Wisconsin Interscholastic Athletic Association (WIAA) Division I state championship and Greater Metro Conference title... Scored 763 total points, tying for seventh-highest single-season performance in state history... Posted eight 30-point games, including a school-record 55 points in state semifinal win over Middleton... As a junior, averaged 22.7 points, 12.3 rebounds, 3.8 assists and 2.8 steals per game with 19 double-doubles while leading her team to a 20-5 record and Greater Metro Conference title... As a sophomore, paced Divine Savior Holy Angels to a 21-4 record and a spot in WIAA Division I sectional semifinals as well as a runner-up finish in the Greater Metro Conference.





# ARIKE OGUNBOWALE | GUARD

## ACCOLADES

2019 WNBA ROOKIE OF THE YEAR RUNNER-UP  
 2019 WNBA ALL-ROOKIE TEAM  
 2020 ALL-WNBA FIRST TEAM  
 2020 WNBA SCORING LEADER  
 2021 WNBA ALL-STAR MVP  
 2021 ALL-WNBA SECOND TEAM  
 Shares WNBA Consecutive 30-point game record with Maya Moore (4)

## PERSONAL

First name means “something that you see and you cherish” in her father’s native Nigeria... Daughter of Yolanda and Gregory

Ogunbowale. Youngest of three children... Older brother, Dare, was a running back at the University of Wisconsin... Mother, Yolanda, was a softball pitcher at DePaul University... Father, Gregory, played soccer and rugby and later served in Nigerian Army... An extremely gifted soccer player in her youth, winning four Wisconsin State Cup championships during her club soccer days with Lake Country United (2010-12) and FC Milwaukee (2009)... Was member of high school’s Sister of Culture Club and Student-Athlete Advisory Council.

## CAREER TRANSACTIONS

Selected No. 5 overall by the Wings in the 2019 WNBA Draft. Signed an extension with the Dallas Wings prior to the 2022 season.



SEASON	TEAM	G	GS	MPG	FG%	3P%	FT%	OREB	DREB	RPG	APG	SPG	BPG	TO	PF	PPG
2019	DAL	33	28	32.1	38.8	35.2	81.5	0.6	1.8	2.4	3.2	1.1	0.0	2.1	2.6	19.1
2020	DAL	22	22	34.0	41.2	33.6	85.6	0.5	2.3	2.8	3.4	1.6	0.0	2.1	2.4	22.8
2021	DAL	32	32	31.3	38.3	37.6	86.4	0.7	2.5	3.2	3.3	1.2	0.0	2.1	2.3	18.7
	DAL	30	30	31.4	40	35.2	79.8	0.6	2.7	3.3	3.6	1.5	0.1	1.8	2.2	19.7
Career		87	82	32.3	39.3	35.7	84.2	0.6	2.2	2.8	3.3	1.2	0.0	2.1	2.4	19.9

SEASON	TEAM	G	GS	MIN	FGM-A	3PM-A	FTM-A	OREB	DREB	REB	AST	STL	BLK	TO	PF	PTS
2019	DAL	33	28	1059	214-551	57 - 162	145 - 178	20	60	80	106	35	1	68	85	630
2020	DAL	22	22	748	173-420	48 - 143	107 - 125	10	51	61	75	34	0	45	53	501
2021	DAL	32	32	1003	199-520	80 - 213	121 - 140	23	80	103	104	37	0	68	72	599
	DAL	30	30	941	204-510	83-236	99-124	18	80	98	108	45	3	54	65	590
Career		87	82	2810	586-1491	185 - 518	373 - 443	53	191	244	285	106	1	181	210	1730



# 28 | AWAK KUIER

**POSITION:** Forward  
**HEIGHT:** 6-5/168  
**YEARS PRO:** 2  
**BIRTH DATE:** 8/19/2001  
**PLACE:** Cairo, Egypt (Finnish)

	2022 HIGHS	CAREER HIGHS
PTS	9 vs. SEA 6/10	10 vs. CON 9/7/2021
FGM	4 vs. SEA 6/10	4 4 vs. SEA 6/10/22
FGA	8 vs. IND 6/23	10 at WAS 8/26/2021
3FGM	1 (4x) last at ATL 6/30	2 vs. CON 8/7/2021
3FGA	3 vs. IND 6/23	4 at WAS 8/26/21
FTM	3 (2x) last vs. NYL 8/10	3 last vs. NYL 8/10/22
FTA	8 at MIN 6/28	8 at MIN 6/28/22
OR	4 vs. LVA 6/15	4 vs. LVA 6/15/22
DR	5 vs. LVA 6/15	5 last vs. LVA 6/15/22
TR	9 vs. LVA 6/15	9 vs. LVA 6/15/22
AST	3 vs. LVA 6/15	3 vs. LVA 6/15/22
STLS	3 at ATL 7/30	3 at ATL 7/30/22
BLKS	3 vs. IND 6/23	5 vs. CON 8/7/2021
MIN	25:47 vs. IND 6/23	25:47 vs. IND 6/23



**2022-**  
Kuier appeared in 33 games for Dallas in 2022, averaging 2.8 points, 2.5 rebounds and 0.9 blocks... On June 10, 2022, Kuier became just the 8th woman to dunk in a WNBA game when she finished a breakaway against Seattle.

**2021-**  
Made her WNBA debut 5/27 at Atlanta...set a then career-high with nine points at WAS 8/26...made her first career WNBA three at WAS 8/26... netted a career high 10 points and 8 rebounds vs CON 9/7.

**INTERNATIONAL-**  
Product of NBA Academy program and member of Finland’s National Team program. Has dual citizenship in Finland and Egypt ... at age 15, dunked at

an NBA Basketball Without Borders camp in New Orleans during NBA All-Star. In Aug. 2018 dunked in the BWB Europe All-Star Game. First played high school ball in Kotka section of southern Finland, then for Helsinki Basketball Academy’s HBA Marsky. First pro experience came in summer 2020 with Virtus Eirene Ragusa of Sicily in the Italian Serie A.

**PERSONAL-**  
Kuier is the second Finnish player to ever be drafted to the WNBA and the first to ever play in a WNBA game.

**CAREER TRANSACTION-**  
Drafted with the second overall pick by the Dallas Wings in the 2021 WNBA draft.





## AWAK KUIER | FORWARD

SEASON	TEAM	G	GS	MPG	FG%	3P%	FT%	OREB	DREB	RPG	APG	SPG	BPG	TO	PF	PPG
2021	DAL	16	0	8.9	30.8	16.7	78.6	0.6	1.9	2.4	0.6	0.3	0.8	1.0	0.6	2.4
2022	DAL	33	0	12.6	39.5	19.0	61.3	0.7	1.8	2.5	0.9	0.4	0.9	0.6	0.8	2.8
Career		49	0	11.4	36.8	17.9	66.7	0.7	1.8	2.5	0.8	0.4	0.8	0.7	0.7	2.6

SEASON	TEAM	G	GS	MIN	FGM-A	3PM-A	FTM-A	OREB	DREB	REB	AST	STL	BLK	TO	PF	PTS
2021	DAL	16	0	142	12 - 39	3 - 18	11 - 14	9	30	39	9	5	12	16	10	38
2022	DAL	33	0	416	34 - 86	4 - 21	19 - 31	24	59	83	29	13	29	19	26	91
Career		49	0	558	46 - 125	7 - 39	30 - 45	33	89	122	38	18	41	35	36	129



# 88 | DIAMOND DESHIELDS

**POSITION:** Guard  
**HEIGHT/WEIGHT:** 6'1/172  
**YEARS PRO:** 5 YRS  
**COLLEGE:** Tennessee  
**BIRTH DATE:** 3/5/1995  
**PLACE:** West Palm Beach, FL

	2022 HIGHS	CAREER HIGHS
PTS	25 at PHO 8/6	30 (2x) last vs IND 9/19/21
FGM	10 at PHO 8/6	11 last at CON 9/6/19
FGA	27 at ATL 5/29	27 at ATL 5/29/22
3FGM	2 (5x) last vs DAL 8/12	5 last vs PHO CHI 6/11/19
3FGA	7 at PHO 6/3	10 vs. LVA 8/18/19
FTM	8 at DAL 6/25	13 vs. IND 9/19/21
FTA	10 at PHO 6/10	16 vs. IND 9/19/21
OR	3 vs. PHO 7/2	4 at WAS 6/5/19
DR	8 at DAL 6/25	12 at ATL 8/3/19
TR	10 at DAL 6/25	12 at ATL 8/3/19
AST	10 at PHO 8/10	10 at PHO 8/10/22
STLS	5 at ATL 5/29	5 at ATL 5/29/22
BLKS	3 at PHO 6/10	3 at PHO 6/10/22
MIN	35:53 at ATL 5/29	43:46 vs. LAS 5/30/21



### 2022

DeShields averaged 13.1 points, 3.8 rebounds, and 2.2 assists in 2022 with Phoenix.

### 2021-

Member of the 2021 Chicago Sky team that won the WNBA Championship.

### 2020-

Led SkyTakesAction social justice initiative in Chicago while competing in WNBA Bubble

### 2019-

Sky's leading scorer, recording career-highs in PPG (16.2), RPG (5.5) and APG (2.4)... Surpassed the 20-point mark a total of 11 times; nine times in regular season play and in both of the Sky's playoff appearances... Started in all 34 regular season competitions for the Sky... Celebrated her 1,000th WNBA career point in her sophomore season when she poured in a career-high 30 points on Sept. 6 against the Connecticut Sun at Mohegan Sun Arena... Led the WNBA in fast-break points per game with 3.8... Finished 8th in scoring in the WNBA... Scored in double-figures in 30 of 34 games, including last 24 consecutive games of the season... Beat Connecticut's Jonquel Jones to win Skills Competition at the 2019 WNBA All-Star Game

### 2018-

In her first season in the WNBA, she averaged 14.4 points per game while starting in 33 of 34 games played... Was named to the All-Rookie Team... Ranked second on the team in points per game (14.4) and rebounds per game (4.9)... Made history when she poured in a career-high 28 points, the highest-scoring regulation performance by a rookie in franchise history

### INTERNATIONAL-

Though DeShields graduated with her bachelor's degree after her second season at Tennessee, she retained a year of eligibility for college basketball. After initially announcing she would return for the 2017-18 season, she opted to leave Tennessee to play professionally in Turkey. DeShields signed with Çukurova Basketbol of the Turkish

Super League, where she averaged 17.4 points, 6.4 rebounds, and 3.8 assists per game.

### COLLEGE-

DeShields played guard for the North Carolina Tar Heelsher freshman year where she set an Atlantic Coast Conference record for points scored by a freshman with 648. After her freshman year, DeShields transferred University of Tennessee, where she played for the Tennessee Lady Volunteers for two years after sitting out for the season after her transfer. In the 2016-17 season, DeShields led the Lady Vols with 17.4 points per game and was chosen to the All-Southeastern Conference's first team.

### PERSONAL-

Diamond DeShields (born March 5, 1995) is a guard for the Chicago Sky. She played college basketball at Tennessee. She is the daughter of Tisha and Delino DeShields. She has two brothers, Delino Jr. and D'Angelo, and two sisters, Denim and Delaney. Her mother was an All-American track & field athlete (heptathlon, 1991) at Tennessee. Her father played 13 years of Major League Baseball with stints in Montreal, LA (Dodgers), St. Louis, Baltimore and Chicago (Cubs). Her brother, Delino, Jr., was selected by the Houston Astros with the No. 8 overall pick in the 2010 MLB draft.

### CAREER TRANSACTIONS-

Selected by the Chicago Sky in the first round (3rd overall) of the 2018 WNBA Draft...Traded to the Phoenix Mercury in 2022... Acquired by the Wings via trade prior to the 2023 season.



# DIAMOND DESHIELDS | GUARD



SEASON	TEAM	G	GS	MPG	FG%	3P%	FT%	OREB	DREB	RPG	APG	SPG	BPG	TO	PF	PPG
2018	CHI	34	33	28.4	42.5	32.8	83.6	1.1	3.8	4.9	2.2	1.1	0.3	2.1	2.2	14.4
2019	CHI	34	34	30.2	39.9	31.6	83.6	0.9	4.6	5.5	2.4	1.3	0.4	2.2	2.7	16.2
2020	CHI	13	0	17.2	43.4	16.7	77.8	0.2	1.5	1.8	1.5	0.9	0.1	2.3	2.1	6.8
2021	CHI	32	22	26.9	39.3	30.0	82.0	0.4	3.1	3.5	2.3	1.2	0.4	1.9	3.2	11.3
2022	PHO	30	19	25.3	38.8	23.6	76.5	0.6	3.2	3.8	2.2	1.0	0.5	2.3	3.3	13.1
Career		143	108	26.8	40.3	29.6	81.5	0.7	3.5	4.2	2.2	1.1	0.4	2.1	2.8	13.2

SEASON	TEAM	G	GS	MIN	FGM-A	3PM-A	FTM-A	OREB	DREB	REB	AST	STL	BLK	TO	PF	PTS
2018	CHI	34	33	967	166-391	40-122	117-140	37	130	167	74	37	10	70	74	489
2019	CHI	34	34	1027	192-481	50-158	117-140	29	158	187	82	43	14	74	92	551
2020	CHI	13	0	224	36-83	3-18	14-18	3	20	23	20	12	1	30	27	89
2021	CHI	32	22	860	123-313	24-80	91-111	13	99	112	75	38	12	60	101	361
2022	PHO	30	19	760	142-366	21-89	88-115	18	97	115	67	30	15	70	99	393
Career		143	108	3838	659-1634	138-467	427-524	100	504	604	318	160	52	304	393	1883



# 2022 SEASON RECAP





### **That's a lot of points...**

Arike Ogunbowale became the third-quickest player to reach 1,000 career points in WNBA history and then the third-fastest player to reach 1,500 at the New York Liberty on 7/5/21.

Against the Phoenix Mercury on 6/17/22, Ogunbowale became the fifth-fastest player in WNBA history to reach 2000 points (102 games). Her 12 30-point games are also the most in the WNBA since she entered the league in 2019.

### **FEWEST GAMES TO REACH 2,000 POINTS**

Cynthia Cooper 90

Seimone Augustus 93

Elena Delle Donne 98

Breanna Stewart 100

**Arike Ogunbowale 102**

A'ja Wilson 104

Cappie Pondexter 104

Diana Taurasi 104

### **Swish and Dish**

In 2021, Arike Ogunbowale was one of just three players in the WNBA that led her team in both points (599) and assists (104). Ogunbowale also led the Wings scoring effort in 16 of the team's 32 games and in assists 12 times last season.

### **Dynamic Duos**

Dallas' roster this year consists of two sets of college teammates. Coincidentally, all of them won championships together during their collegiate careers. Ogunbowale and guard Marina Mabrey became the first college duo on the same WNBA team to both score 25 points in the same game against Seattle on May 22, 2021.

Arike Ogunbowale/Marina Mabrey, Notre Dame, '15-'19

Allisha Gray/Tyasha Harris, South Carolina, '16-'17

### **All the Way Back...**

The Dallas Wings came back from down fifteen to hand the Washington Mystics their first loss of the season on May 13, the longest comeback win for the franchise since 2016.

### **...Don't Tell Me the Odds**

Against the Indiana Fever on 8/6, the Wings trailed by 20 and came back to win 95-91, the largest comeback win in franchise history and just the 26th time in WNBA history that a team has overcome a 20 point or more deficit.

### **Check, Check and Check**

Arike Ogunbowale scored 37 points, a 2022 league-high, in the Valley against the Mercury on 5/19, her 11th 30-point game. Ogunbowale was assisted by guard Marina Mabrey, who recorded her first career double-double with 13 points and a career-high 10 assists. Ogunbowale also tied Diana Taurasi as the third-fastest player to 200 made threes, doing so in 92 games.

### **Put Me In, Coach...**

Dallas became the first team during the 2022 WNBA season to play all 12 players and had 10 different players score vs Minnesota on 5/21. In addition, not a single player played 30 minutes or more.

### **We Are Ready to Play.**

As a team, Dallas grabbed 39 rebounds 5/21 vs Minnesota despite not a single player having more than 5, the second most team rebounds in WNBA history without a single player having more than five rebounds.

### **All For Dallas!**

On 5/25, the Dallas Wings and Dallas Mavericks combined for 68 points in the third quarter, the most points scored by an NBA and WNBA team from the same metropolitan area in the same night in a third quarter, and second most in any quarter.



### Making the Storm a Drizzle

The Wings held the Seattle Storm to a Dallas franchise-low 51 points in Seattle 6/3. It is the least amount of points the Storm has scored since 2012, and the least amount of points scored by a team in Climate Pledge Arena.

### R.E.B. - Retrieving Every Board

Against the Las Vegas Aces on 6/5, the Dallas Wings grabbed a season-high 50 rebounds, the first time the team has grabbed 50 boards since 2018. The team was led by Kayla Thornton, who grabbed a career-high 15 rebounds. Satou Sabally also aided the cause, recording her second straight double-double with 11 points and 10 rebounds. It was the first time since 2016 that the Wings had a player with at least 15 rebounds and another player with double-digit boards in the same game.

### Building (Around) an Arc

Dallas had three guards in the top-20 in made threes, as Arike Ogunbowale, Alisha Gray and Marina Mabrey consistently drained shots from beyond the arc. Gray also finished in the top-20 in three-point percentage, as she was efficient from deep this season.

Player	3PM	Rank
<b>Arike Ogunbowale</b>	<b>83</b>	<b>t-5th</b>
Alisha Gray	64	12th
Marina Mabrey	61	13th

Player	3P%	Rank
Alisha Gray	40.8	7th

### Making Sparks Fly

The Dallas Wings had three guards record 20 or more points for the first time in franchise history versus the Los Angeles Sparks on 6/19. Arike Ogunbowale (27), Marina Mabrey (21) and Alisha Gray (20), not only made at least three shots from beyond the arc each, but also pushed the pace, helping the Wings score a season-high 35 fastbreak points after not having more than 20 in a game this season.

### WINGS LEAGUE LEADERS - PLAYERS

#### Points Per Game

1. Breanna Stewart SEA 21.8
2. Kelsey Plum LVA 20.2
3. Skylar Diggins-Smith PHO 19.7
4. Arike Ogunbowale DAL 19.7
5. A'ja Wilson LVA 19.5

### Wire-to-Wire

The Wings dominated from the tip versus the Indiana Fever on 6/23 for the team's largest margin of victory in 2022 (26 points), and the first win of the season where they never trailed. All 11 active players played at least five minutes, and 10 different players scored, as the Wings put up a season-high tying 94 points.

### 30 for 24

Wings guard Arike Ogunbowale has recorded 12 games of 30 or more points since entering the WNBA in 2019, the most of any player. She has scored 30 or more points twice this season, once at Phoenix on 5/19 (37) and at Minnesota on 7/14 (32).

### Lockdown Lish

At Phoenix on 3/19, the party continued as Gray recorded a career-high five blocks (most blocks by a guard in franchise history) and the team as a whole rejected eight shots, the most this season. Gray finished in the top five among guards with 24 blocks. Gray has also recorded a career-high in rebounds (159), blocks (24) and has swiped 37 steals.





### **Even T is Bigger in Texas**

Wings Center Teaira McCowan recorded five straight double-doubles from July 28 to August 6. During that stretch, the Texas native averaged 19.8 points and 13.4 rebounds, and scored a career-high 27 points at College Park Center against Washinton on July 28. Against the Aces on on August 4, she grabbed 10 offensive rebounds, a franchise high, and the most offensive rebounds by a player since 2017. She was named the WNBA Western Conference Player of the Week for the week of August 2nd.

### **Ending on a High Note**

In the Wings final regular season game at the Los Angeles Sparks on August 14, Dallas scored a franchise-high 116 points in a regular duration game, on a franchise-high 65.6% shooting and a season-high in assists (33). The Wings also had 61 points in the first half, a franchise-high, and tied for the ninth highest scoring half in WNBA history.



# 2022 SEASON RECAP - REGULAR SEASON

## 2022 Dallas Wings Results

	RECORD	HOME	ROAD	OT
<b>OVERALL</b>	18-18	8-10	10-8	1-0
<b>WESTERN</b>	9-10	5-5	4-5	0-0
<b>EASTERN</b>	9-8	3-5	6-3	1-0

### BY MONTH - REGULAR SEASON

May	5-4
June	4-7
July	4-5
August	5-2

### WIN-LOSE STREAKS

OVERALL	HOME	ROAD
Win - 5	Win - 3	Win - 3
Loss - 4	Loss - 3	Loss - 2

PLAYER	GP	MIN	PTS	FGM	FGA	FG%	3PM	3PA	3P%	FTM	FTA	FT%	OREB	DREB	REB	AST	STL	BLK
ARIKE OGUNBOWALE	30	31.4	19.7	6.8	17	40	2.8	7.9	35.2	3.3	4.1	79.8	0.6	2.7	3.3	3.6	1.5	0.1
MARINA MABREY	34	28	13.6	5.2	12.5	42	1.8	5.1	35.1	1.4	2.0	68.1	0.6	3.1	3.6	3.7	0.8	0.4
ALLISHA GRAY	33	32.9	13.3	4.4	10.5	42.3	1.9	4.8	40.8	2.5	3.2	79.8	0.9	3.9	4.8	2.5	1.1	0.7
SATOU SABALLY	11	21.7	11.3	3.7	9.4	39.8	0.9	3.9	23.3	2.9	3.2	91.4	0.8	4.0	4.8	2.1	0.5	0.2
TEAIRA MCCOWAN	33	18.9	11.0	4.2	7.0	60.2	0	0	0	2.5	4.2	60%	3.0	4.1	7.0	0.8	0.3	0.7
ISABELLE HARRISON	35	18.4	8.7	3.3	7.1	46.6	0.1	0.1	100	2.1	2.4	86.7	1.4	2.9	4.3	1.3	0.7	0.1
KAYLA THORTON	36	29.2	8.0	2.7	5.7	47.1	0.7	2.1	32.9	1.9	2.3	82.9	1.8	4.1	5.9	1.8	1.1	0.6
TYASHA HARRIS	35	15.8	5.0	2.0	4.7	41.6	0.5	1.6	30.9	0.5	0.7	79.2	0.2	0.7	0.9	2.8	0.4	0.1
AWAK KUIER	33	12.6	2.8	1.0	2.6	39.5	0.1	0.6	19	0.6	0.9	61.3	0.7	1.8	2.5	0.9	0.4	0.9
VERONICA BURTON	36	15.2	2.6	0.7	2.0	32.9	0.3	1.2	27.9	0.9	0.9	100	0.5	1.0	1.5	1.9	0.9	0.3
CHARLI COLLIER	17	4.6	2.0	0.7	1.6	44.4	0	0.1	0	0.6	0.8	71.4	0.2	0.4	0.6	0.1	0.1	0
JASMINE DICKEY	20	4.7	1.1	0.4	1.7	21.2	0.1	0.2	25	0.3	0.5	66.7	0.3	0.3	0.6	0.1	0.2	0.1
MORIAH JEFFERSON	1	4	0	0	0	0	0	0	0	0	0	0	0	0	0	0	0	0

PLAYER	GP	MIN	PTS	FGM	FGA	3PM	3PA	FTM	FTA	OREB	DREB	REB	AST	TOV	STL	BLK	+/-
ARIKE OGUNBOWALE	30	941	590	204	510	83	236	99	124	18	80	98	125	83	28	13	2
MARINA MABREY	34	951	464	178	424	61	174	47	69	20	104	124	108	54	45	3	-2
ALLISHA GRAY	33	1086	439	146	345	64	157	83	104	29	130	159	99	39	13	4	80
TEAIRA MCCOWAN	33	623	362	139	231	0	0	84	140	98	134	232	84	42	37	24	72
ISABELLE HARRISON	35	644	306	116	249	2	2	72	83	48	102	150	68	35	34	11	-29
KAYLA THORTON	36	1050	287	97	206	25	76	68	82	65	146	211	765	42	39	20	-12
TYASHA HARRIS	35	552	174	69	166	17	55	19	24	6	26	32	46	46	26	5	13
SATOU SABALLY	11	239	124	41	103	10	43	32	35	9	44	53	29	19	13	29	-1
VERONICA BURTON	36	548	94	25	76	12	43	32	32	18	36	54	25	56	11	22	38
AWAK KUIER	33	416	91	34	86	4	21	19	31	23	59	82	23	25	5	2	-11
CHARLI COLLIER	17	78	34	12	27	0	2	10	19	4	6	10	2	10	1	0	-53
JASMINE DICKEY	20	93	21	7	33	1	4	6	9	6	6	12	2	5	4	1	-51
MORIAH JEFFERSON	1	4	0	0	0	0	0	0	0	0	0	0	0	0	0	0	-11



# 2022 SEASON RECAP - GAME RESULTS

## 2021 GAME-BY-GAME RESULTS

Date	Opponent		Final	Home	Road	Total	High Scoring	High Rebounds	High Assists	Opponent Scoring	Atten.
May 7	Atlanta	L	66-59	0-1	0-0	0-1	Mabry-20	Gray-9	Gray-2 Harrison-2 Burton-2	Howard-16	5,796
May 13	@Washington	W	94-86	0-1	1-0	1-1	Ogunbowale-27	Harrison-10	Harris-10	Belle Donne-20	3,281
May 15	@New York	W	81-71	0-1	2-0	2-1	Ogunbowale-21	Thorton-10	Thorton-4 Ogunbowale-4	Ionescu-17	3,095
May 17	Washington	L	84-68	0-2	2-0	2-2	Mabrey-17 Harrison-17	Thorton-8	Mabry-5	Austin-20	3,035
May 19	@Phoenix	W	94-84	0-2	3-0	3-2	Ogunbowale-37	Thorton-11	Mabrey-10	Taurasi-31	N/A
May 21	Minnesota	W	94-78	1-2	3-0	4-2	Mabrey-22	Mabrey-5 Thorton-5 Sabally-5	Ogunbowale-7	Shapard-14 Fowles-14 McBride-14	3,813
May 24	@Connecticut	W	85-77	1-2	4-0	5-2	Mabrey-20	Thorton-10	Mabrey-4	Thomas-13 Jones-13 Jones-13	4,180
May 26	@Connecticut	L	99-68	1-2	4-1	5-3	Sabally-18	Harrison-7	Harris-4 Mabrey-4	Bonner-18	4,308
May 31	@Los Angeles	L	93-91	1-2	4-2	5-4	Harrison-20	Harrison-8	Sabally-4	Sykes-24	4,852
Jun 3	@Seattle	W	68-51	1-2	5-2	6-4	Gray-18	Sabally-11	Sabally-6	Stewart-27	8,023
Jun 5	@Las Vegas	L	84-78	1-2	5-3	6-5	Gray-24	Thorton-15	Harris-5	Plum-32	4,814
Jun 10	Seattle	L	89-88	1-3	5-3	6-6	Ogunbowale-23	Thorton-6 Harrison-6	Ogunbowale-6 Harris-6	Stewart-32	3,292
Jun 12	Seattle	L	84-79	1-4	5-3	6-7	Gray-20	Thorton-14	Harris-6	Stewart-25	3,273
Jun 15	Las Vegas	L	92-84	1-5	5-3	6-8	Ogunbowale-28	Thorton-10 Harrison-10	Ogunbowale-2	Plum-27	4,375
Jun 17	Phoenix	W	93-88	2-5	5-3	7-8	Ogunbowale-24	McCowan-10	Ogunbowale-6	Charles-27	3,140
Jun 19	Los Angeles	W	92-82	3-5	5-3	8-8	Ogunbowale-27	Gray-12	Gray-6	Ogwumike-17	3,779
Jun 21	@Atlanta	L	80-75	3-5	5-4	8-9	Gray-18	Thorton-7	Gray-4 Mabrey-4	Caldwell-18	N/A
Jun 23	Indiana	W	94-68	4-5	5-4	9-9	Ogunbowale-24	McCowan-10	Ogunbowale-6	Mitchell-22	2,791
Jun 25	Phoenix	L	83-72	4-6	5-4	9-10	Ogunbowale-25	Harrison-10	Ogunbowale-6	Diggins-Smith-26	4,240
Jun 28	@Minnesota	L	92-64	4-6	5-5	9-11	Ogunbowale-16	Harrison-8 McCowan-8	Ogunbowale-3	Powers-20	5,603
Jul 1	Los Angeles	L	97-89	4-7	5-5	9-12	Ogunbowale-23	McCowan-10	Gray-4	Ogwumike-21 Cambage-21	3,187
Jul 5	Connecticut	W	82-71	5-7	5-5	10-12	Ogunbowale-20	Gray-8	Mabrey-5	Williams-25	3,445
Jul 12	@Seattle	L	83-74	5-7	5-6	10-13	McCowan-18	McCowan-10	Mabrey-5	Stewart-19	9,486
Jul 14	@Minnesota	W	92-87	5-7	6-6	11-13	Ogunbowale-32	McCowan-8	Harris-6	Banham-24	4,834
Jul 16	Chicago	L	89-81	5-8	6-6	11-14	Mabrey-22	McCowan-6	Mabrey-3	Copper-23 Meesseman-23	5,126
Jul 22	@Chicago	L	89-83	5-8	6-7	11-15	Ogunbowale-28	Mabrey-7 Gray-7	Mabrey-7 Gray-7	Copper-19	7,014
Jul 24	@Indiana	W	96-86	5-8	7-7	12-15	Ogunbowale-22	Thorton-8	Thorton-5 Ogunbowale-5	Mitchell-34	1,159
Jul 28	Washington	L	87-77	5-9	7-7	12-16	McCowan-27	McCowan-11	Mabrey-4	Hines-Allen-14 Atkins-14 Cloud-14	4,382
Jul 30	@Atlanta	W	81-68	5-9	8-7	13-16	Thorton-21 Ogunbowale-21	McCowan-14	Gray-8 Ogunbowale-8	Howard-22	3,138



## 2022 SEASON RECAP - GAME RESULTS

Aug 2	@Chicago	W	84-78	5-9	9-7	14-16	Mabrey-26	McCowan-12	Burton-9	Copper-19	5,602
Aug 4	Las Vegas	W	82-80	6-9	8-8	15-16	McCowan-21	McCowan-16	Harris-6	Gray-28	3,492
Aug 6	Indiana	W	95-91	7-9	8-8	16-16	Thorton-21	McCowan-14	Mabrey-8	Hull-17	4,184
Aug 8	New York	W	86-77	8-9	8-8	17-16	Mabrey-31	McCowan-9	Gray-4 Mabrey-4	Ionescu-32	3,036
Aug 10	New York	L	91-73	8-10	8-8	17-17	Mabrey-19	McCowan-13	Mabrey-6	Whitcomb-15	3,795
Aug 12	@Phoenix	L	86-74	8-10	9-8	17-18	Thorton-14	McCowan-9	Mabrey-6	DeShields-24	8,094
Aug 14	@Los Angeles	W	116-88	8-10	10-8	18-18	Mabrey-27	McCowan-8	Harris-11	Sykes-35	7,245
Aug 18	@Connecticut	L	93-68	6-9	7-8	13-17	Mabrey-21	Gray-11	Mabrey-6	Laney-19	2,888
Aug 21	@Connecticut	W	89-79	6-9	7-9	13-18	Ogunbowale-23	Ogunbowale-8	Mabrey-7	Plum-30	
Aug 24	Connecticut	L	73-58	7-9	7-9	14-18	Ogunbowale-20	Gray-7	Mabrey-5	Cooper-24	3,604



# 2022 SEASON RECAP - GAME HIGHS

## 2022 GAME HIGH

PLAYER	MINUTES	FIELD GOALS	FREE THROWS	OREB	DREB	TREB	ASSISTS	STEALS	TURNOVERS	BLOCKS	POINTS
<b>VERONICA BURTON</b>	30 June 28 at MIN	4(2) Aug. 10 vs. NYL	4 Aug. 10 vs. NYL	3(2) June 21 at ATL	4 Aug. 14 at LAS	6 May 7 vs. ATL	7 Aug. 14 at LAS	3(5) Aug. 12 at PHO	3(2) Aug. 14 at LAS	1(11) Aug. 14 at PHO	15 Aug. 10 vs. NYL
<b>CHARLI COLLIER</b>	11 May 21 vs. MIN	3 Aug 14 at LAS	2 June 21 at ATL	4 Aug. 14 at LAS	2 May 21 vs. MIN	3 May 21 vs. MIN	1(2) Aug. 14 at LAS	1 July 24 at IND	3(2) Aug 14 at LAS	0	7 Aug. 14 at LAS
<b>JASMINE DICKEY</b>	17 June 28 at MIN	2(2) June 28 at MIN	2 June 10 vs. SEA	1(6) Aug. 2 at CHI	2(2) June 28 at MIN	3(2) June 28 at MIN	1(2) June 23 vs. IND	4 Aug. 2 at CHI	2 June 10 vs. SEA	1 June 12 vs. SEA	5(2) June 28 at MIN
<b>ALLISHA GRAY</b>	44 Aug. 6 vs. IND	9 June 5 at LVA	8 July 14 at MIN	4 May 24 at CON	10 June 19 vs. LAS	12 June 19 vs. LAS	8 July 3 at ATL	4 Aug. 6 vs. IND	4 Aug. 12 at PHO	5 May 19 at PHO	24 June 5 vs. LVA
<b>ISABELLE HARRISON</b>	33 May 17 vs. WAS	8 July 22 at CHI	6 June 28 at MIN	5 May 13 at WAS	9 June 25 vs. PHO	10(3) June 25 vs. PHO	3(4) June 21 at ATL	4 May 21 vs. MIN	4 June 12 vs. SEA	1(5) July 16 vs. CHI	20 May 31 at LAS
<b>TYASHA HARRIS</b>	29 June 12 vs. SEA	7 Aug. 4 vs. LVA	4 Aug. 14 at LAS	2 May 21 vs. MIN	3 June 23 vs. IND	4 May 21 vs. MIN	3 June 3 at SEA	4 May 14 at L.A.	3(6) June 28 at MIN	1(4) Aug. 12 at PHO	18 Aug. 14 at LAS
<b>AWAK KUIER</b>	26 June 23 vs. IND	4 June 10 vs. SEA	3 June 28 at MIN	4 June 15 vs. LVA	5(2) June 25 vs. PHO	9 June 15 vs. LVA	3(3) July 5 vs. CON	3 July 30 at ATL	5 Aug. 6 vs. IND	3 June 23 vs. IND	9 June 10 vs. SEA
<b>MARINA MABREY</b>	37(2) Aug. 14 at LAS	11 Aug. 8 vs. NYL	6(2) Aug. 8 vs. NYL	3 May 21 vs. MIN	7 July 22 at CHI	7 July 22 at CHI	10 May 19 at PHO	3(3) Aug. 2 at CHI	5(2) Aug. 12 at PHO	2(2) June 28 at MIN	31 Aug. 8 vs. NYL
<b>TEAIRA MCCOWAN</b>	35 July 30 at ATL	9(2) Aug. 14 at LAS	9 July 28 vs. WAS	10 Aug. 4 vs. LVA	11 July 30 at ATL	16 Aug. 4 vs. LVA	3(3) Aug. 12 at PHO	2(2) Aug. 14 at LAS	6 June 12 vs. SEA	4 July 5 vs. CON	27 July 28 vs. WAS
<b>ARIKE OGUNBOWALE</b>	36(5) July 26 at ATL	12 July 14 at MIN	10 May 19 at PHO	3 July 5 vs. CON	6 July 28 vs. WAS	7(2) June 19 vs. LAS	8 July 30 at ATL	5(2) July 30 at ATL	6 May 7 vs. ATL	1(3) June 19 vs. LAS	37 May 19 at PHO
<b>SATOU SABALLY</b>	31 June 5 at LVA	6(3) July 5 vs. CON	6 June 13 at L.V.	4 June 3 at SEA	9 June 5 at LVA	11 June 3 at SEA	6 June 3 at SEA	2 July 12 vs. SEA	6 July 1 vs. LAS	1(2) June 5 at LVA	18 May 24 at CON
<b>KAYLA THORNTON</b>	40 Aug. 6 vs. IND	9 July 30 at ATL	10 Aug. 6 vs. IND	6 June 5 at LVA	9(3) June 12 vs. SEA	15 June 5 at LVA	5 July 24 at IND	4 July 1 vs LAS	4 June 21 at ATL	3(2) June 25 vs. PHO	21(2) Aug 6 vs. IND



## 2022 SEASON RECAP - GAME HIGHS

Dallas High	Dallas Low	Category	Opponent Low	Opponent High
116	59	Points	51	99
34	11	1Q Points	13	33
41	8	2Q Points	9	32
66	24	1st Half	27	56
36	9	3Q Points	11	31
30	9	4Q Points	11	32
58	24	2nd Half	24	60
42	17	Field Goals	20	37
78	59	Field Goal Attempts	55	80
65.6	24.3	Field Goal Percentage	31.8	64.3
13	3	3 Pointers Made	3	13
42	13	3 Pointers Attempted	8	33
50.0	19.1	3 Point FG%	17.2	60
34	6	Free Throws	5	25
45	9	Free Throw Attempts	6	29
100	47.6	Free Percentage	54.6	100.0
19	2	Offensive Rebounds	2	17
32	18	Defensive Rebounds	14	38
50	24	Total Rebounds	23	53
33	9	Assists	11	29
26	11	Fouls	12	31
17	2	Steals	6	19
19	8	Turnovers	5	24
8	0	Blocks	1	9
28	8/14 at LAS	Margin of Victory/Defeat	-31	5/26 at CON



## 2022 SEASON RECAP - RECORD VS OPPONENTS

### OVERALL RECORD

<b>WINGS RECORD</b>	<b>W-18</b>	<b>L-18</b>	<b>PCT. .500</b>
<b>HOME</b>	W-8	L-10	PCT. .444
<b>ROAD</b>	W-10	L-8	PCT. .555

### EASTERN CONFERENCE

OPPONENT	HOME		ROAD		TOTAL	
	W-L	PCT.	W-L	PCT.	W-L	PCT.
ATLANTA	0-1	.000	1-1	.500	1-2	.333
CHICAGO	0-1	.000	1-1	.500	1-2	.333
CONNECTICUT	1-0	1.000	1-1	.500	2-1	.667
INDIANA	2-0	1.000	1-0	1.000	3-0	1.000
NEW YORK	1-1	.500	1-0	1.000	2-1	.667
WASHINGTON	0-2	.000	1-0	1.000	1-2	.333

### WESTERN CONFERENCE

OPPONENT	HOME		ROAD		TOTAL	
	W-L	PCT.	W-L	PCT.	W-L	PCT.
LAS VEGAS	1-1	.500	0-1	.000	1-2	.333
LOS ANGELES	1-1	.500	0-1	.000	1-2	.333
MINNESOTA	1-1	.500	1-0	1.000	2-1	.667
PHOENIX	1-1	.500	1-0	1.000	2-1	.667
SEATTLE	0-2	.000	1-1	.500	1-3	.250





# RECORDS





# REGULAR SEASON RECORDS (HIGHS)



## TEAM OFFENSE

### SCORING

#### Highest average, points per game, season

86.6 - 2018 (2946/34)  
86.1 - 2017 (2929/34)

#### Lowest average, points per game, season

65.7 - 2001 (2103/32)  
66.1 - 2002 (2114/32)

#### Most points, game

117 - at Phoenix, June 18, 2016 (3 ot)  
116 - at Los Angeles, August 14, 2022

#### Fewest points, game

40 - at Houston, July 6, 2002  
46 - at Houston, July 27, 1999

#### Largest margin of victory, game

37 - vs. Indiana, June 18, 2000 (111-74)  
at Washington, June 14, 2003 (93-56)  
at Washington, July 18, 2008 (99-62)  
34 - vs. Chicago, August 10, 2006 (82-48)

#### Largest margin of defeat, game

46 - at Seattle, August 7, 2010 (65-111)  
42 - at Phoenix, May 27, 2017 (65-107)

## BY HALF

### Most points, first half

66 - at Los Angeles, August 14, 2022  
62 - vs. Chicago, June 6, 2015

### Fewest points, first half

8 - at Houston, July 6, 2002  
16 - at Minnesota, June 12, 1999  
at Miami, July 14, 2001  
at Phoenix, August 11, 2013

### Largest lead at halftime

37 - at Los Angeles, August 14, 2022 (66-29)  
30 - at Chicago, August 4, 2006 (49-19)

### Largest deficit at halftime overcome to win game

19 - at Indiana, June 9, 2004 (trailed 32-51; won 83-79)  
at Chicago, September 12, 2009 (trailed 22-41; won 80-69)  
15 - at Cleveland, June 27, 1998 (trailed 36-51; won 84-73)  
at Indiana, June 25, 2014 (ot) (trailed 36-51; won 107-102)

### Most points, second half

72 - vs. Phoenix, July 8, 2007  
66 - vs. Indiana, June 18, 2000

### Fewest points, second half

15 - at Phoenix, August 16, 2005  
18 - at New York, May 26, 2004

## OVERTIME

### Most points, overtime period

18 - at Connecticut, June 22, 2003  
17 - vs. New York, July 18, 2007  
at Chicago, June 22, 2014

### Fewest points, overtime period

1 - at Utah, July 6, 1999 (2nd OT)  
2 - at Seattle, July 24, 2001  
at Charlotte, August 6, 2005  
vs. Washington, May 27, 2013

### Largest margin of victory, overtime game

11 - vs. New York, September 14, 2004 (82-71)  
9 - vs. Los Angeles, June 17, 2003 (87-78)  
at Connecticut, June 22, 2003 (82-73)  
at Minnesota, August 23, 2003 (86-77)  
vs. Washington, August 21, 2020 (101-92)

## FIELD GOAL PERCENTAGE

### Highest field-goal percentage, season

.450 - 2003 (902/2004)  
.441 - 2018 (1037/2349)

### Lowest field-goal percentage, season

.389 - 2019 (880/2265)  
.395 - 2015 (907/2298)

### Highest field-goal percentage, game

.656 - at Los Angeles, August 14, 2022 (42/64)  
.619 - at Phoenix, July 26, 2001 (26/42)

### Lowest field-goal percentage, game

.243 - at Washington, June 30, 2013 (17/70)  
at Atlanta, May 7, 2022 (17/70)  
.246 - at Minnesota, July 9, 2016 (17/69)

## FIELD GOALS

### Most field goals per game, season

30.5 - 2018 (1037/34)  
29.7 - 2022 (1068/36)

### Fewest field goals per game, season

23.9 - 2002 (766/32)  
24.2 - 2001 (774/32)

### Most field goals, game

45 - vs. Chicago, July 3, 2018  
43 - at Seattle, June 4, 2021 (ot)

### Fewest field goals, game

14 - at Phoenix, August 11, 2013  
15 - at Houston, July 6, 2002

## FIELD GOAL ATTEMPTS

### Most field-goal attempts per game, season

71.0 - 2017 (2414/34)  
2020 (1562/22)  
70.7 - 2021 (2262/32)

### Fewest field-goal attempts per game, season

58.9 - 2003 (2004/34)  
59.8 - 2001 (1914/32)

### Most field-goal attempts, game

97 - vs. Chicago, July 16, 2017 (2 ot)  
96 - at Seattle, June 4, 2021 (ot)  
Regulation Game:  
86 - at Minnesota, May 23, 2010

### Fewest field-goal attempts, game

42 - at Phoenix, July 26, 2001  
vs. Charlotte, June 10, 2005  
45 - at Sacramento, August 11, 1998

## THREE-POINT FIELD-GOAL PERCENTAGE

### Highest three-point field-goal percentage, season

.387 - 2003 (125/323)  
.380 - 2012 (271/714)

### Lowest three-point field-goal percentage, season

.278 - 2000 (76/273)  
.284 - 2011 (167/589)

## THREE-POINT FIELD GOALS

### Most three-point field goals per game, season

8.9 - 2020 (196/22)  
8.2 - 2021 (262/32)

### Fewest three-point field goals per game, season

1.8 - 2004 (62/34)  
2.2 - 2005 (76/34)

# REGULAR SEASON RECORDS (HIGHS)



## Most three-point field goals, game

17 - vs. Minnesota, June 19, 2021  
16 - vs. Seattle, August 4, 2017

## Fewest three-point field goals, game

0 - Many times

## THREE-POINT FIELD GOAL ATTEMPTS

### Most three-point field goal attempts per game, season

27.6 - 2020 (607/22)  
23.1 - 2021 (740/32)

### Fewest three-point field goal attempts per game, season

6.2 - 2004 (209/34)  
7.0 - 2005 (238/34)

### Most three-point field goal attempts, game

42 - at Las Vegas, June 5, 2022  
40 - vs. Las Vegas, August 25, 2020

### Fewest three-point field goal attempts, game

1 - at Charlotte, September 4, 2004  
2 - vs. Sacramento, July 12, 2004  
vs. Indiana, July 17, 2005  
at Connecticut, July 30, 2005

## FREE THROW PERCENTAGE

### Highest free-throw percentage, season

.829 - 2021 (436/526)  
.823 - 2017 (744/904)

### Lowest free-throw percentage, season

.658 - 2005 (509/774)  
.702 - 1999 (536/764)

### Highest free-throw percentage, game

1.000 - Many times. Most recent:  
at Chicago, July 22, 2022 (9/9)

### Lowest free-throw percentage, game

.333 - at Sacramento, June 6, 2008 (2/6)  
.357 - at Indiana, July 8, 2010 (5/14)

## FREE THROWS MADE

### Most free throws made per game, season

21.9 - 2017 (749/34)  
19.4 - 2016 (661/34)

### Fewest free throws made per game, season

12.9 - 2001 (412/32)  
13.5 - 2019 (458/34)

### Most free throws made, game

41 - at Phoenix, June 18, 2016 (3 ot)  
40 - vs. Indiana, June 18, 2000  
vs. San Antonio, July 1, 2003

### Fewest free throws made, game

2 - at Sacramento, June 6, 2008  
3 - at Phoenix, July 6, 2000  
at San Antonio, August 25, 2012  
at Minnesota, May 23, 2018  
vs. Washington, August 5, 2018  
at Washington, June 9, 2019  
vs. Atlanta, September 5, 2021

## FREE THROW ATTEMPTS

### Most free throw attempts per game, season

26.6 - 2017 (904/34)  
25.9 - 2003 (882/34)

### Fewest free throw attempts per game, season

16.4 - 2021 (526/32)  
16.6 - 2019 (565/34)

## Most free throw attempts, game

54 - vs. Indiana, June 18, 2000  
51 - vs. San Antonio, July 1, 2003  
at Phoenix, June 18, 2016 (3 ot)

## Fewest free throw attempts, game

4 - vs. Houston, August 7, 1998  
at Seattle, July 25, 2010  
at San Antonio, August 25, 2012  
5 - at Phoenix, July 6, 2000  
at Los Angeles, July 18, 2019  
vs. Atlanta, September 5, 2021

## REBOUNDS

### Most rebounds per game, season

38.6 - 2007 (1311/34)  
37.8 - 2006 (1286/34)

### Fewest rebounds per game, season

29.47 - 2012 (1002/34)  
29.53 - 2001 (945/32)

### Most rebounds, game

62 - vs. Connecticut, July 19, 2013  
57 - at San Antonio, June 14, 2015

### Fewest rebounds, game

14 - vs. Utah, August 7, 2001  
17 - at Connecticut, September 4, 2019

## OFFENSIVE REBOUNDS

### Most offensive rebounds per game, season

12.1 - 2005 (412/34)  
11.9 - 2006 (406/34)

### Fewest offensive rebounds per game, season

8.9 - 2011 (303/34)  
9.0 - 2020 (198/22)

### Most offensive rebounds, game

30 - at San Antonio, June 14, 2015  
25 - vs. Connecticut, July 19, 2013

### Fewest offensive rebounds, game

1 - vs. Connecticut, August 15, 2021  
2 - at Chicago, June 2, 2013  
vs. Indiana, August 30, 2015  
vs. Washington, August 21, 2020 (ot)  
at Chicago, July 22, 2022

## DEFENSIVE REBOUNDS

### Most defensive rebounds per game, season

27.4 - 2007 (931/34)  
26.1 - 2021 (836/32)

### Fewest defensive rebounds per game, season

19.4 - 2001 (621/32)  
19.7 - 2012 (671/34)

### Most defensive rebounds, game

42 - vs. Phoenix, July 8, 2007  
39 - at Atlanta, May 26, 2018

### Fewest defensive rebounds, game

10 - vs. Utah, August 7, 2001  
11 - vs. Minnesota, July 10, 2012

## ASSISTS

### Most assists per game, season

18.8 - 2022 (676/36)  
18.1 - 2018 (614/34)

# REGULAR SEASON RECORDS (LOWS)



## Fewest assists per game, season

13.9 - 2005 (474/34)  
14.1 - 2015 (480/34)

## Most assists, game

33 - at Los Angeles, August 14, 2022  
28 - vs. New York, July 30, 2004  
vs. Seattle, August 9, 2007

## Fewest assists, game

3 - vs. Washington, July 3, 2010  
6 - vs. Orlando, June 21, 2002  
at New York, May 22, 2005  
at New York, June 12, 2005  
at Seattle, August 7, 2010

## PERSONAL FOULS

### Most personal fouls per game, season

22.8 - 1999 (728/32)  
22.5 - 2009 (766/34)

### Fewest personal fouls per game, season

17.8 - 2003 (605/34)  
18.1 - 2013 (614/34)

### Most personal fouls, game

34 - at Orlando, August 18, 1999  
at Indiana, May 20, 2006  
vs. Minnesota, June 20, 2008 (ot)  
33 - vs. Atlanta, May 27, 2016

### Fewest personal fouls, game

6 - at Chicago, August 17, 2021  
7 - vs. Washington, August 25, 2003

## DISQUALIFICATIONS

### Most disqualifications per game, season

0.44 - 1999 (14/32)  
0.32 - 2005 (11/34)

### Fewest disqualifications per game, season

0.03 - 2002 (1/32)  
0.06 - 2011 (2/34)  
2012 (2/34)  
2019 (2/34)

### Most disqualifications, game

3 - vs. Atlanta, May 27, 2016  
2 - at Utah, July 6, 1999 (2 ot)  
vs. Washington, July 10, 1999 (2 ot)  
at Phoenix, August 11, 1999  
vs. Minnesota, June 20, 2008 (ot)  
at San Antonio, July 1, 2008 (ot)  
at New York, July 2, 2009  
vs. Connecticut, July 5, 2009 (ot)  
at Los Angeles, July 20, 2010 (ot)  
at Los Angeles, August 6, 2010  
at Seattle, August 10, 2014  
at Washington, August 12, 2018  
vs. Chicago, June 30, 2021

## STEALS

### Most steals per game, season

9.8 - 2010 (332/34)  
9.7 - 2012 (329/34)

### Fewest steals per game, season

6.26 - 2006 (213/34)  
6.28 - 2002 (201/32)

### Most steals, game

20 - vs. Indiana, June 18, 2000  
18 - vs. Washington, June 24, 2000

## Fewest steals, game

0 - vs. Indiana, August 11, 2007  
1 - vs. Charlotte, June 26, 2002  
vs. Indiana, June 16, 2006  
vs. San Antonio, July 1, 2007  
vs. Connecticut, August 2, 2009  
vs. Minnesota, August 23, 2011  
at New York, July 8, 2018  
vs. Phoenix, July 20, 2019

## BLOCKED SHOTS

### Most blocked shots per game, season

4.7 - 2003 (158/34)  
2018 (158/34)  
4.6 - 2005 (155/34)

### Fewest blocked shots per game, season

2.6 - 2001 (82/32)  
2.7 - 1998 (81/30)

### Most blocked shots, game

12 - at Minnesota, May 23, 2010  
at Atlanta, May 26, 2018  
11 - at Charlotte, July 10, 2003  
at New York, June 8, 2007

### Fewest blocked shots, game

0 - Many times. Most recent:  
at Los Angeles, May 31, 2022

## TURNOVERS

### Most turnovers per game, season

18.1 - 2010 (616/34)  
17.9 - 2003 (608/34)

### Fewest turnovers per game, season

12.4 - 2020 (272/22)  
12.6 - 2015 (427/34)

### Most turnovers, game

29 - at San Antonio, June 11, 2010  
28 - at San Antonio, June 4, 2011

### Fewest turnovers, game

4 - vs. Chicago, September 11, 2020  
vs. Phoenix, May 29, 2021  
5 - vs. Minnesota, June 14, 2013  
vs. Phoenix, August 20, 2013  
vs. Los Angeles, July 11, 2015

## TEAM DEFENSE

## POINTS

### Fewest points allowed per game, season

67.3 - 2005 (2287/34)  
69.3 - 1998 (2078/30)

### Most points allowed per game, season

89.8 - 2010 (3053/34)  
88.8 - 2017 (3019/34)

### Fewest points allowed, game

40 - vs. Indiana, August 25, 2005  
41 - at Sacramento, August 11, 1998

### Fewest points allowed, first half

13 - vs. Washington, July 21, 2007  
15 - vs. Seattle, June 9, 2015

### Fewest points allowed, second half

16 - vs. Connecticut, July 8, 2003  
17 - vs. Indiana, August 25, 2005

### Fewest points allowed, overtime period

2 - vs. Los Angeles, June 17, 2003  
3 - vs. New York, September 10, 2009

# REGULAR SEASON RECORDS (LOWS)



## FIELD GOAL PERCENTAGE

### Lowest opponents' field-goal percentage, season

.388 - 2006 (840/2164)  
.396 - 2007 (895/2262)

### Highest opponents' field-goal percentage, season

.484 - 2011 (1046/2159)  
.481 - 2017 (1115/2317)

### Lowest opponents' field goal percentage, game

.238 - vs. Seattle, June 9, 2015 (15/63)  
.246 - vs. Phoenix, June 20, 2019 (15/61)

## TURNOVERS

### Most opponents' turnovers per game, season

18.4 - 2012 (624/34)  
17.7 - 2010 (602/34)

### Fewest opponents' turnovers per game, season

12.9 - 2018 (438/34)  
13.1 - 2021 (418/32)

### Most opponents' turnovers, game

32 - at Washington, May 26, 2012  
28 - vs. Washington, July 10, 1999 (2 ot)  
vs. Indiana, June 18, 2000  
at Los Angeles, May 29, 2012

## TEAM MISCELLANEOUS

### GAME WON AND LOST

#### Highest winning percentage, season

.735 - 2003 (25-9)  
.706 - 2007 (24-10)

#### Lowest winning percentage, season

.088 - 2011 (3-31)  
.176 - 2010 (6-28)

#### Most consecutive games won

8 - June 5-27, 2003  
August 13, 2006-June 15, 2007  
June 6-28, 2015  
7 - September 11, 2004-June 3, 2005  
July 8-24, 2007

#### Most consecutive games won, one season

8 - June 5-27, 2003  
June 6-28, 2015  
7 - May 19-June 15, 2007  
July 8-24, 2007

#### Most consecutive game lost

20 - June 21-August 25, 2011  
15 - August 30, 2011-June 15, 2012

#### Most consecutive game lost, one season

20 - June 21-August 25, 2011  
13 - May 30-June 28, 2002

#### Highest winning percentage, home games, season

.824 - 2006, 2008 (14-3)  
.765 - 2003 (13-4)

#### Lowest winning percentage, home games, season

.118 - 2011 (2-15)  
.235 - 2010 (4-13)

#### Most consecutive home games won

13 - July 20, 2005-June 25, 2006  
10 - May 17-July 16, 2008

#### Most consecutive home games lost

11 - June 21-August 23, 2011  
9 - June 19-July 30, 2010

#### Highest winning percentage, road games, season

.706 - 2003, 2007 (12-5)  
.556 - 2022 (10-8)

#### Lowest winning percentage, road games, season

.059 - 2011 (1-16)  
.118 - 2010 (2-15)  
2019 (2-15)

#### Most consecutive road games won

6 - June 2-22, 2007  
July 12-August 3, 2007  
5 - June 6-23, 2004

#### Most consecutive road games lost

22 - July 17, 2010-August 25, 2011  
18 - July 14, 2018-August 8, 2019

## OVERTIME GAMES

#### Most overtime games, season

7 - 2009  
5 - 2001, 2013

#### Most consecutive overtime games, season

3 - June 22-28, 2014  
2 - July 6-10, 1999  
July 22-24, 2001  
July 5-11, 2009  
August 21-24, 2012  
May 27-31, 2013

#### Most overtime games won, season

4 - 2003  
3 - 2001, 2009

#### Most overtime games won, no losses, season

4 - 2003  
2 - 2020

#### Most consecutive overtime games won

4 - June 17-August 23, 2003  
3 - August 21, 2015-June 23, 2016

#### Most overtime games lost, season

5 - 2013  
4 - 2009

#### Most overtime games lost, no wins, season

5 - 2013  
2 - 1999, 2002, 2021

#### Most consecutive overtime games lost

5 - May 27-August 25, 2013  
4 - July 20, 2010-August 21, 2012

#### Most overtime periods, game

3 - at Phoenix, June 18, 2016  
2 - at Utah, July 6, 1999  
vs. Washington, July 10, 1999  
at Charlotte, June 16, 2001  
at Charlotte, August 6, 2005  
at Los Angeles, August 25, 2013  
vs. Chicago, July 16, 2017

# REGULAR SEASON CAREER RECORDS



## SEASONS PLAYED

PLAYER	SEASONS
1. Deanna Nolan	9
2. Plenette Pierson	8
t3. Barbara Farris	7
t3. Cheryl Ford	7
t3. Elaine Powell	7
t3. Glory Johnson	7
t7. Kara Braxton	6
t7. Skylar Diggins-Smith	6
t7. Kayla Thornton	6
t7. Allisha Gray	6

## GAMES PLAYED

PLAYER	GAMES
1. Deanna Nolan	293
2. Elaine Powell	265
3. Glory Johnson	204
4. Cheryl Ford	196
5. Plenette Pierson	185
6. Kayla Thornton	184
7. Swin Cash	183
8. Kara Braxton	181
9. Allisha Gray	180
10. Barbara Farris	171

## GAMES STARTED

PLAYER	GAMES
1. Deanna Nolan	262
2. Cheryl Ford	196
3. Swin Cash	183
4. Glory Johnson	164
5. Allisha Gray	164
6. Skylar Diggins-Smith	155
7. Katie Smith	138
8. Ruth Riley	135
9. Kayla Thornton	132
10. Elaine Powell	121

## MINUTES

PLAYER	MINUTES
1. Deanna Nash	9175
2. Glory Johnson	5756
3. Swin Cash	5689
4. Cheryl Ford	5571
5. Skylar Diggins-Smith	5345
6. Allisha Gray	5170
6. Kayla Thornton	4843
7. Katie Smith	4748
8. Plenette Pierson	4209
9. Ruth Riley	3763

## TOTAL POINTS

PLAYER	PTS
1. Deanna Nolan	3971
2. Skylar Diggins-Smith	2670
3. Glory Johnson	2446
4. Swin Cash	2369
<b>5. Arike Ogunbowale</b>	<b>2320</b>
6. Cheryl Ford	2116
7. Allisha Gray	2113
8. Plenette Pierson	1927
9. Katie Smith	1841
10. Kayla Thorton	1506

## POINTS PER GAME

PLAYER	PPG
<b>1. Arike Ogunbowale</b>	<b>19.8</b>
2. Liz Cambage	17.0
3. Skylar Diggins-Smith	15.9
4. Odyssey Sims	15.5
5. Satou Sabally	13.9
6. Sandy Brondello	13.7
7. Deanna Nolan	13.6
8. Liz Cambage	13.3
9. Swin Cash	12.9
10. Glory Johnson	12.7

## FIELD GOALS MADE

PLAYER	FGM
1. Deanna Nolan	1474
2. Glory Johnson	878
3. Skylar Diggins-Smith	863
4. Swin Cash	817
<b>5. Arike Ogunbowale</b>	<b>790</b>
6. Cheryl Ford	780
7. Plenette Pierson	714
8. Allisha Gray	710
9. Katie Smith	576
10. Kara Braxton	542

## FIELD GOALS ATTEMPTED

PLAYER	FGA
1. Deanna Nolan	3546
2. Skylar Diggins	2150
<b>3. Arike Ogunbowale</b>	<b>2000</b>
4. Glory Johnson	1982
5. Swin Cash	1923
6. Cheryl Ford	1706
7. Allisha Gray	1681
8. Plenette Pierson	1606
9. Katie Smith	1468
10. Odyssey sims	1237

## 3-PT FIELD GOALS MADE

PLAYER	3FGM
1. Deanna Nolan	340
2. Katie Smith	271
<b>3. Arike Ogunbowale</b>	<b>268</b>
4. Allisha Gray	217
5. Skylar Diggins-Smith	188
6. Marina Mabrey	162
7. Kayla Thornton	160
8. Ivory Latta	155
9. Riquna Williams	145
10. Jennifer Lacy	126

## 3-PT FIELD GOALS ATT.

PLAYER	3FGA
1. Deanna Nolan	973
2. Katie Smith	755
<b>3. Arike Ogunbowale</b>	<b>754</b>
4. Allisha Gray	624
5. Skylar Diggins-Smith	612
6. Kayla Thornton	496
7. Marina Mabrey	449
8. Riquna Williams	424
9. Ivory Latta	404
10. Odyssey Sims	373

## FREE THROWS MADE

PLAYER	FTM
1. Skylar Diggins-Smith	756
2. Swin Cash	699
3. Deanna Nolan	679
4. Glory Johnson	612
5. Cheryl Ford	556
6. Allisha Gray	476
<b>7. Arike Ogunbowale</b>	<b>472</b>
8. Plenette Pierson	448
t9. Katie Smith	418
t9. Karima Christmas-Kelly	418

## FREE THROWS ATT.

PLAYER	FTA
1. Swin Cash	956
2. Cheryl Ford	935
3. Skylar Diggins-Smith	890
4. Deanna Nolan	837
5. Glory Johnson	833
6. Plenette Pierson	592
7. Allisha Gray	573
<b>8. Arike Ogunbowale</b>	<b>567</b>
9. Karima Christmas-Kelly	518
10. Liz Cambage	517

## REBOUNDS

PLAYER	REB
1. Cheryl Ford	1907
2. Glory Johnson	1573
3. Courtney Paris	1181
4. Deanna Nolan	1112
5. Swin Cash	1068
6. Kayla Thornton	889
7. Kara Braxton	819
8. Plenette Pierson	792
9. Allisha Gray	763
10. Ruth Riley	721

## OFFENSIVE REBOUNDS

PLAYER	ORB
1. Cheryl Ford	639
2. Glory Johnson	486
3. Courtney Paris	439
4. Swin Cash	379
5. Kayla Thornton	295
6. Plenette Pierson	282
7. Kara Braxton	279
8. Karima Christmas-Kelly	249
9. Deanna Nolan	234
10. Allisha Gray	229

## DEFENSIVE REBOUNDS

PLAYER	DRB
1. Cheryl Ford	1268
2. Glory Johnson	1087
3. Deanna Nolan	878
4. Courtney Paris	742
5. Swin Cash	689
6. Kayla Thornton	594
7. Kara Braxton	540
8. Allisha Gray	534
9. Ruth Riley	515
10. Plenette Pierson	510

# REGULAR SEASON CAREER RECORDS



## ASSISTS

PLAYER	AST
1. Deanna Nolan	930
2. Skylar Diggins-Smith	826
3. Swin Cash	568
4. Elaine Powell	494
5. Katie Smith	475
<b>6. Arike Ogunbowale</b>	<b>394</b>
7. Odyssey Sims	361
8. Allisha Gray	357
9. Plenette Pierson	287
10. Ivory Latta	279

## STEALS

PLAYER	STL
1. Deanna Nolan	388
2. Glory Johnson	274
3. Skylar Diggins-Smith	225
4. Cheryl Ford	224
5. Allisha Gray	222
6. Swin Cash	175
7. Kayla Thornton	166
8. Elaine Powell	154
<b>9. Arike Ogunbowale</b>	<b>151</b>
t10. Plenette Pierson	144
t10. Alexis Hornbuckle	144

## BLOCKED SHOTS

PLAYER	BLK
1. Ruth Riley	206
2. Cheryl Ford	160
3. Courtney Paris	143
4. Liz Cambage	131
5. Swin Cash	113
6. Plenette Pierson	109
t7. Glory Johnson	101
t7. Deanna Nolan	101
9. Kara Braxton	99
10. Allisha Gray	93

## PERSONAL FOULS

PLAYER	PF
1. Cheryl Ford	713
2. Deanna Nolan	628
3. Plenette Pierson	548
4. Glory Johnson	523
5. Ruth Riley	490
6. Kara Braxton	470
7. Kayla Thornton	452
8. Courtney Paris	446
9. Swin Cash	444
10. Allisha Gray	403

## TURNOVERS

PLAYER	TO
1. Deanna Nolan	669
2. Swin Cash	505
3. Skylar Diggins-Smith	445
4. Glory Johnson	384
5. Cheryl Ford	374
6. Kara Braxton	438
7. Plenette Pierson	321
8. Elaine Powell	288
9. Ruth Riley	286
10. Katie Smith	283

# REGULAR SINGLE SEASON RECORDS



## POINTS

PLAYER	POINTS	YR
1. Liz Cambage	737	2018
2. Skylar Diggins-Smith	683	2014
<b>3. Arike Ogunbowale</b>	<b>630</b>	<b>2019</b>
4. Skylar Diggins-Smith	628	2017
<b>5. Arike Ogunbowale</b>	<b>599</b>	<b>2021</b>
<b>6. Arike Ogunbowale</b>	<b>590</b>	<b>2022</b>
7. Skylar Diggins-Smith	574	2018
8. Odyssey Sims	569	2014
9. Deanna Nolan	559	2009
10. Deanna Nolan	553	2007

## POINTS PER GAME

PLAYER	AVG	YR
1. Liz Cambage	23.0	2018
<b>2. Arike Ogunbowale</b>	<b>22.8</b>	<b>2020</b>
3. Skylar Diggins-Smith	20.1	2014
<b>4. Arike Ogunbowale</b>	<b>19.7</b>	<b>2022</b>
<b>5. Arike Ogunbowale</b>	<b>19.1</b>	<b>2019</b>
<b>6. Arike Ogunbowale</b>	<b>18.7</b>	<b>2021</b>
7. Skylar Diggins-Smith	18.5	2017
8. Skylar Diggins-Smith	17.9	2018
9. Skylar Diggins-Smith	17.8	2015
10. Deanna Nolan	16.9	2009
10. Odyssey Sims	16.7	2014

## FIELD GOALS MADE

PLAYER	FGM	YR
1. Liz Cambage	278	2018
2. Skylar Diggins-Smith	232	2014
3. Deanna Nolan	221	2007
4. Deanna Nolan	216	2008
<b>t5. Arike Ogunbowale</b>	<b>214</b>	<b>2019</b>
t5. Deanna Nolan	214	2009
7. Odyssey Sims	201	2014
<b>8. Arike Ogunbowale</b>	<b>199</b>	<b>2021</b>
9. Swin Cash	195	2003
10. Skylar Diggins-Smith	192	2017

## FIELD GOALS ATTEMPTED

PLAYER	FGA	YR
<b>1. Arike Ogunbowale</b>	<b>551</b>	<b>2019</b>
2. Skylar Diggins-Smith	547	2014
3. Deanna Nolan	525	2009
<b>4. Arike Ogunbowale</b>	<b>520</b>	<b>2021</b>
<b>5. Arike Ogunbowale</b>	<b>510</b>	<b>2022</b>
6. Odyssey Sims	495	2014
7. Deanna Nolan	480	2007
8. Liz Cambage	472	2018
9. Deanna Nolan	465	2008
10. Deanna Nolan	462	2005

## FG PERCENTAGE (MIN 100)

PLAYER	PCT	YR
1. Sherill Baker	.667	2009
t2. Vicki Baugh	.589	2014
t2. Liz Cambage	.589	2018
4. Courtney Paris	.574	2014
5. Liz Cambage	.561	2013
6. Courtney Paris	.548	2016
7. Chante Black	.537	2010
8. Plenette Pierson	.535	2010
t9. Kara Braxton	.527	2009
t9. Katie Mattera	.527	2007

## FREE THROWS MADE

PLAYER	FTM	YR
1. Skylar Diggins-Smith	195	2017
2. Skylar Diggins-Smith	186	2014
3. Swin Cash	173	2002
4. Liz Cambage	169	2018
5. Swin Cash	158	2004
6. Shavonte Zellous	155	2009
7. Skylar Diggins-Smith	151	2018
8. Swin Cash	146	2003
<b>9. Arike Ogunbowale</b>	<b>145</b>	<b>2019</b>
10. Glory Johnson	139	2014

## FREE THROWS ATTEMPTED

PLAYER	FTA	YR
1. Liz Cambage	229	2018
2. Swin Cash	227	2002
3. Skylar Diggins	221	2014
4. Swin Cash	219	2004
5. Skylar Diggins-Smith	218	2017
6. Swin Cash	214	2003
7. Cheryl Ford	199	2006
8. Glory Johnson	192	2012
9. Glory Johnson	183	2014
9. Shavonte Zellous	181	2009

## FREE THROW PERCENTAGE

PLAYER	PCT	YR
1. Kayla Thornton	.931	2019
2. Sandy Brondello	.923	1998
3. Katie Smith	.918	2009
4. Elena Thornikidou	.914	2000
5. Katie Smith	.912	2006
6. Taj McWilliams-Franklin	.909	2008
7. Erin Phillips	.906	2016
8. Oksana Zakaluzhnaya	.904	2000
9. Carla Boyd	.901	2001
10. Riquna Williams	.900	2013

## MINUTES PLAYED

PLAYER	MIN	YR
1. Deanna Nolan	1213	2005
2. Skylar Diggins-Smith	1192	2014
3. Deanna Nolan	1175	2007
4. Odyssey Sims	1169	2014
5. Katie Smith	1166	2007
6. Skylar Diggins-Smith	1162	2017
t7. Tiffany Jackson-Jones	1152	2011
t7. Katie Smith	1152	2008
9. Deanna Nolan	1144	2008
10. Katie Smith	1140	2006

## 3-POINT FG MADE

PLAYER	3FGM	YR
1. Arike Ogunbowale	83	2022
2. Arike Ogunbowale	80	2021
3. Katie Smith	76	2008
4. Ivory Latta	69	2012
5. Allisha Gray	64	2022
6. Marina Mabrey	63	2021
t7. Marina Mabrey	61	2022
t7. Katie Smith	61	2007
9. Katie Smith	59	2006
10. Four tied	57	

## 3-POINT FG ATTEMPTS

PLAYER	3-FGA	YR
<b>1. Arike Ogunbowale</b>	<b>236</b>	<b>2022</b>
<b>2. Arike Ogunbowale</b>	<b>213</b>	<b>2021</b>
3. Katie Smith	211	2008
4. Katie Smith	196	2007
5. Marina Mabrey	184	2021
6. Ivory Latta	177	2011
7. Marina Mabrey	174	2022
8. Skylar Diggins-Smith	172	2018
<b>t9. Arike Ogunbowale</b>	<b>162</b>	<b>2019</b>
t9. Riquna Williams	162	2015

## 3FG PERCENTAGE (MIN 40)

PLAYER	PCT	YR
1. Temeka Johnson	.531	2012
2. Jennifer Azzi	.517	1999
3. Angel Goodrich	.500	2014
4. Sany Brondello	.487	1999
5. Theresa Plaisance	.474	2018
t6. Ivory Latta	.449	2007
t6. Elena Tornikidou	.449	2001
8. Skylar Diggins-Smith	.448	2015
9. Jene Morris	.444	2012
10. Katie Smith	.432	2009

## REBOUNDS

PLAYER	REB	YR
1. Cheryl Ford	363	2006
2. Courtney Paris	347	2014
3. Cheryl Ford	334	2003
4. Cheryl Ford	322	2005
5. Courtney Paris	317	2015
6. Liz Cambage	309	2018
7. Glory Johnson	305	2014
8. Cindy Brown	301	1998
9. Glory Johnson	300	2017
10. Cheryl Ford	297	2004

## DEFENSIVE REBOUNDS

PLAYER	DREB	YR
1. Cheryl Ford	235	2003
2. Liz Cambage	234	2018
3. Cheryl Ford	233	2006
4. Cindy Brown	231	1998
5. Glory Johnson	221	2017
6. Courtney Paris	215	2015
7. Glory Johnson	210	2014
8. Cheryl Ford	209	2005
9. Cheryl Ford	193	2004
10. Tiffany Jackson	186	2011

## OFFENSIVE REBOUNDS

PLAYER	OREB	YR
1. Courtney Paris	136	2014
2. Cheryl Ford	130	2006
3. Cheryl Ford	113	2005
4. Cheryl Ford	104	2004
5. Courtney Paris	102	2015
6. Tiffany Jackson-Jones	100	2011
7. Cheryl Ford	99	2003
8. Teaira McCowan	98	2022
t9. Glory Johnson (x3)	95	2012-14

# REGULAR SINGLE SEASON RECORDS



## ASSISTS

1. Skylar Diggins-Smith	199	2018
2. Skylar Diggins-Smith	198	2017
3. Skylar Diggins-Smith	170	2014
4. Deanna Nolan	150	2008
5. Odyssey Sims	142	2014
6. Katie Smith	137	2008
t7. Swin Cash	135	2014
t7. Temeka Johnson	135	2012
9. Elaine Powell	134	2004
10. Deanna Nolan	132	2007

## PERSONAL FOULS

1. Cheryl Ford	143	2005
2. Ruth Riley	131	2005
3. Ruth Riley	128	2003
4. Ruth Riley	121	2004
5. Cheryl Ford	118	2004
6. Courtney Paris	115	2014
7. Cheryl Ford	114	2006
8. Wendy Palmer	112	2000
t9. Shavonte Zellous	111	2009
t9. Courtney Paris	111	2016

## STEALS

1. Alexis Hornbuckle	79	2008
2. Glory Johnson	73	2012
3. Deanna Nolan	66	2004
4. Deanna Nolan	55	2005
5. Scholanda Dorrell	53	2010
6. Alisha Gray	52	2017
t7. Cindy Brown	51	1998
t7. Riquna Williams	51	2012
9. Skylar Diggins-Smith	51	2014
t10. Dominique Canty	49	2000
t10. Deanna Nolan	49	2007

## TURNOVERS

1. Swin Cash	108	2003
t2. Swin Cash	100	2002
t2. Deanna Nolan	100	2005
4. Skylar Diggins-Smith	97	2014
5. Tiffany Jackson-Jones	95	2011
6. Skylar Diggins-Smith	94	2017
6. Skylar Diggins-Smith	92	2013
7. Deanna Nolan	90	2004
8. Liz Cambage	89	2018
t9. Swin Cash	88	2006
t9. Korie Hlede	88	1998

## BLOCKED SHOTS

1. Ruth Riley	58	2003
t2. Liz Cambage	54	2018
t2. Chante Black	54	2010
4. Ruth Riley	53	2004
5. Ruth Riley	49	2006
6. Liz Cambage	48	2013
t7. Cheryl Ford	46	2005
t7. Ruth Riley	46	2005
9. Courtney Paris	41	2015
10. Azurá Stevens	39	2018

## MINUTES PER GAME

1. Deanna Nolan	36.8	2005
2. Skylar Diggins-Smith	35.1	2014
3. Deanna Nolan	34.6	2007
4. Swin Cash	34.5	2004
8. Odyssey Sims	34.4	2014
6. Katie Smith	34.3	2007
7. Skylar Diggins-Smith	34.2	2017
8. Skylar Diggins-Smith	34.1	2018
<b>9. Arike Ogunbowale</b>	<b>34.0</b>	<b>2020</b>
t10. Tiffany Jackson	33.9	2011
t10. Katie Smith	33.9	2008

## REBOUNDS PER GAME

1. Cheryl Ford	11.3	2006
2. Cheryl Ford	11.2	2007
3. Cheryl Ford	10.4	2003
4. Cindy Brown	10.0	1998
5. Cheryl Ford	9.8	2005
6. Liz Cambage	9.7	2018
7. Cheryl Ford	9.6	2004
8. Wendy Palmer	9.5	1999
9. Glory Johnson	9.2	2014
10. Glory Johnson	9.1	2017

## DEFENSIVE REBOUNDS PER GAME

1. Cheryl Ford	8.0	2007
2. Cindy Brown	7.7	1998
t3. Cheryl Ford	7.3	2006
t3. Cheryl Ford	7.3	2003
t3. Liz Cambage	7.3	2018
6. Wendy Palmer	7.1	1999
7. Glory Johnson	6.7	2017
8. Glory Johnson	6.4	2014
t9. Cheryl Ford	6.3	2005
t9. Courtney Paris	6.3	2015

## OFFENSIVE REBOUNDS PER GAME

1. Cheryl Ford	4.1	2006
2. Cheryl Ford	3.4	2005
3. Cheryl Ford	3.4	2004
4. Glory Johnson	3.3	2013
5. Cheryl Ford	3.2	2007
t6. Cheryl Ford	3.1	2008
t6. Cheryl Ford	3.1	2003
t8. Tiffany Jackson	2.9	2011
t8. Glory Johnson	2.9	2014
10. Glory Johnson	2.8	2012

## ASSISTS PER GAME

1. Skylar Diggins-Smith	6.2	2018
2. Skylar Diggins-Smith	5.8	2017
3. Skylar Diggins-Smith	5.0	2014
4. Skylar Diggins-Smith	5.0	2015
5. Temeka Johnson	4.7	2012
6. Elaine Powell	4.5	2004
7. Deanna Nolan	4.4	2008
t8. Swin Cash	4.2	2004
t8. Odyssey Sims	4.2	2014
10. Katie Smith	4.0	2008

## PERSONAL FOUL AVERAGE

1. Cheryl Ford	4.3	2005
t2. Ayana Walker	4.0	2007
t2. Ruth Riley	4.0	2005
t2. Wendy Palmer	4.0	1999
t5. Ruth Riley	3.8	2003
t5. Cheryl Ford	3.8	2004
7. Jennifer Azzi	3.7	1999
t8. Cheryl Ford	3.6	2009
t8. Cheryl Ford	3.6	2007
t8. Cheryl Ford	3.6	2006
t8. Ruth Riley	3.6	2004

## STEALS PER GAME

1. Alexis Hornbuckle	2.32	2008
2. Glory Johnson	2.15	2012
3. Deanna Nolan	1.94	2004
4. Cheryl Ford	1.87	2007
5. Dominique Canty	1.75	2000
6. Cindy Brown	1.7	1998
7. Deanna Nolan	1.67	2005
<b>8. Arike Ogunbowale</b>	<b>1.6</b>	<b>2020</b>
9. Scholanda Robinson	1.56	2010
10. Elaine Powell	1.53	2002

## TURNOVERS PER GAME

1. Swin Cash	3.27	2003
2. Korie Hlede	3.26	1998
3. Swin Cash	3.13	2002
4. Liz Cambage	3.1	2013
5. Deanna Nolan	3.03	2005
6. Ayana Walker	3.0	2007
t7. Ivory Latta	2.88	2011
t7. Skylar Diggins-Smith	2.88	2014
t7. Skylar Diggins-Smith	2.88	2013
t10. Cheryl Ford	2.8	2007
t10. Liz Cambage	2.8	2018

## BLOCKED SHOTS PER GAME

1. Liz Cambage	2.4	2013
2. Ruth Riley	1.71	2003
3. Liz Cambage	1.7	2018
4. Chante Black	1.59	2010
5. Ruth Riley	1.56	2004
6. Ruth Riley	1.44	2006
t7. Cheryl Ford	1.39	2005
t7. Ruth Riley	1.39	2005
9. Plenette Pierson	1.21	2008
10. Courtney Paris	1.2	2015



# ALL-TIME 20-POINT+ GAMES



## 20+ POINT GAMES - CAREER

### 1. Arike Ogunbowale - 67

1. Skylar Diggins-Smith - 60
2. Deanna Nolan - 53
3. Liz Cambage - 28
4. Swin Cash - 26

## MOST CONSECUTIVE GAMES-20 OR MORE POINTS

<b>1. Arike Ogunbowale</b>	<b>11</b>	<b>8/10/19-9/8/19</b>
2. Liz Cambage	7	7/14-8/2/18
<b>Arike Ogunbowale</b>	<b>7</b>	<b>8/14-8/29/20</b>
3. Odyssey Sims	6	7/27-8/8/14
Skylar Diggins-Smith	6	7/5-25/17
4. Skylar Diggins	5	7/1-10/14
5. Deanna Nolan	4	8/27-9/4/09
Skylar Diggins-Smith	4	7/8-7/14/18
Skylar Diggins-Smith	4	5/26-6/8/18
Skylar Diggins-Smith	4	6/6-15/14
Glory Johnson	4	6/19-25/14
Odyssey Sims	4	8/30-9/8/15
Glory Johnson	4	8/6-19/17

## 30+ POINTS-CAREER

### 1. Arike Ogunbowale - 12

2. Skylar Diggins-Smith - 8
3. Deanna Nolan - 7
4. Liz Cambage - 6
5. Odyssey Sims - 5

## FRANCHISE SINGLE GAME SCORING RECORD (30+)

### 53 Points

Liz Cambage vs. NYL 7/7/18  
FG-17 3FG-4 FT-15

### 51 Points

Riquna Williams at SA 9/8/13  
FG-17 3FG-8 FT-9

### 44 Points

Deanna Nolan vs. MIN 6/20/08  
FG-15 FT-10

### 43 Points

Liz Cambage vs. LVA 8/17/18  
FG-14 3FG-2 FT-13

### 39 Points

Odyssey Sims at SA 7/22/14  
FG-15 FT-7 PTS-39

**Arike Ogunbowale at WAS 9/6/20**  
**FG-12 3FG- 4 FT- 11**

### 38 Points

Arike Ogunbowale vs CHI 9/11/20  
FG-13 3FG-3 FT- 9

### 37 Points

Liz Cambage vs. CHI 7/3/18  
FG-16 3FG-1 FT-4

Liz Cambage at IND 8/2/18  
FG-15 3FG-1 FT-6

**Arike Ogunbowale at PHO 5/19/22**  
**FG-11 3FG-5 FT-10**

### 36 Points

Deanna Nolan at CON 7/24/07  
FG-16 FT-2

### 35 Points

Riquna Williams vs. MIN 8/1/15

FG-11 3FG-3 FT-10

Riquna Williams vs. ATL 8/9/15

FG-8 3FG-6 FT-13

Skylar Diggins-Smith at IND 6/8/18  
FG-10 3FG-1 FT-14

Liz Cambage vs. WAS 7/19/18  
FG-12 FT-11

**Arike Ogunbowale vs. LAS 8/14/19**  
**FG-12 3FG-3 FT-8**

**Arike Ogunbowale at CHI 8/29/19**  
**FG-13 3FG-3 FT-6**

### 34 Points

Deanna Nolan vs. NY 6/3/05  
(OT) FG-9 FT-13

Deanna Nolan at SA 8/29/09  
FG-12 FT-5

Deanna Nolan vs. NY 9/10/09  
FG-11 FT-6

Skylar Diggins at SA 7/22/14  
FG-14 FT-5

### 33 Points

Sandy Brondello at UTA 7/6/99

FG- 13 3FG-6 FT-1

Deanna Nolan at ATL 5/23/08  
FG-13 FT-4

Katie Smith vs. SEA 6/4/08  
FG-10 FT-10

Skylar Diggins at CHI 6/22/14  
FG-11 FT-10

Liz Cambage vs. CHI 7/31/18  
FG-12 FT-9

**Arike Ogunbowale at PHX 8/16/20**  
**FG- 13 3FG-6 FT-1**

# ALL-TIME 20-POINT+ GAMES



## 32 Points

Deanna Nolan at IND 6/15/05  
FG-11 3FG-1 FT-9

Glory Johnson vs. PHX 6/16/13  
FG-12 FT-7

Skylar Diggins-Smith at IND 6/25/14  
FG-9 FT-11

Skylar Diggins-Smith at NYL 7/8/18  
FG-9 3FG-3 FT-11

**Arike Ogunbowale at CON 9/4/19**  
**FG-10 3FG-1 FT-9**

**Arike Ogunbowale at MIN 7/14/22**  
**FG-12 3FG-4 FT-4**

## 31 Points

Katie Smith vs. SAN 8/23/09  
FG-10 3FG-6 FT-5

Odyssey Sims at MIN 8/16/14  
FG-11 3FG-5 FT-4

Skylar Diggins-Smith vs. SEA 6/28/15  
FG-10 3FG-3 FT-8

Riquna Williams at IND  
7/15/15  
FG-9 3FG-4 FT-9

Marina Mabrey vs. NYL 8/8/22  
FG-11 3FG-3 FT-6

## 30 Points

Katie Smith at SAC 6/6/08  
FG-11 3FG-7 FT-1

Glory Johnson at MIN 7/12/12  
FG-8 FT-14

Odyssey Sims at CON 7/3/14  
FG-11 3FG-2 FT-6

Skylar Diggins-Smith vs. CON 7/5/14  
FG-10 3FG-4 FT-7

Odyssey Sims at LAS 8/5/14  
FG-11 3FG-2 FT-6

Odyssey Sims vs. IND 8/30/15  
FG-8 3FG-4 FT-12

Skylar Diggins-Smith at SAN 6/23/17  
FG-10 3FG-7 FT-3

**Arike Ogunbowale vs. WAS 8/31/19**  
**FG-10 3FG-2 FT-8**

**Arike Ogunbowale at WAS 9/6/19**  
**FG-10 3FG-1 FT-9**

**Arike Ogunbowale at IND 8/29/20**  
**FG-11 3FG-5 FT-3**

**Arike Ogunbowale at WAS 6/26/21**  
**FG-10 3FG-4 FT-6**

# ALL-TIME HEAD COACHES RECORDS



YEAR	HEAD COACH	W-L	PCT.	FINISH	REGULAR SEASON				POSTSEASON	
					HOME		ROAD		W-L	PCT.
					W-L	PCT.	W-L	PCT.		
1998	Nancy Lieberman-Cline	17-13	.567	4th	11-4	.733	6-9	.400	---	---
1999	Nancy Lieberman-Cline	15-17	.469	2nd	7-9	.438	8-8	.500	0-1	.000
2000	Nancy Lieberman-Cline	14-18	.438	5th	8-8	.500	6-10	.375	---	---
<b>TOTALS</b>		<b>46-48</b>	<b>.489</b>		<b>26-21</b>	<b>.553</b>	<b>20-27</b>	<b>.426</b>	<b>0-1</b>	<b>.000</b>
2001	Greg Williams	10-22	.313	7th	6-10	.375	4-12	.333	---	---
2002	Greg Williams	0-10	.000	8th	0-2	.000	0-8	.000	---	---
<b>TOTALS</b>		<b>10-32</b>	<b>.238</b>		<b>6-12</b>	<b>.333</b>	<b>4-20</b>	<b>.166</b>	<b>---</b>	<b>---</b>
2002	Bill Laimbeer	9-13	.429	8th	7-9	.438	2-4	.333	---	---
2003	Bill Laimbeer	25-9	.735	1st	13-4	.765	12-5	.706	6-2	.750
2004	Bill Laimbeer	17-17	.500	3rd	8-9	.471	9-8	.529	1-2	.333
2005	Bill Laimbeer	16-18	.470	4th	12-5	.706	4-13	.235	0-2	.000
2006	Bill Laimbeer	23-11	.676	2nd	14-3	.824	9-8	.529	7-3	.700
2007	Bill Laimbeer	24-10	.706	1st	12-5	.706	12-5	.706	6-5	.545
2008	Bill Laimbeer	22-12	.647	1st	14-3	.827	8-9	.471	7-2	.777
2009	Bill Laimbeer	18-16	.529	3rd	11-6	.647	7-10	.412	2-3	.400
<b>TOTALS</b>		<b>154-106</b>	<b>.592</b>		<b>91-44</b>	<b>.674</b>	<b>63-62</b>	<b>.504</b>	<b>29-19</b>	<b>.592</b>
2010	Nolan Richardson	6-28	.214	6th	4-13	.307	2-15	.133	---	---
2011	Nolan Richardson	1-10	.091	6th	1-5	.166	0-5	.000	---	---
<b>TOTALS</b>		<b>7-38</b>	<b>.156</b>		<b>5-18</b>	<b>.217</b>	<b>2-10</b>	<b>.166</b>	<b>---</b>	<b>---</b>
2011	Teresa Edwards	2-21	.087	6th	1-10	.091	1-11	.083	---	---
<b>TOTALS</b>		<b>2-21</b>	<b>.087</b>		<b>1-10</b>	<b>.091</b>	<b>1-11</b>	<b>.083</b>	<b>---</b>	<b>---</b>
2012	Gary Kloppenburg	9-26	.264	5th	6-11	.353	3-14	.176	---	---
2013	Gary Kloppenburg	11-23	.323	6th	7-10	.411	4-13	.235	---	---
<b>TOTALS</b>		<b>20-49</b>	<b>.289</b>		<b>13-21</b>	<b>.617</b>	<b>7-27</b>	<b>.206</b>	<b>---</b>	<b>---</b>
2014	Fred Williams	12-22	.353	5th	8-9	.471	4-13	.235	---	---
2015	Fred Williams	18-16	.529	3rd	12-5	.706	6-11	.353	0-2	.000
2016	Fred Williams	11-23	.324	5th	6-11	.353	5-12	.294	---	---
2017	Fred Williams	16-18	.471	5th	10-7	.588	6-11	.353	0-1	.000
2018	Fred Williams	14-16	.466	8th	9-7	.562	5-9	.357	---	---
<b>TOTALS</b>		<b>81-95</b>	<b>.460</b>		<b>45-39</b>	<b>.535</b>	<b>21-47</b>	<b>.309</b>	<b>0-3</b>	<b>.000</b>
2018	Taj McWilliams-Franklin	1-3	.250	8th	1-0	1.00	0-2	.000	0-1	.000
<b>TOTALS</b>		<b>1-3</b>	<b>.250</b>		<b>1-0</b>	<b>1.00</b>	<b>0-2</b>	<b>.000</b>	<b>0-1</b>	<b>.000</b>
2019	Brian Agler	10-24	.294	10th	8-9	.470	2-15	.117	---	---
2020	Brian Agler	8-14	.364	10th	4-7	.363	4-7	.363	---	---
<b>TOTALS</b>		<b>18-38</b>	<b>.321</b>		<b>12-16</b>	<b>.429</b>	<b>6-22</b>	<b>.214</b>	<b>---</b>	<b>---</b>
2021	Vickie Johnson	14-18	.778	7th	7-9	.778	7-9	.778	---	---
2022	Vickie Johnson	18-18	.500	6th	8-10	.444	10-8	.555	1-2	.333
<b>TOTALS</b>		<b>32-36</b>	<b>.471</b>		<b>15-19</b>	<b>.441</b>	<b>17-17</b>	<b>.500</b>	<b>1-2</b>	<b>.333</b>

---

# YEAR BY YEAR LEADERS



## POINTS

**2022- Arike Ogunbowale (590)**  
**2021- Arike Ogunbowale (599)**  
**2020- Arike Ogunbowale (501)**  
**2019- Arike Ogunbowale (630)**  
2018- Liz Cabbage (737)  
2017- Skylar Diggins-Smith (628)  
2016- Odyssey Sims (476)  
2015- Riquna Williams (452)  
2014- Skylar Diggins-Smith (683)  
2013- Glory Johnson (435)  
2012- Ivory Latta (487)  
2011- Tiffany Jackson-Jones (423)  
2010- Schlanda Dorrell (405)  
2009- Deanna Nolan (559)  
2008- Deanna Nolan (538)  
2007- Deanna Nolan (553)  
2006- Deanna Nolan (468)  
2005- Deanna Nolan (524)  
2004- Swin Cash (526)  
2003- Swin Cash (548)  
2002- Swin Cash (474)  
2001- Astou Ndiaye-Diatta (376)  
2000- Wendy Palmer (441)  
1999- Sandy Brondello (424)  
1998- Sandy Brondello (426)

## SCORING AVERAGE

**2022- Arike Ogunbowale (19.7)**  
**2021- Arike Ogunbowale (18.7)**  
**2020- Arike Ogunbowale (22.8)**  
**2019- Arike Ogunbowale (19.1)**  
2018- Liz Cabbage (23.0)  
2017- Skylar Diggins-Smith (18.5)  
2016- Odyssey Sims (14.0)  
2015- Odyssey Sims (16.0)  
2014- Skylar Diggins-Smith (20.1)  
2013- Liz Cabbage (16.3)  
2012- Ivory Latta (14.3)  
2011- Tiffany Jackson-Jones (12.4)  
2010- Ivory Latta (12.4)  
2009- Deanna Nolan (16.9)  
2008- Deanna Nolan (15.8)  
2007- Deanna Nolan (16.3)  
2006- Ford/Nolan (13.8)  
2005- Deanna Nolan (15.9)  
2004- Swin Cash (16.4)  
2003- Swin Cash (16.6)  
2002- Swin Cash (14.8)  
2001- Astou Ndiaye-Diatta (11.8)  
2000- Wendy Palmer (13.8)  
1999- Sandy Brondello (13.3)  
1998- Sandy Brondello (14.2)

## MINUTES

2022- Allisha Gray (1086)  
**2021- Arike Ogunbowale (1003)**  
**2020- Arike Ogunbowale (748)**  
**2019- Arike Ogunbowale (1059)**  
2018 - Skylar Diggins-Smith (1092)  
2017 - Skylar Diggins-Smith (1162)  
2016 - Odyssey Sims (1074)  
2015- Karima Christmas (919)  
2014- Skylar Diggins-Smith (1192)  
2013- Candice Wiggins (876)  
2012- Ivory Latta (962)  
2011- Tiffany Jackson-Jones (1152)  
2010- Schlanda Dorrell (836)

2009- Deanna Nolan (1113)  
2008- Katie Smith (1152)  
2007- Deanna Nolan (1175)  
2006- Katie Smith (1140)  
2005- Deanna Nolan (1213)  
2004- Deanna Nolan (1138)  
2003- Swin Cash (1097)  
2002- Swin Cash (1079)  
2001- Astou Ndiaye-Diatta (913)  
2000- Wendy Palmer (914)  
1999- Sandy Brondello (1002)  
1998- Sandy Brondello (993)

## FIELD GOALS MADE

**2022- Arike Ogunbowale (204)**  
**2021- Arike Ogunbowale (199)**  
**2020- Arike Ogunbowale (173)**  
**2019- Arike Ogunbowale (214)**  
2018- Liz Cabbage (278)  
2017- Skylar Diggins-Smith (192)  
2016- Odyssey Sims (153)  
2015- Plenette Pierson (152)  
2014- Skylar Diggins-Smith (199)  
2013- Glory Johnson (152)  
2012- Ivory Latta (175)  
2011- Tiffany Jackson-Jones (151)  
2010- Schlanda Dorrell (145)  
2009- Deanna Nolan (214)  
2008- Deanna Nolan (216)  
2007- Deanna Nolan (221)  
2006- Deanna Nolan (172)  
2005- Deanna Nolan (184)  
2004- Swin Cash (180)  
2003- Swin Cash (195)  
2002- Swin Cash (144)  
2001- Astou Ndiaye-Diatta (156)  
2000- Wendy Palmer (167)  
1999- Sandy Brondello (152)  
1998- Sandy Brondello (157)

## FIELD GOALS ATTEMPTED

**2022- Arike Ogunbowale (510)**  
**2021- Arike Ogunbowale (520)**  
**2020- Arike Ogunbowale (420)**  
**2019- Arike Ogunbowale (551)**  
2018- Liz Cabbage (472)  
2017 - Skylar Diggins-Smith (455)  
2016- Odyssey Sims (433)  
2015- Riquna Williams (369)  
2014- Skylar Diggins-Smith (431)  
2013- Riquna Williams (350)  
2012- Ivory Latta (407)  
2011- Tiffany Jackson-Jones (331)  
2010- Schlanda Dorrell (361)  
2009- Deanna Nolan (525)  
2008- Deanna Nolan (465)  
2007- Deanna Nolan (480)  
2006- Deanna Nolan (425)  
2005- Deanna Nolan (462)  
2004- Deanna Nolan (435)  
2003- Swin Cash (430)  
2002- Swin Cash (353)  
2001- Astou Ndiaye-Diatta (341)  
2000- Wendy Palmer (373)  
1999- Sandy Brondello (347)  
1998- Sandy Brondello (367)

## FG PERCENTAGE (MIN. 100 ATT.)

**2022- Teaira McCowan (.602)**  
2021- Isabelle Harrison (.538)  
2020- Allisha Gray (.464)  
2019- Imani McGee-Stafford (.468)  
2018- Liz Cabbage (.589)  
2017 - Courtney Paris (.559)  
2016 - Courtney Paris (.548)  
2015- Tiffany Jackson (.500)  
2014- Courtney Paris (.574)  
2013- Liz Cabbage (.561)  
2012- Glory Johnson (.482)  
2011- Liz Cabbage (.511)  
2010- Chante Black (.537)  
2009- Kara Braxton (.527)  
2008- Cheryl Ford (.481)  
2007- Katie Mattern (.527)  
2006- Cheryl Ford (.498)  
2005- Kara Braxton (.462)  
2004- Swin Cash (.469)  
2003- Ruth Riley (.498)  
2002- Astou Ndiaye-Diatta (.467)  
2001- Astou Ndiaye-Diatta (.457)  
2000- Elena Tornikidou (.506)  
1999- Jennifer Azzi (.514)  
1998- Razija Brcaninovic (.520)

## FREE THROWS MADE

**2022- Arike Ogunbowale (99)**  
**2021- Arike Ogunbowale (121)**  
**2020- Arike Ogunbowale (107)**  
**2019- Arike Ogunbowale (145)**  
2018- Liz Cabbage (169)  
2017- Skylar Diggins-Smith (195)  
2016- Karima Christmas (129)  
2015- Riquna Williams (136)  
2014- Skylar Diggins-Smith (186)  
2013- Glory Johnson (130)  
2012- Glory Johnson (130)  
2011- Tiffany Jackson-Jones (121)  
2010- Schlanda Dorrell (92)  
2009- Shavonte Zellous (155)  
2008- Katie Smith (110)  
2007- Katie Smith (133)  
2006- Cheryl Ford (129)  
2005- Deanna Nolan (128)  
2004- Swin Cash (158)  
2003- Swin Cash (146)  
2002- Swin Cash (173)  
2001- Elena Tornikidou (63)  
2000- Wendy Palmer (95)  
1999- Doninique Canty (94)  
1998- Sandy Brondello (96)

## FREE THROWS ATTEMPTED

**2022- Teaira McCowan (140)**  
**2021- Arike Ogunbowale (140)**  
**2020- Arike Ogunbowale (125)**  
**2019- Arike Ogunbowale (178)**  
2018- Liz Cabbage (229)  
2017 - Skylar Diggins-Smith (218)  
2016 - Karima Christmas (162)  
2015- Riquna Williams (160)  
2014- Skylar Diggins-Smith (221)  
2013- Glory Johnson (174)  
2012- Glory Johnson (192)

# YEAR BY YEAR LEADERS



2011- Tiffany Jackson-Jones (156)  
2010- Scholanda Dorrell (130)  
2009- Shavonte Zellous (181)  
2008- Katie Smith (124)  
2007- Katie Smith (157)  
2006- Cheryl Ford (199)  
2005- Deanna Nolan (160)  
2004- Swin Cash (219)  
2003- Swin Cash (214)  
2002- Swin Cash (227)  
2001- Astou Ndiaye-Diattra (76)  
2000- Wendy Palmer (135)  
1999- Dominique Canty (136)  
1998- Cindy Brown (114)

## 3-POINTERS MADE

**2022- Arike Ogunbowale (83)**  
**2021- Arike Ogunbowale (80)**  
**2020- Arike Ogunbowale (48)**  
**2019- Arike Ogunbowale (57)**  
2018- Skylar Diggins-Smith (51)  
2017- Skylar Diggins-Smith (49)  
2016- Odyssey Sims (42)  
2015- Riquna Williams (56)  
2014- Odyssey Sims (47)  
2013- Candice Wiggins (57)  
2012- Ivory Latta (69)  
2011- Ivory Latta (34)  
2010- Shanna Zolman (57)  
2009- Katie Smith (57)  
2008- Katie Smith (76)  
2007- Katie Smith (61)  
2006- Katie Smith (59)  
2005- Deanna Nolan (28)  
2004- Deanna Nolan (33)  
2003- Kendra Holland-Corn (50)  
2002- Deanna Nolan (42)  
2001- Jae Kingi-Cross (33)  
2000- Claudia Neves (28)  
1999- Sandy Brondello (37)  
1998- Korie Hlede (29)

## 3-POINTERS ATTEMPTED

**2022- Arike Ogunbowale (236)**  
**2021- Arike Ogunbowale (213)**  
**2020- Arike Ogunbowale (143)**  
**2019- Arike Ogunbowale (162)**  
2018- Skylar Diggins-Smith (172)  
2017- Skylar Diggins-Smith (140)  
2016- Odyssey Sims (150)  
2015- Riquna Williams (162)  
2014- Jordan Hooper (140)  
2013- Candice Wiggins (157)  
2012- Ivory Latta (177)  
2011- Andrea Riley (112)  
2010- Shanna Zolman (135)  
2009- Katie Smith (132)  
2008- Katie Smith (211)  
2007- Katie Smith (196)  
2006- Katie Smith (161)  
2005- Deanna Nolan (90)  
2004- Deanna Nolan (114)  
2003- Kedra Holland-Corn (124)  
2002- Deanna Nolan (114)  
2001- Jae Kingi-Cross (88)  
2000- Claudia Neves (92)  
1999- Sandy Brondello (76)  
1998- Korie Hlede (74)

## FT PERCENTAGE (MIN. 60 ATT.)

2022- Isabelle Harrison (.867)  
2021- Allisha Gray (.862)  
2020- Kayla Thornton (.875)  
2019- Allisha Gray (.848)  
2018- Allisha Gray (.863)  
2017- Skylar Diggins-Smith (.894)  
2016- Erin Phillips (.906)  
2015- Riquna Williams (.850)  
2014- Skylar Diggins-Smith (.842)  
2013- Riquna Williams (.900)  
2012- Johnson/Latta (.840)  
2011- Liz Cambage (.794)  
2010- Amber Holt (.802)  
2009- Katie Smith (.918)  
2008- Katie Smith (.887)  
2007- Katie Smith (.847)  
2006- Katie Smith (.912)  
2005- Nolan/Riley (.800)  
2004- Ruth Riley (.816)  
2003- Deanna Nolan (.792)  
2002- Swin Cash (.762)  
2001- Elana Tornikidou (.887)  
2000- Elana Tornikidou (.914)  
1999- Sandy Brondello (.847)  
1998- Sandy Brondello (.923)

## 3-POINT PCT (MIN. 40 ATT.)

2022- Allisha Gray (.408)  
2021- Moriah Jefferson (.460)  
2020- Marina Mabrey (.418)  
2019- Allisha Gray (.384)  
2018- Kayla Thornton (.355)  
2017- Skylar Diggins-Smith (.894)  
2016- Erin Phillips (.383)  
2015- Karima Christmas (.386)  
2014- Odyssey Sims (.346)  
2013- Riquna Williams (.381)  
2012- Temeka Johnson (.531)  
2011- Ivory Latta (.351)  
2010- Shanna Zolman (.422)  
2009- Katie Smith (.432)  
2008- Deanna Nolan (.374)  
2007- Ivory Latta (.449)  
2006- Katie Smith (.366)  
2005- Katie Smith (.327)  
2004- Deanna Nolan (.289)  
2003- Deanna Nolan (.421)  
2002- Deanna Nolan (.368)  
2001- Elana Tornikidou (.449)  
2000- Anna DeForge (.321)  
1999- Jennifer Azzi (.517)  
1998- Korie Hlede (.392)

## REBOUNDS

**2022- Teaira McCowan (232)**  
2021- Isabelle Harrison (165)  
2020- Satou Sabally (124)  
2019- Isabelle Harrison (173)  
2018- Liz Cambage (309)  
2017- Glory Johnson (300)  
2016- Courtney Paris (271)  
2015- Courtney Paris (317)  
2014- Courtney Paris (258)  
2013- Glory Johnson (332)  
2012- Glory Johnson (232)  
2011- Tiffany Jackson-Jones (286)

2010- Chante Black (222)  
2009- Taj McWilliams-Franklin (225)  
2008- Cheryl Ford (208)  
2007- Plenette Pierson (197)  
2006- Cheryl Ford (363)  
2005- Cheryl Ford (322)  
2004- Cheryl Ford (297)  
2003- Cheryl Ford (334)  
2002- Swin Cash (222)  
2001- Astou Ndiaye-Diattra (171)  
2000- Wendy Palmer (219)  
1999- Val Whiting-Raymond (207)  
1998- Cindy Brown (301)

## ASSISTS

2022- Marina Mabrey (125)  
**2021- Arike Ogunbowale (104)**  
**2020- Arike Ogunbowale (75)**  
**2019- Arike Ogunbowale (106)**  
2018- Skylar Diggins-Smith (199)  
2017- Skylar Diggins-Smith (198)  
2016- Odyssey Sims (131)  
2015- Odyssey Sims (88)  
2014- Skylar Diggins-Smith (170)  
2013- Skylar Diggins-Smith (123)  
2012- Temeka Johnson (135)  
2011- Ivory Latta (77)  
2010- Ivory Latta (71)  
2009- Deanna Nolan (116)  
2008- Deanna Nolan (150)  
2007- Deanna Nolan (132)  
2006- Deanna Nolan (124)  
2005- Deanna Nolan (121)  
2004- Swin Cash (135)  
2003- Elaine Powell (129)  
2002- Swin Cash (135)  
2001- Edwina Brown (87)  
2000- Canty/Tornikidou (82)  
1999- Jennifer Azzi (106)  
1998- Sandy Brondello (98)

## PERSONAL FOULS

**2022- Teaira McCowan (102)**  
2021- Marina Mabrey (79)  
2020- Kayla Thornton (65)  
2019- Allisha Gray (87)  
2018- Kayla Thornton (93)  
2017- Karima Christmas-Kelly (99)  
2016- Courtney Paris (111)  
2015- Courtney Paris (105)  
2014- Courtney Paris (115)  
2013- Candice Wiggins (93)  
2012- Glory Johnson (103)  
2011- Liz Cambage (95)  
2010- Scholanda Dorrell (93)  
2009- Shavonte Zellous (111)  
2008- Plenette Pierson (99)  
2007- Plenette Pierson (110)  
2006- Cheryl Ford (114)  
2005- Cheryl Ford (143)  
2004- Ruth Riley (121)  
2003- Ruth Riley (128)  
2002- Swin Cash (85)  
2001- Edwina Brown (83)  
2000- Wendy Palmer (112)  
1999- Jennifer Azzi (103)  
1998- Cindy Brown (105)

# YEAR BY YEAR LEADERS



## STEALS (34)

**2022- Arike Ogunbowale (45)**

**2021- Arike Ogunbowale (36)**

**2020- Arike Ogunbowale (35)**

2019- Alisha Gray (42)

2018- Skylar Diggins-Smith (45)

2017- Alisha Gray (52)

2016- Karima Christmas (41)

2015- Riquna Williams (43)

2014- Skylar Diggins (50)

2013- Skylar Diggins (41)

2012- Glory Johnson (73)

2011- Tiffany Jackson-Jones (40)

2010- Scholanda Dorrell (53)

2009- Deanna Nolan (44)

2008- Alexis Hornbuckle (79)

2007- Deanna Nolan (49)

2006- Deanna Nolan (47)

2005- Deanna Nolan (55)

2004- Deanna Nolan (66)

2003- Elaine Powell (45)

2002- Swin Cash (37)

2001- Edwina Brown (33)

2000- Dominique Canty (49)

1999- Val Whiting-Raymond (40)

1998- Cindy Brown

2012- Glory Johnson (20)

2011- Liz Cambage (48)

2010- Chante Black (54)

2009- Kara Braxton (18)

2008- Plenette Pierson (34)

2007- Plenette Pierson (29)

2006- Ruth Riley (49)

2005- Ford/Riley (46)

2004- Ruth Riley (53)

2003- Ruth Riley (58)

2002- Ayana Walker (34)

2001- Astou Ndiaye-Diatta (28)

2000- Astou Ndiaye-Diatta (22)

1999- Val Whiting-Raymond (31)

## TURNOVERS

2022- Marina Mabrey (83)

**2021- Arike Ogunbowale (68)**

Marina Mabrey (68)

**2020- Arike Ogunbowale (45)**

2019- Kaela Davis (73)

2018- Liz Cambage (89)

2017- Skylar Diggins-Smith (95)

2016- Odyssey Sims (86)

2015- Odyssey Sims (64)

2014- Skylar Diggins-Smith (97)

2013- Skylar Diggins-Smith (92)

2012- Temeka Johnson (79)

2011- Tiffany Jackson-Jones (95)

2010- Karima- Scholanda Dorrell (86)

2009- Shavonte Zellous (77)

2008- Katie Smith (80)

2007- Deanna Nolan (82)

2006- Swin Cash (88)

2005- Deanna Nolan (100)

2004- Deanna Nolan (90)

2003- Swin Cash (108)

2002- Swin Cash (100)

2001- Astou Ndiaye-Diatta (73)

2000- Tornikidou/Brown (68)

1999- Sandy Brondello (75)

1998- Korie Hlede (88)

## BLOCKED SHOTS

**2022- Awak Kuier (29)**

2021- Alisha Gray (21)

2020- Bella Alarie (19)

2019- Isabelle Harrison (24)

2018- Liz Cambage (54)

2017- Skylar Diggins-Smith (28)

2016- Courtney Paris (29)

2015- Courtney Paris (41)

2014- Courtney Paris (36)

2013- Liz Cambage (48)

# PLAYOFF RECORDS



## FRANCHISE GAME-BY-GAME PLAYOFF RECORDS

DATE	W/L	OUTCOME	COACH
08/24/99	L	DET 54 vs CHA 60 *K*	Nancy Lieberman
08/29/03	W	DET 76 at CLE 74 *1*	Bill Laimbeer
08/31/03	L	DET 59 vs CLE 66 *C*	Bill Laimbeer
09/02/03	W	DET 77 vs CLE 63 *C*F*D*	Bill Laimbeer
09/05/03	W	DET 73 at CT 63 *1*	Bill Laimbeer
09/07/03	W	DET 79 vs CT 73 *C*	Bill Laimbeer
09/12/03	L	DET 63 at LA 75 *1*	Bill Laimbeer
09/14/03	W	DET 62 vs LA 61 *F*	Bill Laimbeer
09/16/03	W	DET 83 vs LA 78 *C*F*D*	Bill Laimbeer
09/24/04	L	DET 62 vs NY 75 *1*	Bill Laimbeer
09/26/04	W	DET 76 at NY 66 *F*	Bill Laimbeer
09/28/04	L	DET 64 at NY 66 *C*F*D*	Bill Laimbeer
08/31/05	L	DET 62 vs CT 73 *1*	Bill Laimbeer
09/02/05	L	DET 67 at CT 75 *F*	Bill Laimbeer
08/17/06	W	DET 68 at IND 56 *1*	Bill Laimbeer
08/19/06	W	DET 98 vs IND 83 *C*	Bill Laimbeer
08/24/06	W	DET 70 vs CT 59 *1*	Bill Laimbeer
08/26/06	L	DET 68 at CT 77 *C*	Bill Laimbeer
08/27/06	W	DET 79 at CT 55 *C*F*D*	Bill Laimbeer
08/30/06	L	DET 71 vs SAC 95 *1*	Bill Laimbeer
09/01/06	W	DET 73 vs SAC 63	Bill Laimbeer
09/03/06	L	DET 69 at SAC 89	Bill Laimbeer
09/06/06	W	DET 72 at SAC 52 *F*	Bill Laimbeer
09/09/06	W	DET 80 vs SAC 75 *C*F*D*	Bill Laimbeer
08/24/07	L	DET 51 at NY 73 *1*	Bill Laimbeer
08/26/07	W	DET 76 vs NY 73 *F*	Bill Laimbeer
08/28/07	W	DET 71 vs NY 70 *C*F*D*	Bill Laimbeer
08/31/07	L	DET 65 at IND 75 *1*	Bill Laimbeer
09/02/07	W	DET 77 vs IND 63 *F*	Bill Laimbeer
09/03/07	W	DET 81 vs IND 65 *C*F*D*	Bill Laimbeer
09/05/07	W	DET 108 vs PHO 1 *1*	Bill Laimbeer
09/08/07	L	DET 70 vs PHO 98	Bill Laimbeer
09/11/07	W	DET 88 at PHO 83	Bill Laimbeer
09/13/07	L	DET 76 at PHO 77 *C	Bill Laimbeer
09/16/07	L	DET 92 vs PHO 10 *C*F*D*	Bill Laimbeer
09/19/08	W	DET 81 at IND 72 *1*	Bill Laimbeer
09/21/08	L	DET 82 vs IND 89 *C*	Bill Laimbeer
09/23/08	W	DET 80 vs IND 61 *C*F*D*	Bill Laimbeer
09/26/08	L	DET 56 at NY 60 *1*	Bill Laimbeer
09/28/08	W	DET 64 vs NY 55 *F*	Bill Laimbeer
09/29/08	W	DET 75 vs NY 73 *C*F*D*	Bill Laimbeer
10/01/08	W	DET 77 at SA 69 *1*	Bill Laimbeer
10/03/08	W	DET 69 at SA 61	Bill Laimbeer
10/05/08	W	DET 76 vs SA 60 *C*	Bill Laimbeer
09/16/09	W	DET 94 vs ATL 89 *1*	Rick Mahorn
09/18/09	W	DET 94 at ATL 79 *C*	Rick Mahorn
09/23/09	W	DET 72 vs IND 56 *1*	Rick Mahorn
09/25/09	L	DET 75 at IND 79 *C*	Rick Mahorn
09/26/09	L	DET 67 at IND 72 *C*F*D*	Rick Mahorn
09/17/15	L	TUL 55 at PHO 88 *1*	Fred Williams
09/19/15	L	TUL 67 vs PHO 91 *F*	Fred Williams
09/06/17	L	DAL 76 at WAS 86 *K*	Fred Williams
08/21/18	L	DAL 83 at PHX 101 *K*	Taj McWilliams-Franklin
9/23/21	L	DAL 64 at CHI 81 *K*	Vickie Johnson
8/18/22	L	DAL 68 at CON 93 *1*	Vickie Johnson
8/21/22	L	DAL 89 at CON 79 *F*	Vickie Johnson
8/24/22	L	DAL 58 vs. CON 73 *C*F*	Vickie Johnson

\*K\* = knockout game (single-game match, not series), \*1\* = first game of series, \*C\* = can-clinch (can win series with this game), \*F\* = face-elim (can lose series with this game), \*D\* = decisive (either team can win series with this game)

# PLAYOFF RECORDS



## FRANCHISE SERIES PLAYOFF RECORDS

Series	W: 12	L: 6
All Games	W: 31	L: 25
Home Games	W: 19	L: 10
Road Games	W: 12	L: 15
Knockout Games	W: 0	L: 4
Series Game 1	W: 9	L: 9
Can Clinch	W: 12	L: 10
Facing Elim.	W: 14	L: 8
Decisive Games	W: 8	L: 6

## FRANCHISE PLAYOFF RECORD WHEN...

CATEGORY	HOME	ROAD	OVERALL
Led at halftime	7-3	5-4	12-7
Trailed at halftime	1-2	0-7	1-9
Tied at halftime	0-1	1-1	1-2
Shoot higher FG percentage than opponent	3-1	3-2	6-3
Shoot lower FG percentage than opponent	5-5	3-10	8-15
Shoot equal to or higher than .400 FG percentage	5-1	4-5	9-6
Shoot lower than .400 FG percentage	3-5	2-7	5-12
Shoot higher 3FG percentage than opponent	4-1	6-1	10-2
Shoot lower 3FG percentage than opponent	4-4	0-10	4-14
Shoot same 3FG percentage as opponent	0-1	0-1	0-2
Make more 3FG than opponent	6-3	5-5	11-8
Make fewer 3FG than opponent	2-2	0-6	2-8
Make same amount of 3FG as opponent	0-1	1-1	1-2
Attempt more FT than opponent	6-3	1-7	7-10
Attempt fewer FT than opponent	2-3	4-5	6-8
Attempt same amount of FT as opponent	-	1-0	1-0
Record more assists than opponent	6-0	3-0	9-0
Record fewer assists than opponent	2-5	2-12	4-17
Record same amount of assists as opponent	0-1	1-0	1-1
Outrebounded opponent	5-1	4-5	9-6
Outrebounded by opponent	3-4	2-7	5-11
Record the same number of rebounds as opponent	0-1	-	0-1
Commit more TO than opponent	3-3	3-6	6-9
Commit fewer TO than opponent	4-3	3-5	7-8
Commit as many TO as opponent	1-0	0-1	1-1
Score fewer than 70 points	1-3	0-6	1-9
Score 70-79 points	2-1	1-2	3-3
Score 80-89 points	3-1	5-3	8-4
Score 90-99 points	1-1	0-1	1-2
Score 100+ points	1-0	-	1-0
Allow fewer than 70 points	5-0	1-1	6-1
Allow 70-79 points	1-4	4-1	5-5
Allow 80-89 points	1-1	1-7	2-8
Allow 90-99 points	1-1	0-2	1-3
Allow 100+ points	-	0-1	0-1
Outscore opponent's bench	5-2	2-5	7-7
Outscored by opponent's bench	2-4	3-7	5-11
Both benches score same amount	1-0	1-0	2-0
Three players score 10+ points	1-3	3-2	4-5
Four players score 10+ points	6-1	3-1	9-2
Five or more players score 10+ points	-	0-3	0-3





## TEAM HISTORY





# YEAR-BY-YEAR RESULTS | 2022 | DALLAS WINGS

## 2022 Dallas Wings Results

	RECORD	HOME	ROAD	OT
<b>OVERALL</b>	18-18	8-10	10-8	1-0
<b>WESTERN</b>	9-10	5-5	4-5	0-0
<b>EASTERN</b>	9-8	3-5	6-3	1-0

### BY MONTH - REGULAR SEASON

May	5-4
June	4-7
July	4-5
August	5-2

### WIN-LOSE STREAKS

OVERALL	HOME	ROAD
Win - 5	Win - 3	Win - 3
Loss - 4	Loss - 3	Loss - 2

## PLAYER STATISTICS

PLAYER	G	GS	MIN	-FIELD GOALS-			-3-POINT FG-			-FREE THROWS-			-REBOUNDS-			AST	PF	DQ	STL	TO	BLK	PTS	AVG
				FG	FGA	PCT	3FG	3FGA	3PCT	FT	FTA	PCT	OR	DR	REB								
Ogunbowale	30	30	941	204	510	.400	83	236	.352	99	124	.798	18	80	98	108	65	0	45	54	3	590	19.7
Mabrey	34	32	951	178	424	.420	61	174	.351	47	69	.681	20	104	124	125	86	0	28	83	13	464	13.6
Gray	33	33	1086	146	345	.423	64	157	.408	83	104	.798	29	130	159	84	78	0	37	42	24	439	13.3
McCowan	33	15	623	139	231	.602	0	0	---	84	140	.600	98	134	232	25	102	0	11	56	22	362	11.0
Harrison	35	18	644	116	249	.466	2	2	1.000	72	83	.867	48	102	150	46	73	1	26	46	5	306	8.7
Thornton	36	35	1050	97	206	.471	25	76	.329	68	82	.829	65	146	211	65	97	2	39	42	20	287	8.0
Harris	35	5	552	69	166	.416	17	55	.309	19	24	.792	6	26	32	99	35	0	13	29	4	174	5.0
Sabally	35	5	552	69	166	.416	17	55	.309	19	24	.792	6	26	32	99	35	1	5	25	2	124	11.3
Burton	36	6	548	25	76	.329	12	43	.279	32	32	1.000	18	36	54	68	51	0	34	35	11	94	2.6
Kuier	33	0	416	34	86	.395	4	21	.190	19	31	.613	23	59	82	29	26	0	13	19	29	91	2.8
Collier	17	0	78	12	27	.444	0	2	.000	10	14	.714	4	6	10	2	19	0	1	10	0	34	2.0
Dickey	20	0	93	7	33	.212	1	4	.250	6	9	.667	6	6	12	2	9	0	4	5	1	323	1.1
Jefferson (TOT)	31	30	809	117	259	.452	36	76	.474	53	65	.815	11	64	75	147	67	0	35	67	4	0	10.4
Jefferson (DAL)	1	0	4	0	0	---	0	0	---	0	0	---	0	0	0	0	0	0	0	0	0	0	0.0
WINGS	36	---	7225	1068	2456	.435	279	813	.343	571	747	.764	344	873	1217	676	659	4	248	496	129	2434	82.9
OPPONENTS	36	---	7225	1092	2380	.459	262	764	.343	533	680	.784	277	901	1178	717	670	---	244	482	153	2979	82.8

### -- SINGLE-GAME HIGHS --

### ----- AVERAGE PER GAME -----

### ----- AVERAGE PER 40 MINUTES -----

PLAYER	-- SINGLE-GAME HIGHS --							----- AVERAGE PER GAME -----							----- AVERAGE PER 40 MINUTES -----							
	MIN	REB	AST	ST	TO	BL	PTS	MIN	REB	AST	STL	TO	BLK	PTS	REB	AST	PF	STL	TO	BLK	PTS	
Ogunbowale	36	7	8	5	6	1	37	31.4	3.3	3.6	1.5	1.8	0.1	19.7	3.7	4.1	2.5	1.7	2.1	0.1	22.6	
Mabrey	37	7	10	3	5	2	31	28.0	3.6	3.7	0.8	2.4	0.4	13.6	4.7	4.7	3.3	1.1	3.1	1.1	17.6	
Gray	43	12	8	4	4	5	24	32.9	4.8	2.5	1.1	1.3	0.7	13.3	5.3	2.8	2.6	1.3	1.4	0.8	14.6	
McCowan	35	16	3	2	6	4	27	21.7	4.8	2.1	0.5	2.3	0.2	11.3	13.4	1.4	5.9	0.6	3.2	1.3	20.9	
Harrison	32	10	3	4	4	1	20	18.9	7.0	0.8	0.3	1.7	0.7	11.0	8.4	2.6	4.1	1.5	2.6	0.3	17.1	
Thornton	40	15	5	4	4	3	21	18.4	4.3	1.3	0.7	1.3	0.1	8.7	7.2	2.2	3.3	1.3	1.4	0.7	9.8	
Harris	28	4	11	3	3	1	18	29.2	5.9	1.8	1.1	1.2	0.6	8.0	2.1	6.5	2.3	0.8	2.5	0.3	11.3	
Sabally	31	11	6	2	6	1	18	15.8	0.9	2.8	0.4	1.1	0.1	5.0	8.0	3.5	5.3	0.8	3.8	0.3	18.7	
Burton	30	6	9	3	3	1	15	12.6	2.5	0.9	0.4	0.6	0.9	2.8	3.5	4.5	3.4	2.2	2.4	0.7	6.2	
Kuier	25	9	3	3	2	3	9	15.2	1.5	1.9	0.9	1.0	0.3	2.6	7.1	2.5	2.3	1.1	1.6	2.5	7.9	
Collier	11	3	1	1	3	0	7	4.6	0.6	0.1	0.1	0.6	0.0	2.0	4.6	0.9	8.8	0.5	4.6	0.0	15.7	
Dickey	17	3	1	1	2	1	5	4.7	0.6	0.1	0.2	0.3	0.1	1.1	4.6	0.8	3.5	1.5	1.9	0.4	8.1	
Jefferson (TOT)	36	10	12	5	8	1	23	12.0	0.6	0.7	0.43	0.0	0.14	1.3	3.3	6.5	3.0	1.6	3.0	0.2	14.4	
Jefferson (DAL)	4	0	0	0	0	0	0	4.0	0.0	0.0	0.0	0.0	0.0	0.0	0.0	0.0	0.0	0.0	0.0	0.0	0.0	0.0
WINGS	200	50	33	17	19	8	116	200.0	33.8	18.8	7.1	12.7	3.7	82.9	-	-	-	-	-	-	-	-
OPPONENTS	200	53	29	12	24	9	99	200.0	32.7	19.9	6.8	13.4	4.3	82.8	-	-	-	-	-	-	-	-



# YEAR-BY-YEAR RESULTS | 2021 | DALLAS WINGS

## HOME/ROAD - REGULAR SEASON

	RECORD	HOME	ROAD	OT
All Games	14-18	4-7	4-7	2-0
vs. Eastern	7-5	4-2	3-3	2-0
vs. Western	1-9	0-5	1-4	0-0

## BY MONTH - REGULAR SEASON

July	2-1
August	4-9
September	2-4

## WIN-LOSE STREAKS

OVERALL	HOME	ROAD
Win - 2	Win - 2	Win - 1
Loss - 3	Loss - 4	Loss - 6

## PLAYER STATISTICS

PLAYER	G	GS	MIN	-FIELD GOALS-			-3-POINT FG-			-FREE THROWS-			-REBOUNDS-			AST	PF	DQ	STL	TO	BLK	PTS	AVG
				FG	FGA	PCT	3FG	3FGA	3PCT	FT	FTA	PCT	OR	DR	REB								
Ogunbowale	33	28	1059	214	551	.388	57	162	.352	145	178	.815	20	60	80	106	85	0	35	68	1	630	19.1
Gray	34	29	1035	117	256	.457	33	86	.384	95	112	.848	45	96	141	78	87	0	42	50	14	362	10.6
Thornton	27	25	822	99	289	.343	28	103	.272	54	58	.931	49	94	143	48	60	0	24	44	8	280	10.4
Harrison	31	29	794	110	241	.456	0	6	.000	48	67	.716	72	109	181	42	80	0	35	47	25	268	8.6
Johnson	28	19	676	78	214	.364	35	103	.340	14	24	.583	27	117	144	39	45	0	39	28	18	205	7.3
Plaisance	22	12	378	46	123	.374	23	67	.343	17	22	.773	21	76	97	34	53	0	6	30	17	132	6.0
Davis	33	16	634	76	231	.329	16	51	.314	29	33	.879	16	57	73	69	79	1	18	73	6	197	6.0
Stevens	9	1	144	19	53	.358	1	9	.111	4	5	.800	15	17	32	5	12	0	5	9	10	43	4.8
McGee-Stafford	29	6	346	51	109	.468	1	4	.250	9	14	.643	44	67	111	18	58	1	17	34	18	112	3.9
Hill	4	2	49	4	13	.308	1	6	.167	4	5	.800	2	3	5	3	4	0	1	0	0	13	3.3
Gustafson	25	0	238	27	55	.491	1	9	.111	18	20	.900	20	43	63	7	26	0	4	10	6	73	2.9
Anigwe (TOT)	27	0	250	22	68	.324	0	0	---	22	32	.688	28	38	66	6	39	0	9	17	8	66	2.4
Anigwe (DAL)	10	0	129	11	33	.333	0	0	---	10	15	.667	14	22	36	3	22	0	3	7	4	32	3.2
McCarty-Williams	34	3	447	26	90	.289	18	50	.360	11	12	.917	10	35	45	64	42	0	16	28	1	81	2.4
Samuelson (TOT)	7	0	84	3	14	.214	3	12	.250	0	0	---	1	3	4	5	8	0	3	0	1	9	1.3
Samuelson (DAL)	4	0	48	2	7	.286	2	6	.333	0	0	---	1	1	2	2	6	0	3	0	1	6	1.5
WINGS	34	-	6800	880	2265	.389	216	662	.326	458	565	.811	356	797	1153	518	659	2	248	496	129	2434	71.6
OPPONENTS	34	-	6800	930	2162	.430	208	607	.343	563	695	.810	284	855	1139	635	546	0	227	479	134	2631	77.4

### -- SINGLE-GAME HIGHS --

### ----- AVERAGE PER GAME -----

### ----- AVERAGE PER 40 MINUTES -----

PLAYER	-- SINGLE-GAME HIGHS --						----- AVERAGE PER GAME -----										----- AVERAGE PER 40 MINUTES -----					
	MIN	REB	AST	ST	TO	BL	PTS	MIN	REB	AST	STL	TO	BLK	PTS	REB	AST	PF	STL	TO	BLK	PTS	
Ogunbowale	39	7	7	2	6	1	35	32.1	2.4	3.2	1.06	2.1	0.03	19.1	3.0	4.0	3.2	1.32	2.6	0.04	23.8	
Gray	38	8	9	5	4	2	22	30.5	4.1	2.3	1.24	1.5	0.41	10.6	5.4	3.0	3.4	1.62	1.9	0.54	14.0	
Thornton	38	11	4	3	4	1	20	30.4	5.3	1.8	0.89	1.6	0.30	10.4	7.0	2.3	2.9	1.17	2.1	0.39	13.6	
Harrison	36	13	4	4	4	5	18	25.6	5.8	1.4	1.13	1.5	0.81	8.6	9.1	2.1	4.0	1.76	2.4	1.26	13.5	
Johnson	38	9	5	4	5	3	20	24.1	5.1	1.4	1.39	1.0	0.64	7.3	8.5	2.3	2.7	2.31	1.7	1.07	12.1	
Plaisance	32	11	5	2	5	3	15	17.2	4.4	1.5	0.27	1.4	0.77	6.0	10.3	3.6	5.6	0.63	3.2	1.80	14.0	
Davis	36	5	9	3	5	2	14	19.2	2.2	2.1	0.55	2.2	0.18	6.0	4.6	4.4	5.0	1.14	4.6	0.38	12.4	
Stevens	26	8	2	2	2	4	10	16.0	3.6	0.6	0.56	1.0	1.11	4.8	8.9	1.4	3.3	1.39	2.5	2.78	11.9	
McGee-Stafford	26	11	5	3	4	3	12	11.9	3.8	0.6	0.59	1.2	0.62	3.9	12.8	2.1	6.7	1.97	3.9	2.08	12.9	
Hill	20	3	1	1	0	0	6	12.2	1.3	0.8	0.25	0.0	0.00	3.3	4.1	2.4	3.3	0.82	0.0	0.00	10.6	
Gustafson	27	8	1	1	3	1	11	9.5	2.5	0.3	0.16	0.4	0.24	2.9	10.6	1.2	4.4	0.67	1.7	1.01	12.3	
Anigwe (TOT)	26	9	2	2	3	2	8	9.3	2.4	0.2	0.33	0.6	0.30	2.4	10.6	1.0	6.2	1.44	2.7	1.28	10.6	
Anigwe (DAL)	26	9	2	1	2	2	7	12.9	3.6	0.3	0.30	0.7	0.40	3.2	11.2	0.9	6.8	0.93	2.2	1.24	9.9	
McCarty-Williams	31	5	8	2	3	1	8	13.1	1.3	1.9	0.47	0.8	0.03	2.4	4.0	5.7	3.8	1.43	2.5	0.09	7.2	
Samuelson (TOT)	21	2	3	2	0	1	3	12.0	0.6	0.7	0.43	0.0	0.14	1.3	1.9	2.4	3.8	1.43	0.0	0.48	4.3	
Samuelson (DAL)	21	2	1	2	0	1	3	12.1	0.5	0.5	0.75	0.0	0.25	1.5	1.7	1.7	5.0	2.50	0.0	0.83	5.0	
WINGS	200	49	24	13	21	7	89	200.0	33.9	15.2	7.29	14.6	3.79	71.6	33.9	15.2	19.4	7.29	14.6	3.79	71.6	
OPPONENTS	200	41	31	14	24	11	102	200.0	33.5	18.7	6.68	14.1	3.94	77.4	33.5	18.7	16.1	6.68	14.1	3.94	77.4	



# YEAR-BY-YEAR RESULTS | 2020 | DALLAS WINGS

## HOME/ROAD - REGULAR SEASON

	RECORD	HOME	ROAD	OT
All Games	8-14	4-7	4-7	2-0
vs. Eastern	7-5	4-2	3-3	2-0
vs. Western	1-9	0-5	1-4	0-0

## BY MONTH - REGULAR SEASON

July	2-1
August	4-9
September	2-4

## WIN-LOSE STREAKS

OVERALL	HOME	ROAD
Win - 2	Win - 2	Win - 1
Loss - 3	Loss - 4	Loss - 6

## PLAYER STATISTICS

PLAYER	G	GS	MIN	-FIELD GOALS-			-3-POINT FG-			-FREE THROWS-			-REBOUNDS-			AST	PF	DQ	STL	TO	BLK	PTS	AVG
				FG	FGA	PCT	3FG	3FGA	3PCT	FT	FTA	PCT	OR	DR	REB								
Ogunbowale	33	28	1059	214	551	.388	57	162	.352	145	178	.815	20	60	80	106	85	0	35	68	1	630	19.1
Gray	34	29	1035	117	256	.457	33	86	.384	95	112	.848	45	96	141	78	87	0	42	50	14	362	10.6
Thornton	27	25	822	99	289	.343	28	103	.272	54	58	.931	49	94	143	48	60	0	24	44	8	280	10.4
Harrison	31	29	794	110	241	.456	0	6	.000	48	67	.716	72	109	181	42	80	0	35	47	25	268	8.6
Johnson	28	19	676	78	214	.364	35	103	.340	14	24	.583	27	117	144	39	45	0	39	28	18	205	7.3
Plaisance	22	12	378	46	123	.374	23	67	.343	17	22	.773	21	76	97	34	53	0	6	30	17	132	6.0
Davis	33	16	634	76	231	.329	16	51	.314	29	33	.879	16	57	73	69	79	1	18	73	6	197	6.0
Stevens	9	1	144	19	53	.358	1	9	.111	4	5	.800	15	17	32	5	12	0	5	9	10	43	4.8
McGee-Stafford	29	6	346	51	109	.468	1	4	.250	9	14	.643	44	67	111	18	58	1	17	34	18	112	3.9
Hill	4	2	49	4	13	.308	1	6	.167	4	5	.800	2	3	5	3	4	0	1	0	0	13	3.3
Gustafson	25	0	238	27	55	.491	1	9	.111	18	20	.900	20	43	63	7	26	0	4	10	6	73	2.9
Anigwe (TOT)	27	0	250	22	68	.324	0	0	---	22	32	.688	28	38	66	6	39	0	9	17	8	66	2.4
Anigwe (DAL)	10	0	129	11	33	.333	0	0	---	10	15	.667	14	22	36	3	22	0	3	7	4	32	3.2
McCarty-Williams	34	3	447	26	90	.289	18	50	.360	11	12	.917	10	35	45	64	42	0	16	28	1	81	2.4
Samuelson (TOT)	7	0	84	3	14	.214	3	12	.250	0	0	---	1	3	4	5	8	0	3	0	1	9	1.3
Samuelson (DAL)	4	0	48	2	7	.286	2	6	.333	0	0	---	1	1	2	2	6	0	3	0	1	6	1.5
WINGS	34	-	6800	880	2265	.389	216	662	.326	458	565	.811	356	797	1153	518	659	2	248	496	129	2434	71.6
OPPONENTS	34	-	6800	930	2162	.430	208	607	.343	563	695	.810	284	855	1139	635	546	0	227	479	134	2631	77.4

## -- SINGLE-GAME HIGHS --

## ----- AVERAGE PER GAME -----

## ----- AVERAGE PER 40 MINUTES -----

PLAYER	MIN	REB	AST	ST	TO	BL	PTS	MIN	REB	AST	STL	TO	BLK	PTS	REB	AST	PF	STL	TO	BLK	PTS
Ogunbowale	39	7	7	2	6	1	35	32.1	2.4	3.2	1.06	2.1	0.03	19.1	3.0	4.0	3.2	1.32	2.6	0.04	23.8
Gray	38	8	9	5	4	2	22	30.5	4.1	2.3	1.24	1.5	0.41	10.6	5.4	3.0	3.4	1.62	1.9	0.54	14.0
Thornton	38	11	4	3	4	1	20	30.4	5.3	1.8	0.89	1.6	0.30	10.4	7.0	2.3	2.9	1.17	2.1	0.39	13.6
Harrison	36	13	4	4	4	5	18	25.6	5.8	1.4	1.13	1.5	0.81	8.6	9.1	2.1	4.0	1.76	2.4	1.26	13.5
Johnson	38	9	5	4	5	3	20	24.1	5.1	1.4	1.39	1.0	0.64	7.3	8.5	2.3	2.7	2.31	1.7	1.07	12.1
Plaisance	32	11	5	2	5	3	15	17.2	4.4	1.5	0.27	1.4	0.77	6.0	10.3	3.6	5.6	0.63	3.2	1.80	14.0
Davis	36	5	9	3	5	2	14	19.2	2.2	2.1	0.55	2.2	0.18	6.0	4.6	4.4	5.0	1.14	4.6	0.38	12.4
Stevens	26	8	2	2	2	4	10	16.0	3.6	0.6	0.56	1.0	1.11	4.8	8.9	1.4	3.3	1.39	2.5	2.78	11.9
McGee-Stafford	26	11	5	3	4	3	12	11.9	3.8	0.6	0.59	1.2	0.62	3.9	12.8	2.1	6.7	1.97	3.9	2.08	12.9
Hill	20	3	1	1	0	0	6	12.2	1.3	0.8	0.25	0.0	0.00	3.3	4.1	2.4	3.3	0.82	0.0	0.00	10.6
Gustafson	27	8	1	1	3	1	11	9.5	2.5	0.3	0.16	0.4	0.24	2.9	10.6	1.2	4.4	0.67	1.7	1.01	12.3
Anigwe (TOT)	26	9	2	2	3	2	8	9.3	2.4	0.2	0.33	0.6	0.30	2.4	10.6	1.0	6.2	1.44	2.7	1.28	10.6
Anigwe (DAL)	26	9	2	1	2	2	7	12.9	3.6	0.3	0.30	0.7	0.40	3.2	11.2	0.9	6.8	0.93	2.2	1.24	9.9
McCarty-Williams	31	5	8	2	3	1	8	13.1	1.3	1.9	0.47	0.8	0.03	2.4	4.0	5.7	3.8	1.43	2.5	0.09	7.2
Samuelson (TOT)	21	2	3	2	0	1	3	12.0	0.6	0.7	0.43	0.0	0.14	1.3	1.9	2.4	3.8	1.43	0.0	0.48	4.3
Samuelson (DAL)	21	2	1	2	0	1	3	12.1	0.5	0.5	0.75	0.0	0.25	1.5	1.7	1.7	5.0	2.50	0.0	0.83	5.0
WINGS	200	49	24	13	21	7	89	200.0	33.9	15.2	7.29	14.6	3.79	71.6	33.9	15.2	19.4	7.29	14.6	3.79	71.6
OPPONENTS	200	41	31	14	24	11	102	200.0	33.5	18.7	6.68	14.1	3.94	77.4	33.5	18.7	16.1	6.68	14.1	3.94	77.4



# YEAR-BY-YEAR RESULTS | 2019 | DALLAS WINGS

## HOME/ROAD - REGULAR SEASON

	RECORD	HOME	ROAD	OT
All Games	10-24	8-9	2-15	0-0
vs. Eastern	5-13	4-5	1-8	0-0
vs. Western	5-11	4-4	1-7	0-0

## BY MONTH - REGULAR SEASON

May	0-1
June	4-6
July	1-8
August	5-6
September	0-2

## WIN-LOSE STREAKS

OVERALL	HOME	ROAD
Win - 3	Win - 4	Win - 1
Loss - 6	Loss - 3	Loss - 11

## PLAYER STATISTICS

PLAYER	G	GS	MIN	-FIELD GOALS-			-3-POINT FG-			-FREE THROWS-			-REBOUNDS-			AST	PF	DQ	STL	TO	BLK	PTS	AVG
				FG	FGA	PCT	3FG	3FGA	3PCT	FT	FTA	PCT	OR	DR	REB								
Ogunbowale	33	28	1059	214	551	.388	57	162	.352	145	178	.815	20	60	80	106	85	0	35	68	1	630	19.1
Gray	34	29	1035	117	256	.457	33	86	.384	95	112	.848	45	96	141	78	87	0	42	50	14	362	10.6
Thornton	27	25	822	99	289	.343	28	103	.272	54	58	.931	49	94	143	48	60	0	24	44	8	280	10.4
Harrison	31	29	794	110	241	.456	0	6	.000	48	67	.716	72	109	181	42	80	0	35	47	25	268	8.6
Johnson	28	19	676	78	214	.364	35	103	.340	14	24	.583	27	117	144	39	45	0	39	28	18	205	7.3
Plaisance	22	12	378	46	123	.374	23	67	.343	17	22	.773	21	76	97	34	53	0	6	30	17	132	6.0
Davis	33	16	634	76	231	.329	16	51	.314	29	33	.879	16	57	73	69	79	1	18	73	6	197	6.0
Stevens	9	1	144	19	53	.358	1	9	.111	4	5	.800	15	17	32	5	12	0	5	9	10	43	4.8
McGee-Stafford	29	6	346	51	109	.468	1	4	.250	9	14	.643	44	67	111	18	58	1	17	34	18	112	3.9
Hill	4	2	49	4	13	.308	1	6	.167	4	5	.800	2	3	5	3	4	0	1	0	0	13	3.3
Gustafson	25	0	238	27	55	.491	1	9	.111	18	20	.900	20	43	63	7	26	0	4	10	6	73	2.9
Anigwe (TOT)	27	0	250	22	68	.324	0	0	---	22	32	.688	28	38	66	6	39	0	9	17	8	66	2.4
Anigwe (DAL)	10	0	129	11	33	.333	0	0	---	10	15	.667	14	22	36	3	22	0	3	7	4	32	3.2
McCarty-Williams	34	3	447	26	90	.289	18	50	.360	11	12	.917	10	35	45	64	42	0	16	28	1	81	2.4
Samuelson (TOT)	7	0	84	3	14	.214	3	12	.250	0	0	---	1	3	4	5	8	0	3	0	1	9	1.3
Samuelson (DAL)	4	0	48	2	7	.286	2	6	.333	0	0	---	1	1	2	2	6	0	3	0	1	6	1.5
WINGS	34	-	6800	880	2265	.389	216	662	.326	458	565	.811	356	797	1153	518	659	2	248	496	129	2434	71.6
OPPONENTS	34	-	6800	930	2162	.430	208	607	.343	563	695	.810	284	855	1139	635	546	0	227	479	134	2631	77.4

### -- SINGLE-GAME HIGHS --

### ----- AVERAGE PER GAME -----

### ----- AVERAGE PER 40 MINUTES -----

PLAYER	-- SINGLE-GAME HIGHS --						----- AVERAGE PER GAME -----										----- AVERAGE PER 40 MINUTES -----					
	MIN	REB	AST	ST	TO	BL	PTS	MIN	REB	AST	STL	TO	BLK	PTS	REB	AST	PF	STL	TO	BLK	PTS	
Ogunbowale	39	7	7	2	6	1	35	32.1	2.4	3.2	1.06	2.1	0.03	19.1	3.0	4.0	3.2	1.32	2.6	0.04	23.8	
Gray	38	8	9	5	4	2	22	30.5	4.1	2.3	1.24	1.5	0.41	10.6	5.4	3.0	3.4	1.62	1.9	0.54	14.0	
Thornton	38	11	4	3	4	1	20	30.4	5.3	1.8	0.89	1.6	0.30	10.4	7.0	2.3	2.9	1.17	2.1	0.39	13.6	
Harrison	36	13	4	4	4	5	18	25.6	5.8	1.4	1.13	1.5	0.81	8.6	9.1	2.1	4.0	1.76	2.4	1.26	13.5	
Johnson	38	9	5	4	5	3	20	24.1	5.1	1.4	1.39	1.0	0.64	7.3	8.5	2.3	2.7	2.31	1.7	1.07	12.1	
Plaisance	32	11	5	2	5	3	15	17.2	4.4	1.5	0.27	1.4	0.77	6.0	10.3	3.6	5.6	0.63	3.2	1.80	14.0	
Davis	36	5	9	3	5	2	14	19.2	2.2	2.1	0.55	2.2	0.18	6.0	4.6	4.4	5.0	1.14	4.6	0.38	12.4	
Stevens	26	8	2	2	2	4	10	16.0	3.6	0.6	0.56	1.0	1.11	4.8	8.9	1.4	3.3	1.39	2.5	2.78	11.9	
McGee-Stafford	26	11	5	3	4	3	12	11.9	3.8	0.6	0.59	1.2	0.62	3.9	12.8	2.1	6.7	1.97	3.9	2.08	12.9	
Hill	20	3	1	1	0	0	6	12.2	1.3	0.8	0.25	0.0	0.00	3.3	4.1	2.4	3.3	0.82	0.0	0.00	10.6	
Gustafson	27	8	1	1	3	1	11	9.5	2.5	0.3	0.16	0.4	0.24	2.9	10.6	1.2	4.4	0.67	1.7	1.01	12.3	
Anigwe (TOT)	26	9	2	2	3	2	8	9.3	2.4	0.2	0.33	0.6	0.30	2.4	10.6	1.0	6.2	1.44	2.7	1.28	10.6	
Anigwe (DAL)	26	9	2	1	2	2	7	12.9	3.6	0.3	0.30	0.7	0.40	3.2	11.2	0.9	6.8	0.93	2.2	1.24	9.9	
McCarty-Williams	31	5	8	2	3	1	8	13.1	1.3	1.9	0.47	0.8	0.03	2.4	4.0	5.7	3.8	1.43	2.5	0.09	7.2	
Samuelson (TOT)	21	2	3	2	0	1	3	12.0	0.6	0.7	0.43	0.0	0.14	1.3	1.9	2.4	3.8	1.43	0.0	0.48	4.3	
Samuelson (DAL)	21	2	1	2	0	1	3	12.1	0.5	0.5	0.75	0.0	0.25	1.5	1.7	1.7	5.0	2.50	0.0	0.83	5.0	
WINGS	200	49	24	13	21	7	89	200.0	33.9	15.2	7.29	14.6	3.79	71.6	33.9	15.2	19.4	7.29	14.6	3.79	71.6	
OPPONENTS	200	41	31	14	24	11	102	200.0	33.5	18.7	6.68	14.1	3.94	77.4	33.5	18.7	16.1	6.68	14.1	3.94	77.4	



# YEAR-BY-YEAR RESULTS | 2019 | DALLAS WINGS

## 2019 GAME-BY-GAME RESULTS

Date	Opponent	Res.	Score	Streak	Home	Road	Total	High Scoring	High Rebounds	High Assists	Opp. Scoring	Atten.	
May 24	@Atlanta	L	72- 76		0-0	0-1	0-1	Gray-14	Johnson-9	McCarthy-Williams-8	Breland-17	3,070	
Jun 1	MINNESOTA	L	67- 70		0-1	0-1	0-2	Thornton-12	Stevens-8	Thornton-3	Dantas-20	6,535	
Jun 7	@Indiana	L	64- 79		0-1	0-2	0-3	Harrison-18	Johnson-7	McCarthy-Williams-4	Achonwa-17	3,671	
Jun 9	@Washington	L	62- 86		0-1	0-3	0-4	Johnson-15	Harrison-7	Davis-5	Hawkins-21	3,564	
Jun 13	INDIANA	L	72- 76		0-2	0-3	0-5	Thornton-19	Johnson-9	Plaisance-4	Dupree-20	3,562	
Jun 15	ATLANTA	W	71- 61		1-2	0-3	1-5	Ogunbowale-17	Gray-8	Johnson-4	Williams-16	5,220	
Jun 20	PHOENIX	W	69- 54		2-2	0-3	2-5	Thornton-18	Gray-8	Plaisance-3	Mitchell-12	4,626	
Jun 22	@Las Vegas	L	68- 86		2-2	0-4	2-6	Ogunbowale-25	Thornton-11	Thornton-3			
Jun 26	CONNECTICUT	W	74- 73		3-2	0-4	3-6	Ogunbowale-23	Thornton-10	McCarthy-Williams-5	Hamby-27	4,347	
Jun 28	@New York	L	68- 69		3-2	0-5	3-7	Thornton-20	Gray-7	Plaisance-5	A. Thomas-28	4,017	
Jun 30	MINNESOTA	W	89- 86		4-2	0-5	4-7	Ogunbowale-19	Plaisance-10	Ogunbowale-5	Nurse-17	2,191	
Jul 5	INDIANA	L	56- 76		4-3	0-5	4-8	Plaisance-15	Plaisance-10	Plaisance-5	Sims-23	4,521	
Jul 7	@Chicago	L	66- 78		4-3	0-6	4-9	Ogunbowale-22	Plaisance-7	McCarthy-Williams-4	T. Mitchell-16	5,093	
Jul 9	LOS ANGELES	W	74- 62		5-3	0-6	5-9	Thornton-17	Plaisance-8	Plaisance-5	Lavender-20	6,102	
Jul 12	@Seattle	L	81- 95		5-3	0-7	5-10	Ogunbowale-23	Harrison-8	Ogunbowale-5			
Jul 14	CHICAGO	L	79- 89		5-4	0-7	5-11	Ogunbowale-20	Plaisance-6	Davis-4	N. Ogwumike-15	6,885	
Jul 17	@Phoenix	L	64- 69		5-4	0-8	5-12	Ogunbowale-14	Johnson-6	Johnson-9	Davis-9	Mosqueda-Lewis-18	6,451
Jul 18	@Los Angeles	L	64- 69		5-4	0-9	5-13	Harrison-14	McGee-Stafford-8	Gray-4	DeShields-26	4,261	
Jul 20	PHOENIX	L	66- 70		5-5	0-9	5-14	Thornton-16	McGee-Stafford-11	McCarthy-Williams-3	Griner-23	10,143	
Jul 30	@Las Vegas	L	54- 86		5-5	0-10	5-15	Ogunbowale-14	Ogunbowale-3	Ogunbowale-7	N. Ogwumike-22	14,050	
Aug 1	NEW YORK	W	87- 64		6-5	0-10	6-15	Ogunbowale-22	Harrison-9	Plaisance-10	Griner-17	5,471	
Aug 3	LAS VEGAS	L	70- 75		6-6	0-10	6-16	Ogunbowale-24	Harrison-8	Gray-4	T. Young-18	3,756	
Aug 8	@Seattle	L	57- 69		6-6	0-11	6-17	Thornton-14	Gustafson-8	Gray-9	Nurse-13	4,011	
Aug 10	@Phoenix	W	80- 77		6-6	1-11	7-17	Ogunbowale-23	McGee-Stafford-6	McGee-Stafford-5	McBride-21	5,882	
Aug 14	LOS ANGELES	W	84- 78		7-6	1-11	8-17	Ogunbowale-35	Harrison-7	Ogunbowale-6	N. Howard-23	6,268	
Aug 16	NEW YORK	W	83- 77		8-6	1-11	9-17	Gray-22	Harrison-9	Ogunbowale-4	Mitchell-23	9,717	
Aug 18	@Connecticut	L	68- 78		8-6	1-12	9-18	Gray-22	McGee-Stafford-8	Johnson-2	Gray-22	5,004	
Aug 22	@Minnesota	L	70- 86		8-6	1-13	9-19	Ogunbowale-22	Davis-2	Gray-2	Ogunbowale-5	4,070	
Aug 25	ATLANTA	L	73- 77	8-7	1-13	9-20	Ogunbowale-29		Harrison-7	Ogunbowale-5	Charles-25	4,070	
Aug 29	@Chicago	W	88- 83	8-7	2-13	10-20	Ogunbowale-35		Harrison-13	Harrison-4	Williams-18	7,275	
Aug 31	WASHINGTON	L	85- 91	8-8	2-13	10-21	Ogunbowale-30		McCarthy-Williams-5	Ogunbowale-3	Collier-19	8,124	
Sep 4	@Connecticut	L	72-102	8-8	2-14	10-22	Ogunbowale-32		Anigwe-5	McCarthy-Williams-3			
Sep 6	@Washington	L	73- 86	8-8	2-15	10-23	Ogunbowale-30		Harrison-10	Ogunbowale-2	Hayes-23	4,715	
Sep 8	SEATTLE	L	64- 78	8-9	2-15	10-24	Ogunbowale-25		Harrison-12	Ogunbowale-6	Vandersloot-19	5,614	
									Anigwe-9	Ogunbowale-7	Delle Donne-28	5,205	
									Johnson-4	Ogunbowale-6	J. Jones-22	6,284	
									Harrison-4				
									Anigwe-4				
									Johnson-8	Ogunbowale-6	Meesseman-25	3,963	
									Harrison-8				
									Harrison-8	Ogunbowale-5	N. Howard-22	5,910	



# YEAR-BY-YEAR RESULTS | 2018 | DALLAS WINGS

## HOME/ROAD - REGULAR SEASON

	RECORD	HOME	ROAD	OT
All Games	15-19	10-7	5-12	0-0
vs. Eastern	8-10	5-4	3-6	0-0
vs. Western	7-9	5-3	2-6	0-0

## BY MONTH - REGULAR SEASON

May	2-3
June	5-4
July	7-5
August	1-7

## WIN-LOSE STREAKS

OVERALL	HOME	ROAD
Win - 5	Win - 5	Win - 3
Loss - 9	Loss - 4	Loss - 7

## PLAYER STATISTICS

PLAYER	G	GS	MIN	-FIELD GOALS-			-3-POINT FG-			-FREE THROWS-			-REBOUNDS-			AST	PF	DQ	STL	TO	BLK	PTS	AVG
				FG	FGA	PCT	3FG	3FGA	3PCT	FT	FTA	PCT	OR	DR	REB								
Cambage, L	32	32	944:54	278	472	.589	12	37	.324	169	229	.738	75	234	309	73	89	1	15	89	54	737	23.0
Diggins-Smith, S	32	32	1092:18	186	461	.403	51	172	.297	151	180	.839	21	86	107	199	73	0	45	81	17	574	17.9
Christmas-Kelly, K	6	6	166:48	13	29	.448	4	9	.444	26	32	.813	11	22	33	9	14	0	2	9	2	56	9.3
Thornton, K	34	32	971:08	114	255	.447	43	121	.355	43	50	.86	44	93	137	62	93	1	35	37	12	314	9.2
Gray, A	34	34	906:50	100	248	.403	30	111	.27	82	95	.863	40	75	115	82	76	1	44	47	8	312	9.2
Stevens, A	34	9	700:08	111	258	.430	28	88	.318	52	66	.788	59	96	155	44	70	2	31	51	39	302	8.9
Johnson, G	29	17	652:28	85	204	.417	17	54	.315	46	59	.78	47	126	173	39	61	1	29	39	14	233	8.0
Powers, A	15	0	230:56	30	82	.366	5	28	.179	28	34	.824	11	26	37	13	21	0	7	24	2	93	6.2
Plaisance, T	7	0	81:00	14	36	.389	9	19	.474	0	2	0	10	16	26	5	13	1	2	8	2	37	5.3
Davis, K	27	6	452:37	50	144	.347	10	41	.244	25	39	.641	13	42	55	37	57	0	9	35	1	135	5.0
Hill, T	7	1	118:14	13	45	.289	7	24	.292	2	2	1	2	5	7	7	2	0	1	6	1	35	5.0
George, C	23	1	245:30	34	78	.436	12	39	.308	3	6	0.5	15	49	64	16	31	0	2	14	5	83	3.6
Lewis, B	6	0	25:55	3	10	.3	0	0	0	1	1	1	3	4	7	0	6	0	0	3	1	7	1.2
Romero, L	21	0	145:33	5	16	.313	1	5	.2	13	15	.867	8	9	17	23	21	0	1	15	0	24	1.1
Chong, S	5	0	42:32	1	6	.167	0	1	0	2	3	.667	0	3	3	5	3	0	3	1	0	4	0.8
Lucas, M	1	0	20:21	0	5	0	0	3	0	0	0	0	0	0	0	0	0	0	2	1	0	0	0.0
Muldrow, T	1	0	2:50	0	0	0	0	0	0	0	0	0	0	0	0	0	1	0	0	0	0	0	0.0
WINGS	34	-	6800	1037	2349	.441	229	752	.305	643	813	.791	359	886	1546	614	631	7	228	481	158	2946	86.6
OPPONENTS	34	-	6800	1060	2367	.448	233	643	.362	549	691	.795	294	800	1385	667	699	9	274	438	146	2902	85.4

## -- SINGLE-GAME HIGHS --

## ----- AVERAGE PER GAME -----

## ----- AVERAGE PER 40 MINUTES -----

PLAYER	MIN	REB	AST	ST	TO	BL	PTS	MIN	REB	AST	STL	TO	BLK	PTS	REB	AST	STL	TO	BLK	PTS		
Cambage, L	38:01	18	5	2	7	5	53	29:31	9.7	2.3	0.47	2.8	1.69	23	13.1	3.1	0.63	3.8	2.29	31.2		
Diggins-Smith, S	40:00	12	11	5	5	3	35	34:08	3.3	6.2	1.41	2.5	0.53	17.9	3.9	7.3	1.65	3	0.62	21		
Christmas-Kelly, K	34:02	10	4	2	3	2	15	27:48	5.5	1.5	0.33	1.5	0.33	9.3	7.9	2.2	0.48	2.2	0.48	13.4		
Thornton, K	37:33	9	6	4	4	2	18	28:33	4	1.8	1.03	1.1	0.35	9.2	5.6	2.6	1.44	1.5	0.49	12.9		
Gray, A	40:00	12	10	4	4	2	18	26:40	3.4	2.4	1.29	1.4	0.24	9.2	5.1	3.6	1.94	2.1	0.35	13.8		
Stevens, A	33:02	9	4	3	4	5	26	20:35	4.6	1.3	0.91	1.5	1.15	8.9	8.9	2.5	1.77	2.9	2.23	17.3		
Johnson, G	34:37	14	4	5	3	3	16	22:29	6	1.3	1	1.3	0.48	8	10.6	2.4	1.78	2.4	0.86	14.3		
Powers, A	22:18	8	3	2	3	1	18	15:23	2.5	0.9	0.47	1.6	0.13	6.2	6.4	2.3	1.21	4.2	0.35	16.1		
Plaisance, T	23:23	6	2	1	2	2	13	11:34	3.7	0.7	0.29	1.1	0.29	5.3	12.8	2.5	0.99	4	0.99	18.3		
Davis, K	38:21	7	5	2	7	1	15	16:45	2	1.4	0.33	1.3	0.04	5	4.9	3.3	0.8	3.1	0.09	11.9		
Hill, T	32:14	3	3	1	3	1	10	16:53	1	1	0.14	0.9	0.14	5	2.4	2.4	0.34	2	0.34	11.8		
George, C	19:49	6	3	1	2	2	12	10:40	2.8	0.7	0.09	0.6	0.22	3.6	10.4	2.6	0.33	2.3	0.81	13.5		
Lewis, B	6:02	2	0	0	1	1	3	4:19	1.2	0	0	0.5	0.17	1.2	10.8	0	0	4.6	1.54	10.8		
Romero, L	21:28	2	3	1	3	0	6	6:55	0.8	1.1	0.05	0.7	0	1.1	4.7	6.3	0.27	4.1	0	6.6		
Chong, S	14:11	1	2	2	1	0	2	8:30	0.6	1	0.6	0.2	0	0.8	2.8	4.7	2.82	0.9	0	3.8		
Lucas, M	20:21	0	0	2	1	0	0	20:21	0	0	2	1	0	0	0	0	3.93	2	0	0		
Muldrow, T	2:50	0	0	0	0	0	0	2:50	0	0	0	0	0	0	0	0	0	0	0	0	0	
WINGS	200	47	27	14	24	12	108	200	45.5	18.0	6.70	14.1	4.64	86.6	45.4	18.0						
OPPONENTS	200	50	30	14	22	10	114	200	40.7	19.6	8.05	12.8	4.29	85.3	40.7	19.6						



# YEAR-BY-YEAR RESULTS | 2018 | DALLAS WINGS

## 2017 GAME-BY-GAME RESULTS

Date	Opponent	Res.	Score	Streak	Home	Road	Total	High Scoring	High Rebounds	High Assists	Opp. Scoring	Atten.
May 18	@Phoenix	L	78-86	L1	0-0	0-1	0-1	Cabbage-18 Diggins-Smith-18	Cabbage-9	Diggins-Smith-9	Taurasi-26	11,210
May 20	ATLANTA	W	101-78	W1	1-0	0-1	1-1	Diggins-Smith-25	Christmas-Kelly-10	Davis-5	Montgomery-14 Sykes-14 Hayes-14	5,907
May 23	@Minnesota	L	68-76	L1	1-0	0-2	1-2	Cabbage-14	Cabbage-12	Diggins-Smith-7	Fowles-23	7,834
May 26	@Atlanta	W	78-70	W1	1-0	1-2	2-2	Diggins-Smith-24	Cabbage-14	Diggins-Smith-4	McCoughtry-19	4,749
May 29	@New York	L	89-94	L1	1-0	1-3	2-3	Cabbage-28	Cabbage-16	Diggins-Smith-7	Charles-34	1,516
Jun 2	SEATTLE	W	94-90	W1	2-0	1-3	3-3	Diggins-Smith-27	Cabbage-7	Diggins-Smith-7	Stewart-28	5,191
Jun 8	@Indiana	W	89-83	W2	2-0	2-3	4-3	Diggins-Smith-35	Diggins-Smith-12	Diggins-Smith-6	K. Mitchell-26	5,675
Jun 12	PHOENIX	L	72-75	L1	2-1	2-3	4-4	Diggins-Smith-16	Thornton-8	Diggins-Smith-4	Taurasi-21	4,026
Jun 15	LAS VEGAS	W	77-67	W1	3-1	2-3	5-4	Cabbage-28	Cabbage-18	Diggins-Smith-6	McBride-22	4,549
Jun 19	@Minnesota	L	83-91	L1	3-1	2-4	5-5	Diggins-Smith-17	Cabbage-9	Diggins-Smith-7	Moore-21	8,023
Jun 22	LOS ANGELES	W	101-72	W1	4-1	2-4	6-5	Cabbage-20	Powers-8	Diggins-Smith-11	Ogwumike-17	5,672
Jun 24	SEATTLE	L	76-97	L1	4-2	2-4	6-6	Cabbage-23	Cabbage-9	Diggins-Smith-7	Stewart-28	4,084
Jun 26	@Los Angeles	L	83-87	L2	4-2	2-5	6-7	Cabbage-25	Cabbage-14	Diggins-Smith-5	Parker-29	10,002
Jun 27	@Las Vegas	W	97-91	W1	4-2	3-5	7-7	Diggins-Smith-29	Cabbage-11	Diggins-Smith-8	McBride-38	5,246
Jul 1	MINNESOTA	L	72-76	L1	4-3	3-5	7-8	Diggins-Smith-16	Johnson-8	Diggins-Smith-7	Moore-26	4,448
Jul 3	CHICAGO	W	108-85	W1	5-3	3-5	8-8	Cabbage-37	Cabbage-10	Gray-5	DeShields-20	4,012
Jul 5	INDIANA	W	90-63	W1	6-3	3-5	9-8	Stevens-26	Johnson-11	Diggins-Smith-7	Dupree-21	4,043
Jul 8	@New York	W	97-87	W2	6-3	4-5	10-8	Diggins-Smith-32	Cabbage-12	Gray-6	Charles-26	1,719
Jul 10	PHOENIX	W	101-72	W3	7-3	4-5	11-8	Diggins-Smith-20	Johnson-9	Davis-4	Griner-21	4,034
Jul 12	@Los Angeles	W	92-77	W4	7-3	5-5	12-8	Diggins-Smith-22	Johnson-7	Diggins-Smith-11	Parker-21	13,502
Jul 14	@Seattle	L	84-91	L1	7-3	5-6	12-9	Cabbage-23	Stevens-9	Diggins-Smith-7	Stewart-35	9,686
Jul 17	NEW YORK	W	104-87	W1	8-3	5-6	13-9	Cabbage-53	Cabbage-10	Diggins-Smith-7	Nurse-25	6,459
Jul 19	WASHINGTON	W	90-81	W2	9-3	5-6	14-9	Cabbage-35	Cabbage-17	Diggins-Smith-7	Sanders-25	4,411
Jul 20	@Chicago	L	99-114	L1	9-3	5-7	14-10	Cabbage-23	Stevens-9	Cabbage-5	Copper-23	4,962
Jul 22	CONNECTICUT	L	75-92	L2	9-4	5-7	14-11	Cabbage-25	Cabbage-10	Cabbage-5	Stricklen-24	4,935
Jul 31	CHICAGO	L	91-92	L3	9-5	5-7	14-12	Cabbage-33	Johnson-14	Gray-10	Quigley-22	3,696
Aug 2	@Indiana	L	78-84	L4	9-5	5-8	14-13	Cabbage-37	Cabbage-9	Tied with-3	Pondexter-18	5,981
Aug 5	WASHINGTON	L	74-76	L5	9-6	5-8	14-14	Cabbage-16 Thornton-16	Cabbage-14	Cabbage-4	Toliver-16	5,623
Aug 8	CONNECTICUT	L	92-101	L6	9-7	5-8	14-15	Cabbage-29	Cabbage-9	Cabbage-4	A. Thomas-22	3,483
Aug 11	@Atlanta	L	82-92	L8	9-7	5-9	14-16	Diggins-Smith-26	Stevens-6	Diggins-Smith-10	Montgomery-24	4,937
Aug 12	@Washington	L	80-93	L9	9-7	5-10	14-17	Diggins-Smith-17	Gray-12	Diggins-Smith-6	Atkins-26	6,362
Aug 14	@Connecticut	L	76-96	L10	9-7	5-11	14-18	Gray-18	Cabbage-13	Diggins-Smith-8	J. Jones-27	6,365
Aug 17	LAS VEGAS	W	107-102	W1	10-7	5-11	15-18	Cabbage-43	Cabbage-13	Diggins-Smith-8	Wilson-34	6,209
Aug 19	@Seattle	L	68-84	L1	10-7	5-12	15-19	Johnson-16	Johnson-7	Diggins-Smith-4	Stewart-15	12,574
Aug 21	@Phoenix	L	83-101	L2	0-0	0-1	0-1	Diggins-Smith-23	Cabbage-12	Diggins-Smith-7	Bonner-29	4,976

## 2018 WNBA PLAYOFFS

Aug 21	@Phoenix	L	83-101	L2	0-0	0-1	0-1	Diggins-Smith-23	Cabbage-12	Diggins-Smith-7	Bonner-29	4,976
--------	----------	---	--------	----	-----	-----	-----	------------------	------------	-----------------	-----------	-------





# YEAR-BY-YEAR RESULTS | 2017 | DALLAS WINGS

## HOME/ROAD - REGULAR SEASON

	RECORD	HOME	ROAD	OT
All Games	16-18	10-7	6-11	1-2
vs. Eastern	9-9	6-3	3-6	1-1
vs. Western	7-9	4-4	3-5	0-1

## BY MONTH - REGULAR SEASON

May	3-2
June	5-6
July	3-6
August	5-3
September	0-1

## WIN-LOSE STREAKS

OVERALL	HOME	ROAD
Loss-1	Loss-1	Win-2
Win-4	Win-5	Win-2
Loss-3	Loss-2	Loss-7

## 2017 PLAYER STATISTICS

PLAYER	G	GS	MIN	-FIELD GOALS-			--3-POINT FG--			-FREE THROWS-			--REBOUNDS--			AST	PF	DQ	STL	TO	BLK	PTS	AVG
				FG	FGA	PCT	3FG	3FGA	3PCT	FT	FTA	PCT	OR	DR	REB								
Diggins-Smith	34	34	1162	192	455	.422	49	140	.350	195	218	.894	23	95	118	198	80	0	45	95	28	628	18.5
Johnson	33	33	1022	187	403	.464	21	67	.313	98	128	.766	79	221	300	53	97	1	41	73	13	493	14.9
Gray	34	34	924	150	394	.381	35	117	.299	106	132	.803	55	79	134	45	71	0	52	41	20	441	13.0
Powers	12	1	244	40	118	.339	13	42	.310	36	44	.818	17	33	50	18	20	0	5	18	6	129	10.8
Christmas-Kelly	34	34	1011	100	263	.380	26	89	.292	126	148	.851	58	85	143	75	99	1	43	57	8	352	10.4
Plaisance	34	25	690	97	255	.380	42	122	.344	25	29	.862	43	104	147	31	94	1	25	29	24	261	7.7
Thornton	34	1	586	73	177	.412	17	61	.279	68	85	.800	40	72	112	29	75	2	22	24	8	231	6.8
Davis	33	0	511	68	175	.389	15	35	.429	49	65	.754	10	36	46	33	56	0	16	50	3	200	6.1
Paris	20	8	273	38	68	.559	0	0	---	8	16	.500	33	41	74	14	54	0	7	19	11	84	4.2
Chong	33	0	364	28	78	.359	9	38	.237	25	29	.862	9	21	30	34	19	0	22	25	3	90	2.7
Akhaton	15	0	61	4	16	.250	0	0	---	5	6	.833	7	2	9	0	6	0	1	5	3	13	0.9
Lewis	13	0	52	2	12	.167	0	0	---	3	4	.750	2	7	9	2	16	0	0	7	0	7	0.5
WINGS	34	-	6900	979	2414	.406	227	711	.319	744	904	.823	376	796	1172	532	687	5	279	469	127	2929	86.1
OPPONENTS	34	-	6900	1115	2317	.481	185	535	.346	604	752	.803	298	881	1179	670	744	6	250	506	173	3019	88.8

PLAYER	-- SINGLE-GAME HIGHS --							----- AVERAGE PER GAME -----							----- AVERAGE PER 40 MINUTES -----						
	MIN	REB	AST	ST	TO	BL	PTS	MIN	REB	AST	STL	TO	BLK	PTS	REB	AST	PF	STL	TO	BLK	PTS
Diggins-Smith	44	8	11	4	6	4	30	34.2	3.5	5.8	1.32	2.8	0.82	18.5	14	23	12T	13T	8T	12	34
Johnson	41	16	5	4	7	2	27	31.0	9.1	1.6	1.24	2.2	0.39	14.9	12	23	14	15	22	5T	32
Gray	36	9	3	4	3	2	21	27.2	3.9	1.3	1.53	1.2	0.59	13.0	8C	19C	8C	10C	9C	3C	21C
Powers	31	9	4	1	4	3	23	20.3	4.2	1.5	0.42	1.5	0.50	10.8	7	19	10T	12	10	4T	23C
Christmas-Kelly	38	9	5	3	4	2	27	29.7	4.2	2.2	1.26	1.7	0.24	10.4	10C	19	12C	14T	15	6	27C
Plaisance	33	10	2	3	3	3	19	20.3	4.3	0.9	0.74	0.9	0.71	7.7	9	19C	4T	4T	10C	3	22
Thornton	35	9	3	3	3	2	15	17.2	3.3	0.9	0.65	0.7	0.24	6.8	5C	14C	6C	6C	9C	3C	15C
Davis	29	4	4	3	5	1	23	15.5	1.4	1.0	0.48	1.5	0.09	6.1	9C	13C	8C	8C	4C	4C	23C
Paris	22	10	4	2	3	2	9	13.7	3.7	0.7	0.35	1.0	0.55	4.2	9	15	4	8	19	4T	22
Chong	23	3	6	3	4	1	10	11.0	0.9	1.0	0.67	0.8	0.09	2.7	4C	7C	4C	4C	3C	6C	10C
Akhaton	6	1	0	1	2	1	2	4.1	0.6	0.0	0.07	0.3	0.20	0.9	1C	3C	2C	2C	1C	0C	2C
Lewis	14	3	1	0	2	0	3	4.0	0.7	0.2	0.00	0.5	0.00	0.5	1C	5C	3C	4C	3C	1C	3C
WINGS	250	47	22	13	20	7	112	202.9	34.5	15.6	8.21	13.8	3.74	86.1	42	97C	41	54	62	28	117
OPPONENTS	250	44	33	12	22	12	109	202.9	34.7	19.7	7.35	14.9	5.09	88.8	46	88	36	49	57	33C	123

T=Tied C=Set



# YEAR-BY-YEAR RESULTS | 2017 | DALLAS WINGS

## 2017 GAME-BY-GAME RESULTS

Date	Opponent	Res.	Score	Streak	Home	Road	Total	High Scoring	High Rebounds	High Assists	Opp. Scoring	Atten.
May 14	@Phoenix	W	68- 58	W1	0-0	1-0	1-0	Davis-20	Johnson-14	Davis-4	Griner-18	9,640
May 20	MINNESOTA	L	87- 89	L1	0-1	1-0	1-1	Diggins-Smith-22	Johnson-7	Diggins-Smith-8	Fowles-27	5,169
May 25	@San Antonio	W	94- 82	W1	0-1	2-0	2-1	Christmas-Kelly-18	Johnson-11	Diggins-Smith-7	McBride-18	9,621
May 27	@Phoenix	L	65-107	L1	0-1	2-1	2-2	Johnson-12	Thornton-6 Gray-6	Diggins-Smith-4	Mitchell-19	9,245
May 30	INDIANA	W	89- 62	W1	1-1	2-1	3-2	Christmas-Kelly-27	Gray-9	Diggins-Smith-7	Achonwa-13	3,076
Jun 2	@New York	L	89- 93	L1	1-1	2-2	3-3	Diggins-Smith-20	Christmas-Kelly-9 Gray-3	Diggins-Smith-3	Charles-36	7,426
Jun 3	@Indiana	L	85- 91	L2	1-1	2-3	3-4	Johnson-22	Johnson-13	Diggins-Smith-5	Dupree-18	6,529
Jun 6	WASHINGTON	L	89-101	L3	1-2	2-3	3-5	Diggins-Smith-23	Plaisance-8 Johnson-8	Diggins-Smith-7	Delle Donne-23	2,085
Jun 9	LOS ANGELES	W	96- 90	W1	2-2	2-3	4-5	Johnson-24	Johnson-12	Diggins-Smith-8	Ogwumike-28	3,169
Jun 11	MINNESOTA	L	74- 91	L1	2-3	2-3	4-6	Christmas-Kelly-21	Johnson-8	Diggins-Smith-4	Fowles-30	3,998
Jun 13	@Los Angeles	L	87- 97	L2	2-3	2-4	4-7	Diggins-Smith-28	Johnson-10	Diggins-Smith-7	Gray-24	7,233
Jun 16	NEW YORK	L	93-102(OT)	L3	2-4	2-4	4-8	Diggins-Smith-23	Johnson-11	Johnson-3	Zellous-28	3,152
Jun 18	@Washington	W	87- 83	W1	2-4	3-4	5-8	Johnson-27	Plaisance-8	Diggins-Smith-8	Hill-21	7,285
Jun 21	SAN ANTONIO	W	81- 78	W2	3-4	3-4	6-8	Johnson-25	Johnson-10	Diggins-Smith-6	Currie-29	4,617
Jun 23	@San Antonio	W	81- 69	W3	3-4	4-4	7-8	Diggins-Smith-30	Plaisance-8 Christmas-Kelly-5	Diggins-Smith-5	McBride-20	7,086
Jun 25	CONNECTICUT	W	96- 82	W4	4-4	4-4	8-8	Christmas-Kelly-24	Plaisance-9	Diggins-Smith-9	A. Thomas-19	3,408
Jul 1	SEATTLE	L	69- 89	L1	4-5	4-4	8-9	Johnson-18	Johnson-10	Diggins-Smith-4	Stewart-30	4,038
Jul 5	ATLANTA	W	94- 84	W1	5-5	4-4	9-9	Diggins-Smith-21	Johnson-7	Diggins-Smith-7	Hayes-16	3,555
Jul 9	@Atlanta	L	78- 98	L1	5-5	4-5	9-10	Diggins-Smith-22	Johnson-13	Diggins-Smith-7	Hayes-19	4,019
Jul 12	@Chicago	L	84- 90	L2	5-5	4-6	9-11	Diggins-Smith-20	Plaisance-5	Diggins-Smith-5	Quigley-22	14,102
Jul 16	CHICAGO	W	112-106(2OT)	W1	6-5	4-6	10-11	Diggins-Smith-26	Johnson-9	Christmas-Kelly-3	Dolson-26	3,693
Jul 19	@Minnesota	L	74-100	L1	6-5	4-7	10-12	Diggins-Smith-23	Johnson-8	Diggins-Smith-9	Fowles-24	17,834
Jul 25	INDIANA	W	84- 82	W1	7-5	4-7	11-12	Diggins-Smith-21	Paris-10	Diggins-Smith-4	January-16	3,701
Jul 28	@Seattle	L	93-109	L1	7-5	4-8	11-13	Diggins-Smith-18	Johnson-8	Diggins-Smith-7	Loyd-27	7,797
Jul 30	@Los Angeles	L	74- 95	L2	7-5	4-9	11-14	Powers-23	Johnson-5	Diggins-Smith-6	Parker-23	11,053
Aug 4	SEATTLE	W	93- 80	W1	8-5	4-9	12-14	Diggins-Smith-23	Johnson-16	Diggins-Smith-7	Loyd-23	3,712
Aug 6	LOS ANGELES	W	85- 79	W2	9-5	4-9	13-14	Johnson-23	Johnson-13	Powers-3 Gray-3	Parker-21	3,903
Aug 10	PHOENIX	L	100-101(OT)	L1	9-6	4-9	13-15	Johnson-25	Johnson-15	Johnson-5	Currie-29	4,165
Aug 12	@Connecticut	L	88- 96	L2	9-6	4-10	13-16	Gray-21	Johnson-12	Diggins-Smith-5	A. Thomas-21	6,898
Aug 19	ATLANTA	W	90- 86	W1	10-6	4-10	14-16	Johnson-23	Johnson-13	Diggins-Smith-11	Hayes-22	4,962
Aug 23	@Connecticut	L	87- 93	L1	10-6	4-11	14-17	Diggins-Smith-19	Thornton-9	Diggins-Smith-6	A. Thomas-23	6,465
Aug 26	@Washington	W	83- 78	W1	10-6	5-11	15-17	Diggins-Smith-20	Johnson-11	Diggins-Smith-7	Delle Donne-29	8,656
Aug 30	@Chicago	W	99- 96	W2	10-6	6-11	16-17	Diggins-Smith-28	Johnson-9 Christmas-Kelly-9	Diggins-Smith-8	Quigley-25	5,896
Sep 3	NEW YORK	L	81- 82	L1	10-7	6-11	16-18	Johnson-17	Johnson-8	Paris-4 Diggins-Smith-4	Prince-20	4,701
<b>2017 WNBA PLAYOFFS</b>												
Sep 6	@Washington	L	76- 86	L1	0-0	0-1	0-1	Powers-21	Johnson-14	Tied with-3	Delle Donne-25	6,483



# YEAR-BY-YEAR RESULTS | 2016 | DALLAS WINGS

## HOME/ROAD - REGULAR SEASON

	RECORD	HOME	ROAD	OT
All Games	11-23	6-11	5-12	2-2
vs. Eastern	3-15	1-8	2-7	0-1
vs. Western	8-8	5-3	3-5	2-1

## BY MONTH - REGULAR SEASON

May	3-3
June	5-6
July	1-7
August	0-3
September	2-4

## WIN-LOSE STREAKS

OVERALL	HOME	ROAD
Win - 4	Win - 3	Win - 1
Loss - 11	Loss - 5	Loss - 6

## PLAYER STATISTICS

PLAYER	G	GS	MIN	-FIELD GOALS-			-3-POINT FG-			-FREE THROWS-			-REBOUNDS-				PF	DQ	STL	TO	BLK	PTS	AVG
				FG	FGA	PCT	3FG	3FGA	3PCT	FT	FTA	PCT	OR	DR	REB	AST							
Odyssey Sims	34	30	1074	153	433	.353	42	150	.280	128	145	.883	20	66	86	131	78	0	37	86	7	476	14.0
Skylar Diggins	27	25	765	113	290	.390	23	77	.299	104	132	.788	12	39	51	91	53	0	29	63	8	353	13.1
Karima Christmas	34	34	1075	128	320	.400	38	120	.317	129	162	.796	82	118	200	71	93	1	41	51	23	423	12.4
Plenette Pierson	27	27	718	116	300	.387	30	89	.337	58	70	.829	36	87	123	53	96	1	22	48	10	320	11.9
Glory Johnson	18	6	502	72	163	.442	4	14	.286	55	73	.753	48	113	161	23	39	1	17	26	11	203	11.3
Aerial Powers	32	2	614	100	254	.394	32	87	.368	101	121	.835	27	60	87	35	74	1	33	51	7	333	10.4
Courtney Paris	34	32	827	119	217	.548	0	1	.000	25	45	.556	94	177	271	38	111	0	14	27	29	263	7.7
Erin Phillips	32	12	466	49	112	.438	23	60	.383	29	32	.906	15	22	37	38	32	0	5	25	3	150	4.7
Theresa Plaisance	27	1	320	43	108	.398	15	45	.333	7	11	.636	22	45	67	8	61	0	7	19	11	108	4.0
Jordan Hooper	32	1	291	42	112	.375	28	82	.341	7	8	.875	8	29	37	5	31	0	6	16	2	119	3.7
Tiffany Bias	10	0	64	8	23	.348	3	11	.273	10	12	.833	1	4	5	6	5	0	2	11	0	29	2.9
Ruth Hamblin	20	0	130	8	32	.250	0	0	---	5	7	.714	9	20	29	4	13	0	2	4	9	21	1.1
Brianna Kiesel	14	0	103	4	23	.174	1	6	.167	3	4	.750	1	5	6	18	15	0	5	10	0	12	0.9
WINGS	34	-	6950	955	2387	.400	239	742	.322	661	822	.804	375	785	1160	521	701	4	220	475	120	2810	82.6
OPPONENTS	34	-	6950	1104	2321	.476	161	477	.338	631	790	.799	325	907	1232	659	744	6	264	461	200	3000	88.2

### -- SINGLE-GAME HIGHS --

### ----- AVERAGE PER GAME -----

### ----- AVERAGE PER 40 MINUTES -----

PLAYER	MIN	REB	AST	ST	TO	BL	PTS	MIN	REB	AST	STL	TO	BLK	PTS	REB	AST	PF	STL	TO	BLK	PTS
Odyssey Sims	47	6	9	4	7	2	26	31.6	2.5	3.9	1.09	2.5	0.21	14.0	3.2	4.9	2.9	1.38	3.2	0.26	17.7
Skylar Diggins	42	7	9	4	6	3	29	28.3	1.9	3.4	1.07	2.3	0.30	13.1	2.7	4.8	2.8	1.52	3.3	0.42	18.5
Karima Christmas	45	15	6	4	4	3	23	31.6	5.9	2.1	1.21	1.5	0.68	12.4	7.4	2.6	3.5	1.53	1.9	0.86	15.7
Plenette Pierson	39	11	7	2	6	2	23	26.6	4.6	2.0	0.81	1.8	0.37	11.9	6.9	3.0	5.3	1.23	2.7	0.56	17.8
Glory Johnson	39	22	2	4	4	2	23	27.9	8.9	1.3	0.94	1.4	0.61	11.3	12.8	1.8	3.1	1.35	2.1	0.88	16.2
Aerial Powers	32	10	4	3	4	2	21	19.2	2.7	1.1	1.03	1.6	0.22	10.4	5.7	2.3	4.8	2.15	3.3	0.46	21.7
Courtney Paris	34	15	4	2	2	3	14	24.3	8.0	1.1	0.41	0.8	0.85	7.7	13.1	1.8	5.4	0.68	1.3	1.40	12.7
Erin Phillips	27	5	5	1	4	1	16	14.6	1.2	1.2	0.16	0.8	0.09	4.7	3.2	3.3	2.7	0.43	2.1	0.26	12.9
Theresa Plaisance	28	6	1	1	3	2	22	11.8	2.5	0.3	0.26	0.7	0.41	4.0	8.4	1.0	7.6	0.88	2.4	1.38	13.5
Jordan Hooper	23	6	1	2	2	1	14	9.1	1.2	0.2	0.19	0.5	0.06	3.7	5.1	0.7	4.3	0.82	2.2	0.27	16.4
Tiffany Bias	14	2	3	1	3	0	10	6.4	0.5	0.6	0.20	1.1	0.00	2.9	3.1	3.8	3.1	1.25	6.9	0.00	18.1
Ruth Hamblin	19	5	1	1	1	2	4	6.5	1.5	0.2	0.10	0.2	0.45	1.1	8.9	1.2	4.0	0.62	1.2	2.77	6.5
Brianna Kiesel	15	2	4	1	3	0	3	7.4	0.4	1.3	0.36	0.7	0.00	0.9	2.3	7.0	5.8	1.94	3.9	0.00	4.7
WINGS	275	49	24	13	21	8	117	204.4	34.1	15.3	6.47	14.0	3.53	82.6	33.4	15.0	20.2	6.33	13.7	3.45	80.9
OPPONENTS	275	51	28	15	21	11	111	204.4	36.2	19.4	7.76	13.6	5.88	88.2	35.5	19.0	21.4	7.60	13.3	5.76	86.3



# YEAR-BY-YEAR RESULTS | 2016 | DALLAS WINGS

## GAME-BY-GAME RESULTS - 2016

Date	Opponent	Res.	Score	Streak	Home	Road	Total	High Points	High Reb.	High Assists	Opp. Scoring	Att.
May 14	@Indiana	W	90-79	W1	0-0	1-0	1-0	17-Pierson	9- Paris	6 (2)-Christmas/Sims	18-Mitchell	8569
May 15	@New York	L	71-79	L1	0-0	1-1	1-1	14- Sims/ Plaisance	12- Paris	5- Phillips	24- Charles/Rodgers	10,120
May 18	@Washington	W	87-77	W1	0-0	2-1	2-1	22- Sims	10- Christmas	4- Paris	20- Hill	5618
May 21	SAN ANTONIO	W	82-77	W2	1-0	2-1	3-1	23-Sims	15-Paris	4-Phillips	29-McBride	7275
May 27	ATLANTA	L	93-102	L1	1-1	2-1	3-2	16- Powers/ Pierson	14- Paris	5- Sims	26- McCoughtry	4712
May 29	CHICAGO	L	87-92	L2	1-2	2-1	3-3	23- Sims	9- Paris	6- Christmas	18- Pondexter	5297
Jun 4	@Minnesota	L	63-80	L3	1-2	2-2	3-4	20-Powers	8-Paris	4-Sims/Kiesel	16- Fowels	7634
Jun 8	WASHINGTON	L	79-87	L4	1-3	2-2	3-5	17- Powers	10- Christmas	9- Sims	23- Meesseman	4177
Jun 11	LOS ANGELES	L	73-97	L5	1-4	2-2	3-6	18-Sims	6-Johnson	3-Sims	32-Ogwumike	5061
Jun 14	@New York	L	88-91	L6	1-4	2-3	3-7	21-Christmas	10-Paris	5-Sims	28-Charles	7939
Jun 16	SEATTLE	W	88-79	W1	2-4	2-3	4-7	17- Sims/ Christmas	10- Paris	5-Diggins	29-Stewart	4622
Jun 18	@Phoenix	W	117-111 (3OT)	W2	2-4	3-3	5-7	27-Diggins	12-Paris	6-Sims	38-Bonner	10, 235
Jun 21	PHOENIX	W	100-90	W3	3-4	3-3	6-7	20-Diggins	8-Paris	9-Sims	26-Bonner	6819
Jun 23	SAN ANTONIO	W	97-90 (OT)	W4	4-4	3-3	7-7	21-Pierson	11-Johnson	5-Diggins/Sims	18-Hamby/McBride	4027
Jun 25	INDIANA	L	92-87	L1	4-5	3-3	7-8	21-Christmas	12-Christmas	4-Christmas/Diggins	19-Larkins	5206
Jun 28	@Los Angeles	L	89-84	L2	4-5	3-4	7-9	29- Diggins	7-Christmas/ Paris	7- Diggins	31- Parker	7823
Jun 30	@Seattle	W	83-78	W1	4-5	4-4	8-9	19- Powers	12- Paris	5- Christmas	24- Loyd	5365
Jul 2	CONNECTICUT	L	86-83	L1	4-6	4-4	8-10	16-Johnson	12-Johnson	2-Christmas	24-Bentley	5108
Jul 5	PHOENIX	W	77-74	W1	5-6	4-4	9-10	Diggins, Sims	22-Johnson	4-Diggins	22-Taurasi	5480
Jul 8	@Atlanta	L	95-90	L1	5-6	4-5	9-11	23-Johnson	15-Christmas/Johnson	5- Sims	27- McCoughtry	6745
Jul 9	@Minnesota	L	93-56	L2	5-6	4-6	9-12	18-Christmas	6-Paris	2-Sims/Phillips/Kiesel	22-Whalen	7613
Jul 15	@Chicago	L	84-77	L3	5-6	4-7	9-13	9-Phillips/Powers	8-Paris	6-Sims	24-Delle Donne	6012
Jul 17	MINNESOTA	L	98-97	L4	5-7	4-7	9-14	20-Pierson	11-Pierson	9-Diggins	20-Moore	5752
Jul 20	CONNECTICUT	L	89-78	L5	5-8	4-7	9-15	21-Pierson	11-Paris	8-Sims	26-Ogwumike	4873
Jul 22	@Atlanta	L	88-93	L6	5-8	4-8	9-16	20-Sims	10- Paris	7-Pierson	22- Gray	4749
Jul 26	@Phoenix	L	72-98	L7	5-8	4-9	9-17	29- Diggins	8- Pierson	3-Bias/Sims/ Diggins	22-Taylor	11,396
Jul 28	CHICAGO	L	85-92	L8	5-9	4-9	9-18	23- Pierson	8- Pierson	6- Pierson	18- Delle Donne	5651
Jul 31	@Seattle	L	66-78	L9	5-9	4-10	9-19	22- Sims	8- Powers	5-Diggins	23-Loyd	6771
Aug 2	LOS ANGELES	L	79-87	L10	5-10	4-10	9-20	19-Pierson	9-Johnson	2- four tied	28-Ogwumike	5176
Aug 4	WASHINGTON	L	83-88	L11	5-11	4-10	9-21	26-Sims	15-Johnson	4-Diggins	25-Hill	6162
Aug 9	@San Antonio	W	92-84	W1	5-11	5-10	10-21	25-Diggins	11-Pierson	7- Sims	27- Jefferson	7425
Aug 11	NEW YORK	W	84-81	W2	6-11	5-10	11-21	20- Sims	11- Paris	2- Sims	29- Charles	5662
Aug 16	@Connecticut	L	74-107	L1	6-11	5-11	11-22	23- Christmas	12- Paris	5-Diggins	15-Williams/Little	6228
Aug 18	@Indiana	L	60-83	L2	6-11	5-12	11-23	22-Plaisance	7-Paris	4-Sims/Diggins	16-Kizer/Catchings	17,704
								12-Christmas	5-Plaisance/Paris			



# YEAR-BY-YEAR RESULTS | 2015 | TULSA SHOCK

## HOME/ROAD - REGULAR SEASON

	RECORD	HOME	ROAD	OT
All Games	18-16	12-5	6-11	2-0
vs. Eastern	7-5	4-2	3-3	0-0
vs. Western	11-11	8-3	3-8	2-0

## BY MONTH - REGULAR SEASON

June	8-2
July	2-7
August	5-5
September	3-2
Playoffs	0-2

## WIN-LOSE STREAKS

OVERALL	HOME	ROAD
Win - 8	Win - 7	Win - 3
Loss - 10	Loss - 4	Loss - 5

## PLAYER STATISTICS

PLAYER	G	GS	MP	--- FIELD GOALS ---			--- 3-POINT FG ---			--- FREE THROWS ---			--- REBOUNDS ---						PTS	
				FG	FGA	FG%	3P	3PA	3P%	FT	FTA	FT%	ORB	DRB	TR	AST	STL	BLK		Pf
Skylar Diggins	9	9	32.1	5.7	14.0	.405	4.2	10.8	.392	5.0	5.4	.918	1.2	1.4	2.7	5.0	1.6	0.3	1.8	17.8
Odyssey Sims	23	19	31.4	5.0	13.4	.369	4.2	9.7	.432	5.3	6.3	.847	0.7	2.7	3.4	3.8	1.1	0.0	2.4	16.0
Riquna Williams	29	20	28.0	4.5	12.7	.352	2.6	7.1	.357	4.7	5.5	.850	0.6	2.9	3.4	2.6	1.5	0.5	2.7	15.6
Plenette Pierson	30	29	28.1	5.1	11.6	.437	4.5	10.0	.449	2.1	2.6	.808	1.2	2.9	4.1	1.9	1.0	0.4	2.9	12.8
Karima Christmas	32	32	28.7	3.2	8.0	.396	1.0	5.4	.401	3.3	4.2	.782	2.3	2.7	5.0	1.7	1.1	0.3	1.8	10.6
Courtney Paris	34	34	25.0	3.1	6.3	.486	3.1	6.3	.486	0.5	1.2	.425	3.0	6.3	9.3	1.3	0.4	1.2	3.1	6.6
Vicki Baugh	34	6	15.7	2.0	4.3	.473	2.0	4.3	.476	1.3	1.8	.738	1.4	2.7	4.1	0.6	0.5	0.4	2.0	5.4
Brianna Kiesel	34	15	18.1	1.8	5.3	.333	1.4	3.8	.375	1.2	1.6	.755	0.2	0.6	0.8	1.9	0.8	1.2	1.8	5.1
Jordan Hooper	34	5	17.1	1.6	4.4	.358	0.5	1.2	.400	0.4	0.6	.684	0.7	1.4	2.1	0.3	0.4	0.1	1.1	4.7
Tiffany Jackson	12	0	14.6	1.4	2.8	.500	1.4	2.8	.500	1.3	1.5	.833	1.3	3.0	4.3	0.7	0.5	0.4	0.9	4.1
Amanda Zahui B.	31	0	9.7	1.3	3.5	.361	0.9	2.3	.375	0.5	0.6	.750	0.8	1.6	2.4	0.3	0.2	0.6	1.9	3.4
Theresa Plaisance	25	1	8.2	0.6	2.3	.281	0.3	1.3	.250	0.3	0.4	.700	0.8	1.2	1.9	0.2	0.2	0.2	1.2	1.9
Brittany Hrynko	2	0	1.5	0.0	0.5	.000	0.0	0.0	.000	0.0	0.0	0.0	0.0	0.0	0.0	0.0	0.0	0.0	0.0	0.0
Team		34	201.3	26.7	67.6	.395	206	634	.325	622	785	.792	393	819	1212	480	236	127	663	77.7
Opponent		34	201.3	28.3	63.8	.445	162	480	.338	530	669	.792	287	857	1144	556	211	194	720	77.1

## -- SINGLE-GAME HIGHS --

## ----- AVERAGE PER GAME -----

## ----- AVERAGE PER 40 MINUTES -----

PLAYER	-- SINGLE-GAME HIGHS --							----- AVERAGE PER GAME -----							----- AVERAGE PER 40 MINUTES -----						
	MIN	REB	AST	ST	TO	BL	PTS	MIN	REB	AST	STL	TO	BLK	PTS	REB	AST	Pf	STL	TO	BLK	PTS
Skylar Diggins	35	6	8	3	5	2	31	32.2	2.7	5.0	1.56	2.0	0.33	17.8	3.3	6.2	2.2	1.94	2.5	0.42	22.1
Odyssey Sims	41	7	7	3	6	1	30	31.4	3.4	3.8	1.09	2.8	0.04	16.0	4.3	4.9	3.0	1.38	3.5	0.06	20.4
Riquna Williams	39	7	6	4	5	2	35	28.0	3.4	2.6	1.48	1.6	0.52	15.6	4.9	3.6	3.8	2.12	2.3	0.74	22.2
Plenette Pierson	38	9	5	3	5	1	24	28.1	4.1	1.9	0.97	1.8	0.40	12.8	5.8	2.7	4.1	1.38	2.6	0.57	18.2
Karima Christmas	36	10	5	3	5	2	24	28.7	5.0	1.7	1.06	1.2	0.28	10.6	6.9	2.4	2.6	1.48	1.7	0.39	14.7
Courtney Paris	37	19	4	3	5	5	16	25.0	9.3	1.3	0.35	1.0	1.21	6.6	14.9	2.0	4.9	0.57	1.6	1.93	10.6
Vicki Baugh	36	8	3	3	4	2	22	15.7	4.1	0.6	0.53	1.3	0.35	5.4	10.5	1.5	5.1	1.35	3.2	0.90	13.7
Brianna Kiesel	40	3	8	4	7	2	28	18.1	0.8	1.9	0.82	1.2	0.06	5.1	1.8	4.2	4.0	1.82	2.7	0.13	11.2
Jordan Hooper	37	7	2	2	2	1	16	17.1	2.1	0.3	0.41	0.5	0.12	4.7	4.8	0.8	2.5	0.96	1.2	0.28	10.9
Jackson-Jones	24	10	3	2	3	1	12	14.6	4.3	0.7	0.50	1.3	0.42	4.1	11.7	1.8	2.5	1.37	3.7	1.14	11.2
Amanda Zahui B.	20	8	4	2	3	5	15	9.7	2.4	0.3	0.23	0.6	0.61	3.4	10.0	1.3	7.7	0.93	2.7	2.53	14.0
Theresa Plaisance	33	7	1	1	1	2	7	8.2	1.9	0.2	0.24	0.1	0.16	1.9	9.4	1.0	5.7	1.17	0.4	0.78	9.2
Brittany Hrynko (TUL)	2	0	0	0	0	0	0	1.6	0.0	0.0	0.00	0.0	0.00	0.0	0.0	0.0	0.00	0.0	0.00	0.00	0.0
SHOCK	225	57	23	12	18	7	101	201.5	35.6	14.1	6.94	12.6	3.74	77.7	35.4	14.0	19.4	6.89	12.5	3.71	77.1
OPPONENTS	225	48	23	12	26	11	98	201.5	33.6	16.4	6.21	13.7	5.76	77.1	33.4	16.2	21.0	6.16	13.6	5.72	76.85



# YEAR-BY-YEAR RESULTS | 2015 | TULSA SHOCK

## GAME-BY-GAME RESULTS - 2015

Date	Opponent	W/L	Result	Home	Road	Total	High Scorer	High Rebounds	High Assists	Opp. Scoring	Att.
June 5	@Minnesota	L	75-83	0-0	0-1	0-1	Pierson-18	Paris-10	Sims-7	Whalen-26	9,020
June 6	CHICAGO	W	101-93	1-0	0-1	1-1	Sims-23	Paris-9	Diggins-8	Della Donne-40	7,256
June 9	SEATTLE	W	68-45	2-0	0-1	2-1	Pierson/Sims-12	Paris-11	Diggins-5	Montgomery-10	4,149
June 14	@San Antonio	W	73-62	2-0	1-1	3-1	Diggins-21	Paris-19	Pierson-3	McBride-17	7,305
June 16	SAN ANTONIO	W	88-61	3-0	1-1	4-1	Pierson-20	Paris-13	Kiesel-8		5,000
June 19	@Washington	W	86-82	3-0	2-1	5-1	Pierson-24	Paris-14	Diggins-5	Meeseman-24	7,099
June 21	@Minnesota	W	86-78	3-0	3-1	6-1	Diggins-26	Paris-11	Diggins-8	Brunson-18	8,823
June 26	NEW YORK	W	71-62	4-0	3-1	7-1	Williams-11	Christmas-6	Diggins/Williams-4	Rodgers-12	5,125
June 28	SEATTLE	W	93-89	5-0	3-1	8-1	Diggins-31	Christmas/Paris-9	Diggins-6	Loyd/Tokashiki-21	4,985
June 30	@Seattle	L	69-74	5-0	3-2	8-2	Williams-23	Paris-7	Kiesel-5	Bird-17	4,352
July 2	@Phoenix	L	55-86	5-0	3-3	8-3	Christmas-11	Christmas-10	Christmas-4	Dupree-16	8,996
July 3	@Los Angeles	L	95-98	5-0	3-4	8-4	Williams-22	Paris-10	Pierson-5	Toliver-43	6,358
July 7	@Atlanta	W	85-75	5-0	4-4	9-4	Pierson-24	Paris-10	Paris/Kiesel-4	McCoughtry-25	6,744
July 11	LOS ANGELES	W	82-67	6-0	4-4	10-4	Christmas-24	Paris-6	Sims-6	Ogumike-22	6,144
July 15	@Indiana	L	80-83	6-0	4-5	10-5	Williams-31	Paris-8	Pierson-4	Zellous-16	6,435
July 17	@San Antonio	L	58-65	6-0	4-6	10-6	Sims-14	Paris/Baugh-6	Williams-3	Young-Malcolm-18	9,080
July 19	MINNESOTA	L	72-79	6-1	4-6	10-7	Williams-19	Sims/Paris-7	Williams/Sims-4	Moore-32	5,987
July 21	WASHINGTON	L	69-76	6-2	4-6	10-8	Christmas-15	Paris-19	Sims-3	Dolson-18	6,147
July 30	PHOENIX	L	66-78	6-3	4-6	10-9	Sims-16	Paris-7	Sims-4	Bonner-24	4,637
Aug. 1	MINNESOTA	L	80-86	6-4	4-6	10-10	Williams-35	Pierson/Paris-8	Sims-6	Moore-20	4,776
Aug. 4	@Phoenix	L	84-87 (OT)	6-4	4-7	10-11	Christmas/Williams-17	Paris-16	Pierson-4	Bonner-25	8,824
Aug. 6	@Los Angeles	L	57-84	6-4	4-8	10-12	Pierson-14	Paris/Zahui B-6	Williams/Baugh-4	Ogumike-26	8,056
Aug. 9	ATLANTA	L	90-98	6-5	4-8	10-13	Williams-35	Paris-11	Sims/Christmas-4	McCoughtry-23	
Aug. 12	@Connecticut	L	74-80	6-5	4-9	10-14	Sims/Christmas-15	Paris-9	Sims-6	Bentley-25	4,682
Aug. 15	@New York	W	81-76	7-5	4-9	11-14	Sims-27	Paris-10	Sims-7	Boyd-22	9,857
Aug. 18	PHOENIX	W	74-59	8-5	4-9	12-14	Williams-18	Paris-11	Williams-6	Dupree-18	4,566
Aug. 21	CONNECTICUT	W	84-76 (OT)	9-5	4-9	13-14	Williams-22	Christmas-8	Lacy-22		4,225
Aug. 28	LOS ANGELES	W	76-66	10-5	4-9	14-14	Sims/Williams-15	Paris-13	Sims/Williams-4	Parker-24	4,776
Aug. 30	INDIANA	W	76-70	11-5	4-9	15-14	Sims-30	Baugh-5	Sims-5	Catchings-22	4,512
Sept. 3	@Seattle	W	85-67	11-5	5-9	16-14	Sims-24	3 with 8	Sims-4	Loyd-16	4,352
Sept. 6	@Los Angeles	L	73-92	11-5	5-10	16-15	Pierson/Sims-21	Paris-6	Sims-6	Parker-33	
Sept. 8	SAN ANTONIO	W	74-64	12-5	5-10	17-15	Sims-27	3with 7	Sims/Kiesel-2	Perkins-24	4,145
Sept. 11	@Chicago	L	71-92	12-5	5-11	17-16	Baugh-22	Jackson-Jones-9	Kiesel-8	Della Donne-21	7,753
Sept. 13	PHOENIX	W	91-87	13-5	5-11	18-16	Kiesel-28	Zahui B-8	Kiesel-5	Currie-26	6,064
<b>Playoffs</b>											
Sept. 17	@Phoenix	L	55-88				Sims-18	Paris-7	Sims-3	Griner-18	8,509
Sept. 19	PHOENIX	L	67-91				Sims-22	Paris-8	Sims-7	Griner-23	3,261



# YEAR-BY-YEAR RESULTS | 2014 | TULSA SHOCK

## HOME/ROAD - REGULAR SEASON

	RECORD	HOME	ROAD	OT
All Games	12-22	8-9	4-13	2-1
vs. Eastern	5-7	2-4	3-3	2-0
vs. Western	7-15	6-6	1-9	0-1

## BY MONTH - REGULAR SEASON

May	0-4
June	6-5
July	4-9
August	2-5

## WIN-LOSE STREAKS

OVERALL	HOME	ROAD
Win - 4	Win - 4	Win - 2
Loss - 5	Loss - 6	Loss - 6

## PLAYER STATISTICS

PLAYER	G	GS	MP	-- FIELD GOALS --			-- 3-POINT FG --			-- FREE THROWS --			-- REBOUNDS --					PF	PTS	
				FG	FGA	FG%	3P	3PA	3P%	FT	FTA	FT%	ORB	DRB	TRB	AST	STL			BLK
Skylar Diggins	34	34	35.1	6.8	16.1	.424	1.0	3.4	.284	5.5	6.5	.842	0.7	1.8	2.5	5.0	1.5	0.6	2.6	20.1
Odyssey Sims	34	31	34.4	5.9	14.6	.406	1.4	4.0	.346	3.5	4.2	.839	0.8	2.0	2.8	4.2	1.3	0.3	2.6	16.7
Glory Johnson	33	33	32.4	5.2	11.7	.449	0.0	0.1	.000	4.2	5.5	.760	2.9	6.4	9.2	1.4	1.4	0.4	3.2	14.7
Courtney Paris	34	34	27.6	4.1	7.1	.574	0.0	0.0		1.0	2.1	.493	4.0	6.2	10.2	1.1	0.8	1.1	3.4	9.2
Riquna Williams	11	2	15.8	2.5	6.3	.406	0.5	2.5	.222	1.3	1.4	.933	0.5	1.4	1.8	1.2	1.4	0.2	1.5	6.9
Jordan Hooper	34	1	19.0	2.0	5.6	.354	1.4	4.1	.329	0.4	0.6	.714	0.7	1.7	2.4	0.6	0.4	0.2	1.4	5.8
Roneeka Hodges	34	34	21.2	1.9	5.4	.346	0.9	3.3	.259	0.7	0.9	.793	0.6	1.2	1.8	1.4	0.5	0.1	2.0	5.3
Jennifer Lacy	34	1	10.5	1.2	3.3	.369	0.6	1.7	.322	0.5	0.9	.581	0.5	0.9	1.5	0.3	0.2	0.1	1.9	3.5
Vicki Baugh	33	0	8.1	1.0	1.7	.589	0.0	0.0		0.5	0.7	.727	1.1	1.8	2.9	0.2	0.3	0.2	1.7	2.5
Tiffany Jackson-Jones	7	0	10.1	0.9	2.1	.400	0.0	0.0		0.4	0.6	.750	0.4	1.4	1.9	0.1	0.6	0.1	1.3	2.1
Angel Goodrich	28	0	6.3	0.4	0.9	.500	0.0	0.1	.500	0.1	0.3	.571	0.1	0.3	0.4	0.8	0.3	0.0	0.5	1.0
Theresa Plaisance	19	0	4.7	0.2	1.1	.150	0.1	0.3	.400	0.2	0.2	1.000	0.3	0.5	0.8	0.3	0.2	0.3	1.2	0.6
Team		34	6881	1002	2343	.428	183	600	.305	577	751	.768	396	782	1178	519	245	110	691	81.3
Opponent		34	6881	1039	2221	.468	149	411	.363	604	753	.802	316	833	1149	601	228	150	682	83.3

## -- SINGLE-GAME HIGHS --

## ----- AVERAGE PER GAME -----

## ----- AVERAGE PER 40 MINUTES -----

PLAYER	-- SINGLE-GAME HIGHS --							----- AVERAGE PER GAME -----							----- AVERAGE PER 40 MINUTES -----						
	MIN	REB	AST	ST	TO	BL	PTS	MIN	REB	AST	STL	TO	BLK	PTS	REB	AST	PF	STL	TO	BLK	PTS
Skylar Diggins	43	8	12	6	7	2	34	35.1	2.5	5.0	1.50	2.9	0.59	20.1	2.9	5.7	3.0	1.71	3.3	0.67	22.9
Odyssey Sims	42	7	10	5	6	2	39	34.4	2.8	4.2	1.29	2.1	0.29	16.7	3.3	4.9	3.0	1.51	2.4	0.34	19.5
Glory Johnson	41	13	5	3	7	2	22	32.4	9.2	1.4	1.36	2.6	0.39	14.7	11.4	1.7	4.0	1.68	3.3	0.49	18.1
Courtney Paris	37	16	3	5	3	5	22	27.6	10.2	1.1	0.82	1.1	1.06	9.2	14.8	1.6	4.9	1.19	1.5	1.53	13.3
Riquna Williams	32	4	3	5	4	1	27	15.8	1.8	1.2	1.36	1.4	0.18	6.9	4.6	3.0	3.7	3.45	3.4	0.46	17.5
Jordan Hooper	31	6	4	2	4	1	12	19.0	2.4	0.6	0.35	0.8	0.21	5.8	5.0	1.2	2.8	0.74	1.7	0.43	12.2
Roneeka Hodges	30	5	4	2	3	2	16	21.2	1.8	1.4	0.50	0.6	0.15	5.3	3.3	2.6	3.8	0.94	1.1	0.28	10.0
Jennifer Lacy	28	5	1	2	4	2	12	10.5	1.5	0.3	0.18	0.8	0.12	3.5	5.6	1.2	7.3	0.67	3.1	0.45	13.3
Vicki Baugh	19	9	2	2	2	1	10	8.1	2.9	0.2	0.33	0.5	0.21	2.5	14.3	0.8	8.3	1.65	2.4	1.05	12.3
Tiffany Jackson-Jones	15	4	1	2	1	1	4	10.1	1.9	0.1	0.57	0.6	0.14	2.1	7.3	0.6	5.1	2.25	2.3	0.56	8.5
Angel Goodrich	15	3	3	1	2	0	6	6.3	0.4	0.8	0.31	0.7	0.00	1.0	2.4	5.1	2.9	1.99	4.4	0.00	6.4
Theresa Plaisance	11	4	3	3	2	1	5	4.7	0.8	0.3	0.21	0.2	0.26	0.6	6.7	2.2	9.9	1.80	1.3	2.25	5.4
SHOCK	225	43	21	11	21	10	107	202.2	34.7	15.3	7.24	13.6	3.24	81.2	34.3	15.1	20.1	7.16	13.5	3.20	80.3
OPPONENTS	225	49	27	11	23	13	102	202.2	33.8	17.7	6.71	13.6	4.41	83.3	33.5	17.5	19.8	6.63	13.5	4.36	82.4



# YEAR-BY-YEAR RESULTS | 2014 | TULSA SHOCK

## GAME-BY-GAME RESULTS - 2014

Date	Opponent	W/L	Result	Home	Road	Total	High Scorer	High Rebounds	High Assists	Opp. Scoring	Att.
May 17	@San Antonio	L	76- 80	0-0	0-1	0-1	Diggins-20	Paris-14	Diggins-9	Perkins-20	7,665
May 23	MINNESOTA	L	93- 94	0-1	0-1	0-2	Diggins-21	Paris-12	Sims-6	M. Moore-38	7,256
May 28	@San Antonio	L	79- 82	0-1	0-2	0-3	Johnson-18	Paris-10	Diggins-7	McBride-30	5,286
May 30	@Phoenix	L	78-100	0-1	0-3	0-4	Williams-27	Johnson-8	Diggins/Hodges-4	Taurasi-16	7,923
Jun 1	@Seattle	L	60- 62	0-1	0-4	0-5	Johnson-21	Paris/Johnson-9	Sims-6	Langhorne-23	6,128
Jun 6	PHOENIX	W	94- 78	1-1	0-4	1-5	Sims-21	Johnson-12	Diggins-9	Taurasi-22	4,975
Jun 10	NEW YORK	W	72- 57	2-1	0-4	2-5	Diggins-21	Paris-16	Diggins-7	Charles-25	4,542
Jun 13	LOS ANGELES	W	69- 67	3-1	0-4	3-5	Diggins-22	Paris-15	Sims-6	Parker-18	5,058
Jun 15	SEATTLE	W	85- 79	4-1	0-4	4-5	Diggins-26	Johnson-13	Sims-6	Wright-24	4,141
Jun 19	@Los Angeles	L	77- 87	4-1	0-5	4-6	Johnson-22	Johnson-10	Diggins-4	Parker-24	8,953
Jun 20	@Phoenix	L	80- 91	4-1	0-6	4-7	Johnson-20	Paris-15	Diggins-7	Griner-28	9,098
Jun 22	@Chicago	W	105- 99(OT)	4-1	1-6	5-7	Diggins-33	Paris-14	Sims-9	Breland-26	6,711
Jun 25	@Indiana	W	107-102(OT)	4-1	2-6	6-7	Diggins-32	Paris-11	Hooper/Diggins-4	Zellous-33	7,367
Jun 28	LOS ANGELES	L	89- 92(OT)	4-2	2-6	6-8	Diggins-29	Paris-15	Sims-10	Ogwumike-22	5,136
Jun 29	PHOENIX	L	77- 80	4-3	2-6	6-9	Sims/Johnson/Diggins-16	Paris-9	Diggins-7	Griner-21	5,939
Jul 1	@New York	L	74- 90	4-3	2-7	6-10	Diggins-23	Paris-12	Diggins-6	Charles-28	7,414
Jul 3	@Connecticut	W	96- 83	4-3	3-7	7-10	Sims-30	Paris-15	Sims-5	Thomas-24	5,396
Jul 5	CONNECTICUT	L	76- 78	4-4	3-7	7-11	Diggins-30	Johnson-11	Diggins-6	Douglas-18	5,943
Jul 8	INDIANA	L	76- 78	4-5	3-7	7-12	Diggins-23	Baugh/Johnson-9	Sims/Diggins-4	Catchings-23	4,107
Jul 10	MINNESOTA	L	85- 91	4-6	3-7	7-13	Diggins-21	Johnson-12	Diggins-12	M. Moore-33	4,961
Jul 12	WASHINGTON	L	74- 91	4-7	3-7	7-14	Johnson-20	Johnson-11	Sims-6	Meesseman/Latta-15	5,958
Jul 16	@Minnesota	L	82- 93	4-7	3-8	7-15	Diggins-19	Paris-12	Hodges-4	M. Moore-32	16,413
Jul 17	SAN ANTONIO	W	95- 90	5-7	3-8	8-15	Paris-22	Johnson-10	Diggins-8	Adams-17	6,165
Jul 22	@San Antonio	L	93- 95	5-7	3-9	8-16	Sims-39	Johnson-10	Diggins-5	McBride-26	6,041
Jul 25	@Washington	L	77- 82	5-7	3-10	8-17	Diggins-19	Paris-16	Sims/Diggins-5	Latta-17	8,616
Jul 27	CHICAGO	W	79- 69	6-7	3-10	9-17	Sims-24	Johnson-11	Sims-8	Quigley/Prince-14	5,540
Jul 29	SEATTLE	W	80- 74	7-7	3-10	10-17	Sims-21	Johnson-13	Sims/Diggins/Hodges-3	Bird-15	4,735
Jul 31	ATLANTA	L	75- 85	7-8	3-10	10-18	Sims-22	Paris/Johnson-9	Diggins-4	Hayes-27	6,841
Aug 2	MINNESOTA	L	75- 84	7-9	3-10	10-19	Sims-25	Paris/Johnson-10	Sims-4	M. Moore-40	6,339
Aug 5	@Los Angeles	W	96- 90	7-9	4-10	11-19	Sims-30	Paris/Johnson-9	Sims-7	Ogwumike-35	7,832
Aug 8	SAN ANTONIO	W	79- 62	8-9	4-10	12-19	Sims-22	Johnson-12	Diggins-8	Hammon-16	6,990
Aug 10	@Seattle	L	68- 74	8-9	4-11	12-20	Diggins-23	Paris-14	Sims-4	Bird-22	6,079
Aug 15	@Atlanta	L	76- 92	8-9	4-12	12-21	Diggins-24	Paris-12	Sims/Diggins-4	de Souza-21	9,439
Aug 16	@Minnesota	L	63- 80	8-9	4-13	12-22	Sims-31	Baugh/Paris-7	Diggins-4	M. Moore-19	9,505





# YEAR-BY-YEAR RESULTS | 2013 | TULSA SHOCK

## HOME/ROAD - REGULAR SEASON

	RECORD	HOME	ROAD	OT
All Games	11-23	7-10	4-13	0-5
vs. Eastern	4-8	4-2	0-6	0-2
vs. Western	7-15	3-8	4-7	0-3

## BY MONTH - REGULAR SEASON

May	0-3
June	3-7
July	3-4
August	3-6
September	2-3

## WIN-LOSE STREAKS

OVERALL	HOME	ROAD
Win - 3	Win - 2	Win - 3
Loss - 6	Loss - 3	Loss - 4

## PLAYER STATISTICS

PLAYER	G	--- FIELD GOALS ---				--- 3-POINT FG ---			--- FREE THROWS ---			--- REBOUNDS ---						PTS		
		GS	MP	FG	FGA	FG%	3P	3PA	3P%	FT	FTA	FT%	ORB	DRB	TRB	AST	STL		BLK	PF
Liz Cambage	20	16	25.0	5.3	9.5	.561	0.0	0.0		5.7	7.4	.776	2.5	5.8	8.3	1.1	0.5	2.4	2.9	16.3
Riquana Williams	27	6	22.7	5.1	13.0	.397	1.7	4.4	.381	3.7	4.1	.900	0.5	1.9	2.4	1.8	1.0	0.3	2.2	15.6
Glory Johnson	29	28	30.2	5.2	11.8	.446	0.0	0.1	.333	4.5	6.0	.747	3.3	5.6	8.9	1.1	1.0	0.4	2.4	15.0
Candace Wiggins	32	31	27.4	3.2	8.9	.363	1.8	4.9	.363	1.9	2.4	.792	0.8	2.0	2.9	2.0	1.2	0.2	2.9	10.1
Skylar Diggins	32	21	26.4	2.8	8.5	.328	0.6	2.4	.244	2.3	2.8	.833	0.5	1.4	1.9	3.8	1.3	0.3	2.0	8.5
Nicole Powell	32	20	22.4	2.3	5.6	.406	1.2	3.3	.362	0.7	0.8	.815	1.0	2.8	3.7	1.3	0.8	0.2	1.7	6.4
Roneeka Hodges	33	8	17.1	1.8	4.5	.387	1.2	3.5	.360	0.2	0.2	.875	0.1	1.2	1.2	1.0	0.5	0.1	0.9	5.0
Angel Goodrich	31	16	21.9	1.9	4.4	.423	0.3	1.0	.250	0.4	0.7	.545	0.5	1.4	1.8	2.9	1.2	0.1	1.1	4.4
Tiffany Jackson-Jones	19	10	20.7	1.7	4.4	.393	0.0	0.0		0.9	1.4	.654	1.9	2.6	4.5	0.7	1.3	0.2	2.2	4.4
Jennifer Lacy	32	7	14.1	1.4	4.3	.324	0.6	2.2	.254	0.6	0.7	.818	0.4	1.0	1.3	0.7	0.2	0.2	1.9	3.9
Kayla Pedersen	9	5	18.0	1.8	4.2	.421	0.0	0.0		0.3	0.7	.500	1.4	2.4	3.9	1.6	0.8	0.9	1.3	3.9
Courtney Paris	23	2	12.0	1.8	3.9	.461	0.0	0.0	.000	0.3	0.4	.667	1.8	2.3	4.1	0.5	0.3	0.7	1.6	3.8
SHOCK	34	-	6950	913	2252	.405	227	679	.334	564	718	.796	351	765	1116	514	272	126	614	77.0
OPPONENTS	34	-	6950	1013	2247	.451	165	500	.330	502	642	.782	337	876	1213	560	293	175	658	79.2

PLAYER	-- SINGLE-GAME HIGHS --							----- AVERAGE PER GAME -----							----- AVERAGE PER 40 MINUTES -----						
	MIN	REB	AST	ST	TO	BL	PTS	MIN	REB	AST	STL	TO	BLK	PTS	REB	AST	PF	STL	TO	BLK	PTS
Liz Cambage	36	17	3	3	6	6	28	25.0	8.3	1.1	0.50	3.1	2.40	16.3	13.3	1.8	4.6	0.80	5.0	3.85	26.1
Riquana Williams	35	9	6	4	4	2	51	22.7	2.4	1.8	1.00	1.5	0.26	15.6	4.2	3.2	3.9	1.76	2.6	0.46	27.6
Glory Johnson	42	17	3	3	8	3	32	30.2	8.9	1.1	1.03	2.1	0.41	15.0	11.8	1.5	3.2	1.37	2.7	0.55	19.9
Candace Wiggins	41	8	5	3	6	1	25	27.4	2.9	2.0	1.22	1.8	0.22	10.1	4.2	2.9	4.2	1.78	2.7	0.32	14.8
Skylar Diggins	42	5	11	4	7	2	22	26.4	1.9	3.8	1.28	2.9	0.25	8.5	2.9	5.8	3.1	1.94	4.4	0.38	12.9
Nicole Powell	37	9	6	2	4	2	21	22.4	3.7	1.3	0.75	0.9	0.19	6.4	6.7	2.3	3.0	1.34	1.6	0.34	11.5
Roneeka Hodges	35	4	4	2	3	1	22	17.2	1.2	1.0	0.52	0.5	0.06	5.0	2.8	2.3	2.1	1.20	1.2	0.14	11.6
Angel Goodrich	37	5	11	5	5	1	14	21.9	1.8	2.9	1.23	1.7	0.06	4.4	3.4	5.4	2.1	2.24	3.1	0.12	8.0
Tiffany Jackson-Jones	31	10	3	3	3	1	13	20.7	4.5	0.7	1.32	1.4	0.21	4.4	8.8	1.3	4.2	2.54	2.7	0.41	8.4
Jennifer Lacy	28	5	4	1	2	1	21	14.1	1.3	0.7	0.22	0.7	0.19	3.9	3.8	1.9	5.3	0.62	2.0	0.53	11.2
Kayla Pedersen	28	7	4	2	2	2	10	18.0	3.9	1.6	0.78	0.9	0.89	3.9	8.6	3.5	3.0	1.73	2.0	1.98	8.6
Courtney Paris	30	13	3	2	1	3	13	12.0	4.1	0.5	0.30	0.5	0.70	3.8	13.8	1.6	5.2	1.01	1.7	2.32	12.8
SHOCK	250	62	25	14	24	8	103	204.4	32.8	15.1	8.00	15.1	3.71	77.0	32.1	14.8	17.7	7.83	14.8	3.63	75.3
OPPONENTS	250	48	24	16	24	13	108	204.4	35.7	16.5	8.62	15.4	5.15	79.2	34.9	16.1	18.9	8.43	15.1	5.04	77.5



# YEAR-BY-YEAR RESULTS | 2013 | TULSA SHOCK

## GAME-BY-GAME RESULTS - 2013

Date	Opponent	W/L	Result	Home	Road	Total	High Scorer	High Rebounds	High Assists	Opp. Scoring	Att.
May 25	@Atlanta	L	81-98	0-0	0-1	0-1	Williams-22	Cabbage-8	Wiggins-4	Hayes-21	7,519
May 27	WASHINGTON	L	90-95(OT)	0-1	0-1	0-2	Hodges-22	Johnson-14	Diggins-11	Latta-27	7,381
May 31	@New York	L	76-78(OT)	0-1	0-2	0-3	Cabbage-22	Johnson-11	Wiggins-4	Carson-18	7,532
Jun 2	@Chicago	L	71-92	0-1	0-3	0-4	Johnson-15	Johnson-13	Diggins/Hodges/Williams-3	Prince-19	6,811
Jun 7	@Seattle	W	67-58	0-1	1-3	1-4	Johnson-17	Johnson-9	Diggins/Johnson/Hodges-3	Thompson-17	6,879
Jun 8	@Los Angeles	L	69-76(OT)	0-1	1-4	1-5	Johnson-17	Johnson-8	Wiggins-5	Toliver-21	6,118
Jun 14	MINNESOTA	L	74-83	0-2	1-4	1-6	Johnson-22	Johnson-9	Goodrich-5	Brunson-19	5,273
Jun 16	PHOENIX	L	103-108(OT)	0-3	1-4	1-7	Johnson-32	Johnson-15	Diggins-8	Taurasi-29	4,206
Jun 20	CHICAGO	W	83-74	1-3	1-4	2-7	Williams-21	Johnson-10	Diggins/Lacy-4	Fowles-17	4,161
Jun 22	SEATTLE	W	92-70	2-3	1-4	3-7	Hodges-19	Johnson-12	Diggins-6	Hawkins-17	4,327
Jun 23	@Minnesota	L	79-88	2-3	1-5	3-8	Johnson-24	Johnson-8	Diggins-11	Augustus/Moore-22	8,423
Jun 28	@Indiana	L	69-80	2-3	1-6	3-9	Powell-21	Johnson-11	Diggins-5	Catchings-28	6,957
Jun 30	@Washington	L	61-84	2-3	1-7	3-10	Hodges-16	Johnson/Paris-7	Diggins/Williams-3	Latta-15	6,511
Jul 2	@Connecticut	L	69-88	2-3	1-8	3-11	Williams-23	Johnson-15	Diggins-3	Hightower-18	5,701
Jul 11	LOS ANGELES	L	78-94	2-4	1-8	3-12	Diggins-19	Jackson-Jones-7	Goodrich-5	Parker-30	6,278
Jul 13	MINNESOTA	L	75-86	2-5	1-8	3-13	Williams-22	Cabbage-8	Diggins-4	Whalen-25	6,171
Jul 17	@Seattle	W	86-59	2-5	2-8	4-13	Williams-26	Cabbage/Powell-8	Wiggins/Powell-4	Little-11	9,686
Jul 19	CONNECTICUT	W	64-58	3-5	2-8	5-13	Johnson-14	Cabbage/Johnson-17	Wiggins-2	Hightower-14	5,294
Jul 21	ATLANTA	W	90-63	4-5	2-8	6-13	Johnson-24	Cabbage-15	Powell-6	McCoughtry-21	4,107
Jul 25	INDIANA	L	60-71	4-6	2-8	6-14	Cabbage-13	Johnson-5	Williams/Goodrich/Hodges-2	Catchings-23	5,018
Aug 2	LOS ANGELES	W	96-89	5-6	2-8	7-14	Cabbage-28	Cabbage-8	Goodrich-9	Toliver-23	6,168
Aug 4	@San Antonio	L	65-69	5-6	2-9	7-15	Johnson-19	Johnson-11	Diggins-5	Robinson-19	7,950
Aug 9	@Phoenix	L	67-70	5-6	2-10	7-16	Cabbage-19	Wiggins-6	Goodrich-4	Taurasi-23	8,547
Aug 11	@Phoenix	L	56-77	5-6	2-11	7-17	Diggins/Cabbage-19	Cabbage/Paris-6	Diggins-3	Bonner-21	5,972
Aug 16	@Minnesota	W	83-77	5-6	3-11	8-17	Cabbage-27	Cabbage-8	Goodrich-8	Augustus-29	9,422
Aug 20	PHOENIX	L	86-89	5-7	3-11	8-18	Williams-23	Cabbage-13	Wiggins-5	Taurasi-28	4,261
Aug 23	SAN ANTONIO	W	73-67	6-7	3-11	9-18	Cabbage-20	Cabbage-8	Goodrich-4	Christon-18	5,923
Aug 25	@Los Angeles	L	88-90(2OT)	6-7	3-12	9-19	Wiggins-20	Cabbage-14	Goodrich/Williams/Wiggins-3	Parker-26	9,973
Aug 30	SAN ANTONIO	L	65-74	6-8	3-12	9-20	Williams-18	Johnson-12	Diggins-7	Perkins-19	5,452
Sep 1	NEW YORK	W	93-88	7-8	3-12	10-20	Wiggins-25	Paris-13	Williams-6	Braxton/Pondexter-20	5,818
Sep 6	LOS ANGELES	L	70-74	7-9	3-12	10-21	Johnson-19	Paris-9	Diggins-3	Parker-20	6,704
Sep 8	@San Antonio	W	98-65	7-9	4-12	11-21	Williams-51	Paris-8	Goodrich-11	Perkins-21	6,560
Sep 12	SEATTLE	L	67-76	7-10	4-12	11-22	Williams-17	Jackson-Jones-10	Williams-4	Stricklen-26	6,513
Sep 14	@Seattle	L	73-85	7-10	4-13	11-23	Lacy-21	Williams-5	Williams-4	Thompson-22	8,978



# YEAR-BY-YEAR RESULTS | 2012 | TULSA SHOCK

## HOME/ROAD - REGULAR SEASON

	RECORD	HOME	ROAD	OT
All Games	9-25	6-11	3-14	1-2
vs. Eastern	4-8	3-3	1-5	1-2
vs. Western	5-17	3-8	2-9	0-0

## BY MONTH - REGULAR SEASON

May	0-4
June	2-8
July	1-3
August	1-3
September	0-0

## WIN-LOSE STREAKS

OVERALL	HOME	ROAD
Win - 3	Win - 2	Win - 2
Loss - 9	Loss - 4	Loss - 10

## PLAYER STATISTICS

PLAYER	--- FIELD GOALS ---			--- 3-POINT FG ---			--- FREE THROWS ---			--- REBOUNDS ---											
	G	GS	MIN	FG	FGA	PCT	3P	3GA	3P%	FT	FTA	PCT	OFF	DEF	TRB	AST	PF	STL	TO	BLK	PTS
Ivory Latta	34	18	962	175	407	.430	69	177	.390	68	81	.840	14	61	75	111	75	31	73	3	14.3
Temeka Johnson	29	28	833	128	308	.416	34	64	.531	63	75	.840	18	75	93	135	70	34	79	1	12.2
Glory Johnson	34	28	958	131	272	.482	0	0	---	130	192	.677	95	137	232	38	103	73	71	20	11.5
Riquna Williams	33	3	671	116	337	.344	38	117	.325	75	91	.824	25	55	80	69	65	51	47	9	10.5
Jennifer Lacy	26	6	573	77	198	.389	44	109	.404	24	37	.649	25	43	68	22	76	16	36	9	8.5
Roneeka Hodges (TUL)	20	16	510	73	174	.420	41	109	.376	17	22	.773	9	45	54	37	17	16	33	4	10.2
Amber Holt	24	18	456	57	134	.425	17	49	.347	9	16	.563	10	35	45	28	25	11	16	0	5.8
Scholanda Dorrell	26	8	385	37	113	.327	16	50	.320	20	30	.667	13	19	32	13	46	25	25	3	4.2
Kayla Pedersen	27	25	626	44	148	.297	3	12	.250	23	39	.590	36	82	118	42	74	26	34	13	4.2
Karima Christmas	14	6	161	14	42	.333	5	16	.313	17	23	.739	15	12	27	3	22	14	6	4	3.6
Courtney Paris (TUL)	23	0	225	36	66	.545	0	0	---	9	23	.391	33	44	77	11	25	7	14	10	3.5
Chante Black	29	13	366	35	70	.500	0	0	---	22	32	.688	26	51	77	10	33	15	24	18	3.2
Lynetta Kizer	7	0	66	3	17	.176	0	2	.000	13	14	.929	7	8	15	0	7	4	3	0	2.7
Jene Morris	9	1	82	6	16	.375	4	9	.444	1	2	.500	5	4	9	2	11	6	4	0	1.9
SHOCK	34	-	6875	932	2302	.405	271	714	.380	491	677	.725	331	671	1002	521	649	329	501	94	77.2
OPPONENTS	34	-	6875	1047	2197	.477	240	635	.378	529	668	.792	342	919	1261	668	651	265	624	154	84.2

PLAYER	-- SINGLE-GAME HIGHS --							----- AVERAGE PER GAME -----							----- AVERAGE PER 40 MINUTES -----						
	MIN	REB	AST	ST	TO	BL	PTS	MIN	REB	AST	STL	TO	BLK	PTS	REB	AST	PF	STL	TO	BLK	PTS
Ivory Latta	37	6	14	3	6	1	25	28.3	2.2	3.3	0.91	2.1	0.09	14.3	3.1	4.6	3.1	1.29	3.0	0.12	20.2
Temeka Johnson	38	9	9	4	6	1	26	28.7	3.2	4.7	1.17	2.7	0.03	12.2	4.5	6.5	3.4	1.63	3.8	0.05	17.0
Glory Johnson	36	15	5	5	5	3	30	28.2	6.8	1.1	2.15	2.1	0.59	11.5	9.7	1.6	4.3	3.05	3.0	0.84	16.4
Riquana Williams	32	6	6	5	4	1	27	20.3	2.4	2.1	1.55	1.4	0.27	10.5	4.8	4.1	3.9	3.04	2.8	0.54	20.6
Jennifer Lacy	40	6	2	4	4	2	19	22.0	2.6	0.8	0.62	1.4	0.35	8.5	4.7	1.5	5.3	1.12	2.5	0.63	15.5
Roneeka Hodges	38	7	7	2	5	2	22	25.5	2.7	1.9	0.80	1.7	0.20	10.2	4.2	2.9	1.3	1.25	2.6	0.31	16.0
Amber Holt	29	6	4	2	2	0	14	19.0	1.9	1.2	0.46	0.7	0.00	5.8	3.9	2.5	2.2	0.96	1.4	0.00	12.3
Scholanda Dorrell	32	3	2	4	4	1	17	14.8	1.2	0.5	0.96	1.0	0.12	4.2	3.3	1.4	4.8	2.60	2.6	0.31	11.4
Kayla Pedersen	36	10	5	3	5	2	14	23.2	4.4	1.6	0.96	1.3	0.48	4.2	7.5	2.7	4.7	1.66	2.2	0.83	7.3
Karima Christmas	20	4	1	3	2	2	11	11.5	1.9	0.2	1.00	0.4	0.29	3.6	6.7	0.7	5.5	3.48	1.5	0.99	12.4
Courtney Paris	19	11	2	1	5	2	11	9.8	3.3	0.5	0.30	0.6	0.43	3.5	13.7	2.0	4.4	1.24	2.5	1.78	14.4
Chante Black	29	7	3	2	3	2	10	12.6	2.7	0.3	0.52	0.8	0.62	3.2	8.4	1.1	3.6	1.64	2.6	1.97	10.1
Lynetta Kizer	16	6	0	2	1	0	7	9.4	2.1	0.0	0.57	0.4	0.00	2.7	9.1	0.0	4.2	2.42	1.8	0.00	11.5
Jene Morris	18	3	1	2	1	0	9	9.1	1.0	0.2	0.67	0.4	0.00	1.9	4.4	1.0	5.4	2.93	2.0	0.00	8.3
SHOCK	225	39	24	17	20	6	99	202.2	29.5	15.3	9.68	14.7	2.76	77.2	29.1	15.2	18.9	9.57	14.6	2.73	76.4
OPPONENTS	225	45	29	13	32	12	107	202.2	37.1	19.6	7.79	18.4	4.53	84.2	36.7	19.4	18.9	7.71	18.2	4.48	83.3



# YEAR-BY-YEAR RESULTS | 2012 | TULSA SHOCK

## GAME-BY-GAME RESULTS - 2012

Date	Opponent	W/L	Result	Home	Road	Total	High Scoring	High Rebounds	High Assists	Opponent Scoring	Att.
May 19	SAN ANTONIO	L	79- 88	0-1	0-0	0-1	T. Johnson-21	G. Johnson-10	T. Johnson-9	Young-20	7,509
May 22	PHOENIX	L	87- 89	0-2	0-0	0-2	T. Johnson/Latta-16	Black-7	T. Johnson-7	Dupree-31	5,341
May 26	@Washington	L	61- 64	0-2	0-1	0-3	Latta-16	T. Johnson/Kizer-5	T. Johnson-4	Ajavon-19	11,866
May 29	@Los Angeles	L	75- 76	0-2	0-2	0-4	Williams-19	G. Johnson-5	T. Johnson/Williams/Pedersen-5	Milton-Jones/Toliver-16	8,312
Jun 1	@Seattle	L	58- 76	0-2	0-3	0-5	Lacy-12	G. Johnson/Pedersen-6	Williams-3	Bird-27	7,489
Jun 3	@Phoenix	L	72- 79	0-2	0-4	0-6	Lacy-19	T. Johnson-9	T. Johnson/Latta-3	Bonner-23	7,178
Jun 8	@Chicago	L	91- 98(OT)	0-2	0-5	0-7	Latta-25	Pedersen-9	T. Johnson/Latta-6	Prince-32	5,019
Jun 9	MINNESOTA	L	73- 93	0-3	0-5	0-8	Lacy-15	Pedersen-10	T. Johnson-6	Moore-26	5,113
Jun 15	SEATTLE	L	73- 86	0-4	0-5	0-9	Lacy-16	Tied with 5	T. Johnson-8	Bird-21	5,100
Jun 17	PHOENIX	W	87- 75	1-4	0-5	1-9	T. Johnson-22	G. Johnson-9	T. Johnson-5	Bonner-24	4,200
Jun 20	@Los Angeles	L	79- 95	1-4	0-6	1-10	G. Johnson-19	G. Johnson/Paris-8	T. Johnson-4	Parker-33	8,388
Jun 23	INDIANA	L	70- 73	1-5	0-6	1-11	G. Johnson-22	Paris-11	Latta-5	Catchings-16	4,209
Jun 26	LOS ANGELES	W	91- 75	2-5	0-6	2-11	Williams-27	G. Johnson/Pedersen-6	Latta-8	Toliver-21	4,102
Jun 29	ATLANTA	L	92-102	2-6	0-6	2-12	G. Johnson/Latta-16	Pedersen-8	T. Johnson-8	McCoughtry-24	4,235
Jul 6	CONNECTICUT	L	75- 86	2-7	0-6	2-13	Latta-24	G. Johnson-7	Pedersen-5	Charles-24	4,318
Jul 8	WASHINGTON	W	78- 62	3-7	0-6	3-13	Latta-18	Latta-6	T. Johnson/Latta-3	Langhorne-13	4,003
Jul 10	MINNESOTA	L	86-107	3-8	0-6	3-14	Latta-25	Tied with 3	T. Johnson-7	Wiggins-25	6,012
Jul 12	@Minnesota	L	74- 89	3-8	0-7	3-15	G. Johnson-30	G. Johnson-14	Hodges/Latta-4	Moore-28	15,318
Aug 17	SAN ANTONIO	L	79- 89	3-9	0-7	3-16	Williams-17	Pedersen-8	T. Johnson-6	Young-20	6,270
Aug 19	@Minnesota	L	59- 83	3-9	0-8	3-17	G. Johnson-17	G. Johnson-12	T. Johnson-6	Moore-22	10,223
Aug 21	@Connecticut	L	80- 82(OT)	3-9	0-9	3-18	T. Johnson/Lacy-14	G. Johnson-15	T. Johnson-7	Lawson-19	6,745
Aug 24	CHICAGO	W	81- 78(OT)	4-9	0-9	4-18	Hodges/Williams-22	G. Johnson-12	G. Johnson-5	Vandersloot-23	5,147
Aug 25	@San Antonio	L	71- 91	4-9	0-10	4-19	Williams-17	G. Johnson-9	Latta-5	Perkins-21	9,029
Aug 28	@Atlanta	W	84- 80	4-9	1-10	5-19	Hodges-20	G. Johnson-8	T. Johnson-6	de Souza-16	2,813
Aug 30	LOS ANGELES	W	99- 85	5-9	1-10	6-19	Latta-21	Holt/G. Johnson-6	Latta-14	Toliver-21	5,275
Aug 31	@Minnesota	L	83- 92	5-9	1-11	6-20	Williams-21	G. Johnson-6	G. Johnson/Latta-4	Brunson/Moore/Whalen-19	9,213
Sep 6	@Seattle	L	74-101	5-9	1-12	6-21	Latta-18	Hodges-7	Williams-5	Jackson-23	5,948
Sep 8	SEATTLE	L	66- 89	5-10	1-12	6-22	Latta-14	Pedersen-7	Williams-6	Little-28	7,415
Sep 12	SAN ANTONIO	L	67- 78	5-11	1-12	6-23	G. Johnson-18	Hodges-6	T. Johnson-4	Christon-17	4,543
Sep 14	@Phoenix	W	92- 84	5-11	2-12	7-23	Latta-20	G. Johnson/Williams-6	Williams-4	Kizer-19	6,719
Sep 16	@San Antonio	W	80- 70	5-11	3-12	8-23	T. Johnson-18	G. Johnson-11	Latta-4	Young-15	5,246
Sep 20	NEW YORK	W	78- 66	6-11	3-12	9-23	T. Johnson-26	G. Johnson-7	T. Johnson-6	Braxton/Pondexter/Pierson-14	5,661
Sep 22	@New York	L	74- 91	6-11	3-13	9-24	Latta-16	Tied with 4	Latta-6	Pierson-19	8,508
Sep 23	@Indiana	L	58- 91	6-11	3-14	9-25	Latta-16	G. Johnson-11	Latta-4	Phillips-21	9,225



# YEAR-BY-YEAR RESULTS | 2011 | TULSA SHOCK

## HOME/ROAD - REGULAR SEASON

	RECORD	HOME	ROAD	OT
All Games	3-31	2-15	1-16	0-1
vs. Eastern	2-10	1-5	1-5	0-0
vs. Western	1-21	1-10	0-11	0-1

## BY MONTH - REGULAR SEASON

June	1-9
July	0-8
August	2-8
September	0-5

## WIN-LOSE STREAKS

OVERALL	HOME	ROAD
Win - 2	Win - 1	Win - 1
Loss - 20	Loss - 11	Loss - 13

## PLAYER STATISTICS

PLAYER	G	GS	MP	--- FIELD GOALS ---			--- 3-POINT FG ---			--- FREE THROWS ---			--- REBOUNDS ---							TOV	PF	PTS
				FG	FGA	FG%	3P	3PA	3P%	FT	FTA	FT%	ORB	DRB	TRB	AST	STL	BLK				
Tiffany Jackson-Jones	34	32	33.9	4.4	9.7	.456	0.0	0.0	.000	3.6	4.6	.776	2.9	5.5	8.4	2.0	1.2	0.6	2.8	2.8	12.4	
Ivory Latta	24	24	28.5	4.6	11.1	.414	1.4	4.0	.351	1.6	2.0	.830	0.4	1.6	2.0	3.2	1.2	0.1	2.9	2.4	12.2	
Liz Cabbage	33	11	20.0	4.1	7.9	.511	0.0	.000	3.4	4.3	.794	1.6	3.1	4.7	0.5	0.8	0.9	2.4	2.9	11.5		
Sheryl Swoopes	33	28	26.6	3.1	7.7	.398	0.9	2.8	.319	1.2	1.4	.870	0.6	3.5	4.1	2.3	0.8	0.3	1.4	1.4	8.2	
Kayla Pedersen	33	20	23.8	2.4	6.0	.402	0.7	2.1	.324	1.3	1.6	.796	0.8	2.9	3.6	1.8	1.1	0.4	1.3	2.4	6.8	
Amber Holt	26	24	25.6	2.3	7.8	.302	0.6	2.7	.214	1.5	1.6	.905	1.1	2.0	3.1	2.4	0.7	0.1	1.3	2.2	6.7	
Jennifer Lacy	34	18	19.2	2.4	6.0	.402	0.8	2.4	.350	0.6	0.9	.700	0.9	1.8	2.6	1.0	0.6	0.5	1.5	2.5	6.3	
Doneeka Lewis	5	2	20.2	2.4	8.6	.279	1.4	5.2	.269	0.0	0.0		0.6	1.6	2.2	2.8	0.8	0.2	2.6	1.4	6.2	
Andrea Riley	33	10	19.0	1.9	6.2	.314	0.7	3.4	.214	1.4	1.7	.855	0.2	1.0	1.2	1.8	1.0	0.1	2.0	2.3	6.0	
Chasity Reed	11	1	13.2	1.5	4.2	.370	0.0	0.1	.000	0.4	0.5	.667	0.2	1.7	1.9	0.7	0.3	0.1	1.1	2.4	3.5	
Karima Christmas	17	0	9.8	1.0	2.7	.370	0.2	1.0	.235	0.9	1.2	.800	0.6	0.5	1.2	0.4	0.4	0.2	0.9	1.1	3.2	
Miranda Ayim	3	0	14.0	1.3	3.0	.444	0.0	0.0		0.0	0.7	.000	1.3	1.0	2.3	0.7	0.7	0.3	1.3	2.3	2.7	
Betty Lennox	9	0	6.1	0.4	2.6	.174	0.4	1.9	.235	0.6	0.7	.833	0.2	0.7	0.9	0.6	0.2	0.0	0.7	0.8	1.9	
Abi Olajuwon	16	0	6.2	0.4	1.6	.269	0.0	0.0		0.1	0.1	1.000	0.2	0.6	0.8	0.1	0.0	0.1	0.3	0.6	1.0	
Marion Jones	14	0	6.5	0.3	1.5	.190	0.0	0.3	.000	0.1	0.3	.500	0.3	0.1	0.4	0.2	0.5	0.1	0.4	0.8	0.7	
Jacinta Monroe	4	0	5.3	0.0	1.0	.000	0.0	0.0		0.0	0.0		0.5	0.5	1.0	0.3	0.0	0.0	0.5	0.8	0.0	
SHOCK		34	6825	848	2140	.396	167	589	.284	490	611	.802	303	740	1043	491	251	106	582	681	69.2	
OPPONENTS		34	6825	1046	2159	.484	187	472	.396	512	679	.754	282	828	1110	608	292	139	485	590	82.1	

## -- SINGLE-GAME HIGHS --

## ----- AVERAGE PER GAME -----

## ----- AVERAGE PER 40 MINUTES -----

PLAYER	MIN	REB	AST	ST	TO	BL	PTS	MIN	REB	AST	STL	TO	BLK	PTS	REB	AST	PF	STL	TO	BLK	PTS	
Tiffany Jackson-Jones	43	17	6	4	10	3	27	33.9	8.4	2.0	1.18	2.8	0.62	12.4	9.9	2.4	3.3	1.39	3.3	0.73	14.7	
Ivory Latta	36	6	7	3	7	1	26	28.5	2.0	3.2	1.21	2.9	0.08	12.2	2.8	4.5	3.3	1.70	4.0	0.12	17.1	
Liz Cabbage	34	15	3	3	6	3	24	20.0	4.7	0.5	0.85	2.4	0.88	11.5	9.5	1.0	5.8	1.70	4.8	1.76	23.1	
Sheryl Swoopes	42	9	6	3	5	2	22	26.6	4.1	2.3	0.76	1.4	0.27	8.2	6.2	3.5	2.1	1.14	2.0	0.41	12.3	
Kayla Pedersen	40	9	7	4	4	2	18	23.8	3.6	1.8	1.06	1.3	0.36	6.8	6.1	3.0	4.0	1.79	2.1	0.61	11.5	
Amber Holt	38	8	7	4	3	1	18	25.6	3.1	2.4	0.69	1.3	0.12	6.7	4.8	3.7	3.4	1.08	2.0	0.18	10.5	
Jennifer Lacy	34	8	5	2	6	3	18	19.2	2.6	1.0	0.59	1.5	0.50	6.3	5.5	2.1	5.3	1.23	3.1	1.04	13.0	
Doneeka Lewis	30	6	9	2	5	1	11	20.2	2.2	2.8	0.80	2.6	0.20	6.2	4.4	5.5	2.8	1.58	5.1	0.40	12.3	
Andrea Riley	39	7	6	5	6	1	20	19.0	1.2	1.8	0.97	2.0	0.09	6.0	2.4	3.7	4.9	2.04	4.3	0.19	12.7	
Chasity Reed	34	5	4	2	3	1	10	13.2	1.9	0.7	0.27	1.1	0.09	3.5	5.8	2.2	7.2	0.83	3.3	0.28	10.5	
Karima Christmas	26	4	1	2	2	1	12	9.8	1.2	0.4	0.35	0.9	0.18	3.2	4.8	1.4	4.6	1.45	3.9	0.72	13.0	
Miranda Ayim	19	5	1	1	2	1	4	14.0	2.3	0.7	0.67	1.3	0.33	2.7	6.7	1.9	6.7	1.90	3.8	0.95	7.6	
Betty Lennox	10	3	2	2	2	0	5	6.1	0.9	0.6	0.22	0.7	0.00	1.9	5.8	3.6	5.1	1.45	4.4	0.00	12.4	
Abi Olajuwon	19	2	1	0	2	1	4	6.2	0.8	0.1	0.00	0.3	0.13	1.0	4.8	0.8	3.6	0.00	2.0	0.81	6.5	
Marion Jones	11	2	1	2	2	1	6	6.5	0.4	0.2	0.50	0.4	0.14	0.7	2.6	1.3	4.8	3.08	2.2	0.88	4.4	
Jacinta Monroe	7	2	1	0	1	0	0	5.3	1.0	0.3	0.00	0.5	0.00	0.0	7.6	1.9	5.7	0.00	3.8	0.00	0.00	
SHOCK		225	40	22	12	28	7	94	200.7	30.7	14.4	7.38	17.1	3.12	69.2	30.6	14.4	20.0	7.36	17.1	3.11	69.0
OPPONENTS		225	44	28	15	22	11	102	200.7	32.6	17.9	8.59	14.3	4.09	82.1	32.5	17.8	17.3	8.56	14.2	4.07	81.8



# YEAR-BY-YEAR RESULTS | 2011 | TULSA SHOCK

## GAME-BY-GAME RESULTS - 2011

Date	Opponent	W/L	Results	Home	Road	Total	High Scoring	High Rebounds	High Assists	Opp. Scoring	Att.
Jun 4	@San Antonio	L	73- 93	0-0	0-1	0-1	Cabbage-18	Cabbage-10	Jackson-Jones-4	Young-20	12,406
Jun 7	@Minnesota	L	65- 75	0-0	0-2	0-2	Cabbage-16	Cabbage-15	Jackson-Jones-3	Brunson-17	7,713
Jun 10	SAN ANTONIO	L	62- 93	0-1	0-2	0-3	Cabbage/Pedersen-12	Pedersen-7	Swoopes-4	Hodges-19	7,509
Jun 12	@Connecticut	L	79- 90	0-1	0-3	0-4	Latta-26	Pedersen-8	Pedersen-5	Charles-19	6,520
Jun 14	@Indiana	L	74- 82	0-1	0-4	0-5	Latta-19	Jackson-Jones-11	Latta-5	Douglas-22	6,024
Jun 18	WASHINGTON	W	77- 59	1-1	0-4	1-5	Latta-22	Jackson-Jones-9	Pedersen-7	Coleman/Langhorne-12	4,423
Jun 21	SEATTLE	L	77- 82	1-2	0-4	1-6	Jackson-Jones-20	Jackson-Jones-10	Pedersen-4	Bird-21	4,612
Jun 23	NEW YORK	L	82- 94	1-3	0-4	1-7	Cabbage-22	Jackson-Jones-6	Latta-7	Vaughn-24	4,682
Jun 26	@Washington	L	63- 83	1-3	0-5	1-8	Cabbage-15	Cabbage-7	Latta-5	Langhorne-23	10,675
Jun 30	MINNESOTA	L	71-101	1-4	0-5	1-9	Latta-13	Lacy-7	Pedersen-5	Whalen-21	3,970
Jul 8	PHOENIX	L	78- 86	1-5	0-5	1-10	Cabbage-19	Pedersen-9	Lewis-9	Taurasi-17	4,081
Jul 10	@Phoenix	L	63-102	1-5	0-6	1-11	Jackson-Jones-19	Pedersen-7	Riley-5	Taylor-18	7,696
Jul 13	@Chicago	L	54- 72	1-5	0-7	1-12	Lacy-13	Jackson-Jones-11	Jackson-Jones-5	Fowles-21	13,838
Jul 15	LOS ANGELES	L	74- 79	1-6	0-7	1-13	Riley-15	Jackson-Jones-10	Holt-5	Toliver-25	5,034
Jul 17	@New York	L	57- 88	1-6	0-8	1-14	Jackson-Jones-17	Jackson-Jones-11	Holt-4	Pondexter-18	6,735
Jul 26	ATLANTA	L	68- 76	1-7	0-8	1-15	Cabbage-16	Jackson-Jones-17	Swoopes/ Jackson-Jones/Latta-3	McCoughtry-37	3,435
Jul 28	CHICAGO	L	55- 64	1-8	0-8	1-16	Latta-20	Jackson-Jones-14	Holt-5	Fowles-14	4,012
Jul 30	SEATTLE	L	72- 89	1-9	0-8	1-17	Jackson-Jones-16	Swoopes-8	Lacy-5	Bird-29	5,067
Aug 5	INDIANA	L	65- 85	1-10	0-8	1-18	Lacy/Jackson-Jones-12	Lacy/ Jackson-Jones-8	Jackson-Jones-3	Davenport-17	5,013
Aug 6	@San Antonio	L	64- 72	1-10	0-9	1-19	Jackson-Jones-27	Jackson-Jones-10	Cabbage/Riley-3	Young-20	8,273
Aug 9	@Los Angeles	L	66- 71	1-10	0-10	1-20	Jackson-Jones-18	Holt-6	Swoopes-4	Penicheiro-23	8,255
Aug 11	@Seattle	L	63- 77	1-10	0-11	1-21	Cabbage-24	Cabbage-10	Swoopes-3	Little-19	6,503
Aug 14	@Minnesota	L	54- 82	1-10	0-12	1-22	Swoopes-9	Cabbage-5	Swoopes-3	Augustus-16	8,388
Aug 21	LOS ANGELES	L	67- 73	1-11	0-12	1-23	Swoopes-17	Jackson-Jones-11	Latta-6	Parker-23	6,012
Aug 23	MINNESOTA	L	72- 78	1-12	0-12	1-24	Holt-18	Jackson-Jones-10	Latta-7	McWilliams-Frank-1	3,750
Aug 25	@Seattle	L	57- 74	1-12	0-13	1-25	Jackson-Jones/Swoopes-12	Jackson-Jones-9	Latta/Riley-3	Jackson-14	6,887
Aug 26	@Los Angeles	W	77- 75	1-12	1-13	2-25	Jackson-Jones-20	Jackson-Jones-11	Holt-7	Milton-Jones-24	8,997
Aug 28	CONNECTICUT	W	83- 72	2-12	1-13	3-25	Swoopes-22	Jackson-Jones-12	Latta-6	Charles-21	4,813
Aug 30	PHOENIX	L	74- 96	2-13	1-13	3-26	Cabbage-16	Pedersen-7	Latta-6	Bonner-25	3,590
Sep 2	SEATTLE	L	72- 78	2-14	1-13	3-27	Lacy-18	Jackson-Jones-10	Swoopes-6	Bird-21	6,117
Sep 4	@Atlanta	L	52- 73	2-14	1-14	3-28	Jackson-Jones-15	Jackson-Jones-11	Swoopes-4	McCoughtry-19	7,661
Sep 8	@Phoenix	L	76- 91	2-14	1-15	3-29	Cabbage-22	Jackson-Jones-10	Riley-5	Taurasi-21	8,189
Sep 9	@Los Angeles	L	73- 84	2-14	1-16	3-30	Cabbage/Riley-18	Jackson-Jones-9	Holt-5	Lavender-19	10,299
Sep 11	SAN ANTONIO	L	94-102(OT)	2-15	1-16	3-31	Swoopes/Riley-20	Jackson-Jones-9	Holt-7	Robinson-36	5,949



# YEAR-BY-YEAR RESULTS | 2010 | TULSA SHOCK

## HOME/ROAD - REGULAR SEASON

	RECORD	HOME	ROAD	OT
All Games	6-28	4-13	2-15	0-1
vs. Eastern	2-10	2-4	0-6	0-0
vs. Western	4-18	2-9	2-9	0-1

## BY MONTH - REGULAR SEASON

May	2-3
June	1-9
July	0-8
August	2-8
September	0-5

## WIN-LOSE STREAKS

OVERALL	HOME	ROAD
Win - 2	Win - 2	Win - 2
Loss - 12	Loss - 9	Loss - 9

## PLAYER STATISTICS

PLAYER	G	GS	--- FIELD GOALS ---			--- 3-POINT FG ---			--- FREE THROWS ---			--- REBOUNDS ---					PTS	AVG				
			FG	FGA	PCT	FG	FGA	PCT	FT	FTA	PCT	OFF	DEF	TOT	AST	PF			STL	TO	BLK	
Ivory Latta	18	16	517	78	185	.422	30	81	.370	38	49	.776	7	19	26	71	32	18	39	2	224	12.4
Plenette Pierson	8	1	126	38	71	.535	3	7	.429	18	21	.857	6	14	20	10	17	10	13	3	97	12.1
Scholanda Dorrell	34	33	836	145	361	.402	23	76	.303	92	130	.708	29	51	80	57	93	53	86	12	405	11.9
Shanna Zolman	30	16	639	105	260	.404	57	135	.422	24	30	.800	9	33	42	48	38	26	49	2	291	9.7
Kara Braxton	22	16	369	90	180	.500	1	4	.250	23	36	.639	27	74	101	29	55	25	66	17	204	9.3
Amber Holt	33	9	697	98	240	.408	27	86	.314	65	81	.802	28	73	101	59	51	30	37	7	288	8.7
Jennifer Lacy	24	3	402	54	141	.383	17	44	.386	42	56	.750	26	46	72	19	56	19	34	7	167	7.0
Tiffany Jackson-Jones	25	17	593	69	173	.399	1	1	1.000	51	64	.797	49	95	144	34	49	34	53	8	190	7.6
Natasha Lacy	16	3	293	38	80	.475	3	12	.250	22	37	.595	5	32	37	56	30	23	38	3	101	6.3
Alexis Hornbuckle	15	10	316	31	83	.373	10	25	.400	15	18	.833	13	39	52	40	40	23	27	10	87	5.8
Kiesha Brown	27	8	481	56	144	.389	18	46	.391	23	28	.821	9	44	53	64	37	15	40	0	153	5.7
Rashanda McCants	6	4	106	14	40	.350	5	18	.278	2	5	.400	4	8	12	9	15	5	6	3	35	5.8
Chante Black	34	23	712	80	149	.537	0	0	---	17	49	.347	85	137	222	22	72	18	43	54	177	5.2
Nicole Ohlde	12	9	301	39	88	.443	0	0	---	17	22	.773	15	31	46	17	35	8	26	9	95	7.9
Shavonte Zellous	4	1	67	5	31	.161	1	10	.100	5	6	.833	1	2	3	10	7	2	2	0	16	4.0
Marion Jones	33	1	311	42	80	.525	2	8	.250	25	42	.595	29	24	53	19	33	18	23	7	111	3.4
Amanda Thompson	7	0	49	2	14	.143	0	0	---	7	10	.700	2	9	11	3	8	3	4	0	11	1.6
Ashley Walker	2	0	9	0	3	.000	0	1	.000	0	0	---	0	0	0	0	3	2	2	0	0	0.0
SHOCK	34	-	6825	984	2323	.424	198	554	.357	486	684	.711	344	731	1075	567	671	332	616	144	2652	78.0
OPPONENTS	34	-	6825	1092	2324	.470	270	688	.392	599	759	.789	383	893	1276	722	656	340	602	145	3053	89.8

PLAYER	----- SINGLE-GAME HIGHS -----						----- AVERAGE PER GAME -----						----- AVERAGE PER 40 MINUTES -----								
	MIN	REB	AST	ST	TO	BLK	PTS	MIN	REB	AST	STL	TO	BLK	PTS	REB	AST	PF	STL	TO	BLK	PTS
Ivory Latta	37	6	7	3	4	1	26	28.7	1.4	3.9	1.00	2.2	0.11	12.4	2.0	5.5	2.5	1.39	3.0	0.15	17.3
Plenette Pierson	25	4	3	4	4	3	18	15.8	2.5	1.3	1.25	1.6	0.38	12.1	6.3	3.2	5.4	3.17	4.1	0.95	30.8
Scholanda Dorrell	33	6	4	6	6	3	21	24.6	2.4	1.7	1.56	2.5	0.35	11.9	3.8	2.7	4.4	2.54	4.1	0.57	19.4
Shanna Zolman	33	5	4	4	5	1	21	21.3	1.4	1.6	0.87	1.6	0.07	9.7	2.6	3.0	2.4	1.63	3.1	0.13	18.2
Kara Braxton	24	10	4	5	6	4	18	16.8	4.6	1.3	1.14	3.0	0.77	9.3	10.9	3.1	6.0	2.71	7.2	1.84	22.1
Amber Holt	32	7	4	3	4	2	20	21.1	3.1	1.8	0.91	1.1	0.21	8.7	5.8	3.4	2.9	1.72	2.1	0.40	16.5
Jennifer Lacy	26	6	3	3	4	2	16	16.8	3.0	0.8	0.79	1.4	0.29	7.0	7.2	1.9	5.6	1.89	3.4	0.70	16.6
Tiffany Jackson-Jones	35	13	4	3	4	2	17	23.7	5.8	1.4	1.36	2.1	0.32	7.6	9.7	2.3	3.3	2.29	3.6	0.54	12.8
Natasha Lacy	32	8	7	4	5	1	15	18.3	2.3	3.5	1.44	2.4	0.19	6.3	5.1	7.6	4.1	3.14	5.2	0.41	13.8
Alexis Hornbuckle	30	8	6	3	4	3	12	21.1	3.5	2.7	1.53	1.8	0.67	5.8	6.6	5.1	5.1	2.91	3.4	1.27	11.0
Kiesha Brown	32	4	7	2	4	0	14	17.8	2.0	2.4	0.56	1.5	0.00	5.7	4.4	5.3	3.1	1.25	3.3	0.00	12.7
Rashanda McCants	31	4	4	3	2	2	8	17.7	2.0	1.5	0.83	1.0	0.50	5.8	4.5	3.4	5.7	1.89	2.3	1.13	13.2
Chante Black	30	17	5	2	3	6	12	20.9	6.5	0.6	0.53	1.3	1.59	5.2	12.5	1.2	4.0	1.01	2.4	3.03	9.9
Nicole Ohlde	37	7	3	2	5	3	16	25.1	3.8	1.4	0.67	2.2	0.75	7.9	6.1	2.3	4.7	1.06	3.5	1.20	12.6
Shavonte Zellous	24	2	4	1	1	0	14	16.8	0.8	2.5	0.50	0.5	0.00	4.0	1.8	6.0	4.2	1.19	1.2	0.00	9.6
Marion Jones	24	6	3	2	2	2	14	9.4	1.6	0.6	0.55	0.7	0.21	3.4	6.8	2.4	4.2	2.32	3.0	0.90	14.3
Amanda Thompson	11	3	1	1	2	0	4	7.0	1.6	0.4	0.43	0.6	0.00	1.6	9.0	2.4	6.5	2.45	3.3	0.00	9.0
Ashley Walker	6	0	0	2	1	0	0	4.5	0.0	0.0	1.00	1.0	0.00	0.0	0.0	0.0	13.3	8.89	8.9	0.00	0.0
SHOCK	225	41	25	16	29	12	96	200.7	31.6	16.7	9.76	18.1	4.24	78.0	31.5	16.6	19.7	9.73	18.1	4.22	77.7
OPPONENTS	225	57	30	22	26	12	123	200.7	37.5	21.2	10.00	17.7	4.26	89.8	37.4	21.2	19.2	9.96	17.6	4.25	89.5



# YEAR-BY-YEAR RESULTS | 2010 | TULSA SHOCK

## GAME-BY-GAME RESULTS - 2010

DATE	OPPONENT	W/L	RESULTS	HOME	ROAD	TOTAL	HIGH SCORING	HIGH REBOUNDS	HIGH ASSISTS	OPP. SCORING	ATT.
May 15	MINNESOTA	L	74- 80	0-1	0-0	0-1	Holt-16	Black-10	N. Lacy-5	Houston-21	7,806
May 20	SAN ANTONIO	L	74- 83	0-2	0-0	0-2	Braxton-15	Braxton/Holt-6	Zellous-4	Young-23	4,636
May 23	@Minnesota	W	94- 82	0-2	1-0	1-2	Pierson/Zellous-14	Black-17	N. Lacy-7	Houston-23	6,822
May 25	PHOENIX	L	96-110	0-3	1-0	1-3	Holt-20	Black-12	N. Lacy-7	Taurasi-35	4,100
May 29	INDIANA	W	79- 74	1-3	1-0	2-3	Holt-16	Black-11	N. Lacy-5	Catchings-15	4,005
Jun 4	MINNESOTA	W	92- 79	2-3	1-0	3-3	Dorrell-20	Black-11	N. Lacy-6	Brunson-23	4,521
Jun 5	@Chicago	L	70- 95	2-3	1-1	3-4	Zolman-20	Braxton-9	N. Lacy-7	Fowles-32	4,549
Jun 11	@San Antonio	L	75- 87	2-3	1-2	3-5	Braxton-14	Black-9	N. Lacy-5	Holdsclaw-19	7,076
Jun 12	@Phoenix	L	84-116	2-3	1-3	3-6	Zolman-17	Hornbuckle-8	Braxton/Zolman-4	Dupree/Taurasi-18	6,580
Jun 18	@Minnesota	L	67- 78	2-3	1-4	3-7	Brown-14	Braxton-7	Zolman/N. Lacy-3	Augustus-27	6,953
Jun 19	MINNESOTA	L	78- 92	2-4	1-4	3-8	Dorrell-14	Jackson-Jones-6	Hornbuckle/Dorrell-4	Wiggins-19	5,013
Jun 23	@Atlanta	L	90- 96	2-4	1-5	3-9	Dorrell-17	Black-12	Brown-7	McCoughtry-29	9,598
Jun 25	NEW YORK	L	78- 92	2-5	1-5	3-10	J. Lacy-16	Black-9	Hornbuckle/Dorrell-3	Mitchell-20	4,554
Jun 27	SEATTLE	L	72- 83	2-6	1-5	3-11	Dorrell-16	Jackson-Jones-8	Brown/ Jackson-Jones-3	Jackson-24	4,865
									J. Lacy-3		
Jun 29	CONNECTICUT	L	89-101	2-7	1-5	3-12	Dorrell-19	Black-6	Brown-7	Gruda/Lawson-17	3,649
Jul 3	WASHINGTON	L	54- 69	2-8	1-5	3-13	Dorrell-16	Black/ Jackson-Jones-5	Brown-2	Currie-17	3,516
Jul 8	@Indiana	L	72-100	2-8	1-6	3-14	Holt-18	Black-12	Black-5	Catchings-24	7,077
Jul 13	LOS ANGELES	L	71- 87	2-9	1-6	3-15	Brown-14	Braxton-10	Latta-6	Thompson-24	7,073
Jul 16	@San Antonio	W	75- 70	2-9	2-6	4-15	Latta-15	Braxton/ Jackson-Jones-5	Latta-4	Holdsclaw-20	9,298
									J. Lacy-5		
Jul 17	@Phoenix	L	88- 97	2-9	2-7	4-16	Dorrell-15	Black-13	Brown-7	Taylor-29	8,564
Jul 20	@Los Angeles	L	83- 86(OT)	2-9	2-8	4-17	Dorrell-19	Jackson-Jones-9	Latta-7	Milton-Jones-23	14,413
Jul 22	PHOENIX	L	91-123	2-10	2-8	4-18	Braxton-18	Jackson-Jones-9	Latta-6	Taurasi-26	3,333
Jul 25	@Seattle	L	59- 75	2-10	2-9	4-19	Zolman-19	Dorrell-6	Brown/ Jackson-Jones-2	Jackson-16	9,686
Jul 27	ATLANTA	L	89-105	2-11	2-9	4-20	Latta-23	Ohlde-7	Latta-6	Castro Marques-23	3,800
Jul 30	SAN ANTONIO	L	85-101	2-12	2-9	4-21	Latta-19	Jackson-Jones-7	Brown-5	Hammon-22	5,203
Aug 1	@Washington	L	62- 87	2-12	2-10	4-22	Jackson-Jones-14	Jackson-Jones-7	Brown-3	Currie/Smith-15	9,008
Aug 3	SEATTLE	W	84- 75	3-12	2-10	5-22	Dorrell-21	Jackson-Jones-5	Latta-7	Bird-19	3,697
Aug 6	@Los Angeles	L	70- 77	3-12	2-11	5-23	Latta-16	Black/Jackson-Jones-9	McCants-4	Milton-Jones-23	8,962
Aug 7	@Seattle	L	65-111	3-12	2-12	5-24	Latta-14	Jackson-Jones-6	Jackson-Jones/Jones-2	Abrosimova-20	9,686
									Latta-2		
Aug 13	@San Antonio	L	74- 94	3-12	2-13	5-25	Dorrell-14	Jackson-Jones-5	Latta-5	Holdsclaw-18	10,244
Aug 14	LOS ANGELES	L	87- 92	3-13	2-13	5-26	Latta-26	Jackson-Jones-13	Holt/Latta-4	Thompson-24	5,719
Aug 17	@Connecticut	L	62- 90	3-13	2-14	5-27	Dorrell-18	Holt-7	Holt-3	Montgomery-22	8,828
Aug 19	@New York	L	85- 95	3-13	2-15	5-28	Zolman-21	Black-9	Jackson-Jones/Dorrell-4	Powell-20	8,766
Aug 21	CHICAGO	W	84- 71	4-13	2-15	6-28	Jackson-Jones/Zolman-17	Jackson-Jones-9	Latta-5	Fowles-16	6,321





# YEAR-BY-YEAR RESULTS | 2009 | DETROIT SHOCK

## HOME/ROAD - REGULAR SEASON

	RECORD	HOME	ROAD	OT
All Games	18-16	11-6	7-10	3-4
vs. Eastern	11-11	6-5	5-6	3-2
vs. Western	7-5	5-1	2-4	0-2

## BY MONTH - REGULAR SEASON

June	2-5
July	4-4
August	7-6
September	5-1

## WIN-LOSE STREAKS

OVERALL	HOME	ROAD
Win - 4	Win - 6	Win - 4
Loss - 4	Loss - 1	Loss - 4

## PLAYER STATISTICS

PLAYER	G	GS	--- FIELD GOALS ---			--- 3-POINT FG ---			--- FREE THROWS ---			--- REBOUNDS ---								PTS	AVG	
			MIN	FG	FGA	PCT	FG	FGA	PCT	FT	FTA	PCT	OFF	DEF	TOT	AST	PF	STL	TO			BLK
Deanna Nolan	33	33	1113	214	525	.408	40	123	.325	91	116	.784	36	105	141	116	91	44	73	10	559	16.9
Katie Smith	27	27	894	128	294	.435	57	132	.432	56	61	.918	13	50	63	76	69	21	62	2	369	13.7
Shavonte Zellous	34	4	802	118	297	.397	15	49	.306	155	181	.856	25	81	106	62	111	27	77	17	406	11.9
Taj McWilliams-Frank	34	34	1032	139	283	.491	3	15	.200	51	68	.750	65	160	225	98	86	33	66	16	332	9.8
Kara Braxton	28	2	504	106	201	.527	0	0	---	40	62	.645	66	101	167	41	79	19	51	18	252	9.0
Cheryl Ford	29	29	755	97	227	.427	0	3	.000	55	100	.550	71	144	215	25	105	28	49	13	249	8.6
Sherill Baker	1	0	11	2	3	.667	0	0	---	3	3	1.000	1	0	1	1	1	1	1	0	7	7.0
Alexis Hornbuckle	32	21	850	81	213	.380	25	64	.391	26	48	.542	46	112	158	86	93	42	69	9	213	6.7
Nikki Teasley	11	7	222	15	39	.385	10	30	.333	2	2	1.000	1	13	14	24	16	6	16	4	42	3.8
Olayinka Sanni	31	1	298	47	98	.480	0	0	---	25	36	.694	27	30	57	16	56	11	30	5	119	3.8
Crystal Kelly	11	0	84	8	22	.364	0	0	---	15	18	.833	6	8	14	4	16	4	11	1	31	2.8
Kristin Haynie	20	2	161	17	40	.425	3	13	.231	7	9	.778	5	20	25	11	14	14	10	0	44	2.2
Tanae Davis-Cain	1	0	4	1	5	.200	0	3	.000	0	1	.000	2	0	2	0	0	0	0	0	2	2.0
Anna DeForge	7	7	113	5	18	.278	0	4	.000	0	0	---	6	14	20	10	7	4	7	0	10	1.4
Barbara Farris	13	3	110	2	9	.222	0	0	---	13	16	.813	3	15	18	5	17	5	9	0	17	1.3
Britany Miller	1	0	8	0	1	.000	0	0	---	0	0	---	0	0	0	0	1	1	0	0	0	0.0
Plenette Pierson	1	0	5	0	2	.000	0	0	---	0	0	---	0	0	0	0	2	1	0	1	0	0.0
Kelly Schumacher	1	0	10	0	0	---	0	0	---	0	0	---	0	0	0	0	2	0	0	1	0	0.0
SHOCK	34	-	6975	980	2277	.430	153	436	.351	539	721	.748	373	853	1226	575	766	261	546	97	2652	78.0
OPPONENTS	34	-	6975	902	2201	.410	208	611	.340	632	813	.777	320	781	1101	524	716	279	531	110	2644	77.8

PLAYER	----- SINGLE-GAME HIGHS -----							----- AVERAGE PER GAME -----							----- AVERAGE PER 40 MINUTES -----						
	MIN	REB	AST	ST	TO	BL	PTS	MIN	REB	AST	STL	TO	BLK	PTS	REB	AST	PF	STL	TO	BLK	PTS
Deanna Nolan	45	14	9	4	5	2	34	33.7	4.3	3.5	1.33	2.2	0.30	16.9	5.1	4.2	3.3	1.58	2.6	0.36	20.1
Katie Smith	40	7	5	2	6	1	31	33.1	2.3	2.8	0.78	2.3	0.07	13.7	2.8	3.4	3.1	0.94	2.8	0.09	16.5
Shavonte Zellous	37	7	5	3	5	2	25	23.6	3.1	1.8	0.79	2.3	0.50	11.9	5.3	3.1	5.5	1.35	3.8	0.85	20.2
Taj McWilliams-Frank	42	13	6	3	6	2	21	30.4	6.6	2.9	0.97	1.9	0.47	9.8	8.7	3.8	3.3	1.28	2.6	0.62	12.9
Kara Braxton	31	13	4	3	5	4	25	18.0	6.0	1.5	0.68	1.8	0.64	9.0	13.3	3.3	6.3	1.51	4.0	1.43	20.0
Cheryl Ford	35	12	4	3	4	2	22	26.0	7.4	0.9	0.97	1.7	0.45	8.6	11.4	1.3	5.6	1.48	2.6	0.69	13.2
Sherill Baker	11	1	1	1	1	0	7	11.0	1.0	1.0	1.00	1.0	0.00	7.0	3.6	3.6	3.6	3.64	3.6	0.00	25.5
Alexis Hornbuckle	40	12	7	3	5	2	14	26.6	4.9	2.7	1.31	2.2	0.28	6.7	7.4	4.0	4.4	1.98	3.2	0.42	10.0
Nikki Teasley	36	3	5	3	4	2	8	20.2	1.3	2.2	0.55	1.5	0.36	3.8	2.5	4.3	2.9	1.08	2.9	0.72	7.6
Olayinka Sanni	28	8	3	2	4	2	13	9.6	1.8	0.5	0.35	1.0	0.16	3.8	7.7	2.1	7.5	1.48	4.0	0.67	16.0
Crystal Kelly	18	8	2	1	4	1	9	7.6	1.3	0.4	0.36	1.0	0.09	2.8	6.7	1.9	7.6	1.90	5.2	0.48	14.8
Kristin Haynie	22	4	3	4	2	0	8	8.1	1.3	0.6	0.70	0.5	0.00	2.2	6.2	2.7	3.5	3.48	2.5	0.00	10.9
Tanae Davis-Cain	4	2	0	0	0	0	2	4.0	2.0	0.0	0.00	0.0	0.00	2.0	20.0	0.0	0.0	0.00	0.0	0.00	20.0
Anna DeForge	38	8	2	2	2	0	6	16.1	2.9	1.4	0.57	1.0	0.00	1.4	7.1	3.5	2.5	1.42	2.5	0.00	3.5
Barbara Farris	24	5	2	2	3	0	4	8.5	1.4	0.4	0.38	0.7	0.00	1.3	6.5	1.8	6.2	1.82	3.3	0.00	6.2
Britany Miller	8	0	0	1	0	0	0	8.0	0.0	0.0	1.00	0.0	0.00	0.0	0.0	0.0	5.0	5.00	0.0	0.00	0.0
Plenette Pierson	5	0	0	1	0	1	0	5.0	0.0	0.0	1.00	0.0	1.00	0.0	0.0	0.0	16.0	8.00	0.0	8.00	0.0
Kelly Schumacher	10	0	0	0	0	1	0	10.0	0.0	0.0	0.00	0.0	1.00	0.0	0.0	0.0	8.0	0.00	0.0	4.00	0.0
SHOCK	225	49	25	13	24	6	101	205.1	36.1	16.9	7.68	16.1	2.85	78.0	35.2	16.5	22.0	7.48	15.7	2.78	76.0
OPPONENTS	225	50	23	14	23	7	100	205.1	32.4	15.4	8.21	15.6	3.24	77.8	31.6	15.0	20.5	8.00	15.2	3.15	75.9



# YEAR-BY-YEAR RESULTS | 2009 | DETROIT SHOCK

## GAME-BY-GAME RESULTS - 2009

DATE	OPPONENT	W/L	RESULTS	HOME	ROAD	TOTAL	HIGH SCORING	HIGH REBOUNDS	HIGH ASSISTS	OPP. SCORING	ATT
Jun 6	@Los Angeles	L	58-78	0-0	0-1	0-1	Nolan-15	Sanni-8	McWilliams-Frank-4	Thompson-18	13,154
Jun 8	LOS ANGELES	W	81-52	1-0	0-1	1-1	Nolan-27	McWilliams-Frank/Hornbuckle-7	Haynie/Hornbuckle-3 Smith-3	Thompson-14	13,915
Jun 10	WASHINGTON	L	69-75	1-1	0-1	1-2	McWilliams-Frank/Smith-14	Zellous/Sanni-7	Nolan-6	Beard-15	7,329
Jun 19	INDIANA	L	54-66	1-2	0-1	1-3	Nolan-13	Hornbuckle-10 McWilliams-Frank-10	Hornbuckle/Nolan-2 Smith-2	Catchings-15	7,725
Jun 21	@Indiana	L	70-82	1-2	0-2	1-4	Nolan-16	Nolan-8	Nolan-6	Douglas-23	7,610
Jun 26	@Atlanta	L	86-96	1-2	0-3	1-5	Zellous-25	McWilliams-Frank-9	Nolan-2 McWilliams-Frank-2	Holdscraw-28	5,935
Jun 28	SACRAMENTO	W	86-72	2-2	0-3	2-5	Zellous-18	Ford-8	McWilliams-Frank/Smith-3	Brunson-16	7,277
Jul 2	@New York	L	64-80	2-2	0-4	2-6	Ford-13	Hornbuckle/Ford-10	Smith-5	Christon-25	8,018
Jul 5	CONNECTICUT	L	92-95(OT)	2-3	0-4	2-7	Smith-28	Hornbuckle-12	McWilliams-Frank-5	Gruda-23	6,981
Jul 11	@Connecticut	W	79-77(OT)	2-3	1-4	3-7	Smith-25	Braxton-13	Smith-3	Jones-23	6,342
Jul 15	@Seattle	W	66-63	2-3	2-4	4-7	Smith-19	Ford-8	Nolan-7	Little-12	6,821
Jul 18	@Phoenix	L	90-97(OT)	2-3	2-5	4-8	Smith-21	McWilliams-Frank-1	Smith-5	Pondexter-26	8,288
Jul 19	@Sacramento	W	69-65	2-3	3-5	5-8	McWilliams-Frank-2	McWilliams-Frank-1	Tied with-3	Powell-12	7,538
Jul 22	ATLANTA	L	95-98(OT)	2-4	3-5	5-9	Braxton-25	Braxton-12	Nolan-9	Latta-22	14,439
Jul 31	MINNESOTA	W	91-83	3-4	3-5	6-9	Nolan-22	Ford-9	Nolan/McWilliams-Frank-6	Houston/McCants-14	9,314
Aug 2	CONNECTICUT	L	65-83	3-5	3-5	6-10	Nolan-20	Ford-9	Nolan-4	Whalen-22	7,814
Aug 4	NEW YORK	W	76-64	4-5	3-5	7-10	Nolan-26	Nolan-14	Nolan/McWilliams-Frank-4 Smith-4	Christon-14	7,014
Aug 7	@Washington	L	66-70	4-5	3-6	7-11	Braxton-14	McWilliams-Frank-7	Nolan-6	Beard-15	10,637
Aug 9	CHICAGO	W	64-58	5-5	3-6	8-11	Zellous-19	McWilliams-Frank-1	Smith-4	Dupree-16	6,893
Aug 11	@Washington	W	81-77	5-5	4-6	9-11	Nolan-23	McWilliams-Frank-1	McWilliams-Frank-4 Zellous-4	Beard-17	10,398
Aug 13	@Atlanta	L	75-80	5-5	4-7	9-12	Nolan-20	McWilliams-Frank-1	McWilliams-Frank-5	Castro Marques-16	5,641
Aug 15	@Indiana	L	59-82	5-5	4-8	9-13	Zellous-16	Braxton-10	McWilliams-Frank-3 Zellous-3	Douglas-19	9,963
Aug 18	SEATTLE	L	75-79	5-6	4-8	9-14	Nolan-29	McWilliams-Frank-8	Smith-5	Jackson-36	7,392
Aug 22	@Chicago	W	76-67	5-6	5-8	10-14	Smith-17	Ford-9	Tied with-4	Dupree-20	5,167
Aug 23	SAN ANTONIO	W	99-84	6-6	5-8	11-14	Smith-31	McWilliams-Frank-7 Nolan-7	Hornbuckle-7	Young-19	7,130
Aug 25	@Connecticut	W	90-70	6-6	6-8	12-14	Smith-19	Kelly-8	Zellous-5	Gruda-19	6,811
Aug 27	ATLANTA	W	87-83	7-6	6-8	13-14	Nolan-29	Ford-12	Hornbuckle-5	Castro Marques-19	5,695
Aug 29	@San Antonio	L	88-100(OT)	7-6	6-9	13-15	Nolan-34	Braxton-7	Teasley-5	Hammon-32	7,735
Sep 1	PHOENIX	W	101-99	8-6	6-9	14-15	Ford-22	Ford-11	Zellous/Teasley-5	Pondexter-25	5,239
Sep 4	INDIANA	W	70-63(OT)	9-6	6-9	15-15	Nolan-22	Ford-12	Nolan-4	Catchings-14	7,230
Sep 6	CHICAGO	W	84-75	10-6	6-9	16-15	Nolan-19	Nolan-8	Braxton/Nolan-4 Hornbuckle-4	Dupree/Ely-Gash-18	6,619
Sep 9	@Minnesota	L	72-75	10-6	6-10	16-16	Ford-16	Ford-12	Ford/Zellous/Teasley-4	McCants/Montana-12 Montgomery-12	7,423
Sep 10	NEW YORK	W	94-87(OT)	11-6	6-10	17-16	Nolan-34	Braxton-8 McWilliams-Frank-8	Hornbuckle/Zellous-5	Carson-28	8,178
Sep 12	@Chicago	W	80-69	11-6	7-10	18-16	Zellous-20	McWilliams-Frank-1	Nolan/Zellous-4	Dupree-27	5,334
<b>Playoffs</b>											
Sep 16	ATLANTA	W	94-89				Nolan-25	Ford-10	Hornbuckle-5		
Sep 18	@Atlanta	W	94-79				Nolan-22	Hornbuckle-8	Nolan-5		
Sep 23	INDIANA	W	72-56				Zellous-23	Braxton-8 Braxton-9	Braxton-5 Zellous-5		
Sep 25	@Indiana	L	79-75				Nolan-23	Ford-9 Ford-13	Zellous/Nolan-3 Hornbuckle-3		
Sep 26	@Indiana	L	72-67				Nolan-16	Ford-11	Hornbuckle/Nolan-4 McWilliams-Franklin-4		



# YEAR-BY-YEAR RESULTS | 2008 | DETROIT SHOCK

## HOME/ROAD - REGULAR SEASON

	RECORD	HOME	ROAD	OT
All Games	22-12	14-3	8-9	1-1
vs. Eastern	16-4	10-0	6-4	0-0
vs. Western	6-8	4-3	2-5	1-1

## BY MONTH - REGULAR SEASON

May	5-1
June	7-4
July	4-6
August	1-1
September	5-0

## WIN-LOSE STREAKS

OVERALL	HOME	ROAD
Win - 6	Win - 10	Win - 3
Loss - 4	Loss - 3	Loss - 4

## PLAYER STATISTICS

PLAYER	G	GS	--- FIELD GOALS ---				--- 3-POINT FG ---			--- FREE THROWS ---			--- REBOUNDS ---									
			MIN	FG	FGA	PCT	FG	FGA	PCT	FT	FTA	PCT	OFF	DEF	TOT	AST	PF	STL	TO	BLK	PTS	AVG
Deanna Nolan	34	34	1144	216	465	.465	43	115	.374	63	73	.863	26	107	133	150	68	42	73	10	538	15.8
Katie Smith	34	34	1152	157	410	.383	76	211	.360	110	124	.887	10	84	94	137	70	32	80	3	500	14.7
Taj McWilliams-Frank	7	7	185	27	64	.422	1	1	1.000	20	22	.909	17	30	47	13	18	3	9	5	75	10.7
Plenette Pierson	28	0	649	122	267	.457	0	2	.000	88	117	.752	64	72	136	63	99	24	48	34	332	11.9
Cheryl Ford	24	24	637	89	185	.481	0	0	---	65	116	.560	74	134	208	22	70	24	23	9	243	10.1
Kara Braxton	33	10	590	107	258	.415	0	2	.000	81	109	.743	48	120	168	27	84	14	54	24	295	8.9
Tasha Humphrey	22	16	297	62	124	.500	15	39	.385	21	22	.955	25	38	63	22	59	13	24	6	160	7.3
Alexis Hornbuckle	34	0	747	63	178	.354	16	45	.356	42	66	.636	53	85	138	71	97	79	49	10	184	5.4
Stacey Lovelace	7	2	44	2	7	.286	2	5	.400	4	6	.667	1	6	7	1	6	1	4	0	10	1.4
Elaine Powell	16	16	313	24	49	.490	1	2	.500	9	12	.750	18	32	50	35	21	6	18	1	58	3.6
Okayinka Sanni	31	9	325	41	82	.500	0	1	.000	24	37	.649	26	38	64	6	59	11	40	7	106	3.4
Sheri Sam	32	15	478	34	110	.309	6	21	.286	18	26	.692	29	62	91	38	36	19	31	3	92	2.9
Shay Murphy	13	3	122	12	40	.300	5	19	.263	4	6	.667	8	13	21	7	16	6	9	2	33	2.5
Ashley Shields	7	0	44	8	22	.364	3	9	.333	3	4	.750	0	3	3	2	3	1	6	0	22	3.1
Kelly Schumacher	7	0	89	6	16	.375	0	2	.000	2	2	1.000	4	16	20	5	13	2	8	3	14	2.0
LaToya Thomas	7	0	40	4	15	.267	0	2	.000	0	0	---	2	3	5	1	3	1	2	1	8	1.1
Chrissy Givens	3	0	10	0	2	.000	0	0	---	2	2	1.000	0	0	0	2	2	0	2	0	2	0.7
Nancy Lieberman	1	0	9	0	1	.000	0	0	---	0	0	---	0	0	0	2	0	0	2	0	0	0.0
Wanisha Smith	1	0	0	0	0	---	0	0	---	0	0	---	0	0	0	0	0	0	0	0	0	0.0
SHOCK	34	-	6875	974	2295	.424	168	476	.353	556	744	.747	405	843	1248	604	724	278	496	118	2672	78.6
OPPONENTS	34	-	6875	872	2151	.405	215	616	.349	563	740	.761	324	761	1085	520	762	229	572	119	2522	74.2

PLAYER	----- SINGLE-GAME HIGHS -----							----- AVERAGE PER GAME -----							----- AVERAGE PER 40 MINUTES -----						
	MIN	REB	AST	ST	TO	BL	PTS	MIN	REB	AST	STL	TO	BLK	PTS	REB	AST	PF	STL	TO	BLK	PTS
Deanna Nolan	45	10	11	4	5	2	44	33.6	3.9	4.4	1.24	2.1	0.29	15.8	4.7	5.2	2.4	1.47	2.6	0.35	18.8
Katie Smith	43	7	9	3	6	1	33	33.9	2.8	4.0	0.94	2.4	0.09	14.7	3.3	4.8	2.4	1.11	2.8	0.10	17.4
Taj McWilliams-Frank	35	11	4	1	4	2	21	26.4	6.7	1.9	0.43	1.3	0.71	10.7	10.2	2.8	3.9	0.65	1.9	1.08	16.2
Plenette Pierson	34	11	5	3	5	6	25	23.2	4.9	2.3	0.86	1.7	1.21	11.9	8.4	3.9	6.1	1.48	3.0	2.10	20.5
Cheryl Ford	37	14	4	5	3	2	20	26.5	8.7	0.9	1.00	1.0	0.38	10.1	13.1	1.4	4.4	1.51	1.4	0.57	15.3
Kara Braxton	35	9	4	3	7	3	26	17.9	5.1	0.8	0.42	1.6	0.73	8.9	11.4	1.8	5.7	0.95	3.7	1.63	20.0
Tasha Humphrey	31	9	3	5	3	2	28	13.5	2.9	1.0	0.59	1.1	0.27	7.3	8.5	3.0	7.9	1.75	3.2	0.81	21.5
Alexis Hornbuckle	32	15	5	7	4	1	12	22.0	4.1	2.1	2.32	1.4	0.29	5.4	7.4	3.8	5.2	4.23	2.6	0.54	9.9
Stacey Lovelace	12	2	1	1	1	0	5	6.3	1.0	0.1	0.14	0.6	0.00	1.4	6.4	0.9	5.5	0.91	3.6	0.00	9.1
Elaine Powell	29	7	5	2	4	1	14	19.6	3.1	2.2	0.38	1.1	0.06	3.6	6.4	4.5	2.7	0.77	2.3	0.13	7.4
Okayinka Sanni	33	7	1	5	5	2	16	10.5	2.1	0.2	0.35	1.3	0.23	3.4	7.9	0.7	7.3	1.35	4.9	0.86	13.0
Sheri Sam	33	9	8	2	4	1	9	14.9	2.8	1.2	0.59	1.0	0.09	2.9	7.6	3.2	3.0	1.59	2.6	0.25	7.7
Shay Murphy	24	5	2	2	4	2	13	9.4	1.6	0.5	0.46	0.7	0.15	2.5	6.9	2.3	5.2	1.97	3.0	0.66	10.8
Ashley Shields	18	3	2	1	3	0	9	6.3	0.4	0.3	0.14	0.9	0.00	3.1	2.7	1.8	2.7	0.91	5.5	0.00	20.0
Kelly Schumacher	18	6	2	2	2	1	4	12.7	2.9	0.7	0.29	1.1	0.43	2.0	9.0	2.2	5.8	0.90	3.6	1.35	6.3
LaToya Thomas	10	2	1	1	1	1	4	5.7	0.7	0.1	0.14	0.3	0.14	1.1	5.0	1.0	3.0	1.00	2.0	1.00	8.0
Chrissy Givens	5	0	1	0	1	0	2	3.3	0.0	0.7	0.00	0.7	0.00	0.7	0.0	8.0	8.0	0.00	8.0	0.00	8.0
Nancy Lieberman	9	0	2	0	2	0	0	9.0	0.0	2.0	0.00	2.0	0.00	0.0	0.0	8.9	0.0	0.00	8.9	0.00	0.0
Wanisha Smith	0	0	0	0	0	0	0	0.0	0.0	0.0	0.00	0.0	0.00	0.0	0.0*****						
SHOCK	225	51	26	15	23	7	100	202.2	36.7	17.8	8.18	14.6	3.47	78.6	36.3	17.6	21.1	8.09	14.4	3.43	77.7
OPPONENTS	225	42	25	12	27	9	93	202.2	31.9	15.3	6.74	16.8	3.50	74.2	31.6	15.1	22.2	6.66	16.6	3.46	73.4



# YEAR-BY-YEAR RESULTS | 2008 | DETROIT SHOCK

## GAME-BY-GAME RESULTS - 2008

DATE	OPPONENT	W/L	RESULTS	HOME	ROAD	TOTAL	HIGH SCORING	HIGH REBOUNDS	HIGH ASSISTS	OPP. SCORING	ATT
May 17	HOUSTON	W	85-66	1-0	0-0	1-0	K. Smith-21	Ford-11	Ford-4	Thompson-17	13,824
May 18	@Minnesota	L	70-84	1-0	0-1	1-1	K. Smith-17	Ford-9	Nolan-6	Houston-21	9,972
May 21	INDIANA	W	76-81	2-0	0-1	2-1	Braxton-22	Ford-10	Nolan-8	Douglas-26	6,842
May 23	@Atlanta	W	88-76	2-0	1-1	3-1	Nolan-33	Ford-13	Nolan-8	Lennox-21	10,185
May 25	NEW YORK	W	72-62	3-0	1-1	4-1	Pierson-25	Braxton-7	Nolan/Powell-7	Jackson-Jones/Willis-12	8,068
May 31	@Indiana	W	74-65	3-0	2-1	5-1	K. Smith-19	Ford/Pierson-8	Nolan/Powell-3	White-14	9,219
Jun 4	SEATTLE	W	77-67	4-0	2-1	6-1	K. Smith-33	Ford-11	Nolan-8	Jackson-27	8,108
Jun 6	@Sacramento	W	84-70	4-0	3-1	7-1	K. Smith-30	Ford/Braxton-6 Nolan-6	Nolan-9	Powell-17	6,663
Jun 7	@Seattle	L	67-75	4-0	3-2	7-2	K. Smith-18	Pierson-10	Hornbuckle/Pierson-3	Jackson-24	7,105
Jun 11	@Los Angeles	L	73-80	4-0	3-3	7-3	K. Smith-16	Pierson/ K. Smith-7	K. Smith-4	Leslie-17	8,520
Jun 14	@Phoenix	W	89-79	4-0	4-3	8-3	Humphrey-28	Hornbuckle-15	Nolan-8	Pondexter-28	7,696
Jun 20	MINNESOTA	W	98-93(OT)	5-0	4-3	9-3	Nolan-44	Ford-14	Pierson-4	Augustus-26	8,916
Jun 22	@Atlanta	W	97-76	5-0	5-3	10-3	Ford-20	Ford-12	Nolan-7	Latta-26	7,865
Jun 24	@Connecticut	L	68-85	5-0	5-4	10-4	Nolan-17	Ford-11	K. Smith-4	Jones-20	7,501
Jun 26	CONNECTICUT	W	70-61	6-0	5-4	11-4	Nolan-13	Ford-9	K. Smith-5	Jones-14	8,636
Jun 28	@Chicago	L	59-76	6-0	5-5	11-5	Murphy-13	Ford-8	Hornbuckle/Sam-4	Dupree-18	3,407
Jun 29	ATLANTA	W	100-92	7-0	5-5	12-5	Braxton-26	Braxton-9	Nolan-11	Young-26	8,798
Jul 1	@San Antonio	L	72-79(OT)	7-0	5-6	12-6	K. Smith-17	Ford/Sam-8	K. Smith-9	Young-27	5,656
Jul 8	CONNECTICUT	W	88-82	8-0	5-6	13-6	Pierson-23	Braxton-8	Nolan-8	Jones-21	7,623
Jul 11	WASHINGTON	W	79-66	9-0	5-6	14-6	K. Smith-23	Braxton/Ford-7	Nolan-4	Miller-15	8,596
Jul 12	@New York	L	64-74	9-0	5-7	14-7	Pierson/K. Smith-13	Ford-12	Nolan-4	Christon-19	8,661
Jul 16	CHICAGO	W	66-63	10-0	5-7	15-7	Ford-14	Pierson-8	Nolan/K. Smith-4	Perkins-26	15,210
Jul 18	@Washington	W	99-62	10-0	6-7	16-7	Nolan-26	Hornbuckle/Braxton-6	Sam-8	McWilliams-Frank-1	6,834
Jul 20	SACRAMENTO	L	85-88	10-1	6-7	16-8	Nolan-27	Ford-10	K. Smith-6	Brunson-18	9,138
Jul 22	LOS ANGELES	L	81-84	10-2	6-7	16-9	K. Smith-20	Ford-9	Hornbuckle/K. Smith-5	Parker-21	12,930
Jul 24	@Houston	L	61-79	10-2	6-8	16-10	Nolan-23	Nolan/Sam-9	Nolan-4	Hodges-18	7,261
Jul 27	SAN ANTONIO	L	64-76	10-3	6-8	16-11	Nolan-25	Braxton-9	K. Smith-6	Hammon-23	9,537
Aug 29	NEW YORK	W	83-69	11-3	6-8	17-11	Nolan-26	Braxton-7 McWilliams-Frank-7	K. Smith-6	McCarville-21	11,516
Aug 31	@Chicago	L	81-82(OT)	11-3	6-9	17-12	K. Smith-23	McWilliams-Frank-1	Nolan-6	Dupree-24	4,197
Sep 5	INDIANA	W	90-68	12-3	6-9	18-12	Pierson-20	Pierson-6	Pierson-4 McWilliams-Frank-4	Catchings-20	9,287
Sep 6	@Washington	W	84-69	12-3	7-9	19-12	McWilliams-Frank-2	Nolan-10	K. Smith-8	Currie-15	9,976
Sep 9	PHOENIX	W	89-78	13-3	7-9	20-12	Nolan-18	Hornbuckle/Braxton-8 McWilliams-Frank-8	Pierson/K. Smith-5	Pondexter-23	7,495
Sep 11	WASHINGTON	W	78-66	14-3	7-9	21-12	Nolan-17	McWilliams-Frank-8	K. Smith-6	Currie/Beard-16	8,145
Sep 14	@New York	W	61-59	14-3	8-9	22-12	Pierson/Nolan-11	Hornbuckle/Nolan-7	Powell-4	Larkins-13	10,042
<b>Playoffs</b>											
Sep 19	@Indiana	W	81-72				Nolan-22	McWilliams-Franklin-7	Smith-3		
Sep 21	INDIANA	L	89-82(OT)				Nolan-16	Pierson-7	Pierson-5		
Sep 23	INDIANA	W	80-61				Pierson-16	Powell-7			
Sep 26	@New York	L	60-56				Nolan-22	Hornbuckle-8	Hornbuckle-4		
Sep 28	NEW YORK	W	64-55				Nolan-22	Hornbuckle-7	Nolan/Hornbuckle-4		
Sep 29	NEW YORK	W	75-73				Nolan-23	McWilliams-Franklin-7	Braxton/McWilliams-Franklin-4		
Oct 1	@San Antonio	W	77-69				Nolan-22	McWilliams-Franklin-11	Nolan/Hornbuckle-4		
Oct 3	@San Antonio	W	69-61				Nolan-23	McWilliams-Franklin-8	Pierson/McWilliams-Franklin-4		
Oct 5	SAN ANTONIO	W	76-60				Nolan-23	McWilliams-Franklin-8	Nolan-3 Smith-3		
							Smith-25	Smith-9	Hornbuckle-5		
							Smith-22	Nolan-7	Smith-6		
								McWilliams-Franklin-7			
							Smith-18	Hornbuckle-9	Hornbuckle-5		
								Braxton-9	Nolan-5		



# YEAR-BY-YEAR RESULTS | 2007 | DETROIT SHOCK

## HOME/ROAD - REGULAR SEASON

	RECORD	HOME	ROAD	OT
All Games	24-10	12-5	12-5	1-1
vs. Eastern	15-6	7-3	8-3	1-1
vs. Western	9-4	5-2	4-2	0-0

## BY MONTH - REGULAR SEASON

May	3-0
June	8-3
July	10-3
August	3-4

## WIN-LOSE STREAKS

OVERALL	HOME	ROAD
Win - 7	Win - 4	Win - 6
Loss - 4	Loss - 2	Loss - 3

## PLAYER STATISTICS

PLAYER	G	GS	--- FIELD GOALS ---			--- 3-POINT FG ---			-- FREE THROWS --			--- REBOUNDS ---								PTS	AVG	
			MIN	FG	FGA	PCT	FG	FGA	PCT	FT	FTA	PCT	OFF	DEF	TOT	AST	PF	STL	TO			BLK
Deanna Nolan	34	34	1175	221	480	.460	46	117	.393	65	79	.823	35	113	148	132	69	49	82	12	553	16.3
Katie Smith	34	34	1166	128	355	.361	61	196	.311	133	157	.847	18	110	128	124	81	42	59	3	450	13.2
Cheryl Ford	15	15	460	71	143	.497	0	0	---	53	83	.639	48	120	168	22	54	28	42	11	195	13.0
Plenette Pierson	34	0	858	149	312	.478	0	5	.000	98	130	.754	70	127	197	59	110	26	79	29	396	11.6
Swin Cash	31	31	959	126	307	.410	0	3	.000	92	121	.760	54	135	189	79	70	19	81	13	344	11.1
Kara Braxton	31	20	545	84	188	.447	0	0	---	39	58	.672	54	112	166	16	91	14	62	16	207	6.7
Shannon Johnson	33	8	559	57	166	.343	29	70	.414	50	61	.820	18	43	61	56	68	20	40	2	193	5.8
Katie Mattera	34	12	447	69	131	.527	0	0	---	39	53	.736	55	111	166	7	77	7	40	25	177	5.2
Ayana Walker	2	1	43	3	7	.429	0	0	---	1	3	.333	0	6	6	1	8	1	6	2	7	3.5
Ivory Latta	31	1	221	34	87	.391	22	49	.449	3	7	.429	4	15	19	20	24	8	16	2	93	3.0
Tausha Mills	5	1	51	6	21	.286	0	0	---	3	4	.750	10	8	18	2	11	0	6	0	15	3.0
Elaine Powell	32	12	323	22	54	.407	0	0	---	16	23	.696	11	23	34	44	33	12	29	2	60	1.9
Tyresa Smith	1	0	7	0	2	.000	0	0	---	1	2	.500	1	1	2	0	0	1	0	0	1	1.0
Iciss Tillis	8	1	26	2	6	.333	0	2	.000	0	0	---	2	5	7	1	3	0	7	0	4	0.5
Amy Sanders	6	0	9	0	2	.000	0	0	---	2	4	.500	0	2	2	0	3	0	2	0	2	0.3
SHOCK	34	-	6850	972	2261	.430	158	442	.357	595	785	.758	380	931	1311	563	702	227	564	117	2697	79.3
OPPONENTS	34	-	6850	895	2262	.396	203	610	.333	547	718	.762	309	780	1089	546	767	276	529	117	2540	74.7

PLAYER	----- SINGLE-GAME HIGHS -----						----- AVERAGE PER GAME -----							----- AVERAGE PER 40 MINUTES -----						
	MIN	REB	AST	ST	TO	BL PTS	MIN	REB	AST	STL	TO	BLK	PTS	REB	AST	PF	STL	TO	BLK	PTS
Deanna Nolan	45	10	8	3	5	2 36	34.6	4.4	3.9	1.44	2.4	0.35	16.3	5.0	4.5	2.3	1.67	2.8	0.41	18.8
Katie Smith	43	11	10	4	6	1 28	34.3	3.8	3.6	1.24	1.7	0.09	13.2	4.4	4.3	2.8	1.44	2.0	0.10	15.4
Cheryl Ford	42	18	5	6	5	2 22	30.7	11.2	1.5	1.87	2.8	0.73	13.0	14.6	1.9	4.7	2.43	3.7	0.96	17.0
Plenette Pierson	32	14	5	4	5	4 22	25.2	5.8	1.7	0.76	2.3	0.85	11.6	9.2	2.8	5.1	1.21	3.7	1.35	18.5
Swin Cash	40	13	7	2	6	2 21	30.9	6.1	2.5	0.61	2.6	0.42	11.1	7.9	3.3	2.9	0.79	3.4	0.54	14.3
Kara Braxton	31	12	2	3	5	3 17	17.6	5.4	0.5	0.45	2.0	0.52	6.7	12.2	1.2	6.7	1.03	4.6	1.17	15.2
Shannon Johnson	35	6	8	5	3	1 23	16.9	1.8	1.7	0.61	1.2	0.06	5.8	4.4	4.0	4.9	1.43	2.9	0.14	13.8
Katie Mattera	29	13	1	2	4	3 19	13.1	4.9	0.2	0.21	1.2	0.74	5.2	14.9	0.6	6.9	0.63	3.6	2.24	15.8
Ayana Walker	25	3	1	1	4	1 4	21.5	3.0	0.5	0.50	3.0	1.00	3.5	5.6	0.9	7.4	0.93	5.6	1.86	6.5
Ivory Latta	29	4	3	3	3	1 15	7.1	0.6	0.6	0.26	0.5	0.06	3.0	3.4	3.6	4.3	1.45	2.9	0.36	16.8
Tausha Mills	16	9	1	0	3	0 5	10.2	3.6	0.4	0.00	1.2	0.00	3.0	14.1	1.6	8.6	0.00	4.7	0.00	11.8
Elaine Powell	39	5	6	2	6	1 8	10.1	1.1	1.4	0.38	0.9	0.06	1.9	4.2	5.4	4.1	1.49	3.6	0.25	7.4
Tyresa Smith	7	2	0	1	0	0 1	7.0	2.0	0.0	1.00	0.0	0.00	1.0	11.4	0.0	0.0	5.71	0.0	0.00	5.7
Iciss Tillis	7	2	1	0	3	0 2	3.3	0.9	0.1	0.00	0.9	0.00	0.5	10.8	1.5	4.6	0.00	10.8	0.00	6.2
Amy Sanders	4	1	0	0	1	0 1	1.5	0.3	0.0	0.00	0.3	0.00	0.3	8.9	0.0	13.3	0.00	8.9	0.00	8.9
SHOCK	225	55	28	12	24	11 111	201.5	38.6	16.6	6.68	16.6	3.44	79.3	38.3	16.4	20.5	6.63	16.5	3.42	78.7
OPPONENTS	225	43	24	15	23	9 88	201.5	32.0	16.1	8.12	15.6	3.44	74.7	31.8	15.9	22.4	8.06	15.4	3.42	74.2



# YEAR-BY-YEAR RESULTS | 2007 | DETROIT SHOCK

## GAME-BY-GAME RESULTS - 2007

DATE	OPPONENT	W/L	RESULTS	HOME	ROAD	TOTAL	HIGH SCORING	HIGH REBOUNDS	HIGH ASSISTS	OPP. SCORING	ATT
May 19	SACRAMENTO	W	75- 68	1-0	0-0	1-0	Pierson-22	Pierson-8	Nolan/Pierson-4 K. Smith-4	Lawson/Newton-14	13,689
May 22	MINNESOTA	W	85- 75	2-0	0-0	2-0	Nolan-21	K. Smith-8	K. Smith-6	Augustus-19	7,421
May 30	WASHINGTON	W	94- 79	3-0	0-0	3-0	Cash-21	Ford-9	Nolan-8	Milton-Jones-18	7,915
Jun 2	@Houston	W	77- 71	3-0	1-0	4-0	K. Smith-17	Ford-14	K. Smith-5	Snow/Thompson-20	8,249
Jun 8	@New York	W	67- 57	3-0	2-0	5-0	Nolan-17	Ford-11	Nolan/K. Smith-4	Christon-18	7,320
Jun 10	@Connecticut	W	79- 74	3-0	3-0	6-0	K. Smith-23	Ford-13	Cash-5	Jones-20	7,724
Jun 15	CONNECTICUT	W	75- 72	4-0	3-0	7-0	Nolan-18	Ford-16	K. Smith-10	Sales-18	8,484
Jun 16	INDIANA	L	67- 77	4-1	3-0	7-1	Mattera/Nolan-14	Mattera-11	Pierson-4	Catchings-26	8,812
Jun 18	@Los Angeles	W	79- 73	4-1	4-0	8-1	K. Smith-18	K. Smith-9	Cash-7	L. Thomas-19	7,520
Jun 20	@Seattle	W	87- 71	4-1	5-0	9-1	K. Smith-23	Pierson-8	Nolan/K. Smith-5	Burse-21	7,335
Jun 22	@Phoenix	W	87- 84	4-1	6-0	10-1	Johnson-23	Braxton-12	Nolan-5	Taylor-23	6,614
Jun 23	@Sacramento	L	75- 85	4-1	6-1	10-2	Nolan-23	Braxton-9	Powell-6	Dorrell-13	11,309
Jun 27	CONNECTICUT	W	77- 74	5-1	6-1	11-2	Cash-18	Cash-13	Nolan/K. Smith-4	Jones-16	8,521
Jun 29	@Washington	L	64- 65	5-1	6-2	11-3	Nolan-26	Cash-10	K. Smith-5	Milton-Jones-19	7,407
Jul 1	SAN ANTONIO	L	68- 71	5-2	6-2	11-4	Nolan-24	Ford-12	K. Smith-5	Perperoglou-23	8,963
Jul 6	NEW YORK	L	81- 82(OT)	5-3	6-2	11-5	Ford-22	Ford-18	Nolan-8	McCarville-18	8,949
Jul 8	PHOENIX	W	111- 82	6-3	6-2	12-5	K. Smith-20	Pierson-14	Johnson-8	Ta. Smith-16	9,156
Jul 10	CHICAGO	W	92- 84	7-3	6-2	13-5	Cash-20	Ford/Pierson-10	Nolan-7	Perkins-22	8,975
Jul 12	@Chicago	W	78- 65	7-3	7-2	14-5	Nolan-18	Ford/Pierson-9	K. Smith-4	Perkins-17	3,085
Jul 18	NEW YORK	W	87- 82(OT)	8-3	7-2	15-5	Nolan-21	Ford-18	Nolan-7	McCarville-17 Battle-17	14,109
Jul 20	@Indiana	W	89- 80	8-3	8-2	16-5	K. Smith-28	Ford-11	K. Smith-4	Sutton-Brown-16	9,210
Jul 21	WASHINGTON	W	66- 58	9-3	8-2	17-5	K. Smith-13	K. Smith-11	Cash/Pierson-3	Beard-16	8,655
Jul 24	@Connecticut	W	92- 88	9-3	9-2	18-5	Nolan-36	Braxton-10	Nolan-7	Whalen-33	8,192
Jul 26	CHICAGO	L	73- 83	9-4	9-2	18-6	Mattera/Latta-13	Mattera-8	Nolan-3	Dupree-24	9,238
Jul 28	@Washington	W	76- 64	9-4	10-2	19-6	K. Smith-21	Cash-10	Nolan-4	Milton-Jones-17	8,700
Jul 29	LOS ANGELES	W	75- 73	10-4	10-2	20-6	Pierson-21	Cash-10	Cash/Nolan-4	McWilliams-Frank-1	11,425
Jul 31	@San Antonio	W	84- 79	10-4	11-2	21-6	Pierson-22	K. Smith-7	Nolan/K. Smith-3	Hammon-26	8,267
Aug 3	@Chicago	W	66- 60	10-4	12-2	22-6	Pierson-15	Cash/Mattera-8	Cash/K. Smith-6	Perkins-19	4,635
Aug 9	SEATTLE	W	97- 70	11-4	12-2	23-6	Nolan-18	Mattera-10	Nolan-7	Castro Marques-24	9,355
Aug 11	INDIANA	W	74- 69	12-4	12-2	24-6	Nolan-26	Nolan-10	Pierson/K. Smith-5	White-15	10,857
Aug 12	@New York	L	84- 85	12-4	12-3	24-7	Nolan-19	Mattera-13	K. Smith/Powell-3	Jackson-Jones-16	11,247
Aug 14	HOUSTON	L	73- 81	12-5	12-3	24-8	Nolan-20	Mills-9	Nolan-5	Thompson-25	11,214
Aug 16	@Minnesota	L	77- 87	12-5	12-4	24-9	Latta-15	Mattera/Pierson-10	Powell-5	Abrosimova-25	5,318
Aug 19	@Indiana	L	66- 72	12-5	12-5	24-10	Johnson/Pierson-13	Mattera-7	Johnson-3	Whitmore-18	8,899
<b>PLAYOFFS</b>											
Aug 24	@New York	L	51-73	12-5	12-6	24-11	Nolan-16	Pierson-8	Two Players-2	Christon-16	
Aug 26	NEW YORK	W	76-73	13-5	12-6	25-11	Nolan-16	Pierson-12	Smith-6	Christon/McCarville-19	
Aug 28	NEW YORK	W	71-70(OT)	14-5	12-6	26-11	Nolan-22	Ford-10	Pierson-4	Kraayeveld-16	
Aug 31	@Indiana	L	65-75	14-5	12-7	26-12	Pierson-19	Ford-11	Nolan-6	Catchings-22	
Sep 2	INDIANA	W	77-63	15-5	12-7	27-12	Nolan-24	Cash/Pierson-9	Smith/Nolan-6	DeForge-13	
Sep 3	INDIANA	W	81-65	16-5	12-7	28-12	Nolan-30	Ford-15	Smith-7	Sutton-Brown-17	
Sep 5	PHOENIX	W	108-100	17-5	12-7	29-12	Pierson-26	Braxton-12	Smith/Johnson-4	Taylor-32	
Sep 8	PHOENIX	L	70-98	17-6	12-7	29-13	Nolan-12	Braxton-9	Pierson-3	Taurasi-30	
Sep 11	@Phoenix	W	88-83	17-6	13-8	30-14	Smith-22	Ford-13	Nolan-6	Taurasi-22	
Sep 13	@Phoenix	L	76-77	17-7	13-8	30-15	Nolan-17	Ford-14	Nolan-5	Pondexter-26	
Sep 16	PHOENIX	L	92-108	17-8	13-8	30-16	Nolan-27	Smith-6	Smith-5	Taylor-30	



# YEAR-BY-YEAR RESULTS | 2006 | DETROIT SHOCK

## HOME/ROAD - REGULAR SEASON

	RECORD	HOME	ROAD	OT
All Games	23-11	14-3	9-8	1-0
vs. Eastern	14-6	9-1	5-5	1-0
vs. Western	9-5	5-2	4-3	0-0

## BY MONTH - REGULAR SEASON

May	2-1
June	9-4
July	7-3
August	5-3

## WIN-LOSE STREAKS

OVERALL	HOME	ROAD
Win - 6	Win - 6	Win - 4
Loss - 2	Loss - 1	Loss - 2

## PLAYER STATISTICS

PLAYER	G	GS	MIN	--- FIELD GOALS ---			--- 3-POINT FG ---			-- FREE THROWS --			--- REBOUNDS ---				AST	PF	STL	TO	BLK	PTS	AVG
				FG	FGA	PCT	FG	FGA	PCT	FT	FTA	PCT	OFF	DEF	TOT								
Cheryl Ford	32	32	919	157	315	.498	0	0	---	129	199	.648	130	233	363	45	114	38	58	25	443	13.8	
Deanna Nolan	34	34	1090	172	425	.405	39	113	.345	85	100	.850	32	121	153	124	79	47	86	11	468	13.8	
Katie Smith	34	34	1140	123	302	.407	59	161	.366	93	102	.912	19	73	92	112	78	25	65	4	398	11.7	
Swin Cash	34	34	991	124	323	.384	1	13	.077	109	143	.762	63	105	168	106	85	20	88	11	358	10.5	
Ruth Riley	34	34	876	115	252	.456	3	9	.333	16	18	.889	36	129	165	52	110	18	54	49	249	7.3	
Plenette Pierson	34	0	566	82	180	.456	0	3	.000	56	80	.700	44	88	132	24	84	18	37	14	220	6.5	
Kara Braxton	34	1	360	58	143	.406	0	2	.000	30	48	.625	42	75	117	26	83	11	53	11	146	4.3	
Kedra Holland-Corn	34	0	401	51	142	.359	28	84	.333	10	16	.625	12	28	40	43	29	23	40	2	140	4.1	
Elaine Powell	11	0	117	3	16	.188	0	2	.000	8	14	.571	7	6	13	15	11	3	9	0	14	1.3	
Angelina Williams	21	0	130	14	43	.326	2	8	.250	11	17	.647	3	10	13	12	9	7	15	6	41	2.0	
Jacqueline Batteast	26	1	174	15	54	.278	2	14	.143	4	7	.571	13	12	25	7	21	2	4	3	36	1.4	
Sabrina Palie	11	0	50	5	25	.200	2	5	.400	0	0	---	4	0	4	6	9	1	10	1	12	1.1	
Irina Osipova	2	0	12	0	0	---	0	0	---	2	2	1.000	1	0	1	0	1	0	1	0	2	1.0	
SHOCK	34	-	6825	919	2220	.414	136	414	.329	553	746	.741	406	880	1286	572	713	213	538	137	2527	74.3	
OPPONENTS	34	-	6825	840	2164	.388	175	561	.312	529	702	.754	324	760	1084	474	734	275	507	108	2384	70.1	

PLAYER	----- SINGLE-GAME HIGHS -----						----- AVERAGE PER GAME -----							----- AVERAGE PER 40 MINUTES -----							
	MIN	REB	AST	ST	TO	BLK	PTS	MIN	REB	AST	STL	TO	BLK	PTS	REB	AST	PF	STL	TO	BLK	PTS
Cheryl Ford	37	19	4	4	5	3	24	28.7	11.3	1.4	1.19	1.8	0.78	13.8	15.8	2.0	5.0	1.65	2.5	1.09	19.3
Deanna Nolan	40	9	7	4	6	2	26	32.1	4.5	3.6	1.38	2.5	0.32	13.8	5.6	4.6	2.9	1.72	3.2	0.40	17.2
Katie Smith	43	8	9	3	6	1	25	33.5	2.7	3.3	0.74	1.9	0.12	11.7	3.2	3.9	2.7	0.88	2.3	0.14	14.0
Swin Cash	38	13	8	3	5	2	20	29.1	4.9	3.1	0.59	2.6	0.32	10.5	6.8	4.3	3.4	0.81	3.6	0.44	14.5
Ruth Riley	35	14	5	2	4	4	19	25.8	4.9	1.5	0.53	1.6	1.44	7.3	7.5	2.4	5.0	0.82	2.5	2.24	11.4
Plenette Pierson	31	9	5	3	3	3	19	16.6	3.9	0.7	0.53	1.1	0.41	6.5	9.3	1.7	5.9	1.27	2.6	0.99	15.5
Kara Braxton	23	12	4	3	5	2	16	10.6	3.4	0.8	0.32	1.6	0.32	4.3	13.0	2.9	9.2	1.22	5.9	1.22	16.2
Kedra Holland-Corn	26	5	7	5	4	1	15	11.8	1.2	1.3	0.68	1.2	0.06	4.1	4.0	4.3	2.9	2.29	4.0	0.20	14.0
Elaine Powell	18	3	4	1	3	0	4	10.6	1.2	1.4	0.27	0.8	0.00	1.3	4.4	5.1	3.8	1.03	3.1	0.00	4.8
Angelina Williams	12	2	2	2	3	1	8	6.2	0.6	0.6	0.33	0.7	0.29	2.0	4.0	3.7	2.8	2.15	4.6	1.85	12.6
Jacqueline Batteast	20	3	1	1	1	1	6	6.7	1.0	0.3	0.08	0.2	0.12	1.4	5.7	1.6	4.8	0.46	0.9	0.69	8.3
Sabrina Palie	14	1	2	1	3	1	8	4.5	0.4	0.5	0.09	0.9	0.09	1.1	3.2	4.8	7.2	0.80	8.0	0.80	9.6
Irina Osipova	9	1	0	0	1	0	2	6.0	0.5	0.0	0.00	0.5	0.00	1.0	3.3	0.0	3.3	0.00	3.3	0.00	6.7
SHOCK	225	51	27	15	23	8	92	200.7	37.8	16.8	6.26	15.8	4.03	74.3	37.7	16.8	20.9	6.24	15.8	4.01	74.1
OPPONENTS	225	42	22	13	25	11	94	200.7	31.9	13.9	8.09	14.9	3.18	70.1	31.8	13.9	21.5	8.06	14.9	3.16	69.9



# YEAR-BY-YEAR RESULTS | 2006 | DETROIT SHOCK

## GAME-BY-GAME RESULTS - 2006

DATE	OPPONENT	W/L	RESULTS	HOME	ROAD	TOTAL	HIGH SCORING	HIGH REBOUNDS	HIGH ASSISTS	OPP. SCORING	ATT
May 20	@Indiana	L	60-67	0-0	0-1	0-1	Smith-19	Ford-8	Cash/Smith-3	Catchings-16	9,312
May 24	MINNESOTA	W	78-69	1-0	0-1	1-1	Ford-17	Ford-14	Nolan-6	Augustus-15	10,814
May 27	@Connecticut	W	77-73(OT)	1-0	1-1	2-1	Smith-23	Ford-11	Smith-8	Douglas-18	6,738
Jun 1	NEW YORK	W	64-63	2-0	1-1	3-1	Cash-20	Ford-13	Nolan-6	Battle/Baker-18	7,132
Jun 3	@Washington	L	68-92	2-0	1-2	3-2	Cash-15	Smith/Pierson-5	Cash/Smith-3	Milton-Jones-21	5,897
Jun 4	@Chicago	W	81-66	2-0	2-2	4-2	Smith-21	Riley-14	Pierson-5	Lassiter-20	3,135
Jun 7	@Los Angeles	L	78-86	2-0	2-3	4-3	Riley-19	Cash/Ford-8	Nolan-6	Mabika-24	7,796
Jun 9	@Phoenix	L	79-93	2-0	2-4	4-4	Ford-20	Ford-15	Smith-4	Pondexter-27	6,157
Jun 16	INDIANA	W	71-63	3-0	2-4	5-4	Ford-15	Ford-18	Cash-8	Whitmore-19	10,135
Jun 17	HOUSTON	W	71-55	4-0	2-4	6-4	Nolan-20	Ford-12	Nolan-7	Swoopes-17	7,430
Jun 22	@Charlotte	W	86-74	4-0	3-4	7-4	Ford-24	Ford-14	Nolan-5	Sutton-Brown-18 Smith-18	6,710
Jun 24	WASHINGTON	W	92-86	5-0	3-4	8-4	Cash-19	Nolan-8	Smith-9	Beard-20	6,932
Jun 25	CHARLOTTE	W	71-61	6-0	3-4	9-4	Nolan-26	Ford-18	Smith-5	Sutton-Brown-15	8,514
Jun 27	@San Antonio	W	63-59	6-0	4-4	10-4	Ford-22	Ford-19	Cash-5	Young-16	6,287
Jun 29	@Indiana	L	56-66	6-0	4-5	10-5	Riley-14	Ford-9	Nolan/Ford/Smith-3	Whitmore-22	5,886
Jun 30	@Connecticut	W	70-64	6-0	5-5	11-5	Smith-21	Ford/Nolan-8	Ford/Nolan-4	Jones-16	7,003
Jul 6	PHOENIX	L	76-91	6-1	5-5	11-6	Nolan-15	Braxton/Ford-9 Pierson-9	Nolan-4	Pondexter-35	9,832
Jul 7	@Minnesota	W	92-80	6-1	6-5	12-6	Cash-19	Ford-9	Nolan-7	Augustus-26	5,477
Jul 9	@Houston	W	66-60	6-1	7-5	13-6	Riley-16	Ford-10	Holland-Corn/Cash-6	Swoopes-14	8,947
Jul 16	SAN ANTONIO	W	77-67	7-1	7-5	14-6	Ford-20	Ford-17	Cash-6	Bibrzycka-14	9,635
Jul 19	CHARLOTTE	L	67-73	7-2	7-5	14-7	Pierson-19	Ford-6	Nolan/Smith-3	Sam/Smith-15	12,985
Jul 21	LOS ANGELES	W	73-59	8-2	7-5	15-7	Cash-18	Ford-11	Nolan/Smith-6	Holdscraw-20	8,174
Jul 22	CHICAGO	W	89-70	9-2	7-5	16-7	Cash-17	Ford-9	Cash/Nolan-6	Dales/Dupree-12	10,456
Jul 26	SACRAMENTO	W	91-71	10-2	7-5	17-7	Ford-24	Ford-11	Nolan-7	Powell-14	9,829
Jul 28	@Seattle	W	77-67	10-2	8-5	18-7	Nolan-23	Ford-18	Cash/Nolan-3	Johnson-15	9,686
Jul 30	@Sacramento	L	61-94	10-2	8-6	18-8	Ford/Nolan-12	Ford-15	Powell-2	Brunson-18	7,369
Aug 1	INDIANA	W	70-66	11-2	8-6	19-8	Braxton-16	Ford-10	Nolan/Smith-6	Catchings-22	8,654
Aug 3	@New York	L	67-75	11-2	8-7	19-9	Cash-17	Ford-8	Smith-5	Farris-17	8,640
Aug 4	@Chicago	W	76-49	11-2	9-7	20-9	Ford/Pierson-15	Braxton-9	Nolan/Powell-4	Lovelace-10	3,455
Aug 6	NEW YORK	W	65-53	12-2	9-7	21-9	Ford-24	Ford-11	Smith-5	Baker/Moore-10	10,835
Aug 8	SEATTLE	L	79-81	12-3	9-7	21-10	Smith-25	Ford-17	Cash-6	Bird-24	9,783
Aug 10	CHICAGO	W	82-48	13-3	9-7	22-10	Nolan-22	Braxton-12	Holland-Corn-7	Dupree-12	11,226
Aug 11	@Washington	L	66-78	13-3	9-8	22-11	Nolan/Smith-12	Ford-8	Braxton-4	Milton-Jones-23	9,128
Aug 13	CONNECTICUT	W	88-65	14-3	9-8	23-11	Nolan-19	Ford-12	Nolan-6	McWilliams-Frank-13	11,558
<b>Playoffs</b>											
Aug 17	@Indiana	W	68-56	14-3	10-8	24-11	Nolan-18	Ford-10	Two Players-4	Catchings-17	
Aug 19	INDIANA	W	98-83	15-3	10-8	25-11	Ford-23	Ford-10	Cash-6	Whitmore-41	
Aug 24	CONNECTICUT	W	70-59	16-3	10-8	26-11	Nolan-21	Ford-23	Nolan-7	Two Players-13	
Aug 26	@Connecticut	L	68-77	16-3	10-9	26-12	Nolan-27	Ford-8	Smith-7	McWilliams-Franklin-18	
Aug 27	@Connecticut	W	79-55	16-3	11-9	27-12	Cash/Smith-16	Ford-8	Nolan-5	McWilliams-Franklin-12	
Aug 30	SACRAMENTO	L	71-95	16-4	11-9	27-13	Ford-25	Ford-8	Nolan-5	Lawson-22	
Sep 1	SACRAMENTO	W	73-63	17-4	11-9	28-13	Nolan-21	Cash-8	Cash-5	Griffith-14	
Sep 3	@Sacramento	L	69-89	17-4	11-10	28-14	Nolan-22	Ford-8	Four Players-3	Griffith-15	
Sep 6	@Sacramento	W	72-52	17-4	12-10	29-14	Smith-22	Ford-10	Cash-5	Powell-13	
Sep 9	SACRAMENTO	W	80-75	18-4	12-10	30-14	Nolan-24	Ford-10	Smith-6	Lawson-17	





# YEAR-BY-YEAR RESULTS | 2005 | DETROIT SHOCK

## HOME/ROAD - REGULAR SEASON

	RECORD	HOME	ROAD	OT
All Games	16-18	10-5	4-11	2-2
vs. Eastern	9-7	6-2	3-5	1-2
vs. Western	5-9	4-3	1-6	1-0

## BY MONTH - REGULAR SEASON

May	3-0
June	3-2
July	4-7
August	4-4

## WIN-LOSE STREAKS

OVERALL	HOME	ROAD
Win - 4	Win - 5	Win - 1
Loss - 4	Loss - 3	Loss - 4

## PLAYER STATISTICS

PLAYER	G	GS	--- FIELD GOALS ---			--- 3-POINT FG ---			-- FREE THROWS --			--- REBOUNDS ---					PTS	AVG				
			MIN	FG	FGA	PCT	FG	FGA	PCT	FT	FTA	PCT	OFF	DEF	TOT	AST			PF	STL	TO	BLK
Deanna Nolan	33	33	1213	184	462	.398	28	90	.311	128	160	.800	31	125	156	121	64	55	100	14	524	15.9
Katie Smith	13	9	394	40	107	.374	18	55	.327	26	34	.765	11	17	28	26	27	5	17	3	124	9.5
Cheryl Ford	33	33	932	120	279	.430	0	0	---	73	150	.487	113	209	322	26	143	33	69	46	313	9.5
Plenette Pierson	23	0	444	55	126	.437	1	1	1.000	67	96	.698	27	35	62	21	54	14	42	6	178	7.7
Ruth Riley	33	33	855	100	267	.375	3	12	.250	48	60	.800	43	113	156	39	131	23	68	46	251	7.6
Kara Braxton	33	2	455	97	210	.462	0	1	.000	33	60	.550	42	58	100	14	78	18	52	13	227	6.9
Chandi Jones	21	0	329	46	113	.407	18	37	.486	15	19	.789	8	23	31	23	42	13	23	2	125	6.0
Swin Cash	21	21	458	48	126	.381	2	10	.200	21	32	.656	42	46	88	43	44	12	47	6	119	5.7
Elaine Powell	29	21	671	62	142	.437	0	2	.000	39	65	.600	25	55	80	77	62	29	51	4	163	5.6
Ayana Walker	12	11	241	25	52	.481	0	0	---	9	12	.750	16	31	47	13	15	6	16	10	59	4.9
Sheila Lambert	12	5	152	14	45	.311	1	7	.143	4	5	.800	2	15	17	21	11	8	24	1	33	2.8
Barbara Farris	34	1	444	25	73	.342	0	0	---	33	54	.611	31	53	84	19	55	8	43	1	83	2.4
Andrea Stinson	18	1	102	8	23	.348	2	10	.200	4	6	.667	6	6	12	13	6	3	4	0	22	1.2
Niele Ivey	12	0	102	5	23	.217	3	12	.250	1	1	1.000	5	7	12	10	14	6	5	0	14	1.2
Stacey Thomas	17	0	133	2	12	.167	0	1	.000	8	20	.400	10	10	20	8	15	8	3	3	12	0.7
SHOCK	34	-	6925	831	2060	.403	76	238	.319	509	774	.658	412	803	1215	474	761	241	571	155	2247	66.1
OPPONENTS	34	-	6925	784	1945	.403	154	456	.338	565	754	.749	273	745	1018	473	744	272	520	136	2287	67.3

PLAYER	----- SINGLE-GAME HIGHS -----							----- AVERAGE PER GAME -----							----- AVERAGE PER 40 MINUTES -----						
	MIN	REB	AST	ST	TO	BL	PTS	MIN	REB	AST	STL	TO	BLK	PTS	REB	AST	PF	STL	TO	BLK	PTS
Deanna Nolan	47	10	11	4	6	3	34	36.8	4.7	3.7	1.67	3.0	0.42	15.9	5.1	4.0	2.1	1.81	3.3	0.46	17.3
Katie Smith	43	4	4	2	3	1	21	30.3	2.2	2.0	0.38	1.3	0.23	9.5	2.8	2.6	2.7	0.51	1.7	0.30	12.6
Cheryl Ford	40	18	4	4	7	4	18	28.2	9.8	0.8	1.00	2.1	1.39	9.5	13.8	1.1	6.1	1.42	3.0	1.97	13.4
Plenette Pierson	29	7	2	2	5	1	22	19.3	2.7	0.9	0.61	1.8	0.26	7.7	5.6	1.9	4.9	1.26	3.8	0.54	16.0
Ruth Riley	39	9	3	2	5	4	20	25.9	4.7	1.2	0.70	2.1	1.39	7.6	7.3	1.8	6.1	1.08	3.2	2.15	11.7
Kara Braxton	35	9	2	5	5	2	20	13.8	3.0	0.4	0.55	1.6	0.39	6.9	8.8	1.2	6.9	1.58	4.6	1.14	20.0
Chandi Jones	28	5	4	2	3	1	14	15.7	1.5	1.1	0.62	1.1	0.10	6.0	3.8	2.8	5.1	1.58	2.8	0.24	15.2
Swin Cash	33	12	5	2	5	2	12	21.8	4.2	2.0	0.57	2.2	0.29	5.7	7.7	3.8	3.8	1.05	4.1	0.52	10.4
Elaine Powell	42	11	7	4	6	1	14	23.1	2.8	2.7	1.00	1.8	0.14	5.6	4.8	4.6	3.7	1.73	3.0	0.24	9.7
Ayana Walker	28	10	3	1	4	2	14	20.1	3.9	1.1	0.50	1.3	0.83	4.9	7.8	2.2	2.5	1.00	2.7	1.66	9.8
Sheila Lambert	31	5	6	2	5	1	13	12.7	1.4	1.8	0.67	2.0	0.08	2.8	4.5	5.5	2.9	2.11	6.3	0.26	8.7
Barbara Farris	40	10	2	2	5	1	10	13.1	2.5	0.6	0.24	1.3	0.03	2.4	7.6	1.7	5.0	0.72	3.9	0.09	7.5
Andrea Stinson	32	5	3	2	2	0	8	5.7	0.7	0.7	0.17	0.2	0.00	1.2	4.7	5.1	2.4	1.18	1.6	0.00	8.6
Niele Ivey	15	4	3	2	2	0	6	8.5	1.0	0.8	0.50	0.4	0.00	1.2	4.7	3.9	5.5	2.35	2.0	0.00	5.5
Stacey Thomas	23	6	3	2	2	2	3	7.8	1.2	0.5	0.47	0.2	0.18	0.7	6.0	2.4	4.5	2.41	0.9	0.90	3.6
SHOCK	250	52	23	15	27	10	79	203.7	35.7	13.9	7.09	16.8	4.56	66.1	35.1	13.7	22.0	6.96	16.5	4.48	64.9
OPPONENTS	250	42	24	14	26	10	91	203.7	29.9	13.9	8.00	15.3	4.00	67.3	29.4	13.7	21.5	7.86	15.0	3.93	66.1



# YEAR-BY-YEAR RESULTS | 2005 | DETROIT SHOCK

## GAME-BY-GAME RESULTS - 2005

DATE	OPPONENT	W/L	RESULTS	HOME	ROAD	TOTAL	HIGH SCORING	HIGH REBOUNDS	HIGH ASSISTS	OPP. SCORING	ATT
May 21	CONNECTICUT	W	78- 67	1-0	0-0	1-0	Braxton-18	Nolan-10	Nolan-11	McWilliams-Frank-2	9,245
May 22	@New York	W	78- 71	1-0	1-0	2-0	Nolan-17	Ford-18	Walker-3	Hammon-24	12,543
May 24	SAN ANTONIO	W	74- 65	2-0	1-0	3-0	Ford-15	Ford-12	Nolan-10	Thomas/Palmer-16	5,635
Jun 3	NEW YORK	W	68- 66(OT)	3-0	1-0	4-0	Nolan-34	Ford-10	Powell-3	Robinson-13	8,314
Jun 8	SEATTLE	L	61- 76	3-1	1-0	4-1	Nolan-23	Ford-11	Nolan-4	Burse-18	5,841
Jun 10	CHARLOTTE	W	69- 55	4-1	1-0	5-1	Ford/Powell-12	Ford-10	Nolan-7	McKiver/Sam-8	8,405
Jun 12	@New York	L	69- 72	4-1	1-1	5-2	Ford-17	Ford-11	Powell/Nolan-2	Johnson-21	8,789
Jun 15	@Indiana	L	79- 84(OT)	4-1	1-2	5-3	Nolan-32	Thomas-6	Powell-7	Catchings/White-20	7,815
Jun 18	@Connecticut	L	63- 73	4-1	1-3	5-4	Jones-11	Walker-10	Farris/Powell/Nolan-2	Sales-17	7,427
Jun 24	WASHINGTON	L	55- 69	4-2	1-3	5-5	Nolan-16	Tied with-6	Powell-4	Johnson-15	8,497
Jun 26	LOS ANGELES	W	79- 73	5-2	1-3	6-5	Nolan-22	Ford-15	Powell-7	Whitmore-19	9,135
Jul 1	SACRAMENTO	L	63- 80	5-3	1-3	6-6	Pierson-22	Ford-12	Powell-6	Powell-17	10,923
Jul 5	HOUSTON	L	66- 75	5-4	1-3	6-7	Braxton-20	Braxton-8	Nolan/Jones-4	Swoopes-22	9,945
Jul 7	@Washington	W	76- 62	5-4	2-3	7-7	Ford-15	Ford-18	Cash/Ford-4	Melvin-14	10,910
Jul 13	@Minnesota	L	61- 71	5-4	2-4	7-8	Nolan-13	Nolan/Riley-6	Nolan-5	Abrosimova-22	12,891
Jul 15	@Indiana	L	57- 62	5-4	2-5	7-9	Nolan-19	Ford-9	Nolan-3	Catchings-20	8,507
Jul 17	INDIANA	L	58- 59	5-5	2-5	7-10	Ford-18	Braxton/Nolan-8	Lambert-5	Catchings-21	9,627
Jul 20	CONNECTICUT	W	66- 57	6-5	2-5	8-10	Jones/Nolan-14	Ford-12	Riley-3	Sales-17	14,932
Jul 23	@Seattle	L	71- 74	6-5	2-6	8-11	Nolan-22	Ford-16	Nolan-5	Jackson-21	8,819
Jul 24	@Sacramento	L	51- 91	6-5	2-7	8-12	Braxton-11	Ford-8	Cash-5	Powell-25	7,297
Jul 30	@Connecticut	W	75- 66	6-5	3-7	9-12	Nolan-19	Ford-13	Powell-5	Dydek-16	8,401
Jul 31	PHOENIX	W	66- 63	7-5	3-7	10-12	Braxton-16	Ford-10	Smith-3	DeForge-20	11,130
Aug 2	@Houston	L	61- 62	7-5	3-8	10-13	Nolan-23	Nolan-10	Nolan-5	Swoopes-17	5,225
Aug 6	@Charlotte	L	73- 82(2OT)	7-5	3-9	10-14	Nolan-20	Ford-14	Powell-4	Sam-26	5,696
Aug 7	NEW YORK	W	72- 67	8-5	3-9	11-14	Nolan-20	Cash-12	Nolan/Smith-4	Hammon-18	8,941
Aug 9	CHARLOTTE	W	71- 64	9-5	3-9	12-14	Smith-21	Ford-9	Cash/Powell-2	Smith-25	6,303
Aug 11	MINNESOTA	W	72- 66(OT)	10-5	3-9	13-14	Smith-13	Ford-13	Cash-3	Abrosimova-18	8,845
Aug 13	@San Antonio	W	60- 59	10-5	4-9	14-14	Riley-20	Powell-6	Nolan-6	Ferdinand-Harris-2	6,646
Aug 16	@Phoenix	L	51- 58	10-5	4-10	14-15	Smith-11	Cash/Riley-8	Nolan-4	DeForge/Stepanova-14	6,239
Aug 19	@Los Angeles	L	67- 74	10-5	4-11	14-16	Nolan-21	Riley-9	Cash/Smith-4	Leslie-24	8,324
<b>Playoffs</b>											
Aug 31	CONNECTICUT	L	62-73	10-6	4-11	14-17	Ford-14	Ford-10	Nolan-5	Catchings-13	
Sep 2	@Connecticut	L	67-75	10-6	4-12	14-18	Pierson-20	Farris-10	Lambert-6	Milton-Jones-15	



# YEAR-BY-YEAR RESULTS | 2004 | DETROIT SHOCK

## HOME/ROAD - REGULAR SEASON

	RECORD	HOME	ROAD	OT
All Games	17-17	8-9	9-8	1-1
vs. Eastern	11-9	5-5	6-4	1-1
vs. Western	6-8	3-4	3-4	0-0

## BY MONTH - REGULAR SEASON

May	1-2
June	6-5
July	6-6
August	0-1
September	4-3

## WIN-LOSE STREAKS

OVERALL	HOME	ROAD
Win - 5	Win - 2	Win - 5
Loss - 3	Loss - 3	Loss - 5

## PLAYER STATISTICS

PLAYER	G	GS	--- FIELD GOALS ---				--- 3-POINT FG ---			-- FREE THROWS --			--- REBOUNDS ---				AST	PF	STL	TO	BLK	PTS	AVG
			MIN	FG	FGA	PCT	FG	FGA	PCT	FT	FTA	PCT	OFF	DEF	TOT								
Swin Cash	32	32	1105	180	384	.469	8	23	.348	158	219	.721	78	130	208	135	84	44	81	29	526	16.4	
Deanna Nolan	34	34	1138	166	435	.382	33	114	.289	99	124	.798	29	105	134	112	75	66	90	12	464	13.6	
Ruth Riley	34	34	1037	153	343	.446	1	2	.500	71	87	.816	68	131	199	50	121	31	82	53	378	11.1	
Cheryl Ford	31	31	912	118	287	.411	0	0	---	93	158	.589	104	193	297	34	118	41	54	25	329	10.6	
Merlakia Jones	33	2	517	76	205	.371	4	15	.267	24	32	.750	23	46	69	21	41	19	26	2	180	5.5	
Barbara Farris	26	0	422	41	80	.513	0	0	---	36	54	.667	28	33	61	7	46	8	26	2	118	4.5	
Elaine Powell	30	26	760	52	138	.377	0	0	---	29	50	.580	31	53	84	134	67	36	61	8	133	4.4	
Chandi Jones	31	8	397	37	103	.359	8	32	.250	25	31	.806	8	26	34	45	41	18	40	5	107	3.5	
Iciss Tillis	31	1	287	35	74	.473	6	18	.333	7	12	.583	13	26	39	13	23	9	23	8	83	2.7	
Isabel Sanchez	10	0	62	6	14	.429	2	5	.400	8	11	.727	3	2	5	3	6	2	11	0	22	2.2	
Ayana Walker	18	1	148	8	28	.286	0	0	---	2	6	.333	10	16	26	6	13	1	5	4	18	1.0	
Jae Kingi-Cross	5	0	15	0	0	---	0	0	---	3	4	.750	0	1	1	1	1	0	2	0	3	0.6	
Stacy Stephens	7	1	36	2	6	.333	0	0	---	0	2	.000	2	7	9	3	7	0	2	0	4	0.6	
Amisha Carter	2	0	13	0	0	---	0	0	---	1	2	.500	0	4	4	0	5	2	3	0	1	0.5	
Stacey Thomas	1	0	1	0	0	---	0	0	---	0	0	---	0	0	0	0	0	0	0	0	0	0.0	
SHOCK	34	-	6850	874	2097	.417	62	209	.297	556	792	.702	397	773	1170	564	648	277	513	148	2366	69.6	
OPPONENTS	34	-	6850	860	2098	.410	191	533	.358	470	609	.772	325	730	1055	515	728	289	496	131	2381	70.0	

## ----- SINGLE-GAME HIGHS -----

## ----- AVERAGE PER GAME -----

## ----- AVERAGE PER 40 MINUTES -----

PLAYER	----- SINGLE-GAME HIGHS -----							----- AVERAGE PER GAME -----							----- AVERAGE PER 40 MINUTES -----						
	MIN	REB	AST	ST	TO	BL	PTS	MIN	REB	AST	STL	TO	BLK	PTS	REB	AST	PF	STL	TO	BLK	PTS
Swin Cash	45	14	9	6	9	4	29	34.5	6.5	4.2	1.38	2.5	0.91	16.4	7.5	4.9	3.0	1.59	2.9	1.05	19.0
Deanna Nolan	45	10	9	6	6	2	29	33.5	3.9	3.3	1.94	2.6	0.35	13.6	4.7	3.9	2.6	2.32	3.2	0.42	16.3
Ruth Riley	41	13	5	3	5	5	26	30.5	5.9	1.5	0.91	2.4	1.56	11.1	7.7	1.9	4.7	1.20	3.2	2.04	14.6
Cheryl Ford	37	22	4	4	7	3	21	29.4	9.6	1.1	1.32	1.7	0.81	10.6	13.0	1.5	5.2	1.80	2.4	1.10	14.4
Merlakia Jones	36	8	4	2	3	1	16	15.7	2.1	0.6	0.58	0.8	0.06	5.5	5.3	1.6	3.2	1.47	2.0	0.15	13.9
Barbara Farris	23	6	2	1	4	1	15	16.2	2.3	0.3	0.31	1.0	0.08	4.5	5.8	0.7	4.4	0.76	2.5	0.19	11.2
Elaine Powell	36	8	10	5	7	2	10	25.3	2.8	4.5	1.20	2.0	0.27	4.4	4.4	7.1	3.5	1.89	3.2	0.42	7.0
Chandi Jones	36	3	6	3	3	2	14	12.8	1.1	1.5	0.58	1.3	0.16	3.5	3.4	4.5	4.1	1.81	4.0	0.50	10.8
Iciss Tillis	22	7	5	1	3	1	8	9.3	1.3	0.4	0.29	0.7	0.26	2.7	5.4	1.8	3.2	1.25	3.2	1.11	11.6
Isabel Sanchez	14	2	2	1	3	0	7	6.2	0.5	0.3	0.20	1.1	0.00	2.2	3.2	1.9	3.9	1.29	7.1	0.00	14.2
Ayana Walker	30	8	1	1	1	1	4	8.2	1.4	0.3	0.06	0.3	0.22	1.0	7.0	1.6	3.5	0.27	1.4	1.08	4.9
Jae Kingi-Cross	6	1	1	0	1	0	2	3.0	0.2	0.2	0.00	0.4	0.00	0.6	2.7	2.7	2.7	0.00	5.3	0.00	8.0
Stacey Stephens	11	3	1	0	1	0	2	5.1	1.3	0.4	0.00	0.3	0.00	0.6	10.0	3.3	7.8	0.00	2.2	0.00	4.4
Amisha Carter	11	4	0	2	3	0	1	6.5	2.0	0.0	1.00	1.5	0.00	0.5	12.3	0.0	15.4	6.15	9.2	0.00	3.1
Stacey Thomas	1	0	0	0	0	0	0	1.0	0.0	0.0	0.00	0.0	0.00	0.0	0.0	0.0	0.0	0.00	0.0	0.00	0.0
SHOCK	225	46	28	15	26	9	88	201.5	34.4	16.6	8.15	15.1	4.35	69.6	34.2	16.5	18.9	8.09	15.0	4.32	61.07
OPPONENTS	225	43	27	19	25	12	97	201.5	31.0	15.1	8.50	14.6	3.85	70.0	30.8	15.0	21.3	8.44	14.5	3.82	69.5



# YEAR-BY-YEAR RESULTS | 2004 | DETROIT SHOCK

## GAME-BY-GAME RESULTS - 2004

DATE	OPPONENT	W/L	RESULTS	HOME	ROAD	TOTAL	HIGH SCORING	HIGH REBOUNDS	HIGH ASSISTS	OPP. SCORING	ATT
May 22	@San Antonio	W	73-60	0-0	1-0	1-0	Ford-21	Ford-22	Nolan-9	Johnson-16	10,506
May 26	@New York	L	52-64	0-0	1-1	1-1	Ford-12	Ford-14	Powell-4	Robinson/Phillips-13	8,710
May 29	LOS ANGELES	L	60-63	0-1	1-1	1-2	Cash-17	Ford-12	Nolan-6	Teasley-15	12,841
Jun 2	WASHINGTON	L	63-65	0-2	1-1	1-3	Nolan-14	Ford-11	Powell-6	Beard/Holdsclaw-16	9,687
Jun 6	@Connecticut	W	74-73	0-2	2-1	2-3	Cash-20	Ford-12	Nolan-5	McWilliams-Frank-1	7,028
Jun 9	@Indiana	W	83-79	0-2	3-1	3-3	Nolan-29	Cash/Ford/Nolan-6	Cash-9	Miller-20	6,665
Jun 11	@Washington	W	74-60	0-2	4-1	4-3	Nolan-19	Ford-10	Cash/C.Jones-5 Powell-5	Holdsclaw-20	13,423
Jun 12	INDIANA	W	72-68	1-2	4-1	5-3	Riley-26	Riley-8	Powell-7	Williams-19	8,772
Jun 19	@Sacramento	W	84-74	1-2	5-1	6-3	Cash-29	Riley-6	Powell-8	Smith-21	8,065
Jun 22	WASHINGTON	L	72-78	1-3	5-1	6-4	Cash-23	Riley-9	Cash-5	Holdsclaw-27	7,323
Jun 23	@Charlotte	W	65-60	1-3	6-1	7-4	Nolan-17	Cash-9	Powell-6	Stinson-16	3,488
Jun 25	@Connecticut	L	67-71(OT)	1-3	6-2	7-5	Cash-22	Cash/Riley-8	Nolan-6	Sales-22	6,702
Jun 27	CONNECTICUT	L	72-74	1-4	6-2	7-6	Cash-20	Ford-10	Powell-10	Sales-19	8,381
Jun 29	INDIANA	L	68-69	1-5	6-2	7-7	Cash-17	Riley-7	Cash/C.Jones-3 Nolan-3	Catchings-19	6,542
Jul 3	@Minnesota	L	70-78	1-5	6-3	7-8	M. Jones-16	Ford-10	Nolan-6	Smith-27	4,786
Jul 6	HOUSTON	W	82-63	2-5	6-3	8-8	Cash-19	Cash-11	Cash-8	Snow-13	7,915
Jul 10	SEATTLE	W	70-65	3-5	6-3	9-8	Nolan-21	Cash-9	Cash-6	Bird-21	10,741
Jul 12	SACRAMENTO	L	51-67	3-6	6-3	9-9	Nolan/Riley-11	Nolan-10	Nolan-4	Bolton-11	8,852
Jul 15	@Houston	L	61-97	3-6	6-4	9-10	Nolan-16	Ford-8	Cash-4	Thompson-33	9,409
Jul 16	@Indiana	L	73-85	3-6	6-5	9-11	Nolan-20	Cash-8	C. Jones-6	Jackson/Catchings-19	7,848
Jul 18	SAN ANTONIO	W	77-71	4-6	6-5	10-11	Riley-21	Ford-14	Powell-9	Johnson-25	7,232
Jul 21	CONNECTICUT	L	68-78	4-7	6-5	10-12	Nolan-20	Ford-12	Cash-5	McWilliams-Frank-1	13,891
Jul 23	CHARLOTTE	W	63-53	5-7	6-5	11-12	Cash/Riley-16	Cash-14	Cash-6	Staley-12	8,417
Jul 24	@New York	L	69-78	5-7	6-6	11-13	Cash-21	Riley-13	Cash-4	Baranova-21	5,945
Jul 28	@Washington	W	73-65	5-7	7-6	12-13	Cash-20	Riley-13	Cash/Powell-5	Beard-20	11,463
Jul 30	NEW YORK	W	88-79	6-7	7-6	13-13	Ford-19	Ford/Riley-9	Cash/Powell-7	Baranova/Hammon-12 Hammon-12	9,453
Aug 1	MINNESOTA	L	58-59	6-8	7-6	13-14	Cash-16	Ford-13	Powell-6	Abrosimova-12	10,568
Sep 1	PHOENIX	L	58-63	6-9	7-6	13-15	Nolan-20	Cash-8	Powell-7	DeForge/Pierson-16	8,733
Sep 4	@Charlotte	W	66-58	6-9	8-6	14-15	Cash-17	Ford-14	Cash-9	Smith-Taylor/Staley-16	7,836
Sep 8	@Seattle	L	67-86	6-9	8-7	14-16	Ford-16	Ford-10	Cash/Nolan-3	Bird-23	6,862
Sep 9	@Los Angeles	L	63-81	6-9	8-8	14-17	Cash-19	Ford-11	Cash/Ford-4	Leslie-29	9,368
Sep 11	@Phoenix	W	80-72	6-9	9-8	15-17	Nolan-16	Ford-8	M. Jones/C.Jones-2 Powell-2	P. Taylor-23	8,116
Sep 14	NEW YORK	W	82-71(OT)	7-9	9-8	16-17	Ford-20	Ford-13	Powell-7	Hammon/Robinson-14	7,077
Sep 19	CHARLOTTE	W	68-54	8-9	9-8	17-17	Ford/Farris-15	Ford-8	Powell-7	Feaster-12	14,435
<b>Playoffs</b>											
Sep 24	NEW YORK	L	62-75	8-10	9-8	17-18	Nolan-20	Ford-14	Nolan-4	Baranova-17	
Sep 26	@New York	W	76-66	8-10	10-8	18-18	Ford-21	Ford-9	Powell-9	Frett-20	
Sep 28	@New York	L	64-66	8-10	10-9	18-19	Nolan-16	Ford-9	Powell-9	Hammon-20	



# YEAR-BY-YEAR RESULTS | 2003 | DETROIT SHOCK

## HOME/ROAD - REGULAR SEASON

	RECORD	HOME	ROAD	OT
All Games	25-9	13-4	12-5	4-0
vs. Eastern	18-6	10-2	8-4	2-0
vs. Western	7-3	3-2	4-1	2-0

## BY MONTH - REGULAR SEASON

May	0-1
June	8-1
July	8-4
August	9-3

## WIN-LOSE STREAKS

OVERALL	HOME	ROAD
Win - 8	Win - 5	Win - 4
Loss - 2	Loss - 1	Loss - 2

## PLAYER STATISTICS

PLAYER	G	GS	--- FIELD GOALS ---			--- 3-POINT FG ---			-- FREE THROWS --			--- REBOUNDS ---			AST	PF	STL	TO	BLK	PTS	AVG	
			MIN	FG	FGA	PCT	FG	FGA	PCT	FT	FTA	PCT	OFF	DEF								TOT
Swin Cash	33	33	1097	195	430	.453	12	40	.300	146	214	.682	65	128	193	119	76	43	108	23	548	16.6
Deanna Nolan	32	32	954	136	312	.436	48	114	.421	76	96	.792	12	95	107	83	65	41	69	14	396	12.4
Cheryl Ford	32	32	956	128	270	.474	0	0	---	88	129	.682	99	235	334	27	109	32	79	31	344	10.8
Ruth Riley	34	34	995	115	231	.498	0	0	---	97	127	.764	59	142	201	64	128	25	82	58	327	9.6
Kedra Holland-Corn	34	2	694	107	232	.461	50	124	.403	48	63	.762	12	45	57	63	26	36	59	3	312	9.2
Elaine Powell	33	33	938	105	233	.451	7	20	.350	79	106	.745	43	63	106	129	65	45	79	9	296	9.0
Barbara Farris	34	0	522	43	99	.434	0	0	---	41	63	.651	29	53	82	23	62	10	41	4	127	3.7
Sheila Lambert	27	1	187	24	66	.364	7	16	.438	32	41	.780	10	18	28	14	15	5	29	0	87	3.2
Stacey Thomas	11	0	82	5	16	.313	1	5	.200	4	11	.364	5	11	16	5	10	9	6	1	15	1.4
Astou Ndiaye-Diatta	11	2	70	10	21	.476	0	0	---	0	2	.000	5	9	14	1	3	3	9	1	20	1.8
Ayana Walker	34	1	271	24	70	.343	0	0	---	8	21	.381	34	37	71	10	33	10	19	11	56	1.6
Tamara Moore	15	0	66	8	16	.500	0	4	.000	5	6	.833	3	6	9	4	5	4	6	2	21	1.4
Petra Ujhelyi	14	0	68	2	8	.250	0	0	---	0	3	.000	3	9	12	3	8	0	10	1	4	0.3
SHOCK	34	-	6900	902	2004	.450	125	323	.387	624	882	.707	379	851	1230	545	605	263	608	158	2553	75.1
OPPONENTS	34	-	6900	911	2286	.399	161	541	.298	412	556	.741	390	674	1064	504	774	309	497	129	2395	70.4

PLAYER	----- SINGLE-GAME HIGHS -----							----- AVERAGE PER GAME -----							----- AVERAGE PER 40 MINUTES -----						
	MIN	REB	AST	ST	TO	BL	PTS	MIN	REB	AST	STL	TO	BLK	PTS	REB	AST	PF	STL	TO	BLK	PTS
Swin Cash	39	10	6	5	8	2	26	33.2	5.8	3.6	1.30	3.3	0.70	16.6	7.0	4.3	2.8	1.57	3.9	0.84	20.0
Deanna Nolan	39	9	6	5	5	3	27	29.8	3.3	2.6	1.28	2.2	0.44	12.4	4.5	3.5	2.7	1.72	2.9	0.59	16.6
Cheryl Ford	39	21	5	3	8	4	20	29.9	10.4	0.8	1.00	2.5	0.97	10.8	14.0	1.1	4.6	1.34	3.3	1.30	14.4
Rith Riley	42	11	5	2	5	4	19	29.3	5.9	1.9	0.74	2.4	1.71	9.6	8.1	2.6	5.1	1.01	3.3	2.33	13.1
Kedra Holland-Corn	33	6	6	4	5	2	23	20.4	1.7	1.9	1.06	1.7	0.09	9.2	3.3	3.6	1.5	2.07	3.4	0.17	18.0
Elaine Powell	40	6	8	5	5	3	16	28.4	3.2	3.9	1.36	2.4	0.27	9.0	4.5	5.5	2.8	1.92	3.4	0.38	12.6
BarbaravFarris	31	6	3	2	4	1	14	15.4	2.4	0.7	0.29	1.2	0.12	3.7	6.3	1.8	4.8	0.77	3.1	0.31	9.7
Sheila Lambert	23	5	3	1	4	0	14	6.9	1.0	0.5	0.19	1.1	0.00	3.2	6.0	3.0	3.2	1.07	6.2	0.00	18.6
Stacey Thomas	34	6	3	4	3	1	6	7.5	1.5	0.5	0.82	0.5	0.09	1.4	7.8	2.4	4.9	4.39	2.9	0.49	7.3
Astou Ndiaye-Diatta	29	10	1	2	3	1	10	6.4	1.3	0.1	0.27	0.8	0.09	1.8	8.0	0.6	1.7	1.71	5.1	0.57	11.4
Ayana Walker	36	11	2	4	2	5	14	8.0	2.1	0.3	0.29	0.6	0.32	1.6	10.5	1.5	4.9	1.48	2.8	1.62	8.3
Tamara Moore	12	2	1	2	2	1	5	4.4	0.6	0.3	0.27	0.4	0.13	1.4	5.5	2.4	3.0	2.42	3.6	1.21	12.7
Petra Ujhelyi	17	5	2	0	4	1	2	4.9	0.9	0.2	0.00	0.7	0.07	0.3	7.1	1.8	4.7	0.00	5.9	0.59	2.4
SHOCK	225	48	25	14	26	11	103	202.9	36.2	16.0	7.74	17.9	4.65	75.1	35.7	15.8	17.5	7.62	17.6	4.58	74.0
OPPONENTS	225	45	29	20	25	8	92	202.9	31.3	14.8	9.09	14.6	3.79	70.4	30.8	14.6	22.4	8.96	14.4	3.74	69.4



# YEAR-BY-YEAR RESULTS | 2003 | DETROIT SHOCK

## GAME-BY-GAME RESULTS - 2003

DATE	OPPONENT	W/L	RESULTS	HOME	ROAD	TOTAL	HIGH SCORING	HIGH REBOUNDS	HIGH ASSISTS	OPP. SCORING	ATT
May 31	CHARLOTTE	L	67- 70	0-1	0-0	0-1	Cash/Powell-16	Cash-10	Powell-5	McKiver-15	8,435
Jun 5	CONNECTICUT	W	103- 89	1-1	0-0	1-1	Cash-23	Ford-12	Powell-6	S. Johnson-24	12,414
Jun 7	@San Antonio	W	74- 55	1-1	1-0	2-1	Holland-Corn-13	Ford-12	Riley-5	Ferdinand-Harris-1	8,584
Jun 14	@Washington	W	93- 56	1-1	2-0	3-1	Cash-19	Ford-9	Cash-6	Jones-14	16,589
Jun 17	LOS ANGELES	W	87- 78(OT)	2-1	2-0	4-1	Cash-20	Ford-15	Powell-6	Dixon-22	5,411
Jun 20	NEW YORK	W	88- 83	3-1	2-0	5-1	Nolan/Riley-18	Cash/Ford-8	Cash-6	Robinson-22	8,014
Jun 22	@Connecticut	W	82- 73(OT)	3-1	3-0	6-1	Cash-22	Ford-21	Powell-5	McWilliams-Frank-2	5,311
Jun 24	INDIANA	W	68- 60	4-1	3-0	7-1	Cash/Nolan-21	Ford-7	Cash-6	Catchings-17	3,532
Jun 27	@New York	W	75- 69	4-1	4-0	8-1	Nolan-20	Riley-8	Nolan/Powell/Riley-4	Baranova-20	11,110
Jun 28	PHOENIX	L	65- 68	4-2	4-0	8-2	Nolan-14	Ford-10	Riley-5	Williams-Strong-20	6,928
Jul 1	SAN ANTONIO	W	99- 88	5-2	4-0	9-2	Cash-26	Ford-15	Holland-Corn-3	Ferdinand-Harris-2	4,232
Jul 3	CHARLOTTE	L	79- 92	5-3	4-0	9-3	Ford-19	Ford-12	Powell/Riley-3	Enis-29	6,511
Jul 6	@Indiana	L	54- 85	5-3	4-1	9-4	Lambert-14	Ford-10	Powell-4	Catchings-17	6,765
Jul 8	CONNECTICUT	W	66- 50	6-3	4-1	10-4	Cash-13	Cash/Nolan/Walker-7	CashNolan-3	Sales-15	7,812
Jul 10	@Charlotte	L	58- 65	6-3	4-2	10-5	Ford-20	Ford-14	Powell-7	Sutton-Brown-17	5,620
Jul 16	@Indiana	W	70- 68	6-3	5-2	11-5	Nolan-27	Ford-10	Powell-8	Catchings-22	7,232
Jul 18	SEATTLE	W	74- 61	7-3	5-2	12-5	Powell-16	Ford-11	Cash-4	Jackson-23	6,923
Jul 19	@Cleveland	W	58- 57	7-3	6-2	13-5	Cash-14	Ford-15	Cash/Nolan/Powell-3	Jones/Melvin-12 Taylor-12	7,209
Jul 22	CLEVELAND	W	74- 71	8-3	6-2	14-5	Cash/Ford/Riley-14	Ford-14	Cash-6	Thomas-17	11,105
Jul 24	@Charlotte	L	61- 67	8-3	6-3	14-6	Riley-16	Riley-7	Nolan-4	Feaster-18	9,589
Jul 27	WASHINGTON	W	81- 71	9-3	6-3	15-6	Cash-25	Ford-14	Cash-5	Holdsclaw-27	6,964
Jul 29	@Cleveland	W	77- 65	9-3	7-3	16-6	Cash-24	Farris-6	Nolan/Riley/Powell-6	Taylor-17	5,009
Aug 1	@New York	W	62- 60	9-3	8-3	17-6	Cash-18	Ford-12	Holland-Corn-6	Phillips/Johnson-15	2,287
Aug 2	INDIANA	W	72- 58	10-3	8-3	18-6	Cash-15	Ford-8	Nolan/Powell-4	Catchings-20	10,335
Aug 5	@Connecticut	W	78- 61	10-3	9-3	19-6	Cash-20	Ford-12	Holland-Corn/Nolan-4	Douglas-14	6,151
Aug 6	@Washington	L	81- 92	10-3	9-4	19-7	Holland-Corn-23	Cash-9	Powell-8	Holdsclaw-26	11,341
Aug 8	HOUSTON	L	56- 66	10-4	9-4	19-8	Cash-11	Riley-6	Cash-4	Snow-19	10,531
Aug 10	NEW YORK	W	90- 87(OT)	11-4	9-4	20-8	Nolan-26	Riley-9	Cash/Powell-5	Johnson-23	8,514
Aug 13	@Phoenix	W	78- 76	11-4	10-4	21-8	Nolan-20	Ford-15	Tied with-3	DeForge-21	7,132
Aug 15	@Sacramento	L	63- 75	11-4	10-5	21-9	Cash-19	Riley-11	Nolan-4	Smith-20	8,766
Aug 17	@Seattle	W	95- 86	11-4	11-5	22-9	Nolan-18	Riley-11	Cash-6	Jackson-23	7,590
Aug 21	CLEVELAND	W	71- 56	12-4	11-5	23-9	Cash-20	Ford-11	Powell-6	Melvin-14	9,132
Aug 23	@Minnesota	W	86- 77(OT)	12-4	12-5	24-9	Holland-Corn-19	Ford-13	Powell-8	Smith-19	12,747
Aug 25	WASHINGTON	W	68- 60	13-4	12-5	25-9	Walker-14	Walker-11	Holland-Corn-5	Miller-15	6,854
<b>PLAYOFFS</b>											
Aug 29	@Cleveland	W	76-74	13-4	13-5	26-9	Cash-26	Riley-9	Cash/Riley-4	Melvin-21	
Aug 31	CLEVELAND	L	59-66	13-5	13-5	26-10	Cash-17	Ford-11	Powell-6	Thomas-18	
Sep 2	CLEVELAND	W	77-63	14-5	13-5	27-10	Nolan-26	Ford-15	Powell-9	Melvin-19	
Sep 5	@Connecticut	W	73-63	14-5	14-5	28-10	Riley-17	Riley-8		Sales-22	
Sep 7	CONNECTICUT	W	79-73	15-5	14-5	29-10	Cash-20	Ford-10		McWilliams-Franklin-17	
Sep 12	@Los Angeles	L	63-75	15-5	14-6	29-11					
Sep 14	LOS ANGELES	W	62-61	16-5	14-6	30-11					
Sep 16	LOS ANGELES	W	83-78	17-5	14-6	31-11					



# YEAR-BY-YEAR RESULTS | 2002 | DETROIT SHOCK

## HOME/ROAD - REGULAR SEASON

	RECORD	HOME	ROAD	OT
All Games	9-23	6-9	2-12	0-2
vs. Eastern	6-15	4-7	2-8	0-1
vs. Western	3-8	3-2	0-6	0-1

## BY MONTH - REGULAR SEASON

May	0-1
June	1-12
July	5-6
August	3-4

## WIN-LOSE STREAKS

OVERALL	HOME	ROAD
Win - 2	Win - 4	Win - 2
Loss - 13	Loss - 5	Loss - 12

## PLAYER STATISTICS

PLAYER	G	GS	--- FIELD GOALS ---				--- 3-POINT FG ---			-- FREE THROWS --			--- REBOUNDS ---									
			MIN	FG	FGA	PCT	FG	FGA	PCT	FT	FTA	PCT	OFF	DEF	TOT	AST	PF	STL	TO	BLK	PTS	AVG
Swin Cash	32	32	1079	144	353	.408	13	63	.206	173	227	.762	77	145	222	86	85	37	100	31	474	14.8
Wendy Palmer	16	16	464	65	153	.425	19	60	.317	35	53	.660	27	69	96	20	44	13	34	2	184	11.5
Deanna Nolan	32	32	804	103	248	.415	42	114	.368	29	36	.806	17	70	87	62	74	27	61	12	277	8.7
Astou Ndiaye-Diatta	32	32	776	126	270	.467	0	2	.000	23	39	.590	44	118	162	39	65	17	58	12	275	8.6
Elaine Powell	15	13	397	54	121	.446	6	22	.273	34	40	.850	26	37	63	60	19	23	41	8	148	9.9
Dominique Canty	28	12	625	52	154	.338	1	5	.200	55	76	.724	24	45	69	83	59	21	56	4	160	5.7
Ayana Walker	32	0	548	63	167	.377	2	9	.222	34	49	.694	56	62	118	17	56	12	29	34	162	5.1
Barbara Farris	32	16	564	49	117	.419	0	1	.000	45	61	.738	29	65	94	16	62	12	38	9	143	4.5
Edwina Brown	28	7	549	43	131	.328	6	12	.500	23	32	.719	29	53	82	58	73	25	60	7	115	4.1
Kelly Santos	12	0	169	16	42	.381	0	0	---	12	20	.600	12	20	32	7	20	3	14	9	44	3.7
Lenae Williams	27	0	177	30	101	.297	13	54	.241	0	5	.000	7	12	19	4	15	4	14	0	73	2.7
Stacy Clinesmith	12	0	105	8	21	.381	6	15	.400	5	6	.833	1	4	5	17	6	1	6	1	27	2.3
Jill Chapman-Daily	19	0	119	10	27	.370	0	1	.000	2	3	.667	11	15	26	0	20	3	8	2	22	1.2
Begona Garcia	8	0	64	2	11	.182	2	6	.333	2	4	.500	0	4	4	9	8	3	11	0	8	1.0
Oksana Zakaluzhnaya	3	0	10	1	3	.333	0	0	---	0	0	---	0	0	0	0	3	0	0	1	2	0.7
SHOCK	32	-	6450	766	1919	.399	110	364	.302	472	651	.725	360	719	1079	478	609	201	541	132	2114	66.1
OPPONENTS	32	-	6450	828	1984	.417	146	447	.327	464	605	.767	314	669	983	465	637	277	443	139	2266	70.8

PLAYER	----- SINGLE-GAME HIGHS -----							----- AVERAGE PER GAME -----							----- AVERAGE PER 40 MINUTES -----						
	MIN	REB	AST	ST	TO	BL	PTS	MIN	REB	AST	STL	TO	BLK	PTS	REB	AST	PF	STL	TO	BLK	PTS
Swin Cash	43	15	5	3	7	4	25	33.7	6.9	2.7	1.16	3.1	0.97	14.8	8.2	3.2	3.2	1.37	3.7	1.15	17.6
Wendy Palmer	34	15	4	4	4	1	20	29.0	6.0	1.3	0.81	2.1	0.13	11.5	8.3	1.7	3.8	1.12	2.9	0.17	15.9
Deanna Nolan	36	6	5	4	6	2	18	25.1	2.7	1.9	0.84	1.9	0.38	8.7	4.3	3.1	3.7	1.34	3.0	0.60	13.8
Astou Ndiaye-Diatta	32	12	4	2	5	2	15	24.3	5.1	1.2	0.53	1.8	0.38	8.6	8.4	2.0	3.4	0.88	3.0	0.62	14.2
Elaine Powell	36	8	8	4	5	2	18	26.5	4.2	4.0	1.53	2.7	0.53	9.9	6.3	6.0	1.9	2.32	4.1	0.81	14.9
Dominique Canty	38	7	8	3	6	2	17	22.3	2.5	3.0	0.75	2.0	0.14	5.7	4.4	5.3	3.8	1.34	3.6	0.26	10.2
Ayana Walker	28	10	2	4	4	4	16	17.1	3.7	0.5	0.38	0.9	1.06	5.1	8.6	1.2	4.1	0.88	2.1	2.48	11.8
Barbara Farris	33	6	2	2	5	2	14	17.6	2.9	0.5	0.38	1.2	0.28	4.5	6.7	1.1	4.4	0.85	2.7	0.64	10.1
Edwina Brown	33	6	6	3	6	2	12	19.6	2.9	2.1	0.89	2.1	0.25	4.1	6.0	4.2	5.3	1.82	4.4	0.51	8.4
Kelly Santos	25	7	2	1	6	3	9	14.1	2.7	0.6	0.25	1.2	0.75	3.7	7.6	1.7	4.7	0.71	3.3	2.13	10.4
Lenae Williams	14	3	1	1	3	0	8	6.6	0.7	0.1	0.15	0.5	0.00	2.7	4.3	0.9	3.4	0.90	3.2	0.00	16.5
Stacy Clinesmith	18	2	4	1	2	1	8	8.8	0.4	1.4	0.08	0.5	0.08	2.3	1.9	6.5	2.3	0.38	2.3	0.38	10.3
Jill Chapman-Daily	12	4	0	1	2	1	4	6.3	1.4	0.0	0.16	0.4	0.11	1.2	8.7	0.0	6.7	1.01	2.7	0.67	7.4
Begona Garcia	19	2	3	2	4	0	6	8.0	0.5	1.1	0.38	1.4	0.00	1.0	2.5	5.6	5.0	1.88	6.9	0.00	5.0
Oksana Zakaluzhnaya	7	0	0	0	0	1	2	3.3	0.0	0.0	0.00	0.0	0.33	0.7	0.0	0.0	12.0	0.00	0.0	4.00	8.0
SHOCK	225	45	22	16	27	9	91	201.6	33.7	14.9	6.28	16.9	4.13	66.1	33.5	14.8	18.9	6.23	16.8	4.09	65.6
OPPONENTS	225	43	27	13	23	9	94	201.6	30.7	14.5	8.66	13.8	4.34	70.8	30.5	14.4	19.8	8.59	13.7	4.31	70.3



# YEAR-BY-YEAR RESULTS | 2002 | DETROIT SHOCK

## GAME-BY-GAME RESULTS - 2002

DATE	OPPONENT	W/L	RESULTS	HOME	ROAD	TOTAL	HIGH SCORING	HIGH REBOUNDS	HIGH ASSISTS	OPP. SCORING	ATT
May 30	@Orlando	L	66- 80	0-0	0-1	0-1	Cash-16	Ndiaye-Diatta-7	Nolan-5	S. Johnson/Sales-22	13,111
Jun 1	@Indiana	L	62- 79	0-0	0-2	0-2	Nolan-15	Brown-6	Cash/Brown-5	Catchings-23	13,014
Jun 2	INDIANA	L	65- 78	0-1	0-2	0-3	Palmer-16	Palmer-5	Brown-6	Catchings-27	5,681
Jun 5	@New York	L	59- 60	0-1	0-3	0-4	Cash-15	Cash/Palmer-8	Brown-6	Johnson-21	13,181
Jun 6	@Cleveland	L	55- 72	0-1	0-4	0-5	Palmer-15	Brown-5	Canty-6	Melvin-19	5,957
Jun 9	NEW YORK	L	63- 70	0-2	0-4	0-6	Cash-14	Palmer-15	Brown-5	Robinson-19	3,315
Jun 11	@Los Angeles	L	80- 90	0-2	0-5	0-7	Nolan-18 Milton-Jones-18	Cash-8	Canty-3	Leslie-18	7,487
Jun 13	@Phoenix	L	67- 70	0-2	0-6	0-8	Palmer-20	Cash-7 Ndiaye-Diatta-7	Canty-5	Gillom-15	7,358
Jun 15	@Portland	L	60- 67	0-2	0-7	0-9	Palmer-14	Cash-12	Brown-5	Burras-14	6,995
Jun 18	@Washington	L	67- 75	0-2	0-8	0-10	Nolan/Palmer-16	Palmer-9	Canty-5	Holdsclaw-24	13,130
Jun 21	ORLANDO	L	59- 80	0-3	0-8	0-11	Cash-20	Walker/Palmer-9	Canty-2 Ndiaye-Diatta-2	Sales-24	5,862
Jun 26	CHARLOTTE	L	73- 80	0-4	0-8	0-12	Canty-17	Ndiaye-Diatta-7	Canty-6	Stinson-22	4,012
Jun 28	MIAMI	L	74- 78(OT)	0-5	0-8	0-13	Cash-17	Palmer-9	Canty-8	Sam-27	3,623
Jun 30	SACRAMENTO	W	71- 60	1-5	0-8	1-13	Cash-19	Cash-11	Canty-6	Smith-13	5,962
Jul 1	@Minnesota	L	80- 85(OT)	1-5	0-9	1-14	Cash-16	Cash-8	Cash-5	Smith-28	5,482
Jul 6	@Houston	L	40- 61	1-5	0-10	1-15	Ndiaye-Diatta-12	Cash-6 Ndiaye-Diatta-6	Nolan-3	Thompson-19	2,423
Jul 8	@Utah	L	76- 94	1-5	0-11	1-16	Cash-25	Cash-6	Nolan-5	Goodson-21	6,952
Jul 10	NEW YORK	W	66- 63	2-5	0-11	2-16	Cash-16	Cash-10	Canty-4	Robinson-17	10,893
Jul 12	MINNESOTA	W	72- 69	3-5	0-11	3-16	Cash-18	Cash-6	Powell-5	Smith-27	8,437
Jul 18	@Washington	L	59- 63	3-5	0-12	3-17	Cash-16	Cash-15	Brown-5	Bullett-22	19,766
Jul 20	MIAMI	W	69- 48	4-5	0-12	4-17	Cash-11	Ndiaye-Diatta-6	Nolan/Powell-5	Neves-9	5,984
Jul 23	UTAH	L	75- 86	4-6	0-12	4-18	Cash-21	Cash-11	Powell-5	Ferdinand-Harris-2	3,753
Jul 25	WASHINGTON	W	64- 58	5-6	0-12	5-18	Cash-17	Ndiaye-Diatta-12	Powell-6	Bullett-15	5,122
Jul 27	@Charlotte	W	74- 66	5-6	1-12	6-18	Cash-20	Cash-10	Powell-8	Stinson-17	7,425
Jul 28	SEATTLE	L	59- 72	5-7	1-12	6-19	Cash-15	Ndiaye-Diatta-7 Powell-7	Powell-4	Bird-18	6,308
Aug 1	CLEVELAND	L	66- 68	5-8	1-12	6-20	Cash-19	Cash-10	Powell-5	Melvin-20	5,156
Aug 3	@Cleveland	W	68- 57	5-8	2-12	7-20	Cash-24	Cash-14	Powell-6	Melvin-15	10,141
Aug 4	PHOENIX	W	91- 75	6-8	2-12	8-20	Cash-14	Cash-9	Canty-7	Gillom-20	6,977
Aug 6	CHARLOTTE	L	65- 76	6-9	2-12	8-21	Powell-15	Santos-7	Cash-5	Sutton-Brown-19	5,562
Aug 9	INDIANA	W	55- 54	7-9	2-12	9-21	Brown/Cash-10	Powell-5	Powell-4	Catchings-21	7,524
Aug 11	@Orlando	L	58- 71	7-9	2-13	9-22	Powell-15	Powell-8	Powell-4	Sales-19	7,286
Aug 13	@Miami	L	56- 61	7-9	2-14	9-23	Cash-13	Cash-8	Cash-4	Lennox-20	9,153





# YEAR-BY-YEAR RESULTS | 2001 | DETROIT SHOCK

## HOME/ROAD - REGULAR SEASON

	RECORD	HOME	ROAD	OT
All Games	10-22	6-10	4-12	3-2
vs. Eastern	7-14	4-6	3-8	2-0
vs. Western	3-8	2-4	1-4	1-2

## BY MONTH - REGULAR SEASON

June	4-8
July	3-10
August	3-4

## WIN-LOSE STREAKS

OVERALL	HOME	ROAD
Win - 2	Win - 3	Win - 2
Loss - 4	Loss - 4	Loss - 5

## PLAYER STATISTICS

PLAYER	G	GS	--- FIELD GOALS ---			--- 3-POINT FG ---			-- FREE THROWS --			--- REBOUNDS ---			AST	PF	STL	TO	BLK	PTS	AVG	
			MIN	FG	FGA	PCT	FG	FGA	PCT	FT	FTA	PCT	OFF	DEF								TOT
Astou Ndiaye-Diatta	32	31	913	156	341	.457	5	15	.333	59	76	.776	60	111	171	49	82	22	73	28	376	11.8
Wendy Palmer	22	22	651	91	215	.423	11	33	.333	40	59	.678	38	116	154	23	64	23	48	4	233	10.6
Elena Tornikidou	32	32	777	111	249	.446	22	49	.449	63	71	.887	28	49	77	56	59	19	59	14	307	9.6
Edwina Brown	32	14	800	85	232	.366	20	53	.377	47	60	.783	31	70	101	87	83	33	68	7	237	7.4
Deanna Nolan	27	0	545	64	194	.330	21	73	.288	43	53	.811	16	37	53	30	43	17	35	6	192	7.1
Dominique Canty	32	18	625	70	193	.363	1	5	.200	56	74	.757	45	38	83	70	69	31	55	1	197	6.2
Jae Kingi-Cross	29	17	625	55	142	.387	33	88	.375	26	36	.722	20	43	63	74	42	31	53	8	169	5.8
Claudia Neves	22	15	407	34	94	.362	19	52	.365	8	8	1.000	3	26	29	34	21	21	28	0	95	4.3
Barbara Farris	31	10	559	46	98	.469	0	0	---	37	58	.638	41	68	109	16	68	7	30	5	129	4.2
Kelly Santos	14	0	153	20	42	.476	0	1	.000	12	18	.667	11	16	27	5	23	3	12	3	52	3.7
Carla Boyd	21	0	230	23	67	.343	11	36	.306	18	20	.900	10	16	26	14	32	11	16	2	75	3.6
Rachael Sporn	23	1	265	19	47	.404	0	0	---	3	9	.333	21	31	52	11	16	7	13	4	41	1.8
SHOCK	32	-	6550	774	1914	.404	143	405	.353	412	542	.760	324	621	945	469	602	225	498	82	2103	65.7
OPPONENTS	32	-	6550	848	1837	.462	127	340	.374	446	583	.765	279	702	981	438	591	262	483	109	2269	70.9

PLAYER	----- SINGLE-GAME HIGHS -----						----- AVERAGE PER GAME -----						----- AVERAGE PER 40 MINUTES -----								
	MIN	REB	AST	ST	TO	BLK	PTS	MIN	REB	AST	STL	TO	BLK	PTS	REB	AST	PF	STL	TO	BLK	PTS
Ashtou Ndiaye-Diatta	39	12	5	3	5	4	27	28.5	5.3	1.5	0.69	2.3	0.88	11.8	7.5	2.1	3.6	0.96	3.2	1.23	16.5
Wendy Palmer	41	13	3	3	5	1	17	29.6	7.0	1.0	1.05	2.2	0.18	10.6	9.5	1.4	3.9	1.41	2.9	0.25	14.3
Elena Tornikidou	36	8	6	2	6	2	22	24.3	2.4	1.8	0.59	1.8	0.44	9.6	4.0	2.9	3.0	0.98	3.0	0.72	15.8
Edwina Brown	40	9	7	5	5	1	19	25.0	3.2	2.7	1.03	2.1	0.22	7.4	5.1	4.3	4.2	1.65	3.4	0.35	11.9
Deanna Nolan	31	6	4	3	4	2	15	20.2	2.0	1.1	0.63	1.3	0.22	7.1	3.9	2.2	3.2	1.25	2.6	0.44	14.1
Dominique Canty	36	11	7	4	5	1	20	19.5	2.6	2.2	0.97	1.7	0.03	6.2	5.3	4.5	4.4	1.98	3.5	0.06	12.6
Jae Kingi-Cross	40	8	6	4	6	2	25	21.6	2.2	2.6	1.07	1.8	0.28	5.8	4.0	4.7	2.7	1.98	3.4	0.51	10.8
Claudia Neves	42	3	5	3	4	0	16	18.5	1.3	1.5	0.95	1.3	0.00	4.3	2.9	3.3	2.1	2.06	2.8	0.00	9.3
Barbara Farris	39	8	3	2	3	1	12	18.0	3.5	0.5	0.23	1.0	0.16	4.2	7.8	1.1	4.9	0.50	2.1	0.36	9.2
Kelly Santos	25	5	2	1	4	2	11	10.9	1.9	0.4	0.21	0.9	0.21	3.7	7.1	1.3	6.0	0.78	3.1	0.78	13.6
Carla Boyd	23	4	3	2	5	1	14	11.0	1.2	0.7	0.52	0.8	0.10	3.6	4.5	2.4	5.6	1.91	2.8	0.35	13.0
Rachael Sporn	30	9	2	2	2	1	9	11.5	2.3	0.5	0.30	0.6	0.17	1.8	7.8	1.7	2.4	1.06	2.0	0.60	6.2
SHOCK	250	40	21	14	26	7	89	204.7	29.5	14.7	7.03	15.6	2.56	65.7	28.9	14.3	18.4	6.87	15.2	2.50	64.2
OPPONENTS	250	41	23	14	23	9	98	204.7	30.7	13.7	8.19	15.1	3.41	70.9	30.0	13.4	18.0	8.00	14.7	3.33	69.3



# YEAR-BY-YEAR RESULTS | 2001 | DETROIT SHOCK

## GAME-BY-GAME RESULTS - 2001

DATE	OPPONENT	W/L	RESULTS	HOME	ROAD	TOTAL	HIGH SCORING	HIGH REBOUNDS	HIGH ASSISTS	OPP. SCORING	ATT
Jun 2	HOUSTON	L	73- 74	0-1	0-0	0-1	Ndiaye-Diatta-24	Ndiaye-Diatta/Palmer-6	Tornikidou-5	Thompson-28	9,401
Jun 5	ORLANDO	L	71- 92	0-2	0-0	0-2	Nolan-12	Ndiaye-Diatta-9	Brown-5	Sales-19	4,013
Jun 7	@Houston	L	66- 87	0-2	0-1	0-3	Tornikidou-15	Palmer-9	Ndiaye-Diatta-4	Arcaïn-27	9,538
Jun 12	@Miami	W	68- 67(OT)	0-2	1-1	1-3	Canty/Palmer-16	Palmer-9	Brown-4	Brondello-23	7,318
Jun 14	WASHINGTON	W	80- 65	1-2	1-1	2-3	Ndiaye-Diatta-22	Ndiaye-Diatta/Palmer-9	Ndiaye-Diatta-4	Massaline-11 Holdsclaw-11 McCray-11	4,422
Jun 16	@Charlotte	W	72- 69(2OT)	1-2	2-1	3-3	Canty-20	Farris-8	Canty-7	Enis-11	5,540
Jun 17	MINNESOTA	L	63- 71	1-3	2-1	3-4	Boyd-14	Ndiaye-Diatta-12	Brown/Canty-3	Smith-40	5,076
Jun 22	@Indiana	L	56- 77	1-3	2-2	3-5	Canty-10	Ndiaye-Diatta-6	Kingi-Cross-5	R. Williams-16	7,116
Jun 23	INDIANA	L	70- 74	1-4	2-2	3-6	Neves-16	Sporn/Santos-5	Canty-6	Scott-15	5,459
Jun 26	LOS ANGELES	L	89- 98(OT)	1-5	2-2	3-7	Brown-18 Ndiaye-Diatta-8	Farris-8	Brown-5	Leslie-28	5,380
Jun 27	@Charlotte	L	50- 74	1-5	2-3	3-8	Ndiaye-Diatta-13	Farris-6	Canty-3	Stinson-23	4,036
Jun 29	PHOENIX	W	75- 71	2-5	2-3	4-8	Kingi-Cross-25	Canty-11	Kingi-Cross-4	Gillom-25	6,716
Jul 2	@New York	L	60- 66	2-5	2-4	4-9	Tornikidou-16	Kingi-Cross-8	Canty-4	Phillips-16	14,052
Jul 6	CHARLOTTE	L	50- 67	2-6	2-4	4-10	Nolan-11	Ndiaye-Diatta-9	Farris-2 Ndiaye-Diatta-2 Kingi-Cross-2	Staley-17	5,780
Jul 8	@Orlando	L	67- 73	2-6	2-5	4-11	Brown-15	Tornikidou-7	Canty-3	S. Johnson-19 McWilliams-Frank-19	6,870
Jul 11	@Washington	W	64- 52	2-6	3-5	5-11	Ndiaye-Diatta-20	Ndiaye-Diatta-10	Neves/Ndiaye-Diatta-5	McCray-12	19,093
Jul 13	MIAMI	L	55- 56	2-7	3-5	5-12	Ndiaye-Diatta-19	Palmer-8	Kingi-Cross-6	Brondello-14	6,170
Jul 14	@Miami	L	51- 66	2-7	3-6	5-13	Nolan-10	Palmer-8	Canty/Ndiaye-Diatta-2 Palmer-2	Brondello-14	8,398
Jul 18	NEW YORK	L	67- 80	2-8	3-6	5-14	Ndiaye-Diatta-19	Palmer-8	Brown/Neves-2 Tornikidou-2	Phillips-20	13,378
Jul 21	@Sacramento	L	52- 66	2-8	3-7	5-15	Ndiaye-Diatta-13 Kingi-Cross-13	Brown-9	Brown-5	Griffith-19	9,365
Jul 22	@Portland	W	80- 77(OT)	2-8	4-7	6-15	Ndiaye-Diatta-18	Palmer-7	Canty/Tornikidou-4	Stiles-21	7,626
Jul 24	@Seattle	L	69- 74(OT)	2-8	4-8	6-16	Ndiaye-Diatta-23	Palmer-11	Tornikidou-6	Jackson-25	4,323
Jul 26	@Phoenix	L	62- 63	2-8	4-9	6-17	Ndiaye-Diatta-23	Ndiaye-Diatta-7	Brown-6	Stepanova-20	8,508
Jul 28	CLEVELAND	L	50- 57	2-9	4-9	6-18	Palmer-14	Ndiaye-Diatta-8	Kingi-Cross-4	Jones-12	7,775
Jul 29	ORLANDO	W	64- 62	3-9	4-9	7-18	Brown-13	Brown-6	Brown-5	Hicks-15 McWilliams-Frank-15	4,763
Aug 1	@New York	L	63- 66	3-9	4-10	7-19	Tornikidou-22	Palmer-11	Brown-5	Johnson/Phillips-17	15,223
Aug 4	PORTLAND	W	70- 65	4-9	4-10	8-19	Brown-15	Palmer-13	Kingi-Cross-4	Stiles-16	5,889
Aug 7	UTAH	L	69- 76	4-10	4-10	8-20	Ndiaye-Diatta-27	Farris/Ndiaye-Diatta-3	Brown-6	Williams-26	6,263
Aug 8	@Cleveland	L	66- 73	4-10	4-11	8-21	Ndiaye-Diatta-19	Brown-5	Brown-7	Jones/Taylor-14	10,978
Aug 10	WASHINGTON	W	69- 63	5-10	4-11	9-21	Tornikidou-21	Palmer-8	Kingi-Cross-5	Bullett-21	9,064
Aug 12	@Indiana	L	66- 83	5-10	4-12	9-22	Palmer-17	Palmer-6	Brown-4	R. Williams-20	15,198
Aug 14	CLEVELAND	W	76- 65	6-10	4-12	10-22	Tornikidou-16	Palmer-5	Brown-7	Taylor-21	9,799



# YEAR-BY-YEAR RESULTS | 2000 | DETROIT SHOCK

## HOME/ROAD - REGULAR SEASON

	RECORD	HOME	ROAD	OT
All Games	14-18	8-8	6-10	0-1
vs. Eastern	10-11	6-5	4-6	0-0
vs. Western	4-7	2-3	2-4	0-1

## BY MONTH - REGULAR SEASON

June	7-6
July	5-9
August	2-3

## WIN-LOSE STREAKS

OVERALL	HOME	ROAD
Win - 2	Win - 2	Win - 2
Loss - 4	Loss - 3	Loss - 3

## PLAYER STATISTICS

PLAYER	G	GS	--- FIELD GOALS ---				--- 3-POINT FG ---			-- FREE THROWS --			--- REBOUNDS ---									
			MIN	FG	FGA	PCT	FG	FGA	PCT	FT	FTA	PCT	OFF	DEF	TOT	AST	PF	STL	TO	BLK	PTS	AVG
Wendy Palmer	32	30	914	167	373	.448	12	48	.250	95	135	.704	67	152	219	39	112	20	65	10	441	13.8
Astou Ndiaye-Diatta	32	32	868	158	333	.474	1	6	.167	29	51	.569	65	122	187	40	87	23	64	22	346	10.8
Elena Tornikidou	32	32	869	122	241	.506	1	8	.125	85	93	.914	41	69	110	82	73	29	68	13	330	10.3
Dominique Canty	28	27	784	83	203	.409	0	5	.000	91	131	.695	31	39	70	82	64	49	51	5	257	9.2
Tamicha Jackson	17	0	267	41	106	.387	8	32	.250	26	35	.743	8	17	25	36	30	22	21	0	116	6.8
Claudia Neves	30	20	636	63	166	.380	28	92	.304	25	30	.833	8	27	35	59	30	31	55	1	179	6.0
Edwina Brown	32	7	619	60	168	.357	1	4	.250	67	80	.838	36	52	88	72	77	24	68	5	188	5.9
Anna DeForge	27	10	433	51	126	.405	18	56	.321	25	32	.781	9	38	47	47	34	27	33	4	145	5.4
Oksana Zakaluzhnaya	23	0	258	38	73	.521	3	7	.429	10	11	.909	15	31	46	2	45	5	19	13	89	3.9
Olympia Scott	28	0	369	37	89	.416	0	2	.000	26	40	.650	28	52	80	28	83	12	45	10	100	3.6
Barbara Farris	14	2	130	15	30	.500	0	1	.000	15	27	.556	16	16	32	2	30	6	14	1	45	3.2
Joy Holmes-Harris	29	0	271	33	70	.471	4	11	.364	21	30	.700	17	28	45	14	36	11	16	4	91	3.1
Madinah Slaise	3	0	7	0	2	.000	0	1	.000	4	4	1.000	0	1	1	0	0	1	0	0	4	1.3
SHOCK	32	-	6425	868	1980	.438	76	273	.278	519	699	.742	341	644	985	503	701	260	530	88	2331	72.8
OPPONENTS	32	-	6425	905	1967	.460	136	372	.366	480	652	.736	331	640	971	513	672	284	543	148	2426	75.8

PLAYER	----- SINGLE-GAME HIGHS -----							----- AVERAGE PER GAME -----							----- AVERAGE PER 40 MINUTES -----						
	MIN	REB	AST	ST	TO	BL	PTS	MIN	REB	AST	STL	TO	BLK	PTS	REB	AST	PF	STL	TO	BLK	PTS
Wendy Palmer	43	12	4	3	6	2	32	28.6	6.8	1.2	0.63	2.0	0.31	13.8	9.6	1.7	4.9	0.88	2.8	0.44	19.3
Astou Ndiaye-Diatta	41	12	4	3	5	3	19	27.1	5.8	1.3	0.72	2.0	0.69	10.8	8.6	1.8	4.0	1.06	2.9	1.01	15.9
Elena Tornikidou	40	7	6	4	7	3	25	27.2	3.4	2.6	0.91	2.1	0.41	10.3	5.1	3.8	3.4	1.33	3.1	0.60	15.2
Dominique Canty	36	7	8	5	5	1	22	28.0	2.5	2.9	1.75	1.8	0.18	9.2	3.6	4.2	3.3	2.50	2.6	0.26	13.1
Tamicha Jackson	28	4	7	4	4	0	14	15.7	1.5	2.1	1.29	1.2	0.00	6.8	3.7	5.4	4.5	3.30	3.1	0.00	17.4
Claudia Neves	33	5	4	6	6	1	19	21.2	1.2	2.0	1.03	1.8	0.03	6.0	2.2	3.7	1.9	1.95	3.5	0.06	11.3
Edwina Brown	32	8	8	3	6	2	17	19.3	2.8	2.3	0.75	2.1	0.16	5.9	5.7	4.7	5.0	1.55	4.4	0.32	12.1
Anna DeForge	40	6	7	4	3	1	13	16.0	1.7	1.7	1.00	1.2	0.15	5.4	4.3	4.3	3.1	2.49	3.0	0.37	13.4
Oksana Zakaluzhnaya	23	7	1	1	4	3	15	11.2	2.0	0.1	0.22	0.8	0.57	3.9	7.1	0.3	7.0	0.78	2.9	2.02	13.8
Olympia Scott	23	8	4	2	3	2	16	13.2	2.9	1.0	0.43	1.6	0.36	3.6	8.7	3.0	9.0	1.30	4.9	1.08	10.8
Barbara Farris	23	10	1	2	2	1	9	9.3	2.3	0.1	0.43	1.0	0.07	3.2	9.8	0.6	9.2	1.85	4.3	0.31	13.8
Joy Holmes-Harris	25	7	2	2	2	2	11	9.3	1.6	0.5	0.38	0.6	0.14	3.1	6.6	2.1	5.3	1.62	2.4	0.59	13.4
Madinah Slaise	3	1	0	1	0	0	4	2.3	0.3	0.0	0.33	0.0	0.00	1.3	5.7	0.0	0.0	5.71	0.0	0.00	22.9
SHOCK	225	42	26	20	26	8	111	200.8	30.8	15.7	8.13	16.6	2.75	72.8	30.7	15.7	21.8	8.09	16.5	2.74	72.6
OPPONENTS	225	44	31	15	28	10	108	200.8	30.3	16.0	8.88	17.0	4.63	75.8	30.2	16.0	20.9	8.84	16.9	4.61	75.5



# YEAR-BY-YEAR RESULTS | 2000 | DETROIT SHOCK

## GAME-BY-GAME RESULTS - 2000

DATE	OPPONENT	W/L	RESULTS	HOME	ROAD	TOTAL	HIGH SCORING	HIGH REBOUNDS	HIGH ASSISTS	OPP. SCORING	ATT
Jun 3	SACRAMENTO	W	77- 74	1-0	0-0	1-0	Tornikidou-18	Ndiaye-Diatta-12	Canty-6	Griffith-24	9,835
Jun 5	@Minnesota	L	68- 88	1-0	0-1	1-1	Palmer-15	Palmer-6	Canty-4	Folkl-19	5,816
Jun 7	NEW YORK	L	69- 73	1-1	0-1	1-2	Canty-22	Ndiaye-Diatta-6	Canty-4	Johnson-22	4,788
Jun 9	INDIANA	W	80- 76	2-1	0-1	2-2	Ndiaye-Diatta-18	Ndiaye-Diatta-8	Canty/Brown-3 Tornikidou-3	White-20	5,013
Jun 12	CHARLOTTE	L	67- 78	2-2	0-1	2-3	Tornikidou-16	Ndiaye-Diatta-7	Brown-3	Mapp/Stinson -21	5,135
Jun 13	@Miami	L	61- 74	2-2	0-2	2-4	Jackson-14 Tornikidou-14	Zakaluzhnaya-6	Neves-3	Sam-17	7,023
Jun 16	@Cleveland	W	93- 81	2-2	1-2	3-4	Canty-22	Ndiaye-Diatta-8	Canty/Jackson-7	Melvin-28	7,989
Jun 18	INDIANA	W	111- 74	3-2	1-2	4-4	Palmer-22	Scott-6	Jackson-5	Grubin-19	5,108
Jun 19	@Washington	L	55- 80	3-2	1-3	4-5	Jackson-13	Ndiaye-Diatta/Palmer-5 Scott-5	Jackson-3	Bullett-22	11,628
Jun 21	@New York	W	67- 63	3-2	2-3	5-5	Neves-16	Palmer-10	Neves/ Tornikidou-3	Whitmore-14	12,123
Jun 24	WASHINGTON	L	70- 76	3-3	2-3	5-6	Canty-14	Palmer-6	Canty/Neves-3 Tornikidou-3	Bullett-21	8,266
Jun 25	@Charlotte	W	84- 81	3-3	3-3	6-6	Tornikidou-25	Scott-8	Jackson/ Tornikidou-5	Enis-18	3,801
Jun 28	@Seattle	W	82- 78	3-3	4-3	7-6	Palmer-32	Palmer-12	Canty-5	Vodichkova-22	7,929
Jul 1	@Sacramento	L	96-108	3-3	4-4	7-7	Palmer-20	Palmer-9	Tornikidou-6	Holland-Corn-19 Smith-19	6,965
Jul 2	@Los Angeles	L	63- 85	3-3	4-5	7-8	Palmer-12	Palmer-9	Brown/Jackson-3	Mabika-21	5,486
Jul 6	@Phoenix	L	69- 81	3-3	4-6	7-9	Neves-12	Holmes-Harris-7	Brown/Neves-4	Reed-22	10,497
Jul 7	@Utah	W	73- 69	3-3	5-6	8-9	Ndiaye-Diatta-18	Palmer-12	DeForge-7	Williams-22	7,649
Jul 9	ORLANDO	L	62- 68	3-4	5-6	8-10	Palmer-19	Palmer-9	DeForge-6	A. Johnson-17	6,214
Jul 12	SEATTLE	W	61- 56	4-4	5-6	9-10	Canty-15	Tornikidou-7	Tornikidou-4	Redd-17	9,853
Jul 14	MIAMI	W	80- 50	5-4	5-6	10-10	Palmer-15	Palmer-9	Canty/Palmer-4 Tornikidou-4	Colleton-11	5,398
Jul 19	@Orlando	L	78- 88	5-4	5-7	10-11	Neves-19	Ndiaye-Diatta/Palmer-6	Brown/Neves-4	Sales-20	9,464
Jul 21	HOUSTON	L	74- 76(OT)	5-5	5-7	10-12	Palmer-22	Palmer-12	Brown-4	Cooper-27	10,147
Jul 24	PORTLAND	L	57- 61	5-6	5-7	10-13	Tornikidou-12	Palmer-10	Brown/Neves-3	Witherspoon-18	4,648
Jul 26	MIAMI	W	78- 62	6-6	5-7	11-13	Palmer-17	Farris-10	Canty-4	Flores-10	4,480
Jul 28	@Cleveland	L	60- 80	6-6	5-8	11-14	Palmer-13	Palmer-9	Brown-8	Hall-19	11,041
Jul 29	CHARLOTTE	W	75- 72	7-6	5-8	12-14	Palmer-21	Ndiaye-Diatta-9	Tornikidou-4	Mapp-25	6,735
Jul 31	CLEVELAND	L	65- 76	7-7	5-8	12-15	Palmer-16	Ndiaye-Diatta-11	Canty-6	Darling-17	4,857
Aug 2	LOS ANGELES	L	81- 84	7-8	5-8	12-16	Canty-17	Ndiaye-Diatta-12	Ndiaye-Diatta-4	Leslie-27	7,848
Aug 4	@Washington	L	72- 96	7-8	5-9	12-17	Ndiaye-Diatta-19	Ndiaye-Diatta/Scott-7	Canty-4	Page-20	16,548
Aug 6	@Orlando	L	63- 92	7-8	5-10	12-18	Canty-10	Canty/ Ndiaye-Diatta-6	Neves-3	A. Johnson-25	8,479
Aug 7	@Indiana	W	74- 63	7-8	6-10	13-18	Ndiaye-Diatta-18 Palmer-18	Ndiaye-Diatta-8	DeForge-4 Palmer-4	Wolters-14 R. Williams-14	12,213
Aug 9	NEW YORK	W	66- 63	8-8	6-10	14-18	Ndiaye-Diatta-19	Ndiaye-Diatta-8	Canty-8	Phillips-14	9,124



# YEAR-BY-YEAR RESULTS | 1999 | DETROIT SHOCK

## HOME/ROAD - REGULAR SEASON

	RECORD	HOME	ROAD	OT
All Games	15-17	7-9	8-8	0-2
vs. Eastern	12-8	5-5	7-3	0-1
vs. Western	3-9	2-4	1-5	0-1

## BY MONTH - REGULAR SEASON

June	5-4
July	5-8
August	5-5

## WIN-LOSE STREAKS

OVERALL	HOME	ROAD
Win - 5	Win - 2	Win - 3
Loss - 5	Loss - 3	Loss - 3

## PLAYER STATISTICS

PLAYER	--- FIELD GOALS ---			--- 3-POINT FG ---			-- FREE THROWS --			--- REBOUNDS ---												
	G	GS	MIN	FG	FGA	PCT	FG	FGA	PCT	FT	FTA	PCT	OFF	DEF	TOT	AST	PF	STL	TO	BLK	PTS	AVG
Sandy Brondello	32	32	1002	152	347	.438	37	76	.487	83	98	.847	29	37	66	73	81	25	75	5	424	13.3
Jennifer Azzi	28	19	838	93	181	.514	30	58	.517	86	104	.827	5	56	61	106	103	24	56	4	302	10.8
Wendy Palmer	11	10	295	47	100	.470	4	16	.250	42	55	.764	27	78	105	12	44	6	26	4	140	12.7
Dominique Canty	26	11	646	76	229	.332	3	17	.176	94	136	.691	35	45	80	38	57	26	45	1	249	9.6
Korie Hlede	21	10	408	67	172	.390	8	24	.333	42	49	.857	24	31	55	25	49	22	32	2	184	8.8
Cindy Brown	21	21	490	46	146	.315	7	30	.233	45	65	.692	35	78	113	22	45	25	35	12	144	6.9
Val Whiting-Raymond	31	20	764	76	200	.380	0	0	---	50	110	.455	66	141	207	49	84	40	46	31	202	6.5
Rachael Sporn	18	10	340	44	94	.468	0	1	.000	18	28	.643	26	33	59	27	45	15	16	4	106	5.9
Carla Boyd	32	26	694	69	174	.397	17	51	.333	17	27	.630	25	47	72	51	84	24	54	8	172	5.4
Astou Ndiaye-Diatta	31	1	438	70	160	.438	0	1	.000	24	39	.615	25	74	99	17	51	11	32	18	164	5.3
Claudia Neves	30	0	306	25	95	.263	14	60	.233	12	19	.632	8	15	23	29	32	16	23	0	76	2.5
Olympia Scott	8	0	52	6	18	.333	0	0	---	4	6	.667	3	9	12	3	14	0	5	3	16	2.0
Wanda Guyton	11	0	98	4	17	.235	0	0	---	13	16	.813	8	18	26	2	21	2	10	2	21	1.9
Elena Tornikidou	11	0	86	9	23	.391	0	0	---	2	6	.333	3	6	9	8	8	1	11	1	20	1.8
Lesley Brown	13	0	43	7	16	.438	1	2	.500	4	6	.667	2	7	9	2	10	0	6	1	19	1.5
SHOCK	32	-	6500	791	1972	.401	121	336	.360	536	764	.702	321	675	996	464	728	238	483	96	2239	70.0
OPPONENTS	32	-	6500	830	1901	.437	114	338	.337	529	736	.719	293	769	1062	514	723	262	532	133	2303	72.0

PLAYER	----- SINGLE-GAME HIGHS -----							----- AVERAGE PER GAME -----							----- AVERAGE PER 40 MINUTES -----						
	MIN	REB	AST	ST	TO	BL	PTS	MIN	REB	AST	STL	TO	BLK	PTS	REB	AST	PF	STL	TO	BLK	PTS
Sandy Brondello	46	5	7	3	5	2	33	31.3	2.1	2.3	0.78	2.3	0.16	13.3	2.6	2.9	3.2	1.00	3.0	0.20	16.9
Jennifer Azzi	40	7	8	4	6	3	27	29.9	2.2	3.8	0.86	2.0	0.14	10.8	2.9	5.1	4.9	1.15	2.7	0.19	14.4
Wendy Palmer	35	14	2	3	4	2	27	26.8	9.5	1.1	0.55	2.4	0.36	12.7	14.2	1.6	6.0	0.81	3.5	0.54	19.0
Dominique Canty	40	6	4	3	5	1	18	24.8	3.1	1.5	1.00	1.7	0.04	9.6	5.0	2.4	3.5	1.61	2.8	0.06	15.4
Korie Hlede	34	6	4	4	4	2	22	19.4	2.6	1.2	1.05	1.5	0.10	8.8	5.4	2.5	4.8	2.16	3.1	0.20	18.0
Cindy Brown	41	10	4	4	4	3	18	23.3	5.4	1.0	1.19	1.7	0.57	6.9	9.2	1.8	3.7	2.04	2.9	0.98	11.8
Val Whiting-Raymond	39	16	5	5	6	3	12	24.6	6.7	1.6	1.29	1.5	1.00	6.5	10.8	2.6	4.4	2.09	2.4	1.62	10.6
Rachael Sporn	33	8	4	3	3	1	14	18.9	3.3	1.5	0.83	0.9	0.22	5.9	6.9	3.2	5.3	1.76	1.9	0.47	12.5
Carla Boyd	32	7	4	4	5	2	14	21.7	2.3	1.6	0.75	1.7	0.25	5.4	4.1	2.9	4.8	1.38	3.1	0.46	9.9
Astou Ndiaye-Diatta	28	11	2	2	4	3	14	14.1	3.2	0.5	0.35	1.0	0.58	5.3	9.0	1.6	4.7	1.00	2.9	1.64	15.0
Claudia Neves	19	3	3	3	3	0	11	10.2	0.8	1.0	0.53	0.8	0.00	2.5	3.0	3.8	4.2	2.09	3.0	0.00	9.9
Olympia Scott	14	3	2	0	2	1	6	6.5	1.5	0.4	0.00	0.6	0.38	2.0	9.2	2.3	10.8	0.00	3.8	2.31	12.3
Wanda Guyton	16	5	2	2	3	1	7	8.9	2.4	0.2	0.18	0.9	0.18	1.9	10.6	0.8	8.6	0.82	4.1	0.82	8.6
Elena Tornikidou	13	4	2	1	2	1	8	7.8	0.8	0.7	0.09	1.0	0.09	1.8	4.2	3.7	3.7	0.47	5.1	0.47	9.3
Lesley Brown	13	3	1	1	2	1	9	3.3	0.7	0.2	0.08	0.5	0.08	1.5	8.4	1.9	9.3	0.93	5.6	0.93	17.7
SHOCK	250	40	21	13	24	9	94	203.1	31.1	14.5	7.44	15.1	3.00	70.0	30.6	14.3	22.4	7.32	14.9	2.95	68.9
OPPONENTS	250	54	28	14	28	10	104	203.1	33.2	16.1	8.19	16.6	4.16	72.0	32.7	15.8	22.2	8.06	16.4	4.09	70.9



# YEAR-BY-YEAR RESULTS | 1999 | DETROIT SHOCK

## GAME-BY-GAME RESULTS - 1999

DATE	OPPONENT	W/L	RESULTS	HOME	ROAD	TOTAL	HIGH SCORING	HIGH REBOUNDS	HIGH ASSISTS	OPP. SCORING	ATT
Jun 12	@Minnesota	L	51- 68	0-0	0-1	0-1	Brondello-15	Whiting-Raymond-16	Azzi/Brondello-3	Edwards-20	12,122
Jun 14	@Cleveland	W	73- 71	0-0	1-1	1-1	Hlede-15 Brondello-15	Whiting-Raymond-7	Whiting-Raymond-4	Jones-24	5,895
Jun 17	ORLANDO	W	79- 74	1-0	1-1	2-1	Brondello-23	Ndiaye-Diatta-8	Brondello-7	S. Johnson-22	10,745
Jun 18	@Washington	W	76- 69	1-0	2-1	3-1	Azzi-18	Whiting-Raymond-7	Whiting-Raymond-5	McCray-19	13,423
Jun 20	@New York	L	62- 69	1-0	2-2	3-2	Brondello-16	C. Brown-10	Azzi-6	Whitmore-16	11,902
Jun 22	CHARLOTTE	W	75- 69	2-0	2-2	4-2	Brondello-19	Ndiaye-Diatta-9	Azzi/Hlede-3	Bullett/Staley-13	7,212
Jun 24	HOUSTON	L	65- 77	2-1	2-2	4-3	Hlede-17	C. Brown-6 Ndiaye-Diatta-6	Brondello-2	Cooper-24	7,448
Jun 26	PHOENIX	L	60- 66	2-2	2-2	4-4	Canty-16	C. Brown-6	Brondello-3	Gillom-17	7,651
Jun 28	NEW YORK	W	91- 71	3-2	2-2	5-4	Hlede-17	C. Brown/Canty-6	Brondello-5	Johnson-18	7,194
Jul 2	LOS ANGELES	L	81- 91	3-3	2-2	5-5	Brondello-21	C. Brown-10	Brondello/Sporn-3	Leslie-18	7,681
Jul 4	SACRAMENTO	L	78- 92	3-4	2-2	5-6	C. Brown-18	Whiting-Raymond-10	C. Brown/Hlede-4	Griffith-21	6,827
Jul 6	@Utah	L	94-104(2OT)	3-4	2-3	5-7	Brondello-33	C. Brown-10	Azzi-5	Williams-31	4,692
Jul 10	WASHINGTON	L	78- 83(2OT)	3-5	2-3	5-8	Brondello-15 Canty-15	Whiting-Raymond-13	Brondello/Azzi-4	Holdslaw-20	8,358
Jul 12	@Orlando	W	76- 67	3-5	3-3	6-8	Brondello-22	Whiting-Raymond-15	Azzi-7	Congreaves-14 McWilliams-Frank-14	8,487
Jul 16	@Washington	W	78- 68	3-5	4-3	7-8	Brondello-18	Whiting-Raymond/Sporn-7	Azzi-6	McCray/Page-18	13,600
Jul 17	CLEVELAND	W	77- 61	4-5	4-3	8-8	C. Brown-14	C. Brown-8	Azzi-8	Burras-13	7,632
Jul 21	UTAH	W	86- 77	5-5	4-3	9-8	C. Brown-18	Whiting-Raymond-9	Azzi-6	Dydek-22	11,253
Jul 23	@Cleveland	W	69- 60	5-5	5-3	10-8	Azzi-20	C. Brown-8	Azzi-8	Nemcova-16	8,106
Jul 25	CHARLOTTE	L	66- 78	5-6	5-3	10-9	Hlede-22	Boyd-7	Brondello-5	Bullett-20	7,215
Jul 27	@Houston	L	46- 85	5-6	5-4	10-10	Azzi-10	C. Brown-9	Azzi-2 Brondello-2	Cooper-20	11,105
Jul 28	@Charlotte	L	65- 84	5-6	5-5	10-11	Brondello-15	Whiting-Raymond-5	Whiting-Raymond-5	Stinson-27	6,588
Jul 31	CLEVELAND	L	53- 55	5-7	5-5	10-12	Whiting-Raymond-9	Ndiaye-Diatta-11	Whiting-Raymond-4	Burras-10 Melvin-10	6,771
Aug 2	WASHINGTON	L	70- 75	5-8	5-5	10-13	Azzi-22	Whiting-Raymond-10	Azzi-4	Holdslaw-23	7,029
Aug 4	MINNESOTA	W	59- 56	6-8	5-5	11-13	Brondello-21	Whiting-Raymond-13	Canty-3	Reed-19	8,253
Aug 6	@Sacramento	L	58- 71	6-8	5-6	11-14	Brondello-13	Whiting-Raymond-12	Azzi-3	Holland-Corn-15 Penicheiro-15	6,893
Aug 9	@Los Angeles	W	84- 59	6-8	6-6	12-14	Canty-18	Palmer-12	Brondello/Azzi-3	Milton-Jones-16	6,858
Aug 11	@Phoenix	L	57- 68	6-8	6-7	12-15	Boyd-14	Palmer-12	Whiting-Raymond-4	Stepanova-16	11,352
Aug 13	NEW YORK	L	56- 60	6-9	6-7	12-16	Brondello-15	Palmer-11	Canty-2	Hampton-12 Robinson-12 Wicks-12	12,106
Aug 15	@New York	W	63- 57	6-9	7-7	13-16	Palmer-27	Palmer-14	Azzi-5	Weatherspoon-14	15,755
Aug 18	@Orlando	L	81- 93	6-9	7-8	13-17	Azzi-19	Palmer-13	Azzi-5	McWilliams-Frank-2	12,039
Aug 20	@Charlotte	W	58- 57	6-9	8-8	14-17	Palmer-20	Palmer-9	Azzi/Boyd-4	Bullett-14	13,565
Aug 21	ORLANDO	W	74- 68	7-9	8-8	15-17	Azzi-27	Palmer-14	Azzi/Canty/Boyd-2	S. Johnson-22	12,378
<b>Playoffs</b>											
Aug 24	CHARLOTTE	L	54-60	8-9	8-8	15-18					



# YEAR-BY-YEAR RESULTS | 1998 | DETROIT SHOCK

## HOME/ROAD - REGULAR SEASON

	RECORD	HOME	ROAD	OT
All Games	15-13	10-4	5-9	0-0
vs. Eastern	7-8	5-2	2-6	0-0
vs. Western	8-5	5-2	3-3	0-0

## BY MONTH - REGULAR SEASON

June	5-4
July	7-6
August	3-3

## WIN-LOSE STREAKS

OVERALL	HOME	ROAD
Win - 6	Win - 6	Win - 2
Loss - 4	Loss - 2	Loss - 3

## PLAYER STATISTICS

PLAYER	G	GS	--- FIELD GOALS ---			--- 3-POINT FG ---			-- FREE THROWS --			--- REBOUNDS ---										
			MIN	FG	FGA	PCT	FG	FGA	PCT	FT	FTA	PCT	OFF	DEF	TOT	AST	PF	STL	TO	BLK	PTS	AVG
Sandy Brondello	30	28	993	157	367	.428	16	44	.364	96	104	.923	18	69	87	98	58	38	64	1	426	14.2
Korie Hlede	27	27	912	135	345	.391	29	74	.392	83	103	.806	39	102	141	73	66	21	88	1	382	14.1
Cindy Brown	30	30	965	126	268	.470	20	61	.328	82	114	.719	70	231	301	53	105	51	67	22	354	11.8
Razija Brcaninovic	30	30	695	106	204	.520	0	0	---	60	90	.667	54	100	154	29	86	9	64	26	272	9.1
Carla Boyd	30	24	817	89	260	.342	19	63	.302	48	76	.632	51	67	118	68	88	27	52	10	245	8.2
Rachael Sporn	30	1	535	60	147	.408	0	0	---	16	34	.471	51	57	108	38	58	8	34	12	136	4.5
Lynette Woodard	27	8	383	36	93	.387	0	0	---	23	40	.575	31	35	66	22	33	22	31	3	95	3.5
Gergana Branzova	26	0	204	29	65	.446	0	4	.000	11	20	.550	13	29	42	7	42	3	21	4	69	2.7
Rhonda Blades	29	2	340	20	78	.256	12	50	.240	14	29	.483	5	27	32	41	47	12	41	1	66	2.3
Tajama Abraham	12	0	44	5	14	.357	0	0	---	8	15	.533	2	5	7	0	8	2	5	1	18	1.5
Aneta Kausaite	10	0	58	5	20	.250	0	2	.000	4	7	.571	8	3	11	1	4	3	3	0	14	1.4
Mfon Udoka	3	0	25	1	6	.167	0	0	---	2	4	.500	1	2	3	0	3	0	1	0	4	1.3
Angie Hamblin	6	0	29	2	8	.250	1	2	.500	1	2	.500	2	5	7	2	4	1	7	0	6	1.0
SHOCK	30	-	6000	771	1875	.411	97	300	.323	448	638	.702	345	732	1077	432	602	197	490	81	2087	69.6
OPPONENTS	30	-	6000	768	1869	.411	113	375	.301	429	602	.713	282	667	949	445	635	249	447	114	2078	69.3

PLAYER	----- SINGLE-GAME HIGHS -----							----- AVERAGE PER GAME -----							----- AVERAGE PER 40 MINUTES -----						
	MIN	REB	AST	ST	TO	BL	PTS	MIN	REB	AST	STL	TO	BLK	PTS	REB	AST	PF	STL	TO	BLK	PTS
Sandy Brondello	40	10	8	3	5	1	24	33.1	2.9	3.3	1.27	2.1	0.03	14.2	3.5	3.9	2.3	1.53	2.6	0.04	17.2
Korie Hlede	40	13	7	3	7	1	23	33.8	5.2	2.7	0.78	3.3	0.04	14.1	6.2	3.2	2.9	0.92	3.9	0.04	16.8
Cindy Brown	40	21	5	4	6	3	22	32.2	10.0	1.8	1.70	2.2	0.73	11.8	12.5	2.2	4.4	2.11	2.8	0.91	14.7
Razija Brcaninovic	39	13	3	2	4	3	25	23.2	5.1	1.0	0.30	2.1	0.87	9.1	8.9	1.7	4.9	0.52	3.7	1.50	15.7
Carla Boyd	37	8	9	3	4	2	19	27.2	3.9	2.3	0.90	1.7	0.33	8.2	5.8	3.3	4.3	1.32	2.5	0.49	12.0
Rachael Sporn	33	9	3	2	4	4	12	17.8	3.6	1.3	0.27	1.1	0.40	4.5	8.1	2.8	4.3	0.60	2.5	0.90	10.2
Lynette Woodard	30	9	4	4	3	1	18	14.2	2.4	0.8	0.81	1.1	0.11	3.5	6.9	2.3	3.4	2.30	3.2	0.31	9.9
Gergana Branzova	17	5	1	1	2	2	11	7.8	1.6	0.3	0.12	0.8	0.15	2.7	8.2	1.4	8.2	0.59	4.1	0.78	13.5
Rhonda Blades	22	3	4	2	6	1	11	11.7	1.1	1.4	0.41	1.4	0.03	2.3	3.8	4.8	5.5	1.41	4.8	0.12	7.8
Tajama Abraham	8	2	0	2	1	1	5	3.7	0.6	0.0	0.17	0.4	0.08	1.5	6.4	0.0	7.3	1.82	4.5	0.91	16.4
Aneta Kausaite	15	4	1	1	2	0	5	5.8	1.1	0.1	0.30	0.3	0.00	1.4	7.6	0.7	2.8	2.07	2.1	0.00	9.7
Mfon Udoka	13	2	0	0	1	0	4	8.3	1.0	0.0	0.00	0.3	0.00	1.3	4.8	0.0	4.8	0.00	1.6	0.00	6.4
Angie Hamblin	12	3	2	1	4	0	3	4.8	1.2	0.3	0.17	1.2	0.00	1.0	9.7	2.8	5.5	1.38	9.7	0.00	8.3
SHOCK	200	47	22	12	25	9	85	200.0	35.9	14.4	6.57	16.3	2.70	69.6	35.9	14.4	20.1	6.57	16.3	2.70	69.6
OPPONENTS	200	48	24	14	23	9	96	200.0	31.6	14.8	8.30	14.9	3.80	69.3	31.6	14.8	21.2	8.30	14.9	3.80	69.3



# YEAR-BY-YEAR RESULTS | 1998 | DETROIT SHOCK

## GAME-BY-GAME RESULTS - 1998

DATE	OPPONENT	W/L	RESULTS	HOME	ROAD	TOTAL	HIGH SCORING	HIGH REBOUNDS	HIGH ASSISTS	OPP. SCORING	ATT
Jun 13	CHARLOTTE	L	69- 78	0-1	0-0	0-1	Brcaninovic-22	Brcaninovic-13	Blades/Boyd-4	Stinson-16	15,574
Jun 15	CLEVELAND	L	85- 96	0-2	0-0	0-2	Hlede-17	Brown-10	Brondello-5	Braxton-18	7,102
Jun 18	@Charlotte	L	67- 71	0-2	0-1	0-3	Brondello-14	Brown-7	Blades-4	Mapp-18	5,093
Jun 20	@Cleveland	L	66- 68	0-2	0-2	0-4	Hlede-19	Sporn-8	Brondello-5	Braxton-17	7,876
Jun 21	@Washington	W	70- 57	0-2	1-2	1-4	Hlede-20	Hlede/Brown-6	Brondello-4	Moore-18	14,314
Jun 23	SACRAMENTO	W	61- 57	1-2	1-2	2-4	Hlede-18	Brown-12	Hlede-4	Burgess-13	7,258
Jun 25	WASHINGTON	W	79- 71	2-2	1-2	3-4	Brondello-19	Brown-7	Brondello-5	McCray-23	7,386
Jun 27	@Cleveland	W	84- 73	2-2	2-2	4-4	Brondello/Hlede-23	Brown-10	Brondello/Hlede-4	Fijalkowski-25	9,521
Jun 29	CHARLOTTE	W	60- 49	3-2	2-2	5-4	Brown/Brondello-19	Brown-16	Blades/Hlede-2	Congreaves-10	7,287
Jul 1	NEW YORK	W	82- 65	4-2	2-2	6-4	Brown-22	Brown-10 Brcaninovic-10	Brondello-7	Witherspoon-13	9,166
Jul 6	@New York	L	56- 59	4-2	2-3	6-5	Brown-12	Brown-12	Brondello-5	Weatherspoon-12	11,276
Jul 8	PHOENIX	L	76- 78	4-3	2-3	6-6	Boyd-18	Brown-9	Brondello-8	Gillom-24	9,276
Jul 9	@Houston	L	66- 96	4-3	2-4	6-7	Brown-14	Brown-13	Brondello/Hlede-5	Perrot-22	9,641
Jul 11	@Washington	L	53- 78	4-3	2-5	6-8	Brondello-10	Brown-10	Hlede/Woodard-2	McCray-21	17,906
Jul 13	@Utah	W	74- 67	4-3	3-5	7-8	Brondello-23	Hlede-11	Brondello-3	Palmer-19	7,235
Jul 15	@Phoenix	L	60- 73	4-3	3-6	7-9	Hlede-16	Brown/Sporn-9	Brondello-4	Gillom-17	13,002
Jul 17	UTAH	W	79- 67	5-3	3-6	8-9	Brondello-18	Brown-15	Brondello-7	Williams-16	8,180
Jul 18	CLEVELAND	W	72- 57	6-3	3-6	9-9	Brown/Hlede-16	Hlede-13	Brondello-3	Edwards-13	8,573
Jul 22	WASHINGTON	W	76- 61	7-3	3-6	10-9	Boyd-19	Brown-12	Brown/Brondello-3 Hlede-3	Chaconas-10	7,747
Jul 25	LOS ANGELES	W	69- 67	8-3	3-6	11-9	Hlede-20	Brown-14	Hlede-7	Dixon-26	14,181
Jul 26	@New York	L	62- 78	8-3	3-7	11-10	Hlede-14	Hlede-8	Hlede-6	Witherspoon-17	15,114
Jul 31	SACRAMENTO	W	78- 77	9-3	3-7	12-10	Brondello-20	Brown-10	Boyd-9	Smith-26	10,248
Aug 3	@Charlotte	L	68- 71	9-3	3-8	12-11	Brondello-21	Brown-10	Boyd-4	Bullett-19	5,678
Aug 5	LOS ANGELES	W	73- 61	10-3	3-8	13-11	Hlede-20	Brown-10	Brown/Brondello-4	Leslie-30	9,872
Aug 7	HOUSTON	L	57- 61	10-4	3-8	13-12	Brown-13	Brown-13	Brown-5	Cooper-34	15,338
Aug 10	@Utah	W	77- 73	10-4	4-8	14-12	Hlede-20	Brown-21	Brown-4	Palmer-20	6,770
Aug 11	@Sacramento	W	50- 41	10-4	5-8	15-12	Brondello-15	Brown-12	Boyd-4	Byears-16	5,527
Aug 14	@Phoenix	L	59- 84	10-4	5-9	15-13	Brondello-20	Boyd-8	Blades-3	Gillom-23	14,398





## ALL-TIME DRAFT HISTORY

### 1998 EXPANSION DRAFT

Rhodnda Blades (NYL- 1st Round/1st Overall)  
Tajama Abraham (SAC- 2nd Round/3rd Overall)  
Tara Williams (PHX- 3rd Round/5th Overall)  
Lynette Woodard (CLE- 4th Round/7th Overall)

### 1998 WNBA DRAFT

Korie Hlede (Duquesne- 1st Round/4th Overall)  
Rachael Sporn (Underdal Adelaide- 2nd Round/14th Overall)  
Gergana Branzova (Florida International- 3rd Round/24th Overall)  
Sandy Brondello (Western Sydney- 4th Round/34th Overall)

### 1999 WNBA DRAFT

Jennifer Azzi (Stanford- 1st Round/5th Overall)  
Val Whiting (Stanford- 2nd Round/17th Overall)  
Dominique Canty (Alabama- 3rd Round/29th Overall)

### 2000 WNBA DRAFT

Edwina Brown (Texas- 1st Round/3rd Overall)  
Tamicha Jackson (Louisiana Tech- 1st Round/8th Overall)  
Chevonne Hammond (Vanderbilt- 3rd Round/44th Overall)  
Cal Bouchard (Boston College- 4th Round/60th Overall)

### 2001 WNBA DRAFT

Deanna Nolan (Georgia- 1st Round/6th Overall)  
Jae Kingi (Australia- 2nd Round/6th Overall)  
Svetlana Volnaya (Virginia- 3rd Round/38th Overall)  
Kelly Santos (Brazil- 4th Round/54th Overall)

### 2002 WNBA DRAFT

Swin Cash (Connecticut- 1st Round/2nd Overall)  
Lenae Williams (DePaul- 2nd Round/18th Overall)  
Ayana Walker (Louisiana Tech- 2nd Round/20th Overall)  
Jill Chapman (Indiana- 2nd Round/21st Overall)  
Kathy Wambe (Belgium- 2nd Round/22nd Overall)  
Ericka Haney (Notre Dame- 3rd Round/47th Overall)

### 2003 WNBA DISPERSAL DRAFT

Ruth Riley (MIA- 1st Overall)

### 2003 WNBA DRAFT

Cheryl Ford (Louisiana Tech- 1st Round/3rd Overall)  
Kara Lawson (Tennessee (1st Round/5th Overall)  
Syreeta Bromfield (Michigan State- 3rd Round/28th Overall)

### 2004 WNBA DISPERSAL DRAFT

Jennifer Rizzotti (CLE- 13th Overall)

### 2004 WNBA DRAFT

Iciss Tillis Duke (Duke- 1st Round/11th Overall)  
Shereka Wright (Purdue- 1st Round/13th Overall)  
Erika Valek (Purdue- 2nd Round/23rd Overall)  
Jennifer Smith (Michigan- 3rd Round/32nd Overall)

### 2005 WNBA DRAFT

Kara Braxton (Georgia- 1st Round/7th Overall)  
Dionnah Jackson (Oklahoma- 1st Round/13th Overall)  
Nikita Bell (North Carolina- 2nd Round/20th Overall)  
Jenni Lingor (Southwest Missouri State- 3rd Round/33rd Overall)

### 2006 WNBA DRAFT

Ambrosia Anderson (BYU- 2nd Round/17th Overall)  
Zane Teilane (Western Illinois- 3rd Round/35th Overall)

### 2007 WNBA DRAFT

Ivory Latta (North Carolina- 1st Round/11th Overall)

### 2008 WNBA DRAFT

Alexis Hornbuckle (Tennessee- 1st Round/4th Overall)  
Tasha Humphrey (Georgia- 1st Round/11th Overall)  
Olayinka Sanni (West Virginia- 2nd Round/18th Overall)  
Natasha Lacy (Texas-El Paso- 2nd Round/28th Overall)  
Valeriya Berezhynska (Rice- 3rd Round/42nd Overall)

### 2009 WNBA DRAFT

Sahvonte Zellous (Pittsburgh- 1st Round/4th Overall)  
Britany Miller (Florida State- 2nd Round/18th Overall)  
Tane Davis-Cain (Florida State- 3rd Round/42nd Overall)  
Scholanda Dorrell (SAC-7th Overall)

### 2010 WNBA DRAFT

Amanda Thompson (Oklahoma- 2nd Round/19th Overall)  
Vivian Frieson (Georgia- 3rd Round/31st Overall)

### 2011 WNBA DRAFT

Elizabeth Cambage (Australia- 1st Round/2nd Overall)  
Kayla Pederson (Stanford- 1st Round/7th Overall)  
Italle Lucas (North Carolina- 2nd Round/21st Overall)  
Chasity Reed (Arkansas- Little Rock- 3rd Round/25th Overall)



## ALL-TIME DRAFT HISTORY

### 2012 WNBA DRAFT

Glory Johnson (Tennessee- 1st Round/4th Overall)  
Riquna Williams (Miami (Fl)- 2nd Round/17th Overall)  
Vicki Baugh (Tennessee- 3rd Round/25th Overall)  
Lynetta Kizer (Maryland- 3rd Round/29th Overall)

### 2013 WNBA DRAFT

Skylar Diggins (Notre Dame- 1st Round/3rd Overall)  
Angel Goodrich (Kansas- 3rd Round/29th Overall)

### 2014 WNBA DRAFT

Odyssey Sims (Baylor- 1st Round/2nd Overall)  
Jordan Hooper (Nebraska- 2nd Round/13th Overall)  
Theresa Plaisance (LSU- 3rd Round/27th Overall)

### 2015 WNBA DRAFT

Amanda Zahui B. (Minnesota- 1st Round/2nd Overall)  
Brianna Kiesel (Pittsburgh- 2nd Round/13th Overall)  
Mimi Mungedi (Nevada-Reno- 3rd Round/26th Overall)

### 2016 WNBA DRAFT

Aerial Powers (Michigan State- 1st Round/5th Overall)  
Ruth Hamblin (Oregon State- 2nd Round/18th Overall)  
Shakena Richardson (Seton Hall- 3rd Round/30th Overall)

### 2017 WNBA DRAFT

Evelyn Akhator (Kentucky- 1st round/3rd overall)  
Allisha Gray (South Carolina- 1st round/4th overall)  
Kaela Davis (South Carolina- 1st round/10th overall)  
Breanna Lewis (Kansas State- 2nd round/23rd overall)  
Saniya Chong (Connecticut- 3rd round/26th overall)

### 2018 WNBA DRAFT

Azura Stevens (UCONN- 1st round/6th overall)  
Loryn Goodwin (Oklahoma State- 2nd round/18th overall)  
Natalie Butler (George Mason- 3rd round/30th overall)

### 2019 WNBA DRAFT

Arike Ogunbowale (Notre Dame- 1st round/5th overall)  
Megan Gustafson (Iowa- 2nd round/17th overall)  
Kennedy Burke (UCLA - 2nd round/22nd overall)  
Morgan Bertsch (UC Davis - 3rd round/29th overall)

### 2020 WNBA DRAFT

Satou Sabally (Oregon- 1st round/2nd overall)  
Bella Alarie (Princeton- 1st round/5th overall)  
Tyasha Harris (South Carolina- 1st round/7th overall)  
Luisa Geiselsoder (Germany- 2nd round/21st overall)

### 2021 WNBA DRAFT

Charli Collier (Texas- 1st Round/1st Overall)  
Awak Kuier (Finland- 1st Round/2nd Overall)  
Chelsea Dungee (Arkansas- 1st Round/5th Overall)  
Dana Evans (Louisville- 2nd Round/13th Overall)

### 2022 WNBA DRAFT

Veronica Burton (Northwestern- 1st Round/7th Overall)  
Jasmine Dickey (Delaware- 3rd Round/30th Overall)  
Jazz Bond (North Florida- 3rd Round/31st Overall)

### 2023 WNBA DRAFT

Maddy Siegrist (Villanova- 1st Round/3rd Overall)  
Stephanie Soares (Iowa State- 1st Round/4th Overall)  
Lou Lopez Sénéchal (UConn- 1st Round/5th Overall)  
Abby Meyers (Maryland- 1st Round/11th Overall)  
Ashley Joens (Iowa State- 2nd Round/19th Overall)  
Paige Robinson (Illinois State- 3rd Round/31st Overall)



## ALL-TIME FRANCHISE WNBA AWARDS

### COACH OF THE YEAR

Bill Laimbeer (2003)

### SIXTH WOMAN OF THE YEAR

Plenette Pierson (2007)

Riquna Williams (2013)

### ROOKIE OF THE YEAR

Cheryl Ford (2003)

Allisha Gray (2017)

### MOST IMPROVED PLAYER

Skylar Diggins (2014)

### WNBA PEAK PERFORMER OF THE YEAR REBOUNDS

Courtney Paris (2015)

Courtney Paris (2014)

### ALL-WNBA FIRST TEAM

Deanna Nolan (2007)

Skylar Diggins (2014)

Skylar Diggins-Smith (2017)

Liz Cambage (2018)

Arike Ogunbowale (2020)

### ALL-WNBA SECOND TEAM

Cindy Brown (1998)

Swin Cash (2003, 2004)

Cheryl Ford (2003, 2006)

Deanna Nolan (2003, 2008, 2009)

Skylar Diggins-Smith (2018)

Arike Ogunbowale (2021)

### ALL-DEFENSIVE FIRST TEAM

Deanna Nolan (2007)

### ALL-DEFENSIVE SECOND TEAM

Cheryl Ford (2006)

Glory Johnson (2013)

Deanna Nolan (2005, 2006, 2008, 2009)

Kaite Smith (2008)

### ALL-ROOKIE TEAM

Kara Braxton (2005)

Elizabeth Cambage (2011)

Skylar Diggins (2013)

Glory Johnson (2012)

Aerial Powers (2016)

Odyssey Sims (2014)

Riquna Williams (2012)

Shavonte Zellous (2009)

Aerial Powers (2016)

Allisha Gray (2017)

Kaela Davis (2017)

Azurá Stevens (2018)

Arike Ogunbowale (2019)

Satou Sabally (2020)

Charli Collier (2021)

### ROOKIE OF THE MONTH

Odyssey Sims (July & August 2014)

Allisha Gray (May & June 2017)

Arike Ogunbowale (June & August 2019)

### WNBA ALL-STARS

Plenette Pierson (2015)

Skylar Diggins-Smith (2014, 2015, 2017, 2018)

Kara Braxton (2007)

Sandy Brondello (1999)

Elizabeth Cambage (2011 & 2018)

Swin Cash (2003, 2005)

Cheryl Ford (2003, 2005, 2006, 2007)

Glory Johnson (2013, 2014)

Deanna Nolan (2003, 2005, 2006, 2007)

Arike Ogunbowale (2021, 2022)

Wendy Palmer (2000)

Ruth Riley (2005)

Katie Smith (2006, 2009)

### WNBA ALL-STAR MVP

Cheryl Ford (2007)

Arike Ogunbowale (2021)

### WNBA FINALS MVP

Deanna Nolan (2006)

Ruth Riley (2003)

Katie Smith (2008)



**WNBA**





# 2022 WNBA FINAL STANDINGS

## EASTERN CONFERENCE

TEAM	W	L	PCT	GB	CONF	HOME	ROAD
Chicago Sky	26	10	.722	-	15-3	14-4	12-6
Connecticut Sun	25	11	.694	1.0	11-7	13-5	8-2
Washington Mystics	22	14	.611	4.0	11-7	12-6	10-8
New York Liberty	16	20	.444	10.0	10-8	9-9	7-11
Atlanta Dream	14	22	.389	12.0	5-13	8-10	6-12
Indiana Fever	5	31	.139	21.0	2-16	3-15	2-16

## WESTERN CONFERENCE

TEAM	W	L	PCT	GB	CONF	HOME	ROAD
Las Vegas Aces	26	10	.722	-	15-3	13-5	13-5
Seattle Storm	22	14	.611	4.0	10-8	13-5	9-9
Dallas Wings	18	18	.500	8.0	8-10	8-10	10-8
Phoenix Mercury	15	21	.417	11.0	7-11	11-7	4-14
Minnesota Lynx	14	22	.389	12.0	8-10	7-11	7-11
Los Angeles Sparks	13	23	.361	13.0	6-12	7-11	6-12

## FIRST ROUND (BEST-OF-THREE)

Las Vegas (2)	Phoenix (0)	(Las Vegas Wins)
Seattle (2)	Washington (0)	(Seattle Wins)
Chicago (2)	New York (1)	(Chicago Wins)
Connecticut (2)	Dallas (1)	(Connecticut Wins)

## SEMIFINALS (BEST-OF-FIVE)

Las Vegas (3)	Seattle (1)	(Las Vegas Advances)
Chicago (2)	Connecticut (3)	(Connecticut Advances)

## FINALS

Las Vegas 67	vs Connecticut 64	(Las Vegas 1-0)
Las Vegas 85	vs Connecticut 71	(Las Vegas 2-0)
Connecticut 105	vs Las Vegas 76	(Las Vegas 2-1)
Connecticut 71	vs Las Vegas 78	(Las Vegas 3-1)

## 2022 AWARDS

Most Valuable Player	A'ja Wilson, Las Vegas Aces
Defensive Player Of The Year	A'ja Wilson, Las Vegas Aces
Most Improved Player	Jackie Young, Las Vegas Aces
Rookie Of The Year	Rhyne Howard, Atlanta Dream
Coach Of The Year	Becky Hammon, Las Vegas Aces
Sixth Woman Of The Year	Brionna Jones, Connecticut Sun

## ALL-WNBA FIRST TEAM

A'ja Wilson	Las Vegas Aces
Breanna Stewart	Seattle Storm
Kelsey Plum	Las Vegas Aces
Skylar Diggins-Smith	Phoenix Mercury
Candace Parker	Chicago Sky

## ALL-WNBA SECOND TEAM

Alyssa Thomas	Connecticut Sun
Sabrina Ionescu	New York Liberty
Nneka Ogwumike	Los Angeles Sparks
Jonquel Jones	Connecticut Sun
Sylvia Fowles	Minnesota Lynx

## WNBA ALL-ROOKIE TEAM

Rhyne Howard	Atlanta Dream
Shakira Austin	Washington Mystics
NaLyssa Smith	Indiana Fever
Queen Egbo	Indiana Fever
Rebekah Gardner	Chicago Sky

## ALL-DEFENSIVE FIRST TEAM

A'ja Wilson	Las Vegas Aces
Breanna Stewart	Seattle Storm
Sylvia Fowles	Minnesota Lynx
Natasha Cloud	Washington Mystics
Ariel Atkins	Washington Mystics

## ALL-DEFENSIVE SECOND TEAM

Alyssa Thomas	Connecticut Sun
Jonquel Jones	Connecticut Sun
Ezi Magbegor	Seattle Storms
Brittney Skyes	Los Angeles Sparks
Gabby Williams	Seattle Storm



# ALL-TIME WNBA AWARDS

## MVP

1997 Cynthia Cooper	Houston Comets
1998 Cynthia Cooper	Houston Comets
1999 Yolanda Griffith	Sacramento Monarchs
2000 Sheryl Swoopes	Houston Comets
2001 Lisa Leslie	Los Angeles Sparks
2002 Sheryl Swoopes	Houston Comets
2003 Lauren Jackson	Seattle Storm
2004 Lisa Leslie	Los Angeles Sparks
2005 Sheryl Swoopes	Houston Comets
2006 Lisa Leslie	Los Angeles Sparks
2007 Lauren Jackson	Seattle Storm
2008 Candace Parker	Los Angeles Sparks
2009 Diana Taurasi	Phoenix Mercury
2010 Lauren Jackson	Seattle Storm
2011 Tamika Catchings	Indiana Fever
2012 Tina Charles	Connecticut Sun
2013 Candace Parker	Los Angeles Sparks
2014 Maya Moore	Minnesota Lynx
2015 Elena Delle Donne	Chicago Sky
2016 Nneka Ogwumike	Los Angeles Sparks
2017 Sylvia Fowles	Minnesota Lynx
2018 Breanna Stewart	Seattle Storm
2019 Elena Delle Donne	Washington Mystics
2020 A'ja Wilson	Las Vegas Aces
2021 Jonquel Jones	Connecticut Sun
2022 A'ja Wilson	Las Vegas Aces

## DEFENSIVE PLAYER OF THE YEAR

1997 Teresa Weatherspoon	New York Liberty
1998 Teresa Weatherspoon	New York Liberty
1999 Yolanda Griffith	Sacramento Monarchs
2000 Sheryl Swoopes	Houston Comets
2001 Debbie Black	Miami Sol
2002 Sheryl Swoopes	Houston Comets
2003 Sheryl Swoopes	Houston Comets
2004 Lisa Leslie	Los Angeles Sparks
2005 Tamika Catchings	Indiana Fever
2006 Tamika Catchings	Indiana Fever
2007 Lauren Jackson	Seattle Storm
2008 Lisa Leslie	Los Angeles Sparks
2009 Tamika Catchings	Indiana Fever
2010 Tamika Catchings	Indiana Fever
2011 Sylvia Fowles	Chicago Sky
2012 Tamika Catchings	Indiana Fever
2013 Sylvia Fowles	Chicago Sky
2014 Brittney Griner	Phoenix Mercury
2015 Brittney Griner	Phoenix Mercury
2016 Sylvia Fowles	Minnesota Lynx
2017 Alana Beard	Los Angeles Sparks
2018 Alana Beard	Los Angeles Sparks
2019 Natasha Howard	Seattle Storm
2020 Candace Parker	Los Angeles Sparks
2021 Sylvia Fowles	Minnesota Lynx
2022 A'ja Wilson	Las Vegas Aces

## ROOKIE OF THE YEAR

1998 Tracy Reid	Charlotte Sting
-----------------	-----------------

1999 Chamique Holdsclaw	Washington Mystics
2000 Betty Lennox	Minnesota Lynx
2001 Jackie Stiles	Portland Fire
2002 Tamicka Catchings	Indiana Fever
2003 Cheryl Ford	Detroit Shock
2004 Diana Taurasi	Phoenix Mercury
2005 Temeka Johnson	Washington Mystics
2006 Seimone Augustus	Minnesota Lynx
2007 Armintie Price	Chicago Sky
2008 Candace Parker	Los Angeles Sparks
2009 Angel McCoughtry	Atlanta Dream
2010 Tina Charles	Connecticut Sun
2011 Maya Moore	Minnesota Lynx
2012 Nneka Ogwumike	Los Angeles Sparks
2013 Elena Delle Donne	Chicago Sky
2014 Chiney Ogumike	Connecticut Sun
2015 Jewell Loyd	Seattle Storm
2016 Breanna Stewart	Seattle Storm
2017 Alisha Gray	Dallas Wings
2018 A'ja Wilson	Las Vegas Aces
2019 Napheesa Collier	Minnesota Lynx
2020 Crystal Dangerfield	Minnesota Lynx
2021 Michaela Onyenwere	New York Liberty
2022 Rhyne Howard	Atlanta Dream

## MOST IMPROVED PLAYER

2000 Tari Phillips	New York Liberty
2001 Janeth Arcaín	Houston Comets
2002 Coco Miller	Washington Mystics
2003 Michelle Snow	Houston Comets
2004 Wendy Palmer	Connecticut Sun
	Kelly Miller
	Indiana Fever
2005 Nicole Powell	Sacramento Monarchs
2006 Erin Buescher	Sacramento Monarchs
2007 Janel McCarville	New York Liberty
2008 Ebony Hoffman	Indiana Fever
2009 Crystal Langhorne	Washington Mystics
2010 Leilani Mitchell	New York Liberty
2011 Kia Vaughn	New York Liberty
2012 Kristi Toliver	Los Angeles Sparks
2013 Shavonte Zellous	Indiana Fever
2014 Skylar Diggins	Tulsa Shock
2015 Kelsey Bone	Connecticut Sun
2016 Elizabeth Williams	Atlanta Dream
2017 Jonquel Jones	Connecticut Sun
2018 Natasha Howard	Seattle Storm
2019 Leilani Mitchell	Phoenix Mercury
2020 Betnijah Laney	Atlanta Dream
2021 Brianna Jones	Connecticut Sun
2022 Jackie Young	Las Vegas Aces

## COACH OF THE YEAR

1997 Van Chancellor	Houston Comets
1998 Van Chancellor	Houston Comets
1999 Van Chancellor	Houston Comets
2000 Michael Cooper	Los Angeles Sparks
2001 Dan Hughes	Cleveland Rockers
2002 Marianne Stanley	Washington Mystics

2003 Bill Laimbeer	Detroit Shock
2004 Suzie McConnell Serio	Minnesota Lynx
2005 John Whisenant	Sacramento Monarchs
2006 Mike Thibault	Connecticut Sun
2007 Dan Hughes	San Antonio Silver Stars
2008 Mike Thibault	Connecticut Sun
2009 Marynell Meadors	Atlanta Dream
2010 Brian Agler	Seattle Storm
2011 Cheryl Reeve	Minnesota Lynx
2012 Carol Ross	Los Angeles Sparks
2013 Mike Thibault	Washington Mystics
2014 Sandy Brondello	Phoenix Mercury
2015 Bill Laimbeer	New York Liberty
2016 Cheryl Reeve	Minnesota Lynx
2017 Curt Miller	Connecticut Sun
2018 Nicki Collen	Atlanta Dream
2019 James Wade	Chicago Sky
2020 Cheryl Reeve	Minnesota Lynx
2021 Curt Miller	Connecticut Sun
2022 Becky Hammond	Las Vegas Aces

## KIM PERROT SPORTSMANSHIP AWARD

1997 Haixia Zheng	Los Angeles Sparks
1998 Suzie McConnell Serio	Cleveland Rockers
1999 Dawn Staley	Charlotte Sting
2000 Suzie McConnell Serio	Cleveland Rockers
2001 Sue Wicks	New York Liberty
2002 Jennifer Gillom	Phoenix Mercury
2003 Edna Campbell	Sacramento Monarchs
2004 Teresa Edwards	Minnesota Lynx
2005 Taj McWilliams-Franklin	Connecticut Sun
2006 Dawn Staley	Houston Comets
2007 Tully Bevilacqua	Indiana Fever
2008 Vickie Johnson	San Antonio Stars
2009 Kara Lawson	Sacramento Monarchs
2010 Tamika Catchings	Indiana Fever
2011 Sue Bird	Seattle Storm
	Ruth Riley
	San Antonio Silver Stars
2012 Kara Lawson	Connecticut Sun
2013 Swin Cash	Chicago Sky
	Tamika Catchings
	Indiana Fever
2014 Becky Hammon	San Antonio Stars
2015 Delisha Milton-Jones	Atlanta Dream
2016 Tamika Catchings	Indiana Fever
2017 Sue Bird	Seattle Storm
2018 Sue Bird	Seattle Storm
2019 Nneka Ogwumike	Los Angeles Sparks
2020 Nneka Ogwumike	Los Angeles Sparks
2021 Nneka Ogwumike	Los Angeles Sparks
2022 Sylvia Fowles	Minnesota Lynx

## NEWCOMER OF THE YEAR

1998 Suzie McConnell Serio	Cleveland Rockers
1999 Yolanda Griffith	Sacramento Monarchs

## SIXTH WOMAN OF THE YEAR

2007 Plenette Pierson	Detroit Shock
2008 Candice Wiggins	Minnesota Lynx



## ALL-TIME WNBA AWARDS

2009 Dewanna Bonner	Phoenix Mercury
2010 Dewanna Bonner	Phoenix Mercury
2011 Dewanna Bonner	Phoenix Mercury
2012 Renee Montgomery	Connecticut Sun
2013 Riquna Williams	Tulsa Shock
2014 Allie Quigley	Chicago Sky
2015 Allie Quigley	Chicago Sky
2016 Jantel Lavender	Los Angeles Sparks
2017 Sugar Rodgers	New York Liberty
2018 Jonquel Jones	Connecticut Sun
2019 Dearica Hamby	Las Vegas Aces
2020 Dearica Hamby	Las Vegas Aces
2021 Kelsey Plum	Las Vegas Aces
2022 Brionna Jones	Connecticut Sun

### **DAWN STALEY COMMUNITY LEADERSHIP**

2008 Tamika Catchings	Indiana Fever
2009 Tamika Raymond	Connecticut Sun
2010 Chamique Holdsclaw	San Antonio Silver Stars
2011 Charde Houston	Minnesota Lynx
2012 Tina Charles	Connecticut Sun
2013 Kara Lawson	Connecticut Sun
2014 Elena Delle Donne	Chicago Sky
2015 Elena Delle Donne	Chicago Sky
2016 Tamika Catchings	Indiana Fever
2017 Ivory Latta	Washington Mystics
2018 Skylar Diggins-Smith	Dallas Wings
2019 Natasha Cloud	Washington Mystics
2020 Natalie Achonwa	Indiana Fever
2022 Betnijah Laney	New York Liberty



# ALL-TIME WNBA FIRST TEAMS

## 1997

F Eva Nemcova Cleveland Rockers  
F Tina Thompson Houston Comets  
C Lisa Leslie Los Angeles Sparks  
G Cynthia Cooper-Dyke Houston Comets  
G Ruthie Bolton Sacramento Monarchs

## 1998

F Tina Thompson Houston Comets  
F Sheryl Swoopes Houston Comets  
C Jennifer Gillom Phoenix Mercury  
G Suzie McConnell Serio Cleveland Rockers  
G Cynthia Cooper-Dyke Houston Comets

## 1999

F Sheryl Swoopes Houston Comets  
F Natalie Williams Utah Starzz  
C Yolanda Griffith Sacramento Monarchs  
G Cynthia Cooper Houston Comets  
G Ticha Penicheiro Sacramento Monarchs

## 2000

F Sheryl Swoopes Houston Comets  
F Natalie Williams Utah Starzz  
C Lisa Leslie Los Angeles Sparks  
G Cynthia Cooper Houston Comets  
G Ticha Penicheiro Sacramento Monarchs

## 2001

F Katie Smith Minnesota Lynx  
F Natalie Williams Utah Starzz  
C Lisa Leslie Los Angeles Sparks  
G Janeth Arcain Houston Comets  
G Merlakia Jones Cleveland Rockers

## 2002

F Sheryl Swoopes Houston Comets  
F Tamicka Catchings Indiana Fever  
C Lisa Leslie Los Angeles Sparks  
G Sue Bird Seattle Storm  
G Mwadi Mabika Los Angeles Sparks

## 2003

F Lauren Jackson Seattle Storm  
F Tamika Catchings Indiana Fever  
C Lisa Leslie Los Angeles Sparks  
G Sue Bird Seattle Storm  
G Katie Smith Minnesota Lynx

## 2004

F Lauren Jackson Seattle Storm  
F Tina Thompson Houston Comets  
C Lisa Leslie Los Angeles Sparks  
G Sue Bird Seattle Storm  
G Diana Taurasi Phoenix Mercury

## 2005

F Lauren Jackson Seattle Storm  
F Sheryl Swoopes Houston Comets  
C Yolanda Griffith Sacramento Monarchs  
G Sue Bird Seattle Storm  
G Deanna Nolan Detroit Shock

## 2006

F Lauren Jackson Seattle Storm  
F Tamika Catchings Indiana Fever  
C Lisa Leslie Los Angeles Sparks  
G Katie Douglas Connecticut Sun  
G Diana Taurasi Phoenix Mercury

## 2007

F Diana Taurasi Phoenix Mercury  
F Penny Taylor Phoenix Mercury  
C Lauren Jackson Seattle Storm  
G Becky Hammon San Antonio Silver Stars  
G Deanna Nolan Detroit Shock

## 2008

F Candace Parker Los Angeles Sparks  
F Sophia Young San Antonio Silver Stars  
C Lisa Leslie Los Angeles Sparks  
G Diana Taurasi Phoenix Mercury  
G Lindsay Whalen Connecticut Sun

## 2009

F Diana Taurasi Phoenix Mercury  
F Tamika Catchings Indiana Fever  
C Lauren Jackson Seattle Storm  
G Becky Hammon San Antonio Silver Stars  
G Cappie Pondexter Phoenix Mercury

## 2010

F Lauren Jackson Seattle Storm  
F Tamika Catchings Indiana Fever  
C Sylvia Fowles Chicago Sky  
G Cappie Pondexter New York Liberty  
G Diana Taurasi Phoenix Mercury

## 2011

F Tamika Catchings Indiana Fever  
F Angel McCoughtry Atlanta Dream  
C Tina Charles Connecticut Sun  
G Diana Taurasi Phoenix Mercury  
G Lindsay Whalen Minnesota Lynx

## 2012

F Candace Parker Los Angeles Sparks  
F Tamika Catchings Indiana Fever  
C Tina Charles Connecticut Sun  
G Cappie Pondexter New York Liberty  
G Seimone Augustus Minnesota Lynx

## 2013

F Maya Moore Minnesota Lynx  
F Candace Parker Los Angeles Sparks  
C Sylvia Fowles Chicago Sky  
G Diana Taurasi Phoenix Mercury  
G Lindsay Whalen Minnesota Lynx

## 2014

F Maya Moore Minnesota Lynx  
F Candace Parker Los Angeles Sparks  
C Brittney Griner Phoenix Mercury  
G Diana Taurasi Phoenix Mercury  
G Skylar Diggins Tulsa Shock

## 2015

F Elena Delle Donne Chicago Sky  
F Maya Moore Minnesota Lynx  
C Tina Charles New York Liberty  
G Dewanna Bonner Phoenix Mercury  
G Angel McCoughtry Atlanta Dream

## 2016

F Nneka Ogumike Los Angeles Sparks  
F Elena Delle Donne Chicago Sky  
C Tina Charles New York Liberty  
G Maya Moore Minnesota Lynx  
G Sue Bird Seattle Storm

## 2017

F Tina Charles New York Liberty  
F Candace Parker Los Angeles Sparks  
C Sylvia Fowles Minnesota Lynx  
G Maya Moore Minnesota Lynx  
G Skylar Diggins-Smith Dallas Wings

## 2018

F Breanna Stewart Seattle Storm  
F Elena Delle Donne Washington Mystics  
C Liz Cambage Dallas Wings  
G Diana Taurasi Phoenix Mercury  
G Tiffany Hayes Atlanta Dream

## 2019

F Elena Delle Donne Washington Mystics  
F Natasha Howard Seattle Storm  
C Brittney Griner Phoenix Mercury  
G Courtney Vandersloot Chicago Sky  
G Chelsea GrayLos Angeles Sparks

## 2020

F Candace Parker Los Angeles Sparks  
F Breanna Stewart Seattle Storm  
C A'ja Wilson Las Vegas Aces  
G Courtney Vandersloot Chicago Sky  
G Arike Ogunbowale Dallas Wings





## ALL-TIME WNBA FIRST TEAMS

### 2021

F	Jonquel Jones	Connecticut Sun
F	Breanna Stewart	Seattle Storm
C	Brittney Griner	Phoenix Mercury
G	Skylar Diggins-Smith	Phoenix Mercury
G	Jewell Loyd	Seattle Storm

### 2022

F	A'ja Wilson	Las Vegas Aces
F	Breanna Stewart	Seattle Storm
C	Candace Parker	Chicago Sky
G	Kelsey Plum	Las Vegas Aces
G	Skylar Diggins-Smith	Phoenix Mercury



# ALL-TIME WNBA SECOND TEAMS

## 1997

F Wendy Palmer	Utah Starzz
F Jennifer Gillom	Phoenix Mercury
C Rebecca Lobo	New York Liberty
G Teresa Weatherspoon	New York Liberty
G Andrea Stinson	Charlotte Sting

## 1998

F Eva Nemcova	Cleveland Rockers
F Cindy Brown	Detroit Shock
C Lisa Leslie	Los Angeles Sparks
G Teresa Weatherspoon	New York Liberty
G Andrea Stinson	Charlotte Sting

## 1999

F Chamique Holdsclaw	Washington Mystics
F Tina Thompson	Houston Comets
C Lisa Leslie	Los Angeles Sparks
G Teresa Weatherspoon	New York Liberty
G Shannon Johnson	Orlando Miracle

## 2000

F Katie Smith	Minnesota Lynx
F Tina Thompson	Houston Comets
C Yolanda Griffith	Sacramento Monarchs
G Teresa Weatherspoon	New York Liberty
G Shannon Johnson	Orlando Miracle
G Betty Lennox	Minnesota Lynx

## 2001

F Tina Thompson	Houston Comets
F Chamique Holdsclaw	Washington Mystics
C Yolanda Griffith	Sacramento Monarchs
G Ticha Penicheiro	Sacramento Monarchs
G Tamecka Dixon	Los Angeles Sparks

## 2002

F Tina Thompson	Houston Comets
F Chamique Holdsclaw	Washington Mystics
C Tari Phillips	New York Liberty
G Shannon Johnson	Orlando Miracle
G Katie Smith	Minnesota Lynx

## 2003

F Sheryl Swoopes	Houston Comets
F Swin Cash	Detroit Shock
C Cheryl Ford	Detroit Shock
G Nikki Teasley	Los Angeles Sparks
G Deanna Nolan	Detroit Shock

## 2004

F Swin Cash	Detroit Shock
F Tamika Catchings	Indiana Fever
C Yolanda Griffith	Sacramento Monarchs
G Nikki Teasley	Los Angeles Sparks
G Nykesha Sales	Connecticut Sun

## 2005

F Tamika Catchings	Indiana Fever
F Taj McWilliams-Franklin	Connecticut Sun
C Lisa Leslie	Los Angeles Sparks
G Becky Hammon	New York Liberty
G Diana Taurasi	Phoenix Mercury

## 2006

F Cheryl Ford	Detroit Shock
F Sheryl Swoopes	Houston Comets
C Taj McWilliams-Franklin	Connecticut Sun
G Alana Beard	Washington Mystics
G Seimone Augustus	Minnesota Lynx

## 2007

F Tamika Catchings	Indiana Fever
F Sophia Young	San Antonio Silver Stars
C Tina Thompson	Houston Comets
G Katie Douglas	Connecticut Sun
G Seimone Augustus	Minnesota Lynx

## 2008

F Asjha Jones	Connecticut Sun
F Deanna Nolan	Detroit Shock
C Lauren Jackson	Seattle Storm
G Becky Hammon	San Antonio Silver Stars
G Sue Bird	Seattle Storm

## 2009

F Candace Parker	Los Angeles Sparks
F Sophia Young	San Antonio Silver Stars
C Lisa Leslie	Los Angeles Sparks
G Katie Douglas	Indiana Fever
G Deanna Nolan	Detroit Shock

## 2010

F Crystal Langhorne	Washington Mystics
F Angel McCoughtry	Atlanta Dream
C Tina Charles	Connecticut Sun
G Sue Bird	Seattle Storm
G Katie Douglas	Indiana Fever

## 2011

F Penny Taylor	Phoenix Mercury
F Seimone Augustus	Minnesota Lynx
C Sylvia Fowles	Chicago Sky
G Sue Bird	Seattle Storm
G Cappie Pondexter	New York Liberty

## 2012

F Maya Moore	Minnesota Lynx
F Sophia Young	San Antonio Silver Stars
C Sylvia Fowles	Chicago Sky
G Kristi Toliver	Los Angeles Sparks
G Lindsay Whalen	Minnesota Lynx

## 2013

F Tamika Catchings	Indiana Fever
F Elena Delle Donne	Chicago Sky
C Tina Charles	Connecticut Sun
G Angel McCoughtry	Atlanta Dream
G Seimone Augustus	Minnesota Lynx

## 2014

F Angel McCoughtry	Atlanta Dream
F Nneka Ogwumike	Los Angeles Sparks
C Tina Charles	New York Liberty
G Lindsay Whalen	Minnesota Lynx
G Danielle Robinson	San Antonio Stars
G Seimone Augustus	Minnesota Lynx

## 2015

F Candace Parker	Los Angeles Sparks
F Tamika Catchings	Indiana Fever
C Brittney Griner	Phoenix Mercury
G Epiphanny Prince	New York Liberty
G Courtney Vandersloot	Chicago Sky

## 2016

F Angel McCoughtry	Atlanta Dream
F Breanna Stewart	Seattle Storm
C Sylvia Fowles	Minnesota Lynx
G Diana Taurasi	Phoenix Mercury
G Jewell Loyd	Seattle Storm

## 2017

F Nneka Ogwumike	Los Angeles Sparks
F Jonquel Jones	Connecticut Sun
C Brittney Griner	Phoenix Mercury
G Chelsea Gray	Los Angeles Sparks
G Diana Taurasi	Phoenix Mercury

## 2018

F Candace Parker	Los Angeles Sparks
G Skyler Diggins-Smith	Dallas Wings
F Maya Moore	Minnesota Lynx
C Brittney Griner	Phoenix Mercury
G Courtney Vandersloot	Chicago Sky

## 2019

F Jonquel Jones	Connecticut Sun
F Nneka Ogwumike	Los Angeles Sparks
C Liz Cambage	Las Vegas Aces
G Diamond DeShields	Chicago Sky
G Odyssey Sims	Minnesota Lynx

## 2020

F Napheesa Collier	Minnesota Lynx
F DeWanna Bonner	Connecticut Sun
C Myisha Hines-Allen	Washington Mystics
G Diana Taurasi	Phoenix Mercury
G Skyler Diggins-Smith	Phoenix Mercury



## ALL-TIME WNBA SECOND TEAMS

### 2021

F A'ja Wilson	Las Vegas Aces
F Sylvia Fowles	Minnesota Lynx
C Tina Charles	Washington Mystics
G Courtney Vandersloot	Chicago Sky
G Arike Ogunbowale	Dallas Wings

### 2022

F Alyssa Thomas	Connecticut Sun
F Nneka Ogumike	Los Angeles Sparks
F Jonquel Jones	Connecticut Sun
C Sylvia Fowles	Minnesota Lynx
G Sabrina Ionescu	New York Liberty



# ALL-TIME WNBA ROOKIE TEAMS

## 2005

G Temeka Johnson Washington Mystics  
 G Tan White Indiana Fever  
 C Katie Feenstra San Antonio Silver Stars  
 G Chelsea Newton Sacramento Monarchs  
 F Kara Braxton Detroit Shock

## 2006

F Sophia Young San Antonio Silver Stars  
 G/F Monique Currie Charlotte Sting  
 F/C Candice Dupree Chicago Sky  
 G Seimone Augustus Minnesota Lynx  
 G Cappie Pondexter Phoenix Mercury

## 2007

G Armintie Price Chicago Sky  
 G Sidney Spencer Los Angeles Sparks  
 G Lindsey Harding Minnesota Lynx  
 F Camille Little San Antonio Silver Stars  
 G Marta Fernandez Los Angeles Sparks

## 2008

F Candace Parker Los Angeles Sparks  
 G Candice Wiggins Minnesota Lynx  
 C Sylvia Fowles Chicago Sky  
 C Nicky Anosike Minnesota Lynx  
 G Matee Ajavon Houston Comets  
 F Amber Holt Connecticut Sun

## 2009

F Angel McCoughtry Atlanta Dream  
 G/FDeWanna Bonner Phoenix Mercury  
 G Shavonte Zellous Detroit Shock  
 G Renee Montgomery Minnesota Lynx  
 G Marissa Coleman Washington Mystics

## 2010

F/C Tina Charles Connecticut Sun  
 F Kelsey Griffin Connecticut Sun  
 G/F Monica Wright Minnesota Lynx  
 G Epiphanny Prince Chicago Sky  
 G Kalana Greene New York Liberty

## 2011

F Maya Moore Minnesota Lynx  
 G Danielle Robinson San Antonio Silver Stars  
 G Courtney Vandersloot Chicago Sky  
 F Danielle Adams San Antonio Silver Stars  
 C Liz Cambage Tulsa Shock

## 2012

F Candace Parker Los Angeles Sparks  
 F Sophia Young San Antonio Silver Stars  
 C Tina Charles Connecticut Sun  
 G Armintie Price Atlanta Dream  
 G Danielle Robinson San Antonio Silver Stars

## 2013

G/F Elena Delle Donne Chicago Sky  
 C Brittney Griner Phoenix Mercury  
 G Alex Bentley Atlanta Dream  
 F Kelsey Bone New York Liberty  
 G Skylar Diggins Tulsa Shock

## 2014

G Bria Hartley Washington Mystics  
 G Kayla McBride San Antonio Stars  
 C Chiney Ogwumike Connecticut Sun  
 G Odyssey Sims Tulsa Shock  
 F Alyssa Thomas Connecticut Sun

## 2015

G Jewell Loyd Seattle Storm  
 G Brittany Boyd New York Liberty  
 G Ana Dabovic Los Angeles Sparks  
 C Kiah Stokes New York Liberty  
 C Natalie Achonwa Indiana Fever  
 F Ramu Tokashiki Seattle Storm

## 2016

G Moriah Jefferson San Antonio Stars  
 F Aerial Powers Dallas Wings  
 F Breanna Stewart Seattle Storm  
 C Imani Boyette Chicago Sky  
 G Tiffany Mitchell Indiana Fever

## 2017

G Alisha Gray Dallas Wings  
 G Kelsey Plum San Antonio Stars  
 G Brittney Sykes Atlanta Dream  
 G Kaela Davis Dallas Wings  
 G Shatori Walker-Kimbrough Washington Mystics

## 2018

F A'ja Wilson Las Vegas Aces  
 G Ariel Atkins Washington Mystics  
 G Diamond DeShields Chicago Sky  
 F Azura Stevens Dallas Wings  
 G Kelsey Mitchell Indiana Fever

## 2019

Napheesa Collier Minnesota Lynx  
 Teaira McCowan Indiana Fever  
 Arike Ogunbowale Dallas Wings  
 Jackie Young Las Vegas Aces  
 Brianna Turner Phoenix Mercury

## 2020

Crystal Dangerfield Minnesota Lynx  
 Chennedy Carter Atlanta Dream  
 Satou Sabally Dallas Wings  
 Julie Allemand Los Angeles Sparks  
 Jazmine Jones New York Liberty

## 2021

Charli Collier Dallas Wings  
 Dana Evans Chicago Sky  
 Aari McDonald Atlanta Dream  
 Michaela Onyenwere New York Liberty  
 DiDi Richards New York Liberty

## 2022

Shakira Austin Washington Mystics  
 Queen Egbo Indiana Fever  
 Rebekah Gardner Chicago Sky  
 Rhyne Howard Atlanta Dream  
 NaLyssa Smith Indiana Fever



# WNBA PLAYOFF HISTORY

## WNBA CHAMPIONS

YEAR	WINNING TEAM	COACH	LOSING TEAM	COACH	SERIES
1997	Houston Comets	Van Chancellor	New York Liberty	Nancy Darsch	1-0
1998	Houston Comets	Van Chancellor	Phoenix Mercury	Cheryl Miller	2-1
1999	Houston Comets	Van Chancellor	New York Liberty	Richie Adubato	2-1
2000	Houston Comets	Van Chancellor	New York Liberty	Richie Adubato	2-0
2001	Los Angeles Sparks	Michael Cooper	Charlotte Sting	Anne Donovan	2-0
2002	Los Angeles Sparks	Michael Cooper	New York Liberty	Richie Adubato	2-0
2003	Detroit Shock	Bill Laimbeer	Los Angeles Sparks	Michael Cooper	2-1
2004	Seattle Storm	Anne Donovan	Connecticut Sun	Mike Thibault	2-1
2005	Sacramento Monarchs	John Whisenant	Connecticut Sun	Mike Thibault	3-1
2006	Detroit Shock	Bill Laimbeer	Sacramento Monarchs	John Whisenant	3-2
2007	Phoenix Mercury	Paul Westhead	Detroit Shock	Bill Laimbeer	3-2
2008	Detroit Shock	Bill Laimbeer	San Antonio Silver Stars	Dan Hughes	3-0
2009	Phoenix Mercury	Cory Gaines	Indiana Fever	Lin Dunn	3-2
2010	Seattle Storm	Brian Agler	Atlanta Dream	Marynell Meadors	3-0
2011	Minnesota Lynx	Cheryl Reeve	Atlanta Dream	Marynell Meadors	3-0
2012	Indiana Fever	Lin Dunn	Minnesota Lynx	Cheryl Reeve	1-3
2013	Minnesota Lynx	Cheryl Reeve	Atlanta Dream	Fred Williams	3-0
2014	Phoenix Mercury	Sandy Brondello	Chicago Sky	Pokey Chatman	3-0
2015	Minnesota Lynx	Cheryl Reeve	Indiana Fever	Stepahnie White	3-2
2016	Los Angeles Sparks	Brian Agler	Minnesota Lynx	Cheryl Reeve	3-2
2017	Minnesota Lynx	Cheryl Reeve	Los Angeles Sparks	Brian Agler	3-2
2018	Seattle Storm	Dan Hughes	Washington Mystics	Mike Thibault	3-0
2019	Washington Mystics	Mike Thibault	Connecticut Sun	Curt Miller	3-2
2020	Seattle Storm	Gary Kloppenburg	Las Vegas Aces	Bill Laimbeer	3-0
2021	Chicago Sky	James Wade	Phoenix Mercury	Sandy Brondello	3-1
2022	Las Vegas Aces	Becky Hammon	Connecticut Sun	Curt Miller	3-1

## CONFERENCE WINNERS (REGULAR SEASON)

YEAR	EAST	W-L	WEST	W-L
1997	Houston	18-10	Phoenix	16-12
1998	Cleveland	20-10	Houston	27-3
1999	New York	18-14	Houston	26-6
2000	New York	20-12	Los Angeles	28-4
2001	Cleveland	22-10	Los Angeles	28-4
2002	New York	18-14	Los Angeles	25-7
2003	Detroit	25-9	Los Angeles	24-10
2004	Connecticut	18-16	Los Angeles	25-9
2005	Connecticut	26-8	Sacramento	25-9
2006	Connecticut	26-8	Los Angeles	25-9
2007	Detroit	24-10	Phoenix	23-11
2008	Detroit	22-12	San Antonio	24-10
2009	Indiana	22-12	Phoenix	23-11
2010	Washington	22-12	Seattle	28-6
2011	Indiana	21-13	Minnesota	27-7
2012	Connecticut	25-9	Minnesota	27-7
2013	Chicago	24-10	Minnesota	26-8
2014	Atlanta	19-15	Phoenix	29-5
2015	New York	23-11	Minnesota	22-12
2016	New York	21-13	Minnesota	28-6
2017	New York	22-12	Minnesota	27-7
2018	Atlanta	23-11	Seattle	26-8
2019	Washington	26-8	Los Angeles	22-12
2020	Seattle Storm	18-4	Las Vegas Aces	18-4
2021	Connecticut Sun	26-6	Las Vegas Aces	24-8
2022	Chicago Sky	26-10	Las Vegas Aces	26-10



## First-round Picks

Pick	Team	Player
1	Indiana Fever	Aliyah Boston, South Carolina
2	Minnesota Lynx	Diamond Miller, Maryland
3	Dallas Wings	Maddy Siegrist, Villanova
4	Dallas Wings (via Washington Mystics)	Stephanie Soares, Iowa State
5	Dallas Wings	Lou Lopez Senechal, UConn
6	Atlanta Dream	Haley Jones, Stanford
7	Indiana Fever	Grace Berger, Indiana
8	Atlanta Dream	Laeticia Amihere, South Carolina
9	Seattle Storm	Jordan Horston, Tennessee
10	Los Angeles Sparks	Zia Cooke, South Carolina
11	Dallas Wings	Abby Meyers, Maryland
12	Minnesota Lynx	Maia Hirsch, France

## Second-round picks

Pick	Team	Player
13	Indiana Fever	Taylor Mikesell, Ohio State
14	Los Angeles Sparks	Shaneice Swain, Australia
15	Atlanta Dream	Leigha Brown, Michigan
16	Minnesota Lynx	Dorka Juhasz, UConn
17	Indiana Fever	LaDazhia Williama, LSU
18	Seattle Storm	Madi Williams, Oklahoma
19	Dallas Wings	Ashley Joens, Iowa State
20	Washington Mystics	Elena Tsineke, South Florida
21	Seattle Storm	Dulcy Fankam Mendjiadeu, South Florida
22	Connecticut Sun	Alexis Morris, LSU
23	Chicago Sky	Kayana Traylor, Virginia Tech
24	Minnesota Lynx	Brea Beal, South Carolina

## Third-round picks

Pick	Team	Player
25	Indiana Fever	Victoria Saxton, South Carolina
26	Los Angeles Sparks	Monika Czinano, Iowa
27	Phoenix Mercury	Destiny Harden, Miami
28	Minnesota Lynx	Taylor Soule, Virginia Tech
29	Phoenix Mercury	Kadi Siassoko, USC
30	New York Liberty	Okako Askia, USC
31	Dallas Wings	Paige Robinson, Illinois State
32	Washington Mystics	Txell Alarcon, Spain
33	Seattle Storm	Jade Loville, Arizona
34	Connecticut Sun	Ashten Prechtel, Stanford
35	Chicago Sky	Kseniya Malashka, Middle Tennessee
36	Las Vegas Aces	Brittany Davis, Alabama





# OUR HOME





## COLLEGE PARK CENTER



College Park Center, which opened in February of 2012, represents a dream come true for a generation of alumni, faculty, staff, and community members. And for the next generation of students, it offers a vision of great things to come. Located deep in the heart of downtown Arlington, its location was strategically chosen to help lure both the Arlington community and the nearly 33,000 UT Arlington college students to the revitalized downtown area.

College Park Center is home to the WNBA Dallas Wings and the University's men's and women's basketball and volleyball teams, and to numerous high-profile events and entertainment, conferences, and community activities.

As part of its commitment to academic excellence, the University has devoted significant space to an academic support study center with a study hall, computer lab, group study room, and areas for academic advising.

College Park Center is located in downtown Arlington in the College Park District, located to the east of the main UT Arlington campus and spanning more than 20 acres. The Center is surrounded by a wide variety of retail stores and restaurants.

Designed by Dallas, Texas architects, HKS, Inc., College Park Center is expected to meet LEED (Leadership in Energy and Environmental Design) Gold standards, incorporating many energy-efficient features including low-emittance glazed windows, a highly reflective roof that reduces the solar load on the building, and a low-use water system. The building incorporates regional materials and includes native landscaping. The exterior mixes brick and stone exteriors with windows that stretch nearly the full height of the 50-foot building. The building is oriented to allow natural light to flow onto the concourses.







## CITY OF ARLINGTON, TEXAS



Arlington is proud to be the home of the Dallas Wings.

This fast-rising WNBA team is one of the newest additions to The American Dream City, which also include the Texas Rangers, the Dallas Cowboys, Six Flags Over Texas, Hurricane Harbor, and the International Bowling Museum and Hall of Fame. Arlington is also excited to see the opening of the Texas Live! entertainment complex later this year, the Live! by Loews luxury hotel in 2019 and the retractable-roof Globe Life Field in 2020.

In addition to a world-class Entertainment District, the city is home to diverse and rich cultural and educational opportunities. The state-designated Cultural District in Downtown includes the Levitt Pavilion, Theatre Arlington, Arlington Music Hall, the Arlington Museum of Art and a variety of galleries, recording studios and public art.

Major employers here include the Arlington Independent School District, University of Texas at Arlington, General Motors and Texas Health Resources. The Parks Mall at Arlington, Arlington Highlands and Lincoln Square shopping centers are among the major retail and dining destinations that help keep the city's economy humming.

Arlington is the seventh largest city in Texas and the 50th largest in the nation. This 99-square-mile city borders Kennedale, Grand Prairie, Mansfield and Fort Worth, and surrounds the smaller communities of Dalworthington Gardens and Pantego. Arlington, which is ranked among the best cities in Texas to raise a family, also boasts nearly 100 public parks that aim to improve our residents' quality of life, a robust public library system that offers services and programs for people of all ages, great schools and affordable housing options.





# IN-GAME ENTERTAINMENT





### FAMILY FUN ENTERTAINMENT

The Dallas Wings provide an unique in-game experience, catering to a diverse fan base. Our family-friendly environment provides 40 minutes of high-intensity basketball action coupled with entertainment for fans of all ages. Whether its a casual night out or to enjoy one of our many special themed nights, a Dallas Wings game will be one you won't forget.

Our enthusiastic in-game talent bring the personality to keep the crowd pumped and engaged from tip-off to the final buzzer. With the addition of a range of music, interactive games and giveaways, there isn't a boring moment with the Wings!





## LIGHTNING THE MASCOT

LIGHTNING, the official mascot of the Dallas Wings, made her grand debut on May 20, 2017. As a Pegasus, she represents Dallas-Fort Worth, where the winged horse flies high above the city and communities. She believes in the strength of Dallas-Fort Worth, encouraging fans to cheer on and support their team. Lightning electrifies the arena and community with her bright personality and cheerful enthusiasm, inspiring fans to get on their feet and rally behind the players from tip-off to the final buzzer.





## FLIGHT CREW

The Dallas Wings dance team, the Flight Crew, is new this season as a co-ed dance performance group who will perform at every Dallas Wings home game. The team is coached by Brittani McLaurin, former professional dancer who also coaches at the University of North Texas and the Panther City Lacrosse Club. The team consists of 13 members who will assist in game day presentation, including t-shirt tosses, giveaway activations, and fan contests. The team will also be seen at several community events throughout the season assisting with the growing brand of the Dallas Wings in DFW. For any inquiries about the Dallas Wings Flight Crew, please contact Brittani McLaurin, [bmclaurin@dallaswings.com](mailto:bmclaurin@dallaswings.com)

# 2023 DALLAS WINGS FLIGHT CREW





# COMMUNITY RELATIONS





# DALLAS WINGS

## COMMUNITY FOUNDATION

Every year, the Dallas Wings partner with a number of local organizations for projects and programs aimed at positively impacting the lives of the children and families that the organization serves and plays for. Using women’s basketball as the vehicle, the Dallas Wings look to inspire youth and families while promoting health and wellness and education across all community initiatives.

Established in 2017, The Dallas Wings Community Foundation (DWCF) is the philanthropic and charitable giving arm of the Dallas Wings. Through DWCF, the Dallas Wings is deeply committed to creating programs that improve the quality of life for all people with special emphasis on programs that promote service, legacy, and inspiring women.

By supporting community events and initiatives as well as scheduled player and coach appearances to schools, organizations, hospitals, and neighboring communities, the Dallas Wings look to Rise Together with the community to make a lasting difference in the Dallas-Fort Worth metroplex.



**Women & Girls:**

Programs that are committed to empower and celebrate women and girls through community initiatives that advocate and promote equitable and fair treatment across genders.

**Social Justice:**

Programs that promote diversity, equity, and inclusivity with an emphasis of representation of fairness and protection to all, regardless of gender, race, religion, disabilities, ethnicity, or sexual orientation.

**Youth Sports:**

Programs providing youth the opportunity to participate in sports and activities regardless of gender, race, religion, disabilities, ethnicity, or sexual orientation.

**Health & Wellness:**

Programs that promote healthy lifestyles to include health awareness and prevention resources, physical fitness, nutrition, and mental wellness.

**Education:**

Programs that improve student learning outcomes, support educators and educational institutions, and provide access to education to include adult learning and life skills.



# MEDIA







## CREDENTIALS

Media members planning to cover upcoming Dallas Wings home matches at College Park Center during the 2023 season should complete the forms at [wings.wnba.com/media-credentials](https://wings.wnba.com/media-credentials).

Applying for credentials does not guarantee credentials will be approved. Credentials will be for working media/photo that need access to designated locations to produce editorial coverage. This includes established newspapers, TV, radio and legitimate digital websites that produce consistent and professional content adhering to accepted journalistic principles.

Contact Kayte Ledbetter at [kledbetter@dallaswings.com](mailto:kledbetter@dallaswings.com) with any questions.

## SEATING

Seating at College Park Center press tables is restricted to accredited working media representatives. Media seating can be found above section 105. Non-working media will be seated in reserved seat areas when seats are available. Photographers will be assigned a photo lane and must remain in their spot while being respectful of the fans around them.

## AUTOGRAPHS/PHOTOS

Seeking autographs, photos or souvenir items from players or coaches is strictly prohibited and subject to forfeiture of credential.

## MEDIA ENTRANCE

The media entrance is located at Gate 3 on the north side of College Park Center across from the parking garage. Only media members who hold Dallas Wings or WNBA media credentials will be admitted through this entrance.

## MEDIA ROOM

Located on the Event Level of College Park Center on the west side, it is accessible by elevator or stairs near the UTA Athletic Offices. The media room is limited to members of the media with valid Dallas Wings or WNBA media credentials. Credentials must be seen at all times. The professional intent of the room is to provide a meeting and working place for the media and game personnel. Any abuse of the media room and/or media privileges will result in forfeiture of your credential.

## SERVICES

Complete statistics, along with pregame notes, lineups, information regarding injuries and other pertinent facts, will be furnished by the Dallas Wings Basketball Communications Department. Final boxscores, play-by-play, postgame quotes and notes will be available following the game in the media room. Complimentary wireless internet access is available in the media room and the seating bowl.

To stay up to date for all Wings information [dallaswings.com](https://dallaswings.com) is your ultimate web source. Fans can visit [dallaswings.com](https://dallaswings.com) for constant updated coverage on their team, highlight videos, community initiatives, off-the-court news, ticket information, roster, statistics, schedule and broadcast information. Fans may also get Dallas Wings merchandise, player bios, feature stories, historical information and upcoming promotions.

Be social and follow the Wings on our social channels via Facebook, Twitter, Instagram. Fans can stay up to the minute access to the team [@dallaswings](https://twitter.com/dallaswings).

## For all media inquiries and credential requests

Contact:

Andy Esworthy, [Aesworthy@dallaswings.com](mailto:Aesworthy@dallaswings.com)

Kayte Ledbetter, [kledbetter@dallaswings.com](mailto:kledbetter@dallaswings.com)

## WNBA MEDIA ACCESS POLICIES

**PREGAME** - In-person media will be able to view the last 15 minutes of shootaround. Two players will be available via Zoom. All other players and coaches will be available for 15 minutes for in-person media following the conclusion of shootaround.

Head Coach Latricia Trammell will be available 75 minutes prior to tipoff and two key starters will be available jointly in the press conference room 60 minutes prior for Zoom and in-person media. Availability and times will be distributed prior to game day.

**POSTGAME** - Postgame interviews with a team's head coach and select players will take place in the press conference room at College Park Center. In lieu of interviews in the locker room, postgame requests by in-person media with additional players - defined as those not taking part in the interview room press conference- will take place in a suitable, alternate location

No later than 10 minutes following the game, each head coach and two players (leading scorer and key contributor) per team will be available in separate press conference room for in-person and Zoom media.

After the conclusion of the presser with head coach and two key players, any additional players requested by in-person media ONLY (through team PR) are required to be available for interviews in interview room of hallway outside of the locker room.

**PRACTICE** - The last 30 minutes of each practice will be open to the media, unless otherwise posted by the Dallas Wings PR Office. Media planning to attend practice should confirm that morning that practice times have not changed or that practice has not been canceled. All other players and coaches will be available for 20 minutes for in-person media following the conclusion of practice. Please refer to the Media Availability Schedule distributed every Monday for player availability/zoom links.

## PHOTOGRAPHERS

Limited space is available for photographers and videographers along each baseline, with exact locations to be determined on game day. All cameras are required to have rubber lens shades. Absolutely no tripods allowed. Use of flash is prohibited. Photographers cannot take pictures from, or block the escape lanes next to the baskets. No food or drink is allowed on the floor. Photographers are not allowed on court during the game. Photographers must stay in their designated areas and are asked to be considerate of fans directly in their viewing area.



# WNBA MEDIA DIRECTORY



ATLANTA DREAM  
KELSEY BIBIK  
Kelsey.bibik@atlantadream.net  
(858) 361-9855 (Cell)



CHICAGO SKY  
CARLY EBISUYA  
cebisuya@chicagosky.net  
(714) 305-6808 (Cell)



CONNECTICUT SUN  
ALEXANDRA MAUND  
amaund@connecticutsun.com  
(860) 705-9649 (Office)  
CAROLINE O'KEEFE  
cokeefe@connecticutsun.com  
(860) 823-7561 (Office)



DALLAS WINGS  
ANDY ESWORTHY  
aesworthy@dallaswings.com  
(817) 900-2678 (Office)  
KAYTE LEDBETTER  
kledbetter@dallaswings.com  
(636) 328-8571 (Cell)



INDIANA FEVER  
RYAN STEVENS  
rstevens@feverbasketball.com  
(309) 846-4766 (CELL)



LAS VEGAS ACES  
JOHN MAXWELL  
jmaxwell@lasvegasaces.com  
(951) 203-3208 (Cell)



LOS ANGELES SPARKS  
MARA POWNER  
mpowner@la-sparks.com  
(720) 838-1396 (Cell)  
JESENY ESCOBAR  
jescobar@la-sparks.com  
(951) 448-4504 (Cell)



MINNESOTA LYNX  
ABBEY ZEPPER  
Abbey.Zepper@lynxbasketball.com  
(218) 457-0969 (Cell)



NEW YORK LIBERTY  
BRYAN FLANNERY  
bflannery@nyliberty.com  
(631) 626-5586 (Cell)



PHOENIX MERCURY  
OLIVIA KUBY  
okuby@suns.com  
(480) 251-7505 (Cell)



SEATTLE STORM  
JEFF HOFFMAN  
jhoffman@storbasketball.com  
(562) 305-8256 (Cell)  
ROBERTA RODRIGUES  
rrodrigues@storbasketball.com  
(347) 409-2653 (Cell)



WASHINGTON MYSTICS  
KETSIA COLIMON  
Kcolimon@monumentalsports.com  
(571) 235-6305 (Cell)  
KARA SWIRSKY  
kswirsky@monumentalsports.com  
(231) 286-4533 (Cell)



WNBA COMMUNICATIONS  
Dina Skokos  
dskokos@nba.com  
212-407-8840(office) // 201-682-9443 (cell)

Ron Howard  
rhoward@nba.com  
212-407-8641 (office) // 201-293-1068 (cell)

Sam Tager  
stager@nba.com  
212-407-8358 (office) // 201-293-1438 (cell)



The Dallas Wings released the team’s 2023 broadcast schedule today, which features all 40 games available on linear television for the first time in team history. The schedule includes 15 games that will be televised nationally, including four games on ABC, one on CBS and 10 on ION. Locally, 25 games will be featured on Bally Sports Southwest or Bally Sports Southwest Extra.


Furthermore, the Wings will have six games broadcast on NBATV during the 2023 season and three games that will be streamed on Twitter and the Meta Quest platform. All games on NBATV, Twitter and Meta will also be available on the Bally Sports Southwest platforms.

Bally Sports Southwest returns as the team’s local broadcast partner and will air 25 Wings games on Bally Sports Southwest or Bally Sports Southwest Extra. Fans who are subscribers of Bally Sports Southwest will be able to stream Wings games live on the Bally Sports app and on BallySports.com. Fans who are subscribers of Bally Sports Southwest will be able to stream Wings games live on the Bally Sports app and on BallySports.com when you log in with your pay-TV credentials or subscribe to the new Bally Sports+ streaming service.

**RON THULIN, DALLAS WINGS PLAY-BY-PLAY**

Veteran broadcaster Ron Thulin returns for his eighth year as the TV voice of the Dallas Wings. During his career, Ron has worked for the NBA on TNT, the San Antonio Spurs, the Atlanta Hawks, FOX sports handling college football, Big 12 women's basketball, and ACC basketball.

He has also been part of numerous Olympic games calling Alpine events, men's and women's basketball and gymnastics. A Trophy Club resident, Ron lives with his wife of 34 years Paula and the couple have two daughters, Katie and Joanna.



**RAEGAN PEBLEY, DALLAS WINGS COLOR ANALYST**

Pebley, enters her eighth season as the Dallas Wing color analyst for broadcast. As the head coach of the Texas Christian University women's basketball program, Pebley brings in a wealth of knowledge from a coaching perspective that adds great value to the Wings broadcast.

Pebley, is a graduate of Colorado University and was one of nine players in CU history to score over 1,000 career points (1,045) and collect over 700 rebounds (701). Pebley played under legendary head coach Ceal Barry at Colorado, who in 2004 became the 24th coach ever in women's NCAA history to reach 500 career wins.



**SHAVONNE HERNDON, DALLAS WINGS SIDELINE REPORTER**

Joining the Bally Sports team for her first season on the sideline is Shavonne Herndon. Herndon is a former news reporter in Waco and Longview, Texas and Shreveport, La.



**Tickets for any Dallas Wings home game can be purchased in one of four ways:**

## **ONLINE**

Visit [dallaswings.com](http://dallaswings.com) and click on Tickets or use the AXS Tickets App to buy tickets.

## **BY PHONE**

Call 817-469-9464 to use a major credit card. Orders are accepted up to tipoff. Tickets will be conveniently delivered via AXS Tickets.

## **COLLEGE PARK CENTER BOX OFFICE**

Visit the College Park Center Box Office at 600 S. Center St., located on the north end of the building. The box office is open Monday through Friday from 9:00 a.m. until 5:00 a.m. and open 2 hours prior to tipoff on weekend games. The box office accepts cash, certified checks, Visa, MasterCard, Discover and American Express.

## **SEASON TICKETS**

Full Season Plans and Flex Plans are available. For information, call or text 817-469-9464, email [tickets@dallaswingsbasketball.com](mailto:tickets@dallaswingsbasketball.com) or visit [dallaswings.com](http://dallaswings.com) and click on Tickets.

## **GROUP TICKETS**

Groups of 10 or more are welcome to buy tickets at a reduced rate. Every group receives scoreboard recognition. Many exciting fan experiences are available including Halftime Performances and High Five Lines for qualified groups.

## **NIGHTLY SUITE RENTALS**

The suite accommodates 24 guests and includes tickets, parking and catering. For information, call 817-469-9464 and ask for a ticket executive.

## **COURTSIDE CLUB**

This season, the Wings are offering access to an all-inclusive courtside club, which is available to all courtside and suite members. Mirroring the Wings suite, the Wings Courtside Club will include a rotating buffet style menu, beer, wine, soda and water. For information on purchasing seats with access to both clubs, call 817-469-9464 or email [tickets@dallaswings.com](mailto:tickets@dallaswings.com).



DALLASWINGS.COM // 817.469.9464

