



2018-2019

# MEDIA GUIDE

## TABLE OF CONTENTS

TV/Radio Roster .....	2
Broadcast Notes .....	3
2018-19 Schedule.....	4
2018-19 Opponents .....	5-7
Coach/Staff Bios .....	8-10
Student-Athlete Bios .....	11-12
2017-18 Stats .....	13-14
Opponent History .....	15-29
Records .....	30-49
Top Scoring Performances .....	32-33
Honors .....	50-52
NBA Draft.....	53
In the Polls .....	54-55
vs. Ranked Opponents .....	56-58
Yearly Results.....	59-72
All-Time Letterwinners .....	73-74
All-Time Jersey Numbers.....	75-76
Individual Career Stats.....	77-81
McKale Center Information.....	82

## 2018-19 ARIZONA ROSTER

No.	Name	Cl.	Pos.	Ht.	Wt.	Hometown (Previous School)
1	Devonaire Doutrive	Fr.	G	6-5	175	Dallas, Texas (Birmingham HS (Calif.))
2	Brandon Williams	Fr.	G	6-2	190	Los Angeles, Calif. (Crespi Carmelite HS)
3	Dylan Smith	R-Jr.	G	6-5	170	Mobile, Ala. (UNC Asheville)
4	Chase Jeter	R-Jr.	C/F	6-10	230	Las Vegas, Nev. (Duke)
5	Brandon Randolph	So.	G	6-6	180	Yonkers, N.Y. (Westtown School (Pa.))
10	Ryan Luther	Sr.	F	6-9	225	Gibsonia, Pa. (University of Pittsburgh)
11	Ira Lee	So.	F	6-7	235	Los Angeles, Calif. (Crossroads School)
12	Justin Coleman	Sr.	G	5-10	170	Birmingham, Ala. (Samford University)
23	Alex Barcello	Fr.	G	6-3	180	Phoenix, Ariz. (Corona del Sol HS)
24	Emmanuel Akot	Fr.	G	6-7	190	Winnipeg, Canada (Wasatch Academy (Utah))
50	Alec Spence	Fr.	G	6-6	195	St. Louis, Mo. (Saint Louis Country Day School)
52	Kory Jones	R-So.	G	6-3	170	Herndon, Va. (Westfield HS)
54	Matthew Weyand	So.	F	6-5	190	Irvine, Calif. (Mater Dei HS)
55	Jake DesJardins	Jr.	F	6-6	215	Henderson, Nev. (Coronado HS)

## COACHING STAFF

**Head Coach:** Sean Miller, 10th season (Pittsburgh '92)

**Assistant Coaches:** Mark Phelps, fourth season (Old Dominion '96), Justin Gainey, first season (NC State '00), Danny Peters, first season (Ohio State '10)

**Director of Basketball Operations:** Ryan Reynolds, 10th season (Xavier '07)

**Assistant Director of Basketball Operations:** Austin Carroll, third season (American '14)

## 2018-19 ARIZONA QUICK FACTS

### UNIVERSITY INFORMATION

<b>Location</b> .....	Tucson, Ariz.
<b>Enrollment</b> .....	42,236
<b>Founded</b> .....	1885
<b>Nickname</b> .....	Wildcats
<b>Colors</b> .....	Cardinal & Navy
<b>President</b> .....	Dr. Robert Robbins
<b>AD</b> .....	Dave Heeke
<b>FAR</b> .....	Ricardo Valerdi
<b>Conference</b> .....	Pac-12
<b>Arena</b> .....	McKale Center (1973)
<b>Capacity</b> .....	14,644
<b>Web Site</b> .....	arizonawildcats.com

### COACHING STAFF

<b>Head Coach</b> .....	Sean Miller
<b>Alma Mater</b> .....	Pittsburgh '92
<b>Season at Arizona</b> .....	10th
<b>Season as a Head Coach</b> .....	15th
<b>Asst. Coaches</b> .....	Mark Phelps Justin Gainey Danny Peters
<b>Dir. of Operations</b> .....	Ryan Reynolds
<b>Ast. Dir. of Ops</b> .....	Austin Carroll
<b>Athletic Trainer</b> .....	Justin Kokoskie
<b>Strength Coach</b> .....	Chris Rounds
<b>Basketball Phone</b> .....	(520) 621-2430

### TEAM INFORMATION

<b>2017-18 Overall Record</b> .....	27-8
<b>2017-18 Home Record</b> .....	15-1
<b>2017-18 Road Record</b> .....	8-3
<b>2017-18 Neutral Record</b> .....	4-4
<b>2017-18 Pac-12 Record</b> .....	14-4
<b>2017-18 Pac-12 Finish</b> .....	1st
<b>2017-18 Final Ranking</b> .....	12 (AP) NR (USA Today)
<b>2018 Postseason</b> .....	NCAA First Round
<b>Starters R/L</b> .....	0/5
<b>Letterwinners R/L</b> .....	5/6

### Key Returners

Dylan Smith .....	4.3 ppg, 1.6 rpg, 81.0% FT
Brandon Randolph .....	3.7 ppg, 73.1% FT
Alex Barcello .....	2.4 ppg, 1.0 rpg, 1.0 apg
Ira Lee .....	2.4 ppg, 2.3 apg, 46.2% FG
Emmanuel Akot.....	1.8 ppg, 1.1 rpg, 1.0 apg

### Key Newcomers

Justin Coleman.....	Sr., G, 5-10/170
Devonaire Doutrive.....	Fr., G, 6-5/175
Chase Jeter .....	R-Jr., C/F, 6-10/230
Ryan Luther .....	Sr., F, 6-9/225
Brandon Williams .....	Fr., G, 6-2/190

### PRONUNCIATION

Emmanuel AKOT	A-COT
Alex BARCELLO	Bar-Sell-O
Jake DESJARDINS	Des-JAR-dins
DEVONAIRE DOUTRIVE	DEV-IN-AIR DOO-Tree-V

### PROGRAM HISTORY

<b>First Season</b> .....	1904-05
<b>NCAA Tourn. Apps.</b> .....	33 (Last: 2018)+
<b>NCAA Tourn. Rec.</b> .....	56-32 (.636)+
<b>Final Four Apps</b> .....	4 (Last: 2001)
<b>Pac-12 Tourn. Rec.</b> .....	33-14 (.702)+
<b>Pac-12 Titles</b> .....	16 (Last: 2018)
<b>Pac-12 Tourn. Titles</b> .....	7 (Last: 2018)

### ATHLETICS COMMUNICATIONS

<b>Basketball SID</b> .....	Daniel Berk
<b>Office Phone</b> .....	(520) 621-1814
<b>Email</b> .....	dberk@email.arizona.edu
<b>Office Fax</b> .....	(520) 621-2681

<b>Basketball SID</b> .....	Matt Ensor
<b>Office Phone</b> .....	(520) 621-0916
<b>Email</b> .....	mensor@email.arizona.edu
<b>Office Fax</b> .....	(520) 621-2681

### Office Mailing Address

University of Arizona Athletics  
McKale Center  
1 National Championship Drive  
P.O. Box 210096  
Tucson, AZ 85721

+ - adjusted for vacated games due to NCAA infractions



**#1 DEVONAIRE DOUTRIVE**  
6-5 // 175 // Fr. // G  
Dallas, Texas



**#2 BRANDON WILLIAMS**  
6-2 // 190 // Fr. // G  
Los Angeles, Calif.



**#3 DYLAN SMITH**  
6-5 // 170 // R-Jr. // G  
Mobile, Ala.



**#4 CHASE JETER**  
6-10 // 230 // R-Jr. // C/F  
Las Vegas, Nev.




**#5 BRANDON RANDOLPH**  
6-6 // 175 // So. // G  
Yonkers, N.Y.



**#10 RYAN LUTHER**  
6-9 // 225 // Sr. // F  
Gibsonia, Pa.



**#11 IRA LEE**  
6-7 // 235 // So. // F  
Los Angeles, Calif.



**#12 JUSTIN COLEMAN**  
5-10 // 170 // Sr. // G  
Birmingham, Ala.



**#23 ALEX BARCELLO**  
6-2 // 180 // So. // G  
Chandler, Ariz.



**#24 EMMANUEL AKOT**  
6-7 // 200 // So. // G  
Winnipeg, Manitoba




**#50 ALEC SPENCE**  
6-6 // 195 // Fr. // G  
St. Louis, Mo.



**#52 KORY JONES**  
6-3 // 170 // R-So. // G  
Herndon, Va.



**#54 MATTHEW WEYAND**  
6-5 // 190 // So. // F  
Irvine, Calif.




**#55 JAKE DESJARDINS**  
6-6 // 215 // Jr. // F  
Henderson, Nev.



**SEAN MILLER**  
Head Coach  
10th Season



**MARK PHELPS**  
Assistant Coach  
Fourth Season



**JUSTIN GAINNEY**  
Assistant Coach  
First Season



**DANNY PETERS**  
Assistant Coach  
First Season

## COMING OFF A CHAMPIONSHIP SEASON

The 2017-18 season saw the Arizona Wildcats build upon their championship pedigree in the Pac-12 Conference. UA won both the regular season conference championship and the Pac-12 Tournament in the same year for a second consecutive season. It marked just the second time in Pac-12 history that a program has won four conference titles in two years with Arizona also achieving the feat in the 1987-88 and 1988-89 seasons.

## AYTON MAKES ARIZONA HISTORY

Deandre Ayton, who compiled one of the greatest seasons in program history as a freshman in 2017-18, added another chapter to the storied history of Wildcats and the NBA Draft. Ayton became the first UA player to be selected No.1 overall when the Phoenix Suns selected the Bahamas native in the 2018 NBA Draft in June.

## ONE OF THE WINNINGEST PROGRAMS OVER THE LAST FIVE YEARS

With the 2018-19 season set to begin, Arizona has solidified itself as one of the winningest programs in the nation in the past five seasons. Arizona, Villanova and Kentucky have jockeyed for the title of winningest program in the nation during this five-year span.

### Most wins in the NCAA since start of 2013-14 season (as of Oct. 1)

1st	Villanova	165 wins
2nd	Gonzaga	161 wins
3rd	Kentucky	152 wins
<b>4th</b>	<b>Arizona</b>	<b>151 wins</b>
5th	Wichita State	147 wins
	Kansas	147 wins
7th	Duke	143 wins
	Virginia	143 wins
9th	North Carolina	142 wins
10th	Oregon	137 wins

In Miller's nine seasons in Tucson, UA has averaged 27.4 wins per season. Since the start of the 2010-11 season, the Wildcats have a 231-59 (.797) record, both the most wins and best winning percentage in the Pac-12 in that span.

## CONTINUING OFFENSIVE PROWESS

The Wildcats will look to carry over their offensive efficiency from last season that saw the program post one of its top offensive performances in program history. The Cats shot 50.4 percent from the field as a team, which ranked fourth in the nation. That mark was the fifth highest in the UA record book and marked the first season of shooting 50 percent or greater since 1991-92.

## PROTECTING HOME COURT

Arizona's home record of 82-3 (.965) since the start of the 2013-14 season is impressive in its' own right. Furthermore, its three home losses rank as the fewest in the country during that time.

### Programs With Eight or Fewer Home Losses Since Start of 2013-14 season (As of Oct. 1)

School	Record
Arizona	82-3
Villanova	73-4
Stephen F. Austin	72-4
Wichita State	75-5
Kentucky	83-6
Kansas	77-6
Duke	77-6
Gonzaga	72-7
Oregon	82-8
Virginia	73-8

## MCKALE CENTER DOING WHAT IT ALWAYS DOES

The 2017-18 Arizona Basketball season was yet another year of UA leading the Pac-12 Conference in attendance as Arizona averaged 14,434 fans per home game. Arizona has led the conference in average attendance for 34 consecutive seasons and did so by over 2,000 fans per game last season. Arizona ranked 16th nationally in the 2017-18 season.

School	# Of Home Games	Average Home Crowd
<b>Arizona</b>	<b>16</b>	<b>14,434</b>
Utah	17	11,710
Arizona State	17	10,603
UCLA	16	8,620
Oregon	19	8,348
Colorado	15	7,449
California	17	7,376
Washington	20	6,807
Oregon State	17	5,066
Stanford	18	4,169
USC	18	4,151
Washington State	16	2,886

## TOUGH OUT

Not only does Arizona have a high winning percentage in its last five-plus seasons, but the Wildcats have been a tough out even in defeat. UA's last 34 losses, dating back to the 2012-13 season, have been by a total of 199 points for an average margin of defeat of 5.85 points. In those 34 defeats, 30 have been by single digits with 14 coming in one-possession games.

## IN ELITE CONFERENCE OF CHAMPIONS COMPANY

Through his first nine seasons as the head coach at the University of Arizona, Sean Miller has amassed a record of 121-41 (.747) in Pac-12 games. As he prepares for the 2018-19 season, he will look to further solidify his place in the history of the Pac-12 for coaches with six or more seasons in the league.

John Wooden	UCLA	304-74 (27 seasons)	.810
Lute Olson	Arizona	321-101 (21 seasons)	.764
<b>Sean Miller</b>	<b>Arizona</b>	<b>121-41 (9 seasons)</b>	<b>.747</b>
Jim Harrick	UCLA	107-37 (8 seasons)	.743
Pete Newell	California	63-26 (6 seasons)	.708

## BARCELLO DISTRIBUTION

Alex Barcello will look to build upon his passing efficiency going into his sophomore campaign. The Phoenix native tallied 20 assists to just eight turnovers as a freshman, good for a 2.5 assist-to-turnover ratio.

## ARIZONA: A FREQUENT HOME FOR MCDONALD'S ALL-AMERICANS

Chase Jeter is the most recent McDonald's All-American to join Arizona after Deandre Ayton's tremendous freshman season in 2017-18. Jeter was a McDonald's All-American as part of the 2015 recruiting class. The redshirt junior gives UA 24 McDonald's All-Americans in program history. After landing 15 All-Americans from 1984 to 2007, Arizona has inked nine since 2012.

The list of McDonald's All-Americans to play at Arizona is as follows (alphabetical order): Hassan Adams (2002), Brandon Ashley (2012), Deandre Ayton (2017), Jerryd Bayless (2007), Mike Bibby (1996), Chase Budinger (2006), Ben Davis (1991), Sean Elliott (1985), Jason Gardner (1999), Aaron Gordon (2013), Rondae Hollis-Jefferson (2013), Richard Jefferson (1998), Grant Jerrett (2012), Chase Jeter (2015), Stanley Johnson (2014), Jawann McClellan (2004), Craig McMillan (1984), Chris Mills (1988), Khalid Reeves (1990), Mustafa Shakur (2003), Kobi Simmons (2016), Allonzo Trier (2015), Brian Williams (1987) and Loren Woods (1996).

## MILLER APPROACHING 250 WINS AT ARIZONA

As he enters his 10th season at the helm of the Arizona Basketball program, head coach Sean Miller has amassed wins at an impressive rate. Miller has 247 wins at Arizona in 321 games, which ranks among the fastest in college basketball to reach 250 wins at one institution. Here is where Miller ranks among other prominent active head coaches with 250 wins at their current school.

Bill Self (Kansas)	299 games	Jan. 11, 2012 at Texas Tech
John Calipari (Kentucky)	303 games	2017-18 season opener
Mark Few (Gonzaga)	314 games	Jan. 15, 2009 vs. Santa Clara
Roy Williams (North Carolina)	316 games	Feb. 25, 2012 at Virginia
Jim Boeheim (Syracuse)	331 games	Feb. 16, 1987 vs. Villanova
Dave Rose (BYU)	335 games	Jan. 29, 2015 vs. San Francisco
Gregg Marshall (Wichita State)	339 games	Feb. 4, 2017 vs. Illinois State
Tom Izzo (Michigan State)	352 games	Feb. 4, 2006 at Northwestern
Mike Krzyewski (Duke)	355 games	Feb. 7, 1991 vs. Virginia
Jay Wright (Villanova)	403 games	Feb. 5, 2013 at DePaul

## UPPING HIS EFFICIENCY FROM DEEP

Emmanuel Akot opened his freshman campaign by connecting on five of his first 16 attempts from deep (.313) before splitting his last eight attempts from deep in Pac-12 and postseason play.

Day	Date	Opponent	Location	Time (MST)	TV
<b>Sunday</b>	<b>Oct. 14</b>	<b>First Watch Red-Blue Game</b>	<b>Tucson, Ariz.</b>	<b>12 p.m.</b>	<b>Pac-12 Networks</b>
<b>Tuesday</b>	<b>Oct. 30</b>	<b>Western New Mexico (Exhibition)</b>	<b>Tucson, Ariz.</b>	<b>7 p.m.</b>	<b>Pac-12 Networks</b>
<b>Sunday</b>	<b>Nov. 4</b>	<b>Chaminade (Exhibition)</b>	<b>Tucson, Ariz.</b>	<b>7 p.m.</b>	<b>Pac-12 Networks</b>
<b>Wednesday</b>	<b>Nov. 7</b>	<b>Houston Baptist</b>	<b>Tucson, Ariz.</b>	<b>7 p.m.</b>	<b>Pac-12 Networks</b>
<b>Sunday</b>	<b>Nov. 11</b>	<b>Cal Poly</b>	<b>Tucson, Ariz.</b>	<b>3 p.m.</b>	<b>Pac-12 Networks</b>
<b>Wednesday</b>	<b>Nov. 14</b>	<b>UTEP</b>	<b>Tucson, Ariz.</b>	<b>6 p.m.</b>	<b>Pac-12 Networks</b>
<i>Maui Jim Maui Invitational (Lahaina Civic Center - Lahaina, Hawai'i)</i>					
<i>Monday</i>	<i>Nov. 19</i>	<i>vs. Iowa State</i>	<i>Lahaina, Hawai'i</i>	<i>7 p.m.</i>	<i>ESPN/2</i>
<i>Tuesday</i>	<i>Nov. 20</i>	<i>vs. Gonzaga/Illinois</i>	<i>Lahaina, Hawai'i</i>	<i>3/8:30 p.m.</i>	<i>ESPN/2</i>
<i>Wednesday</i>	<i>Nov. 21</i>	<i>vs. TBA</i>	<i>Lahaina, Hawai'i</i>	<i>TBA</i>	<i>ESPN/2</i>
<b>Thursday</b>	<b>Nov. 29</b>	<b>Georgia Southern</b>	<b>Tucson, Ariz.</b>	<b>7 p.m.</b>	<b>Pac-12 Networks</b>
<b>Sunday</b>	<b>Dec. 2</b>	at UConn	Hartford, Conn.	11 a.m.	ESPN2
<b>Thursday</b>	<b>Dec. 6</b>	<b>Utah Valley</b>	<b>Tucson, Ariz.</b>	<b>7 p.m.</b>	<b>Pac-12 Networks</b>
<b>Sunday</b>	<b>Dec. 9</b>	at Alabama	Tuscaloosa, Ala.	11 a.m.	ESPN
<b>Saturday</b>	<b>Dec. 15</b>	<b>Baylor</b>	<b>Tucson, Ariz.</b>	<b>9 p.m.</b>	<b>ESPN2</b>
<b>Wednesday</b>	<b>Dec. 19</b>	<b>Montana</b>	<b>Tucson, Ariz.</b>	<b>6:30 p.m.</b>	<b>Pac-12 Networks</b>
<b>Saturday</b>	<b>Dec. 22</b>	<b>UC Davis</b>	<b>Tucson, Ariz.</b>	<b>5 p.m.</b>	<b>Pac-12 Networks</b>
<b>Thursday</b>	<b>Jan. 3</b>	<b>Colorado*</b>	<b>Tucson, Ariz.</b>	<b>7 p.m.</b>	<b>FS1</b>
<b>Saturday</b>	<b>Jan. 5</b>	<b>Utah*</b>	<b>Tucson, Ariz.</b>	<b>12 p.m.</b>	<b>Pac-12 Networks</b>
<b>Wednesday</b>	Jan. 9	at Stanford*	Stanford, Calif.	9 p.m.	Pac-12 Networks
<b>Saturday</b>	Jan. 12	at California*	Berkeley, Calif.	8:30 p.m.	Pac-12 Networks
<b>Thursday</b>	<b>Jan. 17</b>	<b>Oregon*</b>	<b>Tucson, Ariz.</b>	<b>7 p.m.</b>	<b>ESPN/2</b>
<b>Saturday</b>	<b>Jan. 19</b>	<b>Oregon State*</b>	<b>Tucson, Ariz.</b>	<b>5 p.m.</b>	<b>Pac-12 Networks</b>
<b>Thursday</b>	Jan. 24	at USC*	Los Angeles, Calif.	7 p.m.	FS1
<b>Saturday</b>	Jan. 26	at UCLA*	Los Angeles, Calif.	8 p.m.	ESPN2
<b>Thursday</b>	Jan. 31	at Arizona State*	Tempe, Ariz.	7 p.m.	ESPN/2/U
<b>Thursday</b>	<b>Feb. 7</b>	<b>Washington*</b>	<b>Tucson, Ariz.</b>	<b>7 p.m.</b>	<b>ESPN/2</b>
<b>Saturday</b>	<b>Feb. 9</b>	<b>Washington State*</b>	<b>Tucson, Ariz.</b>	<b>5:30 p.m.</b>	<b>Pac-12 Networks</b>
<b>Thursday</b>	Feb. 14	at Utah*	Salt Lake City, Utah	7 p.m.	ESPN/2/U
<b>Sunday</b>	Feb. 17	at Colorado*	Boulder, Colo.	6 p.m.	ESPN/2
<b>Thursday</b>	<b>Feb. 21</b>	<b>California*</b>	<b>Tucson, Ariz.</b>	<b>7 p.m.</b>	<b>FS1</b>
<b>Sunday</b>	<b>Feb. 24</b>	<b>Stanford*</b>	<b>Tucson, Ariz.</b>	<b>6 p.m.</b>	<b>ESPN/2</b>
<b>Thursday</b>	Feb. 28	at Oregon State*	Corvallis, Ore.	7 p.m.	FS1
<b>Saturday</b>	March 2	at Oregon*	Eugene, Ore.	TBA	ESPN/2
<b>Saturday</b>	<b>March 9</b>	<b>Arizona State*</b>	<b>Tucson, Ariz.</b>	<b>2 p.m.</b>	<b>CBS</b>
<i>Pac-12 Conference Tournament (T-Mobile Arena - Las Vegas, Nev.)</i>					
<i>Wednesday</i>	<i>March 13</i>	<i>First Round</i>	<i>Las Vegas, Nev.</i>	<i>TBA</i>	<i>Pac-12 Networks</i>
<i>Thursday</i>	<i>March 14</i>	<i>Quarterfinals</i>	<i>Las Vegas, Nev.</i>	<i>TBA</i>	<i>Pac-12 Networks</i>
<i>Friday</i>	<i>March 15</i>	<i>Semifinals</i>	<i>Las Vegas, Nev.</i>	<i>TBA</i>	<i>Pac-12 Networks/ESPN</i>
<i>Saturday</i>	<i>March 16</i>	<i>Championship</i>	<i>Las Vegas, Nev.</i>	<i>TBA</i>	<i>ESPN</i>

\*indicates Pac-12 Conference game  
(All times are MST. All times and dates are subject to change.)

Please note, Tucson, Ariz. is in the Mountain Standard time zone (MST) and does not observe daylight savings time. All times listed in MST (GMT-7). From the second Sunday in March to the first Sunday in November, MST is the same as Pacific time. From the first Sunday in November to the second Sunday in March, MST is the same as Mountain time.

# 2018-19 OPPONENTS



## ALABAMA

Series ..... Alabama, 2-1  
2017-18 Record ..... 20-16  
2017-18 Conference Record ..... 8-10  
2017-18 Postseason ..... NCAA First Round  
2017-18 Final Ranking (AP/Coaches) ..... NR/NR  
Head Coach ..... Avery Johnson  
Career Record/Record at School ..... 57-46/Same  
SID ..... Aaron Jordan  
SID Phone ..... (205) 348-6084  
SID E-mail ..... ajordan@ia.ua.edu  
Web Site ..... rolltide.com

## ARIZONA STATE

Series ..... Arizona, 152-82  
2017-18 Record ..... 20-12  
2017-18 Conference Record ..... 8-10  
2017-18 Postseason ..... NCAA First Four  
2017-18 Final Ranking (AP/Coaches) ..... NR/NR  
Head Coach ..... Bobby Hurley  
Career Record/Record at School ..... 92-67/50-47  
SID ..... Doug Tammaro  
SID Phone ..... (480) 965-5799  
SID E-mail ..... tammaro@asu.edu  
Web Site ..... thesundevils.com

## BAYLOR

Series ..... Arizona, 5-3  
2017-18 Record ..... 19-15  
2017-18 Conference Record ..... 8-10  
2017-18 Postseason ..... None  
2017-18 Final Ranking (AP/Coaches) ..... NR/NR  
Head Coach ..... Scott Drew  
Career Record/Record at School ..... 316-206/296-195  
SID ..... David Kaye  
SID Phone ..... (254) 710-4389  
SID E-mail ..... david\_kaye@baylor.edu  
Web Site ..... baylorbears.com

## CALIFORNIA

Series ..... Arizona, 64-31  
2017-18 Record ..... 8-24  
2017-18 Conference Record ..... 2-16  
2017-18 Postseason ..... None  
2017-18 Final Ranking (AP/Coaches) ..... NR/NR  
Head Coach ..... Wyking Jones  
Career Record/Record at School ..... 8-24/Same  
SID ..... Mara Rudolph  
SID Phone ..... (510) 642-5363  
SID E-mail ..... marar@berkeley.edu  
Web Site ..... calbears.com

## CAL POLY

Series ..... Arizona, 3-0  
2017-18 Record ..... 9-22  
2017-18 Conference Record ..... 4-12  
2017-18 Postseason ..... None  
2017-18 Final Ranking (AP/Coaches) ..... NR/NR  
Head Coach ..... Joe Callero  
Career Record/Record at School ..... 237-266 / 120-161  
SID ..... Chris Giovannetti  
SID Phone ..... (805) 756-7513  
SID E-mail ..... cgiovann@calpoly.edu  
Web Site ..... gopoly.com

## COLORADO

Series ..... Arizona, 18-13  
2017-18 Record ..... 17-15  
2017-18 Conference Record ..... 8-10  
2017-18 Postseason ..... NIT First Round  
2017-18 Final Ranking (AP/Coaches) ..... None  
Head Coach ..... Tad Boyle  
Career Record/Record at School ..... 222-176/166-110  
SID ..... Troy Andre  
SID Phone ..... (303) 492-4672  
SID E-mail ..... troy.andre@colorado.edu  
Web Site ..... cubuffs.com

## GEORGIA SOUTHERN

Series ..... Never met  
2017-18 Record ..... 21-12  
2017-18 Conference Record ..... 11-7  
2017-18 Postseason ..... None  
2017-18 Final Ranking (AP/Coaches) ..... NR/NR  
Head Coach ..... Mark Byington  
Career Record/Record at School ..... 97-76/90-72  
SID ..... Marc Gignac  
SID Phone ..... (912) 478-5288  
SID E-mail ..... mgignac@georgiasouthern.edu  
Web Site ..... gseagles.com

## HOUSTON BAPTIST

Series ..... Arizona, 1-0  
2017-18 Record ..... 6-25  
2017-18 Conference Record ..... 2-16  
2017-18 Postseason ..... None  
2017-18 Final Ranking (AP/Coaches) ..... NR/NR  
Head Coach ..... Ron Cottrell  
Career Record/Record at School ..... 475-389/Same  
SID ..... Jeff Sutton  
SID Phone ..... (281) 649-3208  
SID E-mail ..... jsutton@hbu.edu  
Web Site ..... hbuskies.com

## IOWA STATE

Series ..... Tied, 3-3  
2017-18 Record ..... 13-18  
2017-18 Conference Record ..... 4-14  
2017-18 Postseason ..... None  
2017-18 Final Ranking (AP/Coaches) ..... NR/NR  
Head Coach ..... Steve Prohm  
Career Record/Record at School ..... 164-70/60-41  
SID ..... Matt Shoultz  
SID Phone ..... (515) 520-7642  
SID E-mail ..... mshoultz@iastate.edu  
Web Site ..... cyclones.com

## MONTANA

Series ..... Arizona, 1-0  
2017-18 Record ..... 26-8  
2017-18 Conference Record ..... 16-2  
2017-18 Postseason ..... NCAA First Round  
2017-18 Final Ranking (AP/Coaches) ..... NR/NR  
Head Coach ..... Travis DeCuire  
Career Record/Record at School ..... 83-49/Same  
SID ..... Nic Hallisey  
SID Phone ..... (970) 231-4789  
SID E-mail ..... nic.hallisey@mso.umt.edu  
Web Site ..... gogrizz.com

## OREGON

Series ..... Arizona, 51-30  
2017-18 Record ..... 23-13  
2017-18 Conference Record ..... 10-8  
2017-18 Postseason ..... NIT Second Round  
2017-18 Final Ranking (AP/Coaches) ..... NR/NR  
Head Coach ..... Dana Altman  
Career Record/Record at School ..... 620-326/210-83  
SID ..... Greg Walker  
SID Phone ..... (541) 346-2252  
SID E-mail ..... gswalker@uoregon.edu  
Web Site ..... goducks.com

## OREGON STATE

Series ..... Arizona, 63-21  
2017-18 Record ..... 16-16  
2017-18 Conference Record ..... 7-11  
2017-18 Postseason ..... None  
2017-18 Final Ranking (AP/Coaches) ..... NR/NR  
Head Coach ..... Wayne Tinkle  
Career Record/Record at School ..... 215-161/57-70  
SID ..... Shawn Schoeffler  
SID Phone ..... (541) 737-8898  
SID E-mail ..... shawn.schoeffler@oregonstate.edu  
Web Site ..... osubeavers.com

## STANFORD

Series ..... Arizona, 65-29  
 2017-18 Record ..... 19-16  
 2017-18 Conference Record ..... 11-7  
 2017-18 Postseason ..... NIT Second Round  
 2017-18 Final Ranking (AP/Coaches) ..... NR/NR  
 Head Coach ..... Jerod Haase  
 Career Record/Record at School ..... 113-86/33-33  
 SID ..... Doug Drabik  
 SID Phone ..... (650) 683-5528  
 SID E-mail ..... ddrabik@stanford.edu  
 Web Site ..... gostanford.com

## UCLA

Series ..... UCLA, 56-44  
 2017-18 Record ..... 21-12  
 2017-18 Conference Record ..... 11-7  
 2017-18 Postseason ..... NCAA First Four  
 2017-18 Final Ranking (AP/Coaches) ..... NR/NR  
 Head Coach ..... Steve Alford  
 Career Record/Record at School ..... 580-292/101-55  
 SID ..... Alex Timiraos  
 SID Phone ..... (310) 206-6831  
 SID E-mail ..... atimiraos@athletics.ucla.edu  
 Web Site ..... uclabruins.com

## UCONN

Series ..... UConn 5-1  
 2017-18 Record ..... 14-18  
 2017-18 Conference Record ..... 7-11  
 2017-18 Postseason ..... None  
 2017-18 Final Ranking (AP/Coaches) ..... NR/NR  
 Head Coach ..... Dan Hurley  
 Career Record/Record at School ..... 151-105/0-0  
 SID ..... Phil Chardis  
 SID Phone ..... (860) 486-3531  
 SID E-mail ..... Phil.Chardis@uconn.edu  
 Web Site ..... uconnhuskies.com

## UC DAVIS

Series ..... Arizona, 1-0  
 2017-18 Record ..... 22-11  
 2017-18 Conference Record ..... 12-4  
 2017-18 Postseason ..... NIT First Round  
 2017-18 Final Ranking (AP/Coaches) ..... NR/NR  
 Head Coach ..... Jim Les  
 Career Record/Record at School ..... 263-255/109-115  
 SID ..... Eric Bankston  
 SID Phone ..... (530) 752-3505  
 SID E-mail ..... elbankston@ucdavis.edu  
 Web Site ..... ucdavisaggies.com

## USC

Series ..... Arizona, 68-42  
 2017-18 Record ..... 24-12  
 2017-18 Conference Record ..... 12-6  
 2017-18 Postseason ..... NIT Second Round  
 2017-18 Final Ranking (AP/Coaches) ..... NR/NR  
 Head Coach ..... Andy Enfield  
 Career Record/Record at School ..... 135-104/94-76  
 SID ..... David Tuttle  
 SID Phone ..... (213) 740-3806  
 SID E-mail ..... davidtut@usc.edu  
 Web Site ..... usctrojans.com

## UTAH

Series ..... Arizona, 34-29  
 2017-18 Record ..... 23-12  
 2017-18 Conference Record ..... 11-7  
 2017-18 Postseason ..... NIT Finals  
 2017-18 Final Ranking (AP/Coaches) ..... NR/NR  
 Head Coach ..... Larry Krystkowiak  
 Career Record/Record at School ..... 180-117/129-92  
 SID ..... Dameon Myres  
 SID Phone ..... (801) 587-7298  
 SID E-mail ..... dmyres@huntsman.utah.edu  
 Web Site ..... utahutes.com

## UTAH VALLEY

Series ..... Arizona, 1-0  
 2017-18 Record ..... 23-11  
 2017-18 Conference Record ..... 10-4  
 2017-18 Postseason ..... CBI Second Round  
 2017-18 Final Ranking (AP/Coaches) ..... NR/NR  
 Head Coach ..... Mark Pope  
 Career Record/Record at School ..... 52-46/Same  
 SID ..... Jason Erickson  
 SID Phone ..... (801) 863-5451  
 SID E-mail ..... jason.erickson@uvu.edu  
 Web Site ..... govuvu.com

## UTEP

Series ..... Arizona, 61-30  
 2017-18 Record ..... 11-20  
 2017-18 Conference Record ..... 6-12  
 2017-18 Postseason ..... None  
 2017-18 Final Ranking (AP/Coaches) ..... NR/NR  
 Head Coach ..... Rodney Terry  
 Career Record/Record at School ..... 126-108/0-0  
 SID ..... Drew Bonney  
 SID Phone ..... (915) 747-7447  
 SID E-mail ..... arbonney@utep.edu  
 Web Site ..... utepathletics.com

## WASHINGTON

Series ..... Arizona, 52-29  
 2017-18 Record ..... 21-13  
 2017-18 Conference Record ..... 10-8  
 2017-18 Postseason ..... NIT Second Round  
 2017-18 Final Ranking (AP/Coaches) ..... NR/NR  
 Head Coach ..... Mike Hopkins  
 Career Record/Record at School ..... 21-13/Same  
 SID ..... Ashley Walker  
 SID Phone ..... (206) 240-3899  
 SID E-mail ..... awalker1@uw.edu  
 Web Site ..... gohuskies.com

## WASHINGTON STATE

Series ..... Arizona, 64-16  
 2017-18 Record ..... 12-19  
 2017-18 Conference Record ..... 4-14  
 2017-18 Postseason ..... None  
 2017-18 Final Ranking (AP/Coaches) ..... NR/NR  
 Head Coach ..... Ernie Kent  
 Career Record/Record at School ..... 372-331/47-87  
 SID ..... Jessica Holmes  
 SID Phone ..... (509) 335-0255  
 SID E-mail ..... jessica.holmes@wsu.edu  
 Web Site ..... wsucougars.com

## SEAN MILLER HEAD COACH 10TH SEASON PITTSBURGH '92

After being known as one of the best young coaches in America, Sean Miller has cemented his place as one of the top coaches in college basketball while leading the University of Arizona program to powerhouse status nationally. Miller has established Arizona as the pinnacle of the Pac-12 Conference, a pipeline to the NBA Draft and a beacon of academic success for student-athletes.

In his nine seasons in Tucson, Miller has guided UA to five regular season conference championships, three conference tournament titles and a Pac-12 winning percentage that trails only John Wooden and Lute Olson. Arizona has produced ten NBA draft selections, including five top-ten picks, during that span as well. The impressive streak of every one of Miller's 37 college seniors who have completed their eligibility as part of his program, at Arizona and Xavier, have earned their college degrees.

Widely respected by coaches throughout college basketball, a proven winner at the international level and a rallying figure for Wildcat fans, Miller has established a winning culture and developed Arizona Basketball into "A Players Program".

A bona fide winner at every level, Miller owns a 367-121 (.752) record in 14 years as a head coach, while attaining a 247-74 (.769) mark at Arizona and a 121-41 (.747) record in Pac-12 play. In 26 years on the collegiate sidelines, Miller's teams have produced 23 winning seasons and averaged better than 20 wins per year. He also has three gold medals as a member of the USA Basketball program, one as a player, one as an assistant coach and one as a head coach.

Miller has been a part of 17 NCAA Tournament teams as a player, assistant coach and head coach, including 11 in his 14-year head coaching career. He has guided teams to seven Sweet 16's and four Elite Eights, and owns a 20-11 (.645) record as a head coach in the NCAA Tournament.

Success at Arizona didn't happen overnight, but is instead a product of a tireless first year of work that instilled a process of daily hard work and dedicated effort that has been followed by each member of the program since those early days.

From an initial team meeting that featured just six players, Miller worked exhaustively to build from within and fashion an attacking system in which defensive intensity and offensive cohesiveness form a relentless unit on both ends of the court.

Additionally, Miller has reestablished and rejuvenated recruiting ties that have aided the Wildcats in assembling seven recruiting classes with top-ten national rankings in nine seasons.

Arizona is averaging 27.4 wins per seasons under Miller's guidance, best in program history for a coach with at least four years at the school. The Wildcats have reached the 20-win mark in eight of Miller's nine seasons at the helm, including four 30-win campaigns. The Arizona Basketball program has recorded 30 or more wins in seven different seasons with four of those coming with Miller at the helm.

Miller's ninth season in Tucson saw Arizona win the 2017-18 Pac-12 regular season crown and the 2018 Pac-12 Tournament, becoming just the second team in conference history to win four conference championships in two years. Deandre Ayton, a consensus First Team All-American, became the first player in the history of the Pac-12 Conference to win Player of the Year, Freshman of the Year and Tournament Most Outstanding Player in the same season. Allonzo Trier, Rawle Alkins and Dusan Ristic joined Ayton in earning all-conference honors with Ristic graduating as the all-time winningest player in program history with 115 wins.

The Wildcats were one of the nation's top offenses last season with the fourth-highest field goal percentage in the country. The team's 50.4 percent shooting mark from the field was its highest since the 1991-92 season. Arizona's offense also finished in the top 20 nationally in efficiency for the seventh time in nine seasons, according to KenPom.com. UA propelled the legacy of McKale Center during the 2017-18 season with a home mark of 15-1 to push Arizona's home record from 2014 to 2018 to a ridiculous mark of 82-3. The nation's best home record in that time is matched by the 2017-18 season becoming Arizona's 34th consecutive year leading the Pac-12 Conference in attendance.

The 2016-17 season saw the Wildcats finish with a record of 32-5, which was the fourth-best record in program history. The high mark was fueled by UA's 16-2 record in league play, which tied for the sixth best league mark in program history. Arizona was especially successful on the road in conference play in 2016-17 with a mark of 8-1. Only the 9-0 mark posted by the 2002-03 Wildcats was a better conference road record.

Over the two-year stretch from 2014-15, Arizona won 67 games, which tied for the most nationally over those two seasons and represented the best two-year total UA has ever produced. Those two campaigns were also the first back-to-back 30 win seasons ever at Arizona.

Miller's "A Player's Program" philosophy has been a guideline that has tied together the program's reemergence. Under the plan, everything that takes place within the program is geared toward three focal points: honoring the past players and coaches who laid the groundwork, ensuring that the current student-athletes have the best means and opportunities to maximize their potential, and attracting high-level prospective student-athletes who will embrace the challenge of building on the program's storied tradition.

### Arizona Highlights

Miller's first season in Tucson was one that befit his penchant for honoring the process, as the Wildcats finished 16-15 despite making drastic improvements over the course of the 2009-10 campaign.

Though the first season of the Miller Era was trying, it didn't take long for the larger benefits of that initial struggle to be felt within in the UA program.

The 2010-11 squad had a banner year by even the lofty standards of the Arizona program, winning 30 games, capturing the Pac-10 regular-season championship and roaring to the Elite Eight with a convincing victory over top-seeded Duke in the regional semifinal.

The overall improvement of the program from year one to year two was personified by the rise of the forward Derrick Williams. A late addition to Miller's first UA recruiting class, he garnered Pac-10 Freshman of the Year honors in 2010 before blossoming into a consensus All-American and the conference Player of the Year as a sophomore.

Miller's 2011-12 UA team won 23 games and earned a postseason berth in the NIT, securing back-to-back 20-win seasons for the Wildcats for the first time in five years. For the second-straight season, UA finished in the top five nationally in three-point field goal percentage defense and limited opponents to an average of 62.7 points per game, a figure that was, at the time, the lowest for the program in more than two decades.

The Wildcats placed three players on the All-Pac-12 teams following that season, as Kyle Fogg and Solomon Hill garnered first-team recognition and Jesse Perry was an honorable mention honoree.

The 2012-13 edition of the Wildcats captivated the nation with its electrifying 14-0 start before tying for second in the Pac-12 and earning the second NCAA Tournament berth of Miller's tenure. UA reached its second Sweet 16 under Miller, where it fell to Ohio State in a back-and-forth affair to finish with a 27-8 record.

Hill was rewarded for a stellar senior season with his second-consecutive inclusion on the All-Pac-12 first team and was joined by teammate Mark Lyons, who led the Pac-12 in free throw percentage in his lone season at UA.

With high expectations swirling around the program prior to the 2013-14 campaign, the Wildcats didn't disappoint. Instead, UA turned in a season for the ages. Arizona finished the season 33-5, at the time the second-best single-season win total in school history, claimed its 13th Pac-12 regular-season title, secured a No. 1 seed in the NCAA Tournament and advanced to the second Elite Eight of the Miller Era.

Miller's charges won the Pac-12 regular-season title by three games in a tightly-contested year that saw just three games separate the second and ninth places in the league.

The Wildcats spent eight-straight weeks during the season ranked No. 1 in the Associated Press poll, establishing a new program record for longevity in the top spot, and its No. 1 seed in the NCAA Tournament was a first for the program since 2003.

Arizona was a major factor in the national statistical rankings in 2013-14, ranking fourth nationally in field goal percentage defense (38.0), sixth in scoring defense (58.6) and ninth in

rebound margin (+7.1). The 2013-14 squad was the first UA team to lead the Pac-12 in scoring defense since the school joined the conference in 1978, and its mark of 58.6 points allowed per game was the program's best since the 1950-51 season.

In a tribute to both Miller's pedigree and that of the UA coaching staff, the Wildcats established a program record with an average of just 10.2 turnovers per game and ranked 12th nationally with a 1.48 assist-to-turnover ratio.

As would be expected following a season of that caliber, individual accolades were forthcoming for numerous Arizona players. Foremost among that group was Nick Johnson, whose hard work and dedication paid off with a meteoric rise from all-conference-caliber player to first-team All-American, Pac-12 Player of the Year and a finalist for all three major national Player of the Year awards.

Aaron Gordon was rewarded for a thunderous rookie season with third-team All-America and Pac-12 Freshman of the Year honors, as well as first-team All-Pac-12 accolades. He was also one of six finalists for the Wayman Tisdale National Freshman of the Year award.

Rondae Hollis-Jefferson was honored as a member of the Pac-12 All-Freshman Team along with Gordon, while T.J. McConnell was a second-team All-Pac-12 performer. Both Johnson and McConnell were also named to the Pac-12 All-Defensive Team.

Despite losing both Gordon and Johnson to the NBA Draft following the 2013-14 season, Arizona seemingly didn't miss a beat in 2014-15, when the Wildcats produced one of the finest seasons in the history of the program.

Miller's sixth UA team went 34-4, swept the Pac-12 regular season and tournament championships and made another Elite Eight run after garnering the No. 2 seed in the West Region of the NCAA Tournament. The Wildcats' 34 wins marked the second-best single-season total in school history and gave UA its first-ever set of consecutive 30-win seasons, while their run to the West Regional final represented just the second time in school history that they went to the Elite Eight in back-to-back years.

Arizona won the Pac-12 by three games with a 16-2 record in the league, its best since 2003 and the best by any team in the conference since 2008.

The Wildcats were a handful on both ends of the floor in 2014-15, finishing the season as one of just two teams nationally to rank in the top 10 in both offensive and defensive efficiency. With McConnell ranked among the national leaders in both assist average and assist-to-turnover ratio, UA ranked fifth nationally in field goal percentage (.488), while also leading the nation in defensive rebound percentage (.776) and ranking second in rebound margin (+8.8).

Arizona was also the best team in the nation at getting to, and converting at, the free throw line in 2014-15, leading the country in both makes (700) and attempts (974).

That 2014-15 team success led to numerous individual accolades for Arizona players, headlined by Stanley Johnson earning third-team NABC All-America accolades, USBWA Freshman All-America honors and the inaugural Julius Erving Small Forward of the Year Award. He also became the second Arizona player in as many seasons to be named Pac-12 Freshman of the Year.

Johnson joined Hollis-Jefferson and McConnell on the All-Pac-12 first team, while the latter two were also named to the Pac-12 All-Defensive Team. Brandon Ashley was recognized as an All-Pac-12 performer with inclusion on the honorable mention squad, and he also took home Pac-12 Tournament MOP honors after helping lead UA to the championship in Las Vegas.

The 2015-16 season saw Arizona advance to the NCAA Tournament for a fourth consecutive season. Miller moved into third place in Arizona coaching history in just his seventh season in Tucson, trailing only Fred Enke (509) and Lute Olson (589) who spent a combined eight decades at the helm of the program. His .722 winning percentage in conference games is the fourth highest in the history of the Pac-12 for head coaches with at least six seasons spent in the league. Miller trails only John Wooden, Lute Olson and Jim Harrick in that distinction.

Under Miller's tutelage, Ryan Anderson (First Team), Kaleb Tarczewski (Second Team) and Gabe York (Second Team) earned all-conference honors from the Pac-12 while Allonzo Trier was named to the All-Freshmen team. Tarczewski was also named to All-Defensive team. The senior center also graduated from the program tied with Matt Muehlebach as



the winningest Wildcat in program history with 110.

Miller's eighth year in Tucson, coming during the 2016-17 season, saw Arizona continue to rewrite the program's record books. The team split the regular season Pac-12 title with Oregon before winning the Pac-12 Tournament in Las Vegas. It was the fifth time UA has won at least a share of the conference title and won the league's tournament in the same year. The Wildcats were ranked in every AP poll of the season for a fourth consecutive year, extending the nation's second-longest active ranking streak to an impressive 97 polls.

For his efforts, Sean Miller was named the 2017 John R. Wooden Pac-12 Coach of the Year. The conference coach of the year award was the fourth of his coaching career and third while leading the Arizona program. Miller, alongside his brother Archie Miller at Dayton, became the first brothers in the history of the NCAA to win conference coach of the year awards in the same season.

UA would place Wildcats throughout the league's postseason awards list, starting with Lauri Markkanen's selection to the Pac-12 All-Conference First Team. A pair of Cats, Allonzo Trier and Kadeem Allen, took home All-Pac-12 Second Team accolades. Allen would also be voted to the All-Defensive team. Markkanen, joined by Rawle Alkins, was named to the Pac-12 All-Freshmen Team.

### Player Development

Throughout his coaching career, Miller has made player development a top priority, matching one of his biggest talents as a coach with one of his biggest passions about the profession.

At Xavier, Miller helped mold Indianapolis product Justin Cage from a little-used freshman into a three-time All-Defensive Team selection in the Atlantic-10. While with the Musketeers, he also did the same for Justin Doellman and Derrick Brown, who went from seldom-used reserves to a first-team All-A-10 pick and the No. 40 pick in the 2009 NBA Draft, respectively.

That track record has more than been extended during Miller's time at Arizona, starting with a player who would go on to become the No. 2 overall pick in the 2011 NBA Draft.

Williams was considered to be the least prolific player in Miller's first UA recruiting class. However, from the time he set foot on campus, Williams steadily improved to the point where he was named Pac-10 Freshman of the Year following his first season. In 2010-11, his explosiveness and ferocity on the court made the nation take notice, and before submitting his name for the 2011 draft, he has consensus All-America honors and Pac-10 Player of the Year accolades to his credit.

Hill became the second member of that recruiting class to hear his name called during the first round of an NBA Draft when he did so in 2013. Hill steadily evolved from a role player as an underclassman to the Wildcats' undisputed leader as a senior, finishing his career as one of the most statistically well-rounded players in program history.

Johnson followed a path similar to Hill's, adding to his game each year before breaking out as one of the nation's most versatile and explosive players as a junior in 2013-14. The first-team All-American nearly doubled his scoring average from his freshman year by the time he was a junior, and was taken 42nd overall by the Houston Rockets in the 2014 NBA Draft.

Kadeem Allen showed what buying in to Miller's player development program means. The former National Junior College Player of the Year, and leading scorer in the nation in the NJCCA, would transfer to Arizona and redshirt the 2014-15 season. Allen bought in to his coach's plan for him and was the team's everyday starting point guard as a junior in 2015-16. The lone senior of the 2016-17 class was an all-defensive team selection and made the Pac-12 All-Conference Second Team despite averaging fewer than ten points a game. Allen starred at the Portsmouth Invitational after graduation and was later selected by the Boston Celtics with the 53rd pick of the NBA Draft.

### The Next Level

In nine years under Miller's direction, the Arizona program has produced a total of ten draft picks, including five lottery picks among a total of seven first-round selections.

In a testament to the player-development prowess of Miller and his UA coaching staff, Williams became the first Wildcat drafted under Miller's watch when he went No. 2 overall to the Minnesota Timberwolves in 2011. In just two years' time, Williams went from the least heralded of Miller's initial five-man recruiting class to matching Mike Bibby as the highest overall draft picks in Arizona history.

The 2013 NBA Draft was a significant night for the UA program under Miller, as Hill became the 18th first-round pick in program history when the Indiana Pacers selected him 23rd overall. Grant Jerrett gave Arizona two picks in a single draft for the first time since 2009 when his name was called with the 40th overall selection.

Miller and the UA staff sent two more Wildcats into the NBA ranks via the 2014 draft, when Gordon was taken fourth overall by Orlando to become the second lottery pick of the Miller Era and Nick Johnson was chosen 42nd overall by Houston.

The 2015 NBA Draft was the third in a row in which multiple Arizona players were chosen, but the first since 1998 in which UA had multiple first-round picks. Stanley Johnson became the third lottery pick of the Miller Era when he was chosen No. 8 overall by the Detroit Pistons, and Rondae Hollis-Jefferson became the 21st first-round pick in program history when he was taken by the Portland Trail Blazers with the 23rd overall pick.

Lauri Markkanen and Kadeem Allen wrote the 2017 NBA Draft chapter of Miller's impressive coaching career. Markkanen was selected seventh overall by the Chicago Bulls while Allen was taken 53rd overall by the Boston Celtics.

The 2018 NBA Draft was a historic one for both Miller and Arizona. Freshman Deandre Ayton, coming off perhaps the most decorated season in program history, became Arizona's first-ever No. 1 overall pick courtesy of the Phoenix Suns.

The first player to be drafted during Miller's head coaching career came in 2009, when the Charlotte Bobcats made Brown a second-round pick.

Numerous players who have been part of Miller's programs at both Arizona and Xavier have forged successful professional careers overseas. In 2014, Fogg was named Player of the Year in Finland after averaging 27.0 points and 6.4 rebounds per game for Lapua, while Doellman was named MVP of La Liga Endesa in Spain the same year.

### Honors and Awards

As the architect of some of the finest seasons in the history of two storied college basketball programs, it is only fitting that Miller recognition from both his coaching peers and the media for his efforts.

Miller has been named Pac-10/12 Coach of the Year three times in the last eight years, receiving the honor in 2011, 2014 and 2017. Combined with his Atlantic-10 Coach of the Year honor in 2008, Miller has been a conference coach of the year four times in his coaching career.

His coaching peers in the NABC have also recognized Miller's coaching prowess three times in his career, naming him District 10 Coach of the Year in 2008 and District 20 Coach of the Year in both 2011 and 2014. The 2014 season also saw Miller recognized by the United States Basketball Writers Association (USBWA) as its District IX Coach of the Year.

His award history also includes international accolades after being named the 2015 USA Basketball National Co-Coach of the year after helping the U.S. earn the gold medal in the 2015 FIBA U19 World Championships.

### Prior to Arizona

Miller's path through the college coaching ranks began at Wisconsin in 1992, when he served as a graduate assistant on a UW staff that also included current Detroit Pistons head coach and president of basketball operations Stan Van Gundy.

Following one season in Madison, Miller spent two seasons as an assistant coach at Miami (Ohio). During his time at Miami, Miller helped lead the Red Hawks to a 42-18 (.700) record, the 1995 MAC regular-season title, a 1995 NCAA Tournament appearance and a 1994 NIT berth. Miller spent the 1995-96 season as an assistant at his alma mater, Pittsburgh.

Starting with the 1996-97 season, Miller had a five-year term as an assistant coach at North Carolina State. During his tenure in Raleigh, NCSU made four postseason appearances, including a run to the 2000 NIT semifinals.

Miller made the move back to southwestern Ohio in 2001, joining the staff at Xavier as the program's first-ever associate head coach. In three years as the top assistant on Thad Matta's staff, Miller helped lead XU to a 78-23 (.772) record, two regular-season A-10 titles and a pair of A-10 Tournament championships. The Musketeers made the NCAA Tournament in each Miller's three seasons as associate head coach, reaching the program's first-ever Elite Eight in 2004.

Miller took over as Xavier's head coach prior to the 2004-05 season and proceeded to embark on one of the best five-year runs in program history. Miller led XU to a 120-47 (.719) record, winning at least 25 games in each of his last three seasons at the helm. The Musketeers captured three A-10 regular-season crowns and one conference tournament title during the Miller Era, while making four NCAA Tournament appearances that yielded two Sweet 16s and an Elite Eight run.

In total at Xavier, Miller helped the school post a 198-70 (.739) record, make seven NCAA Tournament appearances and win seven conference titles (four regular season/three conference tournament). His 120 wins as XU's head coach still rank third on the program's career list for coaching victories.

### Focus on the Total Person

In Miller's head coaching career, winning championships and helping student-athletes reach their potential on the basketball court have gone hand-in-hand with helping them flourish as students and members of a broader community.

In Miller's 13 seasons as a college head coach, all 37 players who have completed their eligibility under his direction have earned their college degrees. Sixteen of those graduates came during his time at Xavier, and he has helped 21 players earn their degrees in eight years at Arizona.

Under Miller's watch, Arizona has also experienced Academic Progress Rate (APR) success, as evidenced by its most recent multi-year score of 1,000, which reflects the program's performance from 2011-14. The Wildcats produced single-year APR scores of 1,000 in both 2010-11 and 2011-12 and exceeded the 1,000-point mark in 2013-14 by earning bonus points from former student-athletes returning to obtain their degrees.

Part of Miller's philosophy is also centered on community involvement and giving back to those who support the UA program. To that end, the Wildcats have been frequent visitors to Diamond Children's Hospital at the University of Arizona Medical Center during Miller's tenure, as well as taking part in activities with other local organizations.

Miller has also been active in the annual Coaches Charity Challenge, competing against other coaches across the nation for votes to raise money for Ronald McDonald House Charities of Southern Arizona and Casa de los Ninos in Tucson.

### The International Stage

In addition to establishing his place among the elite coaches in the college game, Miller is also a prominent figure in the international arena with USA Basketball for his abilities both as a coach and an evaluator of international-caliber talent.

After being elevated from assistant coach to head coach of the U.S. Men's U19 National Team in 2015, Miller led the United States to the gold medal at the FIBA U19 World Championship in Crete, Greece. The win was the second-straight gold medal at the event for the U.S., marking the first time a team repeated at the event since the U.S. in the late 1970s and early 1980s.

Miller's U19 squad posted a perfect 7-0 record en route to the gold medal, winning its games by an average margin of 25.3 points. Current Arizona guard Allonzo Trier was a key member of the team, averaging 8.7 points on 55.3 percent shooting from the floor to earn his second international gold medal.

In June 2014, Miller served as an assistant coach with U.S. Men's U18 National Team at the FIBA Americas Championship, helping lead the United States to a gold medal. During that tournament, Miller helped mentor Stanley Johnson to tournament MVP honors and his third international gold medal, while Trier collected his first piece of international basketball hardware.

In 2013, Gordon claimed tournament MVP honors at the FIBA U19 World Championship after leading Team USA to a gold medal.

Miller got his USA Basketball coaching start in 2011, when he was a court coach at the USA Basketball Men's World University Games Team training camp.

Miller's first gold medal with USA Basketball came as a player in 1991, when he helped propel the U.S. to gold in men's basketball at the World University Games in Sheffield, England.

### Playing Career

Regarded as the best three-point shooter in the history of the Pittsburgh program, Miller was a Big East All-Rookie Team pick in 1988.

Miller helped lead the Panthers to the 1988 Big East regular-season title, as well as three NCAA Tournament appearances. He was an integral part of one of the most famous plays in college basketball history, delivering the assist to Jerome Lane for "The Dunk," which Bill Raftery immortalized with the phrase, "Send it in, Jerome!"

A member of the Pitt All-Centennial Team that was convened in 2005, Miller currently ranks 18th on the program's career scoring chart with 1,282 points. He also ranks 10th on the NCAA Division I free throw shooting list at .885 and stands third on the Big East's career assists chart (744). He served as the Panthers' team captain for the 1991-92 campaign.

A legend at Blackhawk High School in the Pittsburgh area, Miller was inducted into the Western Pennsylvania Interscholastic Athletic League Hall of Fame in June 2012.

## **MARK PHELPS ASSISTANT COACH FOURTH SEASON OLD DOMINION '96**

Mark Phelps is in his fourth year as an assistant coach with the Arizona men's basketball program, having joined Sean Miller's staff in June 2015.

Phelps has spent a majority of his time working with the Wildcats' big men. Freshman Deandre Ayton became an All-American in 2017-18 and No. 1 overall pick while freshman Lauri Markkanen erupted on the scene in 2016-17. The Finland native finished in the top ten in numerous UA freshmen records and was voted to the Pac-12 All-Conference First Team as well as the Pac-12 All-Freshmen team.

In his first season with the Wildcats, Ryan Anderson and Kaleb Tarczewski earned all-conference honors from the Arizona front line while Tarczewski also earned a spot on the Pac-12 All-Defensive Team. Anderson was the USBWA National Player of the Week following his 26.5 points and 13.5 rebounds per game in Arizona's wins at Washington and Washington State.

The Virginia Beach, Va., native possesses over 20 years of experience at the Division I level, including five seasons as head coach at Drake University. He has made 15 postseason appearances as a college coach.

Phelps arrived in Tucson after spending the 2014-15 season assisting first-year head coach Steve Wojciechowski at Marquette. Prior to that, he served as an assistant coach at Missouri during the 2013-14 campaign.

As head coach from 2009-13, Phelps guided Drake to 77 wins and a pair of postseason appearances. His 77 victories were the most in Drake history by a coach in his first five years at the school, and his win in the first round of the 2012 CIT was the program's first postseason win in nearly four decades.

Phelps spent the two seasons prior to his arrival at Drake as associate head coach at Arizona State.

Miller and Phelps began their longstanding professional relationship in 1996, as the two served together as assistant coaches at NC State from 1996-01. Phelps spent a total of 10 years on the NC State bench as an assistant coach, helping lead the program to 191 wins and five NCAA Tournament appearances.

While with the Wolfpack, Phelps helped aide in the development of 2004 All-American, 2004 ACC Player of the Year and 2005 first-round NBA draft selection Julius Hodge.

Prior to joining the college coaching ranks, Phelps was a highly successful high school coach in his native Virginia. He led Rock Church Academy to a 104-41 record from 1990-94 and Atlantic Shores Christian School to a 44-12 mark from 1994-96.

Phelps and his wife, Alissa, have two children: a son, Owen, and a daughter, Laney.

## **JUSTIN GAINEY ASSISTANT COACH FIRST SEASON NC STATE '00**

Justin Gainey was named assistant coach at the University of Arizona in May of 2018, joining head coach Sean Miller's staff from Santa Clara University. Gainey reunites with Miller in a relationship that dates back two decades.

Gainey's career in college basketball began as a three-year starter at NC State from 1996 to 2000 for head coach Herb Sendek whose staff included Sean Miller as an assistant coach. He earned honorable mention All-ACC honors for the Wolfpack. Gainey helped guide NC State to the ACC Tournament Championship game as an eight seed in his freshman season, playing in all forty minutes of all four games to earn ACC All-Tournament honors.

His coaching career began with a three-year stint at his alma mater, NC State, as Administrative Coordinator and Director of Basketball Operations from 2006 to 2009. Gainey broke into the coaching ranks with Elon University in the 2009-10 season as the program during coach Matt Matheny's rebuild on the program. During his time with the Phoenix, Elon defeated SoCon power Davidson in the conference tournament.

Gainey spent four seasons, from 2010 to 2014, as an assistant coach at Appalachian State where he worked primarily with the Mountaineers' guards. His work with the perimeter players was highlighted by Donald Sims' ascension to first team all-conference honors and the program's all-time scoring record.

He went on to spend three seasons as the Director of Basketball Operations at Marquette under head coach Steve Wojciechowski before joining his former coach, Herb Sendek, as an assistant coach at Santa Clara. While with the Broncos, Gainey worked with SCU's perimeter players that included First Team All-WCC selection K.J. Feagin. Santa Clara's 2018 recruiting class ranks among the ten best mid-major recruiting classes in the nation.

Gainey and his wife, Courtney, have two sons - Jordan and Jayson.

## **DANNY PETERS ASSISTANT COACH FIRST SEASON OHIO STATE '10**

Danny Peters was named assistant coach at the University of Arizona in April of 2018 following a four-year stint as an assistant coach at Ball State University. The appointment marks Peters' second stint as a member of head coach Sean Miller's staff, following his four years in Tucson from 2010 to 2014.

During his time with the Cardinals, Peters aided in head coach James Whitford's overhaul of the program. Ball State posted the nation's fourth largest turnaround in 2015-16 as it earned the first of its two 20-win seasons and shared the MAC West Division championship. The program's first postseason trip of Peters' time in Muncie, Ind., the 2016 CIT, was BSU's first postseason berth in 14 years.

Peters spent four seasons in Tucson from 2010 to 2014, working as a graduate manager for two years before being promoted to assistant director of basketball operations for the final two. The Wildcats won a pair of conference championships and advanced to the Elite Eight of the NCAA Tournament twice during Peters' first stint with the Wildcats.

The Cincinnati native was a four-year letterwinner at Ohio State from 2006 to 2010, appearing in 42 games for head coach Thad Matta. The Buckeyes won two Big Ten regular season championships and a pair of Big Ten Tournaments during his playing career while also advancing to the national championship game of the 2007 NCAA Tournament.

Peters is the son of the late Dan Peters, a longtime college basketball coach. The elder Peters was the head coach at Walsh University (1983-88), St. Joseph's College (Ind.) (1991-93) and Youngstown State (1993-99). He was the 1998 Mid-Continent Conference Coach of the Year in 1998 after leading YSU to a 20-win season.

## **RYAN REYNOLDS DIRECTOR OF OPERATIONS 10TH SEASON XAVIER '07**

Longtime Sean Miller staff member Ryan Reynolds is in his tenth year as the Wildcats' director of basketball operations. In that position, Reynolds has streamlined the day-to-day operations of the program.

Originally hired as an administrative assistant for the 2009-10 season, he was promoted to his current position in May 2010. Reynolds has worked alongside Miller in 13 of his 14 seasons in college basketball.

During his tenure in Tucson, Reynolds has streamlined the program's internal operations. He has overseen the major renovations to McKale Center, the weight room addition to Richard Jefferson Gymnasium, the 2010 men's basketball locker room renovation and the McKale Center hallway project, all of which have helped position the program for long-term success.

Reynolds is also responsible for scheduling the Wildcats' non-conference games, working closely with Miller to annually construct one of the nation's most challenging non-conference schedules. He is also the program's compliance liaison, director of the Sean Miller Basketball Camp, overall program budget manager and team travel coordinator.

He has been part of six NCAA Tournament teams at Arizona, with UA advancing to the Sweet 16 five times and Elite Eight three times with Reynolds on staff. The program has also captured four Pac-12 regular-season titles and a pair of Pac-12 Tournament crowns during his time at UA.

Reynolds joined the Arizona basketball family after spending the 2008-09 campaign as a member of the Wake Forest men's basketball staff, where he was the Demon Deacons' assistant coordinator of operations under Dino Gaudio. He was responsible for assisting with team travel and meals, scheduling and additional logistics within the basketball office. He also coordinated the program's recruiting databases.

In his lone season in Winston-Salem, Wake Forest opened the season 16-0, earning the nation's No. 1 ranking, before finishing the year with a 24-7 record.

Prior to his stint at Wake Forest, Reynolds spent the previous five years working under both Miller and Thad Matta at Xavier. Four of those seasons were as an undergraduate student manager and the last was as a Graduate Program Assistant, where he prepared and provided scouting videos, film exchange, equipment, administrative assistance and supervision of managers.

Reynolds was part of four NCAA Tournament teams during his tenure at Xavier, including XU's Elite Eight squads in 2004 and 2008. The Musketeers won the Atlantic-10 regular season or tournament title four times in that span.

The Cincinnati native graduated from Xavier in 2007 with a bachelor's in sports management and a business minor. He earned his Master's in sport administration from Xavier in 2008.

Reynolds was a standout in both basketball and football at Madeira High School. Playing on the hardwood for his father, Jim, the Cincinnati prep coach of the decade for the 1990s, Reynolds led Madeira to conference, sectional and district titles and a berth in the state tournament's Sweet 16 as a senior.

**EMMANUEL AKOT - 24/G**  
**SOPHOMORE**  
**6-7/200**  
**WINNIPEG, MANITOBA**  
**WASATCH ACADEMY (UTAH)**

**Freshman Season (2017-18)**

Saw time in 31 games with four starts while averaging 10.4 minutes per game as part of the guard rotation and as small-ball four man for the Wildcats... Made key defensive stop on last shot in Wildcats' win over Utah (1-27-18) in McKale Center... Started his collegiate career strong with 6.5 points, 4.0 rebounds and 3.5 assists per game in the opening weekend of the season... Upped his shooting during Pac-12 play at 52.2 percent from the field, up from 39.1 percent during non-conference play... Best distribution game of the year came in win over UMBC (11-21-17) with five assists.

**Prior to Arizona**

Originally committed to Arizona as part of 2018 recruiting class before re-classifying for 2017... Member of ESPN Top 100 for 2017... Rated as a top ten small forward in the nation... Represented his home nation of Canada in FIBA U17 World Championships in the summer of 2016 while averaging 9.9 points and 2.9 rebounds per game... Averaged 17 points, seven rebounds and two assists per game as a senior at Wasatch Academy and helped guide his team to a 21-win season and an appearance in the Dick's Sporting Goods National Tournament in New York City... Originally from Winnipeg, Canada with Sudanese heritage in his family.

**ALEX BARCELLO - 23/G**  
**SOPHOMORE**  
**6-2/180**  
**CHANDLER, ARIZ.**  
**CORONA DEL SOL HS**

**Freshman Season (2017-18)**

Appeared in 21 games from his point guard position... Season high of 11 points in UA victory over LBSU (11-29-17), which included three makes on four attempts from beyond the arc... Opened his collegiate career with a strong three-game run of 7.7 points, 3.3 rebounds and 3.7 assists per game while shooting 58.3 percent from the field and 57.1 percent from three-point range... Knocked down a pair of critical baseline jumpers in UA run in its win at Oregon State (2-22-18).

**Prior to Arizona**

Member of ESPN Top 100 in 2017... No. 2 rated player in state of Arizona behind fellow Wildcat commit Deandre Ayton... 2015 and 2017 Arizona Gatorade Player of the Year... Helped guide Corona del Sol to a pair of 6A state championships... Erupted for 51 points on 19 of 25 shooting versus Gilbert Perry in 2015 state tournament... Member of AZ Central Sports' All-Arizona Teams as a sophomore, junior and senior... Tallied 31 points in his team's win over Christ the King HS in Hoophall Classic as a senior... Advanced to finals of American Family Insurance National 3-Point Shooting Competition... Continues Phoenix-area pipeline to Tucson, joining Deandre Ayton, Nick Johnson, Channing Frye, Richard Jefferson and Mike Bibby among others.

**JUSTIN COLEMAN - 12/G**  
**SENIOR**  
**5-10/170**  
**BIRMINGHAM, ALA.**  
**SAMFORD UNIVERSITY**

**Prior to Arizona**

Second Team All-Southern Conference in 2017-18 at Samford University while averaging 13.5 points, 2.8 rebounds and 6.6 assists per game... Finished 2017-18 season with 210 assists for the Bulldogs, which led the conference and were the

second most in program history... Matched the Samford single game assist record, twice, with 13 assists in games versus The Citadel... SoCon Player of the Week in January of 2018 after averaging 20.0 points, 3.0 rebounds and 10 assists per game against Wofford and Furman... Played freshman and sophomore seasons at Alabama with 67 appearances while averaging 6.1 points, 1.5 rebounds and 2.4 assists per game... Scored a career high 24 points at Oregon (Dec. 21, 2015)... Member of the SEC First Year Academic Honor Roll in 2014-15... Alabama 5A Player of the Year as a high school senior.

**JAKE DESJARDINS - 55/F**  
**JUNIOR**  
**6-6/215**  
**HENDERSON, NEV.**  
**CORONADO HS**

**Sophomore Season (2017-18)**

Appeared in three games in his second season as a walk-on... Grabbed a trio of rebounds while scoring one bucket and tallying one assist in five minutes of action in UA's season-opening win over NAU (11-10-17).

**Freshman Season (2016-17)**

Tallied seven appearances with 12 minutes played in first season as a walk-on at Arizona... Connected on a pair of free throws in UA victory over New Mexico (Dec. 20, 2016)... Grabbed defensive rebound in first round win versus North Dakota in the NCAA Tournament.

**Prior to Arizona**

Joined the Wildcats as a walk-on after prep career at Coronado High School in the Las Vegas area... 2015-16 First Team All-State selection by the Las Vegas Review-Journal... Averaged 20 points and nine rebounds a game as a senior... Selected to the Las Vegas Sun's prestigious Super Seven preseason team... Helped guide Coronado to its first Sunrise Regional title as a junior.

**DEVONAIRE DOUTRIVE - 1/G**  
**FRESHMAN**  
**6-5/175**  
**DALLAS, TEXAS**  
**BIRMINGHAM HS (CALIF.)**

**Prior to Arizona**

Consensus Top 100 recruit for the 2018 recruiting class by major scouting services... Considered a top ten prospect for the state of California... Helped guide Birmingham High School to the regional finals of the SoCal division of the 2018 CIF playoffs... From a Conference of Champions bloodline with family members playing basketball at California and Utah.

**CHASE JETER - 4/C**  
**RS-JUNIOR**  
**6-10/230**  
**LAS VEGAS, NEV.**  
**DUKE**

**Junior Season (2017-18)**

Redshirted after transferring from Duke University.

**Prior to Arizona**

Played two seasons at Duke before transferring to Arizona in spring of 2017... Two-Time Academic All-ACC selection... Appeared in 48 games with six starts for the Blue Devils... Best outing for Duke came in 2016-17 season opener with 11 points and eight rebounds versus Marist... 2015 McDonald's All-American out of Bishop Gorman High School in Las Vegas... 2015 Nevada Gatorade Player of the Year... Member of the 2015 United States Junior National Team and the 2014 United States U18 team that won gold at the FIBA Americas

Championship... Played on the U18 Team USA team that featured Sean Miller as an assistant coach... Averaged 16.2 points and 10.6 rebounds as a senior to help lead Bishop Gorman to a 27-6 record and a fourth consecutive Nevada Division I state title... National Honor Society member who maintained a 3.86 grade point average in high school... Son of Christian Jeter who played on UNLV's 1990 national championship team.

**KORY JONES - 52/G**  
**RS-SOPHOMORE**  
**6-3/170**  
**HERNDON, VA.**  
**WESTFIELD HS**

**Sophomore Season (2017-18)**

Missed the entire season with a knee injury suffered during exhibition in team's Spanish Foreign Tour in August.

**Freshman Season (2016-17)**

Played in four games as a true freshman walk-on... Connected on a deep three-pointer and recorded a block in UA's win at Stanford (Jan. 1, 2017)... Also played in Arizona's games versus UC Irvine, New Mexico and North Dakota in the NCAA Tournament.

**Prior to Arizona**

Joined the Arizona program in November as a freshman walk-on... Played prep basketball at Westfield HS in Chantilly, VA and Flint Hill School in Oakton, VA... Helped guide the Westfield Bulldogs to the 2016 Virginia 6A state championship, only the second by a Northern Virginia team in 35 years... Touted as one of the best two-way players in Virginia 6A... Career high of 22 points versus Yorktown HS (12/11/2015).

**IRA LEE - 11/F**  
**SOPHOMORE**  
**6-7/235**  
**LOS ANGELES, CALIF.**  
**CROSSROADS SCHOOL**

**Freshman Season (2017-18)**

Began UA career as part of front line as he appeared in 27 games while averaging 10.6 minutes per game... Best game of season came in win versus Long Beach State (11-29-17) with season-high 11 points with five makes on seven attempts from the field to go along with four rebounds and two steals... LBSU win also featured highlight reel, one-handed dunk on a LBSU post player... Second in double figures with 10 points in 15 minutes in victory over UMBC (11-12-17)... Set season high in rebounds with seven versus CSU Bakersfield... Recorded a pair of blocks in games against SMU, Oregon State and at Stanford.

**Prior to Arizona**

Member of ESPN Top 100 for the 2017 recruiting class... Rated in top ten nationally for his position by numerous recruiting services... Signed as one of the top ten players out of the talent-rich state of California for his class... Erupted for 31 points in a CIF Division II match-up versus George Washington in the 2017 California state tournament... Son of Zeph Lee, former running back and defensive back for the Los Angeles Raiders... Missed parts of senior prep season with a shoulder injury... Born in the state of Arizona and lived in the state until teenage years... Helps continue the Southern California pipeline to Tucson, joining Gabe York, Stanley Johnson and Derrick Williams of recent fellow SoCal Cats.

**RYAN LUTHER - 10/F**  
**SENIOR**  
**6-9/225**  
**GIBSONIA, PA.**  
**PITTSBURGH**

**Prior to Arizona**

Joins Arizona as a graduate transfer senior after starting career at Pittsburgh... Averaged 12.7 points, 10.1 rebounds and 2.8 assists per game in 2017-18 for the Panthers until season-ending injury... Appeared in 86 games for Pitt, averaging 5.2 points, 3.5 rebounds per game while shooting 52.5 percent from the field and 41.5 percent from beyond the arc... Two-time Academic All-ACC selection and NABC Honors Court selection... Set a Pitt Basketball record with 15 consecutive made field goals during non-conference play in 2016-17... Career high of 20 points versus Rice (Dec. 17, 2016)... Grabbed career-best 16 rebounds against St. Mary's (Dec. 5, 2017)... Played prep basketball at Hampton High School where he is the all-time leading scorer at 1,968 points... Top rated player in the city of Pittsburgh in the 2014 recruiting class.

**BRANDON RANDOLPH - 5/G**  
**SOPHOMORE**  
**6-6/175**  
**YONKERS, N.Y.**  
**WESTTOWN SCHOOL (PA.)**

**Freshman Season (2017-18)**

Was a large part of the playing rotation as a freshman with 11.6 minutes player per game in 32 appearances and four starts... Erupted on the scene with team-high 21 points in UA's first exhibition of Spanish Foreign Tour, including a #SCTop10 dunk... Winner of the 2017 Red-Blue Game Slam Dunk competition... Best performance of the season came versus No. 18 Purdue with 17 points while making seven of his 11 field goal attempts in 26 minutes... Scored in double figured in back-to-back wins over No. 7 Texas A&M (12-5-17) and Alabama (12-9-17) while also tallying season-high four assists in win over the Crimson Tide... Finished the top-ten win over Texas A&M with best night at free throw line of his season (six of eight)... Opened Pac-12 play with five consecutive games of two assists.

**Prior to Arizona**

Member of the ESPN Top 40 for 2017 recruiting class... Unanimous top five prospect in his home state... Ranked as one of top ten shooting guards nationally in 2017 by Scout.com... MVP of the Jordan Brand Classic regional game after erupting for 32 points... Scored a game-high 28 points in Hoophall Classic game versus future teammate Deandre Ayton and Hillcrest Academy... Averaged 16 points per game in the Nike EYBL summer circuit while shooting 40 percent from beyond the arc... Played prep basketball at national powerhouse program, Westtown School, in West Chester, Pa., and 30 minutes from former Wildcat Rondae Hollis-Jefferson's high school... Native of Yonkers, N.Y. joining fellow New Yorker Rawle Alkins in giving UA back-to-back recruiting classes with a player from New York.

**DYLAN SMITH - 3/G**  
**RS-JUNIOR**  
**6-6/170**  
**MOBILE, ALA.**  
**UNC ASHEVILLE**

**Sophomore Season (2017-18)**

Emerged as key cog in the rotation in his first season playing for the Wildcats as he appeared in 34 games, starting eight and being the first player to enter a game off the bench on 20 different occasions... Had numerous timely performances in crucial times; hit a pair of game-winning free throws in

UA's win over No. 7 Texas A&M (12-5-17), buried a trio of first-half three pointers in Arizona victory over No. 3 Arizona State (12-30-17) and connected on all three-pointers in Wildcats' short-handed win at California (1-17-18)... Talled season-high 14 wins in win at California (1-17-18) shooting a perfect five of five from the field with a quarter of treys... Instrumental in home victory over Colorado (1-25-18) in start for injured Rawle Alkins and scoring 13 points, including three-of-six shooting from deep, in season-high 34 minutes of action... Finished Pac-12 play tenth in the conference in three-point field goal percentage at 40.0 percent (22 of 55).

**Redshirt Season (2016-17)**

Sat out the season per NCAA transfer rules after arriving at Arizona from UNC Asheville.

**Prior to Arizona**

2015-16 Big South All-Freshmen Team member... Led UNC Asheville in scoring at 13.5 ppg as a freshman after playing in all 30 games during the 2015-16 season... Shot 82.6 percent from the free throw line, which was sixth in the Big South Conference... Scored team-high 14 points against eventual national champion, Villanova, in the 2016 NCAA Tournament... Finished the year 81 of 232 (.349) from beyond the arc while the rest of the Bulldogs combined to make 114 made three-point field goals... Talled season/career high 24 points versus Johnson & Wales (12-5-2015)... Hit game-winning shot against Furman during conference play (12-29-15).

**ALEC SPENCE - 50/G**  
**FRESHMAN**  
**6-6/195**

**ST. LOUIS, MO.**  
**SAINT LOUIS COUNTRY DAY**

**Prior to Arizona**

Joined Arizona as a walk-on prior to the 2018-19 season... Wrapped up prep career at Mary Institute and Saint Louis Country Day School in hometown of St. Louis, Mo... Helped guide the Rams to a 19-9 record and a third consecutive district title game appearance during the 2016-17 season... Averaged 19.2 points, 9.8 rebounds and 4.6 assists per game while earning Metro League Player of the Year honors in his final prep season.

**MATTHEW WEYAND - 54/F**  
**SOPHOMORE**  
**6-5/190**  
**IRVINE, CALIF.**  
**MATER DEI HS**

**Freshman Season (2017-18)**

Appeared in one game in his first season as a walk-on, hitting the court in UA's win at Washington State (1-31-18).

**Prior to Arizona**

Joined the Arizona program as a walk-on prior to the 2017-18 season... Played high school basketball at Mater Dei High School in Los Angeles... Helped Mater Dei advanced to the semifinals of the 2017 CIF state tournament as a senior. Joined the Arizona program as a walk-on prior to the 2017-18 season... Played high school basketball at Mater Dei High School in Los Angeles... Helped Mater Dei advanced to the semifinals of the 2017 CIF state tournament as a senior.

**BRANDON WILLIAMS - 2/G**  
**FRESHMAN**  
**6-2/190**  
**LOS ANGELES, CALIF.**  
**CRESPI CARMELITE HS**

**Prior to Arizona**

Consensus Top 40 recruit for the class of 2018 by major recruiting services... Rated as one of the top three prospects in the state of California for his class... Averaged 24.7 points, 5.0 rebounds, 2.7 assists and 2.4 steals per game as a high school senior... Played prep basketball at powerhouse Crespi Carmelite High whose alumni include former Virginia guard London Perrantes... Named Los Angeles Daily News 2017-18 Player of the Year... Erupted for 43 points in CIF playoffs versus Chino Hills in March of 2018 while also scoring 52 points in a game against Alemany High earlier that season... Missed junior season of high school to have surgery on a on a genetic condition in his knee otherwise would have been a McDonald's All-American.

## GAME-BY-GAME COMPARISON

Opponent	1ST	2ND	SCORE	MAR	FG-FGA	PCT	3FG-FGA	PCT	FT-FTA	PCT	REB	MAR	A	TO	BLK	ST	PF
Arizona	49	52	101	+34	34-57	.596	5-13	.385	28-32	.875	43	+20	21	11	6	6	23
Northern Arizona	36	31	67		23-58	.397	4-13	.308	17-30	.567	23		11	13	1	3	24
Arizona	56	47	103	+25	39-64	.609	15-28	.536	10-14	.714	41	+17	25	13	6	8	16
UMBC	47	31	78		26-62	.419	14-28	.500	12-16	.720	24		14	10	0	6	15
Arizona	44	47	91	+32	27-49	.551	9-16	.563	28-36	.778	35	+5	14	13	4	8	19
CSU Bakersfield	27	32	59		24-61	.393	1-16	.063	10-21	.476	30		7	16	1	7	26
Arizona	40	44	84	-6	29-62	.468	2-17	.118	24-35	.686	39	+8	13	8	4	5	23
NC State	40	50	90		27-55	.491	8-20	.400	28-35	.800	31		17	10	4	4	26
Arizona	31	29	60	-6	22-47	.468	5-20	.250	11-19	.579	43	+4	11	20	7	1	20
SMU	30	36	66		22-70	.314	8-22	.364	14-19	.737	39		14	8	5	10	21
Arizona	33	31	64	-25	25-59	.424	3-17	.176	11-16	.688	27	-10	13	11	3	4	20
Purdue	50	39	89		31-54	.574	11-22	.500	16-21	.762	37		19	14	7	6	19
Arizona	42	49	91	+35	36-60	.600	12-22	.545	7-10	.700	34	+9	18	12	2	9	16
Long Beach State	24	32	56		21-51	.412	6-20	.300	8-17	.471	25		12	19	2	6	15
Arizona	30	48	91	+3	35-75	.467	6-18	.333	15-17	.882	37	+0	11	16	7	7	22
UNLV	41	37	88		33-62	.532	3-13	.231	19-26	.731	37		19	18	6	8	19
Arizona	29	38	67	+3	20-47	.426	7-22	.318	20-24	.833	29	-1	14	11	4	4	15
Texas A&M	31	33	64		26-57	.456	5-14	.357	7-10	.700	30		13	11	5	10	21
Arizona	38	50	88	+6	29-56	.518	8-16	.500	22-35	.629	43	+13	17	12	3	2	21
Alabama	40	42	82		24-62	.387	12-24	.353	13-14	.929	30		15	8	2	5	27
Arizona	49	40	89	+16	32-50	.640	9-13	.692	16-21	.762	35	+12	17	10	5	4	14
New Mexico	33	40	73		24-62	.387	10-24	.417	13-14	.929	23		15	7	2	6	21
Arizona	38	45	83	+30	33-66	.500	5-20	.250	12-13	.923	41	+12	17	10	5	4	14
North Dakota State	22	31	53		20-54	.370	8-27	.296	5-10	.500	29		11	13	1	3	16
Arizona	30	43	73	+15	25-50	.500	9-19	.474	14-19	.737	29	-4	14	13	5	7	13
UConn	23	35	58		22-54	.407	5-13	.385	9-11	.818	33		5	18	2	5	19
Arizona	39	45	84	+6	28-62	.452	8-20	.400	20-23	.870	40	+1	18	16	4	7	20
Arizona State	37	41	78		25-66	.379	8-25	.320	20-25	.800	39		11	13	3	7	20
Arizona	46	48	94	+12	30-60	.500	4-12	.333	30-36	.833	46	+23	15	12	5	6	18
Utah	32	50	81		26-59	.441	12-26	.462	18-22	.818	23		18	11	3	8	23
Arizona	29	48	77	-3	28-73	.384	7-25	.280	14-17	.824	36	+2	18	7	4	12	18
Colorado	45	35	80		29-53	.547	7-16	.438	15-17	.882	34		18	15	3	3	18
Arizona	21	41	62	+9	22-53	.415	6-21	.286	12-16	.750	35	+2	17	12	4	9	11
Oregon State	22	31	53		22-56	.393	6-14	.429	3-5	.375	33		7	15	2	5	16
Arizona	41	49	90	+7	25-46	.543	6-15	.400	34-37	.919	27	+4	17	17	3	4	22
Oregon	38	45	83		27-57	.474	8-27	.296	21-14	.875	23		17	15	4	7	29
Arizona	36	43	79	+21	31-50	.620	11-19	.579	6-13	.462	36	+14	20	21	4	3	24
California	26	32	58		18-51	.353	1-13	.077	21-30	.700	22		7	14	5	14	19
Arizona	31	42	73	+2	27-61	.443	8-27	.296	11-13	.846	34	-4	19	11	9	4	16
Stanford	29	42	71		25-61	.410	4-12	.333	17-23	.739	38		9	11	1	5	16
Arizona	30	50	80	+9	26-49	.531	6-15	.400	22-23	.957	23	-2	12	5	3	1	14
Colorado	30	41	71		29-52	.558	8-16	.500	5-8	.625	25		13	10	2	3	18
Arizona	43	31	74	+1	29-45	.644	10-16	.625	6-11	.545	27	+2	19	15	7	3	22
Utah	33	40	73		24-54	.444	7-19	.368	18-21	.857	25		13	8	2	4	15
Arizona	53	47	100	+28	39-63	.619	10-17	.588	12-22	.545	42	+20	16	9	4	3	21
Washington State	34	38	72		22-54	.407	9-24	.375	19-24	.792	22		14	7	6	2	19
Arizona	28	47	75	-3	31-62	.500	2-12	.167	11-15	.733	35	+5	15	12	7	3	17
Washington	35	43	78		30-63	.476	8-14	.571	10-16	.625	30		7	9	2	4	17
Arizona	34	40	74	-8	29-66	.439	8-22	.364	8-10	.800	35	+1	14	10	2	2	12
UCLA	44	38	82		32-32	.516	11-24	.458	7-9	.778	34		15	10	3	6	14
Arizona	37	44	81	+14	32-57	.561	9-20	.450	8-12	.667	40	+18	17	11	6	4	19
USC	31	36	67		24-54	.444	6-19	.316	13-18	.722	22		11	8	1	4	17
Arizona	39	38	77	+7	25-52	.481	6-18	.333	21-27	.778	44	+16	13	20	5	10	17
Arizona State	38	32	70		28-66	.424	7-25	.280	7-12	.583	28		15	16	2	6	21
Arizona	37	24	75	+10	27-56	.482	5-16	.313	16-24	.667	38	+8	11	13	4	4	18
Oregon State	29	32	65		22-55	.400	7-22	.318	14-17	.824	30		15	16	2	6	21
Arizona	43	40	93	-5	34-59	.576	7-18	.389	18-22	.818	35	+5	12	17	5	3	19
Oregon	37	46	98		32-74	.432	14-33	.424	20-24	.833	30		20	4	1	11	21
Arizona	37	38	75	+8	28-53	.528	4-13	.308	15-53	.652	38	+9	17	15	6	1	13
Stanford	28	39	67		24-59	.407	5-14	.357	14-18	.778	29		12	8	0	7	20
Arizona	35	28	66	+12	19-49	.388	5-18	.278	23-26	.885	39	+10	13	12	4	5	15
California	35	19	54		21-54	.389	3-16	.188	9-15	.600	29		7	12	4	6	23
Arizona	35	48	83	+16	25-57	.439	7-18	.389	26-38	.684	36	+9	11	8	4	11	18
Colorado	33	34	67		22-52	.423	5-20	.250	18-22	.818	27		10	15	3	3	28
Arizona	26	41	78	+11	29-66	.439	7-24	.292	13-18	.722	42	+9	9	6	3	5	10
UCLA	30	37	67		27-68	.397	10-35	.286	3-4	.750	33		12	9	1	2	17
Arizona	30	45	75	+14	30-58	.517	4-17	.235	11-13	.846	42	+23	16	14	2	3	15
USC	33	28	61		24-53	.453	5-19	.263	8-16	.500	19		13	7	1	11	13
Arizona	38	30	68	-21	29-64	.453	2-18	.111	8-11	.727	31	-1	13	9	3	4	11
Buffalo	40	49	89		34-62	.548	15-30	.500	6-7	.827	32		13	10	2	4	15

## 2017-18 OVERALL STATISTICS (27-8 OVERALL)

PLAYER	GP-GS	MIN-AVG	FG-FGA	PCT	3FG-FGA	PCT	FT-FTA	PCT	OFF-DEF	TOT-AVG	PF-DQ	A	TO	BLK	STL	PTS	AVG
Ayton, Deandre	35-35	1172-33.5	276-451	.612	12-35	.343	140-191	.733	118-287	405-11.6	81-3	57	69	66	20	704	20.1
Trier,Allonzo	33-33	1124-34.1	184-368	.500	70-184	.380	160-185	.865	11-89	100-3.0	57-1	107	70	11	21	598	18.1
Alkins, Rawle	23-21	723-31.4	99-229	.432	33-92	.359	71-98	.724	43-67	110-4.8	50-2	58	59	17	29	302	13.1
Ristic, Dusan	35-35	949-27.1	178-313	.569	6-15	.400	64-81	.790	72-171	243-6.9	83-2	32	47	18	13	426	12.2
Jackson-Cartwright, Parker	35-35	1120-32.0	90-206	.437	50-120	.417	44-59	.746	8-75	83-2.4	78-1	156	65	4	50	271	7.8
Smith, Dylan	34-8	498-14.6	49-135	.363	32-97	.330	17-21	.810	12-41	53-1.6	49-1	36	31	7	5	147	4.3
Randolph, Brandon	31-4	361-11.6	41-107	.383	15-46	.326	19-26	.731	4-22	26-0.8	37-0	26	21	4	12	116	3.7
Barcello, Alex	21-0	202-9.6	18-46	.391	8-26	.308	6-8	.750	3-19	22-0.8	26-0	20	8	0	3	50	2.4
Lee, Ira	27-0	276-10.2	24-52	.462	1-2	.500	15-25	.600	19-43	62-2.3	50-2	10	13	12	5	64	2.4
Pinder, Keanu	32-0	334-10.4	27-39	.692	0-0	.000	21-34	.618	15-52	67-2.1	62-0	3	13	16	9	75	2.3
Akot, Emmanuel	31-4	321-10.4	21-54	.389	9-24	.375	5-11	.455	11-23	34-1.1	26-0	26	19	3	6	56	1.8
Trillo, Tyler	2-0	6-3.0	1-1	1.000	1-1	1.000	0-0	.000	0-0	0-0.0	1-0	0	1	0	0	3	1.5
Desjardins, Jake	3-0	7-2.3	1-2	.500	0-0	.000	0-0	.000	0-3	3-1.0	2-0	1	1	0	0	2	0.7
Denny, Talbott	3-0	6-2.0	0-0	.000	0-0	.000	1-2	.500	0-0	0-0.0	0-0	0	1	0	0	1	0.3
Weyand, Matt	1-0	1-1.0	0-0	.000	0-0	.000	0-0	.000	0-0	0-0.0	0-0	0	0	0	0	0	0.0
Team									37-32	69-2.0	3		9				
<b>TOTAL</b>	<b>35</b>	<b>7100</b>	<b>1009-2003</b>	<b>.504</b>	<b>237-642</b>	<b>.369</b>	<b>563-741</b>	<b>.760</b>	<b>353-924</b>	<b>1277-36.5</b>	<b>606-12</b>	<b>532</b>	<b>427</b>	<b>158</b>	<b>173</b>	<b>2818</b>	<b>80.5</b>
<b>OPPONENTS</b>	<b>35</b>	<b>7100</b>	<b>890-2047</b>	<b>.435</b>	<b>261-729</b>	<b>.358</b>	<b>468-638</b>	<b>.734</b>	<b>310-108</b>	<b>1018-29.1</b>	<b>691-22</b>	<b>443</b>	<b>406</b>	<b>92</b>	<b>214</b>	<b>2509</b>	<b>71.7</b>

## 2017-18 PAC-12 STATISTICS (14-4; CHAMPIONS)

PLAYER	GP-GS	MIN-AVG	FG-FGA	PCT	3FG-FGA	PCT	FT-FTA	PCT	OFF-DEF	TOT-AVG	PF-DQ	A	TO	BLK	STL	PTS	AVG
Ayton, Deandre	18-18	623-34.6	139-226	.615	4-9	.444	81-105	.771	65-141	206-11.4	40-1	28	38	41	9	363	20.2
Trier,Allonzo	16-16	550-34.4	84-172	.488	37-96	.385	68-75	.907	5-48	53-3.3	26-1	56	30	4	12	273	17.1
Ristic, Dusan	18-18	525-29.2	104-184	.565	6-9	.667	28-36	.778	37-94	131-7.3	48-1	16	28	9	5	242	13.4
Alkins, Rawle	15-14	475-31.7	65-156	.417	23-63	.365	44-61	.721	31-40	71-4.7	34-1	45	42	8	18	197	13.1
Jackson-Cartwright, Parker	18-18	588-32.7	44-107	.411	23-66	.348	26-32	.813	3-40	43-2.4	44-1	82	37	3	22	137	7.6
Smith, Dylan	18-6	275-15.3	29-72	.403	22-55	.400	6-7	.857	8-21	29-1.6	27-1	20	19	3	4	86	4.8
Pinder, Keanu	16-0	163-10.2	13-16	.813	0-0	.000	16-22	.727	2-26	28-1.8	31-0	1	7	10	4	42	2.6
Akot, Emmanuel	16-0	163-10.2	12-23	.522	4-5	.800	5-10	.500	7-10	17-1.1	13-0	15	9	1	3	33	2.1
Randolph, Brandon	17-0	157-9.2	12-42	.286	3-19	.158	5-7	.714	3-10	13-0.8	22-0	14	14	2	3	32	1.9
Lee, Ira	13-0	86-6.6	4-8	.500	0-0	.000	6-11	.545	2-15	17-1.3	19-1	2	2	5	0	14	1.1
Barcello, Alex	9-0	40-4.4	4-9	.444	0-2	.000	1-2	.500	0-3	3-0.3	10-0	1	3	0	1	9	1.0
Denny, Talbott	2-0	2-1.0	0-0	.000	0-0	.000	1-2	.500	0-0	0-0.0	0-0	0	0	0	0	1	0.5
Desjardins, Jake	1-0	1-1.0	0-1	.000	0-0	.000	0-0	.000	0-0	0-0.0	0-0	0	0	0	0	0	0.0
Weyand, Matt	1-0	1-1.0	0-0	.000	0-0	.000	0-0	.000	0-0	0-0.0	0-0	0	0	0	0	0	0.0
Trillo, Tyler	1-0	1-1.0	0-0	.000	0-0	.000	0-0	.000	0-0	0-0.0	0-0	0	0	0	0	0	0.0
Team									22-17	39-2.2	2		6				
<b>TOTAL</b>	<b>18</b>	<b>3650</b>	<b>510-1016</b>	<b>.502</b>	<b>122-324</b>	<b>.377</b>	<b>287-370</b>	<b>.776</b>	<b>185-465</b>	<b>650-36.1</b>	<b>316-7</b>	<b>280</b>	<b>235</b>	<b>86</b>	<b>81</b>	<b>1429</b>	<b>79.4</b>
<b>OPPONENTS</b>	<b>18</b>	<b>3650</b>	<b>460-1050</b>	<b>.438</b>	<b>131-359</b>	<b>.365</b>	<b>251-331</b>	<b>.758</b>	<b>158-358</b>	<b>516-28.7</b>	<b>349-9</b>	<b>223</b>	<b>200</b>	<b>47</b>	<b>115</b>	<b>1302</b>	<b>72.3</b>

## 2018 POSTSEASON STATISTICS

PLAYER	GP-GS	MIN-AVG	FG-FGA	PCT	3FG-FGA	PCT	FT-FTA	PCT	OFF-DEF	TOT-AVG	PF-DQ	A	TO	BLK	STL	PTS	AVG
Ayton, Deandre	4-4	142-35.5	37-63	.587	1-3	.333	13-21	.619	19-32	51-12.8	10-1	8	10	7	5	88	22.0
Ristic, Dusan	4-4	128-32.0	24-43	.558	0-1	.000	8-10	.800	10-20	30-7.5	7-0	5	3	1	2	56	14.0
Trier,Allonzo	4-4	144-36.0	14-43	.326	5-23	.217	17-18	.944	0-8	8-2.0	6-0	10	4	0	1	50	12.5
Jackson-Cartwright, Parker	4-4	139-34.8	14-30	.467	9-20	.450	5-8	.625	1-11	12-3.0	8-0	13	7	0	7	42	10.5
Alkins, Rawle	4-4	139-34.8	14-37	.378	4-15	.267	9-14	.643	6-16	22-5.5	10-1	6	10	4	6	41	10.3
Lee, Ira	1-0	1-1.0	1-1	1.000	0-0	.000	2-2	1.000	0-1	1-1.0	0-0	0	0	0	0	4	4.0
Pinder, Keanu	4-0	52-13.0	6-9	.667	0-0	.000	2-4	.500	5-8	13-3.3	5-0	1	0	0	1	14	3.5
Randolph, Brandon	2-0	12-6.0	1-2	.500	1-1	1.000	0-0	.000	0-1	1-0.5	0-0	1	0	0	0	3	1.5
Smith, Dylan	4-0	36-9.0	1-12	.083	0-11	.000	2-3	.667	2-5	7-1.8	5-0	2	2	0	1	4	1.0
Akot, Emmanuel	4-0	31-7.8	1-5	.200	0-3	.000	0-0	.000	0-2	2-0.5	3-0	2	2	0	1	2	0.5
Barcello, Alex	1-0	1-1.0	0-0	.000	0-0	.000	0-0	.000	0-0	0-0.0	0-0	0	0	0	0	0	0.0
Team									2-2	4-1.00			0				
<b>TOTAL</b>	<b>4</b>	<b>825</b>	<b>113-245</b>	<b>.461</b>	<b>20-77</b>	<b>.260</b>	<b>58-80</b>	<b>.725</b>	<b>45-106</b>	<b>151-37.8</b>	<b>54-2</b>	<b>49</b>	<b>37</b>	<b>12</b>	<b>23</b>	<b>304</b>	<b>76.0</b>
<b>OPPONENTS</b>	<b>4</b>	<b>825</b>	<b>107-235</b>	<b>.455</b>	<b>35-104</b>	<b>.337</b>	<b>35-49</b>	<b>.714</b>	<b>25-86</b>	<b>111-27.8</b>	<b>73-3</b>	<b>48</b>	<b>41</b>	<b>7</b>	<b>20</b>	<b>284</b>	<b>71.0</b>

Opponent	W	L	First Game	Last Game	Opponent	W	L	First Game	Last Game
+Adams State	2	0	1977	2008	Hawaii-Hilo	2	0	1985	1986
Air Force	2	4	1959	1968	Hawaii Pacific	2	0	1985	1986
Alabama	1	2	1985	2017	Holy Cross	1	0	1998	1998
Alaska-Anchorage	1	0	1995	1995	+Houston	6	5	1968	2009
Arizona State	152	82	1914	2018	Houston Baptist	1	0	1985	1985
Arkansas	2	6	1949	1995	Idaho	4	0	1974	1979
Arkansas-Little Rock	1	0	1988	1988	Idaho State	4	4	1959	2011
Auburn	0	1	1986	1986	+Illinois	8	6	1967	2008
Austin Peay	1	0	1991	1991	Illinois State	1	0	1998	1998
Ball State	1	0	2012	2012	Illinois Wesleyan	1	1	1982	1983
Baylor	5	3	1948	1997	Iowa	3	5	1958	1996
Belmont	1	0	2013	2013	Iowa State	3	3	1970	1998
Beloit	1	1	1950	1954	I.U.P.U.I.	1	0	1999	1999
Bethune-Cookman	1	0	2011	2011	Jackson State	2	0	1997	2000
Boise State	2	0	2015	2015	Jacksonville	0	1	1970	1970
Boston College	3	0	1986	1997	James Madison	1	0	1997	1997
Boston University	1	0	2003	2003	Kansas	4	8	1980	2011
Bowling Green	0	1	1956	1956	Kansas State	6	8	1951	2014
Bradley	4	7	1948	2015	Kentucky	3	2	1946	1999
Brigham Young	20	19	1952	2011	Lamar	1	1	1980	1981
Bryant	1	0	2012	2012	LaSalle	1	2	1950	1995
Bucknell	0	1	2012	2012	LaVerne	2	0	1932	1933
Buffalo	0	1	2018	2018	Liberty	1	0	2004	2004
Butler	3	1	1971	2017	Lipscomb	1	0	2010	2010
+California	64	31	1924	2018	Long Beach State	7	0	1988	2017
Cal-Poly Pomona	2	0	1966	1974	Long Island	1	0	1951	1951
Cal-Poly San Luis Obispo	3	0	1950	2013	Louisiana-Lafayette	2	0	1979	2004
+Cal State Fullerton	4	1	1976	2011	Louisiana State	3	3	1991	2003
Cal State Hayward	2	0	1965	1981	Louisiana Tech.	1	0	2010	2010
Cal State Los Angeles	4	5	1958	1972	Louisville	2	3	1949	2009
Cal State Northridge	1	0	2014	2014	Loyola (Ill.)	1	0	1989	1989
Canisius	1	3	1948	1954	Loyola (Md.)	1	0	1994	1994
Centenary	2	1	1953	1974	Loyola Marymount	9	4	1937	2009
Chaminade	1	0	2001	2001	Manhattan	1	0	2005	2005
Charleston (W.Va.)	1	0	1981	1981	Marquette	3	1	1974	2005
Charleston Southern	1	0	2012	2012	Maryland	3	0	1964	2002
College of Charleston	1	0	1997	1997	Memphis	4	4	1953	2011
Cincinnati	3	0	1976	1996	Miami (Fla.)	3	0	1986	2012
Clemson	3	0	1989	2012	Miami (Ohio)	0	2	1947	1995
Cleveland State	1	0	2009	2009	Michigan	8	2	1958	2014
Colorado	18	13	1961	2018	Michigan State	5	2	1947	2017
Colorado State	14	11	1955	1978	Midwestern	2	0	1976	1980
Columbia	1	0	1975	1975	Minnesota	0	4	1952	1995
Coppin State	1	0	1997	1997	Mississippi	1	1	1953	2001
Cornell	1	0	1988	1988	Mississippi State	2	2	1971	2012
Creighton	1	1	1968	1969	Mississippi Valley State	1	0	2009	2009
CSU Bakersfield	3	0	1973	2017	Missouri	4	1	1985	2017
Davidson	1	0	2003	2003	Montana	1	0	1995	1995
Dayton	2	1	1951	2001	Montana State	1	1	1940	1982
Delaware	1	0	1999	1999	Morehead State	1	0	1947	1947
Delaware State	1	0	1993	1993	Morgan State	1	0	1997	1997
Denver	3	1	1962	1986	Mount St. Mary's	1	0	2014	2014
DePaul	3	2	1930	1934	Murray State	1	1	1956	1957
DePauw	1	0	1971	1971	Nebraska	2	2	1961	1999
Detroit	1	1	1976	1977	New Mexico	85	42	1917	2017
Drake	1	1	1934	1975	New Mexico State	60	38	1917	2013
Drexel	1	0	2013	2013	New Mexico Tech.	10	0	1920	1942
Duke	5	4	1962	2013	New Orleans	3	0	1992	1994
Duquesne	2	3	1948	2012	New York University	0	1	1952	1952
East Carolina	1	0	1975	1975	Niagara	0	1	1954	1954
East Tennessee State	2	1	1991	2012	Nicholls State	1	0	1998	1998
Eastern Illinois	1	0	2001	2001	North Carolina	3	4	1949	2007
Eastern Michigan	2	0	1969	1978	North Carolina-Asheville	1	0	1997	1997
Eastern New Mexico	1	0	1961	1961	North Carolina-Wilmington	1	0	1999	1999
Eastern Washington	1	0	2005	2005	North Carolina State	2	1	2010	2017
Evansville	3	1	1964	1992	North Dakota	0	0	2017	2017
Fairleigh Dickinson	1	0	2013	2013	North Dakota State	1	0	2017	2017
Florida	2	2	2002	2012	North Texas	0	2	1968	1970
Florida Atlantic	1	0	2009	2009	+Northern Arizona	98	27	1919	2017
Florida International	2	0	1982	1998	Northern Colorado	3	1	1960	2017
Florida State	1	3	1970	1997	Northern Illinois	2	0	1973	1975
Fordham	1	1	1970	1994	Northwestern	2	0	1977	1979
Fort Hays State	1	0	1984	1984	Northwestern State	1	0	2015	2015
+Fresno State	4	3	1960	2015	Notre Dame	4	1	1934	2003
Gardner-Webb	1	0	2014	2014	Oakland	2	0	2012	2014
Georgetown	2	1	1976	1995	Occidental	5	1	1931	1935
Georgia Tech	0	1	1991	1991	Ohio	0	1	1956	1956
Gonzaga	6	2	2001	2017	Ohio State	2	2	1972	2015
Grand Canyon	5	0	1978	2017	+Oklahoma	2	5	1988	2011
Hamline	3	0	1956	1963	Oklahoma City	1	1	1934	1957
Hardin-Simmons	24	14	1940	1967	Oklahoma State	3	0	1994	2005
Harvard	3	0	1967	2013	Old Dominion	1	0	1976	1976
Hawaii	2	0	1976	1992	Oral Roberts	1	0	2012	2012

# RECORD VS. ALL OPPONENTS



Opponent	W	L	First Game	Last Game
Oregon	51	29	1979	2018
+Oregon State	63	22	1976	2018
Pacific	4	1	1958	2015
Penn State	1	0	1990	1990
Pennsylvania	1	0	1997	1997
Pepperdine	5	0	1965	2001
Pittsburgh	3	2	1949	1992
Pomona	2	0	1932	1933
Portland State	1	0	1976	1976
Princeton	1	0	1986	1986
Providence	3	3	1982	2015
Purdue	5	7	1934	2017
Regis	1	1	1960	1961
Rice	2	0	2010	2011
Richmond	2	0	1995	2005
Rhode Island	3	0	1993	2013
Robert Morris	3	0	1989	2011
Rutgers	2	0	1992	1995
Sacred Heart	1	0	2017	2017
St. Bonaventure	1	0	1987	1987
St. Francis (Pa.)	1	1	1968	1991
St. Francis (N.Y.)	0	1	1948	1948
St. John's (N.Y.)	1	0	2012	2012
St. Joseph's (Pa.)	2	0	1948	1994
Saint Louis	2	1	1934	2004
Saint Mary's (Calif.)	5	2	1949	2017
Samford	1	0	2007	2007
Sam Houston State	1	0	2006	2006
San Diego	2	0	1973	2005
+San Diego State	24	7	1946	2014
San Francisco	1	4	1949	1973
San Francisco State	1	0	1985	1985
San Jose State	10	4	1937	1985
Santa Clara	8	4	1937	2017
Seattle University	5	2	1963	1971
Seton Hall	1	2	1988	2004
SMU	3	1	1974	2018
Alabama	1	1	1972	1997
South Florida	1	0	1990	1990
Southeast Oklahoma	0	1	1940	1940
Southern	1	0	2013	2013
Southern Illinois	2	1	1966	1977
Southern Mississippi	3	0	1951	2012
Southwestern	0	1	1934	1934
+Stanford	65	29	1938	2018
Syracuse	1	2	1988	1995
TCU	0	2	1940	1953
Temple	2	0	1989	1992
Tennessee	1	3	1957	1998
Texas	8	2	1950	2011
Texas-Pan American	1	1	1984	1985
Texas-San Antonio	1	1	1983	1986
+Texas A&M	8	1	1950	2017
Texas Southern	2	0	2015	2017
Texas Tech	24	28	1934	2013
Towson State	1	0	1995	1995
Tulane	2	0	1997	1997
Tulsa	1	2	1955	1986
UAB	1	1	2005	2009
UC Davis	1	0	1975	1975
UC Irvine	3	0	1998	2017
UCLA	44	56	1923	2018
UConn	1	5	1999	2017
UC Riverside	2	0	1972	1981
UC Santa Barbara	6	3	1956	2002
UMBC	1	0	2018	2017
+UMKC	1	0	2008	2008
+UNLV	9	12	1973	2017
U.S. International	1	0	1982	1982
+USC	68	42	1922	2018
Utah	33	29	1954	2018
Utah State	1	3	1959	2005
Utah Valley	1	0	2014	2014
UTEP	61	30	1920	2014
Valparaiso	3	0	1996	2012
Vanderbilt	0	2	1957	2010
Vermont	1	0	2003	2003
Villanova	2	2	1968	2006
Virginia	2	3	1994	2008
Wake Forest	0	1	2005	2005
+Washington	52	29	1965	2018
+Washington State	64	16	1960	2018
Washington University	0	2	1949	1958

Opponent	W	L	First Game	Last Game
Wayne State	1	0	1947	1947
Weber State	5	0	1967	2014
West Texas State	20	16	1940	1962
+West Virginia	3	2	1949	2008
Western Illinois	1	0	1991	1991
Western Kentucky	2	0	2003	2006
Western New Mexico	3	3	1941	1962
Whittier	1	1	1924	1951
Wichita State	1	2	1952	2016
Wisconsin	2	5	1963	2015
Wright State	1	0	2005	2005
Wyoming	20	15	1963	2005
Xavier	1	1	2015	2017

+ Indicates that series results are affected by a vacated game(s) due to NCAA infractions. Records or streaks listed reflect on-court results only.







1/31/62 W 80-60 Tucson, Ariz.  
 12/17/71 L 81-86 Tucson, Ariz.

**Cal State Northridge (1-0)**

11/16/14 W 86-68 Tucson, Ariz.

**Canisius (1-3)**

1/1/48 L 50-59 Buffalo, N.Y.  
 12/26/50 L 52-55 Buffalo, N.Y.  
 12/29/51 L 78-89 Buffalo, N.Y.  
 12/31/53 W 79-58 Buffalo, N.Y.

**Centenary (2-1)**

12/13/52 L 57-59 Tucson, Ariz.  
 12/15/53 W 79-64 Tucson, Ariz.  
 1/25/74 W 97-88 Tucson, Ariz.

**Chaminade (1-0)**

11/20/00 W 97-57 Lahaina, Hawaii

**Charleston (1-0)**

12/20/80 W 93-70 Tucson, Ariz.

**Charleston Southern (1-0)**

11/11/12 W 82-73 Tucson, Ariz.

**Cincinnati (3-0)**

12/27/75 W 71-64 Honolulu, Hawaii  
 2/21/93 W 70-60 Phoenix, Ariz.  
 2/11/96 W 79-76 Phoenix, Ariz.

**Clemson (3-0)**

3/18/89 W 94-68 Boise, Idaho  
 12/10/11 W 63-47 Tucson, Ariz.  
 12/8/12 W 66-54 Clemson, S.C.

**Cleveland State (1-0)**

3/22/09 W 71-57 Miami, Fla.

**College of Charleston (1-0)**

3/15/97 W 73-69 Memphis, Tenn.

**Colorado (18-13)**

12/2/60 L 72-82 Tucson, Ariz.  
 12/3/60 L 60-83 Tucson, Ariz.  
 12/8/61 L 51-72 Boulder, Colo.  
 12/9/61 L 57-60 Boulder, Colo.  
 12/22/62 W 60-52 Tucson, Ariz.  
 12/6/63 L 60-75 Boulder, Colo.  
 12/20/65 L (3OT) 73-77 Tucson, Ariz.  
 12/17/66 L 74-91 Boulder, Colo.  
 12/18/67 W 76-67 Tucson, Ariz.  
 12/19/68 L 69-70 Boulder, Colo.  
 12/3/73 W 91-76 Boulder, Colo.  
 12/21/74 W 94-63 Tucson, Ariz.  
 11/24/09 W (OT) 91-87 Lahaina, Hawaii  
 1/21/12 L 63-64 Boulder, Colo.  
 2/9/12 W 71-57 Tucson, Ariz.  
 3/10/12 L 51-53 Los Angeles, Calif.  
 1/3/13 W (OT) 92-83 Tucson, Ariz.  
 2/14/13 L 58-71 Boulder, Colo.  
 3/14/13 W 79-69 Las Vegas, Nev.  
 1/23/14 W 69-57 Tucson, Ariz.  
 2/22/14 W 88-61 Boulder, Colo.  
 3/14/14 W 63-43 Las Vegas, Nev.  
 1/15/15 W 68-54 Tucson, Ariz.  
 2/26/15 W 82-54 Boulder, Colo.  
 2/24/16 L 72-75 Boulder, Colo.  
 3/10/16 W 82-78 Las Vegas, Nev.  
 1/7/17 W 82-73 Tucson, Ariz.  
 3/9/17 W 92-78 Las Vegas, Nev.  
 1/6/18 L 77-80 Boulder, Colo.  
 1/25/18 W 80-71 Tucson, Ariz.  
 3/8/18 W 83-67 Las Vegas, Nev.

**Colorado State (14-11)**

12/17/54 L 62-67 Tucson, Ariz.  
 12/18/54 W 81-59 Tucson, Ariz.  
 12/19/56 W 73-63 Tucson, Ariz.  
 1/2/60 L 64-103 Fort Collins, Colo.  
 12/14/62 L 65-75 Fort Collins, Colo.  
 12/7/63 L 45-57 Fort Collins, Colo.  
 1/10/64 W 57-55 Tucson, Ariz.  
 1/29/70 W 75-69 Tucson, Ariz.  
 2/28/70 L 80-94 Fort Collins, Colo.

1/7/71 L 65-90 Fort Collins, Colo.  
 2/13/71 L 71-74 Tucson, Ariz.  
 1/14/72 W 78-74 Tucson, Ariz.  
 2/19/72 L 67-87 Fort Collins, Colo.  
 2/3/73 W 94-87 Tucson, Ariz.  
 3/2/73 L 72-79 Fort Collins, Colo.  
 1/5/74 L 67-85 Fort Collins, Colo.  
 2/8/74 W 76-67 Tucson, Ariz.  
 1/25/75 W 85-82 Fort Collins, Colo.  
 2/28/75 W 107-97 Tucson, Ariz.  
 1/30/76 W 94-76 Tucson, Ariz.  
 2/28/76 W 78-72 Fort Collins, Colo.  
 1/29/77 W 77-72 Fort Collins, Colo.  
 2/24/77 W 91-86 Tucson, Ariz.  
 1/27/78 W 75-63 Tucson, Ariz.  
 2/25/78 L 88-95 Fort Collins, Colo.

**Columbia (1-0)**

12/28/74 W 94-73 Norfolk, Va.

**Coppin State (1-0)**

12/13/97 W 99-82 Tucson, Ariz.

**Cornell (1-0)**

3/18/88 W 90-50 Los Angeles, Calif.

**Creighton (1-1)**

12/15/67 L 66-70 Omaha, Neb.  
 1/16/69 W 72-63 Tucson, Ariz.

**CSU Bakersfield (3-0)**

11/29/72 W 94-87 Tucson, Ariz.  
 11/15/16 W 78-66 Tucson, Ariz.  
 11/16/17 W 91-59 Tucson, Ariz.

**Davidson (1-0)**

12/28/02 W 95-69 Tucson, Ariz.

**Dayton (2-1)**

3/13/51 L 68-74 New York, N.Y.  
 11/29/91 W 84-68 Honolulu, Hawaii  
 11/21/99 W 76-59 Lahaina, Hawaii

**Delaware (1-0)**

12/30/99 W 89-77 Tucson, Ariz.

**Delaware State (1-0)**

12/28/92 W 92-52 Tucson, Ariz.

**Denver (3-1)**

12/30/61 W 71-57 Tucson, Ariz.  
 12/10/63 W 74-64 Tucson, Ariz.  
 12/27/65 L 70-72 Denver, Colo.  
 12/4/85 W 63-54 Tucson, Ariz.

**DePaul (0-2)**

2/10/30 L 16-29 Tucson, Ariz.  
 1/3/34 L 24-37 Chicago, Ill.

**DePauw (1-0)**

1/4/71 W 105-68 Tucson, Ariz.

**Detroit (1-1)**

1/10/76 W 106-76 Tucson, Ariz.  
 12/18/76 L 68-70 Detroit, Mich.

**Drake (1-1)**

12/29/33 W 36-35 Des Moines, Iowa  
 3/16/75 L 76-83 Louisville, Ky.

**Drexel (1-0)**

11/27/13 W 66-62 New York, N.Y.

**Duke (5-4)**

12/16/61 L 47-78 Pittsburgh, Pa.  
 12/30/87 W 91-85 Tucson, Ariz.  
 2/26/89 W 77-75 East Rutherford, N.J.  
 2/25/90 L 76-78 Durham, N.C.  
 2/24/91 W (2OT) 103-96 Tucson, Ariz.  
 11/26/97 L 87-95 Lahaina, Hawaii  
 4/2/01 L 72-82 Minneapolis, Minn.  
 3/24/11 W 93-77 Anaheim, Calif.  
 11/29/13 W 72-66 New York, N.Y.

**Duquesne (2-3)**

1/2/48 L 51-54 Pittsburgh, Pa.  
 12/21/48 L 51-57 Pittsburgh, Pa.  
 1/1/51 L 63-65 Pittsburgh, Pa.  
 11/27/87 W 133-78 Anchorage, Alaska  
 11/9/11 W 67-59 Tucson, Ariz.

**East Carolina (1-0)**

3/13/75 W 94-78 Louisville, Ky.

**East Tennessee State (2-1)**

11/16/90 W 88-79 Tucson, Ariz.  
 3/20/92 L 80-87 Atlanta, Ga.  
 12/22/12 W 73-53 Honolulu, Hawaii

**Eastern Illinois (1-0)**

3/16/01 W 101-76 Kansas City, Mo.

**Eastern Michigan (2-0)**

1/7/69 W 89-72 Tucson, Ariz.  
 12/20/77 W 92-78 Tucson, Ariz.

**Eastern New Mexico (1-0)**

12/13/60 W 118-66 Tucson, Ariz.

**Eastern Washington (1-0)**

12/28/04 W 79-45 Tucson, Ariz.

**Evansville (3-1)**

12/4/63 L 58-61 Tucson, Ariz.  
 12/28/63 W 78-61 Evansville, Ind.  
 12/17/68 W 102-88 Tucson, Ariz.  
 12/28/91 W 83-76 Tucson, Ariz.

**Fairleigh Dickinson (1-0)**

11/18/13 W 100-50 Tucson, Ariz.

**Florida (2-2)**

11/9/01 W 75-71 New York, N.Y.  
 11/28/03 L 77-78 Springfield, Mass.  
 12/7/11 L (OT) 72-78 Gainesville, Fla.  
 12/15/12 W 65-64 Tucson, Ariz.

**Florida Atlantic (1-0)**

11/17/08 W 75-62 Tucson, Ariz.

**Florida International (2-0)**

12/1/82 W 79-68 Tucson, Ariz.  
 12/30/98 W 91-75 Tucson, Ariz.

**Florida State (1-3)**

1/5/70 L 78-87 Tucson, Ariz.  
 12/31/70 L 85-95 Tallahassee, Fla.  
 12/6/94 W 96-78 Tucson, Ariz.  
 12/23/97 L 79-84 Tallahassee, Fla.

**Fordham (1-1)**

12/26/69 L 74-82 Evansville, Ind.  
 12/28/93 W 111-84 Tucson, Ariz.

**Fort Hayes State (1-0)**

12/30/83 W 81-64 Tucson, Ariz.

**Fresno State (4-3)**

2/13/60 L 68-69 Tucson, Ariz.  
 12/1/62 W 75-67 Tucson, Ariz.  
 12/17/79 W 65-61 Tucson, Ariz.  
 12/1/80 L 65-77 Tucson, Ariz.  
 12/9/80 L 60-70 Fresno, Calif.  
 12/16/07 W 69-50 Tucson, Ariz.  
 12/9/15 W 85-72 Tucson, Ariz.

**Gardner-Webb (1-0)**

12/2/14 W 91-65 Tucson, Ariz.

**Georgetown (2-1)**

3/13/76 W 83-76 Tempe, Ariz.  
 12/13/86 L 74-82 Washington, D.C.  
 11/24/95 W 91-81 New York, N.Y.

**Georgia Tech (0-1)**

2/17/91 L 56-62 East Rutherford, N.J.

**Gonzaga (6-2)**

11/29/00 W 101-87 Tucson, Ariz.





















<b>Pac-12 (.639)</b> . . . . . 668-378	Arizona State . . . . . 152-82	+California . . . . . 64-31	Colorado . . . . . 18-13	Oregon . . . . . 51-30	+Oregon State . . . . . 63-21	Stanford . . . . . 65-29	UCLA . . . . . 44-56	+USC . . . . . 68-42	Utah . . . . . 33-29	+Washington . . . . . 52-29	+Washington State . . . . . 64-16			
<b>America East (1.000)</b> . . . . . 2-0	UMBC . . . . . 1-0	Vermont . . . . . 1-0												
<b>American (.571)</b> . . . . . 24-18	Cincinnati . . . . . 3-0	+Houston . . . . . 6-5	Louisville . . . . . 2-3	Memphis . . . . . 4-4	Rutgers . . . . . 2-0	South Florida . . . . . 1-0	SMU . . . . . 3-1	Temple . . . . . 2-0	UCConn . . . . . 1-5					
<b>Atlantic 10 (.667)</b> . . . . . 16-8	Dayton . . . . . 2-1	Duquesne . . . . . 2-3	Fordham . . . . . 1-1	LaSalle . . . . . 1-2	Rhode Island . . . . . 3-0	Richmond . . . . . 2-0	St. Bonaventure . . . . . 1-0	St. Joseph's . . . . . 2-0	Saint Louis . . . . . 2-1					
<b>Atlantic Coast (.600)</b> . . . . . 33-22	Boston College . . . . . 3-0	Clemson . . . . . 3-0	Duke . . . . . 5-4	Florida State . . . . . 1-3	Georgia Tech . . . . . 0-1	Maryland . . . . . 3-0	Miami (Fla.) . . . . . 3-0	NC State . . . . . 2-1	North Carolina . . . . . 3-4	Notre Dame . . . . . 4-1	Pittsburgh . . . . . 3-2	Syracuse . . . . . 1-2	Virginia . . . . . 2-3	Wake Forest . . . . . 0-1
<b>Atlantic Sun (.600)</b> . . . . . 3-2	East Tennessee State . . . . . 2-1	Jacksonville . . . . . 0-1	Lipscomb . . . . . 1-0											
<b>Big 12 (.492)</b> . . . . . 59-61	Baylor . . . . . 5-3	Iowa State . . . . . 3-3	Kansas . . . . . 4-8	Kansas State . . . . . 6-8	+Oklahoma . . . . . 2-5	Oklahoma State . . . . . 3-0	TCU . . . . . 0-2	Texas . . . . . 9-2	Texas Tech . . . . . 24-28	+West Virginia . . . . . 3-2				
<b>Big East (.548)</b> . . . . . 17-14	Butler . . . . . 3-1	Creighton . . . . . 1-1	DePaul . . . . . 0-2	Georgetown . . . . . 2-1	Marquette . . . . . 3-1	Providence . . . . . 3-3	St. John's (N.Y.) . . . . . 1-0	Seton Hall . . . . . 1-2	Villanova . . . . . 2-2	Xavier . . . . . 1-1				

<b>Big Sky (.776)</b> . . . . . 114-33	Idaho State . . . . . 4-4	Montana . . . . . 1-0	Montana State . . . . . 1-1	North Dakota . . . . . 1-0	+Northern Arizona . . . . . 98-27	Northern Colorado . . . . . 3-1	Portland State . . . . . 1-0	Weber State . . . . . 5-0					
<b>Big South (1.000)</b> . . . . . 4-0	Charleston Southern . . . . . 1-0	Gardner-Webb . . . . . 1-0	Liberty . . . . . 1-0	UNC-Asheville . . . . . 1-0									
<b>Big Ten (.507)</b> . . . . . 37-36	+Illinois . . . . . 8-6	Iowa . . . . . 3-5	Michigan . . . . . 8-2	Michigan State . . . . . 5-3	Minnesota . . . . . 0-4	Nebraska . . . . . 2-2	Northwestern . . . . . 2-0	Ohio State . . . . . 1-2	Penn State . . . . . 1-0	Purdue . . . . . 5-7	Wisconsin . . . . . 2-5		
<b>Big West (.882)</b> . . . . . 30-4	Cal Poly SLO . . . . . 3-0	+Cal State Fullerton . . . . . 4-1	Cal State Northridge . . . . . 1-0	Hawaii . . . . . 2-0	Long Beach State . . . . . 7-0	UC Davis . . . . . 1-0	UC Irvine . . . . . 3-0	UC Riverside . . . . . 2-0	UC Santa Barbara . . . . . 7-3				
<b>Colonial Athletic Association (1.000)</b> . . . . . 6-0	College of Charleston . . . . . 1-0	Delaware . . . . . 1-0	Drexel . . . . . 1-0	James Madison . . . . . 1-0	UNC-Wilmington . . . . . 1-0	Towson . . . . . 1-0							
<b>Conference USA (.679)</b> . . . . . 76-36	East Carolina . . . . . 1-0	Florida Atlantic . . . . . 1-0	Florida International . . . . . 1-0	Louisiana Tech . . . . . 1-0	North Texas . . . . . 0-2	Old Dominion . . . . . 1-0	Rice . . . . . 2-0	Southern Mississippi . . . . . 3-0	Tulane . . . . . 2-0	Tulsa . . . . . 1-2	UAB . . . . . 1-1	UTEP . . . . . 61-30	UTSA . . . . . 1-1
<b>Horizon League (.889)</b> . . . . . 8-1	Cleveland State . . . . . 1-0	Detroit (Mercy) . . . . . 1-1	Oakland . . . . . 2-0	Valparaiso . . . . . 3-0	Wright State . . . . . 1-0								
<b>Ivy League (1.000)</b> . . . . . 7-0	Columbia . . . . . 1-0	Cornell . . . . . 1-0	Harvard . . . . . 3-0	Pennsylvania . . . . . 1-0	Princeton . . . . . 1-0								
<b>Metro Atlantic Athletic (.333)</b> . . . . . 2-4	Canisius . . . . . 1-3	Manhattan . . . . . 1-0	Niagara . . . . . 0-1										

<b>Mid-American (.500)</b> . . . . . 5-5	Ball State . . . . . 1-0	Bowling Green . . . . . 0-1	Buffalo . . . . . 0-1	Eastern Michigan . . . . . 2-0	Miami (Ohio) . . . . . 0-2	Northern Illinois . . . . . 2-0	Ohio University . . . . . 0-1					
<b>Mid-Eastern Athletic (1.000)</b> . . . . . 4-0	Bethune-Cookman . . . . . 1-0	Coppin State . . . . . 1-0	Delaware State . . . . . 1-0	Morgan State . . . . . 1-0								
<b>Missouri Valley (.520)</b> . . . . . 13-12	Bradley . . . . . 4-7	Drake . . . . . 1-1	Evansville . . . . . 3-1	Illinois State . . . . . 1-0	Loyola (Ill.) . . . . . 1-0	Southern Illinois . . . . . 2-1	Wichita State . . . . . 1-2					
<b>Mountain West (.629)</b> . . . . . 171-101	Air Force . . . . . 2-4	Boise State . . . . . 2-0	Colorado State . . . . . 14-11	+Fresno State . . . . . 4-3	New Mexico . . . . . 85-42	+San Diego State . . . . . 24-7	San Jose State . . . . . 10-4	+UNLV . . . . . 9-12	Utah State . . . . . 1-3	Wyoming . . . . . 20-15		
<b>Northeast (.818)</b> . . . . . 9-2	Bryant . . . . . 1-0	Fairleigh Dickinson . . . . . 1-0	Long Island . . . . . 1-0	Mount St. Mary's . . . . . 1-0	Robert Morris . . . . . 3-0	Sacred Heart . . . . . 1-0	St. Francis (N.Y.) . . . . . 0-1	St. Francis (Pa.) . . . . . 1-1				
<b>Ohio Valley (.833)</b> . . . . . 5-1	Austin Peay . . . . . 1-0	Belmont . . . . . 1-0	Eastern Illinois . . . . . 1-0	Morehead State . . . . . 1-0	Murray State . . . . . 1-1							
<b>Patriot League (.750)</b> . . . . . 3-1	Boston . . . . . 1-0	Bucknell . . . . . 0-1	Holy Cross . . . . . 1-0	Loyola (Md.) . . . . . 1-0								
<b>Southeastern (.509)</b> . . . . . 27-26	Alabama . . . . . 1-2	Arkansas . . . . . 2-6	Auburn . . . . . 0-1	Florida . . . . . 2-2	Kentucky . . . . . 3-2	LSU . . . . . 3-3	Mississippi . . . . . 1-1	Mississippi State . . . . . 2-2	Missouri . . . . . 4-1	Tennessee . . . . . 1-3	Texas A&M . . . . . 8-1	Vanderbilt . . . . . 0-2
<b>Southern (1.000)</b> . . . . . 2-0	Davidson . . . . . 1-0	Samford . . . . . 1-0										
<b>Southland (.900)</b> . . . . . 9-1	Houston Baptist . . . . . 1-0	Lamar . . . . . 1-1	New Orleans . . . . . 3-0	Nicholls State . . . . . 1-0	Northwestern State . . . . . 1-0	Oral Roberts . . . . . 1-0	Sam Houston State . . . . . 1-0					

<b>Southwestern Athletic (1.000)</b> . . . . . 6-0	Jackson State . . . . . 2-0	Mississippi Valley State . . . . . 1-0	Southern . . . . . 1-0	Texas Southern . . . . . 2-0													
<b>Summit League (.857)</b> . . . . . 6-1	Denver . . . . . 3-1	IUPUI . . . . . 1-0	North Dakota State . . . . . 1-0	Western Illinois . . . . . 1-0													
<b>Sun Belt (.727)</b> . . . . . 6-1	Arkansas-Little Rock . . . . . 1-0	Louisiana-Lafayette . . . . . 2-0	South Alabama . . . . . 1-1	Western Kentucky . . . . . 2-0													
<b>West Coast (.621)</b> . . . . . 59-36	BYU . . . . . 20-19	Gonzaga . . . . . 6-2	Loyola Marymount . . . . . 8-4	Pacific . . . . . 4-1	Pepperdine . . . . . 5-0	Saint Mary's . . . . . 5-2	San Diego . . . . . 2-0	San Francisco . . . . . 1-4	Santa Clara . . . . . 8-4								
<b>Western Athletic (.661)</b> . . . . . 80-41	CSU Bakersfield . . . . . 3-0	Grand Canyon . . . . . 5-0	Idaho . . . . . 4-0	New Mexico State . . . . . 60-38	Seattle . . . . . 5-2	Texas-Pan American . . . . . 1-1	+UMKC . . . . . 1-0	Utah Valley . . . . . 1-0									
<b>NCAA Division II (.634)</b> . . . . . 45-26	+Adams State . . . . . 2-0	Alaska-Anchorage . . . . . 1-0	Cal Poly Pomona . . . . . 2-0	Cal State Los Angeles . . . . . 4-5	Chaminade . . . . . 1-0	Charleston (W.Va.) . . . . . 1-0	Eastern New Mexico . . . . . 1-0	Fort Hays State . . . . . 1-0	Hawaii-Hilo . . . . . 2-0	Hawaii Pacific . . . . . 2-0	Midwestern . . . . . 2-0	Regis . . . . . 1-1	San Francisco State . . . . . 1-0	Southeast Oklahoma . . . . . 0-1	Wayne State . . . . . 1-0	West Texas State . . . . . 20-16	Western New Mexico . . . . . 3-3
<b>NCAA Division III (.701)</b> . . . . . 54-23	Beloit . . . . . 1-1	Cal State Hayward . . . . . 2-0	Centenary (La.) . . . . . 2-1	DePauw . . . . . 1-0	Hamline . . . . . 3-0	Hardin-Simmons . . . . . 24-14	Illinois Wesleyan . . . . . 1-1	LaVerne . . . . . 2-0	New York University . . . . . 0-1	Occidental . . . . . 5-1	Pomona . . . . . 2-0	Southwestern . . . . . 0-1	Washington University . . . . . 0-2	Whittier . . . . . 11-1			
<b>Others (.923)</b> . . . . . 12-1	New Mexico Tech . . . . . 10-0	Oklahoma City . . . . . 1-1	U.S. International . . . . . 1-0														

+ Indicates that series results are affected by a vacated game(s) due to NCAA infractions. Records listed reflect on-court results only. For further information on specific games see pages 72-73 and the results for the 1998-99 and 2007-08 seasons.

# INDIVIDUAL RECORDS

## Points Scored

**Game**.....46, Ernie McCray, vs. Cal State-Los Angeles, 2/6/1960  
**Half**.....33, Joe Skaisgir, vs. Hardin-Simmons, 1/4/1962 (2nd)  
 .....33, Al Fleming, vs. Detroit, 1/10/1976 (2nd)  
 .....33, Damon Stoudamire, at Washington St., 3/2/1995 (2nd+2ot)  
**Season**.....848, Khalid Reeves, 1993-94 (35 games)  
**Career**.....2,555, Sean Elliott, 1985-89 (133 games)  
**Opponent, Game**.....50, Bob Beckel, at Air Force, 2/28/1959 (17 FG/16 FT)  
**Opponent, Half**.....28, Ron Sanford, at New Mexico, 2/22/1968

## Points Per Game

**Season**.....24.2, Khalid Reeves, 1993-94, (848 in 35)  
**Career**.....23.9, Coniel Norman, 1972-74, (1194 in 50)

## Field Goals

**Game**.....19, Coniel Norman, at BYU, 1/25/1974, (31 att.)  
**Half**.....13, Damon Stoudamire, at Washington St., 3/2/1995 (2nd+2ot)  
**Season**.....276, Khalid Reeves, 1993-94  
**Career**.....896, Sean Elliott, 1986-89  
**Opponent, Game**.....19, Billy Shepard, vs. Butler, 12/5/1970 (32 att.)

## Field Goal Attempts

**Game**.....32, Bill Kemmeries, at Hardin-Simmons, 2/16/1952 (14 made)  
**Half**.....22, Damon Stoudamire, at Wash. St., 3/2/1995 (13 made, 2nd+2ot)  
**Season**.....572, Khalid Reeves, 1993-94 (276 made)  
**Career**.....1,750, Sean Elliott, 1986-89 (896 made)  
**Opponent, Game**.....35, Freeman Williams, Portland St., 1/27/1976 (16 made)

## Field Goal Percentage

**Game (Min. 10 att.)**.....1.000, Al Fleming, vs. Midwestern, 12/1/1975 (10-of-10)  
 .....933, Brian Williams, at UCLA, 2/10/1991 (14-of-15)  
 .....929, Khalid Reeves, vs. Michigan, 12/30/1993 (13-of-14)  
**Half**.....1.000, Michael Dickerson, vs. Washington, 2/5/1998 (11-of-11, 2nd)  
**Season**......667, Al Fleming, 1973-74 (136-of-204)  
 .....690, Joseph Blair, 1995-96 (89-of-129/14 games)  
**Career**......605, Pete Williams, 1983-85, (296-of-489)  
**Opponent, Game**.....1.000, Kresimir Cosic, at BYU, 2/26/1971 (12-of-12)

## 3-Point Field Goals

**Game**.....9, Gabe York, vs. Stanford, 3/5/2016 (14 att.)  
 .....9, Salim Stoudamire, vs. Oregon State, 2/20/2005 (14 att.)  
**Half**.....6, Salim Stoudamire, vs. Oregon State, 2/20/2005 (1st/8 att.)  
 .....6, Matt Othick, vs. Temple, 2/23/1992 (2nd)  
 .....6, Chris Mills, vs. Delaware State, 12/28/1992 (1st)  
**Season**.....120, Salim Stoudamire, 2004-05  
**Career**.....342, Salim Stoudamire, 2001-05  
**Opponent, Game**.....9, Jimmer Fredette, vs. BYU, 12/28/2009 (13 att.)

## 3-Point Field Goal Attempts

**Game**.....16, Gabe York, vs. Oregon (OT), 3/11/2016, (7 made)  
 .....16, Jason Gardner, vs. Kansas, 12/1/2001 (8 made)  
**Half**.....9, Craig McMillan, at Washington, 1/17/1987 (5 made/1st)  
**Season**.....276, Jason Gardner, 2001-02 (106 made)  
**Career**.....875, Jason Gardner, 1999-2003 (318 made)  
**Opponent, Game**..19, Jared Brownridge, vs. Santa Clara (OT), 11/26/2015 (7 made)  
 .....19, Kelvin Lewis, vs. Houston, 1/24/2009 (5 made)

## 3-Point Field Goal Percentage

**Game (Min. 5 att.)**  
 .....1.000, Jawann McClellan, vs. New Mexico State, 11/19/2006 (7-of-7)  
 .....1.000, Gilbert Arenas, at Washington State, 1/11/2001 (6-of-6)  
 .....1.000 Steve Kerr, at Oregon State, 1/14/1988 (5-of-5)  
 .....1.000, Matt Muehlebach, vs. UCLA, 1/12/1991 (5-of-5)  
 .....1.000, Gilbert Arenas, at USC, 2/17/2001, (5-of-5)  
**Game (Min. 10 att.)**  
 .....700, Michael Dickerson, vs. North Carolina, 11/22/1996 (7-of-10)  
 .....700, Kyle Fogg, vs. UCLA, 3/4/2010 (7-of-10)  
**Half**.....1.000, Salim Stoudamire, vs. Manhattan, 12/21/2004 (5-of-5)  
 .....1.000, Salim Stoudamire, at Oregon, 2/19/2004 (5-of-5)  
 .....1.000, Jawann McClellan, vs. New Mexico St., 11/19/2006 (5-of-5)  
**Season**......573, Steve Kerr, 1987-88 (114-of-199)  
**Career**......573, Steve Kerr, 1988 (114-of-199)  
**Opponent, Game**.....1.000, Dion Cross, Stanford, 3/7/1996 (7-of-7)

## Free Throws

**Game**.....18, Jerryd Bayless, at Houston, 1/12/2008 (20 att.)  
**Half**.....14, Miles Simon, at Washington St. (Spokane), 1/8/1998 (14 att.)  
**Season**.....247, Derrick Williams, 2010-11 (331 att.)  
**Career**.....623, Sean Elliott, 1986-89 (786 att.)  
**Consecutive**.....39, Salim Stoudamire, 11/17/2001-1/23/2002

**Opponent, Game**.....16, Bob Jarrett, at New Mexico State, 1/11/1957 (16 att.)  
 .....16, Bob Beckel, at Air Force, 2/28/1959 (18 att.)  
 .....16, Kent Carso, vs. South Alabama, 12/20/1971 (19 att.)

## Free Throw Attempts

**Game**.....22, Derrick Williams, vs. California, 1/6/2011 (16 made)  
**Half**.....16, Bill Kemmeries, vs. San Diego Marines, 12/5/1952 (8 made/2nd)  
**Season**.....331, Derrick Williams, 2010-11 (247 made)  
**Career**.....786, Sean Elliott, 1986-89 (623 made)  
**Opponent, Game**.....21, Don Meineke, vs. Dayton (N.I.T.), 3/13/1951 (15 made)

## Free Throw Percentage

**Game (Min. 12 att.)**  
 .....1.000, Jerryd Bayless, vs. Stanford, 2/16/2008 (16-of-16)  
 .....1.000, Nic Wise, vs. Washington, 1/29/2009 (14-of-14)  
 .....1.000, Allonzo Trier, vs. Bradley, 11/16/2015 (14-of-14)  
 .....1.000, Deandre Ayton, vs. Colorado, 1/25/2018 (12-of-12)  
 .....1.000, Allonzo Trier, vs. Stanford, 2/8/2017 (12-of-12)  
 .....1.000, Warren Ridge, at Utah, 2/1/1956 (12-of-12)  
 .....1.000, Dylan Rigdon, at USC, 1/22/1994 (12-of-12)  
 .....1.000, Jason Terry, vs. Washington, 1/9/1999 (12-of-12)  
 .....1.000, Jason Gardner, vs. Arizona State, 3/7/2002 (12-of-12)  
 .....1.000, Nic Wise, vs. UNLV, 12/2/2009 (12-of-12)  
 .....1.000, Nic Wise, vs. Lipscomb, 12/21/2009 (12-of-12)  
 .....1.000, Kyle Fogg, at Oregon, 1/16/2010 (12-of-12)  
 .....1.000, Derrick Williams, vs. Wash. State, 2/17/2011 (12-of-12)  
 .....1.000, Kaleb Tarczewski vs. California, 2/1/2014 (12-of-12)

## Season (Min. 2.0 made per game)

.....910, Salim Stoudamire, 2004-05 (122-of-134)

## Career (Min. 2.0 made per game)

.....870, Salim Stoudamire, 2001-05 (388-of-446)

## Opponent, Game

.....1.000, Bob Jarrett, at New Mexico State, 1/11/1957 (16-of-16)

## Rebounds

**Game**.....26, Bill Reeves, vs. UC-Santa Barbara, 2/1/1956  
 .....26, Joe Skaisgir, vs. Cal State-Los Angeles, 1/31/1962  
**Half**.....15, Kenny Davis, vs. Texas-El Paso, 2/11/1977 (2nd)  
**Season**.....405, Deandre Ayton, 2017-18 (in 35 games)  
**Season Per Game**.....13.2, Bill Reeves, 1955-56 (343 in 26 games)  
**Career**.....1,190, Al Fleming, 1972-76  
**Career Per Game**.....11.2, Joe Skaisgir, 1964-62 (582 in 52 games)  
**Opponent, Game**.....26, Tony Cerkvenik, vs. Arizona State, 3/4/1963

## Personal Fouls

**Season**.....119, Rick Anderson, 2001-02 (34 games)  
**Season Per Game**.....4.3, Bill Reeves, 1956-57 (111 in 26 games)  
**Season Disqualifications**.....13, Bill Reeves, 1957-57  
**Career**.....357, Reggie Geary, 1992-96 (127 games)  
**Career Per Game**.....3.9, Bill Reeves, 1954-57 (298 in 77 games)  
**Career Disqualifications**.....34, Junior Crum, 1942-44,46-47 (101 games)

## Assists

**Game**.....19, Russell Brown, vs. Grand Canyon, 12/8/1979  
**Half**.....11, Russell Brown, vs. New Mexico, 12/22/1978 (2nd)  
 .....11, Russell Brown, at California, 1/6/1979 (1st)  
**Season**.....247, Russell Brown, 1978-79 (27 games)  
**Season Per Game**.....9.1, Russell Brown, 1978-79 (247 in 27 games)  
**Career**.....810, Russell Brown, 1977-81 (107 games)  
**Career Per Game**.....7.6, Russell Brown, 1977-81 (810 in 107 games)  
**Opponent, Game**.....20, Danny Tarkanian, at UNLV, 12/6/1982

## Steals

**Game**.....9, Bennett Davison, vs. Stanford, 2/28/1998  
**Season**.....85, Jason Terry, 1996-97  
**Season Per Game**.....2.8, Jason Terry, 1998-99  
**Career**.....245, Jason Terry, 1996-99  
**Career Per Game**.....1.9, Gilbert Arenas, 1999-2001 (136 in 70 games)

## Blocked Shots

**Game**.....14, Loren Woods, vs. Oregon, 2/3/2000  
**Season**.....102, Loren Woods, 1999-2000  
**Season Per Game**.....3.9, Loren Woods, 1999-2000  
**Career**.....278, Anthony Cook, 1986-89  
**Career Per Game**.....3.4, Loren Woods, 1999-2001 (186 in 55 games)

## Minutes Played

**Game**.....55, Gabe York, at USC, 1/9/2016 (4 ot)  
**Season**.....1,317, Chase Budinger, 2008-09  
**Season Per Game**.....38.1, Jason Gardner, 2001-02 (1298 in 34 games)

## Points Scored (FG/3FG/FT)

46	Ernie McCray vs. Cal State-LA, 2/6/60 (16/-/14)
45	Damon Stoudamire at Stanford, 1/14/95 (14/7/10)
44	Joe Skaisgir vs. Hardin-Simmons, 1/4/62 (17/-/19)
	Coniel Norman at Brigham Young, 1/24/74 (19/-/6)
41	Al Fleming vs. Detroit, 1/10/76 (14/-/13)
40	Khalid Reeves vs. Michigan, 12/30/93 (13/3/11)
	Damon Stoudamire at Washington St., 3/2/95 (15/4/6)
39	Al Fleming at San Diego State, 12/11/74 (16/-/7)
	Bob Elliott vs. Utah, 2/15/75 (16/-/7)
	Jerryd Bayless vs. Arizona State, 2/10/08 (12/6/9)
38	Eli Lazovich vs. Arizona State, 3/2/55 (12/-/14)
	Warren Rustand vs. Brigham Young, 1/15/65 (16/-/6)
	Bill Warner at New Mexico, 1/17/70 (16/-/6)
	Coniel Norman vs. Brigham Young, 2/24/73 (16/-/6)
	Bob Elliott vs. California (n), 12/27/74 (15/-/8)
	Bob Elliott vs. Arizona State, 2/2/74 (12/-/14)
	Larry Demic at UCLA, 2/17/79 (14/-/10)
	Ron Davis at UCLA, 2/12/81 (14/-/10)
37	Eric Money vs. Cal State-Bakersfield, 11/29/72 (14/-/9)
	Coniel Norman vs. Wyoming, 2/1/73 (17/-/3)
	Eric Money vs. Arizona State, 2/17/73 (13/-/11)
	Larry Demic vs. Southwestern Louisiana, 12/23/78 (17/-/3)
	Jason Terry at Oregon, 2/20/99 (11/5/10)
	Salim Stoudamire at Oregon, 2/19/04 (9/6/13)
	Salim Stoudamire vs. Washington, 3/12/05 (12/7/6)
	Ivan Radenovic at Stanford, 3/3/07 (12/2/11)
36	Phil Taylor vs. UNLV, 1/24/78 (16/-/4)
	Larry Demic vs. Washington, 3/1/79 (17/-/2)
	Sean Elliott vs. Pittsburgh, 12/30/88 (14/5/3)
35	Harold Tovrea vs. New Mexico Tech, 2/28/24 (unknown)
	Ernie McCray vs. Arizona State, 1/23/60 (12/-/11)
	Herman Harris vs. Utah, 1/20/77 (12/-/11)
	Herman Harris vs. Brigham Young, 1/22/77 (16/-/3)
	Joe Nehls vs. Stanford, 1/31/80 (14/-/7)
	Sean Elliott vs. Stanford, 1/9/87 (11/3/10)
	Sean Elliott vs. Stanford, 1/29/89 (9/5/12)

## Rebounds

26	Bill Reeves vs. UC-Santa Barbara, 2/1/56
	Joe Skaisgir vs. Cal State-Los Angeles, 1/31/62
25	Bob Elliott vs. Arizona State, 2/2/74
	Kenney Davis vs. Arizona State, 2/5/77
23	Leo Johnson at San Jose State, 1/27/51
	Al Fleming vs. San Diego, 12/12/72
	Al Fleming vs. Old Dominion, 12/22/75
22	Ernie McCray vs. Cal State-LA, 2/26/58
	Jordan Hill vs. UAB, 11/18/08
21	Albert Johnson vs. Idaho State, 12/19/62
	Al Fleming at Columbia (n), 12/28/74

## Assists

19	Russell Brown vs. Grand Canyon, 12/8/79
17	Russell Brown at California, 2/2/79
15	Russell Brown at Utah, 1/21/78
	Russell Brown vs. Southwestern Louisiana, 12/23/78
	Russell Brown vs. Midwestern, 12/4/79
14	Matt Othick vs. Northern Arizona, 12/18/91
	Damon Stoudamire vs. Oregon, 2/25/95
13	Eric Money at Brigham Young, 1/24/74
	Gilbert Myles vs. Purdue (n), 3/15/75
	Russell Brown at Wyoming, 2/24/78
	Russell Brown vs. Stanford, 1/4/79
	Russell Brown at Oregon State, 2/9/80
	Russell Brown vs. UCLA, 1/17/81
	Reggie Geary vs. Iowa (NCAA), 3/17/96
	Mike Bibby vs. Morgan State, 11/30/97

## Top Bench Scoring Performances

(Since 1978)

30	Joe McLean vs. Arizona State (Jan. 10, 1996)
28	Joe Nehls vs. Grand Canyon (Dec. 13, 1979)
26	Hassan Adams at Oregon (Feb. 19, 2004)
	Michael Dickerson vs. Texas A&M (Dec. 28, 1995)
	Deron Johnson vs. NAU (Dec. 18, 1991)
	Joe Nehls vs. BYU (Feb. 18, 1978)
25	Kevin Parrom at California (Feb. 5, 2011)
	Michael Dickerson vs. Arizona State (OT) (March 11, 1995)
24	Gilbert Arenas vs. LSU (Dec. 20, 2000)
	Sean Rooks vs. UCLA (Feb. 10, 1990)

## Top Freshman Bench Scoring Performances

(Since 1978)

25	Michael Dickerson vs. Arizona State (OT) (March 11, 1995)
23	Khalid Reeves at Oregon (March 2, 1991)
22	Allonzo Trier vs. Bradley (Nov. 16, 2015)
	Hassan Adams vs. Western Kentucky (Nov. 23, 2002)
20	Khalid Reeves vs. Oregon State (March 7, 1991)
	John Smith at Colorado State (Feb. 25, 1978)
19	Jawann McClellan vs. Wyoming (Nov. 30, 2004)
	Ivan Radenovic vs. Oregon (Jan. 25, 2004)
	Damon Stoudamire vs. Santa Clara (Jan. 5, 1992)
	Khalid Reeves vs. Stanford (Feb. 26, 1991)
	Khalid Reeves vs. California (Feb. 21, 1991)
	Jud Buechler vs. Hawai'i-Pacific (Dec. 10, 1986)

## ARIZONA'S TRIPLE-DOUBLES

Since 1987, there have been 25 triple-doubles recorded by Pac-12 Conference members. Arizona leads the league with nine, ahead of California's five. Jason Kidd, Andre Iguodala, Loren Woods and Luke Jackson are the only individuals to register more than one in a career, while Kidd and Iguodala are the only pair to record more than one in a season. Here is the complete list (points-rebounds-assists unless indicated):

Player	Date	Stats	Opponent
Matt Muehlebach*	3/9/1990	10-11-10	USC
Chris Mills	12/18/1991	19-10-10	N. Arizona
Damon Stoudamire	2/25/1995	32-12-14	Oregon
Loren Woods	2/3/2000	16-10-14 (b)	Oregon
Loren Woods	1/13/2001	13-10-10 (b)	Washington
Luke Walton	1/17/2002	27-11-10	USC
Andre Iguodala	12/9/2003	13-13-10	Texas
Andre Iguodala	12/28/2003	13-11-11	Liberty
Andre Iguodala	2/14/2004	14-11-10	UCLA

\* Pac-10 Tournament game / (b) indicates blocked shots

## By School

Arizona	9
California	5
UCLA	3
Oregon	2
Oregon State	2
Arizona State	1
Stanford	1
Washington State	1
USC	1

## 20+ Rebound Games

26	Joe Skaisgir vs. Cal State Los Angeles (Jan. 31, 1962)
26	Bill Reeves vs. UC Santa Barbara (Feb. 1, 1956)
25	Kenny Davis vs. Arizona State (Feb. 5, 1977)
25	Bob Elliott vs. Arizona State (Feb. 2, 1974)
23	Al Fleming vs. Old Dominion (Dec. 22, 1975)
23	Al Fleming vs. San Diego (Dec. 12, 1972)
23	Leo Johnson at San Jose State (Jan. 27, 1951)
22	Jordan Hill vs. UAB (Nov. 18, 2008)
22	Ernie McCray vs. Cal State Los Angeles (Feb. 26, 1958)
21	Al Fleming vs. Columbia (Dec. 28, 1974)
21	Albert Johnson vs. Idaho State (Dec. 19, 1962)
20	Deandre Ayton vs. California (March 3, 2018)
20	Pete Williams vs. Loyola Marymount (Dec. 4, 1984)
20	Bob Elliott at Purdue (Dec. 22, 1976)
20	Bob Elliott vs. Cincinnati (Dec. 27, 1975)
20	Al Fleming vs. SMU (Dec. 29, 1973)

## 20-point & 20-rebound Games

Deandre Ayton vs. California (March 3, 2018)	26 points, 20 rebounds
Bob Elliott at Purdue (Dec. 22, 1976)	22 points, 20 rebounds
Al Fleming vs. Old Dominion (Dec. 22, 1975)	22 points, 23 rebounds
Joe Skaisgir vs. Cal State Los Angeles (Jan. 31, 1962)	21 points, 26 rebounds

## 40-point & 10-rebound Games

Al Fleming vs. Detroit (Jan. 10, 1976)	41 points, 11 rebounds
--	------------------------

## 30-point & 10-rebound Games

Deandre Ayton vs. UCLA (March 9, 2018)	32 points, 14 rebounds
Deandre Ayton vs. USC (March 10, 2018)	32 points, 18 rebounds
Ryan Anderson at Washington State (Feb. 3, 2016)	31 points, 12 rebounds
Derrick Williams vs. Duke (March 24, 2011)	32 points, 13 rebounds
Derrick Williams vs. Arizona State (Jan. 15, 2011)	31 points, 10 rebounds
Derrick Williams vs. California (Jan. 6, 2011)	31 points, 12 rebounds
Jordan Hill vs. Houston (Jan. 24, 2009)	30 points, 18 rebounds
Marcus Williams vs. Oregon (Jan. 14, 2007)	34 points, 12 rebounds
Chase Budinger at Oregon (Feb. 10, 2007)	30 points, 10 rebounds
Hassan Adams vs. Texas (Dec. 9, 2003)	30 points, 10 rebounds
Brian Williams at UCLA (OT) (Feb. 10, 1991)	32 points, 14 rebounds
Sean Rooks vs. Arkansas (Nov. 23, 1990)	31 points, 10 rebounds
Anthony Cook vs. USC (Feb. 16, 1989)	31 points, 12 rebounds
Sean Elliott vs. Pittsburgh (Dec. 30, 1988)	36 points, 13 rebounds
Sean Elliott vs. UNLV (Dec. 10, 1988)	32 points, 15 rebounds
Sean Elliott vs. Stanford (Jan. 19, 1987)	35 points, 13 rebounds
Larry Demic vs. Washington State (March 3, 1979)	36 points, 12 rebounds
Larry Demic vs. SW Louisiana (Dec. 23, 1978)	37 Points, 16 rebounds
George Hawthorne vs. Grand Canyon (Dec. 13, 1978)	30 points, 13 rebounds
Phil Taylor vs. UNLV (Jan. 24, 1978)	36 points, 13 rebounds
Phil Taylor at Illinois (Nov. 28, 1977)	33 points, 14 rebounds
Phil Taylor at Colorado State (Jan. 29, 1977)	30 points, 15 rebounds
Bob Elliott vs. Utah (Feb. 15, 1975)	39 points, 12 rebounds
Bob Elliott vs. California (Dec. 27, 1974)	38 points, 11 rebounds
Al Fleming at San Diego State (Dec. 7, 1974)	39 points, 17 rebounds
Bob Elliott vs. Arizona State (Feb. 2, 1974)	38 points, 25 rebounds
Coniel Norman vs. BYU (Feb. 24, 1973)	38 points, 10 rebounds
Bill Warner vs. Arizona State (Feb. 20, 1971)	34 points, 11 rebounds
Bill Warner vs. BYU (Jan. 30, 1971)	31 points, 14 rebounds

## 30-point & 10-assist Games

Miles Simon vs. Tulane (Feb. 9, 1997)	30 points, 10 assists
Damon Stoudamire vs. Oregon (Feb. 25, 1995)	32 points, 14 assists
Eric Money vs. Utah (Feb. 23, 1974)	30 points, 10 assists



Name	Points	Date	Opponent
Ernie McCray	46	02/06/1960	Cal State Los Angeles
Damon Stoudamire	45	01/14/1995	at Stanford
Coniel Norman	44	01/24/1974	at BYU
Joe Skaisgir	44	01/04/1962	Hardin-Simmons
Al Fleming	41	01/10/1976	Detroit
Damon Stoudamire	40	03/02/1995	at Washington State
Khalid Reeves	40	12/30/1993	Michigan
Jerryd Bayless	39	02/10/2008	Arizona State
Bob Elliott	39	02/15/1975	Utah
Al Fleming	39	12/11/1974	at San Diego State
Ron Davis	38	02/12/1981	at UCLA
Larry Demic	38	02/17/1979	at UCLA
Bob Elliott	38	02/02/1974	Arizona State
Bob Elliott	38	12/27/1974	vs. California
Coniel Norman	38	02/24/1973	BYU
Bill Warner	38	01/17/1970	at New Mexico
Warren Rustand	38	01/15/1965	BYU
Eli Lazovich	38	03/02/1955	Arizona State
Ivan Radenovic	37	03/03/2007	at Stanford
Salim Stoudamire	37	03/12/2005	Washington
Salim Stoudamire	37	02/19/2004	at Oregon
Jason Terry	37	02/20/1999	at Oregon
Larry Demic	37	12/23/1978	Southwestern Louisiana
Eric Money	37	02/17/1973	Arizona State
Coniel Norman	37	02/01/1973	Wyoming
Eric Money	37	11/29/1972	CSU Bakersfield
Sean Elliott	36	12/30/1988	Pittsburgh
Larry Demic	36	03/01/1979	Washington
Phil Taylor	36	01/24/1978	UNLV
Khalid Reeves	35	01/28/1994	Oregon State
Sean Elliott	35	02/18/1989	UCLA
Sean Elliott	35	01/05/1989	at Stanford
Sean Elliott	35	01/09/1987	Stanford
Joe Nehls	35	01/30/1980	Stanford
Herman Harris	35	01/22/1977	BYU
Herman Harris	35	01/20/1977	Utah
Ernie McCray	35	01/23/1960	Arizona State
Harold Tovrea	35	02/28/1924	at New Mexico Tech
Marcus Williams	34	01/14/2007	Oregon
Salim Stoudamire	34	02/14/2004	UCLA
Jason Gardner	34	01/06/2002	Oregon State
Jason Gardner	34	12/01/2001	Kansas
Herman Harris	34	02/05/1977	Arizona State
Herman Harris	34	11/26/1976	Arizona State
Al Fleming	34	02/28/1975	Colorado State
Coniel Norman	34	01/06/1973	New Mexico
Bill Warner	34	02/20/1971	Arizona State
Bill Davis	34	03/01/1968	Utah
Jerryd Bayless	33	02/14/2008	California
Jerryd Bayless	33	01/12/2008	at Houston
Jason Gardner	33	02/28/2002	Stanford
Khalid Reeves	33	02/10/1994	at Stanford
Ron Davis	33	03/05/1981	at Oregon State
Bob Elliott	33	01/10/1975	at Utah
Bob Elliott	33	12/10/1975	vs. Idaho State
Deandre Ayton	32	3/10/2018	vs. USC
Deandre Ayton	32	3/9/2018	vs. UCLA
Allonzo Trier	32	11/10/2017	NAU
Gabe York	32	03/05/2016	Stanford
Derrick Williams	32	03/24/2011	vs. Duke
Chase Budinger	32	11/15/2006	NAU
Hassan Adams	32	12/31/2005	at Washington
Salim Stoudamire	32	01/15/2005	UCLA
Salim Stoudamire	32	01/25/2003	at Kansas
Jason Terry	32	02/20/1999	Oregon
Michael Dickerson	32	02/27/1997	Washington State
Michael Dickerson	32	01/11/1997	at Arizona State
Damon Stoudamire	32	02/25/1995	Oregon
Khalid Reeves	32	12/21/1993	vs. Notre Dame
Khalid Reeves	32	03/18/1994	vs. Loyola Maryland
Brian Williams	32	02/10/1991	at UCLA
Sean Elliott	32	12/10/1988	UNLV
Sean Elliott	32	03/12/1988	vs. Stanford
Robbie Dosty	32	01/30/1981	at Stanford
Al Fleming	32	01/30/1976	Colorado State
Coniel Norman	32	03/02/1974	Arizona State
Eric Money	32	02/21/1974	BYU
Coniel Norman	32	01/24/1974	at Utah
Bill Kemmeries	32	02/11/1952	Arizona State
Link Richmond	32	12/27/1946	vs. Morehead State
Ryan Anderson	31	02/03/2016	at Washington State
Derrick Williams	31	01/15/2011	Arizona State
Derrick Williams	31	01/06/2011	California
Jerryd Bayless	31	02/16/2008	Stanford
Salim Stoudamire	31	02/20/2005	Oregon State
Michael Dickerson	31	11/26/1996	NAU
Michael Dickerson	31	11/22/1996	at North Carolina
Khalid Reeves	31	12/23/1993	vs. Kentucky
Khalid Reeves	31	02/25/1993	Oregon State
Sean Rooks	31	11/23/1990	vs. Arkansas
Anthony Cook	31	02/16/1989	USC
Sean Elliott	31	01/29/1989	Stanford
Sean Elliott	31	01/21/1989	Villanova
Sean Elliott	31	12/30/1987	Duke
Sean Elliott	31	04/02/1988	vs. Oklahoma

# TOP SCORING PERFORMANCES



Name	Points	Date	Opponent
Pete Williams	31	11/25/1983	NAU
Joe Nehls	31	01/22/1979	USC
Phil Taylor	31	12/09/1977	Houston
Herman Harris	31	03/18/1976	vs. UNLV
Bob Elliott	31	03/01/1975	Wyoming
Coniel Norman	31	01/20/1973	at NAU
Coniel Norman	31	01/18/1973	UC Santa Barbara
Eddie Myers	31	02/27/1971	at Utah
Bill Warner	31	01/30/1971	BYU
Bill Warner	31	03/04/1970	at Arizona State
Joe Skaisgir	31	02/04/1961	at Arizona State
Ed Nymeyer	31	12/27/1955	at Louisville
Vince Cullen	31	02/15/1941	New Mexico
Allonzo Trier	30	11/12/2017	UMBC
Lauri Markkanen	30	01/12/2017	Arizona State
Nic Wise	30	01/31/2010	California
Nic Wise	30	11/24/2009	vs. Colorado
Jordan Hill	30	01/24/2009	Houston
Chase Budinger	30	01/05/2008	Oregon
Chase Budinger	30	02/10/2007	at Oregon
Channing Frye	30	02/26/2005	Washington
Hassan Adams	30	03/12/2004	vs. Washington
Hassan Adams	30	12/09/2003	vs. Texas
Jason Gardner	30	01/26/2002	UConn
Gilbert Arenas	30	02/15/2001	UCLA
Jason Gardner	30	01/09/1999	Washington
Michael Dickerson	30	03/07/1998	at UCLA
Michael Dickerson	30	02/05/1998	Washington
Miles Simon	30	03/31/1997	vs. Kentucky
Miles Simon	30	03/23/1997	vs. Providence
Miles Simon	30	02/09/1997	Tulane
Michael Dickerson	30	12/09/1996	Texas
Damon Stoudamire	30	01/05/1994	Arizona State
Khalid Reeves	30	12/24/1994	at Oregon State
Khalid Reeves	30	03/20/1994	vs. Virginia
Joe Nehls	30	02/14/1980	USC
Joe Nehls	30	01/12/1980	Oregon
George Hawthorne	30	12/13/1978	Grand Canyon
Phil Taylor	30	01/29/1977	at Colorado State
Bob Elliott	30	01/10/1976	Detroit
Bob Elliott	30	03/15/1975	vs. Purdue
Eric Money	30	02/23/1974	Utah
Bob Elliott	30	12/30/1974	Stanford
Coniel Norman	30	12/13/1973	Idaho
Eric Money	30	01/25/1973	at BYU
Bill Warner	30	01/16/1971	at Arizona State
Bill Davis	30	12/17/1966	at Colorado
Joe Skaisgir	30	02/05/1962	UTEP
Eddie Mitchell	30	12/17/1957	Pacific
Link Richmond	30	02/04/1957	UTEP
Ed Nymeyer	30	12/01/1956	NAU

## Most Consecutive 30+ Point Games

Jerryd Bayless (3): 39 vs. Arizona State (02/10/2008), 33 vs. California (02/14/2008), 31 vs. Stanford (02/16/2008)  
 Deandre Ayton (2) 32 vs. UCLA (03/09/2018) & 32 vs. USC (03/10/2018)  
 Allonzo Trier (2) 32 vs. NAU (11/10/2017) & 30 vs. UMBC (11/12/2017)  
 Salim Stoudamire (2): 34 vs. UCLA (02/14/2004) & 37 at Oregon (2/19/2004)  
 Michael Dickerson (2): 31 at North Carolina (11/22/1996) & 31 vs. NAU (11/26/1996)  
 Khalid Reeves (2): 32 vs. Loyola (Md.) (03/18/1994) & 30 vs. Virginia (03/20/1994)  
 Sean Elliott (2): 36 vs. Pittsburgh (12/30/1988) & 35 at Stanford (01/05/1989)  
 Herman Harris (2): 35 vs. Utah (01/20/1977) & 35 vs. BYU (01/22/1977)  
 Coniel Norman (2): 31 vs. UC Santa Barbara (01/18/1973) & 31 at NAU (01/20/1973)

## 30+ Points by Two Players in Same Game

Al Flemming (41) & Bob Elliott (30) vs. Detroit (01/10/1976)

## Most 30+ Point Games in a Season

Khalid Reeves in 1993-94: 7  
 Sean Elliott in 1988-89: 6  
 Bob Elliott in 1974-75: 6  
 Michael Dickerson in 1996-97: 5  
 Coniel Norman in 1972-73: 5

## Most 30+ Point Games in a Career

Sean Elliott (1985-89): 10  
 Khalid Reeves (1990-94): 9  
 Bob Elliott (1973-77): 9  
 Coniel Norman (1972-74): 9  
 Michael Dickerson (1994-98): 7

## SINGLE-GAME

### Points Scored

<b>UA</b> .....	133 vs. Duquesne, 11/27/87 (133-78)
<b>Opponent</b> .....	129, New Mexico, 2/26/79 (98-129)
<b>UA, Half</b> .....	69 vs. Utah, 2/23/74 (2nd)
<b>Opponent, Half</b> .....	74, UCLA, 3/10/83 (2nd)
<b>Both Teams</b> .....	227 at Utah, 1/19/74 (106-121)
.....	227 at New Mexico, 2/26/79 (98-129)
<b>Both Teams, Half</b> .....	134, vs. Arizona State, 1954-55 (67-67, 2nd+ot)
.....	130 vs. Utah, 2/23/74 (69-61, 2nd)
.....	130 at California, 2/5/11 (63-67, 2nd+3ot)

### Combined Score

227.....	at Utah 121, Arizona 106, 1/19/74
227.....	at New Mexico 129, Arizona 98, 1/26/79
226.....	Arizona 127, Arizona State 99, 1/15/98
225.....	Arizona 114, at Wash. St. 111 (2ot), 3/2/95
223.....	Arizona 114, UNLV 109 (ot), 3/18/1976 (NCAA)
220.....	at Illinois 113, Arizona 107, 11/28/77
215.....	Arizona State 110, Arizona 105, 2/17/73
214.....	Arizona 122, Utah 92, 2/23/74
214.....	Arizona 119, Michigan 95, 12/30/93

### Victory Margin

<b>Home</b> .....	64 vs. Robert Morris, 12/28/96 (118-54)
<b>Road</b> .....	64 at New Mexico Tech, 1920-21 (75-11)

### Defeat Margin

<b>Home</b> .....	41 vs. Santa Clara, 1/3/59 (38-79)
<b>Road</b> .....	74 at Utah, 12/9/55 (45-119)

### Field Goals

<b>UA</b> .....	54 vs. Duquesne, 11/27/87 (86 att.)
<b>Opponent</b> .....	50, Utah, 1/19/74 (84 att.)
.....	50, UNLA, 12/19/78 (112 att.)
<b>UA, Half</b> .....	30 vs. Adams State, 12/8/76 (53 att./1st)
<b>Opponent, Half</b> .....	27, UNLV, 12/19/78 (44 att./2nd)
<b>Both Teams</b> .....	94 at Utah, 1/19/74 (UA 44/Utah 50)

### Field Goal Attempts

<b>UA</b> .....	110 vs. Northern Arizona, 12/14/63 (43 made)
<b>Opponent</b> .....	118, Wichita State, 12/18/51 (29 made)
<b>UA, Half</b> .....	57 vs. Northern Arizona, 12/14/63 (24 made/2nd)
<b>Opponent, Half</b> .....	64, Utah, 2/23/73 (25 made/2nd)
<b>Both Teams</b> .....	202 vs. Utah, 1/14/67 (UA 92/Utah 110)

### Field Goal Percentage

<b>UA</b> .....	.714 vs. Oregon State, 2/25/84 (25-of-35)
<b>Opponent</b> .....	.711, UCLA, 2/16/80 (32-of-45)
.....	.711, Oregon, 1/31/83 (27-of-38)
<b>UA, Half</b> .....	.821 at Washington, 1/10/98, (23-of-28/2nd)
<b>Opponent, Half</b> .....	.867, Oregon, 1/31/83 (13-of-15/2nd)

### 3-Point Field Goals

<b>UA</b> .....	18 Stanford, 3/5/16 (36 att.)
<b>Opponent</b> .....	17, UCLA, 1/19/02 (33 att.)
<b>UA, Half</b> .....	12 Stanford, 3/5/16 (25 att./2nd)
<b>Opponent, Half</b> .....	11, East Tennessee State, 3/20/92 (19 att.)
.....	11, UCLA, 1/19/02 (17 att./1st)
<b>Both Teams</b> .....	31 vs. UCLA, 1/19/02 (UA 14, UCLA 17)

### 3-Point Field Goal Attempts

<b>UA</b> .....	38 vs. Kansas, 12/1/01 (14 made)
<b>Opponent</b> .....	43, Samford, 11/22/06 (14 made)
<b>UA, Half</b> .....	25 vs. Stanford, 3/5/16 (12 made/2nd)
<b>Opponent, Half</b> .....	23, Samford, 11/22/06 (4 made/1st)
<b>Both Teams</b> .....	68, UA (35) vs. UCLA (33), 1/19/02

### 3-Point Field Goal Percentage

<b>UA</b> .....	.857 vs. Arkansas-Little Rock, 12/16/87 (6-of-7)
<b>Opponent</b> .....	.800, Duquesne, 11/27/87 (4-of-5)
.....	.800, Stanford, 2/4/88 (4-of-5)
<b>UA, Half</b> .....	1.000 at Washington St., 12/22/87 (5-of-5/1st)
<b>Opponent, Half</b> .....	1.000, Iowa, 2/7/87 (5-of-5/2nd)
<b>Both Teams</b> .....	.769 at Stanford, 2/23/90 (UA 7-of-9, SU 3-of-4)

### Free Throws

<b>UA</b> .....	43 vs. Illinois, 3/25/01 (56 att.)
<b>Opponent</b> .....	47, New Mexico, 2/26/79 (60 att.)
<b>Both Teams</b> .....	85 at New Mexico, 2/26/79 (UA 38, NM 47)

### Free Throw Attempts

<b>UA</b> .....	56 vs. Illinois, 3/25/01 (43 made)
<b>Opponent</b> .....	79, Northern Arizona, 1/26/53 (46 made)
<b>Both Teams</b> .....	130 at Northern Arizona, 1/26/53 (UA 51, NAU 79)

### Free Throw Percentage

<b>UA</b> .....	1.000 vs. Stanford, 2/5/05 (18-of-18)
.....	1.000 at California, 2/1/14 (16-of-16)
.....	1.000 vs. USC, 12/7/72 (13-of-13)
<b>Min. 20</b> .....	.963 vs. San Diego Navy, 12/15/51 (26-of-27)
<b>Min. 30</b> .....	.950 vs. Washington, 1/27/05 (38-of-40)
<b>Opponent</b> .....	1.000, Arizona State, 2/4/78 (19-of-19)
<b>Min. 20</b> .....	.960, Oregon, 3/4/00 (24-of-25)
<b>Min. 30</b> .....	.886, Utah, 1/21/78 (31-of-35)
<b>Both Teams</b> .....	.917 at California, 2/1/14 (UA 16-16; Cal 6-8)

### Rebounds

<b>UA</b> .....	102 at Northern Arizona, 1/20/51
<b>Opponent</b> .....	79, UNLV, 12/19/78
<b>Both Teams</b> .....	137 at Utah, 3/3/67 (UA 66, Utah 71)
<b>Margin For</b> .....	84 at Northern Arizona, 1/20/51 (UA 102, NAU 18)
<b>Margin Against</b> .....	42 at New Mexico, 1/9/65 (UA 24, NM 66)

### Personal Fouls

<b>UA</b> .....	50 at Northern Arizona, 2/26/53
<b>Opponent</b> .....	36, Illinois, 3/25/01
<b>UA, Fewest</b> .....	6 at Bradley, 12/30/63
.....	6 at Washington State, 2/12/00
<b>Both Teams</b> .....	84 at No. Arizona, 2/26/53 (UA 50, NAU 34)
<b>Disqualified</b> .....	7 at West Texas State, 2/14/52
<b>Disqualified, Both Teams</b> .....	12 at West Texas State, 2/14/52 (UA 7, WTSU 5)

### Turnovers

<b>UA (Fewest)</b> .....	4 at UCLA, 3/3/86
.....	4 vs. UCLA, 2/10/90
.....	4 vs. Washington State, 2/13/92
<b>UA (Most)</b> .....	37 at New Mexico, 2/26/79
<b>Opponent (Fewest)</b> .....	4, Oregon, 2/24/18
.....	4, Temple, 12/3/88
<b>Opponent (Most)</b> .....	34, Colorado 12/21/74

### Steals

<b>UA</b> .....	19 vs. UCLA, 2/13/97
<b>Opponent</b> .....	20, Louisiana State, 12/8/90

## SINGLE-SEASON

### Points Scored

<b>UA</b> .....	3,234, 1987-88 (38 games)
<b>Opponent</b> .....	2,642, 2001-02 (34 games)
<b>Margin For</b> .....	22.9, 1987-88 (85.1 to 62.2)
<b>Margin Against</b> .....	15.7, 1958-59 (63.2 to 78.9)

### Average Points Per Game

<b>UA</b> .....	90.8, 1997-98 (3,177 in 35 games)
<b>Opponent</b> .....	85.2, 1970-71 (2,216 in 26 games)

### Field Goals

<b>UA</b> .....	1,147, 1987-88 (38 games)
<b>UA Per Game</b> .....	36.4, 1973-74 (946 in 26 games)
<b>Opponent</b> .....	1,038, 1975-76 (33 games)
<b>Opponent Per Game</b> .....	34.4, 1972-73 (895 in 26 games)

### Field Goal Attempts

<b>UA</b> .....	2,350, 1997-98 (35 games)
<b>UA Per Game</b> .....	67.8, 1975-76
<b>Opponent</b> .....	2,336, 1975-76 (33 games)
<b>Opponent Per Game</b> .....	81.0, 1955-56 (2107 in 26 games)

### Field Goal Percentage

<b>UA, High</b> .....	.545, 1987-88 (1147-of-2106)
<b>UA, Low</b> .....	.317, 1954-55 (597-of-1880)
<b>Opponent, High</b> .....	.504, 1979-80 (777-of-1540)
<b>Opponent, Low</b> .....	.301, 1950-51 (586-of-1944)

# TEAM RECORDS



## 3-Point Field Goals

UA	296, 2010-11 (38 games)
UA Per Game	8.0, 1993-94 (279 in 35 games)
Opponent	291, 2008-09 (35 games)
Opponent Per Game	8.4, 2006-07 (260 in 31 games)

## 3-Point Field Goal Attempts

UA	787, 1993-94 (35 games)
UA Per Game	22.5 1993-94 (787 in 35 games)
Opponent	833, 2008-09 (35 games)
Opponent Per Game	24.0, 2006-07 (743 in 31 games)

## 3-Point Field Goal Percentage

UA High	483, 1987-88 (254-of-526)
UA Low	319, 2005-06 (142-of-445)
Opponent High	362, 1986-87 (132-of-365); 362, 2003-04 (243-of-671)
Opponent Low	285, 2011-12 (170-of-596)

## Free Throws

UA	703, 2000-01 (940 att.)
UA Per Game	21.7, 1952-53 (585 made in 27 games)
Opponent	675, 1955-56 (26 games)
Opponent Per Game	26.0, 1955-56 (675 made in 26 games)

## Free Throw Attempts

UA	974, 2014-15 (38 games)
UA Per Game	34.7, 1952-53 (938 in 27 games)
Opponent	958, 1952-53 (27 games)
Opponent Per Game	35.5, 1952-53 (958 in 27 games)

## Free Throw Percentage

UA High	786, 2003-04 (511-of-650)
UA Low	578, 1945-46 (279-of-485)
Opponent High	734, 2017-18 (468-638)
Opponent Low	734, 1955-56 (675-of-920)
Opponent Low	532, 1945-46 (322-of-605)

## Rebounds

UA	1,786, 1950-51 (30 games)
UA Per Game	59.5, 1950-51 (1786 in 30 games)
Opponent	1,507, 1960-61 (26 games)
Opponent Per Game	58.0, 1960-61 (1507 in 26 games)
Margin For	19.3, 1950-51 (59.5 to 40.2)
Margin Against	7.2, 1960-61 (50.8 to 58.0)

## Most Personal Fouls

UA	720, 1950-51 (30 games)
UA Per Game	24.0, 1950-51 (720 in 30 games)
Opponent	817, 2000-01 (36 games)
Opponent Per Game	22.8, 2001-02 (774 in 34 games)
UA Disqualifications	39, 1952-53
Opponent Disqualifications	38, 1974-75

## Fewest Personal Fouls (Min. 24 games)

UA	425, 2006-07 (31 games)
UA Per Game	13.7, 2006-07 (425 in 31 games)
Opponent	361, 1967-68 (24 games)
Opponent Per Game	12.8, 1945-46 (385 in 30 games)
UA Disqualifications	6, 1987-88
Opponent Disqualifications	9, 1963-64

## Turnovers

UA High	563, 1974-75 (26 games); 563, 1975-76 (33 games)
UA High Per Game	21.6, 1974-75 (563 in 26 games)
UA Low	331, 1979-80 (27 games)
UA Low Per Game	10.2, 2013-14 (387 in 38 games)
Opponent High	695, 1997-98 (35 games)
Opponent High Per Game	19.9, 1996-97 (678 in 34 games)
Opponent Low	379, 2006-07 (31 games)
Opponent Low Per Game	12.2, 2006-07 (379 in 31 games)

## Assists

UA High	677, 1997-98 (35 games)
UA High Per Game	20.4, 1950-51 (613 in 30 games)
UA Low	273 in 1951-52
UA Low Per Game	10.1, 1950-51 (273 in 27 games)
Opponent High	537, 1996-97
Opponent High Per Game	16.4, 1978-79 (443 in 27 games)
Opponent Low	300, 1983-84

Opp. Low Per Game	10.7, 1983-84 (300 in 28 games)
-------------------	---------------------------------

## Steals

UA High	358, 1996-97
UA High Per Game	10.5, 1996-97 (358 in 34 games)
UA Low	170, 1981-82
UA Low Per Game	5.2, 2010-11 (197 in 38 games)
Opponent High	257, 1995-96
Opponent High Per Game	8.7, 1998-99 (251 in 29 games)
Opponent Low	127, 1979-80
Opponent Low Per Game	4.7, 1979-80 (127 in 27 games)

## Blocked Shots

UA High	192, 1999-2000
UA High Per Game	5.8, 1989-90 (185 in 32 games)
UA Low	38, 1983-84
UA Low Per Game	1.4, 1983-84 (38 in 28 games)
Opponent High	141, 1996-97
Opponent High Per Game	4.2, 1994-95 (130 in 31 games)
Opponent Low	49, 1981-82
Opponent Low Per Game	1.4, 1987-88 (52 in 38 games)

## General

Most Victories	35, 1987-88
Best Record	35-3 (.921), 1987-88

## Consecutive Victories (all games)

.....	22, Began Feb. 7, 1914 (23-16 vs. Eastern Arizona J.C.), Ended Feb. 1, 1917 (19-28 at New Mexico)
-------	---

## Consecutive Victories (collegiate)

.....	21, Began Nov. 8, 2013 (73-62 vs. Cal Poly), Ended Feb. 1, 2014 (58-60 at California)
-------	---

## Consecutive Victories to Begin a Season (all games)

.....	21, Began Nov. 8, 2013 (73-62 vs. Cal Poly), Ended Feb. 1, 2014 (58-60 at California)
-------	---

## Consecutive Victories to Begin a Season (collegiate)

.....	21, Began Nov. 8, 2013 (73-62 vs. Cal Poly), Ended Feb. 1, 2014 (58-60 at California)
-------	---

## Consecutive Home Court Victories (all games)

.....	81, Began Dec. 14, 1945 (50-47 vs. Williams AFB), Ended Dec. 8, 1951 (57-76 vs. Kansas State)
-------	---

## Consecutive Home Court Victories (collegiate)

.....	71, Began Dec. 4, 1987 (94-62 vs. Long Beach State), Ended Jan. 11, 1992 (87-89 vs. UCLA)
-------	---

## Consecutive Road Victories (non neutral-site, all games)

.....	19, Began: Jan. 17, 1927 (28-24 at Alhambra A.C.), Ended: Feb. 15, 1929 (26-30 at Northern Arizona)
-------	---

## Consecutive Road Victories (non neutral-site, collegiate)

.....	12, Began: Jan. 2, 2003 (81-72 at Oregon), Ended: Jan. 15, 2004 (90-99 at USC)
-------	--

## Consecutive Losses

.....	16, 1958-59 (Dec. 19-Feb. 9)
Consecutive Home Court Loses	8, 1982-83 (Dec. 27-Feb. 19)
Consecutive Road Losses	17, 1982-84 (Nov. 26, 1982-Feb. 13, 1984)

## Overtime Periods

Most	4 at USC, 1/9/16 (L, 101-103)
.....	3 vs. Bradley, 2/3/65 (W, 85-83)
.....	3 vs. Colorado, 12/20/65 (L, 73-79)
.....	3 vs. Utah, 2/23/73 (W, 101-95)
.....	3 at California, 2/5/11 (W, 107-105)
Points	20 vs. Stanford, 1/31/80 (W, 95-88)
Points, Opponent	18, Oregon, 3/11/16 (L, 89-95)
.....	14, UTEP, 2/10/66 (L, 72-81)
.....	14, Utah, 2/23/73 (W, 101-95)
.....	14, Kansas, 1/12/07 (L, 76-72)

## 100-Point Games

Most, Season	8, 1990-91 (won 8, lost 0)
Consecutive, Season	3, 1972-73
Most, Season, Opponents	4, 1978-79 (won 0, lost 4)
Most, Season, Combined	9, 1973-74 (UA 6, Opp. 3)

# ARIZONA TEAM SINGLE-SEASON TOP-10

<b>Points</b>		<b>Three-Point Field Goals Made</b>	
1.	1987-88..... 3,234	1.	2010-11..... 296
2.	1997-98..... 3,177	2.	1993-94..... 279
3.	1993-94..... 3,124	3.	1997-98..... 269
4.	1990-91..... 3,021		2012-13..... 269
5.	2004-05..... 2,948	5.	2001-02..... 258
6.	2000-01..... 2,926		2011-12..... 258
7.	2014-15..... 2,911	7.	1987-88..... 254
8.	2010-11..... 2,905	8.	2004-05..... 253
9.	1996-97..... 2,850	9.	1994-95..... 245
10.	2016-17..... 2,833	10.	2016-17..... 244
<b>Points per Game</b>		<b>Three-Point Field Goal Attempts</b>	
1.	1997-98..... 90.8	1.	1993-94..... 787
2.	1993-94..... 89.3	2.	2010-11..... 745
3.	1973-74..... 89.0	3.	2012-13..... 725
4.	2003-04..... 87.1	4.	1997-98..... 714
5.	1990-91..... 86.3	5.	2001-02..... 686
6.	1976-77..... 85.3	6.	2011-12..... 683
7.	2002-03..... 85.2	7.	2002-03..... 645
8.	1987-88..... 85.1	8.	2017-18..... 642
9.	1994-95..... 84.9	9.	2004-05..... 630
10.	1991-92..... 84.8	10.	2016-17..... 625
<b>Scoring Margin</b>		<b>Three-Point Field Goal Percentage</b>	
1.	1987-88..... 20.9	1.	1987-88..... 483
2.	1928-29..... 20.3	2.	1994-95..... 413
3.	1942-43..... 19.8	3.	2004-05..... 402
4.	1923-24..... 19.7	4.	1988-89..... 401
5.	1988-89..... 17.6	5.	1986-87..... 397
6.	2014-15..... 16.9		2010-11..... 397
7.	1997-98..... 16.2	7.	1991-92..... 394
8.	1991-92..... 16.0	8.	2016-17..... 390
9.	2000-01..... 15.0		2007-08..... 390*
10.	1993-94..... 14.9	10.	1990-91..... 387
	1946-47..... 14.9		2008-09..... 387
<b>Field Goals Made</b>		<b>Free Throws Made</b>	
1.	1987-88..... 1,147	1.	2000-01..... 703
2.	1997-98..... 1,146	2.	2014-15..... 700
3.	1975-76..... 1,101	3.	1987-88..... 686
4.	1990-91..... 1,091	4.	2010-11..... 671
5.	2004-05..... 1,077	5.	2001-02..... 665
	1993-94..... 1,077	6.	1990-91..... 659
7.	2000-01..... 1,015	7.	1999-00..... 636
	1996-97..... 1,015	8.	2016-17..... 635
9.	2017-18..... 1,009	9.	1993-94..... 629
	2014-15..... 1,009	10.	1988-89..... 627
<b>Field Goal Attempts</b>		<b>Free Throws Attempted</b>	
1.	1997-98..... 2,350	1.	2014-15..... 974
2.	2004-05..... 2,255	2.	1990-91..... 967
3.	1949-50..... 2,243	3.	2000-01..... 940
4.	1996-97..... 2,241	4.	1952-53..... 938
5.	1975-76..... 2,238	5.	1987-88..... 932
6.	1950-51..... 2,219	6.	1996-97..... 913
7.	1993-94..... 2,208	7.	2001-02..... 910
8.	2000-01..... 2,131	8.	2010-11..... 899
9.	2013-14..... 2,123	9.	1993-94..... 884
10.	1990-91..... 2,121	10.	1999-00..... 871
<b>Field Goal Percentage</b>		<b>Free Throw Percentage</b>	
1.	1987-88..... 545	1.	2003-04..... 786
2.	1984-85..... 521	2.	2004-05..... 776
3.	1988-89..... 517	3.	2016-17..... 765
4.	1990-91..... 514	4.	2017-18..... 760
5.	2017-18..... 504	5.	2006-07..... 750
6.	1991-92..... 503	6.	2007-08..... 749*
7.	1973-74..... 502		2012-13..... 749
8.	1989-90..... 501	8.	2000-01..... 748
9.	1980-81..... 495	9.	2010-11..... 746
10.	1985-86..... 494	10.	1988-89..... 741

# TEAM SINGLE-SEASON TOP-10 **ARIZONA**

## Total Rebounds

1.	1950-51	1,786
2.	1975-76	1,599
3.	1994-94	1,453
4.	2013-14	1,449
5.	2000-01	1,433
6.	1990-91	1,422
7.	2014-15	1,399
8.	1996-97	1,376
9.	2002-03	1,374
10.	1997-98	1,372

## Rebounds per Game

1.	1950-51	59.5
2.	1960-61	50.8
3.	1955-56	50.7
4.	1961-62	50.5
5.	1969-70	50.4
6.	1967-68	47.7
7.	1975-76	47.2
8.	1973-74	46.8
	1966-67	46.8
10.	1976-77	46.7
	1974-75	46.7

## Rebound Margin

1.	1950-51	19.3
2.	1976-77	9.7
3.	2015-16	9.2
4.	1992-93	8.9
5.	2014-15	8.8
6.	1975-76	8.3
7.	1998-99	8.1
8.	2017-18	7.4
9.	1991-92	7.3
10.	1974-75	7.2

## Assists

1.	1997-98	677
2.	1987-88	662
3.	1990-91	651
4.	1950-51	613
5.	2004-05	610
6.	1995-96	589
7.	2000-01	585
	1989-90	585
9.	1993-94	581
	1988-89	581

## Steals

1.	1996-97	358
2.	1997-98	352
3.	2005-06	322
4.	2004-05	296
5.	1993-94	285
6.	2000-01	283
7.	1988-89	281
8.	1990-91	278
9.	1987-88	275
	2014-15	275

## Blocks

1.	1999-00	192
2.	1989-90	185
3.	1990-91	183
4.	1987-88	173
	2013-14	173
6.	2015-16	161
7.	2000-01	159
8.	2017-18	158
9.	1988-89	145
10.	2004-05	144

\* statistics vacated due to NCAA infractions

## INDIVIDUAL RECORDS

### Points Scored

**UA, Game** ..... 41, Al Fleming, vs. Detroit, 1/10/76  
**Opponent, Game** ..... 49, Jimmer Fredette, Brigham Young, 12/28/09  
**Half** ..... 45, Eric Murdock, Providence, 12/23/90  
**Half** ..... 33, Al Fleming, vs. Detroit, 1/10/76 (2nd)

### Field Goals

**Game** ..... 17, Coniel Norman, vs. Wyoming, 2/10/73  
 ..... 17, Alan Cunningham, Colorado State, 2/24/77  
 ..... 17, Larry Demic, vs. S.W. Louisiana, 12/23/78  
 ..... 17, Larry Demic, vs. Washington, 3/1/79  
**Half** ..... 12, Bob Elliott, vs. Utah, 2/15/75 (2nd)  
 ..... 12, Al Fleming, vs. Detroit, 1/10/76 (2nd)

### Field Goal Attempts

**Game** ..... 35, Freeman Williams, Portland State, 1/27/76 (16 made)  
**UA, Game** ..... 29, Herman Harris, vs. San Diego State, 1/6/77 (9 made)  
**Half** ..... 20, Freeman Williams, Portland State, 1/27/76 (2nd)

### Field Goal Percentage

**Game (Min. 10 att.)** ..... 1.000, Al Fleming, vs. Midwestern, 12/1/75 (10-of-10)  
**Game (10+ att.)** ..... .929, Khalid Reeves, vs. Michigan, 12/30/93 (13-of-14)  
**Half** ..... 1.000, Michael Dickerson, vs. Washington, 2/5/98 (11-of-11)

### 3-Point Field Goals

**Game** ..... 9, Salim Stoudamire, vs. Oregon State, 2/20/05 (9-of-14)  
**Opponent, Game** ..... 9, Jimmer Fredette, Brigham Young, 12/28/09 (9-of-13)

### Free Throws

**Game** ..... 16, Jerryd Bayless, vs. Stanford, 2/16/08 (16 att.)  
**Opponent, Game** ..... 13, Eric Murdock, Providence, (18 att.)  
**Half** ..... 11, Herman Harris, vs. Utah, 1/20/77 (2nd, 12 att.)

### Free Throw Attempts

**Game** ..... 20, Bob Elliott, vs. Arizona State, 2/2/74 (14 made)  
**Opponent, Game** ..... 19, Butch Hayes, California, 1/30/82 (11 made)  
**Half** ..... 13, Bob Elliott, vs. Arizona State, 2/2/74 (2nd/9 made)  
 ..... 13, Sean Elliott, vs. UNLV, 12/10/88 (2nd/10 made)

### Free Throw Percentage

**Min. 10 att.** ..... 1.000, Jerryd Bayless, vs. Stanford, 2/16/08 (16-of-16)  
 ..... 1.000, Allonzo Trier, vs. Bradley, 11/16/15 (14-of-14)  
 ..... 1.000, Nic Wise, vs. Washington, 1/29/09 (14-of-14)  
 ..... 1.000, Deandre Ayton vs. Colorado, 1/25/18 (12-of-12)  
 ..... 1.000, Allonzo Trier, vs. Stanford, 2/8/17 (12-of-12)  
 ..... 1.000, Derrick Williams, vs. Wash. State, 2/17/11 (12-of-12)  
 ..... 1.000, Nic Wise, vs. UNLV, 12/2/09 (12-of-12)  
 ..... 1.000, Nic Wise, vs. Lipscomb, 12/21/09 (12-of-12)  
 ..... 1.000, Jason Terry, vs. Washington, 1/1/99 (12-of-12)  
 ..... 1.000, Damon Stoudamire, vs. Oregon, 2/25/95 (11-of-11)  
 ..... 1.000, Justin Wessel, vs. UCLA, 2/19/00 (10-of-10)

### Rebounds

**Game** ..... 25, Bob Elliott, vs. Arizona State, 2/2/74  
 ..... 25, Kenny Davis, vs. Texas-El Paso, 2/11/77  
**Opponent, Game** ..... 22, Mark McNamara, California, 1/30/82  
**Half** ..... 15, Kenny Davis, vs. Texas-El Paso, 2/11/77 (2nd)

### Assists

**Game** ..... 19, Russell Brown, vs. Grand Canyon, 12/8/79  
**Opponent, Game** ..... 15, Darren Collison, UCLA vs. Arizona, 2/17/07  
**Half** ..... 12, Russell Brown, vs. Grand Canyon, 12/8/79 (2nd)

### Steals

**Game** ..... 9, Bennett Davison, vs. Stanford, 2/28/98  
**Opponent, Game** ..... 9, Robert Shepherd, Arkansas 12/6/92

### Blocked Shots

**Game** ..... 14, Loren Woods, vs. Oregon, 2/3/00

## TEAM RECORDS

### Most Points Scored

**Game** ..... 127, Arizona vs. Arizona State (99), 1/5/98  
**Opponent, Game** ..... 110, Arizona State vs. UA (105), 2/17/73  
**Half** ..... 70, Arizona State vs. Arizona (49), 2/17/73 (2nd)  
**UA, Half** ..... 69, Arizona vs. Utah (61), 2/23/74 (2nd)

**Overtime** ..... 20, Arizona vs. Stanford, 1/31/80

### Fewest Points Allowed

**Game** ..... 25, Washington State, 1/2/14  
**Half** ..... 7, Washington State, 1/2/14  
**UA, Half** ..... 16, vs. UNLV (31), 12/3/81 (2nd)

### Point Margin

**Game** ..... 64, Arizona vs. Robert Morris (118-54), 12/28/96  
**Half** ..... 41, Arizona (67) vs. Adams State (26), 12/8/76 (1st)  
**Opponent, Game** ..... 30, Brigham Young (99) vs. UA (69), 12/28/09

### Most Field Goals

**Game** ..... 55, Arizona vs. Midwestern, 12/1/75 (79 att.)  
**Opponent, Game** ..... 51, UCLA vs. Dayton, 3/14/74 (97 att.)  
**Half** ..... 30, Arizona vs. Adams State, 12/8/76 (1st)

### Fewest Field Goals

**Game** ..... 9, Washington State, 1/2/14  
**Half** ..... 2, Washington State, 1/2/14 (1st)  
**UA, Half** ..... 7, vs. Oregon, 2/21/85

### Most Field Goal Attempts

**Game** ..... 106, Utah vs. Arizona, 2/23/74 (42 made)  
**UA, Game** ..... 102, vs. Adams State, 12/8/76 (52 made)  
**Half** ..... 64, Utah vs. Arizona, 2/2/73 (2nd)  
**UA, Half** ..... 53, vs. Adams State, 12/8/76 (1st)

### Fewest Field Goal Attempts

**Game** ..... 35, Arizona vs. Oregon State, 2/25/84 (25 made)  
**Opponent, Game** ..... 38, Bethune-Cookman, 11/23/10 (13 made)  
**Half** ..... 15, Oregon, 1/31/83 (2nd)  
**UA, Half** ..... 16, vs. Oregon State, 2/25/84

### Highest Field Goal Percentage

**Game** ..... .714, Arizona vs. Oregon State, 2/25/84 (25-of-35)  
**Opponent, Game** ..... .711, UCLA, 2/16/80 (32-of-45)  
 ..... .711, Oregon, 1/31/83 (27-of-38)  
**Half** ..... .867, Oregon, 1/31/83 (13-of-15/2nd)  
**UA, Half** ..... .750, vs. Arkansas-Little Rock, 12/16/87 (9-of-12/1st)

### Lowest Field Goal Percentage

**Game** ..... .200, Washington State, 1/2/14 (9-of-45)  
**UA, Game** ..... .320, vs. Oregon, 1/20/80 (24-of-75)  
**Half** ..... .100, Washington State, 1/2/14 (2-of-20/1st)

### Most 3-Point Field Goals

**Game** ..... 18, Florida vs. Robert Morris, 12/30/96 (35 att.)  
**UA, Game** ..... 18 vs. Stanford, 3/5/16 (36 att.)  
**Half** ..... 11, Pepperdine vs. West Virginia, 12/30/01 (1st/14 att.)  
 ..... 11, UCLA vs. Arizona, 1/19/02 (1st/17 att.)  
**UA, Half** ..... 12 vs. Stanford, 3/5/16 (25 att.)

### Fewest 3-Point Field Goals

**Game** ..... 0, Oregon State vs. Arizona, 2/14/87 (9 att.)  
 ..... 0, Southwest Missouri State vs. Seton Hall, 3/17/89 (4 att.)  
 ..... 0, Washington vs. Arizona, 2/15/92 (6 att.)  
 ..... 0, California vs. Arizona, 1/2/97 (7 att.)  
**UA, Game** ..... 0, vs. Saint Mary's, 12/10/05 (10 att.)  
**Half** ..... 0, Many, last, Arizona vs. Saint Mary's, 12/10/05 (2nd/2 att.)

### Most 3-Point Field Goal Attempts

**Game** ..... 43, Samford vs. Arizona, 11/22/06 (made 14)  
**UA, Game** ..... 38, vs. Kansas, 12/1/01 (made 14)  
**Half** ..... 25, vs. Stanford, 3/5/16 (2nd/made 12)

### Fewest 3-Point Field Goal Attempts

**Game** ..... 4, Penn State vs. Wake Forest, 12/28/89 (made 2)  
 ..... 4, West Virginia vs. LaSalle, 12/28/92 (made 2)  
**UA, Game** ..... 5, vs. Utah, 12/6/86 (made 3)  
**Half** ..... 0, UCLA vs. Iowa State, 3/19/93 (1st)  
 ..... 0, Penn State vs. Wake Forest, 12/28/89 (2nd)  
**UA, Half** ..... 1, vs. UCLA, 1/11/87 (2nd/made 0)  
 ..... 1, vs. Western Illinois, 11/25/90 (1st/made 1)

### Highest 3-Point Field Goal Percentage

**Game** ..... 1.000 (5-5), Texas Tech vs. UNC Charlotte, 12/27/86  
**(Min. 10 att.)** ..... .800 (8-10), vs. Stanford, 12/30/06  
**(Min. 15 att.)** ..... .688 (11-16), vs. Oklahoma, 12/5/10  
**(Min. 20 att.)** ..... .650 (13-20), vs. UCLA, 1/20/96

Half..... 1.000 (5-5), Iowa, 2/7/87 (2nd)  
**UA, Half**..... 1.000 (3-3), vs. Oregon State, 1/14/89 (1st)  
**(Min. 5 made)**..... .889 (8-9), vs. USC, 1/21/95 (1st)  
**(Min. 10 made)**..... .714 (10-14), vs. Oregon, 1/30/92 (1st)

### Lowest 3-Point Field Goal Percentage

**Game**..... .000 (0-10), Arizona vs. Saint Mary's, 12/10/05  
..... .000 (0-7), California vs. Arizona, 1/2/97  
..... .000 (0-6), Washington vs. Arizona, 2/15/92  
..... .000 (0-4), Southwest Missouri State vs. Seton Hall, 3/17/89  
**(Most att.)**..... .000 (0-10), Arizona vs. Saint Mary's, 12/10/05  
**(Min. 20 att.)**..... .100 (2-20), Winthrop vs. Oklahoma, 3/16/00  
**Half**..... .000 (0-8), many, last, Arizona vs. Saint Mary's, 12/10/05 (1st)  
**(Most att.)**..... .000 (0-15), Oregon vs. Arizona, 3/9/91 (2nd)

### Most Free Throws

**UA, Game**..... 41, vs. Washington, 1/29/09 (51 att.)  
**Game**..... 35, Oregon State, 2/8/79 (42 att.)  
..... 35, California, 2/7/93 (42 att.)  
**Half**..... 34, vs. Washington, 1/29/09 (2nd/40 att.)  
**Opponent, Half**..... 22, Oregon State, 2/8/79 (1st)

### Fewest Free Throws

**Game**..... 1, Fresno State, 12/16/07  
..... 1, Oregon State, 1/10/09  
**UA, Game**..... 3, vs. Marquette, 1/8/94 (6 att.)  
**Half**..... 0, Nine times, last, Oregon State, 1/10/09 (0 att./1st)  
..... Last time by Arizona vs. USC, 1/6/83 (3 att./1st)

### Most Free Throw Attempts

**Game**..... 51, Arizona vs. Washington, 1/29/09 (41 made)  
**Opponent, Game**..... 46, Utah vs. Michigan State, 3/17/91 (28 made)  
**Half**..... 40, Arizona vs. Washington, 1/29/09 (34 made/2nd)

### Fewest Free Throw Attempts

**Game**..... 3, Fresno State, 12/16/07 (1 made)  
..... 3, Oregon State, 1/10/09 (1 made)  
**UA, Game**..... 8, vs. Utah, 2/16/78 (7 made)  
**Half**..... 0, San Francisco vs. New Mexico, 3/14/74 (1st)  
..... 0, Washington, 1/12/84 (1st)  
..... 0, Oregon State, 1/10/09 (1st)

### Highest Free Throw Percentage

**Game**..... 1.000, vs. Stanford, 2/5/05 (18-of-18)  
**Game (Min. 20 att.)**..... .952, Midwestern, 12/2/75 (20-of-21)  
**UA, Game (Min. 20 att.)**..... .950, vs. Washington, 1/27/05 (38-of-40)

### Lowest Free Throw Percentage

**Game**..... .278, vs. Nevada-Las Vegas, 12/3/81 (5-of-18)

### Most Rebounds

**Game**..... 75, Arizona vs. Adams State, 1/8/76  
**Opponent, Game**..... 60, San Diego State, 1/6/77  
**Half**..... 42, Arizona vs. Utah, 2/23/73 (2nd)

### Fewest Rebounds

**Game**..... 19, Arizona vs. Oregon State 2/8/79  
..... 19, Arkansas-Little Rock, 12/16/87  
..... 19, Arizona vs. Northern Arizona, 12/16/10  
**Opponent, Game**..... 20, Colorado State, 1/30/76  
..... 20, Oregon, 1/31/83  
**Half**..... 7, New Mexico, 12/22/78 (2nd)  
..... 7, vs. Oregon State, 2/8/79 (2nd)

### Rebound Margin

**Game**..... 40, Arizona (64) vs. Northern Arizona (24), 1/19/74

### Most Personal Fouls

**Game**..... 35, Arizona State, 2/17/73  
..... 35, Duke, 2/24/91 (2ot)  
**UA, Game**..... 31, vs. California, 1/30/82  
**Half**..... 25, Washington, 1/29/09  
**UA, Half**..... 21, vs. Arizona State, 2/17/73 (2nd)

### Fewest Personal Fouls

**Game**..... 6, Arizona vs. New Mexico, 11/10/88  
**Opponent, Game**..... 10, three times, last, UW-Green Bay vs. Michigan State, 3/15/91  
**Half**..... 2, Utah vs. St. John's, 3/12/77 (1st)

..... 2, Arizona vs. Tennessee, 12/23/83 (1st)

### Players Disqualified

**Game**..... 4, Five times, last, by Maryland vs. Rutgers, 12/28/91

## GAME RECORDS — BOTH TEAMS

### Most Points Scored

**Game**..... 226, Arizona (127) vs. Arizona State (99), 1/15/98  
**Half**..... 130, Arizona (69) vs. Utah (61), 2/23/74 (2nd)  
**Overtime**..... 33, Arizona (20) vs. Stanford (13), 1/31/80

### Fewest Points Scored

**Game**..... 83, Oregon (43) vs. Arizona (40), 2/21/85  
**Half**..... 37, Oregon (20) vs. Arizona (17), 2/21/85

### Most Field Goals

**Game**..... 91, UCLA (51) vs. Dayton (40), 3/14/74  
**Half**..... 51, UCLA (23) vs. Dayton (28), 3/14/74 (2nd)

### Fewest Field Goals

**Game**..... 36, Arizona (18) vs. San Diego State (18), 12/23/82  
**Half**..... 13, Arizona (9) vs. Arizona State (4), 2/13/91 (1st)

### Most Field Goal Attempts

**Game**..... 185, Arizona (95) vs. Portland State (90), 1/30/76  
**Half**..... 110, Arizona (46) vs. Utah (64), 2/23/73

### Fewest Field Goal Attempts

**Game**..... 81, Arizona (36) vs. USC (45), 2/27/84  
**Half**..... 36, Arizona (12) vs. Arkansas-Little Rock (24), 12/16/87 (1st)

### Highest Field Goal Percentage

**Game**..... .663, Arizona (32-of-51) vs. Oregon (27-of-38), 1/31/83, (57-of-89)  
**Half**..... .733, Arizona (20-of-31) vs. Oregon (13-of-15), 1/31/83 (33-of-45)

### Most Free Throws

**Game**..... 57, Arizona (29) vs. Arizona State (28), 2/27/73  
**Half**..... 37, Arizona (15) vs. Oregon State (22), 2/8/79 (2nd)

### Most Free Throw Attempts

**Game**..... 82, Arizona (45) vs. Arizona State (37), 2/17/73  
**Half**..... 56, Arizona (40) vs. Washington (16), 1/29/09 (2nd)

### Free Throw Percentage

**Highest**..... .928, UW-Green Bay (7-of-7) vs. Michigan St. (6-of-7), 3/15/91 (13-of-14)  
**Lowest**..... .454, Arizona (7-of-18) vs. Stanford (8-of-15), 2/1/82 (15-of-33)

### Most Rebounds

**Game**..... 118, Arizona (65) vs. Detroit (53), 1/10/76  
**Half**..... 76, Arizona (42) vs. Utah (34), 2/23/73

### Fewest Rebounds

**Game**..... 41, Arizona (21) vs. Oregon (20), 1/31/83  
**Half**..... 19, Arizona (11) vs. Arkansas-Little Rock (8), 12/16/87 (1st)

### Most Personal Fouls

**Game**..... 65, Arizona (30) vs. Arizona State (35), 2/17/73  
**Half**..... 42, Arizona (21) vs. Arizona State (21), 2/17/73 (2nd)

### Fewest Personal Fouls

**Game**..... 20, Wisconsin-Green Bay (10) vs. Michigan State (10), 3/15/91  
**Half**..... 7, Arizona (3) vs. Colorado State (4), 1/27/78 (1st)  
..... 7, Arizona (2) vs. Tennessee (5), 12/23/83 (1st)

### Longest Game

**3 Overtimes**..... Arizona (101) vs. Utah (95), 2/23/73  
..... UCLA (111) vs. Dayton (100), 3/14/74



## Points Scored

**Game**..... 45, Damon Stoudamire, at Stanford, 1/14/95  
**Half**..... 33, Damon Stoudamire, at Washington State, 3/2/95 (2nd+2ot)  
..... 27, Damon Stoudamire, at Arizona St., 3/12/94 (2nd)  
**Season**..... 417, Khalid Reeves, 1993-94  
**Career**..... 1,331, Sean Elliott, 1986-89

## Points Per Game

**Season**..... 23.2, Khalid Reeves, 1993-94  
**Career (Min. 2 years)**..... 20.2, Joe Nehls, 1978-80

## Field Goals

**Game**..... 17, Larry Demic, vs. Washington, 3/1/79 (27 att.)  
**Season**..... 160, Ron Davis, 1980-81 (315 att.)  
**Career**..... 463, Sean Elliott, 1986-89 (932 att.)

## Field Goal Attempts

**Game**..... 31, Jason Terry at Washington, 2/4/99 (12 made)  
**Season**..... 315, Ron Davis, 1980-81 (160 made)  
**Career**..... 932, Sean Elliott, 1986-89 (463 made)

## Field Goal Percentage

**Game (Min. 10 att.)**..... .933, Brian Williams at UCLA, 2/10/91 (14-of-15)  
**Half (Min. 10 att.)**..... 1.000, Larry Demic vs. Oregon State, 2/8/79 (10-of-10)  
**Season**..... .694, Brian Williams, 1990-91 (102-of-147)  
**Career**..... .622, Pete Williams, 1983-85 (179-of-288)

## 3-Point Field Goals

**Game**..... 9, Gabe York vs. Stanford, 3/5/16 (14 att.)  
..... 9, Salim Stoudamire, vs. Oregon State, 2/20/05 (14 att.)  
**Season**..... 66, Damon Stoudamire, 1994-95 (148 att.)  
**Career**..... 196, Salim Stoudamire, 2001-05 (407 att.)

## 3-Point Field Goal Attempts

**Game**..... 15, Damon Stoudamire, vs. California, 2/12/95 (4 made)  
**Season**..... 148, Damon Stoudamire, 1994-95 (66 made)  
**Career**..... 446, Jason Gardner, 1999-2003 (162 made)

## 3-Point Field Goal Percentage

**Game (Min. 5 atts.)**..... 1.000, Gilbert Arenas, at Washington State, 1/11/01 (6-of-6)  
..... 1.000, Steve Kerr, at Oregon State 1/14/88 (5-of-5)  
..... 1.000, Matt Muehlebach, vs. UCLA, 1/12/91 (5-of-5)  
..... 1.000, Gilbert Arenas, at USC, 2/17/01 (5-of-5)  
**Half (Min. 5 atts.)**..... 1.000, Salim Stoudamire, at Oregon, 2/19/04 (5-of-5/1st)  
**Season**..... .652, Steve Kerr, 1987-88 (60-of-92)  
**Career**..... .652, Steve Kerr, 1988 (60-of-92)

## Free Throws

**Game**..... 17, Miles Simon, at Washington St. (Spokane), 1/8/98 (18 att.)  
**Half**..... 14, Miles Simon at Washington St. (Spokane), 1/8/98 (14 att.)  
**Season**..... 112, Khalid Reeves, 1993-94 (143 att.)  
**Career**..... 333, Sean Elliott, 1986-89 (421 att.)

## Free Throw Attempts

**Game**..... 22, Derrick Williams, vs. California, 1/6/11 (16 made)  
**Season**..... 159, Derrick Williams, 2011-12 (111 made)  
**Career**..... 421, Sean Elliott, 1986-89 (333 made)

## Free Throw Percentage

**Game (min. 10 att)**..... 1.000, Jerryd Bayless, vs. Stanford, 2/16/08 (16-of-16)  
..... 1.000, Nic Wise, vs. Washington, 1/29/09 (14-of-14)  
..... 1.000, Deandre Ayton vs. Colorado, 1/25/18 (12-of-12)  
..... 1.000, Allonzo Trier vs. Stanford, 2/8/17 (12-of-12)  
..... 1.000, Dylan Rigdon, at USC, 1/22/94 (12-of-12)  
..... 1.000, Jason Terry, vs. Washington, 1/9/99 (12-of-12)  
..... 1.000, Kyle Fogg, at Oregon, 1/16/10 (12-of-12)  
..... 1.000, Derrick Williams, vs. Wash. State, 2/17/11 (12-of-12)  
..... 1.000, Kaleb Tarczewski vs. California, 2/11/14 (12-of-12)  
..... 1.000, Allonzo Trier, vs. Oregon, 1/13/18 (11-of-11)  
..... 1.000, Damon Stoudamire, vs. Oregon, 2/25/95 (11-of-11)  
..... 1.000, Ivan Radenovic, at Stanford, 3/2/07 (11-of-11)  
..... 1.000, Allonzo Trier, vs. Arizona State, 12/30/17 (10-of-10)  
..... 1.000, Justin Wessel, vs. UCLA, 2/19/00 (10-of-10)  
..... 1.000, Michael Wright, at Oregon, 3/4/00 (10-of-10)  
..... 1.000, Jerryd Bayless, at Oregon State, 3/6/08 (10-of-10)  
**Season**..... .964, Dylan Rigdon, 1993-94 (53-of-55)  
**Career**..... .967, Dylan Rigdon, 1992-94 (58-of-60)

## Rebounds

**Game**..... 20, Deandre Ayton, vs. California, 3/3/18  
..... 19, Derrick Williams, at Washington State, 1/22/11  
..... 19, A.J. Bramlett, vs. Stanford, 2/28/98  
**Season**..... 206, Deandre Ayton, 2017-18  
**Season Per Game**..... 11.4, Deandre Ayton, 2017-18 (206 in 18 games)  
**Career**..... 488, Kaleb Tarczewski, 2013-16

## Personal Fouls

**Season**..... 71, Greg Cook, 1981-82 (18 games)  
**Season Per Game**..... 3.9, Greg Cook, 1981-82 (71 in 18 games)  
**Season Disqualifications**..... 7, Greg Cook, 1981-82 (18 games)  
**Career**..... 185, Frank Smith, 1979-83 (72 games)

## Assists

**Game**..... 17, Russell Brown, at California, 1/6/79  
**Half**..... 11, Russell Brown, at California, 1/6/79 (1st)  
**Season**..... 164, Russell Brown, 1978-79 (18 games)  
**Season Per Game**..... 9.1, Russell Brown, 1978-79 (164 in 18 games)  
**Career**..... 410, Russell Brown, 1978-81 (63 games)

## Steals

**Game**..... 8, Bennett Davison, vs. Stanford, 2/28/98  
**Season**..... 49, Hassan Adams, 2005-06 (18 games)  
**Season Per Game**..... 2.7, Hassan Adams, 2005-06 (49 in 18 games)  
**Career**..... 140, Hassan Adams, 2002-06 (72 games)

## Blocked Shots

**Game**..... 14, Loren Woods, vs. Oregon, 2/3/00  
**Season**..... 56, Loren Woods, 1999-2000  
**Career**..... 161, Anthony Cook, 1986-89

## Minutes Played

**Game**..... 55, Gabe York, at USC, 1/9/16 (4 ot)  
**Season**..... 711, Steve Kerr, 1985-86 (18 games)  
**Career**..... 2,565, Jason Gardner, 1999-2003 (72 games)

## ARIZONA'S RING OF HONOR

A total of 22 Wildcats have earned entry into McKale Center's Ring of Honor, the display of names that begins in the southeast corner of the building's rafters. In order to join this elite group, players must meet at least one of the following six criteria: 1.) First-team All-America recognition by one or more of the major national organizations or media; 2.) Major national "player of distinction," i.e. the Wooden Award or other honor of significance; 3.) Pac-12 Player of the Year or Pac-12 Freshman of the Year; 4.) Arizona career leader in three or more major positive career categories at the conclusion of his collegiate career and must hold the career record for a minimum of five years (excluding single-game records); 5.) Ten or more years of experience in the NBA or selection as an All-Star or an All-Pro; 6.) Olympic medalist.

Here are the 22 players listed in order of enshrinement:

Bob Elliott, C, 1974-77  
Steve Kerr, G, 1984-88  
Sean Elliott, G/F, 1986-89  
Jud Buechler, F, 1987-90  
Sean Rooks, C, 1989-92  
Chris Mills, F/G, 1991-93  
Khalid Reeves, G, 1991-94  
Damon Stoudamire, G, 1992-95  
Miles Simon, G, 1995-98  
Jason Terry, G, 1996-99  
Mike Bibby, G, 1997-98  
Michael Wright, F, 1999-2001  
Richard Jefferson, F, 1999-2001  
Jason Gardner, G, 2000-03  
Luke Walton, F, 2000-03  
Salim Stoudamire, G, 2002-05  
Gilbert Arenas, G, 2000-01  
Channing Frye, C, 2002-05  
Chase Budinger, F, 2007-09  
Derrick Williams, F, 2010-11  
Andre Iguodala, F, 2003-04  
Aaron Gordon, F, 2014  
Nick Johnson, G, 2012-14  
Stanley Johnson, G, 2015

## RECOGNIZED NUMBERS

In addition to the prestigious Ring of Honor that hangs in the rafters of McKale Center, several jersey numbers from the rich history of Arizona Basketball have been recognized. Recognition is only for student-athletes and letterwinners who meet the following criteria are eligible to have their jersey recognized. All nominations are vetted by the ICA Heritage Committee.

1. Must already be inducted into the University of Arizona Sports Hall of Fame as an individual
2. Must meet one of the following criteria:
  - Received a national player of the year award
  - Received a major national "athlete of the year" honor
  - Named Most Outstanding Player at an NCAA Division I Championship for Men's Basketball, Women's Basketball or Volleyball

The following recognized numbers are hanging from the rafters of McKale Center.

10 - Mike Bibby (1997-98), Basketball Weekly National Freshman of the Year  
22 - Jason Gardner (2000-03), National Freshman of the Year (Multiple Publications)  
25 - Steve Kerr (1984-88), Most Courageous Player Award  
31 - Jason Terry (1996-99), National Player of the Year (Multiple Publications)  
32 - Sean Elliott (1986-89), National Player of the Year (Multiple Publications)  
34 - Miles Simon (1995-98), Most Outstanding Player of a Final Four

### Points Scored

	Pts.	Player	Years
1.	2,555	Sean Elliott	1985-89
2.	2,131	Bob Elliott	1973-77
3.	1,984	Jason Gardner	1999-2003
4.	1,960	Salim Stoudamire	2001-05
5.	1,925	Khalid Reeves	1990-94
6.	1,849	Damon Stoudamire	1991-95
7.	1,818	Hassan Adams	2002-06
8.	1,791	Michael Dickerson	1994-98
9.	1,789	Channing Frye	2001-05
10.	1,765	Al Fleming	1972-76

### Scoring Average

	Avg.	Player	Years
1.	23.9	Coniel Norman	1973-74
2.	19.9	Joe Skaisgir	1960-62
3.	19.2	Sean Elliott	1986-89
4.	18.7	Bill Warner	1969-71
	18.7	Bob Elliott	1974-77
6.	18.6	Eric Money	1972-74
7.	17.8	Ernie McCray	1957-60
	17.8	Derrick Williams	2009-11
9.	17.2	Chris Mills	1991-93
10.	17.0	Chase Budinger	2006-09

### Field Goals

	FG	Player	Years
1.	892	Sean Elliott	1986-89
2.	808	Bob Elliott	1974-77
3.	750	Hassan Adams	2002-06
4.	707	Channing Frye	2001-05
5.	688	Al Fleming	1973-76
6.	668	Michael Dickerson	1994-98
7.	646	Khalid Reeves	1991-94
8.	629	Anthony Cook	1986-89
9.	615	Chris Mills	1991-93
	615	Salim Stoudamire	2001-05

### Field Goal Attempts

	FGA	Player	Years
1.	1,750	Sean Elliott	1986-89
2.	1,512	Bob Elliott	1974-77
3.	1,503	Hassan Adams	2002-06
4.	1,460	Michael Dickerson	1994-98
5.	1,447	Jason Gardner	1999-2003
6.	1,349	Khalid Reeves	1991-94
7.	1,343	Damon Stoudamire	1992-95
8.	1,306	Salim Stoudamire	2001-02
9.	1,276	Chase Budinger	2006-09
10.	1,263	Bill Warner	1968-71

### Field Goal Percentage (Min. 4 made per game)

	Pct.	Player (FG-FGA)	Years
1.	.613	Joseph Blair (470-767)	1992-96
2.	.605	Pete Williams (296-489)	1984-85
3.	.591	Brian Williams (325-550)	1990-91
4.	.586	Derrick Williams (388-662)	2009-11
5.	.583	Al Fleming (688-1181)	1973-76
6.	.578	Jordan Hill (494-855)	2006-09
7.	.575	Anthony Cook (629-1094)	1986-89
	.575	Michael Wright (527-917)	1998-2001
9.	.562	Channing Frye (707-1257)	2001-05
10.	.558	Sean Rooks (550-986)	1988-92

### 3-Point Field Goals

	FG	Player	Years
1.	342	Salim Stoudamire	2001-05
2.	318	Jason Gardner	1999-2003
3.	272	Damon Stoudamire	1992-95
4.	229	Gabe York	2013-16
5.	193	Jason Terry	1996-99
	193	Kyle Fogg	2008-12
7.	191	Matt Othick	1989-92
8.	190	Chase Budinger	2006-09
9.	186	Khalid Reeves	1991-94
10.	176	Miles Simon	1994-98

### 3-Point Field Goal Attempts

	FGA	Player	Years
1.	875	Jason Gardner	1999-2003
2.	747	Salim Stoudamire	2001-05
3.	677	Damon Stoudamire	1992-95
4.	569	Gabe York	2013-16
5.	514	Jason Terry	1996-99
6.	496	Chase Budinger	2006-09
7.	489	Khalid Reeves	1991-94
8.	485	Matt Othick	1989-92
9.	478	Kyle Fogg	2008-12
10.	470	Miles Simon	1994-98

### 3-Point Field Goal Percentage (Min. 100 att.)

	Pct.	Player (3FG-FGA)	Years
1.	.573	Steve Kerr (114-199)	1984-88
2.	.458	Salim Stoudamire (342-747)	2001-05
3.	.428	Sean Elliott (140-327)	1986-89
4.	.424	Harvey Mason (50-118)	1987-90
5.	.419	Matt Muehlebach (199-251)	1988-91
6.	.411	Craig McMillan (109-265)	1985-88
	.411	Brendon Lavender (108-263)	2008-12
8.	.404	Kyle Fogg (193-478)	2008-12
9.	.402	Gabe York (229-569)	2013-16
	.402	Damon Stoudamire (272-677)	1992-95

### Free Throws

	FT	Player	Years
1.	623	Sean Elliott	1986-89
2.	516	Jason Gardner	1999-2003
3.	515	Bob Elliott	1974-77
4.	447	Khalid Reeves	1991-94
5.	436	Michael Wright	1998-2001
6.	405	Derrick Williams	2009-11
7.	402	Miles Simon	1994-98
8.	392	Sean Rooks	1988-92
9.	389	Al Fleming	1973-76
10.	388	Salim Stoudamire	2001-05

### Free Throw Attempts

	FTA	Player	Years
1.	786	Sean Elliott	1986-89
2.	767	Bob Elliott	1974-77
3.	663	Jason Gardner	1999-2003
4.	590	Sean Rooks	1988-92
5.	586	Khalid Reeves	1991-94
6.	582	Michael Wright	1998-2001
7.	563	Derrick Williams	2009-11
8.	537	Ernie McCray	1957-60
9.	524	Miles Simon	1994-98
10.	522	Al Fleming	1973-76

### Free Throw Percentage

	Pct.	Player (FT-FTA)	Years
1.	.872	Dylan Rigdon (95-109)	1993-94
2.	.870	Salim Stoudamire (388-446)	2001-05
3.	.855	Joe Nehls (271-317)	1976-80
4.	.839	Jerryd Bayless (187-223)	2007-08
	.839	Nic Wise (329-392)	2006-10
6.	.837	Bob Spahn (123-147)	1963-66
7.	.827	Allonzo Trier (369-446)	2015-18
8.	.824	Mickey Foster (244-296)	1967-70
9.	.815	Steve Kerr (225-276)	1984-88
10.	.814	Warren Rustand (240-295)	1962-65

### Rebounds

	Reb.	Player	Years
1.	1,190	Al Fleming	1973-76
2.	1,083	Bob Elliott	1974-77
3.	975	Channing Frye	2001-05
4.	879	Kaleb Tarczewski	2013-16
5.	861	Anthony Cook	1986-89
6.	837	Bill Reeves	1954-57
7.	832	Michael Wright	1998-2001
8.	824	Ernie McCray	1957-60
9.	817	A.J. Bramlett	1996-99
10.	808	Sean Elliott	1986-89

## Rebound Average (Min. 250 rebounds)

	Avg.	Player	Years
1.	11.2	Joe Skaisgir	1960-62
2.	10.8	Ernie McCray	1957-60
3.	10.7	Bill Reeves	1954-57
4.	10.4	Al Fleming	1973-76
5.	9.9	Albert Johnson	1962-65
6.	9.5	Eddie Myers	1968-71
	9.5	Bob Elliott	1973-77
8.	9.2	Pete Williams	1983-85
9.	9.1	Bill Davis	1966-68
10.	8.4	Michael Wright	1998-2001

## Assists

	No.	Player	Years
1.	810	Russell Brown	1978-81
2.	670	Mustafa Shakur	2004-07
3.	663	Damon Stoudamire	1992-95
4.	622	Jason Gardner	2000-03
5.	582	Luke Walton	2000-03
6.	560	Reggie Geary	1993-96
7.	552	Matt Othick	1989-92
8.	493	Jason Terry	1996-99
9.	459	Parker Jackson-Cartwright	2015-18
10.	458	Matt Muehlebach	1988-91

## Steals

	No.	Player	Years
1.	245	Jason Terry	1996-99
2.	238	Hassan Adams	2003-06
3.	225	Jason Gardner	2000-03
4.	208	Reggie Geary	1993-96
5.	200	Ken Lofton	1986-89
6.	187	Khalid Reeves	1991-94
7.	177	Russell Brown	1978-81
8.	174	Damon Stoudamire	1992-95
9.	167	Nic Wise	2007-10
10.	164	Mike Bibby	1997-98

## Blocked Shots

	No.	Player	Years
1.	278	Anthony Cook	1986-89
2.	258	Channing Frye	2002-05
3.	186	Loren Woods	2000-01
4.	167	Ed Stokes	1990-93
5.	142	Sean Rooks	1989-92
6.	140	Jordan Hill	2007-09
7.	117	Kaleb Tarczewski	2013-16
8.	104	A.J. Bramlett	1996-99
9.	101	Joseph Blair	1993-96
10.	85	Hassan Adams	2003-06

## Games Played

	GP	Player	Years
1.	141	Dusan Ristic	2015-18
2.	139	Kyle Fogg	2009-12
	139	Solomon Hill	2010-13
4.	136	Jason Gardner	2000-03
	136	Jordin Mayes	2011-14
6.	135	Kaleb Tarczewski	2013-16
7.	134	Parker Jackson-Cartwright	2015-18
8.	133	Sean Elliott	1986-89
	133	Anthony Cook	1986-89
	133	Channing Frye	2002-05
11.	131	Jud Buechler	1987-90
	131	Mustafa Shakur	2004-07
13.	130	Michael Dickerson	1995-98
	130	Eugene Edgerson	1997-01
	130	Craig McMillan	1985-88
	130	Hassan Adams	2003-06

## Games Started

	GS	Player	Years
1.	135	Jason Gardner	2000-03
2.	133	Sean Elliott	1986-89
3.	131	Kaleb Tarczewski	2013-16
4.	129	Mustafa Shakur	2004-07
	129	Solomon Hill	2010-13
6.	123	Anthony Cook	1986-89
7.	119	Channing Frye	2002-05
	119	Kyle Fogg	2009-12
9.	117	Salim Stoudamire	2002-05
10.	109	Craig McMillan	1985-88

## Minutes Played

	Min.	Player	Years
1.	4,825	Jason Gardner	2000-03
2.	4,499	Sean Elliott	1986-89
3.	4,136	Steve Kerr	1984-88
4.	4,070	Mustafa Shakur	2004-07
5.	4,037	Anthony Cook	1986-89
6.	4,030	Solomon Hill	2010-13
7.	3,848	Salim Stoudamire	2002-05
8.	3,829	Kyle Fogg	2009-12
9.	3,686	Channing Frye	2002-05
10.	3,666	Damon Stoudamire	1992-95

## Average Minutes Per Game (Min. 50 games played)

	Avg.	Player	Min.	GP	Years
1.	35.5	Jason Gardner	4,825	136	2000-03
2.	35.4	Chase Budinger	3,541	100	2007-09
3.	33.8	Sean Elliott	4,499	133	1986-89
4.	33.2	Russell Brown	3,552	107	1978-81
5.	32.4	Frank Smith	3,537	109	1980-83
	32.4	Mike Bibby	2,234	69	1997-98
7.	32.1	Steve Kerr	4,136	129	1984-88
8.	31.1	Mustafa Shakur	4,070	131	2004-07
9.	30.9	Loren Woods	1,699	55	2000-01
	30.9	Nick Johnson	3,337	108	2012-14

## Most Wins In a Career (Must have played in each victory)

	Wins	Player	GP	Years
1.	115	Dusan Ristic	141	2015-18
2.	110	Parker Jackson-Cartwright	134	2015-18
	110	Kaleb Tarczewski	135	2013-16
	110	Matt Muehlebach	128	1988-91
5.	107	Jason Gardner	136	2000-03
6.	106	Matt Othick	129	1989-92
7.	105	Gabe York	124	2013-16
	105	Jordin Mayes	136	2011-14
	105	Jud Buechler	131	1987-90
	105	Anthony Cook	133	1986-89
11.	104	Khalid Reeves	128	1991-94
	104	Sean Rooks	129	1989-92
13.	102	Michael Dickerson	129	1995-98
	102	Reggie Geary	127	1993-96

## 1,000 Points - 750 Rebounds Club

Points	Rebs.	Player	Years
1,349	824	Ernie McCray	1957-60
1,090	755	Albert Johnson	1962-65
1,765	1,190	Al Fleming	1972-76
2,131	1,083	Bob Elliott	1974-77
2,555	808	Sean Elliott	1986-89
1,590	861	Anthony Cook	1986-89
1,098	817	A.J. Bramlett	1996-99
1,491	832	Michael Wright	1998-01
1,789	975	Channing Frye	2002-05
1,208	760	Jordan Hill	2006-09
1,430	773	Solomon Hill	2009-13
1,185	879	Kaleb Tarczewski	2013-16

## Points Scored

	Pts.	Player	Year
1.	848	Khalid Reeves	1993-94
2.	743	Sean Elliott	1987-88
3.	741	Derrick Williams	2010-11
4.	735	Sean Elliott	1988-89
5.	704	Deandre Ayton	2017-18
5.	692	Jason Gardner	2001-02
6.	684	Damon Stoudamire	1994-95
7.	677	Bob Elliott	1974-75
8.	662	Salim Stoudamire	2004-05
9.	642	Michael Dickerson	1996-97

## Scoring Average

	Avg.	Player	Year
1.	24.2	Khalid Reeves	1993-94
2.	24.0	Coniel Norman	1972-73
3.	23.9	Ernie McCray	1959-60
4.	23.8	Coniel Norman	1973-74
5.	23.3	Bob Elliott	1974-75
6.	22.8	Damon Stoudamire	1994-95
7.	22.2	Sean Elliott	1988-89
8.	21.9	Jason Terry	1998-99
9.	20.9	Bob Warner	1970-71
10.	20.4	Chris Mills	1991-93
	20.4	Jason Gardner	2001-02

## Field Goals

	FG	Player	Year
1.	276	Deandre Ayton	2017-18
	276	Khalid Reeves	1993-94
3.	273	Bob Elliott	1974-75
4.	264	Coniel Norman	1973-74
5.	263	Sean Elliott	1987-88
6.	252	Jordan Hill	2008-09
7.	242	Coniel Norman	1972-73
8.	241	Michael Dickerson	1997-98
9.	237	Sean Elliott	1988-89
	237	Anthony Cook	1988-89

## Field Goal Attempts

	FGA	Player	Year
1.	572	Khalid Reeves	1993-94
2.	565	Michael Dickerson	1996-97
3.	528	Leon Blevins	1949-50
4.	525	Coniel Norman	1973-74
5.	520	Joe Skaisgir	1961-62
6.	510	Herman Harris	1976-77
7.	507	Bob Elliott	1974-75
8.	494	Sean Elliott	1988-89
9.	490	Hassan Adams	2005-06
10.	484	Damon Stoudamire	1993-94

## Field Goal Percentage (Min. 4 made per game)

	Pct.	Player (FG-FGA)	Year
1.	.667	Al Fleming (136-204)	1973-74
2.	.629	Anthony Cook (237-377)	1988-89
3.	.620	Jordan Hill (184-297)	2007-08
4.	.619	Brian Williams (195-315)	1990-91
5.	.618	Anthony Cook (201-325)	1987-88
6.	.612	Deandre Ayton (276-451)	2017-18
7.	.607	Pete Williams (145-239)	1984-85
	.607	Jud Buechler (139-229)	1988-89
	.607	Joseph Blair (153-252)	1993-94
10.	.604	Pete Williams (151-250)	1983-84

## 3-Point Field Goals

	FG	Player	Year
1.	120	Salim Stoudamire	2004-05
2.	114	Steve Kerr	1987-88
3.	112	Damon Stoudamire	1994-95
4.	106	Jason Gardner	2001-02
5.	98	Gabe York	2015-16
6.	93	Damon Stoudamire	1993-94
7.	85	Khalid Reeves	1993-94
8.	78	Salim Stoudamire	2003-04
9.	77	Mike Bibby	1997-98
10.	76	Jason Terry	1998-99
	76	Jason Gardner	2000-01

## 3-Point Field Goal Attempts

	FGA	Player	Year
1.	276	Jason Gardner	2001-02
2.	265	Damon Stoudamire	1993-94
3.	241	Damon Stoudamire	1994-95
4.	238	Salim Stoudamire	2004-05
5.	233	Gabe York	2015-16
6.	224	Khalid Reeves	1993-94
7.	207	Jason Gardner	2000-01
8.	201	Mark Lyons	2012-13
9.	199	Steve Kerr	1987-88
	199	Mike Bibby	1997-98
	199	Jason Gardner	2002-03

## 3-Point Field Goal Percentage (Min. 40 att.)

	Pct.	Player (3FG-FGA)	Year
1.	.573	Steve Kerr (114-199)	1987-88
2.	.568	Derrick Williams (42-74)	2010-11
3.	.504	Salim Stoudamire (120-238)	2004-05
4.	.487	Brendon Lavender (55-113)	2011-12
5.	.483	Chris Mills (56-116)	1992-93
6.	.481	Nic Wise (47-77)	2007-08
7.	.475	Harvey Mason (19-40)	1987-88
8.	.471	Sean Elliott (41-87)	1987-88
9.	.465	Damon Stoudamire (112-241)	1994-95
10.	.463	Khalid Reeves (31-67)	1990-91

## Free Throws

	FT	Player	Year
1.	247	Derrick Williams	2010-11
2.	211	Khalid Reeves	1993-94
3.	195	Sean Elliott	1988-89
4.	192	Jason Gardner	2001-02
5.	187	Jerryd Bayless	2007-08
6.	177	Ernie McCray	1959-60
7.	176	Sean Elliott	1987-88
8.	160	Allonzo Trier	2017-18
9.	158	Derrick Williams	2009-10
10.	157	Michael Wright	2000-01

## Free Throw Attempts

	FTA	Player	Year
1.	331	Derrick Williams	2010-11
2.	264	Khalid Reeves	1993-94
3.	257	Ernie McCray	1959-60
4.	240	Jason Gardner	2001-02
5.	232	Sean Elliott	1988-89
	232	Derrick Williams	2009-10
7.	225	Bob Elliott	1975-76
8.	223	Jerryd Bayless	2007-08
9.	222	Sean Elliott	1987-88
10.	215	Sean Rooks	1991-92

## Free Throw Percentage (Min. 2.0 made per game)

	Pct.	Player (FT-FTA)	Year
1.	.910	Salim Stoudamire (122-134)	2004-05
2.	.904	Salim Stoudamire (103-114)	2001-02
3.	.899	Steve Kerr (71-79)	1985-86
4.	.891	Dylan Rigdon (82-92)	1993-94
5.	.885	Joe Nehls (108-122)	1979-80
6.	.878	Nic Wise (137-156)	2009-10
7.	.872	Ivan Radenovic (150-172)	2006-07
8.	.865	Allonzo Trier (160-185)	2017-18
8.	.864	Salim Stoudamire (70-81)	2002-03
9.	.859	Bob Spanh (73-85)	1965-66

## Rebounds

	Reb.	Player	Years
1.	405	Deandre Ayton	2017-18
2.	375	Jordan Hill	2008-09
3.	373	Leo Johnson	1950-51
4.	343	Bill Reeves	1955-56
	343	Al Fleming	1974-75
6.	341	Bob Elliott	1975-76
7.	334	Ryan Anderson	2015-16
8.	329	Al Fleming	1975-76
9.	314	Joe Skaisgir	1961-62
	314	Derrick Williams	2010-11

# SINGLE-SEASON LEADERS



## Rebound Average (Min. 250 rebounds)

	Avg.	Player	Year
1.	13.2	Bill Reeves	1955-56
2.	12.5	Leo Johnson	1950-51
3.	12.2	Ernie McCray	1959-60
4.	12.1	Joe Skaisgir	1961-62
5.	11.8	Al Fleming	1974-75
6.	11.6	Deandre Ayton	2017-18
7.	11.0	Albert Johnson	1963-64
	11.0	Jordan Hill	2008-09
9.	10.8	Phil Taylor	1976-77
10.	10.7	Bill Reeves	1956-57
	10.7	Ernie McCray	1957-58
	10.7	Bob Elliott	1973-74

## Assists

	No.	Player	Year
1.	247	Russell Brown	1978-79
2.	238	T.J. McConnell	2014-15
3.	231	Reggie Geary	1995-96
4.	220	Damon Stoudamire	1994-95
5.	215	Mustafa Shakur	2006-07
6.	208	Damon Stoudamire	1993-94
7.	202	T.J. McConnell	2013-14
8.	200	Russell Brown	1979-80
9.	199	Mike Bibby	1997-98
10.	197	Russell Brown	1977-78

## Steals

	No.	Player	Year
1.	87	Mike Bibby	1997-98
2.	85	Jason Terry	1996-97
3.	83	T.J. McConnell	2014-15
4.	82	Hassan Adams	2005-06
5.	80	Jason Terry	1998-99
6.	76	Mike Bibby	1996-97
7.	71	Gilbert Arenas	1999-2000
8.	69	Hassan Adams	2004-05
9.	68	Nick Johnson	2012-13
10.	67	Ken Lofton	1988-89
	67	Reggie Geary	1995-96

## Blocked Shots

	No.	Player	Year
1.	102	Loren Woods	1999-2000
2.	85	Channing Frye	2004-05
3.	84	Anthony Cook	1988-89
	84	Loren Woods	2000-01
5.	75	Anthony Cook	1987-88
6.	69	Anthony Cook	1986-87
7.	66	Deandre Ayton	2017-18
8.	63	Channing Frye	2003-04
9.	60	Channing Frye	2002-03
10.	58	Jordan Hill	2008-09

## Double-Doubles (Pts/Rebs.)

	No.	Player	Year
1.	24	Deandre Ayton	2017-18
2.	22	Al Fleming	1974-75
3.	20	Jordan Hill	2008-09
4.	18	Bob Elliott	1975-76
5.	17	Ryan Anderson	2015-16
	17	A.J. Bramlett	1998-99
7.	16	Phil Taylor	1976-77
8.	15	Ben Davis	1995-96
	15	Al Fleming	1975-76
10.	14	Larry Demic	1978-79
	14	Al Fleming	1973-74

## Games Played

	GP	Player	Year
1.	38	Sean Elliott	1987-88
	38	Tom Tolbert	1987-88
	38	Anthony Cook	1987-88
	38	Steve Kerr	1987-88
	38	Craig McMillan	1987-88
	38	Ken Lofton	1987-88
	38	Joe Turner	1987-88
	38	Derrick Williams	2010-11
	38	Lamont Jones	2010-11
	38	Kyle Fogg	2010-11
	38	Solomon Hill	2010-11
	38	Kevin Parrom	2010-11
	38	Jesse Perry	2010-11
	38	Jamelle Horne	2010-11
	38	Jordin Mayes	2010-11
	38	Brendon Lavender	2010-11
	38	Kyryl Natyazhko	2010-11
	38	Aaron Gordon	2013-14
	38	Rondae Hollis-Jefferson	2013-14
	38	Nick Johnson	2013-14
	38	T.J. McConnell	2013-14
	38	Gabe York	2013-14
	38	Brandon Ashley	2014-15
	38	Rondae Hollis-Jefferson	2014-15
	38	Stanley Johnson	2014-15
	38	T.J. McConnell	2014-15
	38	Elliott Pitts	2014-15
	38	Kaleb Tarczewski	2014-15

## Games Started

	GS	Player	Year
1.	38	Sean Elliott	1987-88
	38	Tom Tolbert	1987-88
	38	Steve Kerr	1987-88
	38	Craig McMillan	1987-88
	38	Derrick Williams	2010-11
	38	Lamont Jones	2010-11
	38	Solomon Hill	2010-11
	38	Aaron Gordon	2013-14
	38	Nick Johnson	2013-14
	38	T.J. McConnell	2013-14
	38	Brandon Ashley	2014-15
	38	T.J. McConnell	2014-15

## Minutes Played

	Min.	Player	Year
1.	1,317	Chase Budinger	2008-09
2.	1,298	Jason Gardner	2001-02
3.	1,273	Nic Wise	2008-09
4.	1,255	Nick Johnson	2013-14
5.	1,249	Sean Elliott	1987-88
6.	1,244	Jason Gardner	1999-2000
7.	1,239	Steve Kerr	1987-88
8.	1,228	Steve Kerr	1985-86
9.	1,225	T.J. McConnell	2013-14
10.	1,213	Jordan Hill	2008-09

## Average Minutes Per Game

	Avg.	Player	Min.	GP	Year
1.	38.4	Steve Kerr	1,228	32	1985-86
2.	38.2	Jason Terry	1,107	29	1998-99
	38.2	Jason Gardner	1,298	34	2001-02
4.	37.6	Chase Budinger	1,317	35	2008-09
5.	37.4	Russell Brown	1,011	27	1978-79
6.	37.3	Joe Nehls	1,007	27	1978-79
7.	37.0	Frank Smith	1,000	27	1981-82
8.	36.7	Luke Walton	1,138	31	2001-02
9.	36.6	Jason Gardner	1,244	34	1999-2000
10.	36.4	Eddie Smith	1,018	28	1983-84
	36.4	Damon Stoudamire	1,092	30	1994-95
	36.4	Nic Wise	1,273	35	2008-09

## Points

1.	Deandre Ayton (2018)	704
2.	Jerryd Bayless (2008)	592
3.	Coniel Norman (1973)	576
	Lauri Markkanen (2017)	576
5.	Gilbert Arenas (2000)	523
	Stanley Johnson (2015)	523
7.	Sean Elliott (1986)	499
8.	Eric Money (1973)	492
9.	Derrick Williams (2010)	486
10.	Chase Budinger (2007)	484

## Points per Game

1.	Coniel Norman (1973)	24.0
2.	Deandre Ayton (2018)	20.1
3.	Jerryd Bayless (2008)	19.7
4.	Eric Money (1973)	18.9
5.	Bob Elliott (1974)	16.5
6.	Derrick Williams (2010)	15.7
7.	Sean Elliott (1986)	15.6
	Chase Budinger (2007)	15.6
	Lauri Markkanen (2017)	15.6
10.	Gilbert Arenas (2000)	15.4

## Field Goals Made

1.	Deandre Ayton (2018)	276
2.	Coniel Norman (1973)	242
3.	Eric Money (1973)	197
4.	Aaron Gordon (2014)	189
5.	Sean Elliott (1986)	187
	Gilbert Arenas (2000)	187
7.	Lauri Markkanen (2017)	185
8.	Chase Budinger (2007)	176
9.	Stanley Johnson (2015)	174
10.	Jerryd Bayless (2008)	173

## Field Goal Attempts

1.	Coniel Norman (1973)	476
2.	Deandre Ayton (2018)	451
3.	Eric Money (1973)	415
4.	Gilbert Arenas (2000)	413
5.	Stanley Johnson (2015)	390
6.	Sean Elliott (1986)	385
7.	Aaron Gordon (2014)	382
8.	Jerryd Bayless (2008)	378
9.	Lauri Markkanen (2017)	376
10.	Chase Budinger (2007)	363

## Field Goal Percentage (min. 100 FG)

1.	Deandre Ayton (2018)	.612
2.	Channing Frye (2002)	.595
3.	Derrick Williams (2010)	.574
4.	Michael Wright (1999)	.556
5.	Al Fleming (1973)	.537
6.	Mustafa Shakur (2004)	.519
7.	Coniel Norman (1973)	.508
8.	Frank Smith (1980)	.502
9.	Richard Jefferson (1999)	.495
	Aaron Gordon (2014)	.495

## Three-Point Field Goals Made

1.	Salim Stoudamire (2002)	73
2.	Jason Gardner (2000)	70
3.	Lauri Markkanen (2017)	69
4.	Mike Bibby (1997)	67
5.	Jerryd Bayless (2008)	59
6.	Chase Budinger (2007)	50
7.	Rawle Alkins (2017)	44
8.	Stanley Johnson (2015)	43
9.	Allonzo Trier (2016)	40
	Nick Johnson (2012)	40

## Three-Point Field Goal Attempts

1.	Jason Gardner (2000)	193
2.	Mike Bibby (1997)	170
3.	Lauri Markkanen (2017)	163
4.	Salim Stoudamire (2002)	161
5.	Jerryd Bayless (2008)	145
6.	Chase Budinger (2007)	136
7.	Gilbert Arenas (2000)	130
8.	Nick Johnson (2012)	125
9.	Rawle Alkins (2017)	119
10.	Stanley Johnson (2015)	116

## Three-Point Field Goal Percentage (min. 20 3FG)

1.	Khlaidd Reeves (1991)	.463
2.	Salim Stoudamire (2002)	.453
	Jordin Mayes (2011)	.453
4.	Miles Simon (1995)	.446
5.	Marcus Williams (2006)	.435
6.	Lauri Markkanen (2017)	.423
7.	Jerryd Bayless (2008)	.407
8.	Damon Stoudamire (1992)	.406
9.	Grant Jerrrett (2013)	.405
10.	Mike Bibby (1997)	.394

## Free Throws Made

1.	Jerryd Bayless (2008)	187
2.	Derrick Williams (2010)	158
3.	Deandre Ayton (2018)	140
4.	Lauri Markkanen (2017)	137
5.	Michael Wright (1999)	134
6.	Stanley Johnson (2015)	132
7.	Sean Elliott (1986)	127
8.	Jason Gardner (2000)	121
9.	Allonzo Trier (2016)	115
10.	Bob Elliott (1974)	113

## Free Throws Attempted

1.	Derrick Williams (2010)	232
2.	Jerryd Bayless (2008)	223
3.	Deandre Ayton (2018)	191
4.	Michael Wright (1999)	182
5.	Aaron Gordon (2014)	180
6.	Stanley Johnson (2015)	178
7.	Sean Elliott (1986)	167
8.	Jason Gardner (2000)	166
9.	Lauri Markkanen (2017)	164
10.	Bob Elliott (1974)	157

## Free Throw Percentage (min. 50 FT)

1.	Salim Stoudamire (2002)	.904
2.	Chase Budinger (2007)	.845
3.	Jerryd Bayless (2008)	.839
4.	Lauri Markkanen (2017)	.835
5.	Coniel Norman (1973)	.829
6.	Matt Othick (1989)	.824
7.	Eric Money (1973)	.803
8.	Allonzo Trier (2016)	.793
9.	Kyle Fogg (2009)	.786
10.	Richard Jefferson (1999)	.776

## Total Rebounds

1.	Deandre Ayton (2018)	405
2.	Aaron Gordon (2014)	303
3.	Bob Elliott (1974)	278
4.	Lauri Markkanen (2017)	266
5.	Al Fleming (1973)	257
6.	Michael Wright (1999)	254
7.	Stanley Johnson (2015)	247
8.	Derrick Williams (2010)	219
9.	Rondae Hollis-Jefferson (2014)	215
10.	Channing Frye (2002)	214

## Rebounds per Game

1.	Deandre Ayton (2018)	11.6
2.	Bob Elliott (1974)	10.7
3.	Al Fleming (1973)	9.9
4.	Michael Wright (1999)	8.8
5.	Aaron Gordon (2014)	8.0
6.	Lauri Markkanen (2017)	7.2
7.	Derrick Williams (2010)	7.1
8.	Stanley Johnson (2015)	6.5
9.	Channing Frye (2002)	6.3
10.	George Hawthorne (1979)	6.1
	Kaleb Tarczewski (2013)	6.1

## Assists

1.	Russell Brown (1978)	197
2.	Mike Bibby (1997)	178
3.	Jason Gardner (2000)	162
4.	Mustafa Shakur (2004)	147
5.	Luke Walton (2000)	131
6.	Jerryd Bayless (2008)	121
7.	Khalid Reeves (1991)	103
8.	Eric Money (1973)	96
9.	Reggie Geary (1993)	94
10.	Nick Johnson (2012)	85

## Steals

1.	Mike Bibby (1997)	76
2.	Gilbert Arenas (2000)	71
3.	Stanley Johnson (2015)	57
4.	Jason Gardner (2000)	55
5.	Andre Iguodala (2003)	47
6.	Michael Tait (1984)	42
	Hassan Adams (2003)	42
8.	Russell Brown (1978)	38
9.	Khalid Reeves (1991)	36
	Luke Walton (2000)	36

## Blocks

1.	Deandre Ayton (2018)	66
2.	Anthony Cook (1986)	50
	Channing Frye (2002)	50
4.	Ed Stokes (1990)	49
5.	Rondae Hollis-Jefferson (2014)	40
6.	Aaron Gordon (2014)	39
7.	Grant Jerrett (2013)	33
8.	Angelo Chol (2012)	29
9.	Jordan Hill (2007)	26
10.	Kaleb Tarczewski (2013)	23

## Games Played

1.	Jordin Mayes (2011)	38
	Aaron Gordon (2014)	38
	Rondae Hollis-Jefferson (2014)	38
	Stanley Johnson (2015)	38
5.	Rawle Alkins (2017)	37
	Lauri Markkanen (2017)	37
	Kobi Simmons (2017)	37
	Jawann McClellan (2005)	37
9.	Dusan Ristic (2015)	36
10.	Deandre Ayton (2018)	35
	Khalid Reeves (1991)	35
	Kyle Fogg (2009)	35
	Angelo Chol (2012)	35
	Nick Johnson (2012)	35
	Brandon Ashley (2013)	35
	Kaleb Tarczewski (2013)	35

## Games Started

1.	Aaron Gordon (2014)	38
2.	Lauri Markkanen (2017)	37
	Stanley Johnson (2015)	37
4.	Rawle Alkins (2017)	36
5.	Deandre Ayton (2018)	35
	Kaleb Tarczewski (2013)	35
7.	Mike Bibby (1997)	34
8.	Jason Gardner (2000)	33
9.	Sean Elliott (1986)	32
10.	Gilbert Arenas (2000)	31
	Chase Budinger (2007)	31

## Minutes Played

1.	Jason Gardner (2000)	1,244
2.	Aaron Gordon (2014)	1,187
3.	Deandre Ayton (2018)	1,172
4.	Lauri Markkanen (2017)	1,140
5.	Mike Bibby (1997)	1,110
6.	Gilbert Arenas (2000)	1,093
7.	Stanley Johnson (2015)	1,081
8.	Sean Elliott (1986)	1,079
9.	Jerryd Bayless (2008)	1,072
10.	Rawle Alkins (2017)	1,037

## Minutes per Game

1.	Jason Gardner (2000)	36.6
2.	Jerryd Bayless (2008)	35.7
3.	Sean Elliott (1986)	33.7
4.	Russell Brown (1978)	33.6
5.	Deandre Ayton (2018)	33.5
6.	Chase Budinger (2007)	33.0
7.	Mike Bibby (1997)	32.6
8.	Gilbert Arenas (2000)	32.1
9.	Aaron Gordon (2014)	31.2
10.	Lauri Markkanen (2017)	30.8

## Double-Doubles (Pts/Rebs.)

1.	Deandre Ayton (2018)	24
2.	Al Fleming (1973)	12
	Michael Wright (1999)	12
4.	Bob Elliott (1974)	11
5.	Aaron Gordon (2014)	8
6.	Frank Smith (1980)	6
	Channing Frye (2002)	6
	Lauri Markkanen (2017)	6
9.	Chase Budinger (2007)	5
10.	Derrick Williams (2010)	4

## 30-Point Games

1.	Coniel Norman (1973)	6
2.	Jerryd Bayless (2008)	4
3.	Eric Money (1973)	3
4.	Deandre Ayton (2018)	2
	Chase Budinger (2007)	2
6.	Bob Elliott (1974)	1
	George Hawthorne (1979)	1
	Lauri Markkanen (2017)	1

## 20-Point Games

1.	Coniel Norman (1973)	17
2.	Jerryd Bayless (2008)	16
3.	Deandre Ayton (2018)	14
4.	Eric Money (1973)	13
5.	Derrick Williams (2010)	9
	Lauri Markkanen (2017)	9
7.	Bob Elliott (1974)	8
	Sean Elliott (1986)	8
	Allonzo Trier (2016)	8
10.	Gilbert Arenas (2000)	7

## Double-Digit Scoring Games

1.	Deandre Ayton (2018)	33
2.	Gilbert Arenas (2000)	31
	Lauri Markkanen (2017)	31
4.	Stanley Johnson (2015)	30
5.	Derrick Williams (2010)	28
	Aaron Gordon (2014)	28
7.	Sean Elliott (1986)	27
	Jerryd Bayless (2008)	27
9.	Chase Budinger (2007)	26
10.	Mike Bibby (1997)	25



### Points In A Game

1.	Jerryd Bayless vs. Arizona State (2/10/08).....	39
2.	Coniel Norman vs. BYU (2/24/73).....	38
	Bob Elliott vs. Arizona State (2/2/74).....	38
4.	Eric Money vs. Cal State Bakersfield (11/29/72).....	37
	Coniel Norman vs. Wyoming (2/1/73).....	37
	Eric Money vs. Arizona State (2/17/73).....	37
7.	Coniel Norman vs. New Mexico (1/6/73).....	34
8.	Jerryd Bayless at Houston (1/12/08).....	33
	Jerryd Bayless vs. California (2/14/08).....	33
10.	Deandre Ayton vs. USC (3/10/18).....	32
	Deandre Ayton vs. UCLA (3/9/18).....	32
	Chase Budinger vs. NAU (1/15/06).....	32
13.	Coniel Norman vs. UC Santa Barbara (1/18/73).....	31
	Coniel Norman at NAU (1/20/73).....	31
	Jerryd Bayless vs. Stanford (2/16/08).....	31

### Made Field Goals In A Game

1.	Coniel Norman vs. Wyoming (2/1/73).....	17
2.	Coniel Norman vs. BYU (2/24/73).....	16
3.	Deandre Ayton vs. USC (3/10/18).....	14
	George Hawthorne vs. Grand Canyon (12/13/78).....	14
	Eric Money vs. Cal State Bakersfield (11/29/72).....	14
6.	Deandre Ayton vs. UCLA (3/9/18).....	14
	Coniel Norman vs. New Mexico (1/6/73).....	13
	Coniel Norman vs. UC Santa Barbara (1/18/73).....	13
	Coniel Norman at NAU (1/20/73).....	13
	Eric Money at BYU (1/25/73).....	13
	Eric Money vs. Arizona State (2/17/73).....	13
	Bob Elliott vs. SMU (12/29/73).....	13

### Field Goal Attempts In A Game

1.	Coniel Norman vs. BYU (2/24/73).....	27
2.	Bob Elliott vs. SMU (12/29/73).....	26
3.	Bob Elliott vs. Arizona State (2/2/74).....	24
4.	Deandre Ayton vs. UNLV (OT) (12/2/17).....	23
5.	Coniel Norman vs. Wyoming (2/1/73).....	22
	George Hawthorne vs. Grand Canyon (12/13/78).....	22
	Lauri Markkanen vs. UCLA (3/10/17).....	22
8.	Coniel Norman vs. UC Santa Barbara (1/18/73).....	21
	Chase Budinger at Oregon (2/10/07).....	21
10.	Deandre Ayton vs. USC (3/10/18).....	20
	Eric Money vs. Cal State Bakersfield (11/29/72).....	20
	Coniel Norman vs. New Mexico (1/6/73).....	20
	Eric Money at BYU (1/25/73).....	20
	Gilbert Arenas at USC (1/22/00).....	20
	Gilbert Arenas vs. USC (2/17/00).....	20
	Gilbert Arenas vs. Arizona State (2/26/00).....	20

### Field Goal Percentage In A Game (Min. 12 attempts)

1.	Deandre Ayton at Washington State (1/31/18).....	.917 (11-12)
2.	Deandre Ayton vs. UCLA (OT) (3/9/18).....	.813 (13-16)
3.	Gilbert Arenas at Washington State (2/12/00).....	.786 (11-14)
4.	Coniel Norman vs. Wyoming (2/1/73).....	.772 (16-22)
5.	Gilbert Arenas at Arizona State (1/26/00).....	.769 (10-13)
	Channing Frye vs. Stanford (2/2/02).....	.769 (10-13)
	Aaron Gordon at Colorado (2/22/14).....	.769 (10-13)
8.	Coniel Norman at NAU (1/20/73).....	.765 (13-17)
9.	Deandre Ayton vs. California (3/3/18).....	.750 (9-12)
	Khalid Reeves at Oregon (3/2/91).....	.750 (9-12)
11.	Deandre Ayton at Oregon (OT) (2/24/18).....	.733 (11-15)
	Chase Budinger vs. NAU (1/15/06).....	.733 (11-15)

### Made Three-Point Field Goals In A Game

1.	Mike Bibby vs. North Carolina (3/29/97).....	6
	Salim Stoudamire vs. UConn (1/26/02).....	6
	Jerryd Bayless vs. Arizona State (2/10/08).....	6
4.	Khalid Reeves vs. California (2/21/91).....	5
	Damon Stoudamire vs. USC (1/9/92).....	5
	Mike Bibby vs. Washington (3/2/97).....	5
	Salim Stoudamire vs. Pepperdine (12/28/01).....	5
	Salim Stoudamire vs. USC (3/9/02).....	5
	Chase Budinger vs. NAU (1/15/06).....	5
	Jerryd Bayless vs. Washington (1/26/08).....	5
	Jerryd Bayless vs. California (2/14/08).....	5
	Lauri Markkanen vs. Texas Southern (11/30/16).....	5
	Lauri Markkanen at USC (1/19/17).....	5

### Three-Point Field Goal Attempts In A Game

1.	Mike Bibby vs. North Carolina (3/29/97).....	11
2.	Mike Bibby at Oregon (2/20/97).....	10
	Jason Gardner vs. Michigan State (12/11/99).....	10
	Jerryd Bayless at California (1/19/08).....	10
	Jerryd Bayless vs. Arizona State (2/10/08).....	10
	Allonzo Trier at USC (1/9/16).....	10
	Lauri Markkanen vs. UCLA (3/10/17).....	10
8.	Jason Gardner at USC (1/22/00).....	9
	Jason Gardner vs. Oregon State (2/5/00).....	9
	Jason Gardner at Oregon (3/4/00).....	9
	Salim Stoudamire vs. UConn (1/26/02).....	9
	Salim Stoudamire vs. Kansas (12/1/01).....	9
	Salim Stoudamire vs. Pepperdine (12/28/01).....	9
	Will Bynum vs. UCLA (1/19/02).....	9
	Will Bynum vs. California (3/2/02).....	9
	Jerryd Bayless vs. California (2/14/08).....	9

### Three-Point Field Goal Percentage In A Game (Min. 6 attempts)

1.	Mike Bibby vs. Washington (3/2/97).....	.833 (5-6)
	Salim Stoudamire vs. USC (3/9/02).....	.833 (5-6)
	Chase Budinger vs. NAU (1/15/06).....	.833 (5-6)
	Jerryd Bayless vs. Washington (1/26/08).....	.833 (5-6)
	Lauri Markkanen vs. Texas Southern (11/30/16).....	.833 (5-6)
	Lauri Markkanen at USC (1/19/17).....	.833 (5-6)
7.	Salim Stoudamire vs. UConn (1/26/02).....	.667 (6-9)
	Mike Bibby vs. Oregon (1/25/97).....	.667 (4-6)
	Jason Gardner at Texas (12/4/99).....	.667 (4-6)
	Salim Stoudamire vs. UCLA (1/19/02).....	.667 (4-6)
	Salim Stoudamire vs. USC (2/16/02).....	.667 (4-6)
	Kyle Fogg vs. Houston (1/24/09).....	.667 (4-6)
	Rawle Alkins vs. CSU Bakersfield (11/15/16).....	.667 (4-6)
	Lauri Markkanen vs. UC Irvine (12/6/16).....	.667 (4-6)

### Made Free Throws In A Game

1.	Jerryd Bayless at Houston (1/12/08).....	18
2.	Jerryd Bayless vs. Stanford (2/16/08).....	16
3.	Michael Wright vs. USC (3/4/99).....	14
	Allonzo Trier vs. Bradley (11/16/15).....	14
	Bob Elliott vs. Arizona State (2/2/74).....	14
6.	Derrick Williams vs. Wisconsin (11/23/09).....	13
7.	Deandre Ayton vs. Colorado (1/25/18).....	12
	Deandre Ayton at UNLV (OT) (12/2/17).....	12
	Marcus Williams vs. Villanova (3/19/06).....	12
10.	Eric Money vs. Arizona State (2/17/73).....	11
	Derrick Williams at USC (12/31/09).....	11

### Free Throw Attempts In A Game

1.	Derrick Williams vs. Wisconsin (11/23/09).....	21
2.	Bob Elliott vs. Arizona State (2/2/74).....	20
	Jerryd Bayless at Houston (1/12/08).....	20
4.	Michael Wright vs. USC (3/4/99).....	18
5.	Deandre Ayton at UNLV (OT) (12/2/17).....	17
6.	Jerryd Bayless vs. Stanford (2/16/08).....	16
7.	Marcus Williams vs. Villanova (3/19/06).....	15
8.	Eric Money vs. Arizona State (2/17/73).....	14
	Bob Elliott at Utah (2/23/74).....	14
	Sean Elliott vs. Arizona State (1/4/86).....	14
	Derrick Williams vs. Lipscomb (12/21/09).....	14
	Allonzo Trier vs. Bradley (11/16/15).....	14

### Free Throw Percentage In A Game (Min. 10 attempts)

1.	Jerryd Bayless vs. Stanford (2/16/08).....	100.00 (16-16)
	Allonzo Trier vs. Bradley (11/16/15).....	100.00 (14-14)
	Deandre Ayton vs. Colorado (1/25/18).....	100.00 (12-12)
	Michael Wright at Oregon (1/21/99).....	100.00 (10-10)
	Channing Frye vs. Oregon State (12/20/01).....	100.00 (10-10)
	Jerryd Bayless vs. Texas A&M (12/2/07).....	100.00 (10-10)
	Jerryd Bayless at Oregon State (3/6/08).....	100.00 (10-10)
8.	Derrick Williams at USC (12/31/09).....	.917 (11-12)
9.	Deandre Ayton vs. Oregon (1/13/18).....	.909 (10-11)
	Gilbert Arenas vs. California (3/11/00).....	.909 (10-11)
11.	Jerryd Bayless at Houston (1/12/08).....	.900 (18-20)

## Rebounds In A Game

1.	Bob Elliott vs. Arizona State (2/2/74)	25
2.	Al Fleming vs. San Diego (12/12/72)	23
3.	Deandre Ayton vs. California (3/3/18)	20
4.	Deandre Ayton vs. Arizona State (12/30/17)	19
	Bob Elliott vs. Illinois (11/30/73)	19
6.	Deandre Ayton vs. USC (3/10/18)	18
	Deandre Ayton at Oregon (OT) (2/24/18)	18
	Deandre Ayton vs. Alabama (12/9/17)	18
	Al Fleming at Wyoming (3/3/73)	18
	Aaron Gordon vs. Wisconsin (3/29/14)	18
11.	Bob Elliott vs. SMU (12/29/73)	17
	Michael Wright at New Mexico (1/16/99)	17
13.	Deandre Ayton at Arizona State (2/15/18)	16
	Al Fleming vs. Northern Illinois (12/16/72)	16
	Bob Elliott vs. San Diego State (12/11/73)	16
	Bob Elliott at Utah (1/19/74)	16
	Channing Frye vs. Oregon State (1/6/02)	16

## Assists In A Game

1.	Russell Brown at Utah (1/21/78)	15
2.	Russell Brown at Wyoming (2/24/78)	13
3.	Russell Brown vs. Houston (12/9/77)	12
	Luke Walton vs. Stanford (3/9/00)	12
5.	Mike Bibby vs. Robert Morris (12/28/96)	11
	Jason Gardner vs. UCLA (2/19/00)	11
	Mustafa Shakur vs. Arizona State (3/7/04)	11
8.	Russell Brown at Illinois (11/28/77)	10
	Russell Brown vs. Purdue (12/10/77)	10
	Russell Brown vs. Arizona State (3/4/78)	10
	Mike Bibby at New Mexico (11/30/96)	10
	Mike Bibby vs. Jackson State (12/14/96)	10

## Steals In A Game

1.	Mike Bibby vs. Texas (12/9/96)	8
2.	Jason Gardner vs. UCLA (2/19/00)	7
3.	Eddie Smith vs. Stanford (2/4/84)	5
	Khalid Reeves vs. Oregon (3/9/91)	5
	Jason Terry at Arizona State (2/7/96)	5
	Gilbert Arenas vs. Kansas State (11/16/99)	5
	Gilbert Arenas vs. Kentucky (11/26/99)	5
	Jason Gardner vs. BYU (12/1/99)	5
	Gilbert Arenas at California (1/6/00)	5
	Luke Walton vs. USC (2/17/00)	5
	Josiah Turner vs. Arizona State (12/31/11)	5

## Blocks In A Game

1.	Deandre Ayton at Stanford (1/20/18)	6
	Grant Jerrett at Oregon State (1/12/13)	6
3.	Channing Frye at Michigan State (12/15/01)	5
	Channing Frye vs. Pepperdine (12/28/01)	5
	Channing Frye vs. Wyoming (3/16/02)	5
	Jordan Hill vs. Washington (2/3/07)	5
	Aaron Gordon vs. Weber State (3/21/14)	5
8.	Deandre Ayton at Oregon (2/24/18)	4
	Anthony Cook vs. Boston College (12/28/85)	4
	Anthony Cook vs. Stanford (1/9/86)	4
	Anthony Cook vs. Oregon State (1/23/86)	4
	Ed Stokes at Washington State (2/1/90)	4
	Ed Stokes vs. USC (2/8/90)	4
	Ed Stokes vs. UCLA (2/10/90)	4
	Andre Iguodala vs. Arizona State (2/22/03)	4
	Angelo Chol at Stanford (2/14/12)	4
	Nick Johnson vs. UCLA (3/8/12)	4
	Kaleb Tarczewski vs. Long Beach State (11/19/12)	4
	Grant Jerrett at Washington State (2/2/13)	4
	Grant Jerrett vs. Colorado (3/14/13)	4
	Aaron Gordon vs. Cal Poly (11/8/13)	4
	Rondae Hollis-Jefferson vs. Gonzaga (3/23/14)	4

## Minutes Played In A Game (OT)

1.	Allonzo Trier at USC (1/9/16)	53
2.	Anthony Cook vs. California (1/12/86)	48
	Sean Elliott vs. California (1/12/86)	48
4.	Aaron Gordon at Arizona State (2/14/14)	46
5.	Jason Gardner at Oregon State (3/2/00)	45
	Rondae Hollis-Jefferson at Arizona State (2/14/14)	45
7.	Deandre Ayton at Oregon (2/24/18)	44
	Gilbert Arenas at Oregon State (3/2/00)	44
	Channing Frye vs. Stanford (2/2/02)	44
	Marcus Williams at Washington (12/31/05)	44

## Most Points In NCAA Debut

1.	Eric Money vs. Cal State Bakersfield (11/29/72)	37
2.	Frank Smith at Houston (11/30/79)	25
3.	Bob Elliott vs. Illinois (11/30/73)	22
	Mike Bibby at North Carolina (11/22/96)	22
	Hassan Adams vs. Western Kentucky (11/23/02)	22
6.	Herman Harris vs. Illinois (11/30/73)	20
	Coniel Norman at San Francisco (12/2/72)	20
	Deandre Ayton vs. NAU (11/10/17)	19
9.	Jerryd Bayless vs. NAU (11/13/07)	18
	Kobi Simmons vs. Michigan State (11/11/16)	18
11.	Gilbert Myles vs. Northern Illinois (11/29/74)	17
	Ivan Radenovic vs. Liberty (12/28/03)	17
	Chase Budinger at Virginia (11/12/06)	17
	Solomon Hill vs. NAU (11/15/09)	17

1,000 Point Club

Table with columns: Name, Years, G, FG-FGA, 3FG-A, FT-FTA, Pts., Avg. Lists players like Sean Elliott, Bob Elliott, Jason Gardner, etc.

800+ Points In One Season

Table with columns: Season, Name, Pos., G, FG-FGA, 3FG-A, FT-FTA, Pts., Avg. Lists Khalid Reeves.

700-799 Points In One Season

Table with columns: Season, Name, Pos., G, FG-FGA, 3FG-A, FT-FTA, Pts., Avg. Lists Sean Elliott, Derrick Williams, etc.

600-699 Points In One Season

Table with columns: Season, Name, Pos., G, FG-FGA, 3FG-A, FT-FTA, Pts., Avg. Lists Jason Gardner, Damon Stoudamire, etc.

500-599 Points In One Season

Table with columns: Season, Name, Pos., G, FG-FGA, 3FG-A, FT-FTA, Pts., Avg. Lists Allonzo Trier, Bob Elliott, etc.

Table with columns: Season, Name, Pos., G, FG-FGA, 3FG-A, FT-FTA, Pts., Avg. Lists Michael Wright, Nic Wise, Mark Lyons, etc.

400-499 Points In One Season

Table with columns: Season, Name, Pos., G, FG-FGA, 3FG-A, FT-FTA, Pts., Avg. Lists Sean Elliott, Marcus Williams, Eric Money, etc.





## ARIZONA IN OVERTIME

	Home	Road	Neutral	Total
Quadruple Overtime	0-0	0-1	0-0	0-1
Triple Overtime	2-1	1-0	0-0	3-1
Double Overtime	5-3	2-2	1-0	8-5
Single Overtime	17-14	19-24	10-7	46-45
<b>Totals</b>	<b>24-18</b>	<b>22-27</b>	<b>11-7</b>	<b>57-52</b>

### Coaches' Overtime Records

Russ Pennell	1-0 (.1000)
Fred Snowden	11-6 (.647)
Sean Miller	12-8 (.600)
Lute Olson	23-17 (.575)
Bruce Larson	5-7 (.417)
Kevin O'Neill	1-2 (.333)
Fred A. Enke	4-11 (.267)
Ben Lindsey	0-1 (.000)

### Four Overtimes

Date	Opponent	Result
1/9/2016	USC	L, 101-103

### Three Overtimes

Date	Opponent	Result
2/3/1965	Bradley	W, 85-83
12/20/1965	Colorado	L, 73-77
2/23/1973	Utah	W, 101-95
2/5/2011	at California	W, 107-105

### Two Overtimes

Date	Opponent	Result
2/20/1926	at USC	L, 28-30
2/4/1966	New Mexico	W, 83-77
12/4/1979	Midwestern	W, 93-85
1/12/1986	California	W, 79-72
1/22/1987	California	L, 81-82
2/24/1991	Duke	W, 103-96
3/2/1995	at Washington State	W, 114-111
3/11/1995	Arizona State	L, 98-103
3/22/2003	vs. Gonzaga	W, 96-95
12/31/2005	at Washington	W, 96-95
12/2/2009	UNLV	L, 72-74
3/6/2010	USC	W, 86-84
2/14/14	at Arizona State	L, 66-69

### Single Overtime

Date	Opponent	Result
1/15/1927	at USC	L, 21-26
2/2/1928	vs. Coggins	W, 39-38
1/16/1931	Tucson Sporting Goods	L, 30-31
1/17/1931	Tucson Sporting Goods	W, 32-28
1/28/1933	New Mexico State	L, 36-38
2/2/1937	New Mexico	L, 30-32
1/28/1946	at Northern Arizona	L, 53-54
2/28/1949	at UTEP	L, 69-70
3/6/1953	at Hardin-Simmons	L, 61-67
3/2/1955	Arizona State	L, 103-104
12/21/1955	Memphis State	L, 92-98
2/13/1956	UTEP	L, 84-85
1/28/1957	at Northern Arizona	W, 103-93
12/27/1960	at UC-Santa Barbara	W, 80-75
1/13/1962	at UTEP	L, 56-57
1/5/1963	at New Mexico State	W, 63-59
1/11/1963	Utah	L, 50-52
1/7/1965	at Wyoming	W, 62-60
12/30/1965	Seattle	L, 74-79
2/10/1966	at UTEP	L, 72-81
12/9/1967	at UTEP	L, 66-67
12/7/1968	at Texas Tech	W, 85-80
2/22/1969	Wyoming	L, 67-68
12/16/1972	Northern Illinois	W, 91-90
1/4/1975	at Texas Tech	W, 62-61
1/10/1975	at Utah	L, 74-75
2/14/1976	at Brigham Young	L, 74-79
2/20/1976	New Mexico	W, 67-65
3/18/1976	vs. Nevada-Las Vegas	W, 114-109
11/26/1976	Arizona State	W, 92-91
3/5/1977	at Arizona State	L, 89-95
2/4/1978	at Arizona State	L, 64-69
11/27/1978	at Northwestern	W, 83-80
2/10/1979	Oregon	W, 69-67
1/31/1980	Stanford	W, 95-88
1/8/1981	Washington	L, 57-60
2/7/1981	Washington	W, 68-66
2/13/1981	USC	L, 59-60
2/24/1983	at Oregon	L, 57-63

12/27/1983	vs. Texas Tech	W, 51-49
12/28/1983	at UTEP	L, 49-51
2/23/1984	Oregon	W, 75-67
1/18/1986	at Miami, Fla.	W, 81-74
1/23/1986	Oregon State	W, 63-62
1/30/1986	at Washington State	L, 63-65
1/3/1987	at Oregon	L, 54-55
3/6/1987	vs. Oregon	L, 63-72
3/13/1987	UTEP (NCAA)	L, 91-98
2/20/1988	at UCLA	W, 78-76
1/2/1990	California	W, 71-70
2/10/1991	at UCLA	W, 105-94
1/14/1995	at Stanford	W, 89-83
2/1/1996	Washington	L, 79-80
12/21/1996	at Michigan	L, 71-73
1/18/1997	at UCLA	L, 78-84
3/23/1997	vs. Providence (NCAA)	W, 96-92
3/31/1997	vs. Kentucky (NCAA)	W, 84-79
3/5/1998	at USC	L, 90-91
11/28/1999	at Brigham Young	W, 78-74
2/15/2001	at UCLA	L, 77-79
1/26/2002	Connecticut	L, 98-100
2/2/2002	at Stanford	W, 88-82
2/6/2003	at Washington	W, 88-85
3/13/2003	vs. UCLA	L, 89-96
11/24/2004	vs. Michigan	W, 61-60
2/24/2005	at Washington State	W, 57-56
3/26/2005	vs. Illinois (NCAA)	L, 89-90
11/23/2005	vs. Michigan State	L, 71-74
12/21/2005	Western Kentucky	W, 86-81
1/19/2006	Stanford	W, 90-81
1/6/2007	at Washington State	L, 73-77
3/3/2006	at Stanford	W, 85-80
11/25/2007	at Kansas	L, 72-76
12/8/2007	vs. Illinois	W, 78-72
1/9/2008	at Arizona State	L, 59-64
1/24/2009	Houston	W, 96-90
11/24/2009	vs. Colorado	W, 91-87
12/21/2009	Lipscomb	W, 83-82
3/12/2011	vs. Washington	L, 75-77
12/7/2011	at Florida	L, 72-78
1/12/2012	Oregon State	W, 81-73
1/3/2013	Colorado	W, 92-83
2/19/2014	at Utah	W, 67-63
3/29/2014	vs. Wisconsin (NCAA)	L, 63-64
12/6/14	Gonzaga	W, 66-63
11/26/15	vs. Santa Clara	W, 75-73
3/11/16	vs. Oregon	L, 89-95
12/2/17	at UNLV	W, 91-88
2/22/18	at Oregon State	W, 75-65
2/24/18	at Oregon	L, 93-98
3/9/18	vs. UCLA	W, 78-67

## ARIZONA'S 100-POINT GAMES

Score	Opponent	Date
133-78	vs. Duquesne	11/27/1987
127-99	Arizona State	1/15/1998
125-87	Kansas State	12/30/1997
122-81	Northern Arizona	12/18/1991
122-80	Austin Peay	11/14/1990
122-92	Utah	2/23/1974
119-95	Michigan	12/30/1993
119-80	Midwestern	12/1/1975
118-54	Robert Morris	12/28/1996
118-90	Brigham Young	2/21/1974
118-66	Eastern New Mexico	12/13/1960
117-85	SMU	12/30/1976
116-80	Arizona State	2/18/1993
116-61	Washington	12/20/1988
115-53	Morgan State	11/20/1997
115-55	Adams State	12/8/1976
114-111	at Washington State (2ot)	3/2/1995
114-89	UNLV	1/24/1978
114-109	UNLV (NCAA) (ot)	3/18/1976
114-94	Portland State	1/27/1976
113-85	Brigham Young	1/22/1977
112-81	Washington	2/5/1998
111-83	Jackson State	12/14/1996
111-98	at Oregon State	1/28/1995
111-84	Fordham	12/28/1993
110-91	at Washington	1/10/1998
110-71	at Washington	12/20/1987
110-78	at San Diego State	12/4/1986
110-65	Pepperdine	12/23/1977
109-75	Oregon State	1/22/2004
109-74	Arizona State	2/23/1989
108-76	Arizona State	1/10/1996
108-92	Butler	12/5/1970
107-105	at California (3ot)	2/5/2011
107-83	at UCLA	2/14/2004
107-91	Liberty	12/28/2003
107-73	Northern Arizona	11/24/2003

107-68	Western Kentucky	11/23/2002
107-88	at Alaska-Anchorage	11/25/1994
107-68	USC	1/9/1992
107-65	Oregon	3/9/1991
107-75	San Francisco State	12/15/1984
107-88	New Mexico	12/22/1978
107-113	at Illinois	11/28/1977
107-97	Colorado State	2/28/1975
106-97	Washington	1/29/2009
106-81	Arizona State	3/7/2004
106-70	UCLA	2/13/2003
106-79	Baylor	11/29/1993
106-82	Loyola-Chicago	12/28/1988
106-76	Detroit	1/10/1976
106-121	at Utah	1/19/1974
105-75	Manhattan	2/21/2004
105-61	at USC	2/17/2001
105-94	at UCLA (ot)	2/10/1991
105-85	Hawaii-Pacific	12/10/1986
105-110	Arizona State	2/17/1973
105-68	DePauw	1/4/1971
104-65	Oregon	3/3/2001
104-56	at Oregon	2/27/1992
104-53	Oregon	1/30/1992
104-71	Hawaii-Hilo	1/2/1986
104-90	Brigham Young	2/18/1978
104-84	Cal State-Los Angeles	2/6/1960
103-78	UMBC	11/12/17
103-82	Washington	3/2/1997
103-80	Rutgers	12/30/1991
103-65	at Oregon State	2/28/1991
103-96	Duke (2ot)	2/24/1991
103-68	at USC	2/18/1988
103-61	UC-Riverside	12/12/1980
103-85	Northern Illinois	11/29/1974
103-93	at Northern Arizona (ot)	1/28/1957
103-104	*Arizona State (ot)	3/2/1955
102-87	New Mexico State	11/19/2006
102-77	Iowa State	12/29/1990
102-64	UCLA	2/18/1989
102-98	Utah	1/20/1977
102-96	vs. Purdue	3/15/1975
102-88	Evansville	12/17/1968
101-67	Northern Arizona	11/10/17
101-103	at USC (4ot)	1/9/2016
101-64	Oakland	12/16/2014
101-87	Stanford	3/7/2009
101-79	Northern Arizona	11/15/2006
101-66	Northern Arizona	11/27/2002
101-76	Eastern Illinois (NCAA)	3/16/2001
101-41	Saint Mary's	12/2/2000
101-87	Gonzaga	11/29/2000
101-77	USC	2/15/1997
101-73	at Arizona State	2/27/1988
101-69	Cal. State-Hayward	11/28/1980
101-80	Idaho	12/13/1973
101-79	San Diego State	12/11/1973
101-80	Illinois	11/30/1973
101-95	Utah (3 ot)	2/23/1973
101-62	Hardin-Simmons	1/4/1962
100-72	at Washington State	1/31/18
100-82	North Dakota	3/16/2017
100-50	Fairleigh Dickinson	11/18/2013
100-60	Bryant	12/22/2011
100-87	at Oregon	2/19/2004
100-86	Washington State	2/27/1997
100-56	Oregon State	1/29/1994
100-77	California	3/5/1992
100-63	California	2/21/1991
100-64	at Northern Arizona	12/5/1990
100-94	Brigham Young	2/24/1973
100-77	San Jose State	12/18/1970
100-77	at UTEP	2/27/1960

\* Arizona's first 100-point game

### 100-Point Notes

- UA is 104-5 (.954) in games in which it tops the 100-point plateau.
- UA has accomplished the feat 72 times since 1983-84.
- Most times accomplished in a season: 8 (1990-91)
- Opponents have scored 100 points against Arizona 44 times.
- The last time UA allowed 100 points came at Washington State in a 100-72 win (1/31/18)

### Highest Combined Score

227	at Utah 121, Arizona 106	1/19/1974
	at New Mexico 129, Arizona 98	1/26/1979
226	Arizona 127, Arizona State 99	1/15/1998
225	Arizona 114, at Washington State 111 (2ot)	3/2/1995
223	Arizona 114, UNLV 109 (ot NCAA)	3/18/1976
220	at Illinois 113, Arizona 107	11/28/1977
215	Arizona State 110, Arizona 105	2/17/1973
214	Arizona 122, Utah 92	2/23/1974
	Arizona 119, Michigan 95	12/30/1993

### Largest Margin of Victory

64	Robert Morris, 118-54	12/28/1996
62	Morgan State, 115-53	11/20/1997
60	Adams State, 115-55	12/8/1976
	Saint Mary's, 101-41	12/2/2000
57	Northern Arizona, 84-28	2/2/1943
55	Idaho, 95-40	12/4/1976
	vs. Duquesne, 133-78	11/27/1987
52	Eastern New Mexico, 118-66	12/13/1960
51	Oregon, 104-53	1/30/1992

### Largest Margin of Defeat

74	at Utah, 45-119	12/9/1955
53	at Air Force, 62-115	2/28/1959
	at UCLA, 58-111	3/10/1983
45	at UCLA, 45-90	12/11/1953
44	at California, 46-90	12/27/1958
43	vs. Ohio State, 47-90	12/29/1971

### Composite Pacific-12 Conference Standings, 2011-present

		Overall			Pac-12		
	Years	W	L	Pct.	W	L	Pct.
<b>ARIZONA</b>	2011-present	201	51	.798	97	29	.770
Oregon	2011-present	189	65	.744	88	38	.698
UCLA	2011-present	161	81	.579	79	47	.627
Colorado	2011-present	142	96	.597	64	62	.508
Stanford	2011-present	140	100	.583	63	63	.500
Utah	2011-present	138	97	.587	65	61	.516
California	2011-present	136	99	.631	66	60	.524
USC	2011-present	127	109	.538	55	71	.437
Washington	2011-present	124	107	.537	58	68	.460
Arizona State	2011-present	121	109	.526	54	72	.429
Oregon State	2011-present	108	119	.476	45	81	.357
Washington State	2011-present	89	135	.397	31	95	.246

### Composite Pacific-10 Conference Standings, 1978-2011

		Overall			Pac-10		
	Years	W	L	Pct.	W	L	Pct.
<b>ARIZONA</b>	1978-2011	732	322	.694	400	194	.673
UCLA	1978-2011	731	315	.699	411	183	.692
Stanford	1978-2011	615	396	.608	321	273	.540
California	1978-2011	549	446	.552	282	312	.475
Washington	1978-2011	546	449	.549	285	309	.480
Arizona State	1978-2011	526	464	.531	265	329	.446
USC	1978-2011	521	463	.529	278	316	.468
Oregon State	1978-2011	500	470	.515	268	326	.451
Oregon	1978-2011	513	501	.506	246	348	.414
Washington State	1978-2011	483	490	.496	227	367	.382

### Composite Western Athletic Conference Standings, 1962-78

		Overall			WAC		
	Years	W	L	Pct.	W	L	Pct.
New Mexico	1962-78	288	139	.674	107	89	.546
Utah	1962-78	270	162	.625	109	87	.556
<b>ARIZONA</b>	1962-78	241	184	.567	98	98	.500
Arizona State	1962-78	237	192	.552	99	97	.505
Brigham Young	1962-78	231	192	.546	105	91	.536
Wyoming	1962-78	221	214	.508	73	123	.372
Texas-El Paso	1969-78	147	86	.631	66	60	.524
Colorado State	1969-78	124	106	.539	57	69	.452

### Composite Border Conference Standings, 1931-61\*

		Overall			Border		
	Years	W	L	Pct.	W	L	Pct.
<b>ARIZONA</b>	1931-61	398	275	.591	231	144	.616
New Mexico State	1931-61	366	291	.557	183	182	.501
Texas Tech	1931-39, '41-56	306	203	.601	176	101	.635
Arizona State	1931-61	302	216	.583	186	205	.476
West Texas State	1941-61	233	188	.553	135	98	.579
Texas-El Paso	1935-61	232	302	.434	130	196	.399
Hardin-Simmons	1941-61	197	253	.438	94	142	.398
New Mexico	1931-51	183	207	.469	134	156	.462
Northern Arizona	1931-53	177	215	.452	124	163	.432

\* Does not include 1942-43 and 1943-44 seasons. No official conference championship was awarded due to World War II travel restrictions.

NOTE: Records above reflect on-court results only. Vacated or forfeited games due to NCAA infractions by any school listed above are not included.

## National Player of the Year

- 1987-88 Steve Kerr (USBWA Most Courageous Athlete)  
 1988-89 Sean Elliott (Wooden Award, AP, Kodak/NABC, Chevrolet/CBS-TV, Basketball Times, Basketball Weekly, Lapchick Trophy/Hall of Fame, Hoop Scoop, All-Star Sports Report)  
 1998-99 Jason Terry (Sports Illustrated, CBS/Chevrolet, Rawlings/Basketball Times)  
 2002-03 Jason Gardner (Frances Pomeroy Naismith/Basketball Hall of Fame)

## National Freshman of the Year

- 1996-97 Mike Bibby (Basketball Weekly)  
 1999-2000 Jason Gardner (Basketball Times, USBWA, ESPN.com)

## Karl Malone Power Forward of the Year

- 2017-18 Deandre Ayton

## Julius Erving Small Forward of the Year

- 2014-15 Stanley Johnson

## All-America

- 1950-51 Roger Johnson (3rd, Helms Foundation)  
 1975-76 Bob Elliott (3rd, Basketball Weekly; Helms Foundation/Citizen's Savings)  
 1976-77 Bob Elliott (1st, Helms Foundation/Citizen's Savings)  
 1987-88 Sean Elliott (Consensus)  
 Steve Kerr (2nd, Associated Press; 3rd, NABC)  
 1988-89 Sean Elliott (Consensus)  
 1990-91 Chris Mills (HM, Associated Press)  
 Brian Williams (HM, Associated Press)  
 1991-92 Chris Mills (HM, Associated Press)  
 Sean Rooks (HM, Associated Press)  
 1992-93 Chris Mills (2nd, Basketball Weekly; 3rd, Basketball Times, NABC, Associated Press, UPI)  
 1993-94 Khalid Reeves (1st, John Wooden; 2nd, Associated Press, The Sporting News, USBWA, Basketball Weekly; 3rd, NABC)  
 Damon Stoudamire (HM, Associated Press, Basketball Weekly, USBWA)  
 1994-95 Damon Stoudamire (Consensus)  
 1996-97 Michael Dickerson (HM, Associated Press)  
 1997-98 Mike Bibby (Consensus)  
 Miles Simon (1st, Associated Press, John Wooden, The Sporting News, NABC; 2nd, Basketball Times)  
 Michael Dickerson (3rd, Associated Press)  
 1998-99 Jason Terry (1st, Associated Press, The Sporting News, Basketball News; 2nd, John Wooden, NABC)  
 1999-2000 Jason Gardner (3rd, Basketball Times)  
 Loren Woods (HM, Associated Press)  
 Michael Wright (HM, Associated Press)  
 2000-01 Michael Wright (3rd, Associated Press, ESPN.com)  
 Gilbert Arenas (3rd, ESPN.com; HM, Associated Press)  
 Jason Gardner (HM, Associated Press)  
 Loren Woods (HM, Associated Press)  
 2001-02 Jason Gardner (2nd, cnnsi.com, Basketball America; 3rd, Associated Press, NABC)  
 Luke Walton (1st, John Wooden, collegehoopsinsider.com; 2nd, The Sporting News, Basketball News; 3rd, Basketball Times)  
 2002-03 Jason Gardner (1st, John Wooden; 2nd, Associated Press, NABC, USBWA; 3rd, foxsports.com)  
 Luke Walton (HM, Associated Press)  
 2003-04 Andre Iguodala (HM, Associated Press)  
 2004-05 Channing Frye (2nd, Basketball Times)  
 Salim Stoudamire (1st, John Wooden; 2nd, USBWA, Associated Press)  
 2007-08 Jerryd Bayless (2nd, Sports Illustrated, ESPN.com)  
 2008-09 Jordan Hill (3rd, The Sporting News; HM, Associated Press)  
 Chase Budinger (HM, Associated Press)  
 2010-11 Derrick Williams (1st, Sports Illustrated, John R. Wooden; 2nd, USBWA, Associated Press, NBAC, The Sporting News, Basketball Times, foxsports.com)  
 2013-14 Nick Johnson (1st, NABC, Sporting News, USBWA, John R. Wooden; 2nd, Associated Press)  
 Aaron Gordon (3rd, Sporting News)  
 Stanley Johnson (3rd, NABC)  
 2016-17 Lauri Markkanen (3rd, NABC, AP, Sporting News, USA Today)  
 2017-18 Allonzo Trier (HM, Associated Press)  
 Deandre Ayton (Consensus)

## USBWA Freshman All-America

- 2014-15 Stanley Johnson

## NCAA All-Final Four Team

- 1987-88 Sean Elliott  
 1996-97 Miles Simon (MOP)  
 Mike Bibby  
 2000-01 Richard Jefferson  
 Loren Woods

## NCAA All-Regional

- 1975-76 Jim Rappis (West)  
 1987-88 Sean Elliott (West, MOP)  
 Steve Kerr (West)  
 Tom Tolbert (West)  
 1990-91 Brian Williams (West)  
 1993-94 Khalid Reeves (West, MOP)  
 Damon Stoudamire (West)  
 1996-97 Miles Simon (Southeast, MOP)  
 Mike Bibby (Southeast)  
 1997-98 Mike Bibby (West)  
 2000-01 Gilbert Arenas (Midwest, MOP)  
 Jason Gardner (Midwest)  
 Richard Jefferson (Midwest)  
 Loren Woods (Midwest)  
 2002-03 Jason Gardner (West)  
 Luke Walton (West)  
 2004-05 Hassan Adams (Chicago)  
 Channing Frye (Chicago)  
 Salim Stoudamire (Chicago)  
 2010-11 Derrick Williams (West)  
 Jesse Perry (West)  
 2012-13 Mark Lyons (West)  
 2013-14 Aaron Gordon (West)  
 Nick Johnson (West)  
 2014-15 Rondae Hollis-Jefferson (West)  
 T.J. McConnell (West)

## Pacific-12 Conference

### Player of the Year

- 2013-14 Nick Johnson  
 2017-18 Deandre Ayton

## Pacific-12 Conference

### Freshman of the Year

- 2013-14 Aaron Gordon  
 2014-15 Stanley Johnson  
 2017-18 Deandre Ayton

## Pacific-10 Conference

### Player of the Year

- 1987-88 Sean Elliott  
 1988-89 Sean Elliott  
 1992-93 Chris Mills  
 1994-95 Damon Stoudamire (co)  
 1997-98 Mike Bibby  
 1998-99 Jason Terry  
 2010-11 Derrick Williams

## Pacific-10 Conference

### Freshman of the Year

- 1985-86 Sean Elliott  
 1996-97 Mike Bibby  
 1998-99 Michael Wright  
 2001-02 Salim Stoudamire  
 2006-07 Chase Budinger  
 2009-10 Derrick Williams

## All-Pac-12 Conference

- 2011-12 Kyle Fogg, G  
 Solomon Hill, F  
 Jesse Perry, F (hm)  
 2012-13 Solomon Hill, F (1st)  
 Mark Lyons, G (1st)  
 2013-14 Aaron Gordon, F (1st)  
 Nick Johnson, G (1st)  
 T.J. McConnell, G (2nd)  
 2014-15 Rondae Hollis-Jefferson, F (1st)  
 Stanley Johnson, F (1st)  
 T.J. McConnell, G (1st)  
 Brandon Ashley, F (hm)  
 2015-16 Ryan Anderson, F (1st)  
 Kaleb Tarczewski, C (2nd)  
 Gabe York, G, (2nd)  
 2016-17 Lauri Markkanen, F (1st)  
 Kadeem Allen, G (2nd)

## 2017-18

- Allonzo Trier, G (2nd)  
 Deandre Ayton (1st)  
 Allonzo Trier (1st)  
 Dusan Ristic (2nd)  
 Rawle Alkins (hm)

## All-Pacific-10 Conference

- 1978-79 Larry Demic, C  
 Joe Nehls, G (2nd)  
 Russell Brown, G (hm)  
 1979-80 Joe Nehls, G  
 1980-81 Ron Davis, G  
 1981-82 Frank Smith, F (hm)  
 1983-84 Pete Williams, C  
 1984-85 Pete Williams, C  
 Eddie Smith, F  
 Brock Brunkhorst, G (hm)  
 1985-86 Steve Kerr, G  
 1986-87 Sean Elliott, F  
 1987-88 Sean Elliott, F  
 Steve Kerr, G  
 Anthony Cook, C  
 1988-89 Sean Elliott, F  
 Anthony Cook, C  
 1989-90 Jud Buechler, F  
 1990-91 Brian Williams, F  
 1991-92 Chris Mills, F  
 Sean Rooks, C  
 1992-93 Chris Mills, F  
 Damon Stoudamire, G  
 1993-94 Khalid Reeves, G  
 Damon Stoudamire, G  
 1994-95 Damon Stoudamire, G  
 Ray Owes, F  
 Joseph Blair, C (hm)  
 1995-96 Ben Davis, F/C  
 Reggie Geary, G  
 Miles Simon, G (hm)  
 1996-97 Michael Dickerson, F  
 Mike Bibby (hm)  
 Miles Simon (hm)  
 1997-98 Mike Bibby, G  
 Michael Dickerson, F  
 Miles Simon, G  
 1998-99 Jason Terry, G  
 A.J. Bramlett, C  
 Michael Wright, F  
 1999-2000 Michael Wright, F  
 Loren Woods, C  
 Jason Gardner, G  
 Gilbert Arenas, G (hm)  
 2000-01 Gilbert Arenas, G  
 Michael Wright, F  
 2001-02 Jason Gardner, G  
 Luke Walton, F  
 2002-03 Jason Gardner, G  
 Luke Walton, F  
 2003-04 Channing Frye, C  
 Andre Iguodala, F  
 Hassan Adams, F (hm)  
 Salim Stoudamire, G (hm)  
 2004-05 Channing Frye, C  
 Salim Stoudamire, G  
 Hassan Adams, G (hm)  
 2005-06 Hassan Adams, G  
 Ivan Radenovic, F (hm)  
 Marcus Williams, F  
 2006-07 Ivan Radenovic, F (hm)  
 Mustafa Shakur, G (hm)  
 2007-08 Jerryd Bayless, G (2nd)  
 Chase Budinger, F (3rd)  
 Jordan Hill, F (hm)  
 2008-09 Chase Budinger, F (1st)  
 Jordan Hill, F (1st)  
 Nic Wise, G (2nd)  
 2009-10 Nic Wise, G (1st)  
 Derrick Williams, F (1st)  
 2010-11 Derrick Williams, F (1st)  
 Lamont Jones, G (hm)

## Pac-12 Conference All-Freshmen

- 2011-12 Nick Johnson, G  
 Josiah Turner, G (hm)  
 2012-13 Kaleb Tarczewski, C (hm)  
 2013-14 Aaron Gordon, F  
 Rondae Hollis-Jefferson, F



2014-15 Stanley Johnson, F  
 2015-16 Allonzo Trier, G  
 2016-17 Rawle Alkins, G  
 Lauri Markkanen, F  
 2017-18 Deandre Ayton, F

### Pac-12 Conference All-Defensive

2011-12 Kyle Fogg, G  
 2012-13 Nick Johnson, G (hm)  
 2013-14 Nick Johnson, G  
 T.J. McConnell, G

2014-15 Rondae Hollis-Jefferson, F  
 T.J. McConnell, G  
 2015-16 Kaleb Tarczewski, C  
 2016-17 Kadeem Allen, G  
 2017-18 Deandre Ayton, F

### Pacific-10 Conference All-Freshman

1981-82 Brock Brunkhorst, G  
 1983-84 Michael Tait, G  
 1985-86 Sean Elliott, F  
 1988-89 Sean Rooks, C  
 Matt Othick, G  
 1990-91 Khalid Reeves, G  
 1991-92 Damon Stoudamire, G  
 1994-95 Miles Simon, G (hm)  
 1995-96 A.J. Bramlett, F (hm)  
 Jason Terry, G (hm)  
 1996-97 Mike Bibby, G  
 1998-99 Micheal Wright, F  
 Richard Jefferson, F  
 Ruben Douglas, G (hm)  
 1999-2000 Jason Gardner, G  
 Gilbert Arenas, G  
 Luke Walton, F (hm)  
 2001-02 Salim Stoudamire, G  
 Channing Frye, C  
 2002-03 Hassan Adams, G  
 Andre Iguodala, F  
 Mustafa Shakur, G  
 2003-04 Ivan Radenovic, F (hm)  
 2005-06 Marcus Williams, F  
 2006-07 Chase Budinger, F  
 2007-08 Jerryd Bayless, G  
 2008-09 Kyle Fogg, G (hm)  
 2009-10 Derrick Williams, F  
 2010-11 Jordin Mayes, G (hm)

### Pacific-12 Conference All-Academic

2013-14 Kaleb Tarczewski, C (hm)

### Pacific-10 Conference All-Academic

1978-79 Joe Nehls, G  
 1979-80 Joe Nehls, G  
 1981-82 Jack Magno, F  
 1985-86 Steve Kerr, G  
 1987-88 Steve Kerr, G  
 1988-89 Matt Muehlebach, G  
 1989-90 Matt Muehlebach, G  
 1990-91 Matt Muehlebach, G  
 1993-94 Kevin Flanagan, F  
 1999-2000 Josh Pastner, G (2nd)  
 2000-01 Eugene Edgeron, F  
 2003-04 Jason Ranne, G  
 Andre Iguodala, F (2nd)  
 2007-08 Bret Brielmaier, F

### Pacific-12 Conference

#### Coach of the Year

2014 Sean Miller  
 2017 Sean Miller

### Pacific-10 Conference

#### Coach of the Year

1986 Lute Olson  
 1987 Lute Olson  
 1989 Lute Olson  
 1993 Lute Olson  
 1994 Lute Olson  
 1998 Lute Olson  
 2003 Lute Olson (co-selection)  
 2011 Sean Miller

### Pac-12 Conference

#### All-Tournament Team

2012 Kyle Fogg  
 Solomon Hill  
 Jesse Perry  
 2014 Aaron Gordon  
 Nick Johnson  
 Brandon Ashley (MOP)  
 Rondae Hollis-Jefferson  
 Stanley Johnson  
 T.J. McConnell  
 2017 Lauri Markkanen  
 Allonzo Trier (MOP)  
 2018 Dusan Ristic  
 Deandre Ayton (MOP)

### Pacific-10 Conference

#### All-Tournament Team

1988 Sean Elliott (MVP)  
 Tom Tolbert  
 Steve Kerr  
 1989 Sean Elliott (MVP)  
 Anthony Cook  
 Jud Buechler  
 1990 Jud Buechler (co-MVP)  
 Matt Muehlebach (co-MVP)  
 2002 Luke Walton (MOP)  
 Jason Gardner  
 Salim Stoudamire  
 Hassan Adams  
 2004 Salim Stoudamire (MOP)  
 2005 Channing Frye  
 Derrick Williams

### Pac-12 Conference

#### Hall of Honor

2002 Sean Elliott  
 2003 Steve Kerr  
 2004 Khalid Reeves  
 2005 Pete Williams  
 2006 Damon Stoudamire  
 2007 Chris Mills  
 2008 Miles Simon  
 2009 Lute Olson  
 2010 Mike Bibby  
 2011 Michael Dickerson  
 2012 Richard Jefferson  
 2013 Jason Gardner  
 2014 Luke Walton  
 2015 Fred Snowden  
 2016 Salim Stoudamire  
 2017 Bob Elliott  
 2018 Michael Wright

### All-Western Athletic Conference

1962-63 Warren Rustand, G (2nd)  
 Albert Johnson, G (2nd)  
 1963-64 Warren Rustand, G  
 Albert Johnson, F (2nd)  
 1964-65 Warren Rustand, G  
 Albert Johnson, F (2nd)  
 1965-66 Ted Pickett, G (2nd)  
 1967-68 Bill Davis, F  
 1969-70 Bill Warner, F (2nd)  
 1970-71 Bill Warner, F (2nd)  
 1971-72 Jim Huckestein, G (2nd)  
 1972-73 Coniel Norman, F  
 Eric Money, G (2nd)  
 1973-74 Coniel Norman, F  
 Al Fleming, F (2nd)  
 Eric Money, G (2nd)  
 1974-75 Al Fleming, F  
 Bob Elliott, C  
 1975-76 Al Fleming, F  
 Bob Elliott, C  
 Jim Rappis, G (2nd)  
 1976-77 Bob Elliott, F  
 Herman Harris, G  
 1977-78 Phil Taylor, C (2nd)

### Western Athletic Conference

#### All-Academic

1963-64 Warren Rustand, G  
 1964-65 Warren Rustand, G  
 1965-66 Mike Aboud, G  
 1966-67 Mike Aboud, G  
 1968-69 John Harbour, F

1973-74 Jim Rappis, G  
 1974-75 Bob Elliott, F  
 1975-76 Bob Elliott, F  
 Jim Rappis, G  
 Bob Elliott, F  
 1976-77

### All-Border Conference

1933-34 Vince Byrne, F  
 Gene Filbrun, G  
 George Johnson, G  
 1934-35 Walter Scholtzhauer, F  
 Ralph Winters, C (2nd)  
 1935-36 Lorry DiGrazia, F  
 Morion Coltrin, G  
 Elmer Vickers, G (2nd)  
 1936-37 Lory DiGrazia, F (2nd)  
 Marion Coltrin, G (2nd)  
 1937-38 Lorry DiGrazia, F (2nd)  
 Marion Coltrin, G (2nd)  
 Lorry DiGrazia, F (2nd)  
 Tom Greenfield, C (2nd)  
 1938-39 Carl Berra, G (2nd)  
 1939-40 Wilmer Harper, F (2nd)  
 Carl Berra, F (2nd)  
 George Jordan, C (2nd)  
 Stewart Udall, G (2nd)  
 Wilmer Harper, F (2nd)  
 Vince Cullen, F (2nd)  
 Don Gatchel, G (2nd)  
 1941-42 Bob Ruman, F (2nd)  
 1942-43 Vince Cullem, F  
 Bob Ruman, F (2nd)  
 Merv Borodkin, G (2nd)  
 1945-46 Link Richmond, F  
 Fred Enke, F  
 Tim Ballantyne, C  
 Marv Borodkin, G (2nd)  
 George Genung, G (2nd)  
 1946-47 Link Richmond, F  
 Fred Enke, G  
 Junior Crum, C (2nd)  
 Marv Borodkin, G (2nd)  
 1947-48 Morris Udall, F  
 Fred Enke, G  
 Bill Mann, G (2nd)  
 1948-49 Leon Blevins, F  
 Hillard Crum, C (2nd)  
 1949-50 Leon Blevins, F  
 Roger Johnson, G  
 Bob Honea, F (2nd)  
 Leo Johnson, G (2nd)  
 1950-51 Bob Honea, F  
 Roger Johnson, G  
 Leo Johnson, G  
 Dave Schuff, F (2nd)  
 1951-52 Roger Johnson, G (1st)  
 Bill Kemmeries, F (2nd)  
 1953-54 Hadie Redd, F (2nd)  
 John Bruner, C (2nd)  
 Hadie Redd, F (2nd)  
 1954-55 Ed Nymeyer, F (2nd)  
 1955-56 Ed Nymeyer, F (2nd)  
 1956-57 Bob Mueller, F  
 Ed Nymeyer, F (2nd)  
 Ed Nymeyer, F (2nd)  
 1957-58 Ernie McCray, C (2nd)  
 1958-59 Ernie McCray, C  
 1959-60 Jon Conner, G (2nd)  
 1960-61 Joe Skaisgir, F (2nd)

### Pac-12 Conference Players of the Week

12/5/11 Solomon Hill  
 12/26/11 Solomon Hill  
 2/27/12 Kyle Fogg  
 1/21/13 Mark Lyons  
 12/2/13 Nick Johnson  
 12/11/14 Stanley Johnson  
 1/19/15 Stanley Johnson  
 2/16/15 Rondae Hollis-Jefferson  
 12/14/15 Allonzo Trier  
 2/8/16 Ryan Anderson  
 3/7/16 Gabe York  
 1/23/17 Lauri Markkanen  
 2/20/17 Lauri Markkanen  
 1/13/17 Allonzo Trier  
 12/4/17 Deandre Ayton  
 1/1/18 Deandre Ayton

### Pac-10 Conference Players of the Week

2/28/11 Derrick Williams  
 2/7/11 Lamont "MoMo" Jones  
 1/24/11 Derrick Williams  
 12/13/10 Derrick Williams  
 2/1/10 Nic Wise  
 2/16/09 Nic Wise  
 2/2/09 Chase Budinger  
 12/29/08 Jamelle Horne  
 12/15/08 Jordan Hill  
 2/18/08 Jerryd Bayless  
 12/10/07 Jordan Hill  
 3/5/07 Ivan Radenovic  
 1/1/07 Ivan Radenovic  
 11/20/06 Chase Budinger  
 1/2/06 Hassan Adams  
 12/26/05 Hassan Adams  
 3/7/05 Salim Stoudamire  
 2/21/05 Salim Stoudamire  
 1/17/05 Salim Stoudamire  
 2/16/04 Salim Stoudamire  
 12/15/03 Hassan Adams  
 3/3/03 Salim Stoudamire  
 2/24/03 Channing Frye  
 1/27/03 Jason Gardner  
 12/16/02 Jason Gardner  
 1/21/02 Luke Walton  
 11/26/01 Jason Gardner  
 3/12/01 Loren Woods  
 2/19/01 Gilbert Arenas  
 1/22/01 Gilbert Arenas  
 12/4/00 Luke Walton  
 11/27/00 Michael Wright  
 2/7/00 Loren Woods  
 1/17/00 Loren Woods  
 12/6/99 Michael Wright  
 3/7/99 Jason Terry  
 2/22/99 Jason Terry  
 2/1/99 Jason Terry  
 2/2/98 Mike Bibby  
 1/12/98 Michael Dickerson  
 1/6/98 Miles Simon  
 12/15/97 Jason Terry  
 3/3/97 Michael Dickerson  
 2/10/97 Miles Simon (\*co)  
 12/16/96 Michael Dickerson  
 2/12/96 Miles Simon  
 1/22/96 Ben Davis  
 12/4/95 Joseph Blair  
 1/16/95 Damon Stoudamire  
 2/28/94 Khalid Reeves  
 2/14/94 Khalid Reeves  
 1/3/94 Khalid Reeves  
 12/6/93 Damon Stoudamire  
 3/15/93 Chris Mills  
 2/22/93 Chris Mills  
 1/25/93 Ed Stokes  
 1/11/93 Chris Mills (\*co)  
 12/14/92 Chris Mills  
 12/9/91 Chris Mills  
 3/11/91 Matt Muehlebach  
 2/11/91 Brian Williams  
 1/21/91 Chris Mills  
 11/26/90 Chris Mills  
 2/12/90 Jud Buechler  
 1/27/89 Jud Buechler  
 3/6/89 Anthony Cook  
 2/20/89 Sean Elliott  
 1/16/89 Anthony Cook  
 12/12/88 Sean Elliott  
 2/2/88 Sean Elliott  
 1/4/88 Sean Elliott  
 12/21/87 Steve Kerr  
 12/14/87 Steve Kerr  
 12/7/87 Sean Elliott  
 2/23/87 Sean Elliott  
 1/19/87 Craig McMillan  
 12/30/85 Steve Kerr  
 3/11/85 Pete Williams  
 1/7/85 Eddie Smith  
 2/27/84 Pete Williams

### USBWA National Players of the Week

2/9/16 Ryan Anderson  
 1/24/17 Lauri Markkanen

## All-Coast

1949-50 Leon Blevins (UPI)  
1978-79 Joe Nehls (UPI)  
1978-79 Joe Nehls (BB News)

## All-District 6 (Colliers)

1948-49 Leon Blevins  
1949-50 Leon Blevins  
1950-51 Roger Johnson  
1951-52 Roger Johnson

## USBWA All-District 7

1961-62 Joe Skaisgir  
1971-72 Jim Huckestein  
1972-73 Coniel Norman  
1973-74 Coniel Norman  
1974-75 Al Fleming  
Bob Elliott  
1975-76 Al Fleming  
Bob Elliott  
1976-77 Bob Elliott  
Herman Harris

## USBWA All-District 8

1978-79 Larry Demic  
Joe Nehls  
1985-86 Steve Kerr  
1986-87 Sean Elliott  
1987-88 Sean Elliott (POY)  
Steve Kerr  
Lute Olson (COY)  
1988-89 Sean Elliott (POY)  
Anthony Cook  
1989-90 Jud Buechler  
1990-91 Brian Williams  
Chris Mills  
1991-92 Chris Mills  
Sean Rooks  
1992-93 Chris Mills (POY)  
Damon Stoudamire  
Lute Olson (COY)  
1993-94 Khalid Reeves  
Damon Stoudamire  
1994-95 Ray Owes  
Damon Stoudamire  
1996-97 Michael Dickerson

## USBWA All-District 9

1999-2000 Michael Wright  
Loren Woods  
2001-02 Jason Gardner  
Luke Walton  
2002-03 Jason Gardner (POY)  
2003-04 Channing Frye  
Andre Iguodala  
2004-05 Salim Stoudamire (POY)  
Channing Frye  
2005-06 Hassan Adams  
2006-07 Marcus Williams  
2007-08 Jerryd Bayless  
2008-09 Chase Budinger  
Jordan Hill  
2010-11 Derrick Williams  
2011-12 Kyle Fogg  
2012-13 Solomon Hill  
Mark Lyons  
2013-14 Aaron Gordon  
Nick Johnson (POY)  
2014-15 Stanley Johnson  
T.J. McConnell  
2015-16 Ryan Anderson  
2016-17 Lauri Markkanen  
2017-18 Deandre Ayton (POY)  
Allonzo Trier

## NABC All-District

1951-52 Roger Johnson  
1952-53 Bill Kemmeries (hm)  
1953-54 Hadie Redd  
1954-55 Hadie Redd  
1959-60 Ernie McCray (3rd)  
1961-62 Joe Skaisgir (3rd)  
1963-64 Albert Johnson (3rd)  
Warren Rustand (3rd)  
1964-65 Warren Rustand  
Albert Johnson (2nd)

1965-66 Ted Pickett (3rd)  
Bob Spahn (3rd)  
1967-68 Bill Davis (2nd)  
1968-69 Mickey Foster  
Tom Lee (3rd)  
1970-71 Bill Warner (2nd)  
1971-72 Jim Huckestein  
1972-73 Coniel Norman  
Eric Money (2nd)  
1973-74 Coniel Norman  
Eric Money (2nd)  
1974-75 Al Fleming  
Bob Elliott  
1975-76 Al Fleming  
Bob Elliott  
1976-77 Bob Elliott  
Herman Harris  
Phil Taylor (3rd)  
1977-78 Phil Taylor (3rd)  
1978-79 Joe Nehls  
Larry Demic (2nd)  
Russell Brown (2nd)  
1979-80 Joe Nehls (2nd)  
1980-81 Ron Davis (2nd)  
1981-82 Frank Smith (2nd)  
1984-85 Pete Williams  
Eddie Smith (2nd)  
1985-86 Steve Kerr (2nd)

## NABC All-District 15

1986-87 Sean Elliott  
1987-88 Sean Elliott  
Steve Kerr (2nd)  
1988-89 Sean Elliott  
Anthony Cook  
Lute Olson (COY)  
1989-90 Jud Buechler (2nd)  
1990-91 Brian Williams (2nd)  
Chris Mills (2nd)  
1991-92 Chris Mills  
Sean Rooks (2nd)  
1992-93 Chris Mills  
Damon Stoudamire (2nd)  
Lute Olson (COY)  
1993-94 Khalid Reeves  
Damon Stoudamire  
1994-95 Damon Stoudamire  
Ray Owes (2nd)  
Ben Davis (2nd)  
1995-96 Reggie Geary (2nd)  
Miles Simon (2nd)  
1996-97 Michael Dickerson  
1997-98 Michael Dickerson  
Miles Simon  
1998-99 Jason Terry  
A.J. Bramlett (2nd)  
1999-2000 Michael Wright  
Loren Woods (2nd)  
Jason Gardner (2nd)  
2000-01 Gilbert Arenas  
Loren Woods (2nd)  
Michael Wright (2nd)  
2001-02 Jason Gardner (1st)  
Luke Walton (1st)  
2002-03 Jason Gardner (1st)  
Luke Walton (1st)  
2003-04 Hassan Adams (1st)  
Channing Frye (1st)  
Andre Iguodala (2nd)  
Salim Stoudamire (2nd)  
2004-05 Salim Stoudamire (1st)  
Channing Frye (1st)  
Hassan Adams (2nd)  
2006-07 Marcus Williams  
Ivan Radenovic  
Chase Budinger  
2007-08 Jerryd Bayless (1st)  
Chase Budinger (2nd)  
2008-09 Jordan Hill (1st)  
Chase Budinger (2nd)  
2009-10 Nic Wise (1st)  
Derrick Williams (2nd)  
2010-11 Derrick Williams (1st)  
2011-12 Solomon Hill (1st)

## NABC All-District 20

2012-13 Solomon Hill (1st)  
Mark Lyons (1st)  
2013-14 Aaron Gordon (2nd)  
Nick Johnson (1st)  
2014-15 Stanley Johnson (1st)  
T.J. McConnell (1st)  
2015-16 Ryan Anderson (1st)  
2016-17 Lauri Markkanen (1st)  
2017-18 Deandre Ayton (1st)  
Allonzo Trier (2nd)

## All-Far West (Basketball Weekly)

1992-93 Ed Stokes  
Khalid Reeves (hm)  
Damon Stoudamire (hm)  
Khalid Reeves  
1993-94 Ray Owes (hm)  
Damon Stoudamire (hm)

## All-West Region (Basketball Times)

1993-94 Khalid Reeves  
Damon Stoudamire

## Basketball Times All-Rockies Region

2001-02 Jason Gardner  
2002-03 Jason Gardner  
2003-04 Hassan Adams  
2004-05 Salim Stoudamire  
Channing Frye  
2006-07 Marcus Williams

## NCAA Post-Graduate Scholarship

1991 Matt Muehlebach

## Academic All-America (CoSIDA)

1964-65 Warren Rustand, G (2nd)  
1974-75 Bob Elliott, F (2nd)  
1975-76 Bob Elliott, F  
1976-77 Bob Elliott, F  
1990-91 Matt Muehlebach, G (2nd)

## GTE/CoSIDA

### Academic All-America Hall of Fame

1995 Bob Elliott

## N4A Wilma Rudolph Award

2012 Kevin Parrom

## WAC Scholar-Athlete Award

1965 Warren Rustand  
1966 Mike Aboud  
1977 Bob Elliott

## USBWA District 9 Coach of the Year

1999-00 Lute Olson  
2013-14 Sean Miller

## NABC District 20 Coach of the Year

2010-11 Sean Miller  
2013-14 Sean Miller

## John R. Wooden

### "Legends of Coaching" Award

2000-01 Lute Olson

## Clair Bee Coach of the Year Award

2000-01 Lute Olson

## cnsi.com

### National Coach of the Year

2001-02 Lute Olson

## National Sports Festival

1985 Joe Turner  
1986 Anthony Cook, Brian David  
1987 Sean Rooks  
Mark Georgeson  
1991 Damon Stoudamire  
1993 Joseph Blair

## World University Games

1987 Sean Elliott  
1993 Damon Stoudamire

## U.S. Olympic Trials

1976 Bob Elliott  
1988 Sean Elliott  
Steve Kerr  
Tom Tolbert  
Anthony Cook

## USA Basketball Senior National Team

2003 Mike Bibby  
Richard Jefferson  
2004 Richard Jefferson (bronze)  
2010 Andre Iguodala  
2012 Andre Iguodala (gold)

## USA Basketball

### World Championship Team

1986 Lute Olson (coach)  
Sean Elliott  
Steve Kerr  
2010 Andre Iguodala

## USA Basketball Coach of the Year

2015 Sean Miller

## FIBA/AAU Extraordinary Worldwide Championship of Basketball for Males

1966 Warren Rustand

## Olympic Games/FIBA World Championship Appearances

2004 Robertas Javtokas (LTU)  
2008 Robertas Javtokas (LTU)  
2010 Robertas Javtokas (LTU)

## NABC East-West Game

1965 Warren Rustand  
1976 Al Fleming  
1977 Herman Harris  
1979 Larry Demic  
1990 Jud Buechler

## Aloha Classic

1976 Al Fleming  
1977 Herman Harris  
1979 Larry Demic  
1980 Joe Nehls

## Pizza Hut East-West

1979 Larry Demic

## A.I.A. vs. College All-Stars

1979 Larry Demic  
1980 Joe Nehls

## Harlem Globetrotters vs. College All-Stars

1951 Leo Johnson

## Orlando Classic

1988 Tom Tolbert  
1989 Anthony Cook  
1990 Jud Buechler  
1992 Sean Rooks

## Portsmouth Invitational

1991 Matt Muehlebach  
1992 Matt Othick  
2003 Rick Anderson  
2010 Nic Wise  
2012 Kyle Fogg  
2013 Mark Lyons  
2017 Kadeem Allen  
2018 Dusan Ristic

## Cactus Classic

1993 Ed Stokes  
1994 Khalid Reeves

**NBA Finals Appearances (41)**

- 1996 Steve Kerr, Jud Buechler (Chicago)
- 1997 Steve Kerr, Jud Buechler, Brian Williams (Chicago)
- 1998 Steve Kerr, Jud Buechler (Chicago)
- 1999 Steve Kerr, Sean Elliott (San Antonio)
- 2002 Richard Jefferson (New Jersey)
- 2003 Steve Kerr (San Antonio), Richard Jefferson (New Jersey)
- 2004 Luke Walton (LA Lakers)
- 2006 Jason Terry (Dallas)
- 2008 Luke Walton (LA Lakers)
- 2009 Luke Walton (LA Lakers)
- 2010 Luke Walton (LA Lakers)
- 2011 Jason Terry (Dallas), Mike Bibby (Miami)
- 2013 Brett Brielmaier\* (San Antonio)
- 2015 Andre Iguodala, Steve Kerr\*, Luke Walton\*, Bruce Fraser\* (Golden State), Brett Brielmaier\* (Cleveland)
- 2016 Andre Iguodala, Steve Kerr\*, Luke Walton\*, Bruce Fraser\* (Golden State), Channing Frye, Richard Jefferson, Brett Brielmaier\* (Cleveland)
- 2017 Andre Iguodala, Steve Kerr\*, Bruce Fraser\* (Golden State), Channing Frye, Richard Jefferson, Derrick Williams (Cleveland)
- 2018 Andre Iguodala, Steve Kerr\*, Bruce Fraser\* (Golden State)

\*Indicates member of coaching staff

**NBA Championships (26)**

- 1996 Steve Kerr, Jud Buechler (Chicago)
- 1997 Steve Kerr, Jud Buechler, Brian Williams (Chicago)
- 1998 Steve Kerr, Jud Buechler (Chicago)
- 1999 Steve Kerr, Sean Elliott (San Antonio)
- 2003 Steve Kerr (San Antonio)
- 2009 Luke Walton (LA Lakers)
- 2010 Luke Walton (LA Lakers)
- 2011 Jason Terry (Dallas)
- 2015 Andre Iguodala, Steve Kerr\*, Luke Walton\*, Bruce Fraser\* (Golden State)
- 2016 Channing Frye, Richard Jefferson, Brett Brielmaier\* (Cleveland)
- 2017 Andre Iguodala, Steve Kerr\*, Bruce Fraser\* (Golden State)
- 2018 Andre Iguodala, Steve Kerr\*, Bruce Fraser\* (Golden State)

\*Indicates member of coaching staff

**NBA Finals MVP**

- 2015 Andre Iguodala (Golden State)

Player	Round/ Selection	Year	Team
Morris Udall		1948	Denver Nuggets (NBL)
Lincoln Richmond		1948	Ft. Wayne Pistons
Leon Blevins	7/79	1950	Indianapolis Olympians
Leo Johnson	5/44	1951	Ft. Wayne Pistons
Roger Johnson		1952	Milwaukee Hawks
Ernie McCray	17/95	1960	Cincinnati Royals
Warren Rustand	4/31	1965	San Francisco Warriors
Bill Davis	12/160	1968	Phoenix Suns
Michael Foster		1970	Indiana Pacers (ABA)
Tom Lee	9/147	1971	Philadelphia 76ers
Eddie Myers	10/160	1971	Baltimore Bullets
		1971	Miami Floridians (ABA)
Bill Warner	11/170	1971	Buffalo Braves
		1971	New York Nets (ABA)
Bruce Anderson	7/101	1972	Detroit Pistons
Eric Money	2/33	1974	Detroit Pistons
		1974	Denver Nuggets (ABA)
Coniel Norman	3/37	1974	Philadelphia 76ers
		1974	Denver Nuggets (ABA)
Al Fleming	2/30	1976	Phoenix Suns
James Rappis	5/77	1976	Milwaukee Bucks
Bob Elliott	2/42	1977	Philadelphia 76ers
Herman Harris	2/43	1977	Philadelphia 76ers
Jerome Gladney	8/164	1977	San Antonio Spurs
Phil Taylor	10/198	1978	Denver Nuggets
Larry Demic	1/9	1979	New York Knicks
Joe Nehls	7/152	1980	Houston Rockets
Ron Davis	4/79	1981	Washington Bullets
Robbie Dosty	6/148	1981	Golden State Warriors
Frank Smith	8/177	1983	Portland Trailblazers
*Leon Wood	1/10	1984	Philadelphia 76ers
Pete Williams	4/89	1985	Denver Nuggets
Eddie Smith	7/158	1985	Denver Nuggets
Tom Tolbert	2/34	1988	Charlotte Hornets
Steve Kerr	2/50	1988	Phoenix Suns
Sean Elliott	1/3	1989	San Antonio Spurs
Anthony Cook	1/24	1989	Phoenix Suns
Jud Buechler	2/38	1990	Seattle SuperSonics
Brian Williams	1/10	1991	Orlando Magic
Sean Rooks	2/30	1992	Dallas Mavericks
Chris Mills	1/22	1993	Cleveland Cavaliers
Ed Stokes	2/35	1993	Miami Heat
Khalid Reeves	1/12	1994	Miami Heat
Damon Stoudamire	1/7	1995	Toronto Raptors
Joseph Blair	2/35	1996	Seattle Supersonics
Ben Davis	2/43	1996	Phoenix Suns
Reggie Geary	2/56	1996	Cleveland Cavaliers
Mike Bibby	1/2	1998	Vancouver Grizzlies
Michael Dickerson	1/14	1998	Houston Rockets
Miles Simon	2/42	1998	Orlando Magic
Jason Terry	1/10	1999	Atlanta Hawks
A.J. Bramlett	2/39	1999	Cleveland Cavaliers
Richard Jefferson	1/13	2001	Houston Rockets
Gilbert Arenas	2/31	2001	Golden State Warriors
Michael Wright	2/39	2001	New York Knicks
Loren Woods	2/46	2001	Minnesota Timberwolves
*Robertas Javtokas	2/56	2001	San Antonio Spurs
Luke Walton	2/32	2003	Los Angeles Lakers
Andre Iguodala	1/9	2004	Philadelphia 76ers
Channing Frye	1/8	2005	New York Knicks
Salim Stoudamire	2/31	2005	Atlanta Hawks
Hassan Adams	2/54	2006	New Jersey Nets
Marcus Williams	2/33	2007	San Antonio Spurs
Jerryd Bayless	1/11	2008	Indiana Pacers
Jordan Hill	1/8	2009	New York Knicks
Chase Budinger	2/44	2009	Detroit Pistons
Derrick Williams	1/2	2011	Minnesota Timberwolves
Solomon Hill	1/23	2013	Indiana Pacers
Grant Jerrett	2/40	2013	Portland Trail Blazers
Aaron Gordon	1/4	2014	Orlando Magic
Nick Johnson	2/42	2014	Houston Rockets
Stanley Johnson	1/8	2015	Detroit Pistons
Rondae Hollis-Jefferson	1/23	2015	Portland Trail Blazers
Lauri Markkanen	1/7	2017	Minnesota Timberwolves
Kadeem Allen	2/53	2017	Boston Celtics
Deandre Ayton	1/1	2018	Phoenix Suns

## ARIZONA'S FIRST ROUND DRAFT PICKS (23)

Player	Selection	Year	Team
Larry Demic	9	1979	New York Knicks
*Leon Wood	10	1984	Philadelphia 76ers
^Sean Elliott	3	1989	San Antonio Spurs
Anthony Cook	24	1989	Phoenix Suns
^Brian Williams	10	1991	Orlando Magic
Chris Mills	22	1993	Cleveland Cavaliers
Khalid Reeves	12	1994	Miami Heat
^Damon Stoudamire	7	1995	Toronto Raptors
^Mike Bibby	2	1998	Vancouver Grizzlies
Michael Dickerson	14	1998	Houston Rockets
^Jason Terry	10	1999	Atlanta Hawks
^Richard Jefferson	13	2001	Houston Rockets
^Andre Iguodala	9	2004	Philadelphia 76ers
^Channing Frye	8	2005	New York Knicks
^Jerryd Bayless	11	2008	Indiana Pacers
^Jordan Hill	8	2009	New York Knicks
^Derrick Williams	2	2011	Minnesota Timberwolves
Solomon Hill	23	2013	Indiana Pacers
^Aaron Gordon	4	2014	Orlando Magic
^Stanley Johnson	8	2015	Detroit Pistons
Rondae Hollis-Jefferson	23	2015	Portland Trail Blazers
^Lauri Markkanen	7	2017	Minnesota Timberwolves
^Deandre Ayton	1	2018	Phoenix Suns

\* Played at Arizona as a freshman before transferring.

^ Lottery pick

\* Played at Arizona as a freshman before transferring

The University of Arizona has become a fixture in the men's college basketball rankings. Over the last 30 seasons, the Wildcats have been ranked in the nation's top 25 in 445 of 520 Associated Press polls released in that span (85.6 percent). In fact, the Wildcats' string of 312 consecutive regular-season appearances in that span (Nov. 30, 1987-Dec. 12, 2005) is an AP poll record.

Until being left out of the 2001-02 preseason poll, Arizona had been ranked in the polls for six straight seasons, covering 109 consecutive ranking periods, dating back to Nov. 20, 1996.

Arizona's record in the coaches' poll is almost as impressive. Since the 1989-90 campaign, the Wildcats have been ranked in 422 of 502 polls (84.1 percent) dating back to Dec. 4, 1990. The only breaks in that streak prior to 2005-06 were the 2001-02 preseason and the 2003-04 final poll.

Arizona has been the No. 1 team in the country for 38 different polling periods, with the last coming on a program-record eight-consecutive occasions in the 2013-14 season. The team's initial climb to No. 1 came Dec. 21, 1987 and also happened during the 1988-89, 1990-91, 1996-97, 1997-98 and 2000-01 seasons.

The Wildcats' four-year streak ranked in the AP Top 25 reached 100 weeks during the 2017-18 season, which was the second longest such streak in the nation behind only Kansas.

2017-18 Week-By-Week		2016-17 Week-By-Week		2015-16 Week-By-Week		2014-15 Week-By-Week		2013-14 Week-By-Week		2012-13 Week-By-Week		2011-12 Week-By-Week		2010-11 Week-By-Week		2009-10 Week-By-Week		2008-09 Week-By-Week		2007-08 Week-By-Week		2006-07 Week-By-Week		2005-06 Week-By-Week		2004-05 Week-By-Week		2003-04 Week-By-Week			
	AP		USA Today		USA Today		USA Today		AP		ESPN/ USA Today		AP		ESPN/ USA Today		AP		ESPN/ USA Today		AP		ESPN/ USA Today		AP		ESPN/ USA Today		AP		ESPN/ USA Today
Preseason	3	5		10	11	12	10	12	5	6	12	11	12	16	16	17	17	17	17	17	17	10	10	10	10	10	10	4	4	4	
Nov. 20	2	4		10	10	12	10	12	5	6	12	11	12	16	16	17	17	17	17	17	17	10	10	10	10	10	10	4	4	4	
Nov. 27	RV	RV		11	9	12	10	12	6	6	12	11	12	16	16	17	17	17	17	17	17	10	10	10	10	10	10	4	4	4	
Dec. 4	RV	RV		11	9	12	10	12	6	6	12	11	12	16	16	17	17	17	17	17	17	10	10	10	10	10	10	4	4	4	
Dec. 11	23	23		11	9	12	10	12	6	6	12	11	12	16	16	17	17	17	17	17	17	10	10	10	10	10	10	4	4	4	
Dec. 18	18	19		11	9	12	10	12	6	6	12	11	12	16	16	17	17	17	17	17	17	10	10	10	10	10	10	4	4	4	
Dec. 25	17	18		11	9	12	10	12	6	6	12	11	12	16	16	17	17	17	17	17	17	10	10	10	10	10	10	4	4	4	
Jan. 1	14	16		11	9	12	10	12	6	6	12	11	12	16	16	17	17	17	17	17	17	10	10	10	10	10	10	4	4	4	
Jan. 8	17	21		11	9	12	10	12	6	6	12	11	12	16	16	17	17	17	17	17	17	10	10	10	10	10	10	4	4	4	
Jan. 15	14	17		11	9	12	10	12	6	6	12	11	12	16	16	17	17	17	17	17	17	10	10	10	10	10	10	4	4	4	
Jan. 22	11	12		11	9	12	10	12	6	6	12	11	12	16	16	17	17	17	17	17	17	10	10	10	10	10	10	4	4	4	
Jan. 29	9	9		11	9	12	10	12	6	6	12	11	12	16	16	17	17	17	17	17	17	10	10	10	10	10	10	4	4	4	
Feb. 5	13	13		11	9	12	10	12	6	6	12	11	12	16	16	17	17	17	17	17	17	10	10	10	10	10	10	4	4	4	
Feb. 12	17	19		11	9	12	10	12	6	6	12	11	12	16	16	17	17	17	17	17	17	10	10	10	10	10	10	4	4	4	
Feb. 19	14	14		11	9	12	10	12	6	6	12	11	12	16	16	17	17	17	17	17	17	10	10	10	10	10	10	4	4	4	
Feb. 26	19	22		11	9	12	10	12	6	6	12	11	12	16	16	17	17	17	17	17	17	10	10	10	10	10	10	4	4	4	
March 5	15	15		11	9	12	10	12	6	6	12	11	12	16	16	17	17	17	17	17	17	10	10	10	10	10	10	4	4	4	
Final	--	RV		11	9	12	10	12	6	6	12	11	12	16	16	17	17	17	17	17	17	10	10	10	10	10	10	4	4	4	

# IN THE POLLS



Dec. 29	4	4
Jan. 5	3	3
Jan. 12	7	8
Jan. 19	14	12
Jan. 26	9	9
Feb. 2	12	12
Feb. 9	16	15
Feb. 16	14	13
Feb. 23	17	14
March 1	22	17
March 8	21	16
March 15	22	18
Final	np	NR

## 2002-03 Week-By-Week

	AP	ESPN/ USA Today
Preseason	1	1
Nov. 18	1	np
Nov. 25	1	1
Dec. 2	1	1
Dec. 9	1	1
Dec. 16	1	1
Dec. 23	4	4
Dec. 30	4	4
Jan. 6	2	2
Jan. 13	2	2
Jan. 20	1	1
Jan. 27	1	1
Feb. 3	2	2
Feb. 10	1	1
Feb. 17	1	1
Feb. 24	1	1
March 3	1	1
March 10	1	1
March 17	2	2
April 8	np	5

## 2001-02 Week-By-Week

	AP	ESPN/ USA Today
Preseason	NR	NR
Nov. 12	np	12
Nov. 19	8	7
Nov. 26	4	3
Dec. 3	7	8
Dec. 10	6	7
Dec. 17	11	10
Dec. 24	14	16
Dec. 31	15	14
Jan. 7	20	21
Jan. 14	15	18
Jan. 21	10	12
Jan. 28	19	18
Feb. 4	11	13
Feb. 11	9	10
Feb. 18	14	16
Feb. 25	14	14
March 4	15	14
March 11	7	8
Final	np	10

## 2000-01 Week-By-Week

	AP	ESPN/ USA Today
Preseason	1	1
Nov. 13	1	np
Nov. 20	1	2
Nov. 27	5	5
Dec. 4	5	5
Dec. 11	7	6
Dec. 18	10	8
Dec. 25	12	10
Jan. 1	16	15
Jan. 8	21	20
Jan. 15	17	17
Jan. 22	12	13
Jan. 29	7	9
Feb. 5	11	10
Feb. 12	8	8
Feb. 19	8	8
Feb. 26	9	7
March 5	8	7
March 12	5	4
Final	np	2

## 1999-2000 Week-By-Week

	AP	ESPN/ USA Today
Preseason	9	9
Nov. 15	10	9
Nov. 22	8	9
Nov. 29	4	4
Dec. 6	2	2
Dec. 13	4	3
Dec. 20	3	2
Dec. 27	5	4
Jan. 3	5	4

Jan. 10	2	2
Jan. 17	2	2
Jan. 24	5	4
Jan. 31	9	5
Feb. 7	7	7
Feb. 14	4	4
Feb. 21	4	4
Feb. 28	3	3
March 6	9	6
March 13	4	4

## 1998-99 Week-By-Week

	AP	ESPN/ USA Today
Preseason	18	20
Nov. 16	12	20
Nov. 23	11	15
Nov. 30	13	13
Dec. 7	8	10
Dec. 14	18	9
Dec. 21	8	9
Dec. 28	6	7
Jan. 5	8	11
Jan. 11	7	8
Jan. 18	9	11
Jan. 25	13	12
Feb. 1	10	11
Feb. 8	10	11
Feb. 15	8	10
Feb. 22	7	9
March 1	13	11
March 8	10	10

## 1997-98 Week-By-Week

	AP	ESPN/ USA Today
Preseason	1	1
Nov. 17	1	1
Nov. 24	1	1
Dec. 1	4	4
Dec. 8	6	4
Dec. 15	5	5
Dec. 22	5	5
Dec. 29	8	6
Jan. 5	5	5
Jan. 12	5	5
Jan. 19	6	5
Jan. 26	6	6
Feb. 2	4	4
Feb. 9	3	4
Feb. 16	3	3
Feb. 23	2	2
March 2	2	2
March 9	4	4
Final	np	6

## 1996-97 Week-By-Week

	AP	ESPN/ USA Today
Preseason	19	16
Nov. 18	19	16
Nov. 25	11	10
Dec. 2	15	13
Dec. 9	8	8
Dec. 16	6	6
Dec. 23	9	13
Dec. 30	9	13
Jan. 6	7	8
Jan. 13	6	7
Jan. 20	11	11
Jan. 27	10	10
Feb. 3	14	11
Feb. 10	11	11
Feb. 17	13	12
Feb. 24	15	12
March 3	12	11
March 10	15	13
April 1	np	1

## 1995-96 Week-By-Week

	AP	ESPN/ USA Today
Preseason	—	25
Nov. 20	19	9
Nov. 27	4	4
Dec. 4	4	4
Dec. 11	4	4
Dec. 18	3	3
Dec. 25	9	8
Jan. 1	9	9
Jan. 8	18	16
Jan. 15	18	17
Jan. 22	13	12
Jan. 29	14	12
Feb. 5	16	15
Feb. 12	13	15
Feb. 19	13	14
Feb. 26	11	11
March 4	11	11

## 1994-95 Week-By-Week

	AP	ESPN/ USA Today
Preseason	5	6
Nov. 21	5	6
Nov. 28	9	8
Dec. 5	8	8
Dec. 12	8	7
Dec. 19	7	6
Dec. 26	10	9
Jan. 2	9	8
Jan. 9	13	9
Jan. 16	11	11
Jan. 23	12	10
Jan. 30	12	12
Feb. 6	9	8
Feb. 13	12	10
Feb. 20	13	9
Feb. 27	12	10
March 6	12	11
March 13	15	13
April 5	np	25

## 1993-94 Week-By-Week

	AP	ESPN/ USA Today
Preseason	18	20
Nov. 22	19	20
Nov. 29	19	12
Dec. 6	14	14
Dec. 13	13	12
Dec. 20	13	12
Dec. 27	12	13
Jan. 3	9	9
Jan. 10	6	6
Jan. 17	9	9
Jan. 24	13	11
Jan. 31	12	9
Feb. 7	16	15
Feb. 14	15	15
Feb. 21	9	11
Feb. 28	8	7
March 7	7	6
March 14	9	10
April 5	np	3

## 1992-93 Week-By-Week

	AP	USA Today/ CNN
Preseason	10	np
Nov. 23	10	10
Nov. 30	9	9
Dec. 7	14	12
Dec. 14	14	10
Dec. 21	14	12
Dec. 28	22	17
Jan. 4	20	17
Jan. 11	12	12
Jan. 18	11	12
Jan. 25	8	8
Feb. 1	8	7
Feb. 8	5	7
Feb. 15	4	6
Feb. 22	4	4
March 1	3	3
March 8	5	7
March 15	6	5
April 6	—	12

## 1991-92 Week-By-Week

	AP	USA Today/ CNN
Preseason	5	np
Nov. 25	3	np
Dec. 2	3	5
Dec. 9	3	3
Dec. 16	2	3
Dec. 23	6	6
Dec. 30	6	6
Jan. 6	6	6
Jan. 13	7	6
Jan. 20	11	10
Jan. 27	9	9
Feb. 3	7	8
Feb. 10	7	7
Feb. 17	5	5
Feb. 24	5	6
March 2	4	4
March 9	2	3
March 16	10	7

## 1990-91 Week-By-Week

	AP	UPI
Preseason	3	2
Nov. 26	2	1
Dec. 3	2	2
Dec. 10	4	4
Dec. 17	4	4
Dec. 24	4	4
Dec. 31	4	4
Jan. 7	6	6

Jan. 14	6	6
Jan. 21	5	5
Jan. 28	6	6
Feb. 4	5	5
Feb. 11	6	6
Feb. 18	9	8
Feb. 25	7	5
March 4	9	7
March 11	8	7

## 1989-90 Week-By-Week

	AP	UPI
Preseason	6	6
Nov. 27	2	3
Dec. 4	20	17
Dec. 12	20	—
Dec. 18	22	—
Dec. 26	21	16
Jan. 1	19	19
Jan. 8	18	19
Jan. 15	23	—
Jan. 22	19	—
Jan. 29	23	—
Feb. 5	22	—
Feb. 12	20	—
Feb. 19	21	—
Feb. 26	23	—
March 5	15	16
March 12	14	12

## 1988-89 Week-By-Week

	AP	UPI
Preseason	11	11
Nov. 21	10	10
Nov. 28	11	9
Dec. 5	10	10
Dec. 12	9	9
Dec. 19	9	9
Dec. 26	8	8
Jan. 2	8	7
Jan. 9	12	10
Jan. 16	9	7
Jan. 23	6	5
Jan. 30	4	3
Feb. 6	1	1
Feb. 13	2	2
Feb. 20	2	2
Feb. 27	1	1
March 6	1	1
March 13	1	1

## 1987-88 Week-By-Week

	AP	UPI
Preseason	17	10
Nov. 30	9	7
Dec. 7	4	2
Dec. 14	2	2
Dec. 21	1	2
Dec. 28	1	1
Jan. 4	3	4
Jan. 11	1	1
Jan. 18	1	1
Jan. 25	1	1
Feb. 1	1	1
Feb. 8	3	3
Feb. 15	3	2
Feb. 22	3	3
Feb. 29	3	3
March 7	3	3
March 14	2	2

## Previous Rankings

1984-85: Feb. 26; 19th AP, 17th UPI  
 1976-77: Jan. 11; 10th AP  
 1975-76: Final poll; 15th AP, 12th UPI  
 1974-75: Jan. 7; 10th AP  
 1973-74: Dec. 25; 12th AP  
 1964-65: Feb. 2; 14th AP  
 1950-51: Final poll; 12th AP, 12th UPI  
 1949-50: Final poll; 15th AP

Since the Associated Press debuted its college basketball rankings on Jan. 20, 1949, the University of Arizona has played 326 games against nationally ranked opponents. The Wildcats have played at least one game against a ranked opponent in 67 of those 70 seasons, including the last 54 consecutive. All told, Arizona has a 147-179 (.451) mark against ranked teams with a 57-42 (.576) record at McKale Center.

Date	Rank	Opponent	Result	Location
1/29/49	10	San Francisco	L 49-56	San Francisco, Calif.
3/11/50	10	LaSalle	L 66-72	New York, N.Y.
(N.I.T.)				
12/30/50	19	West Virginia	W 68-67	Morgantown, W.Va.
1/29/51	2	Long Island	W 62-61	Tucson, Ariz.
3/13/51	13	Dayton	L 68-74	New York, N.Y.
(N.I.T.)				
3/21/51	4	Kansas State	L 59-61	Kansas City, Mo.
(NCAA Tournament, West Region, First Round)				
12/27/52	6	New York University	L 76-103	New York, N.Y. (MSG)
1/5/53	9	Kansas State	L 52-78	Manhattan, Kan.
12/17/53	1	LaSalle	L 68-87	Tucson, Ariz.
12/10/54	16	Utah	L 44-77	Salt Lake City, Utah
12/11/54	16	Utah	L 68-43	Salt Lake City, Utah
12/9/55	5	Utah	L 45-119	Salt Lake City, Utah
12/10/55	5	Utah	L 63-93	Salt Lake City, Utah
12/21/55	18	Memphis State (ot)	L 92-98	Tucson, Ariz.
12/27/55	11	Louisville	L 83-103	Louisville, Ky.
12/28/56	12	Tennessee	L 66-70	Knoxville, Tenn.
12/29/56	12	Vanderbilt	L 76-107	Nashville, Tenn.
1/3/57	17	Oklahoma City	L 55-80	Oklahoma City, Okla.
2/5/58	11	Bradley	L 58-71	Tucson, Ariz.
12/27/58	14	California	L 46-90	Berkeley, Calif.
1/12/61	10	UCLA	L 68-90	Los Angeles, Calif.
12/3/62	10	Wisconsin	W 51-46	Madison, Wis.
12/22/62	6	Colorado	W 60-52	Tucson, Ariz.
2/9/63	5	Arizona State	L 54-73	Tempe, Ariz.
3/4/63	4	Arizona State	L 53-58	Tucson, Ariz.
12/11/64	15	Seattle	W 76-71	Seattle, Wash.
12/28/64	4	UCLA	L 79-99	Los Angeles, Calif.
1/28/65	8	San Francisco	W 71-56	Tucson, Ariz.
1/8/66	8	Brigham Young	L 74-87	Provo, Utah
1/31/66	10	UCLA	L 67-84	Tucson, Ariz.
2/10/66	4	Texas-El Paso (ot)	L 72-81	El Paso, Texas
2/9/67	8	Texas-El Paso	L 66-75	Tucson, Ariz.
12/22/67	2	Houston	L 76-81	Tucson, Ariz.
1/13/68	6	Utah	L 77-83	Salt Lake City, Utah
2/3/68	4	New Mexico	W 69-68	Tucson, Ariz.
2/9/68	10	New Mexico State	L 75-93	Las Cruces, N.M.
2/22/68	7	New Mexico	L 74-102	Albuquerque, N.M.
12/5/68	8	Houston	L 64-85	Houston, Texas
12/26/68	18	Purdue	L 72-98	Honolulu, Hawai'i
(Rainbow Classic)				
2/8/69	18	New Mexico	L 74-79	Albuquerque, N.M.
12/1/69	4	UCLA	L 65-90	Los Angeles, Calif.
12/26/69	13	Jacksonville	L 72-104	Evansville, Ind.
(Evansville Tournament)				
1/2/70	7	New Mexico State	L 76-95	Las Cruces, N.M.
12/9/70	9	New Mexico State	L 74-76	Las Cruces, N.M.
12/29/71	6	Ohio State	L 47-90	Los Angeles, Calif.
(Bruin Classic)				
1/8/72	18	Brigham Young	L 67-88	Provo, Utah
2/11/72	10	Brigham Young	L 78-89	Tucson, Ariz.
12/17/72	17	USC	W 71-69	Tucson, Ariz.
12/23/72	17	Kansas State	L 69-85	Manhattan, Kan.
1/6/73	16	New Mexico	W 83-73	Tucson, Ariz.
2/8/73	20	New Mexico	L 73-93	Albuquerque, N.M.
12/19/73	13	Kansas State	W 74-72	Tucson, Ariz.
12/28/73	6	Marquette	L 62-76	Milwaukee, Wis.
1/11/74	8	New Mexico	W 97-89	Tucson, Ariz.
1/25/74	18	Centenary	W 97-88	Tucson, Ariz.
2/1/75	12	Arizona State	L 81-83	Tucson, Ariz.
3/8/75	8	Arizona State	L 92-107	Tempe, Ariz.
12/8/75	18	Kansas State	L 61-71	Manhattan, Kan.
12/10/75	16	UNLV	L 94-98	Las Vegas, Nev.
12/27/75	6	Cincinnati	W 71-64	Honolulu, Hawai'i
(Rainbow Classic)				
3/18/76	3	UNLV (ot)	W 114-109	Los Angeles, Calif.
(NCAA Tournament, West Regional Semifinal)				
3/20/76	5	UCLA	L 66-82	Los Angeles, Calif.
(NCAA Tournament, West Regional Final)				
12/29/77	8	UCLA	L 63-85	Los Angeles, Calif.
2/9/78	6	New Mexico	L 85-103	Albuquerque, N.M.
12/19/78	18	UNLV	L 79-117	Las Vegas, Nev.
1/18/79	6	UCLA	W 70-69	Tucson, Ariz.
2/17/79	2	UCLA	L 86-110	Los Angeles, Calif.
1/10/80	9	Oregon State	L 72-77	Tucson, Ariz.
2/9/80	4	Oregon State	L 63-73	Corvallis, Ore.
2/23/80	18	Arizona State	L 72-78	Tempe, Ariz.
1/5/81	2	Oregon State	L 49-61	Tucson, Ariz.
1/17/81	8	UCLA	L 76-79	Tucson, Ariz.
1/24/81	7	Arizona State	L 65-83	Tempe, Ariz.

Date	Rank	Opponent	Result	Location
2/12/81	8	UCLA	L 76-79	Los Angeles, Calif.
2/21/81	7	Arizona State	L 65-83	Tucson, Ariz.
3/5/81	2	Oregon State	L 79-90	Corvallis, Ore.
12/3/81	18	UNLV	L 49-69	Tucson, Ariz.
12/29/81	9	Minnesota	L 62-91	Tucson, Ariz.
1/4/82	15	Oregon State	L 55-68	Corvallis, Ore.
3/5/82	4	Oregon State	L 64-92	Tucson, Ariz.
11/26/82	14	Houston	L 63-104	Houston, Texas
12/8/82	11	Tennessee	L 73-92	Knoxville, Tenn.
1/8/83	6	UCLA	L 87-92	Tucson, Ariz.
3/10/83	4	UCLA	L 58-111	Los Angeles, Calif.
12/28/83	16	Texas-El Paso (ot)	L 49-51	El Paso, Texas
(Sun Bowl Tournament)				
1/7/84	6	UCLA	L 58-61	Tucson, Ariz.
2/11/84	17	Washington	L 51-56	Seattle, Wash.
2/25/84	20	Oregon State	W 69-58	Tucson, Ariz.
1/24/85	10	Oregon State	L 55-59	Corvallis, Ore.
2/23/85	19	Oregon State	W 67-52	Tucson, Ariz.
11/30/85	16	UNLV	L 59-60	Anchorage, Alaska
(Great Alaska Shootout)				
11/21/86	5	UNLV	L 87-92	Las Vegas, Nev.
(Preseason N.I.T.)				
12/13/86	13	Georgetown	L 74-82	Landover, Md.
1/24/87	9	Illinois	L 63-82	Champaign, Ill.
2/7/87	4	Iowa	L 80-89	Tampa, Fla.
11/28/87	9	Michigan	W 79-64	Anchorage, Alaska
(Great Alaska Shootout)				
11/30/87	1	Syracuse	W 80-69	Anchorage, Alaska
(Great Alaska Shootout)				
12/12/87	3	Iowa	W 66-59	Iowa City, Iowa
12/30/87	9	Duke	W 91-85	Tucson, Ariz.
1/30/88	13	Illinois	W 78-70	Tucson, Ariz.
3/25/88	17	Iowa	W 99-79	Seattle, Wash.
(NCAA Tournament, West Regional Semifinal)				
3/27/88	7	North Carolina	W 70-52	Seattle, Wash.
(NCAA Tournament, West Regional Final)				
4/2/88	4	Oklahoma	L 78-86	Kansas City, Mo.
(NCAA Tournament, National Semifinal)				
12/2/88	10	North Carolina	L 72-79	Charlotte, N.C.
(Tournament of Champions)				
12/3/88	17	Temple	W 68-50	Charlotte, N.C.
(Tournament of Champions)				
12/18/88	10	UNLV	W 86-75	Tucson, Ariz.
1/29/89	19	Stanford	W 72-52	Tucson, Ariz.
2/12/89	5	Oklahoma	L 80-82	Norman, Okla.
2/26/89	9	Duke	W 77-75	East Rutherford, N.J.
3/23/89	15	UNLV	L 67-68	Denver, Colo.
(NCAA Tournament, West Regional Semifinal)				
11/25/89	4	Michigan	W 82-75	Springfield, Mass.
(Hall of Fame Tip-Off Classic)				
1/13/90	19	UCLA	L 67-73	Los Angeles, Calif.
1/20/90	3	Oklahoma	W 78-74	Tucson, Ariz.
2/18/90	7	UNLV	L 87-95	Las Vegas, Nev.
2/25/90	5	Duke	L 76-78	Durham, N.C.
3/3/90	16	Oregon State	W 87-60	Tucson, Ariz.
3/18/90	23	Alabama	L 55-77	Long Beach, Calif.
(NCAA Tournament, West Region, Second Round)				
11/23/90	2	Arkansas	W 89-77	New York, N.Y.
(Preseason N.I.T.)				
12/8/90	18	Louisiana State	L 82-92	Baton Rouge, La.
1/12/91	7	UCLA	W 82-77	Tucson, Ariz.
2/10/91	14	UCLA (ot)	W 105-94	Los Angeles, Calif.
2/24/91	7	Duke (2ot)	W 103-96	Tucson, Ariz.
3/21/91	13	Seton Hall	L 77-81	Seattle, Wash.
(NCAA Tournament, West Regional Semifinal)				
12/7/91	16	Louisiana State	W 87-67	Tucson, Ariz.
12/21/91	19	Arkansas	L 59-65	Fayetteville, Ark.
1/11/92	2	UCLA	L 87-89	Tucson, Ariz.
3/12/92	8	UCLA	L 81-89	Los Angeles, Calif.
1/7/93	15	UCLA	W 82-80	Los Angeles, Calif.
2/21/93	8	Cincinnati	W 70-60	Phoenix, Ariz.
(7-Up Shootout)				
12/5/93	8	Oklahoma State	W 97-84	Phoenix, Ariz.
(Dial Invitational)				
12/22/93	16	Boston College	W 70-65	Lahaina, Hawai'i
(Maui Invitational)				
12/23/93	5	Kentucky	L 92-93	Lahaina, Hawai'i
(Maui Invitational)				
12/30/93	7	Michigan	W 119-95	Tucson, Ariz.
1/8/94	25	Marquette	W 94-80	Tucson, Ariz.
1/13/94	19	California (ot)	L 93-98	Tucson, Ariz.
1/20/94	2	UCLA	L 66-74	Los Angeles, Calif.
2/13/94	18	California	W 96-77	Berkeley, Calif.
2/19/94	8	UCLA	W 98-74	Tucson, Ariz.
3/24/94	10	Louisville	W 82-70	Los Angeles, Calif.
(NCAA Tournament, West Regional Semifinal)				
3/26/94	5	Missouri	W 92-72	Los Angeles, Calif.

# VS. RANKED OPPONENTS



Date	Rank	Opponent	Result	Location	Date	Rank	Opponent	Result	Location
(NCAA Tournament, West Regional Final)					1/27/01	20	Texas	W 70-58	Tucson, Ariz.
4/2/94	2	Arkansas	L 82-91	Charlotte, N.C.	2/15/01	24	UCLA (ot)	L 77-79	Los Angeles, Calif.
(NCAA Tournament, National Semifinal)					3/8/01	1	Stanford	W 76-75	Palo Alto, Calif.
1/12/94	19	Oklahoma State	W 73-63	Anchorage, Alaska	3/23/01	14	Mississippi	W 66-56	San Antonio, Texas
Great Alaska Shootout)					(NCAA Tournament, Midwest Regional Semifinal)				
1/30/94	17	Michigan	W 78-57	Auburn Hills, Mich.	3/25/01	4	Illinois	W 87-81	San Antonio, Texas
(Great Eight)					(NCAA Tournament, Midwest Regional Final)				
12/22/94	14	Syracuse	L 84-94	Syracuse, N.Y.	3/3/01	3	Michigan State	W 80-61	Minneapolis, Minn.
1/5/95	15	Arizona State	L 52-53	Tempe, Ariz.	(NCAA Tournament, National Semifinal)				
1/12/95	20	California	W 99-86	Berkeley, Calif.	4/2/01	1	Duke	L 72-82	Minneapolis, Minn.
1/19/95	4	UCLA	L 61-71	Tucson, Ariz.	(NCAA Tournament, National Championship)				
1/26/95	18	Oregon	W 97-89	Eugene, Ore.	1/8/01	2	Maryland	W 71-67	New York, N.Y.
2/9/95	15	Stanford	W 84-73	Tucson, Ariz.	(Coaches vs. Cancer IKON Classic)				
2/18/95	6	UCLA	L 70-72	Los Angeles, Calif.	1/19/01	5	Florida	W 75-71	New York, N.Y.
3/11/95	18	Arizona State (2ot)	L 98-103	Tucson, Ariz.	(Coaches vs. Cancer IKON Classic)				
1/11/95	16	Arkansas	W 83-73	Fayetteville, Ark.	1/11/01	23	Texas	W 88-74	Austin, Texas
1/12/95	16	Michigan	W 86-79	New York, N.Y.	12/1/01	8	Kansas	L 97-105	Tucson, Ariz.
(Preseason N.I.T.)					12/4/01	5	Illinois	W 87-82	Phoenix, Ariz.
1/24/95	5	Georgetown	W 91-81	New York, N.Y.	(Southwest Showdown)				
(Preseason N.I.T.)					12/15/01	23	Michigan State	L 60-74	East Lansing, Mich.
12/23/95	13	Syracuse	L 70-79	Tucson, Ariz.	1/17/02	18	USC	W 97-80	Tucson, Ariz.
1/20/96	13	UCLA	W 88-79	Tucson, Ariz.	1/19/02	9	UCLA	W 96-86	Tucson, Ariz.
2/11/96	5	Cincinnati	W 79-76	Phoenix, Ariz.	1/26/02	25	Connecticut (ot)	L 98-101	Tucson, Ariz.
(7-Up Shootout)					2/2/02	18	Stanford	W 88-82	Palo Alto, Calif.
2/15/96	18	UCLA	L 75-76	Los Angeles, Calif.	2/14/02	20	UCLA	L 76-77	Los Angeles, Calif.
3/17/96	21	Iowa	W 87-73	Tempe, Ariz.	2/16/02	25	USC	L 89-94	Los Angeles, Calif.
(NCAA Tournament, West Region, Second Round)					2/28/02	17	Stanford	L 71-76	Tucson, Ariz.
3/22/96	6	Kansas	L 80-83	Denver, Colo.	3/2/02	21	California	W 99-53	Tucson, Ariz.
(NCAA Tournament, West Regional Semifinal)					3/8/02	25	California	W 90-78	Los Angeles, Calif.
1/12/96	7	North Carolina	W 83-72	Springfield, Mass.	(Pac-10 Tournament Semifinal)				
(Hall of Fame Tip-Off Classic)					3/9/02	22	USC	W 81-71	Los Angeles, Calif.
1/30/96	19	New Mexico	L 77-84	Albuquerque, N.M.	(Pac-10 Tournament Championship)				
12/7/96	3	Utah	W 69-61	Anaheim, Calif.	3/21/02	3	Oklahoma	L 67-88	San Jose, Calif.
(Wooden Classic)					(NCAA Tournament, West Regional Semifinal)				
12/9/96	18	Texas	W 83-78	Tucson, Ariz.	1/123/02	19	Western Kentucky	W 107-68	Tucson, Ariz.
12/21/96	4	Michigan (ot)	L 71-73	Ann Arbor, Mich.	12/15/02	8	Texas	W 73-70	Tucson, Ariz.
1/4/97	21	Stanford	W 76-75	Tucson, Ariz.	1/2/03	9	Oregon	W 81-72	Eugene, Ore.
2/4/97	21	Tulane	W 81-62	Phoenix, Ariz.	1/25/03	6	Kansas	W 91-74	Lawrence, Kan.
(7-Up Shootout)					2/1/03	20	California	W 95-80	Tucson, Ariz.
2/13/97	24	UCLA	L 64-66	Tucson, Ariz.	2/27/03	23	California	W 88-75	Berkeley, Calif.
3/6/97	23	Stanford	L 80-81	Palo Alto, Calif.	3/1/03	19	Stanford	W 72-69	Palo Alto, Calif.
3/15/97	16	Coll. of Charleston	W 73-69	Memphis, Tenn.	3/27/03	22	Notre Dame	W 88-71	Anaheim, Calif.
(NCAA Tournament, Southeast Region, Second Round)					(NCAA Tournament, West Regional Semifinal)				
3/21/97	1	Kansas	W 85-82	Birmingham, Ala.	3/29/03	6	Kansas	L 75-78	Anaheim, Calif.
(NCAA Tournament, Southeast Regional Semifinal)					(NCAA Tournament, West Regional Final)				
3/29/97	4	North Carolina	W 66-58	Indianapolis, Ind.	1/128/03	8	Florida	L 77-78	Springfield, Mass.
(NCAA Tournament, National Semifinal)					(MassMutual Tip-Off Classic)				
3/31/97	5	Kentucky (ot)	W 84-79	Indianapolis, Ind.	12/9/03	6	Texas	W 91-83	New York, N.Y.
(NCAA Tournament, National Championship)					(Jimmy V Classic)				
1/125/97	8	Kentucky	W 89-74	Lahaina, Hawai'i	12/13/03	22	Marquette	W 85-75	Tucson, Ariz.
(Maui Invitational)					1/10/04	4	Stanford	L 72-82	Tucson, Ariz.
1/126/97	3	Duke	L 89-95	Lahaina, Hawai'i	2/7/04	2	Stanford	L 77-80	Palo Alto, Calif.
(Maui Invitational)					1/126/04	1	Wake Forest	L 60-63	New York, N.Y.
12/2/97	2	Kansas	L 87-90	Chicago, Ill.	(Preseason N.I.T. Championship)				
(Great Eight)					12/5/04	15	Mississippi State	W 68-64	Anaheim, Calif.
12/23/97	17	Florida State	L 79-84	Tallahassee, Fla.	(John R. Wooden Classic)				
1/3/98	9	UCLA	W 87-75	Tucson, Ariz.	12/18/04	25	Marquette	W 48-43	Milwaukee, Wis.
1/18/98	15	New Mexico	W 89-70	Tucson, Ariz.	1/27/05	10	Washington	W 91-82	Tucson, Ariz.
1/29/98	4	Stanford	W 93-75	Palo Alto, Calif.	2/26/05	14	Washington	L 85-93	Seattle, Wash.
2/28/98	8	Stanford	W 90-58	Tucson, Ariz.	3/12/05	14	Washington	L 72-81	Los Angeles, Calif.
3/7/98	19	UCLA	W 91-87	Los Angeles, Calif.	(Pacific Life Pac-10 Tournament Championship)				
3/19/98	20	Maryland	W 87-79	Anaheim, Calif.	3/24/05	6	Oklahoma State	W 79-78	Rosemont, Ill.
(NCAA Tournament, West Regional Semifinal)					(NCAA Tournament, Chicago Regional Semifinal)				
3/21/98	6	Utah	L 51-76	Anaheim, Calif.	3/26/05	1	Illinois	L 89-90 (ot)	Rosemont, Ill.
(NCAA Tournament, West Regional Final)					(NCAA Tournament, Chicago Regional Final)				
1/13/98	9	Tennessee	W 73-72	Albuquerque, N.M.	1/122/05	3	Connecticut	L 70-79	Lahaina, Hawai'i
(Black Coaches Association Classic)					(EA Sports Maui Invitational Semifinal)				
1/2/99	10	UCLA	L 75-82	Los Angeles, Calif.	1/123/05	12	Michigan State	L 71-74 (ot)	Lahaina, Hawai'i
1/16/99	16	New Mexico	L 78-79	Albuquerque, N.M.	(EA Sports Maui Invitational Consolation)				
1/28/99	3	Stanford	W 79-78	Tucson, Ariz.	12/31/05	7	Washington	W 96-95 (2ot)	Seattle, Wash.
2/27/99	6	Stanford	L 83-98	Palo Alto, Calif.	1/5/06	17	UCLA	L 79-85	Tucson, Ariz.
3/6/99	12	UCLA	W 87-70	Tucson, Ariz.	1/28/06	25	North Carolina	L 69-86	Chapel Hill, N.C.
1/126/99	11	Kentucky	W 63-51	New York, N.Y.	2/4/06	14	UCLA	L 73-84	Los Angeles, Calif.
(Preseason N.I.T.)					3/4/06	14	Washington	L 67-70	Tucson, Ariz.
12/4/99	9	Texas	W 88-81	Austin, Texas	3/10/06	13	UCLA	L 59-71	Los Angeles, Calif.
12/7/99	6	Connecticut	L 69-79	Chicago, Ill.	(Pacific Life Pac-10 Tournament Semifinal)				
(Great Eight)					3/19/06	3	Villanova	L 78-82	Philadelphia, Pa.
12/11/99	4	Michigan State	W 79-68	Tucson, Ariz.	(NCAA Tournament, Minneapolis Region, Second Round)				
1/8/00	1	Stanford	W 68-65	Palo Alto, Calif.	12/20/06	18	Memphis	W 79-71	Tucson, Ariz.
1/20/00	25	UCLA	W 76-61	Los Angeles, Calif.	(Chase Fiesta Bowl Classic)				
2/3/00	23	Oregon	W 77-71	Tucson, Ariz.	1/4/07	24	Washington	W 96-87	Seattle, Wash.
3/9/00	2	Stanford	W 86-81	Tucson, Ariz.	1/14/07	15	Oregon	L 77-79	Tucson, Ariz.
1/122/00	8	Illinois	W 79-76	Lahaina, Hawaii	1/20/07	3	UCLA	L 69-73	Los Angeles, Calif.
(Maui Invitational)					1/27/07	4	North Carolina	L 64-92	Tucson, Ariz.
12/9/00	15	Connecticut	L 69-71	Storrs, Conn.	2/1/07	18	Washington State	L 66-72	Tucson, Ariz.
12/16/00	5	Illinois	L 73-81	Chicago, Ill.	2/10/07	13	Oregon	W 77-74	Eugene, Ore.
1/6/01	2	Stanford	L 76-85	Tucson, Ariz.	2/15/07	22	USC	L 75-80	Tucson, Ariz.
1/18/01	24	USC	W 71-58	Tucson, Ariz.	2/17/07	5	UCLA	L 66-81	Tucson, Ariz.



Date	Rank	Opponent	Result	Location
3/8/07	16	Oregon	L 50-69	Los Angeles, Calif.
(Pacific Life Pac-10 Tournament Quarterfinal)				
1/12/07	4	Kansas	L 72-76 (ot)	Lawrence, Kan.
12/2/07	9	Texas A&M	W 78-67	Tucson, Ariz.
12/29/07	2	Memphis	L 63-76	Memphis, Tenn.
1/24/08	6	Washington State	W 76-64	Tucson, Ariz.
2/2/08	5	UCLA	L 60-82	Los Angeles, Calif.
2/16/08	7	Stanford	L 66-67	Tucson, Ariz.
2/23/08	17	Washington State	W 65-55	Pullman, Wash.
3/2/08	4	UCLA	L 66-68	Tucson, Ariz.
3/13/08	11	Stanford	L 64-75	Los Angeles, Calif.
(Pacific Life Pac-10 Tournament Quarterfinal)				
12/14/08	4	Gonzaga	W 69-64	Phoenix, Ariz.
1/15/09	9	UCLA	L 60-83	Los Angeles, Calif.
1/21/09	17	Arizona State	L 47-53	Tucson, Ariz.
1/29/09	23	Washington	W 106-97	Tucson, Ariz.
2/14/09	11	UCLA	W 84-72	Tucson, Ariz.
2/22/09	14	Arizona State	L 68-70	Tempe, Ariz.
2/28/09	21	Washington	L 78-83	Seattle, Wash.
3/12/09	23	Arizona State	L 56-68	Los Angeles, Calif.
(Pacific Life Pac-10 Tournament Quarterfinal)				
3/20/09	25	Utah	W 84-71	Miami, Fla.
(2009 NCAA Tournament Midwest Region First Round)				
3/27/09	1	Louisville	L 64-103	Indianapolis, Ind.
(2009 NCAA Tournament Midwest Regional Semifinal)				
1/12/09	24	Vanderbilt	L 72-84	Lahaina, Hawai'i
(2009 EA Sports Maui Invitational)				
12/2/09	24	UNLV	L 72-74 (2ot)	Tucson, Ariz.
1/10/10	24	Washington	W 87-70	Tucson, Ariz.
1/12/10	6	Kansas	L 79-87	Las Vegas, Nev.
(iBN Sports Las Vegas Invitational)				
12/11/10	18	BYU	L 65-87	Salt Lake City, Utah
1/20/11	20	Washington	L 68-85	Seattle, Wash.
3/20/11	8	Texas	W 70-69	Tulsa, Okla.
(2011 NCAA Tournament West Region Third Round)				
3/24/11	3	Duke	W 93-77	Anaheim, Calif.
(2011 NCAA Tournament West Regional Semifinal)				
3/26/11	9	Connecticut	L 63-65	Anaheim, Calif.
(2011 NCAA Tournament West Regional Final)				
12/7/11	12	Florida	L 72-78 (ot)	Gainesville, Fla.
12/15/12	5	Florida	W 65-64	Tucson, Ariz.
12/25/12	17	San Diego State	W 68-67	Honolulu, Hawai'i
(Diamond Head Classic Championship)				
3/15/13	21	UCLA	L 64-66	Las Vegas, Nev.
(Pac-12 Tournament Semifinal)				
3/28/13	7	Ohio State	L 70-73	Los Angeles, Calif.
(NCAA West Regional Semifinal)				
1/12/13	6	Duke	W 72-66	New York, N.Y.
(NIT Season Tip-Off Final)				
3/27/14	13	San Diego State	W 70-64	Anaheim, Calif.
(NCAA West Regional Semifinal)				
3/29/14	12	Wisconsin	L 63-64 (ot)	Anaheim, Calif.
(NCAA West Regional Semifinal)				
1/12/14	15	San Diego State	W 61-59	Lahaina, Hawai'i
(EA Sports Maui Invitational Championship)				
12/6/14	9	Gonzaga	W, 66-63 (ot)	Tucson, Ariz.
1/17/15	8	Utah	W, 69-51	Tucson, Ariz.
2/27/15	13	Utah	W, 63-57	Salt Lake City, Utah
(NCAA West Regional Final)				
3/28/15	3	Wisconsin	L, 78-85	Los Angeles, Calif.
12/5/15	13	Gonzaga	W, 68-63	Spokane, Wash.
1/28/16	23	Oregon	L, 75-83	Tucson, Ariz.
2/14/16	23	USC	W, 86-78	Tucson, Ariz.
2/27/16	22	Utah	L, 64-70	Salt Lake City, Utah
3/3/16	25	California	W, 64-61	Tucson, Ariz.
(Pac-12 Tournament Semifinal)				
3/11/16	8	Oregon	L, 89-95 (ot)	Las Vegas, Nev.
(Armed Forces Classic)				
1/11/16	12	Michigan State	W, 65-63	Honolulu, Hawai'i
12/3/16	8	Gonzaga	L, 62-69	Los Angeles, Calif.
1/21/17	3	UCLA	W, 96-85	Los Angeles, Calif.
2/4/17	13	Oregon	L, 58-85	Eugene, Ore.
2/25/17	5	UCLA	L, 72-77	Tucson, Ariz.
(Pac-12 Tournament Semifinal)				
3/10/17	3	UCLA	W, 86-75	Las Vegas, Nev.
(Pac-12 Tournament Championship)				
3/11/17	5	Oregon	W, 83-80	Las Vegas, Nev.
(NCAA Tournament West Region 2nd Round)				
3/18/17	22	Saint Mary's	W, 69-60	Salt Lake City, Utah
(Battle 4 Atlantis)				
1/24/17	18	Purdue	L, 64-89	Nassau, Bahamas
12/5/17	7	Texas A&M	W, 67-64	Phoenix, Ariz.
12/30/17	3	Arizona State	W, 84-78	Tucson, Ariz.
2/15/18	25	Arizona State	W, 77-70	Tempe, Ariz.

## RANKED OPPONENT BREAKDOWN (1949-PRESENT)

Coach	Home	Road	Neutral	Totals
Fred A. Enke	1-3	1-13	0-3	2-19
Bruce Larson	3-4	2-14	0-3	5-21
Fred Snowden	6-8	0-17	2-0	8-25
Ben Lindsey	0-1	0-3	0-0	0-4
Lute Olson	37-19	23-34	43-26	103-79
Jim Rosborough	0-1	0-0	0-0	0-1
Kevin O'Neill	2-2	1-3	0-1	3-6
Russ Pennell	2-1	0-3	2-2	4-6
Sean Miller	7-3	4-4	12-10	22-18
<b>Totals</b>	<b>58-42</b>	<b>31-91</b>	<b>59-45</b>	<b>147-179</b>

## UA VS. EACH RANKING SLOT

Rnk	Record	Last Met	Opponent	Result	Score
No. 1:	4-4	3/26/05	Illinois	L	89-90 (ot)
No. 2:	4-11	12/29/07	Memphis	L	63-76
No. 3:	10-6	12/30/17	Arizona State	W	84-78
No. 4:	7-16	12/14/08	Gonzaga	W	69-64
No. 5:	8-12	3/11/17	Oregon	W	83-80
No. 6:	8-14	11/29/13	Duke	W	72-66
No. 7:	7-7	12/5/17	Texas A&M	W	67-64
No. 8:	11-12	12/3/16	Gonzaga	L	62-69
No. 9:	10-7	12/6/14	Gonzaga	W	66-63 (ot)
No. 10:	4-9	1/27/05	Washington	W	91-82
No. 11:	2-4	2/14/09	UCLA	W	84-72
No. 12:	2-6	11/11/16	Michigan State	W	65-63
No. 13:	7-7	2/4/17	Oregon	L	58-85
No. 14:	2-8	2/22/09	Arizona State	L	68-70
No. 15:	6-4	11/26/14	San Diego State	W	61-59
No. 16:	7-7	3/8/07	Oregon	L	50-69
No. 17:	6-7	12/25/12	San Diego State	W	68-67
No. 18:	7-14	11/24/17	Purdue	L	64-89
No. 19:	7-4	3/1/03	Stanford	W	72-69
No. 20:	5-3	1/20/11	Washington	L	68-85
No. 21:	4-2	3/15/13	UCLA	L	64-66
No. 22:	4-1	3/18/17	Saint Mary's	W	69-60
No. 23:	5-5	2/14/16	USC	W	86-78
No. 24:	2-2	1/4/07	Washington	W	96-87
No. 25:	7-5	2/15/18	Arizona State	W	77-70

# YEARLY RESULTS



Year	Coach	Captain(s)	Overall			Conference					
			W	L	T	Pts.	Opp.	W	L	Place	Postseason
1904-05	Orin A. Kates	Charles O. Brown, Jr.	1	0	1	59	51				
1905-06	Orin A. Kates	Charles O. Brown, Jr.	(Intra-Squad Games Only)								
1906-07	Unknown	Hugo E. Birkner	3	1		100	60				
1907-08	Unknown	Jose Salazar	1	2		50	67				
1908-09	Unknown	George Roberson	1	1		30	32				
1909-10	Unknown	Ernest O. Blades	2	2		103	87				
1910-11	Unknown	George Spaulding	3	0		122	88				
1911-12	Frank L. Kleeberger	James D. Sullivan	2	2		90	104				
1912-13	Raymond L. Quigley	Normal G. Hayhurst	3	2		116	115				
1913-14	Raymond L. Quigley	Ralph L. Reynolds	7	2		276	175				
1914-15	J.F. McKale	Leo F. Cloud	9	0		312	146				
1915-16	J.F. McKale	Alma P. Sessions	5	0		176	87				
1916-17	J.F. McKale	James S. Maffeo	10	2		460	246				
1917-18	J.F. McKale	Albin A. Iselin	3	2		226	143				
1918-19	J.F. McKale	J. Prugh Herndon	6	3		332	226				
1919-20	J.F. McKale	A. Louis Slonaker	9	5		436	337				
1920-21	J.F. McKale	Thomas J. Wallace	7	0		407	130				
1921-22	James H. Pierce	Bret H. Locking	10	2		399	259				
1922-23	James H. Pierce	Harold C. Tovrea	17	3		679	407				
1923-24	Basil Stanley	Harold C. Tovrea	14	3		685	350				
1924-25	Walter Davis	Marvin C. Clark	7	4		306	250				
1925-26	Fred A. Enke	Frank Brookshier	6	7		376	331				
1926-27	Fred A. Enke	Frank Brookshier	13	4		524	442				
1927-28	Fred A. Enke	George Sorenson	13	3		612	465				
1928-29	Fred A. Enke	George Sorenson	19	4		975	509				
1929-30	Fred A. Enke	Waldo Dicus/Neil Goodman	15	6		721	573				
1930-31	Fred A. Enke	Nelson/Ridgway	9	6		441	431				
1931-32	Fred A. Enke	Jack Raffety	18	2		843	375	8	2		1st
1932-33	Fred A. Enke	Edgar Crismon	19	5		960	716	7	3		1st
1933-34	Fred A. Enke	George Johnson	18	9		1039	863	9	3		2nd
1934-35	Fred A. Enke	Walter Schlotzhauer	11	8		711	712	5	7		4th
1935-36	Fred A. Enke	Elmer Vickers	16	7		852	733	11	5		1st
1936-37	Fred A. Enke	Ralph Warford	14	11		857	840	9	7		3rd
1937-38	Fred A. Enke	Walter Helm/Lorry DeGrazia	13	8		864	807	9	7		2nd
1938-39	Fred A. Enke	Dan Clarke	12	11		936	963	8	10		5th
1939-40	Fred A. Enke	Carl Berra/George Jordan	15	10		1086	1033	12	4		1st
1940-41	Fred A. Enke	Wilmer Harper	11	7		842	749	9	6		2nd
1941-42	Fred A. Enke	Bob Ruman/Vince Cullen	9	13		972	995	6	10		6th
1942-43	Fred A. Enke	George Genung	22	2		1405	931	16	2		T1st
1943-44	Fred A. Enke	George Genung	12	2		714	545	—	—		+
1944-45	Fred A. Enke	Harold Goodman	7	11		701	810	3	4		6th+
1945-46	Fred A. Enke	Marvin Borodkin	25	5		1667	1234	14	3		1st
1946-47	Fred A. Enke	Link Richmond/Morris Udall	21	3		1505	1139	14	2		1st
1947-48	Fred A. Enke	Fred W. Enke/John Padelford	19	10		1763	1566	12	4		1st
1948-49	Fred A. Enke	Hillard Crum/William Mann	17	11		1526	1441	13	3		1st
1949-50	Fred A. Enke	Leon Bleivins	26	5		2027	1677	14	2		1st
1950-51	Fred A. Enke	Leo Johnson/Bob Honea	24	6		2085	1661	15	1		1st
1951-52	Fred A. Enke	Roger Johnson	11	16		1765	1858	6	8		T3rd
1952-53	Fred A. Enke	Bill Kemmeries	13	11		1757	1764	11	3		T1st
1953-54	Fred A. Enke	John Bruner	14	10		1586	1702	8	4		3rd
1954-55	Fred A. Enke	George Rountree/Eli Lazovich/Jim Brower	8	17		1691	1849	3	9		6th
1955-56	Fred A. Enke	Bill Wagner/Bill Reeves	11	15		1905	2096	6	6		5th
1956-57	Fred A. Enke	Bill Reeves	13	13		1905	1944	5	5		3rd
1957-58	Fred A. Enke	Ed Nymeyer	10	15		1661	1797	4	6		T4th
1958-59	Fred A. Enke	Dick Mower/Louis Hopkins	4	22		1643	2052	1	9		6th
1959-60	Fred A. Enke	Jon Conner/Ernie McCray	10	14		1679	1742	4	6		4th
1960-61	Fred A. Enke	Marv Dutt/Bill Weese	11	15		1916	2030	5	5		3rd
1961-62	Bruce Larson	Joe Skaisgir	12	14		1707	1708				
1962-63	Bruce Larson	Wes Flynn	13	13		1613	1609	3	7		T5th
1963-64	Bruce Larson	Warren Rustand	15	11		1754	1637	4	6		4th
1964-65	Bruce Larson	Warren Rustand	17	9		1891	1733	5	5		T2nd
1965-66	Bruce Larson	Harvey Fox/Bob Hansen/Bob Spahn	15	11		1930	1878	5	5		3rd
1966-67	Bruce Larson	Mike Abound	8	17		1693	1828	3	7		5th
1967-68	Bruce Larson	Mike Kordick/Bill Davis	11	13		1771	1794	4	6		T4th
1968-69	Bruce Larson	Jim Hansen	17	10		2107	1968	5	5		3rd
1969-70	Bruce Larson	Mickey Foster	12	14		2039	2131	8	6		4th
1970-71	Bruce Larson	Tom Lee/Lanny Mitchell	10	16		2153	2216	3	11		8th
1971-72	Bruce Larson	Bruce Anderson/Jim Huckestein	6	20		1730	1997	4	10		7th
1972-73	Fred Snowden	Lynard Harris/Tom Lawson	16	10		2110	2120	9	5		T2nd
1973-74	Fred Snowden	Ron Allen/Eric Money/Coniel Norman	19	7		2315	2130	9	5		T2nd
1974-75	Fred Snowden	Dave Burns/Steve Kanner	22	7		2380	2164	9	5		3rd
1975-76	Fred Snowden	Al Flemming/Jim Rappis	24	9		2704	2464	11	3		1st
1976-77	Fred Snowden	Bob Elliott/Herman Harris/Len Gordy	21	6		2302	2014	10	4		2nd
1977-78	Fred Snowden	Phil Taylor	15	11		2184	2066	6	8		T4th
1978-79	Fred Snowden	Larry Demic	16	11		2062	2140	10	8		T4th
1979-80	Fred Snowden	Joe Nehls	12	15		1966	2055	6	12		6th
1980-81	Fred Snowden	Russell Brown	13	14		1996	1933	8	10		T5th

Year	Coach	Captain(s)	Overall				Conference			Postseason	
			W	L	T	Pts.	Opp.	W	L		Place
1981-82	Fred Snowden	Frank Smith	9	18		1732	1913	4	14	T8th	
1982-83	Ben Lindsey	John Belobraydic	4	24		1849	2181	1	17	10th	
1983-84	Lute Olson	Pete Williams/Eddie Smith	11	17		1767	1768	8	10	8th	
1984-85	Lute Olson	Brock Brunkhorst	21	10		2123	1868	12	6	T3rd	NCAA
1985-86	Lute Olson	Steve Kerr/John Edgar	23	9		2202	1992	14	4	1st	NCAA
1986-87	Lute Olson	Bruce Fraser	18	12		2268	2064	13	5	2nd	NCAA
1987-88	Lute Olson	Steve Kerr	35	3		3234	2439	17	1	1st	NCAA (Final Four)
1988-89	Lute Olson	Sean Elliott/Anthony Cook	29	4		2788	2207	17	1	1st	NCAA
1989-90	Lute Olson	Jud Buechler	25	7		2524	2140	15	3	T1st	NCAA
1990-91	Lute Olson	Matt Muehlebach	28	7		3021	2510	14	4	1st	NCAA
1991-92	Lute Olson	Sean Rooks/Matt Othick/Wayne Womack	24	7		2629	2134	13	5	3rd	NCAA
1992-93	Lute Olson	Chris Mills	24	4		2340	1998	17	1	1st	NCAA
1993-94	Lute Olson	Kevin Flanagan/Khalid Reeves/ Damon Stoudamire	29	6		3124	2604	14	4	1st	NCAA (Final Four)
1994-95	Lute Olson	Reggie Geary/Ray Owses/Damon Stoudamire	24	7		2631	2350	14	4	2nd	NCAA
1995-96	Lute Olson	Ben Davis/Reginald Geary/ Joseph McLean/Corey Williams	27	6		2693	2372	14	4	2nd	NCAA
1996-97	Lute Olson	Michael Dickerson/Miles Simon	25	9		2850	2491	11	7	5th	NCAA (Champion)
1997-98	Lute Olson	Michael Dickerson/Miles Simon	30	5		3177	2610	17	1	1st	NCAA
1998-99 (!)	Lute Olson	Jason Terry/A.J. Bramlett	22	6		2383	2181	13	5	2nd	NCAA
1999-2000	Lute Olson	Josh Pastner/Loren Woods	27	7		2599	2284	15	3	T1st	NCAA
2000-01	Lute Olson/ Jim Rosborough	Eugene Edgerson/ Justin Wessel/Loren Woods	28	8		2926	2386	15	3	2nd	NCAA (Runner-Up)
2001-02	Lute Olson	Rick Anderson/Jason Gardner/Luke Walton	24	10		2793	2642	12	6	T2nd	NCAA
2002-03	Lute Olson	Rick Anderson/Jason Gardner/Luke Walton	28	4		2725	2262	17	1	1st	NCAA
2003-04	Lute Olson	Jason Ranne/Channing Frye	20	10		2614	2354	11	7	3rd	NCAA
2004-05	Lute Olson	Channing Frye/Salim Stoudamire	30	7		2948	2579	15	3	1st	NCAA
2005-06	Lute Olson	Mustafa Shakur/Ivan Radenovic	20	13		2433	2267	11	7	4th	NCAA
2006-07	Lute Olson	Mustafa Shakur/Ivan Radenovic	20	11		2417	2247	11	7	T3rd	NCAA
2007-08 (!!)	Kevin O'Neill	Jawann McClellan	0	14		2443	2276	0	10	7th	NCAA
2008-09	Russ Pennell	Chase Budinger/Nic Wise	21	14		2529	2421	9	9	T5th	NCAA
2009-10	Sean Miller	Nic Wise	16	15		2229	2233	10	8	4th	
2010-11	Sean Miller	Jamelle Horne	30	8		2905	2580	14	4	1st	NCAA
2011-12	Sean Miller	Alex Jacobson	23	12		2416	2196	12	6	4th	NIT
2012-13	Sean Miller	Solomon Hill, Kevin Parrom	27	8		2570	2226	12	6	T2nd	NCAA
2013-14	Sean Miller	Brandon Ashley/Nick Johnson/T.J. McConnell/ Kaleb Tarczewski	33	5		2769	2225	15	3	1st	NCAA
2014-15	Sean Miller	Brandon Ashley/T.J. McConnell/Kaleb Tarczewski	34	4		2911	2268	16	2	1st	NCAA
2015-16	Sean Miller	Ryan Anderson/Kaleb Tarczewski/Gabe York	25	9		2735	2342	12	6	T-3rd	NCAA
2016-17	Sean Miller	Kadeem Allen/Allonzo Trier	32	5		2833	2440	16	2	T-1st	NCAA
2017-18	Sean Miller	Parker Jackson-Cartwright/Allonzo Trier	27	8		2818	2509	14	4	1st	NCAA

\* Arizona was a member of the Border Conference from 1931-61, the Western Athletic Conference from 1962-78, the Pacific-10 Conference from 1978-2011 and the Pac-12 Conference from 2011-present.

+ Due to travel restrictions during World War II, no official Border Conference championship was awarded in 1943-44 or 1944-45. Record listed in 1944-45 reflects a limited schedule vs. other conference members.

(!) NCAA Tournament appearance vacated due to NCAA infractions. Actual on-court record was 22-7.

(!!) Results vacated due to NCAA infractions under a previous head coach, including NCAA Tournament appearance. Actual on-court record was 19-15 overall, 8-10 in Pac-10 play.

## CAREER COACHING RECORDS

Years	Name	Seasons	W	L	T	Pct.	Best Season
1904-06	Orin A. Kates	*2	1	0	1	1.000	1-0 in 1904-05
1906-11	Unknown	5	10	6		.625	3-0 in 1910-11
1911-12	Frank L. Kleeberger	1	2	2		.500	2-2 in 1911-12
1912-14	Raymond L. Quigley	2	10	4		.714	7-2 in 1913-14
1914-21	J.F. McKale	7	49	12		.803	9-0 in 1914-15
1921-23	James H. Pierce	2	27	5		.844	17-3 in 1922-23
1923-24	Basil Stanley	1	14	3		.824	14-3 in 1923-24
1924-25	Walter Davis	1	7	4		.637	7-4 in 1924-25
1925-61	Fred A. Enke	36	509	324		.611	22-2 in 1942-43
1961-72	Bruce Larson	11	136	148		.479	17-9 in 1964-65
1972-82	Fred Snowden	10	167	108		.607	24-9 in 1975-76
1982-83	Ben Lindsey	1	4	24		.143	4-24 in 1982-83
1983-2007	Lute Olson	+24	589	187		.759	35-3 in 1987-88
2000-01	Jim Rosborough	^1	3	2		.600	
2007-08	Kevin O'Neill	++1	0	14		.000	0-14 in 2007-08
2008-09	Russ Pennell	+++1	21	14		.600	21-14 in 2008-09
2009-18	Sean Miller		9	247	74	.769	34-4 in 2014-15
<b>Totals</b>		<b>115</b>	<b>1796</b>	<b>931</b>	<b>1</b>	<b>.658</b>	

\* Only intrasquad games were played in 1905-06.

^ Rosborough served as head coach for five games during the 2000-01 campaign while Olson took a leave of absence. Arizona was 28-8 overall and 15-3 in Pac-10 play that season.

+ Record reflects vacated 1999 NCAA Tournament appearance due to NCAA infractions. Actual on-court record was 589-188.

++ O'Neill served as interim head coach while Olson missed the season due to a leave of absence. Results vacated due to NCAA infractions, including NCAA Tournament appearance. Actual on-court record was 19-15.

+++ Pennell served as interim head coach following Olson's retirement in October 2008.

# SEASON COMPARISONS



		G	FG-FGA	Pct.	3FG-FGA	Pct.	FT-FTA	Pct.	Reb.	Avg.	PF-D	A	TO	Blk	Stl	Pts	Avg.
2017-18	Arizona	35	1009-2003	.504	237-642	.369	563-741	.760	1277	36.5	606-12	532	427	158	173	2818	80.5
	Opponents	35	890-2047	.435	261-729	.358	468-638	.734	1018	29.1	691-22	443	406	92	214	2509	71.7
2016-17	Arizona	37	977-2048	.477	244-625	.390	635-830	.765	1357	36.7	625-7	501	413	119	201	2833	76.6
	Opponents	37	893-2121	.421	239-771	.310	415-607	.684	1106	29.9	730-11	476	432	109	175	2440	65.9
2015-16	Arizona	34	946-1970	.480	221-580	.381	622-863	.721	1367	40.2	624-11	486	442	161	164	2735	80.4
	Opponents	34	853-2066	.413	204-646	.316	432-606	.713	1054	31.0	747-35	412	389	119	187	2342	68.9
2014-15	Arizona	38	1099-2068	.488	193-536	.360	700-974	.719	1399	36.8	681-14	528	419	131	275	2911	76.6
	Opponents	38	777-1951	.398	206-615	.335	508-728	.698	1065	28.0	791-26	369	523	97	180	2268	59.7
2013-14	Arizona	38	996-2123	.469	204-561	.364	573-870	.659	1449	38.1	630-10	574	387	173	223	2769	72.9
	Opponents	38	776-2041	.380	173-541	.320	500-698	.716	1181	31.1	699-12	347	471	118	178	2225	58.6
2012-13	Arizona	35	880-1933	.455	269-725	.371	541-722	.749	1273	36.4	584-16	476	458	134	234	2570	73.4
	Opponents	35	784-1909	.411	211-589	.358	447-629	.711	1051	30.0	624-18	376	465	112	215	2226	63.6
2011-12	Arizona	35	795-1812	.439	258-683	.378	568-806	.705	1237	35.3	588-12	473	122	122	195	2416	69.0
	Opponents	35	799-1969	.406	170-596	.285	428-644	.665	1173	33.5	667-21	403	415	108	198	2196	62.7
2010-11	Arizona	38	969-2064	.469	296-745	.397	671-899	.746	1319	34.7	707-15	536	484	98	197	2905	76.4
	Opponents	38	940-2115	.444	175-598	.293	525-774	.678	1167	30.7	753-20	496	476	129	225	2580	67.9
2009-10	Arizona	31	745-1681	.443	194-542	.358	545-744	.733	1062	34.3	595-15	384	436	78	186	2229	71.9
	Opponents	31	787-1800	.437	180-574	.314	479-689	.695	1067	34.4	621-18	395	399	108	181	2233	72.0
2008-09	Arizona	35	897-1892	.474	212-548	.387	523-709	.738	1183	33.8	548-11	500	442	104	217	2529	72.3
	Opponents	35	889-2030	.438	291-833	.349	352-510	.690	1107	31.6	628-14	549	420	81	194	2421	69.2
2007-08	*Arizona	34	843-1765	.478	221-566	.390	536-716	.749	1052	30.9	556-8	526	414	120	189	2443	71.9
	Opponents	34	842-1910	.441	185-535	.346	407-580	.702	1104	32.5	629-12	445	430	90	174	2276	66.9
2006-07	Arizona	31	846-1770	.478	172-505	.341	553-737	.750	1158	37.4	425-8	502	429	103	186	2417	78.0
	Opponents	31	862-1956	.441	260-743	.350	263-382	.688	988	31.9	614-18	489	379	83	184	2247	72.5
2005-06	Arizona	33	909-2037	.446	142-445	.319	473-667	.709	1140	34.5	549-10	492	437	125	322	2433	73.7
	Opponents	33	815-1799	.453	206-589	.350	431-593	.727	1147	34.8	622-21	452	629	101	198	2267	68.7
2004-05	Arizona	37	1077-2255	.478	253-630	.402	541-697	.776	1453	36.8	596-7	610	548	144	296	2948	79.7
	Opponents	37	953-2195	.434	256-739	.346	417-618	.675	1324	32.7	664-20	559	606	89	254	2579	69.7
2003-04	Arizona	30	942-1938	.486	219-568	.386	511-650	.786	1177	39.2	483-11	560	448	135	206	2614	87.1
	Opponents	30	865-1961	.441	243-671	.362	381-539	.707	1055	35.2	585-12	518	463	62	216	2354	78.5
2002-03	Arizona	32	973-2111	.461	228-645	.353	551-777	.709	1374	42.9	559-2	569	468	136	274	2725	85.2
	Opponents	32	846-2078	.407	210-654	.321	360-560	.643	1169	36.5	696-25	496	534	84	201	2262	70.7
2001-02	Arizona	34	935-2039	.459	258-686	.375	665-910	.731	1286	37.8	610-16	527	478	103	207	2793	82.1
	Opponents	34	974-2230	.437	248-713	.348	446-636	.701	1268	37.3	774-23	534	460	115	211	2642	77.7
2000-01	Arizona	36	1015-2131	.476	193-544	.355	703-940	.748	1433	39.8	630-9	585	546	159	283	2926	81.3
	Opponents	36	862-2174	.397	210-688	.305	452-669	.676	1196	33.2	817-34	473	586	98	221	2386	66.3
1999-2000	Arizona	34	904-1976	.457	155-482	.322	636-871	.730	1306	38.4	496-9	537	510	192	255	2599	76.4
	Opponents	34	862-2151	.400	226-665	.340	336-484	.694	1215	35.7	741-26	473	574	96	224	2284	67.2
1998-99	Arizona	29	820-1754	.468	143-409	.350	600-845	.710	1208	41.7	522-13	419	487	93	213	2383	82.2
	Opponents	29	778-1841	.423	223-620	.360	402-593	.678	973	33.6	645-26	447	447	84	251	2181	75.2
1997-98	Arizona	35	1146-2350	.488	269-714	.377	512-860	.716	1372	39.2	578-8	677	502	113	352	3177	90.8
	Opponents	35	980-2229	.440	230-653	.352	477-801	.667	1278	36.5	697-22	525	695	114	230	2610	74.6
1996-97	Arizona	34	1015-2241	.453	222-600	.370	598-913	.655	1376	40.5	654-23	567	521	100	358	2850	83.8
	Opponents	34	918-2107	.436	198-604	.328	457-701	.652	1299	38.2	739-25	537	678	141	249	2491	73.3
1995-96	Arizona	33	873-1981	.491	222-590	.376	525-796	.660	1253	38.0	590-8	589	541	117	244	2693	81.6
	Opponents	33	843-2031	.415	215-603	.357	471-674	.699	1143	34.6	666-17	467	558	99	257	2373	71.9
1994-95	Arizona	31	948-1961	.483	245-593	.413	490-746	.657	1285	41.5	564-9	559	526	95	222	2631	84.9
	Opponents	31	857-2091	.410	220-666	.330	416-621	.670	1168	37.7	620-18	499	478	130	242	2350	75.8
1993-94	Arizona	35	1077-2208	.484	279-787	.355	629-884	.712	1453	41.5	637-12	581	481	102	285	3124	89.3
	Opponents	35	922-2260	.409	240-711	.338	456-732	.623	1349	38.5	711-19	508	567	91	213	2604	74.4
1992-93	Arizona	28	847-1734	.488	143-401	.357	503-735	.684	1208	43.1	520-8	486	445	124	193	2340	83.6
	Opponents	28	710-1776	.400	180-526	.342	398-597	.667	957	34.2	593-20	380	420	86	218	1998	71.4
1991-92	Arizona	31	967-1921	.503	181-459	.394	514-763	.674	1250	40.3	548-9	539	435	120	236	2629	84.8
	Opponents	31	773-1887	.410	182-533	.341	406-604	.672	1022	33.0	631-20	412	501	76	194	2134	68.8
1990-91	Arizona	35	1091-2121	.514	180-465	.387	659-967	.681	1422	40.6	650-14	651	551	183	278	3021	86.3
	Opponents	35	903-2272	.397	185-586	.316	519-774	.671	1244	35.5	748-28	527	519	79	252	2510	71.7
1989-90	Arizona	32	879-1754	.501	159-418	.380	607-840	.723	1205	37.7	539-13	585	457	185	196	2524	78.9
	Opponents	32	780-1990	.392	148-478	.310	432-603	.716	1107	34.6	706-32	446	444	50	193	2140	66.9
1988-89	Arizona	33	988-1910	.517	185-461	.401	627-846	.741	1204	36.5	514-7	581	456	145	281	2788	84.5
	Opponents	33	869-2018	.431	148-428	.346	321-482	.666	1072	32.5	694-26	470	545	56	194	2207	66.9
1987-88	Arizona	38	1147-2106	.545	254-526	.483	686-932	.736	1274	33.5	583-6	662	471	173	275	3234	85.1
	Opponents	38	925-2160	.428	164-455	.360	425-606	.701	1102	29.0	772-28	472	592	52	212	2439	64.2
1986-87	Arizona	30	821-1721	.477	158-398	.397	468-678	.690	1094	36.5	519-15	439	432	120	193	2268	75.6
	Opponents	30	780-1796	.434	132-365	.362	372-538	.691	1020	34.0	617-22	430	426	64	204	2064	68.8

		<b>G</b>	<b>FG-FGA</b>	<b>Pct.</b>	<b>3FG-FGA</b>	<b>Pct.</b>	<b>FTFTA</b>	<b>Pct.</b>	<b>Reb.</b>	<b>Avg.</b>	<b>PF-D</b>	<b>A</b>	<b>TO</b>	<b>Blk</b>	<b>Stl</b>	<b>Pts</b>	<b>Avg.</b>
1985-86	Arizona	32	860-1740	.494			482-686	.702	1018	31.8	478-10	451	337	119	192	2202	68.8
	Opponents	32	849-1844	.460			314-444	.707	1025	32.0	638-24	394	426	64	156	1992	62.3
1984-85	Arizona	31	815-1564	.521			493-730	.675	970	31.3	541-16	452	409	93	173	2123	68.5
	Opponents	31	736-1604	.459			396-570	.695	906	29.2	665-20	366	456	68	175	1868	60.3
1983-84	Arizona	28	696-1486	.468			375-571	.657	892	31.9	550-20	328	392	38	180	1767	63.1
	Opponents	28	678-1389	.448			412-592	.696	814	29.1	537-20	300	409	82	158	1768	63.1
1982-83	Arizona	28	741-1690	.438			367-608	.604	958	34.2	647-17	355	504	84	204	1849	66.0
	Opponents	28	821-1716	.478			539-778	.692	1165	41.6	598-13	427	509	61	201	2181	75.3
1981-82	Arizona	27	707-1496	.473			318-524	.607	863	32.0	544-23	340	457	84	170	1732	64.1
	Opponents	27	738-1518	.486			437-637	.686	928	34.4	493-12	373	414	49	189	1913	70.9
1980-81	Arizona	27	822-1661	.495			352-512	.688	869	32.2	535-7	414	373	62	212	1996	73.9
	Opponents	27	773-1580	.489			387-584	.663	944	35.0	478-10	383	424	59	172	1933	71.6
1979-80	Arizona	27	780-1719	.454			406-569	.714	906	33.6	592-12	405	331	49	178	1966	72.8
	Opponents	27	777-1540	.504			501-691	.725	1054	39.0	523-15	419	449	67	127	2055	76.1
1978-79	Arizona	27	818-1710	.478			425-610	.697	1007	37.3	553-18	439	428	60	171	2061	76.3
	Opponents	27	863-1803	.479			414-573	.723	1018	37.7	559-21	443	419	73	137	2140	79.3
1977-78	Arizona	26	899-1827	.492			386-568	.680	1145	44.0	489-20	417	444	81	177	2184	84.0
	Opponents	26	855-1830	.467			356-510	.698	966	37.2	515-18	345	432	73	190	2066	79.5
1976-77	Arizona	27	940-1961	.479			422-634	.666	1260	46.7	462-9	380	470	83	213	2302	85.3
	Opponents	27	842-1863	.452			330-463	.713	999	37.0	560-24	—	485	—	—	2014	82.5
1975-76	Arizona	33	1101-2238	.492			502-740	.678	1599	47.2	592-19	—	563	—	—	2704	81.9
	Opponents	33	1038-2336	.444			388-559	.694	1285	38.9	652-33	—	466	—	—	2464	74.7
1974-75	Arizona	29	957-1951	.491			466-698	.668	1353	46.7	530-15	—	563	—	—	2380	82.1
	Opponents	29	914-2034	.449			336-488	.689	1145	39.5	654-38	—	457	—	—	2164	80.0
1973-74	Arizona	26	946-1884	.502			423-602	.703	1216	46.8	503-13	—	—	—	—	2315	89.0
	Opponents	26	893-1945	.459			344-489	.705	1098	42.2	533-21	—	—	—	—	2130	81.9
1972-73	Arizona	26	861-1786	.482			388-535	.725	1152	44.3	503-14	284	—	—	—	2110	81.2
	Opponents	26	895-1959	.457			330-495	.667	1149	44.2	532-22	—	—	—	—	2120	81.5
1971-72	Arizona	26	698-1638	.422			334-532	.628	1079	41.5	489-18	—	—	—	—	1730	66.5
	Opponents	26	775-1659	.455			487-669	.728	1135	45.4	420-6	—	—	—	—	1997	76.5
1970-71	Arizona	26	836-1890	.442			481-717	.670	1105	42.5	562-20	—	—	—	—	2153	82.8
	Opponents	26	834-1834	.454			548-798	.689	1098	42.2	518-19	—	—	—	—	2216	89.1
1969-70	Arizona	26	798-1839	.433			443-630	.703	1311	50.4	582-24	—	—	—	—	2039	78.4
	Opponents	26	812-1817	.437			505-743	.680	1260	48.6	530-13	—	—	—	—	2129	81.9
1968-69	Arizona	27	807-1876	.430			493-725	.680	1130	41.8	521-15	—	—	—	—	2107	78.0
	Opponents	27	762-1822	.418			444-702	.632	1050	38.9	529-17	—	—	—	—	1968	72.9
1967-68	Arizona	24	682-1558	.438			405-596	.680	1145	47.7	461-7	—	—	—	—	1771	74.6
	Opponents	24	685-1677	.408			424-617	.687	1105	46.0	361-14	—	—	—	—	1794	74.7
1966-67	Arizona	25	664-1608	.413			365-552	.662	1176	46.8	527-11	—	—	—	—	1693	67.7
	Opponents	25	719-1721	.418			390-582	.670	1149	45.1	504-22	—	—	—	—	1828	73.1
1965-66	Arizona	26	736-1739	.423			458-621	.737	1171	45.0	475-14	—	—	—	—	1930	74.2
	Opponents	26	723-1651	.438			422-646	.633	1157	44.5	475-12	—	—	—	—	1868	71.8
1964-65	Arizona	26	694-1574	.441			459-655	.701	1164	44.8	507-20	—	—	—	—	1891	72.7
	Opponents	26	641-1547	.414			451-664	.679	1035	39.8	509-18	—	—	—	—	1733	66.7
1963-64	Arizona	26	676-1626	.416			402-605	.664	1141	43.9	500-15	—	—	—	—	1759	67.7
	Opponents	26	594-1494	.398			449-635	.707	1098	42.2	485-9	—	—	—	—	1637	63.0
1962-63	Arizona	26	605-1572	.385			403-602	.669	1120	43.1	555-24	—	—	—	—	1613	62.0
	Opponents	26	558-1424	.392			493-725	.680	1144	44.0	475-19	—	—	—	—	1609	61.9
1961-62	Arizona	26	662-1757	.365			383-636	.602	1313	50.5	534-13	—	—	—	—	1707	65.7
	Opponents	26	626-1608	.389			456-697	.654	1258	48.4	491-24	—	—	—	—	1708	65.7
1960-61	Arizona	26	754-1975	.382			408-683	.597	1321	50.8	557-14	—	—	—	—	1916	73.7
	Opponents	26	766-1846	.415			517-769	.672	1507	58.0	503-14	—	—	—	—	2029	78.0
1959-60	Arizona	24	623-1663	.375			429-663	.647	1050	43.8	497-13	—	—	—	—	1679	70.0
	Opponents	24	653-1606	.407			438-677	.647	1006	42.0	487-22	—	—	—	—	1742	72.6
1958-59	Arizona	26	653-1783	.372			337-570	.591	1035	39.8	513-19	—	—	—	—	1643	63.2
	Opponents	26	791-1864	.424			470-708	.664	1123	43.2	444-10	—	—	—	—	2052	78.9
1957-58	Arizona	26	671-1608	.417			397-594	.668	961	37.0	528-18	—	—	—	—	1735	66.8
	Opponents	26	728-—	—			428-719	.595	1030	39.6	443-17	—	—	—	—	1880	72.3
1956-57	Arizona	26	700-1829	.382			505-758	.667	1059	40.7	537-29	—	—	—	—	1905	73.2
	Opponents	26	670-1847	.362			602-899	.667	1126	43.3	457-13	—	—	—	—	1942	74.6
1955-56	Arizona	26	692-1855	.378			521-770	.677	1317	50.7	541-15	—	—	—	—	1905	73.3
	Opponents	26	711-2107	.337			675-920	.734	1363	52.5	469-20	—	—	—	—	2097	80.7
1954-55	Arizona	25	596-1886	.316			497-763	.651	1069	42.8	495-25	—	—	—	—	1689	67.6
	Opponents	25	658-1802	.365			533-823	.648	1104	44.2	439-15	—	—	—	—	1849	73.9
1953-54	Arizona	24	527-1553	.339			482-724	.666	841	35.0	491-21	—	—	—	—	1536	64.0
	Opponents	24	590-1761	.335			522-730	.729	969	40.4	477-19	—	—	—	—	1702	70.9

# SEASON COMPARISONS



		G	FG-FGA	Pct.	3FG-FGA	Pct.	FT-FTA	Pct.	Reb.	Avg.	PF-D	A	TO	Blk	Stl	Pts	Avg.
1952-53	Arizona	27	586-1829	.320			585-938	.624	1223	45.3	621-39					1757	65.1
	Opponents	27	585-1930	.303			594-958	.620	1088	40.3	606-22					1764	65.3
1951-52	Arizona	27	652-2044	.319			458-698	.656	1083	40.1	633-24	273				1762	65.3
	Opponents	27	698-2123	.329			440-697	.631	—	—	594-20	—				1858	68.8
1950-51	Arizona	30	805-2219	.363			475-725	.655	1786	59.5	720-27	613				2085	69.5
	Opponents	30	586-1944	.301			489-800	.611	1205	40.2	613-32	349				1661	55.3
1949-50	Arizona	31	797-2243	.355			433-656	.660			613-26					2027	65.3
	Opponents	31	623-	—			441-724	.570			570-25					2687	54.4
1948-49	Arizona	28	582-1764	.329			362-554	.653			549-23					1526	54.2
	Opponents	28	525-				391-638	.613			485-23					1441	51.4
1947-48	Arizona	29	678-				407-631	.645			560-32					1763	60.8
	Opponents	29	584-				398-658	.605			528-23					1566	54.0
1946-47	Arizona	24	594-				317-512	.619			473-19					1505	62.7
	Opponents	24	418-				313-549	.570			416-17					1149	47.8
1945-46	Arizona	30	694-				279-485	.578			498-18					1667	55.6
	Opponents	30	457-				321-605	.532			385-9					1235	41.2
1944-45	Arizona	18	272-				107-157	.594			218-9					701	38.9
	Opponents	18	338-				134-258	.519			232-5					810	45.0
1943-44	Arizona	14	292-				133-232	.573			200-15					717	51.2
	Opponents	14	217-				111-225	.493			191-15					545	38.9
1942-43	Arizona	24	594-				217-				367-18					1405	58.6
	Opponents	24	—				—	—			—					931	38.8
1941-42	Arizona	22	411-				150-	—			284-17					972	44.2
	Opponents	22	403-				189-	—			225-8					995	45.2
1940-41	Arizona	18	344-				152-254	.598			234-17					842	46.8
	Opponents	18	301-				147-289	.509			200-13					749	41.6
1939-40	Arizona	25	442-				202-	—			295-14					1086	43.4
	Opponents	25	407-				219-	—			280-14					1033	41.6
1938-39	Arizona	23	377-				182-310	.587			307-26					936	40.7
	Opponents	23	383-				197-401	.491			262-20					963	41.9
1937-38	Arizona	21	357-				150-236	.636			262-9					864	41.1
	Opponents	21	357-				171-316	.541			229-16					807	38.4
1936-37	Arizona	25	357-				143-258	.554			228-10					857	34.3
	Opponents	25	343-				155-301	.515			213-6					841	33.6
1935-36	Arizona	23	349-				154-304	.508			270-17					852	37.0
	Opponents	23	283-				167-372	.449			242-8					733	31.9
1934-35	Arizona	19	300-				111-224	.496			245-11					711	37.4
	Opponents	19	285-				140-299	.468			189-10					710	37.4
1933-34	Arizona	27	410-				239-383	.624			297-10					1059	39.2
	Opponents	27	342-				179-363	.493			304-15					863	32.0
1932-33	Arizona	24	404-				152-337	.451			219-4					960	40.0
	Opponents	24	299-				118-259	.456			249-10					716	29.8
1931-32	Arizona	20	356-				127-253	.502			193-6					839	42.0
	Opponents	20	226-				126-250	.504			209-12					578	28.0
1930-31	Arizona	15	169-				103-196	.526			137-4					441	29.4
	Opponents	15					93-157	.592			163-7					431	28.7
1929-30	Arizona	21	300-				121-213	.568			173-3					721	34.3
	Opponents	21	230-				113-202	.559			174-7					573	27.3
1928-29	Arizona	23	420-				135-248	.544			186-4					975	42.4
	Opponents	23	194-				121-227	.533			188-6					509	22.1
1927-28	Arizona	16	259-				94-205	.459			166-7					612	38.3
	Opponents	16	183-				97-215	.451			157-6					465	29.1
1926-27	Arizona	17	209-				106-199	.532			167-4					542	31.9
	Opponents	17	168-				106-209	.503			152-5					442	26.0
1925-26	Arizona	13														376	28.9
	Opponents	13														331	25.5
1924-25	Arizona	11														306	27.8
	Opponents	11														250	22.7
1923-24	Arizona	17	315-				59-				106-1					689	40.5
	Opponents	17	145-				64-				100-0					354	20.8
1922-23	Arizona	20														679	34.0
	Opponents	20														407	20.4
1921-22	Arizona	12														399	33.3
	Opponents	12														259	21.6
1920-21	Arizona	7														407	58.1
	Opponents	7														130	18.6

1919-20	Arizona	14	418	29.9
	Opponents	14	337	24.1
1918-19	Arizona	9	332	36.9
	Opponents	9	226	25.1

\* Statistics vacated due to NCAA infractions

# YEAR-BY-YEAR RESULTS



**1904-05**  
**Won, 1, Lost 0, Tied 1**  
**Coach: Orin A. Kates**  
 Morenci YMCA W 40-32  
 Bisbee YMCA T 19-19

**1905-06**  
**No Record (Intrasquad games only)**  
**Coach: Orin A. Kates**

**1906-07**  
**Won 3, Lost 1**  
**Coach: Unknown**  
 Morenci YMCA W  
 Bisbee YMCA L  
 Unknown Opponent W  
 Unknown Opponent W

**1907-08**  
**Won 1, Lost 1**  
**Coach: Unknown**  
 Tucson Athletic Club W 28-11  
 Bisbee YMCA L 7-34

**1908-09**  
**Won 1, Lost 1**  
**Coach: Unknown**  
 Results unavailable

**1909-10**  
**Won 2, Lost 2**  
**Coach: Unknown**  
 Results unavailable

**1910-11**  
**Won 3, Lost 0**  
**Coach: Unknown**  
 Tucson H.S. W 32-19  
 Other results unavailable

**1911-12**  
**Won 2, Lost 2**  
**Coach: Frank L. Kleeberger**  
 Results unavailable

**1912-13**  
**Won 3, Lost 2**  
**Coach: Raymond L. Quigley**  
 Tucson H.S. Alumni W  
 Tucson H.S. Alumni W  
 Bisbee YMCA L  
 Bisbee YMCA L  
 F15 Douglas YMCA W

**1913-14**  
**Won 7, Lost 2**  
**Coach: Raymond L. Quigley**  
 D8 Tucson H.S. Alumni W 57-19  
 D13 Arizona State W 41-17  
 J10 at Arizona State W 13-9  
 J15 Bisbee YMCA W 31-27  
 J23 at Bisbee YMCA L 20-36  
 J24 at Douglas YMCA W 35-24  
 J31 Douglas YMCA W 37-5  
 F6 at Eastern Arizona J.C. L 19-22  
 F7 at Eastern Arizona J.C. W 23-16

**1914-15**  
**Won 9, Lost 0**  
**Coach: J.F. McKale**  
 D12 Tucson H.S. W 66-4  
 Tucson H.S. W 29-5  
 J15 Bisbee YMCA W 38-29  
 J23 at Tucson YMCA W 36-22  
 J30 Bisbee YMCA W 28-21  
 Douglas YMCA W 20-12  
 Tucson YMCA W 40-21  
 Phoenix YMCA W 18-10  
 Fifth Infantry W 35-22

**1915-16**  
**Won 5, Lost 0**  
**Coach: J.F. McKale**  
 San Francisco Native Sons W 25-17  
 Tucson H.S. W 44-16  
 Tucson YMCA W 51-12  
 Tucson YMCA W 25-12  
 Douglas YMCA W 40-32

**1916-17**  
**Won 10, Lost 2**  
**Coach: J.F. McKale**  
 Tucson H.S. W 50-9  
 Tucson H.S. W 55-11  
 Tucson YMCA W 28-16  
 Tucson YMCA W 41-20  
 J29 at Phoenix YMCA W 36-28  
 J30 at Prescott H.S. W 68-36  
 J31 at Winslow H.S. W 52-15  
 F1 at New Mexico L 19-28  
 F2 at New Mexico State W 34-25  
 F3 at El Paso Cactus L 25-36  
 F4 at Eastern Arizona J.C. W 22-14  
 F5 at Eastern Arizona J.C. W 30-8

**1917-18**  
**Won 3, Lost 2**  
**Coach: J.F. McKale**  
 F2 Bisbee YMCA W 46-27  
 F19 Tucson YMCA W 54-8  
 F23 25th Infantry W 63-15  
 F25 at Bisbee YMCA L 29-51  
 M8 El Paso YMCA L 28-42

**1918-19**  
**Won 6, Lost 3**  
**Coach: J.F. McKale**  
 J25 25th Infantry Officers W 37-14  
 F7 Tucson YMCA W 48-25  
 F10 Northern Arizona L 32-37  
 F11 Northern Arizona W 57-28  
 F14 New Mexico State W 42-35  
 F15 New Mexico State W 44-23  
 F27 at Bisbee YMCA W 41-29  
 F27 at New Mexico State L 14-38  
 F28 at New Mexico State L 17-34

**1919-20**  
**Won 9, Lost 5**  
**Coach: J.F. McKale**  
 Tucson YMCA L 26-27  
 Bisbee YMCA L 12-40  
 F2 UTEP W 24-15  
 F3 New Mexico Tech W 36-12  
 F4 New Mexico W 40-21  
 F5 New Mexico W 51-19  
 F6 New Mexico State W 28-17  
 F7 New Mexico State L 19-43  
 Tucson YMCA\* W 44-22  
 Tucson YMCA W 46-28  
 Miami YMCA L 29-33  
 Bisbee YMCA L 18-21  
 M6 New Mexico State\* W 37-25  
 M7 New Mexico State\* W 26-14

**1920-21**  
**Won 7, Lost 0**  
**Coach: J.F. McKale**  
 J28 at Miami YMCA W 28-22  
 Bisbee YMCA W 59-17  
 Mesa YMCA W 50-12  
 at New Mexico Tech W 75-11  
 at New Mexico Tech W 74-13  
 at Douglas YMCA W 67-30  
 at Bisbee YMCA W 54-25

**1921-22#**  
**Won 10, Lost 2**  
**Coach: James H. Pierce**  
 Mesa W 45-32  
 J21 Miami YMCA W 25-18  
 at N.M. Military J.C. W 52-8  
 at N.M. Military J.C. W 24-11  
 at New Mexico W 58-22  
 at New Mexico W 25-21  
 New Mexico State (I) W 36-6  
 New Mexico State W 35-14  
 USC W 36-28  
 USC L 20-46  
 at USC W 28-27  
 at USC L 15-26

(I) at El Paso, Texas  
 # Home games played at National Guard Armory

**1922-23#**  
**Won 17, Lost 3**  
**Coach: James H. Pierce**  
 J13 Arizona State W 29-20  
 J20 Miami YMCA W 29-27  
 J27 at Miami YMCA L 22-29  
 J29 at Phoenix Indians W 59-25  
 J30 at Phoenix J.C. W 46-13  
 J31 at Arizona State W 31-22  
 F2 New Mexico State W 46-14  
 F3 New Mexico State W 39-22  
 F9 at Bisbee YMCA W 25-20  
 F10 Phoenix J.C. W 41-18  
 F12 New Mexico W 59-13  
 F13 New Mexico W 38-5  
 F19 at UCLA L 30-43  
 F20 at UCLA W 33-22  
 F22 at USC W 23-18  
 F23 at USC W 24-8  
 F26 UCLA L 23-30  
 F27 UCLA L 32-22  
 M2 USC W 26-20  
 M3 USC W 27-16

# Home games played at National Guard Armory

**1923-24#**  
**Won 14, Lost 3**  
**Coach: Basil Stanley**  
 J12 Bisbee YMCA W 44-21  
 J19 Mesa Camels W 48-15  
 J26 at Arizona State W 39-24  
 J30 at Whittier W 47-12  
 F1 California (I) L 30-38  
 F2 California (I) W 23-14  
 F5 at USC L 15-36  
 F6 at USC L 26-31  
 F16 at Phoenix J.C. W 45-15  
 F22 Whittier W 55-24  
 F23 Whittier W 31-16  
 F25 at New Mexico State W 35-26

F26 at New Mexico State W 39-14  
 F27 at New Mexico Tech W 64-15  
 F28 at New Mexico Tech W 77-17  
 F29 at New Mexico W 34-15  
 M1 at New Mexico W 37-21  
 (I) at Oakland, Calif.  
 # Home games played at National Guard Armory

**1924-25#**  
**Won 7, Lost 4**  
**Coach: Walter Davis**  
 J17 Bisbee YMCA W 34-17  
 J24 Arizona State W 42-16  
 J31 Olson's Swedes W 43-34  
 F2 at Arizona State W 40-17  
 F3 at Gilbert Yellow Jackets L 15-24  
 F4 at Arizona State W 17-16  
 F9 Gilbert Yellow Jackets W 36-29  
 F17 at USC L 18-25  
 F18 at USC L 10-23  
 F27 New Mexico L 30-31  
 F28 New Mexico W 21-18  
 # Home games played at National Guard Armory

**1925-26**  
**Won 6, Lost 7**  
**Coach: Fred A. Enke**  
 J13 Arizona State W 30-24  
 J16 Arizona State L 18-23  
 J23 Phoenix J.C. W 51-9  
 F1 at Arizona State L 19-25  
 F2 at Arizona State W 32-21  
 F3 at Phoenix J.C. W 47-22  
 F8 at New Mexico L 22-34  
 F9 at New Mexico L 15-40  
 F10 at New Mexico Tech W 37-24  
 F11 at New Mexico State W 39-19  
 F12 at New Mexico State L 18-22  
 F19 at USC L 20-38  
 F20 at USC (2ot) L 28-30

**1926-27**  
**Won 13, Lost 4**  
**Coach: Fred A. Enke**  
 J10 Mesa Jaycees W 41-30  
 J14 at USC L 15-44  
 J15 at USC (ot) L 21-26  
 J17 at Alhambra A.C. W 28-24  
 J18 at Whittier W 23-19  
 J21 Arizona State W 29-18  
 J22 Arizona State W 32-25  
 J31 at Arizona State W 36-29  
 F1 at Arizona State W 43-25  
 F2 at Mesa Jaycees W 49-33  
 F3 at Phoenix J.C. W 36-30  
 F11 New Mexico State W 28-23  
 F12 New Mexico State W 37-15  
 F18 New Mexico L 29-34  
 F19 New Mexico W 27-26  
 M4 Whittier L 20-23  
 M5 Whittier W 31-18

**1927-28**  
**Won 13, Lost 3**  
**Coach: Fred A. Enke**  
 J11 Tulsa Eagles W 44-32  
 J13 Arizona State W 39-32  
 J14 Arizona State W 38-24  
 J20 Eastern Arizona J.C. W 31-15  
 J21 Eastern Arizona J.C. L 20-23  
 J30 Arizona State L 27-47  
 J31 at Chambers (I) W 66-26  
 F1 at Arizona State W 30-23  
 F2 at Coggins (ot) (I) W 39-38  
 F10 Northern Arizona W 28-25  
 F11 Northern Arizona L 30-40  
 F21 at New Mexico W 35-30  
 F22 at New Mexico W 37-32  
 F23 at New Mexico Tech W 49-16  
 F24 at New Mexico State W 58-29  
 F25 at New Mexico State W 41-31  
 (I) at Phoenix, Ariz.

**1928-29**  
**Won 19, Lost 4**  
**Coach: Fred A. Enke**  
 D20 USC L 31-35  
 D21 USC L 34-35  
 D31 at Chandler Millers W 45-27  
 J1 at Arizona Storage (I) W 33-25  
 J2 at Ryans (2) W 41-28  
 J3 at Eastern Arizona J.C. W 35-18  
 J4 at Eastern Arizona J.C. W 39-15  
 J5 at Bisbee YMCA W 46-19  
 J11 Eastern Arizona J.C. W 46-22  
 J12 Eastern Arizona J.C. W 44-26  
 J18 Arizona State W 36-18  
 J19 Arizona State W 54-20  
 J25 New Mexico State W 63-13  
 J26 New Mexico State W 56-18  
 F4 at Arizona State W 56-22  
 F5 at Arizona State W 43-21  
 F6 Phoenix J.C. W 46-19  
 F11 Phoenix J.C. W 59-5  
 F14 at Clarkdale Indpt. W 48-17  
 F15 at Northern Arizona L 26-30  
 F16 at Northern Arizona L 18-20  
 F22 New Mexico W 40-27  
 F23 New Mexico W 36-29

(I) at Phoenix, Ariz.  
 (2) at Globe, Ariz.

**1929-30**  
**Won 15, Lost 6**  
**Coach: Fred A. Enke**  
 D30 Phoenix Saunders W 27-19  
 D31 at Phoenix Saunders W 40-30  
 J1 at Yuma W 52-27  
 J3 at USC L 21-35  
 J4 at USC L 26-35  
 J10 Arizona State W 50-40  
 J11 Arizona State W 54-23  
 J18 at Northern Arizona W 29-16  
 J18 at Northern Arizona W 26-18  
 J20 UTEP W 38-31  
 J21 UTEP W 31-20  
 F3 at Arizona State W 48-40  
 F4 at Arizona State L 31-34  
 F5 at Ryan's (I) W 28-16  
 F10 DePaul L 16-29  
 F14 Northern Arizona W 37-17  
 F15 Northern Arizona W 46-24  
 F21 at New Mexico L 28-32  
 F22 at New Mexico W 28-26  
 F24 at New Mexico State L 42-46  
 F25 at New Mexico State W 23-15  
 (I) at Globe, Ariz.

**1930-31**  
**Won 9, Lost 6**  
**Coach: Fred A. Enke**  
 J9 Occidental W 25-23  
 J10 Occidental L 38-39  
 J16 Tucson Sporting Goods (ot) L 30-31  
 J17 Tucson Sporting Goods (ot) W 32-28  
 J23 Arizona State L 20-28  
 J24 Arizona State W 26-24  
 F3 at Arizona State L 20-38  
 F4 at Arizona State W 28-23  
 F6 New Mexico State W 39-33  
 F7 New Mexico State L 37-40  
 F12 at Ashfork Independ. W 35-24  
 F13 at Northern Arizona W 29-25  
 F14 at Northern Arizona L 24-27  
 F20 New Mexico W 31-25  
 F21 New Mexico W 27-23

**1931-32**  
**Won 18, Lost 2**  
**Coach: Fred A. Enke**  
**Border Conference Champions**  
 D4 UA Alumni All-Stars W 41-25  
 D5 UA Alumni All-Stars W 34-28  
 D11 Dixie J.C. W 41-27  
 D12 Dixie J.C. W 54-42  
 D19 USC W 28-26  
 J5 at Occidental W 63-27  
 J6 at Occidental W 53-25  
 J7 at LaVerne W 39-27  
 J8 at Pomona W 39-11  
 J15 \*Arizona State W 39-20  
 J16 \*Arizona State W 50-38  
 F1 \*at Arizona State W 51-24  
 F2 \*at Arizona State W 36-26  
 F3 at Phoenix Ramblers W 40-25  
 F12 \*Northern Arizona W 49-28  
 F13 \*Northern Arizona W 37-31  
 F19 \*at New Mexico L 28-30  
 F20 \*at New Mexico L 33-40  
 F22 \*at New Mexico State W 50-46  
 F23 \*at New Mexico State W 38-29  
 \* Border Conference game (8-2, 1st)

**1932-33**  
**Won 19, Lost 5**  
**Coach: Fred A. Enke**  
**Border Conference Champions**  
 D10 Levy's All-Stars W 65-21  
 D11 Levy's All-Stars W 43-29  
 D16 PBSW W 40-29  
 D30 at Goldwater's W 38-31  
 D31 at PBSW W 28-22  
 J2 at Pasadena Majors L 30-54  
 J3 at Whittier W 37-28  
 J4 at Hancock Oil Co. (I) L 27-37  
 J5 at LaVerne W 32-31  
 J6 at Pomona W 42-24  
 J7 at Yuma Independ. W 92-25  
 J13 \*Arizona State W 32-30  
 J14 \*Arizona State W 30-29  
 J27 \*New Mexico State W 49-26  
 J28 \*New Mexico State (ot) L 36-38  
 F3 \*at Arizona State W 35-21  
 F4 \*at Arizona State W 21-16  
 F11 \*at Northern Arizona L 35-38  
 F12 \*at Northern Arizona L 28-31  
 F17 \*New Mexico W 47-25  
 F18 \*New Mexico W 39-29  
 F20 Pasadena Majors W 41-39  
 F22 at Eastern Arizona J.C. W 56-30  
 F23 at Eastern Arizona J.C. W 38-33  
 \* Border Conference game (7-3, 1st)  
 (I) at Long Beach, Calif.



**1933-34**  
**Won 18, Lost 9**  
**Coach: Fred A. Enke**  
 D8 Sunset Dairy W 44-21  
 D9 Sunset Dairy W 37-25  
 D15 Toltecac W 50-25  
 D16 Phoenix All-Stars W 63-31  
 D23 at El Paso All-Stars W 63-15  
 D26 at Oklahoma City W 30-25  
 D27 at Southwestern, Kan. L 26-34  
 D29 at Drake W 36-35  
 J1 at Purdue L 23-34  
 J2 at Illinois Wesleyan L 44-49  
 J3 at DePaul L 24-37  
 J4 at Notre Dame L 24-46  
 J6 at Saint Louis L 28-40  
 J15 \*Texas Tech L 29-33  
 J16 \*Texas Tech L 27-38  
 J19 \*Arizona State W 33-22  
 J20 \*Arizona State W 34-26  
 F2 \*at Arizona State W 39-24  
 F3 \*at Arizona State W 52-26  
 F9 Eastern Arizona J.C. W 51-35  
 F10 Eastern Arizona J.C. W 55-33  
 F16 \*Northern Arizona W 34-28  
 F17 \*Northern Arizona W 39-27  
 F23 \*at New Mexico W 33-32  
 F24 \*at New Mexico W 36-31  
 F26 \*at New Mexico State L 43-45  
 F27 \*at New Mexico State W 84-46  
 \* Border Conference game (9-3, 2nd)

**1934-35**  
**Won 11, Lost 8**  
**Coach: Fred A. Enke**  
 D14 Whittier W 47-29  
 D15 Whittier W 29-24  
 J11 Occidental W 43-32  
 J12 Occidental W 36-29  
 J18 \*Arizona State W 36-30  
 J19 \*Arizona State W 40-35  
 J26 at New Mexico Tech W 30-13  
 F1 \*at Arizona State L 33-40  
 F2 \*at Arizona State W 49-39  
 F5 \*New Mexico W 38-37  
 F6 \*New Mexico W 41-38  
 F15 \*at Northern Arizona L 42-52  
 F16 \*at Northern Arizona L 47-48  
 F22 Douglas Stars W 55-27  
 F23 Douglas Stars L 39-40  
 F26 \*at New Mexico L 15-38  
 F27 \*at New Mexico L 28-43  
 M1 \*at Texas Tech L 25-63  
 M2 \*at Texas Tech L 38-53  
 \* Border Conference game (5-7, 4th)

**1935-36**  
**Won 16, Lost 7**  
**Coach: Fred A. Enke**  
**Border Conference Champions**  
 D13 All-Stars W 33-29  
 D14 All Stars L 23-34  
 D30 at Coggins (I) W 36-19  
 D31 at Stapley's (I) W 47-34  
 J3 at Whittier W 29-21  
 J4 at Whittier W 28-19  
 J7 California L 31-33  
 J13 \*Arizona State W 34-27  
 J14 \*Arizona State W 40-39  
 J17 \*UTEP W 54-16  
 J18 \*UTEP W 36-25  
 J28 \*at New Mexico State L 29-37  
 J29 \*at New Mexico State W 46-45  
 J31 \*at New Mexico W 28-25  
 F1 \*at New Mexico L 23-25  
 F7 \*at Arizona State L 41-43  
 F8 \*at Arizona State W 38-34  
 F19 \*Texas Tech L 39-41  
 F20 \*Texas Tech W 57-43  
 F24 \*Northern Arizona W 44-41  
 F25 \*Northern Arizona W 48-38  
 F27 \*New Mexico W 41-25  
 F28 \*New Mexico L 27-40  
 \* Border Conference game (11-5, 1st)  
 (1) at Phoenix, Ariz.

**1936-37**  
**Won 14, Lost 11**  
**Coach: Fred A. Enke**  
 D2 USC L 25-26  
 D17 Whittier W 44-34  
 D18 Whittier W 35-27  
 D28 Santa Clara (I) L 25-45  
 D29 at San Jose State W 36-24  
 D30 at California L 22-55  
 J2 at Loyola Marymount W 27-18  
 J8 \*Arizona State W 38-27  
 J9 \*Arizona State W 51-33  
 J15 \*at Arizona State W 37-36  
 J16 \*at Arizona State L 27-44  
 F1 \*New Mexico W 38-32  
 F2 \*New Mexico (ot) L 30-32  
 F5 \*at Northern Arizona W 17-42  
 F6 \*at Northern Arizona W 35-33  
 F12 \*New Mexico State L 45-47  
 F13 \*New Mexico State W 51-45  
 F19 \*at UTEP W 43-21  
 F20 \*at UTEP W 50-30  
 F22 \*at Texas Tech L 26-39

F23 \*at Texas Tech L 34-42  
 F25 \*at New Mexico W 37-26  
 F26 \*at New Mexico L 32-37  
 M1 Loyola Marymount W 26-16  
 M2 Loyola Marymount L 26-30  
 \* Border Conference game (9-7, 2nd)  
 (1) at San Jose, Calif.

**1937-38**  
**Won 13, Lost 8**  
**Coach: Fred A. Enke**  
 D17 Mesa Merchants W 40-30  
 D18 at Tom's Tavern W 39-27  
 D20 Stanford L 28-44  
 J7 \*Arizona State L 41-52  
 J8 \*Arizona State L 34-37  
 J14 Funk's Jewelers W 49-17  
 J15 Funk's Jewelers W 39-26  
 J17 \*Northern Arizona W 47-42  
 J18 \*Northern Arizona W 32-28  
 F2 \*Texas Tech W 45-33  
 F3 \*Texas Tech L 26-30  
 F11 \*at New Mexico State L 44-46  
 F12 \*at New Mexico State L 39-61  
 F14 \*at New Mexico W 45-39  
 F15 \*at New Mexico W 43-35  
 F18 \*at UTEP W 47-31  
 F19 \*at UTEP W 44-40  
 F25 \*New Mexico W 60-49  
 F26 \*New Mexico W 53-47  
 F28 \*at Arizona State L 31-49  
 M1 \*at Arizona State L 38-44  
 \* Border Conference game (9-7, 2nd)

**1938-39**  
**Won 12, Lost 11**  
**Coach: Fred A. Enke**  
 D14 Tulane W 34-28  
 D15 University of Mexico L 31-40  
 D16 University of Mexico W 32-20  
 J6 \*at Arizona State L 33-35  
 J7 \*at Arizona State L 36-40  
 J11 \*UTEP W 46-25  
 J12 \*UTEP W 33-32  
 J20 Jackson's All-Stars W 46-34  
 J21 Jackson's All-Stars W 50-40  
 J30 \*Northern Arizona L 35-40  
 J31 \*Northern Arizona L 35-48  
 F10 \*at Texas Tech L 24-53  
 F11 \*at Texas Tech L 37-52  
 F13 \*at New Mexico State L 49-61  
 F14 \*at New Mexico State L 42-45  
 F17 \*New Mexico W 56-40  
 F18 \*New Mexico W 63-40  
 F24 \*Arizona State L 43-50  
 F25 \*Arizona State W 48-44  
 M3 \*at New Mexico W 39-37  
 M4 \*at New Mexico W 45-41  
 M6 \*at UTEP W 49-46  
 M7 \*at UTEP L 30-42  
 \* Border Conference game (8-10, 5th)

**1939-40**  
**Won 15, Lost 10**  
**Coach: Fred A. Enke**  
**Border Conference Champions**  
 D21 Loyola Marymount L 35-40  
 D22 Loyola Marymount L 33-42  
 D28 Southeastern Oklahoma (I) L 24-32  
 D29 Texas Christian (I) L 32-37  
 D29 West Texas State (I) L 43-52  
 D30 Montana State (I) L 32-39  
 J1 at Hardin-Simmons W 40-31  
 J2 at Hardin-Simmons W 50-28  
 J4 \*at New Mexico State L 41-70  
 J5 \*at New Mexico State W 52-49  
 J12 \*Arizona State W 37-35  
 J13 \*Arizona State W 36-34  
 F2 \*at Northern Arizona L 36-40  
 F3 \*at Northern Arizona W 40-32  
 F5 \*at Arizona State W 51-40  
 F6 \*at Arizona State L 37-39  
 F9 \*New Mexico State L 42-56  
 F10 \*New Mexico State W 56-45  
 F12 \*Northern Arizona W 39-38  
 F13 \*Northern Arizona W 55-35  
 F19 at Olson's Swedes W 51-34  
 F23 \*New Mexico W 62-52  
 F24 \*New Mexico W 59-42  
 F26 \*UTEP W 51-44  
 F27 \*UTEP W 52-47  
 \* Border Conference game (12-4, 1st)  
 (1) at All-College Tournament, Oklahoma City, Okla.

**1940-41**  
**Won 11, Lost 7**  
**Coach: Fred A. Enke**  
 D12 Western New Mexico L 30-33  
 D16 \*Northern Arizona W 38-29  
 J10 \*Arizona State W 55-40  
 J11 \*Arizona State W 51-38  
 J17 \*New Mexico State L 58-61  
 J18 \*New Mexico State W 46-37  
 J30 \*at New Mexico State W 45-33  
 J31 \*at New Mexico W 47-31  
 F1 \*at New Mexico L 23-33  
 F10 \*at UTEP L 35-47  
 F11 \*at UTEP L 44-55  
 F15 \*New Mexico W 62-35

F17 \*UTEP W 62-54  
 F21 Lilly Ice Cream W 57-39  
 F22 Lilly Ice Cream W 53-43  
 M3 \*at Northern Arizona W 55-46  
 M4 \*at Northern Arizona L 47-48  
 M5 \*at Arizona State L 34-51  
 \* Border Conference game (9-6, 2nd)

**1941-42**  
**Won 9, Lost 13**  
**Coach: Fred A. Enke**  
 D12 at Western New Mexico L 24-46  
 D13 at Western New Mexico W 39-37  
 D17 \*West Texas State L 52-71  
 D29 New Mexico Tech W 43-38  
 D30 New Mexico Tech W 51-30  
 J2 Stanford (I) L 26-56  
 J3 Stanford (I) L 33-54  
 J7 \*Hardin-Simmons W 50-26  
 J8 \*Texas Tech L 47-53  
 J17 \*Arizona State W 59-45  
 J26 \*Northern Arizona (2) L 36-44  
 J27 \*at Arizona State L 41-42  
 J31 \*at New Mexico L 41-50  
 F2 \*at UTEP L 43-46  
 F3 \*at New Mexico State W 56-48  
 F10 \*UTEP W 59-49  
 F11 \*New Mexico L 43-53  
 F13 \*New Mexico State W 53-25  
 F18 \*at Hardin-Simmons L 31-36  
 F19 \*at Texas Tech L 42-49  
 F20 \*at West Texas State L 59-66  
 M2 \*Northern Arizona W 44-31  
 \* Border Conference game (6-10, 6th)  
 (1) at Phoenix, Ariz.  
 (2) at Tempe, Ariz.

**1942-43#**  
**Won 22, Lost 2**  
**Coach: Fred A. Enke**  
**Border Conference Champions**  
 D12 Daniel's W 81-23  
 D18 \*at UTEP W 58-35  
 D19 \*at UTEP W 62-44  
 J7 \*UTEP W 72-47  
 J8 \*UTEP W 57-46  
 J14 \*Arizona State W 49-35  
 J15 \*Arizona State L 39-41  
 J22 \*at Arizona State W 63-40  
 J23 \*at Arizona State W 43-29  
 J25 \*at Northern Arizona W 55-23  
 J26 \*at Northern Arizona W 67-49  
 F1 \*Northern Arizona W 71-42  
 F2 \*Northern Arizona W 84-27  
 F5 San Diego Marines W 69-34  
 F6 San Diego Marines W 69-42  
 F8 Williams Air Base W 63-40  
 F12 Albuquerque AFB Flying Kellys W 60-39  
 F13 Albuquerque AFB Flying Kellys W 51-40  
 F17 \*New Mexico (I) W 55-40  
 F18 \*Texas Tech (I) L 35-47  
 F19 \*New Mexico (I) W 41-37  
 F19 \*UTEP (I) W 60-51  
 F20 \*Texas Tech (I) W 54-41  
 F20 \*West Texas State (I) W 47-39  
 \* Border Conference game (16-2, 1st)  
 (1) at Border Conf. Tourn., Albuquerque, N.M.  
 # Home games played at Tucson High due to Bear Down Gym use by Navy

**1943-44#**  
**Won 12, Lost 2**  
**Coach: Fred A. Enke**  
 D4 at Navy Pilots W 54-36  
 D17 Davis-Monthan Air Base W 62-35  
 D18 Marana Air Base W 47-28  
 D29 Ryan Field Rockets L 39-42  
 J8 at Davis-Monthan Air Base L 28-43  
 J14 Consolidated-Vultee Air W 36-25  
 J15 Marana Officers W 51-37  
 J28 Davis-Monthan Enlisted W 56-37  
 J29 Davis-Monthan Air Base W 52-48  
 F9 at Marana Enlisted W 43-42  
 F12 Davis-Monthan Air Base W 62-58  
 F16 Marana Enlisted W 59-44  
 F19 Consolidated-Vultee Air W 67-36  
 F26 at Ryan Field Rockets W 58-34  
 # Home games played at Tucson High due to Bear Down Gym use by Navy

**1944-45**  
**Won 7, Lost 11**  
**Coach: Fred A. Enke**  
 D2 Davis-Monthan Officers W 42-40  
 D7 at Marana Air Base L 38-58  
 D15 \*at Arizona State L 44-52  
 D16 \*at Arizona State L 41-48  
 J13 \*Northern Arizona W 44-38  
 J19 \*Arizona State W 39-36  
 J20 \*Arizona State W 39-37  
 J22 Marston's Supply (I) L 37-51  
 J23 Williams Air Base (I) L 33-42  
 J29 Davis-Monthan Enlisted W 41-37  
 J31 Marana Air Base L 31-51  
 F2 Davis-Monthan Gunnery W 48-38  
 F3 Davis-Monthan Gunnery W 38-32  
 F9 \*at Northern Arizona L 37-53  
 F10 \*at Northern Arizona L 36-47  
 F16 Douglas Air Base L 46-51

F17 Douglas Air Base L 37-48  
 F20 at Douglas Air Base L 30-51  
 \* Border Conference game (3-4, 6th)  
 (1) at Phoenix, Ariz.

**1945-46**  
**Won 25, Lost 5**  
**Coach: Fred A. Enke**  
**Border Conference Champions**  
**National Invitation Tournament Participants**  
 D14 Williams Air Base W 50-47  
 D15 Williams Air Base W 45-35  
 D20 \*at New Mexico L 37-42  
 D21 \*at New Mexico W 47-38  
 D22 at Ft. Bliss (I) L 61-72  
 D27 at San Diego State L 36-39  
 D28 at San Diego State W 38-33  
 D29 at San Diego NTC W 44-38  
 J5 \*New Mexico State W 64-27  
 J10 \*Arizona State W 58-30  
 J11 \*Arizona State W 60-37  
 J18 El Toro Marines W 56-42  
 J19 El Toro Marines W 59-38  
 J25 \*at Arizona State W 45-35  
 J26 \*at Arizona State W 44-27  
 J28 \*at Northern Arizona (ot) L 53-54  
 J29 \*at Northern Arizona W 38-35  
 F1 \*New Mexico W 78-53  
 F2 \*New Mexico W 75-42  
 F8 Los Angeles Deaf School W 65-28  
 F9 Los Angeles Deaf School W 92-62  
 F11 \*Northern Arizona W 46-38  
 F12 \*Northern Arizona W 51-36  
 F16 \*at UTEP W 48-42  
 F18 Chihuahua University W 78-41  
 F22 \*at New Mexico State W 82-33  
 F23 at Williams Air Base W 59-45  
 M1 \*Texas Tech (2) W 61-31  
 M2 \*West Texas State (2) W 44-37  
 M16 Kentucky (3) L 53-77  
 \* Border Conference game (14-3, 1st)  
 (1) at El Paso, Texas  
 (2) at Border Conf. Tourn., Albuquerque, N.M.  
 (3) at National Invitation Tournament, New York, N.Y.

**1946-47**  
**Won 21, Lost 3**  
**Coach: Fred A. Enke**  
**Border Conference Champions**  
 D9 Mesa Jaycees W 70-46  
 D12 \*West Texas State W 54-43  
 D13 \*Texas Tech W 69-47  
 D20 Webbco W 65-49  
 D21 San Diego State W 73-36  
 D27 Morehead State (I) W 64-63  
 D28 Miami, Ohio (2) L 57-60  
 D31 at Wayne State W 59-46  
 J2 at Michigan State W 45-43  
 J9 \*at UTEP W 74-51  
 J10 \*at New Mexico State W 86-37  
 J11 \*at New Mexico W 58-40  
 J17 \*Northern Arizona W 50-27  
 J25 \*at Arizona State W 61-50  
 J27 \*at Northern Arizona W 52-37  
 F1 \*Arizona State W 63-41  
 F7 \*New Mexico W 67-37  
 F8 \*New Mexico State W 80-66  
 F10 at Webbco W 53-48  
 F13 \*Hardin-Simmons W 70-54  
 F20 \*at Hardin-Simmons W 60-48  
 F21 \*at Texas Tech L 49-61  
 F22 \*at West Texas State L 57-62  
 F26 \*UTEP W 69-57  
 \* Border Conference game (14-2, 1st)  
 (1) at Louisville, Ky.  
 (2) at Cincinnati, Ohio

**1947-48**  
**Won 19, Lost 10**  
**Coach: Fred A. Enke**  
**Border Conference Champions**  
 D12 Alumni W 55-42  
 D13 Alumni W 66-57  
 D18 Baylor W 62-54  
 D20 Loyola Marymount W 60-49  
 D23 San Diego State W 60-44  
 D27 at St. Francis, N.Y. (I) L 70-79  
 D30 at St. Joseph's, Pa. (2) W 61-57  
 J1 at Canisius L 50-59  
 J2 at Duquesne L 51-54  
 J5 at Bradley L 66-91  
 J8 \*at West Texas State W 72-69  
 J9 \*at Texas Tech L 38-65  
 J10 \*at Hardin-Simmons L 53-54  
 J14 \*Texas Tech W 61-37  
 J15 \*West Texas State W 67-51  
 J24 \*at Arizona State W 47-46  
 J26 \*at Northern Arizona L 36-38  
 J29 University of Mexico W 87-45  
 J31 \*at Northern Arizona W 72-39  
 F4 \*New Mexico State W 65-53  
 F5 \*New Mexico W 58-46  
 F12 \*at New Mexico W 62-59  
 F13 \*at New Mexico State L 56-58  
 F14 \*at UTEP W 68-49  
 F19 \*Hardin-Simmons W 53-34  
 F21 \*Arizona State W 61-58  
 F25 \*UTEP W 93-50  
 M12 Baylor (3) L 59-65

# YEAR-BY-YEAR RESULTS



M13 Baylor (3) L 54-64  
 \* Border Conference game (12-4, 1st)  
 (1) at Madison Square Garden, New York, N.Y.  
 (2) at Convention Hall, Philadelphia, Pa.  
 (3) at NCAA District 6 Playoff, Dallas, Texas

**1948-49**  
**Won 17, Lost 11**

**Coach: Fred A. Enke**  
**Border Conference Champions**  
 D10 Loyola Marymount W 52-51  
 D14 San Diego State W 60-41  
 D18 at Washington U., St. Louis L 43-55  
 D20 at West Virginia L 58-61  
 D21 at Duquesne L 51-57  
 D23 at Louisville L 50-69  
 D28 North Carolina (1) L 49-60  
 J6 \*at Hardin-Simmons W 50-43  
 J12 \*New Mexico W 57-53  
 J15 \*New Mexico State W 71-36  
 J22 \*at Northern Arizona W 60-39  
 J24 \*at Arizona State W 45-44  
 J28 at St. Mary's, Calif. (2) L 50-58  
 J29 at San Francisco (2) L 49-56  
 F2 \*Texas Tech W 49-25  
 F3 \*West Texas State W 61-59  
 F7 Pittsburgh W 52-47  
 F10 \*at West Texas State L 46-52  
 F11 \*at Texas Tech L 58-60  
 F12 \*at Hardin-Simmons W 43-40  
 F17 \*UTEP W 63-48  
 F19 \*Arizona State W 63-60  
 F25 \*Northern Arizona W 55-38  
 F28 \*at UTEP (ot) L 69-70  
 M1 \*at New Mexico State W 57-50  
 M2 \*at New Mexico W 66-57  
 M9 Baylor (3) W 55-47  
 M10 Arkansas (3) L 44-65

\* Border Conference game, (13-3, 1st)

(1) at Camelia Bowl Tourn., Lafayette, La.  
 (2) at Cow Palace, San Francisco, Calif.  
 (3) at NCAA District 6 Playoff, Dallas, Texas

**1949-50**  
**Won 26, Lost 5**

**Coach: Fred A. Enke**  
**Sun Bowl Tournament Champions**  
**Border Conference Champions**  
**National Invitation Tournament Participants**

D2 San Diego NAS W 54-41  
 D3 San Diego NAS W 88-50  
 D9 Culver-Stockton (1) W 74-45  
 D13 Cal.Poly-SLO W 63-53  
 D16 Texas A&M (2) W 56-50  
 D17 Texas (2) L 50-58  
 D27 Texas A&M W 59-46  
 D30 New Mexico (3) W 65-52  
 D31 UTEP (3) W 55-47  
 J7 \*at Northern Arizona W 69-44  
 J11 \*UTEP W 80-58  
 J14 \*New Mexico State W 71-54  
 J16 \*at Arizona State W 81-61  
 J20 \*West Texas State W 67-59  
 J27 at St. Mary's, Calif. (4) W 67-57  
 J28 at Loyola Marymount L 54-61  
 J30 Santa Clara (5) W 80-64  
 F1 Santa Clara W 63-45  
 F4 \*Arizona State W 73-51  
 F9 \*at New Mexico W 57-53  
 F10 \*at New Mexico State W 67-58  
 F11 \*at UTEP W 72-49  
 F15 \*Texas Tech W 60-54  
 F18 \*Northern Arizona W 64-58  
 F20 Beloit W 71-61  
 F22 \*New Mexico W 71-62  
 F27 \*at Hardin-Simmons L 53-57  
 F28 \*at Texas Tech W 72-65  
 M1 \*at West Texas State L 42-61  
 M6 \*Hardin-Simmons W 63-41  
 M11 LaSalle (6) L 66-72

\* Border Conference game (14-2, 1st)

(1) at Douglas, Ariz.  
 (2) at San Antonio, Texas  
 (3) at Sun Bowl Tourn., El Paso, Texas  
 (4) at Cow Palace, San Francisco, Calif.  
 (5) at Phoenix, Ariz.  
 (6) at National Invitation Tournament, New York, N.Y.

**1950-51**  
**Won 24, Lost 6**

**Coach: Fred A. Enke**  
**Border Conference Champions**  
**National Invitation Tournament Participants**  
**NCAA Tournament Participants**

D1 San Diego NAS W 83-53  
 D2 San Diego NAS W 90-38  
 D11 Whittier W 79-59  
 D16 San Diego State W 68-38  
 D20 \*UTEP W 63-52  
 D22 Southern Mississippi W 90-56  
 D26 at Canisius L 52-55  
 D28 C.C.N.Y. (1) W 41-38  
 D30 at West Virginia W 68-67  
 J1 at Duquesne L 63-65  
 J6 \*Northern Arizona W 83-44  
 J11 \*at West Texas State W 59-53  
 J12 \*at Texas Tech W 57-56  
 J13 \*at Hardin-Simmons W 67-55  
 J20 \*at Northern Arizona W 69-39

\* Border Conference game (11-3, 1st)

(1) at Southwest Conference Holiday Tourn., Dallas, Texas  
 (2) at Memphis Invitational, Memphis, Tenn.  
 (3) at Border Conference Tourn., Abilene, Texas

J26 UCLA (2) L 63-69  
 J27 at San Jose State W 62-55  
 J29 Long Island W 62-61  
 F2 \*West Texas State W 74-48  
 F9 \*Hardin-Simmons W 69-53  
 F5 \*Arizona State W 87-66  
 F12 \*at New Mexico W 77-54  
 F13 \*at New Mexico State L 66-67  
 F14 \*at UTEP W 79-54  
 F19 \*New Mexico State W 75-46  
 F24 \*New Mexico W 63-58  
 F26 \*Texas Tech W 78-68  
 M5 \*at Arizona State W 71-59  
 M13 Dayton (3) L 68-74  
 M21 Kansas State (4) L 59-61

\* Border Conference game (15-1, 1st)

(1) at Madison Square Garden, New York, N.Y.  
 (2) at Cow Palace, San Francisco, Calif.  
 (3) at National Invitation Tournament, New York, N.Y.  
 (4) at NCAA Tournament, Kansas City, Mo.

**1951-52**  
**Won 11, Lost 16**

**Coach: Fred A. Enke**  
 N26 San Diego Marines (Ex.) W 69-54  
 N27 Camp Pendleton (Ex.) W 55-46  
 D1 at Brigham Young L 62-68  
 D8 Kansas State+ L 57-76  
 D12 Loyola W 68-60  
 D15 San Diego NTC (Ex.) W 84-62  
 D18 Wichita State W 73-61  
 D20 St. Mary's, Calif. L 64-71  
 D27 at New York University (1) L 76-103  
 D29 at Canisius L 78-89  
 D31 Minnesota (2) L 61-73  
 J3 at Bradley L 59-98  
 J5 at Kansas State L 52-78  
 J12 \*Northern Arizona W 70-57  
 J14 \*Hardin-Simmons W 65-43  
 J17 \*Texas Tech W 77-68  
 J28 \*at Northern Arizona W 57-55  
 F1 \*at New Mexico State L 50-59  
 F2 \*at UTEP L 64-70  
 F7 \*West Texas State L 57-59  
 F11 \*Arizona State W 77-69  
 F14 \*at West Texas State L 73-79  
 F15 \*at Texas Tech L 57-84  
 F16 \*at Hardin-Simmons L 63-66  
 F20 \*UTEP W 83-58  
 F25 \*New Mexico State L 55-65  
 F28 \*at Arizona State L 59-87

\* Border Conference game (6-8, T3rd)

(1) at Madison Square Garden, New York, N.Y.  
 (2) at Milwaukee, Wis.  
 + 81-game homecourt win streak ended

**1952-53**  
**Won 13, Lost 11**

**Coach: Fred A. Enke**  
**Border Conference Co-Champions**

D2 Camp Pendleton (Ex.) L 63-65  
 D5 San Diego Marines (Ex.) W 86-77  
 D8 San Diego NTC (Ex.) L 54-78  
 D13 Centenary L 57-59  
 D16 San Diego State W 68-64  
 D17 LaSalle L 68-87  
 D22 Arkansas (1) L 51-68  
 D29 Texas A&M (1) W 66-49  
 D30 TCU (1) L 48-63  
 J2 Mississippi (2) L 70-75  
 J3 at Memphis State (2) L 56-75  
 J9 \*at UTEP W 63-54  
 J10 \*at New Mexico State W 51-46  
 J14 \*UTEP W 66-54  
 J17 \*New Mexico State W 52-50  
 J26 \*at Northern Arizona W 90-70  
 J31 \*at Arizona State L 73-75  
 F2 Bradley L 62-65  
 F4 \*Hardin-Simmons W 72-67  
 F10 \*Northern Arizona W 69-54  
 F12 \*Arizona State W 65-60  
 F16 \*at Hardin-Simmons L 61-77  
 F17 \*at Texas Tech L 80-100  
 F18 \*at West Texas State W 61-51  
 F23 \*Texas Tech W 79-63  
 M2 \*West Texas State W 65-51  
 M6 Hardin-Simmons (3) (ot) L 61-67

\* Border Conference game (11-3, T1st)

(1) at Southwest Conference Holiday Tourn., Dallas, Texas  
 (2) at Memphis Invitational, Memphis, Tenn.  
 (3) at Border Conference Tourn., Abilene, Texas

**1953-54**  
**Won 14, Lost 10**

**Coach: Fred A. Enke**  
 D4 Northern Arizona W 70-60  
 D11 at UCLA L 45-90  
 D12 at UCLA L 48-84  
 D15 Centenary W 79-64  
 D18 San Jose State W 81-77  
 D21 Utah L 57-65  
 D26 USC W 57-55  
 D28 at Bradley L 55-79  
 D29 at Beloit L 65-89  
 D31 at Canisius W 79-58  
 J2 at Niagara L 46-79  
 J8 \*Texas Tech L 62-78  
 J11 \*at UTEP L 57-75

J12 \*at New Mexico State W 67-65  
 J22 \*Arizona State W 79-65  
 F1 Bradley W 87-74  
 F6 \*New Mexico State W 71-63  
 F8 \*at Arizona State W 82-75  
 F12 \*West Texas State W 61-52  
 F13 \*Hardin-Simmons W 59-55  
 F20 \*at West Texas State L 79-79  
 F22 \*at Texas Tech L 68-97  
 F23 \*at Hardin-Simmons W 78-72  
 M1 \*UTEP W 56-52

\* Border Conference game (8-4, 3rd)

**1954-55**  
**Won 8, Lost 17**

**Coach: Fred A. Enke**  
 D2 Northern Arizona W 68-58  
 D6 Kansas State W 86-81  
 D10 at Utah L 44-77  
 D11 at Utah L 68-83  
 D17 Colorado State L 62-67  
 D18 Colorado State W 81-59  
 D21 at Stanford L 56-66  
 D28 Tulsa (1) L 49-71  
 D29 at Wichita State (1) L 64-87  
 D30 vs. Southern Mississippi (1) W 79-72  
 J1 at New Mexico L 65-71  
 J14 \*Hardin-Simmons W 77-68  
 J15 \*West Texas State W 73-72  
 J24 at Northern Arizona L 72-79  
 J29 \*at Arizona State L 74-92  
 F2 Bradley W 88-77  
 F4 \*at West Texas State L 66-82  
 F5 \*at Texas Tech L 70-82  
 F6 \*at Hardin-Simmons L 58-71  
 F12 \*New Mexico State W 60-49  
 F14 \*UTEP L 58-60  
 F18 \*Texas Tech L 63-68  
 F23 \*UTEP L 45-70  
 F24 \*at New Mexico State L 62-83  
 M2 \*Arizona State (ot) L 103-104

\* Border Conference game (3-9, 6th)

(1) at Wichita Classic, Wichita, Kan.

**1955-56**  
**Won 11, Lost 15**

**Coach: Fred A. Enke**  
 D2 San Diego State W 80-74  
 D3 Northern Arizona W 96-67  
 D9 at Utah L 45-119  
 D10 at Utah L 63-93  
 D14 Hamline W 71-63  
 D16 San Jose State L 63-68  
 D19 California L 74-84  
 D21 Memphis State (ot) L 92-98  
 D22 at Louisville (1) L 83-103  
 D28 Ohio University (1) L 76-91  
 D29 Bowling Green (1) L 75-92  
 J2 at Murray State L 73-93  
 J6 \*at New Mexico State L 35-68  
 J7 \*at UTEP W 60-54  
 J11 \*Texas Tech L 78-85  
 J13 \*West Texas State W 69-64  
 J18 \*Arizona State W 89-76  
 J30 at Northern Arizona W 77-74  
 F1 UC-Santa Barbara W 68-53  
 F4 \*at Texas Tech L 67-105  
 F6 \*at West Texas State W 78-76  
 F7 \*at Hardin-Simmons L 63-71  
 F11 \*New Mexico State W 75-71  
 F13 \*UTEP (ot) L 84-85  
 F18 \*Hardin-Simmons W 83-73  
 F25 \*at Arizona State L 88-96

\* Border Conference game (6-6, 5th)

(1) at Kentucky Invitational, Louisville, Ky.

**1956-57**  
**Won 13, Lost 13**

**Coach: Fred A. Enke**  
 D1 Northern Arizona W 79-57  
 D3 Hamline W 79-74  
 D7 at Utah L 55-66  
 D8 at Utah L 65-89  
 D13 New Mexico W 74-55  
 D17 Murray State W 81-70  
 D19 Colorado State W 73-63  
 D22 California L 49-70  
 D28 at Tennessee L 66-70  
 D29 at Vanderbilt L 76-107  
 J1 at Memphis State L 76-93  
 J3 at Oklahoma City L 55-80  
 J7 Texas Tech W 79-63  
 J11 \*at New Mexico State L 73-77  
 J12 \*at UTEP L 69-93  
 J26 UC-Santa Barbara W 72-67  
 J28 at Northern Arizona (ot) W 103-93  
 F2 \*New Mexico State W 69-47  
 F4 \*UTEP W 73-52  
 F8 \*West Texas State W 77-67  
 F12 \*Hardin-Simmons L 69-80  
 F16 \*at Arizona State W 96-90  
 F23 \*at Hardin-Simmons L 69-80  
 F25 at Texas Tech L 84-100  
 F26 \*at West Texas State L 67-71  
 M4 \*Arizona State W 77-70

\* Border Conference game (5-5, 3rd)

**1957-58**  
**Won 10, Lost 15**

**Coach: Fred A. Enke**  
 D2 Northern Arizona W 64-59  
 D7 at Iowa L 63-80  
 D9 at Bradley L 52-91  
 D11 at Washington U., St. Louis L 52-61  
 D13 Pacific W 82-74  
 D17 Cal Poly-SLO W 66-65  
 D20 Loyola Marymount W 77-67  
 D21 USC W 78-72  
 D27 at San Jose State L 63-77  
 D28 Santa Clara (1) L 55-66  
 D30 Michigan W 76-88  
 J4 \*at UTEP W 71-67  
 J6 \*at New Mexico State L 51-71  
 J11 at San Diego State L 76-83  
 J18 \*Hardin-Simmons L 73-75  
 J25 \*West Texas State L 62-72  
 J27 at Northern Arizona L 70-85  
 F1 \*New Mexico State W 68-66  
 F3 \*UTEP W 60-59  
 F5 Bradley L 58-71  
 F8 \*at West Texas State L 49-80  
 F10 \*at Hardin-Simmons W 69-52  
 F15 San Diego Marines (Ex.) W 74-83  
 F22 \*Arizona State L 66-70  
 F26 Cal State-Los Angeles W 84-68  
 M3 \*at Arizona State L 76-78

\* Border Conference game (4-6, T4th)

(1) at San Jose, Calif.

**1958-59**  
**Won 4, Lost 22**

**Coach: Fred A. Enke**  
 D2 Western New Mexico W 71-61  
 D6 Northern Arizona L 66-72  
 D12 Cal State-Los Angeles L 77-81  
 D13 UC-Santa Barbara W 74-69  
 D19 at Utah State L 57-83  
 D20 at Idaho State L 58-86  
 D22 at Idaho State L 51-71  
 D26 at Stanford L 59-74  
 D27 at California L 46-90  
 D29 at Pacific L 61-70  
 J2 San Jose State L 62-64  
 J3 Santa Clara L 38-79  
 J10 \*at West Texas State L 76-90  
 J12 \*at Hardin-Simmons L 50-68  
 J24 \*at Arizona State L 72-88  
 J26 at Northern Arizona L 69-97  
 J31 \*UTEP L 66-76  
 F2 \*New Mexico State L 58-66  
 F7 \*Arizona State L 62-85  
 F9 at Cal State-Los Angeles L 72-86  
 F14 \*Hardin-Simmons W 66-64  
 F16 \*West Texas State L 78-84  
 F21 \*at New Mexico State L 61-80  
 F23 \*at UTEP L 51-76  
 F28 at Air Force Academy L 62-115  
 M2 at New Mexico W 80-77

\* Border Conference game (1-9, 6th)

**1959-60**  
**Won 10, Lost 14**

**Coach: Fred A. Enke**  
 D2 Western New Mexico W 73-68  
 D5 Northern Arizona W 76-62  
 D11 at UC-Santa Barbara L 78-84  
 D12 at Cal State-LA L 74-82  
 D15 San Diego State W 65-50  
 D18 San Diego Marines (Ex.) L 67-87  
 D22 at Washington State L 58-64  
 J2 at Colorado State L 64-103  
 J4 at Regis L 69-74  
 J5 at Northern Colorado L 71-82  
 J9 \*New Mexico State L 53-70  
 J11 \*UTEP W 62-55  
 J15 \*Hardin-Simmons W 72-58  
 J23 \*Arizona State L 61-71  
 J27 at Northern Arizona L 69-77  
 J30 \*at Hardin-Simmons L 63-81  
 F1 \*at West Texas State L 68-80  
 F6 Cal State-Los Angeles W 104-84  
 F8 \*West Texas State W 77-62  
 F10 New Mexico W 64-62  
 F13 Fresno State L 68-69  
 F20 at Air Force Academy W 73-66  
 F27 \*at UTEP W 100-77  
 F29 \*at New Mexico State L 46-76  
 M5 \*at Arizona State L 71-76

\* Border Conference game (4-6, 4th)

**1960-61**  
**Won 11, Lost 15**

**Coach: Fred A. Enke**  
 D2 Colorado L 72-82  
 D3 Colorado L 60-83  
 D6 Northern Arizona W 78-59  
 D8 Cal State-Los Angeles W 92-90  
 D13 Eastern New Mexico W 118-66  
 D16 at New Mexico L 73-79  
 D17 at Air Force Academy L 67-76  
 D19 at Iowa L 64-105  
 D21 at Nebraska L 55-79  
 D27 at UC-Santa Barbara (ot) W 80-75  
 D29 Idaho State L 64-75  
 J4 Regis W 79-61  
 J7 \*UTEP W 74-71

\* Border Conference game (4-6, 4th)

J9	*New Mexico State	L	64-89
J12	at UCLA	L	68-90
J25	at Northern Arizona	W	67-49
J26	*at West Texas State	W	81-77
J30	*at Hardin-Simmons	L	80-84
F4	*at Arizona State	L	78-94
F11	*West Texas State	W	66-63
F13	*Hardin-Simmons	W	83-68
F18	*at UTEP	W	74-65
F20	*at New Mexico State	L	68-73
F25	*Arizona State	L	75-94
M3	at UC-Santa Barbara	L	60-76
M4	at Cal State-Los Angeles	L	76-107

**1961-62  
Won 12, Lost 14**

<b>Coach: Bruce Larson</b>			
D1	Utah	L	62-71
D2	Utah State	L	54-67
D5	Northern Arizona	W	70-52
D8	at Colorado	L	51-72
D9	at Colorado	L	57-60
D15	Pittsburgh (I)	L	58-83
D16	Duke (I)	L	47-78
D18	at Kansas State	L	43-59
D22	Northern Colorado	W	77-50
D23	New Mexico	W	85-63
D29	Brigham Young	W	60-58
D30	Denver	W	71-57
J4	Hardin-Simmons	W	101-62
J6	West Texas State	W	76-68
J11	at New Mexico State	L	55-68
J13	at UTEP (ot)	L	56-57
J20	Arizona State	L	67-73
J31	Cal State-Los Angeles	W	80-60
F3	New Mexico State	W	68-67
F5	UTEP	W	57-52
F10	at Hardin-Simmons	W	86-74
F12	at West Texas State	L	72-87
F17	at Northern Arizona	W	68-59
F23	Air Force Academy	L	63-70
F24	at Western New Mexico	L	71-74
F27	at Arizona State	L	53-67

**1962-63  
Won 13, Lost 13**

<b>Coach: Bruce Larson</b>			
D1	Fresno State	W	75-67
D3	at Wisconsin	W	51-46
D8	Northern Arizona	W	62-60
D14	at Colorado State	L	65-75
D15	at Air Force Academy	L	46-57
D19	Idaho State	W	57-51
D22	Colorado	W	60-52
D26	Iowa (I)	L	56-57
D27	Washington State (I)	W	67-57
D29	Seattle (I)	L	59-75
J2	Hamline	W	82-47
J4	at UTEP	L	55-76
J5	at New Mexico State (ot)	W	63-59
J11	*Utah (ot)	L	50-52
J12	*Brigham Young	L	75-80
J17	*at Wyoming	L	72-84
J18	*at New Mexico	L	48-59
J30	at Northern Arizona	W	71-63
F2	New Mexico State	W	63-40
F4	UTEP	L	50-65
F9	*at Arizona State	L	54-73
F15	*at Brigham Young	L	72-77
F16	*at Utah	W	74-70
F22	*New Mexico	W	49-46
F23	*Wyoming	W	84-63
F24	*Arizona State	L	53-58

**1963-64  
Won 15, Lost 11**

<b>Coach: Bruce Larson</b>			
<b>Evansville Tournament Champions</b>			
D4	Evansville	L	58-61
D6	at Colorado	L	60-75
D7	at Colorado State	L	45-57
D10	Denver	W	74-64
D13	San Jose State	W	63-44
D14	Northern Arizona	W	96-57
D18	California	W	64-58
D21	at Utah State	L	60-64
D27	Maryland (I)	W	57-54
D28	Evansville (I)	W	78-61
D30	at Bradley	L	59-67
J6	Seattle	W	59-53
J10	Colorado State	W	57-55
J11	New Mexico State	W	72-40
J16	*at New Mexico	L	50-59
J18	*at Wyoming	L	69-71
J30	at Northern Arizona	W	83-71
F1	USC	W	71-63
F8	*Arizona State	L	66-67
F14	*Utah	W	85-72
F15	*Brigham Young	W	80-67
F21	*Wyoming	W	81-69
F22	*New Mexico	W	54-46
F28	*at Utah	L	73-86
F29	*at Brigham Young	L	71-84
M4	*at Arizona State	L	69-72

\* Western Athletic Conference game (4-6, 4th)

(I) at Evansville Tournament, Evansville, Ind.

**1964-65  
Won 17, Lost 9**

<b>Coach: Bruce Larson</b>			
D1	at Seattle	W	76-71
D4	Pepperdine	W	78-49
D7	Texas Tech	W	77-75
D11	at California	L	55-57
D12	at San Jose State	L	59-66
D19	Cal State-Hayward	W	86-44
D23	UTEP	W	77-40
D28	UCLA (I)	L	79-99
D29	Washington (I)	W	77-63
D30	USC (I)	W	57-55
J7	*at Wyoming (ot)	W	62-60
J9	*at New Mexico	L	42-64
J11	Northern Arizona	W	81-50
J15	*Brigham Young	W	75-73
J16	*Utah	W	57-48
J27	at Northern Arizona	W	89-63
J28	San Francisco	W	71-56
J30	Memphis State	W	99-64
F3	Bradley (3 ot)	W	85-83
F6	at UTEP	L	39-51
F13	*at Arizona State	L	69-76
F19	*Wyoming	W	78-77
F20	*New Mexico	L	66-70
F26	*at Brigham Young	L	88-102
F27	*at Utah	L	72-100
M3	*Arizona State	W	97-87

**1965-66  
Won 15, Lost 11**

<b>Coach: Bruce Larson</b>			
D1	at Northern Arizona	W	74-69
D4	at Memphis State	W	94-69
D6	at Texas Tech	L	72-77
D9	Pacific	W	71-61
D11	Northern Arizona	W	68-58
D15	Seattle	W	73-64
D20	Colorado (3 ot)	L	73-77
D22	San Jose State	W	56-47
D27	at Denver	L	70-72
D29	California (I)	W	62-58
D30	Seattle (I) (ot)	L	74-79
J7	*at Utah	L	78-87
J8	*at Brigham Young	L	74-87
J15	Southern Illinois	W	82-62
J22	*Arizona State	L	65-68
J28	Stanford	W	94-54
J31	at UCLA	L	67-84
F4	*New Mexico (2 ot)	W	83-77
F5	*Wyoming	W	76-70
F10	at UTEP (ot)	L	72-81
F12	Cal Poly-Pomona	W	79-70
F18	*Utah	W	71-68
F19	*Brigham Young	W	76-62
F26	*at Arizona State	W	91-80
M3	*at New Mexico	L	69-83
M5	*at Wyoming	L	66-104

**1966-67  
Won 8, Lost 17**

<b>Coach: Bruce Larson</b>			
D2	at San Jose State	W	79-68
D3	at San Francisco	L	46-60
D7	Hardin-Simmons	W	80-65
D9	Texas Tech	W	64-49
D12	Weber State	W	62-57
D15	Northern Arizona	L	67-82
D17	at Colorado	L	74-91
D19	at Stanford	L	67-82
D23	Harvard	W	59-58
D27	Illinois (I)	L	77-93
D29	Arkansas (I)	L	61-65
D30	Wisconsin (I)	L	77-104
J7	*at Arizona State	L	67-73
J13	*Brigham Young	L	64-77
J14	*Utah	W	74-70
J19	Phillips Oilers (Ex.)	W	74-107
J30	at Northern Arizona	L	75-82
F2	*at Wyoming	L	73-75
F4	*at New Mexico	L	50-81
F9	UTEP	L	65-75
F11	New Mexico State	L	61-66
F13	Japanese Olympic Team (Ex.)	W	82-65
F17	*New Mexico	W	70-64
F18	*Wyoming	L	59-68
F25	*Arizona State	W	92-65
M3	*at Utah	L	72-88
M4	*at Brigham Young	L	58-70

**1967-68  
Won 11, Lost 13**

<b>Coach: Bruce Larson</b>			
D1	San Jose State	W	94-59
D4	Weber State	W	73-67
D7	Northern Arizona	W	82-74
D9	at UTEP (ot)	L	66-67
D15	at Creighton	L	66-70
D16	at Southern Illinois	W	65-50
D18	Colorado	W	76-67

D22	Houston	L	76-81
D23	North Texas State	L	62-65
D27	St. Francis, Pa. (I)	L	71-85
D28	Villanova (I)	L	59-75
J6	*Arizona State	W	74-69
J12	*at Brigham Young	L	62-72
J13	*at Utah	L	77-83
J19	Air Force	W	75-68
J30	Northern Arizona	W	75-68
F2	*Wyoming	L	85-90
F3	*New Mexico	W	69-68
F9	at New Mexico State	L	75-93
F17	*at Arizona State	L	61-78
F22	*at New Mexico	L	74-102
F24	*at Wyoming	L	69-79
M1	*Utah	W	89-79
M2	*Brigham Young	W	96-85

**1968-69  
Won 17, Lost 10**

<b>Coach: Bruce Larson</b>			
D3	Northern Arizona	W	86-69
D5	at Houston	L	64-85
D7	at Texas Tech (ot)	W	85-80
D11	New Mexico State	L	72-78
D14	at Northern Arizona	L	73-76
D17	Evansville	W	102-88
D19	at Colorado	L	69-70
D23	Nebraska	W	68-63
D26	Purdue (I)	L	72-98
D28	Stanford (I)	W	75-64
D30	West Virginia (I)	W	77-60
J3	Idaho State	W	92-48
J4	Seattle	W	75-66
J7	Eastern Michigan	W	89-72
J11	*at Arizona State	W	81-80
J16	Creighton	W	72-63
J23	*Brigham Young	W	76-70
J25	*Utah	W	90-64
J31	Loyola Marymount	W	93-65
F1	UTEP	W	75-66
F6	*at Wyoming	L	72-73
F8	*at New Mexico	L	74-79
F13	*at Utah	L	75-105
F15	*at Brigham Young	L	66-75
F20	*New Mexico	W	77-75
F22	*Wyoming (ot)	L	67-68
M1	*Arizona State	W	90-73

**1969-70  
Won 12, Lost 14**

<b>Coach: Bruce Larson</b>			
D1	at UCLA	L	65-90
D4	Weber State	W	72-68
D8	Baylor	W	81-76
D12	Iowa State	W	78-65
D15	Texas Tech	L	80-85
D18	at North Texas State	L	83-98
D20	at Nebraska	L	69-79
D26	Jacksonville (I)	L	72-104
D27	Fordham (I)	L	74-82
J2	at New Mexico State	L	76-95
J5	Florida State	L	78-87
J8	*Brigham Young	W	90-77
J10	*Utah	L	74-79
J15	*at UTEP	L	59-73
J17	*at New Mexico	W	78-72
J24	Northern Arizona	W	94-76
J29	*Colorado State	W	75-69
J31	*Wyoming	W	81-70
F7	*Arizona State	W	97-75
F12	*at Utah	L	75-92
F14	*at Brigham Young	L	78-93
F19	*New Mexico	W	80-78
F21	*UTEP	W	86-72
F26	*at Wyoming	L	74-93
F28	*at Colorado State	L	80-94
M4	*at Arizona State	W	90-89

**1970-71  
Won 10, Lost 16**

<b>Coach: Bruce Larson</b>			
<b>Poinsettia Classic Champions</b>			
D1	at Seattle	W	78-74
D4	California	L	79-87
D5	Butler	W	108-92
D9	at New Mexico State	L	74-76
D11	at Baylor	L	91-101
D12	at Texas Tech	L	67-79
D18	San Jose State	W	100-77
D22	at Northern Arizona	W	85-70
D28	Texas A&M (I)	W	90-76
D29	Mississippi State (I)	W	77-75
D31	at Florida State	L	85-95
J4	DePauw	W	105-68
J7	*at Colorado State	L	65-90
J9	*at Wyoming	L	65-91
J16	*at Arizona State	L	83-112
J28	*Utah	L	86-99
J30	*Brigham Young	W	81-76
F4	*at New Mexico	L	77-81
F6	*at UTEP	L	66-80
F12	*Wyoming	W	98-81

F13	*Colorado State	L	71-74
F20	*Arizona State	L	83-95
F26	*at Brigham Young	L	83-95
F27	*at Utah	L	91-102
M5	*UTEP	W	82-77
M6	*New Mexico	L	83-93

**1971-72  
Won 6, Lost 20**

<b>Coach: Bruce Larson</b>			
D2	at Iowa State	L	54-71
D4	at California	L	76-79
D6	UC-Riverside##	W	73-72
D9	San Diego State##	L	67-69
D13	at New Mexico State	L	73-89
D17	Cal. State-Los Angeles##	L	81-86
D20	South Alabama#	L	66-76
D22	San Francisco##	L	62-70
D27	UC-Santa Barbara##	L	63-97
D29	Ohio State (I)	L	47-90
D30	Texas (I)	L	69-86
J7	*at Utah	W	78-76
J8	*at Brigham Young	L	67-88
J14	*Colorado State	W	78-74
J15	*Wyoming	W	75-66
J22	Northern Arizona##	W	70-65
J28	*at UTEP	L	50-68
J29	*at New Mexico	L	55-61
F5	*Arizona State	L	78-91
F11	*Brigham Young	L	78-89
F12	*Utah	L	73-82
F18	*at Wyoming	L	55-71
F19	*at Colorado State	L	67-87
F24	*New Mexico	W	53-51
F26	*UTEP	L	48-63
M4	*at Arizona State	L	75-83

**1972-73  
Won 16, Lost 10**

<b>Coach: Fred Snowden</b>			
N29	Cal State-Bakersfield	W	94-87
D2	at San Francisco	L	75-94
D4	at Stanford</		

# YEAR-BY-YEAR RESULTS



**1974-75**  
**Won 22, Lost 7**  
**Coach: Fred Snowden**  
**Fiesta Bowl Classic Champions**  
**National Commissioners' Invitational Tournament Participants**

N29	Northern Illinois	W	103-85
D4	UC-Davis	W	84-58
D7	at San Diego State	W	81-79
D10	Nevada-Las Vegas	W	85-80
D13	Illinois (1)	W	78-66
D14	Kansas State (2)	W	67-65
D21	Colorado	W	94-63
D27	California (3)	L	82-84
D28	Columbia (3)	W	94-73
D30	Stanford	W	80-67
J4	at Texas Tech (ot)	W	62-61
J6	Northern Arizona	W	78-77
J10	*at Utah (ot)	L	74-75
J11	*at Brigham Young	W	83-66
J17	*New Mexico	W	67-49
J18	*UTEP	W	69-57
J24	*at Wyoming	L	61-65
J25	*at Colorado State	W	85-82
F1	*Arizona State	L	81-83
F14	*Brigham Young	W	97-81
F15	*Utah	W	93-89
F21	*at UTEP	L	61-68
F22	*at New Mexico	W	58-56
F28	*Colorado State	W	107-97
M1	*Wyoming	W	92-74
M8	*at Arizona State	L	92-107
M13	East Carolina (4)	W	94-78
M15	Purdue (4)	W	102-96
M16	Drake (4)	L	76-83

\* Western Athletic Conference game (9-5, 3rd)  
 (1) at Fiesta Bowl Classic, Tucson, Ariz.  
 (2) at Fiesta Bowl Classic, Tempe, Ariz.  
 (3) at Old Dominion Classic, Norfolk, Va.  
 (4) at National Commissioners' Invitational Tour., Louisville, Ky.

**1975-76**  
**Won 24, Lost 9**  
**Coach: Fred Snowden**  
**Western Athletic Conference Champions**  
**NCAA Tournament Participants**

N21	Oregon State	W	96-67
D1	Midwestern	W	119-80
D3	Idaho	W	88-62
D6	Northern Arizona	W	98-81
D8	at Kansas State	L	61-71
D10	at Nevada-Las Vegas	L	94-98
D12	Idaho St. (1)	L	82-87
D13	SMU (2)	W	83-81
D20	at Illinois	L	60-66
D22	Old Dominion	W	88-74
D27	Cincinnati (3)	W	71-64
D29	Iowa (3)	L	80-82
D30	Hawaii (3)	W	84-74
J6	Cal State-Fullerton	W	85-70
J10	Detroit	W	106-76
J16	*Brigham Young	W	79-78
J17	*Utah	W	87-77
J23	*at UTEP	L	42-61
J24	*at New Mexico	W	80-79
J27	Portland State	W	114-94
J30	*Colorado State	W	94-76
J31	*Wyoming	W	64-57
F7	*at Arizona State	L	63-67
F13	*at Utah	W	89-76
F14	*at Brigham Young (ot)	L	74-79
F20	*New Mexico (ot)	W	67-65
F21	*UTEP	W	64-45
F27	*at Wyoming	W	74-66
F28	*at Colorado State	W	78-72
M6	*Arizona State	W	77-72
M13	Georgetown (4)	W	83-76
M18	Nevada-Las Vegas (5) (ot)	W	114-109
M20	UCLA (5)	L	66-82

\* Western Athletic Conference game (11-3, 1st)  
 (1) at Fiesta Bowl Classic, Tempe, Ariz.  
 (2) at Fiesta Bowl Classic, Tucson, Ariz.  
 (3) at Rainbow Classic, Honolulu, Hawaii  
 (4) at NCAA Tournament, Tempe, Ariz.  
 (5) at NCAA West Regional, Los Angeles, Calif.

**1976-77**  
**Won 21, Lost 6**  
**Coach: Fred Snowden**  
**NCAA Tournament Participants**

N23	Yugoslavia (Ex.)	W	85-71
N26	Arizona State (ot)	W	92-91
N29	Cal. State-Fullerton	W	91-80
D2	at Oregon State	W	81-73
D4	Idaho	W	95-40
D8	Adams State	W	115-55
D10	Northwestern	W	78-64
D11	Pacific	W	78-60
D18	at Detroit	L	68-70
D22	at Purdue	W	85-76
D27	Stanford	W	90-82
D30	SMU	W	117-85
J6	San Diego State	W	80-77
J13	*at New Mexico	W	89-87
J15	*at UTEP	L	59-60
J20	*Utah	W	102-98
J22	*Brigham Young	W	113-85
J28	*at Wyoming	L	68-69

J29	*at Colorado State	W	77-72
F5	*Arizona State	W	99-83
F11	*UTEP	W	67-60
F12	*New Mexico	W	88-84
F17	*at Brigham Young	W	64-62
F19	*at Utah	L	61-76
F24	*Colorado State	W	91-86
F26	*Wyoming	W	88-63
M5	*at Arizona State (ot)	L	89-95
	Moscow Red Army (Ex.)		80-96
M12	Southern Illinois (1)	L	77-81
	* Western Athletic Conference game (10-4, 2nd)		
	(1) at NCAA Tournament, Omaha, Neb.		

**1977-78**  
**Won 15, Lost 11**  
**Coach: Fred Snowden**

N26	at Arizona State	W	72-70
N28	at Illinois	L	107-113
D2	at San Diego State	W	80-79
D5	Northern Arizona	W	76-65
D9	Houston	W	81-80
D10	Purdue	L	78-80
D17	Harvard	W	83-60
D20	Eastern Michigan	W	92-78
D23	Pepperdine	W	110-65
D29	at UCLA	L	63-85
J6	Grand Canyon	W	78-66
J8	Athletes in Action (Ex.)	W	83-82
J13	*UTEP	W	74-60
J14	*New Mexico	L	81-93
J19	*at Brigham Young	L	86-87
J21	*at Utah	L	92-101
J24	Nevada-Las Vegas	W	114-89
J27	*Colorado State	W	75-63
J28	*Wyoming	W	99-75
F4	*at Arizona State (ot)	L	64-69
F9	*at New Mexico	L	85-103
F11	*at UTEP	W	68-64
F16	*Utah	L	73-83
F18	*Brigham Young	W	104-90
F24	*at Wyoming	L	73-78
F25	*at Colorado State	L	88-95
M4	*Arizona State	W	88-75

**1978-79**  
**Won 16, Lost 11**  
**Coach: Fred Snowden**

N24	Arizona State	L	82-84
N27	at Northwestern (ot)	W	83-80
D2	Windsor (Ex.)	L	100-70
D8	*at Washington State	L	68-74
D9	*at Washington	L	66-75
D13	Grand Canyon	W	90-78
D16	Idaho	W	69-58
D19	at Nevada-Las Vegas	L	79-117
D22	New Mexico	W	107-88
D23	Southwestern Louisiana	W	76-73
D30	Northern Arizona	W	67-63
J4	*Stanford	W	74-64
J6	*California	W	69-64
J12	*at Oregon	L	60-63
J13	*at Oregon State	L	80-116
J18	*UCLA	W	70-69
J22	*USC	W	74-72
J27	*at Arizona State	L	68-76
F2	*at California	W	83-75
F3	*at Stanford	W	63-62
F8	*Oregon State	L	79-93
F10	*Oregon (ot)	W	69-67
F15	*at USC	L	67-70
F17	*at UCLA	L	86-110
F24	*Arizona State	W	85-80
F26	at New Mexico	L	98-129
M1	*Washington	W	71-68
M3	*Washington State	W	78-72

**1979-80**  
**Won 12, Lost 15**  
**Coach: Fred Snowden**

N23	Athletes in Action (Ex.)	L	62-68
N30	at Houston	L	72-74
D3	San Jose State	W	72-70
D4	Midwestern (2ot)	W	93-85
D8	Grand Canyon	W	69-60
D15	Idaho State	W	89-83
D17	Fresno State	W	65-61
D20	*Washington	W	67-65
D22	*Washington State	L	57-59
D27	at Arizona State	L	78-85
D29	Lamar	W	61-57
D31	Kansas	L	60-78
J3	*at California	W	89-81
J5	*at Stanford	L	80-99
J10	*Oregon State	L	72-77
J12	*Oregon	L	73-90
J19	*at USC	W	86-83
J21	*at UCLA	L	59-69
J26	*Arizona State	L	72-97
J31	*Stanford (ot)	W	95-88
F2	*California	W	65-62
F7	*at Oregon	L	62-76
F9	*at Oregon State	L	63-73
F14	*USC	W	74-65
F16	*UCLA	L	78-90
F23	*at Arizona State	L	72-78
F28	*at Washington	L	72-76

M1	*at Washington State	L	71-74
	* Pacific-10 Conference game (6-12, 6th)		

**1980-81**  
**Won 13, Lost 14**  
**Coach: Fred Snowden**

N28	Cal. State-Hayward	W	101-69
D1	Fresno State	L	65-77
D3	Athletes in Action (Ex.)	L	69-65
D6	Kansas State	L	53-55
D9	at Fresno State	L	60-70
D12	UC-Riverside	W	103-61
D20	Charleston, W.Va.	W	93-70
D26	UC-Santa Barbara (1)	W	87-58
D27	Lamar (1)	L	61-63
D30	Grand Canyon	W	74-60
J3	*Oregon	W	73-70
J5	*Oregon State	L	49-61
J8	*at Washington	W	84-77
J10	*at Washington State	L	71-80
J17	*UCLA	L	76-79
J19	*USC	L	63-67
J24	*at Arizona State	L	65-83
J30	*at Stanford	W	91-81
J31	*at California	W	73-71
F5	*Washington State	W	77-73
F7	*Washington (ot)	W	68-66
F12	*at UCLA	L	79-90
F14	*at USC	L	71-81
F21	*Arizona State	L	66-71
F26	*California	W	83-72
F28	*Stanford	W	73-69
M5	*at Oregon State	L	62-80
M7	*at Oregon	L	75-79

\* Pacific-10 Conference game (8-10, T5th)  
 (1) at Copper State Classic, Tucson, Ariz.

**1981-82**  
**Won 9, Lost 18**  
**Coach: Fred Snowden**

N27	People's Republic of China (Ex.)	W	93-68
D3	UNLV	L	49-69
D5	Providence	W	62-58
D7	at Kansas	L	57-86
D9	at Kansas State	L	55-63
D18	Illinois Wesleyan	W	82-57
D19	New Mexico	W	67-63
D23	U.S. International	W	71-63
D28	Montana State (1)	W	64-59
D29	Minnesota (1)	L	62-91
J2	*at Oregon	L	88-97
J4	*at Oregon State	L	55-68
J8	*Washington (ot)	L	57-60
J9	*Washington State	L	53-59
J15	*at USC	L	67-89
J16	*at UCLA	L	56-65
J23	*Arizona State	L	54-55
J30	*California	L	73-85
F1	*Stanford	W	61-54
F4	*at Washington State	W	58-56
F6	*at Washington	L	62-86
F12	*UCLA	L	73-88
F13	*USC (ot)	L	59-60
F20	*at Arizona State	L	56-82
F26	*at California	L	59-63
F27	*at Stanford	W	72-67
M5	*Oregon State	L	64-92
M6	*Oregon	W	96-78

\* Pacific-10 Conference game (4-14, T8th)  
 (1) at Pillsbury Classic, Minneapolis, Minn.

**1982-83**  
**Won 4, Lost 24**  
**Coach: Ben Lindsey**

N26	at Houston (1)	L	63-104
N28	Tex.-San Antonio (1)	L	56-57
D1	Florida International	W	79-68
D4	at New Mexico	L	73-101
D6	at Nevada-Las Vegas	L	70-88
D8	at Tennessee	L	73-92
D11	Iowa State	L	66-80
D20	Northern Arizona	W	66-53
D23	San Diego State	W	46-44
D27	Illinois Wesleyan	L	64-67
J3	Athletes in Action (Ex.)	L	68-79
J6	*USC	L	67-74
J8	*UCLA	L	87-92
J13	*at Washington	L	61-74
J15	*at Washington State	L	64-86
J22	*at Oregon State	L	69-82
J29	*Oregon State	L	54-72
J31	*Oregon	L	84-86
F5	*at California	L	57-59
F7	*at Stanford	L	69-86
F10	*Washington State	L	65-75
F12	*Washington	L	72-80
F19	*Arizona State	L	70-77
F24	*at Oregon (ot)	L	57-63
F26	*at Oregon State	L	56-81
M3	*Stanford	W	74-73
M5	*California	L	59-84
M10	*at UCLA	L	58-111
M12	*at USC	L	70-72

\* Pacific-10 Conference game (1-17, 10th)  
 (1) at Kettle Classic, Houston, Texas

**1983-84**  
**Won 11, Lost 17**  
**Coach: Lute Olson**

N19	Athletes in Action(Ex.)	W	72-87
N25	Northern Arizona	W	72-65
D1	Cal. State-Fullerton	L	66-67
D3	at Providence	L	69-72
D5	at Iowa State	L	63-75
D10	Pan American	L	60-65
D17	at San Diego State	L	80-90
D23	Tennessee	L	49-61
D27	Texas Tech (1) (ot)	W	51-49
D28	UTEP (1) (ot)	L	49-51
D30	Fort Hays State	W	81-64
J5	*at USC	L	61-71
J7	*UCLA	L	58-61
J12	*Washington	L	53-55
J14	*Washington State	L	49-51
J20	*Arizona State	W	71-49
J26	*at Oregon	L	55-69
F2	*California	W	56-50
F4	*Stanford	L	66-74
F11	*at Washington	L	51-56
F13	*at Oregon State	W	48-53
F17	*at Arizona State	W	65-64
F23	*Oregon (ot)	W	75-67
F25	*Oregon State	W	69-58
F27	*USC	W	55-49
M1	*at Stanford	W	87-76
M3	*at California	L	62-70
M8	*at UCLA	L	60-68
M10	*at Washington State	W	86-68

\* Pacific-10 Conference game (8-10, T5th)  
 (1) at Sun Bowl Tournament, El Paso, Texas

**1984-85**  
**Won 21, Lost 10**  
**Coach: Lute Olson**  
**NCAA Tournament Participants**

N23	Houston Baptist	W	63-56
N30	Tulsa	W	84-80
D1	San Jose State	W	79-44
D4	Loyola Marymount	W	82-75
D8	at Northern Arizona	W	82-61
D10	at Pan American	W	85-60
D15	San Francisco State	W	107-75
D17	Minnesota	L	79-88
D20	at New Mexico	L	58-59
D26	at Hawaii-Hilo	W	99-75
D29	Missouri (1)	L	73-76
D30	Hawaii-Pacific (1)	W	80-66
J5	*at Arizona State	W	61-60

D14	New Mexico	W	70-55
D21	at Utah	L	68-76
D27	Princeton (2)	W	54-41
D28	Boston College (2)	W	71-61
J2	Hawaii-Hilo	W	104-71
J4	*Arizona State	W	62-53
J9	*Stanford	W	77-69
J12	*California (2ot)	W	79-72
J16	*at USC	L	62-63
J18	at Miami, Fla. (ot)	W	81-74
J23	*Oregon State (ot)	W	63-62
J25	*Oregon	W	85-68
J30	*at Washington State (ot)	L	63-65
F1	*at Washington	W	70-57
F6	*at California	W	61-52
F8	*at Stanford	L	56-62
F13	*UCLA	W	85-60
F15	*USC	W	71-62
F20	*at Oregon	W	65-59
F22	*at Oregon State	W	55-53
F27	*Washington	W	77-56
M1	*Washington State	W	62-61
M3	*at UCLA	W	88-76
M9	*at Arizona State	L	63-70
M14	Auburn	L	63-73

\* Pacific-10 Conference game (14-4, 1st)

(1) at Great Alaska Shootout, Anchorage, Alaska

(2) at Valley Bank Fiesta Bowl Classic, Tucson, Ariz.

(3) at NCAA Tournament, Long Beach, Calif.

<b>1986-87</b>			
<b>Won 18, Lost 12</b>			
<b>Coach: Lute Olson</b>			
<b>Valley Bank Fiesta Bowl Classic Champions</b>			
<b>NCAA Tournament Participants</b>			
N21	at UNLV (1)	L	87-92
D4	at San Diego State	W	110-78
D6	Utah	L	67-68
D8	at Northern Arizona	W	76-69
D10	Hawaii-Pacific	W	105-85
D13	at Georgetown	L	74-82
D27	St. Bonaventure (2)	W	70-64
D29	Texas Tech (2)	W	53-40
J2	*at Oregon State	W	54-48
J3	*at Oregon (ot)	L	54-55
J8	*USC	W	78-44
J11	*UCLA	L	83-84
J15	*at Washington State	W	96-59
J17	*at Washington	W	73-72
J19	*Stanford	W	77-70
J22	*California (2ot)	L	81-82
J24	at Illinois	L	63-82
J29	*at Arizona State	W	82-67
J31	*Arizona State	W	66-54
F5	*Oregon	W	68-53
F7	Iowa	L	80-89
F12	*at UCLA	L	65-81
F14	*Oregon State	W	71-61
F17	*at USC	W	73-61
F19	*Washington State	W	84-58
F21	*Washington	W	81-70
F26	*at Stanford	L	73-75
M1	*at California	W	70-51
M6	Oregon (3)	L	63-72
M13	UTEP (4) (ot)	L	91-98

\* Pacific-10 Conference game (13-5, 2nd)

(1) at Big Apple N.I.T., Las Vegas, Nev.

(2) at Valley Bank Fiesta Bowl Classic, Tucson, Ariz.

(3) at Pac-10 Conference Tour, Los Angeles, Calif.

(4) at NCAA Tournament, Tucson, Ariz.

<b>1987-88</b>			
<b>Won 35, Lost 3</b>			
<b>Coach: Lute Olson</b>			
<b>Great Alaska Shootout Champions</b>			
<b>Valley Bank Fiesta Bowl Classic Champions</b>			
<b>Pacific-10 Conference Champions</b>			
<b>Pac-10 Conference Tournament Champions</b>			
<b>NCAA Tournament Participants (Final Four)</b>			
N27	Duquesne (1)	W	133-78
N28	Michigan (1)	W	79-64
N30	Syracuse (1)	W	80-69
D4	Long Beach State	W	94-62
D6	Pepperdine	W	73-68
D8	Northern Arizona	W	77-59
D12	at Iowa	W	66-59
D16	Arkansas-Little Rock	W	77-53
D20	*at Washington	W	110-71
D22	*at Washington State	W	89-55
D29	Michigan State (2)	W	78-58
D30	Duke (2)	W	91-85
J2	at New Mexico	L	59-61
J7	*California	W	80-51
J9	*Stanford	W	90-65
J14	*at Oregon State	W	70-48
J16	*at Oregon	W	70-54
J21	*USC	W	92-48
J24	*UCLA	W	86-74
J28	*Arizona State	W	99-59
J30	Illinois	W	78-70
F4	*at Stanford	L	74-82
F7	*at California	W	74-62
F11	*Oregon	W	89-57
F14	*Oregon State	W	77-62
F18	*at USC	W	103-68
F20	*at UCLA (ot)	W	78-76
F27	*at Arizona State	W	101-73
M3	*Washington State	W	79-41
M5	*Washington	W	89-71

M11	California (3)	W	88-64
M12	Stanford (3)	W	97-83
M13	Oregon State (3)	W	93-67
M18	Cornell (4)	W	90-50
M20	Seton Hall (4)	W	84-55
M25	Iowa (5)	W	99-79
M27	North Carolina (5)	W	70-52
A2	Oklahoma (6)	L	78-86

\* Pacific-10 Conference game (17-1, 1st)

(1) at Great Alaska Shootout, Anchorage, Alaska

(2) at Valley Bank Fiesta Bowl Classic, Tucson, Ariz.

(3) at Pac-10 Conference Tour, Tucson, Ariz.

(4) at NCAA Tournament, Los Angeles, Calif.

(5) at NCAA West Regional, Seattle, Wash.

(6) at NCAA Final Four, Kansas City, Mo.

<b>1988-89</b>			
<b>Won 29, Lost 4</b>			
<b>Coach: Lute Olson</b>			
<b>Valley Bank Fiesta Bowl Classic Champions</b>			
<b>Pacific-10 Conference Champions</b>			
<b>Pac-10 Conference Tournament Champions</b>			
<b>NCAA Tournament Participants</b>			
N30	New Mexico	W	80-67
D2	North Carolina (1)	L	72-79
D3	Temple (1)	W	68-50
D10	UNLV	W	86-75
D18	*Washington State	W	76-59
D20	*Washington	W	116-61
D23	*at Oregon State	W	73-69
D28	Loyola-Chicago (2)	W	106-82
D30	Pittsburgh (2)	W	88-62
J5	*at Stanford	L	78-83
J7	*at California	W	64-55
J12	*Oregon State	W	85-64
J14	*Oregon	W	95-71
J19	*at USC	W	97-69
J21	Villanova	W	75-67
J26	*at Arizona State	W	96-71
J29	*Stanford	W	72-52
F2	*California	W	86-59
F5	*at Washington	W	85-68
F9	*at Oregon	W	78-57
F12	at Oklahoma	L	80-82
F16	*USC	W	93-70
F18	*UCLA	W	102-64
F23	*Arizona State	W	109-74
F26	Duke (3)	W	77-75
M2	*at Washington State	W	74-48
M4	*at UCLA	W	89-86
M10	Washington State (4)	W	62-54
M11	Oregon State (4)	W	98-87
M12	Stanford (4)	W	73-51
M16	Robert Morris (5)	W	94-60
M18	Clemson (5)	W	94-68
M23	UNLV (6)	L	67-68

\* Pacific-10 Conference game (17-1, 1st)

(1) at Tournament of Champions, Charlotte, N.C.

(2) at Valley Bank Fiesta Bowl Classic, Tucson, Ariz.

(3) at Meadowlands Arena, East Rutherford, N.J.

(4) at Pac-10 Conference Tour, Inglewood, Calif.

(5) at NCAA Tournament, Boise, Idaho

(6) at NCAA West Regional, Denver, Colo.

<b>1989</b>			
<b>European Tour (All Exhibition Games)</b>			
<b>Won 6, Lost 3</b>			
<b>Coach: Lute Olson</b>			
My16	Villeurbane, France	W	105-96
My18	Limoges, France	L	86-89
My20	W. Ger. Natl. @ Limburg	W	91-89
My22	W. Ger. Natl. @ Sindelfingen	L	83-85
My24	Estudiantes @ Madrid	W	99-95
My27	CajaCanarias @ Santa Cruz de la Palma (Canary I.)	W	99-84
My29	CajaCanarias @ Santa Cruz de Tenerife (Canary I.)	W	99-73
My31	Cran Canaria, Las Palmas	W	99-74
Jn4	Spanish Natl. at Zaragoza	L	77-99

<b>1989-90</b>			
<b>Won 25, Lost 7</b>			
<b>Coach: Lute Olson</b>			
<b>Hall of Fame Tip-Off Classic Champions</b>			
<b>Valley Bank Fiesta Bowl Classic Champions</b>			
<b>Pacific-10 Conference Co-Champions</b>			
<b>Pac-10 Conference Tournament Champions</b>			
<b>NCAA Tournament Participants</b>			
N25	Michigan (1)	W	82-75
N30	*at Oregon	L	63-68
D2	*at Oregon State	L	61-84
D6	Northern Arizona	W	84-37
D19	Miami, Fla.	W	83-53
D28	Penn State (2)	W	74-55
D30	Purdue (2)	W	85-66
J2	*California (ot)	W	71-70
J4	*Washington	W	65-51
J6	*Washington State	W	81-61
J11	*at USC	W	90-75
J13	*at UCLA	L	67-73
J17	*at Arizona State	W	70-61
J20	Oklahoma	W	78-74
J25	*Stanford	W	68-61
J27	at Pittsburgh	L	92-100
F1	*at Washington State	W	86-62
F3	*at Washington	W	75-60
F8	*USC	W	95-70

F10	*UCLA	W	83-74
F15	*Arizona State	W	71-50
F18	at Nevada-Las Vegas	L	87-95
F21	*at California	W	93-68
F23	*at Stanford	W	80-61
F25	at Duke	L	76-78
M1	*Oregon	W	84-58
M3	*Oregon State	W	87-60
M9	USC (3)	W	80-57
M10	Stanford (3)	W	85-61
M11	UCLA (3)	W	94-78
M16	South Florida (4)	W	79-67
M18	Alabama (4)	L	55-77

\* Pacific-10 Conference game (15-3, 1st)

(1) at Hall of Fame Tip-Off Classic, Springfield, Mass.

(2) at Valley Bank Fiesta Bowl Classic, Tucson, Ariz.

(3) at Pac-10 Conference Tour, Tempe, Ariz.

(4) at NCAA Tournament, Long Beach, Calif.

<b>1990-91</b>			
<b>Won 28, Lost 7</b>			
<b>Coach: Lute Olson</b>			
<b>Dodge Preseason N.I.T. Champions</b>			
<b>Valley Bank Fiesta Bowl Classic Champions</b>			
<b>Pacific-10 Conference Champions</b>			
<b>NCAA Tournament Participants</b>			
N14	Austin Peay (1)	W	122-80
N16	East Tennessee State (1)	W	88-79
N21	Notre Dame (2)	W	91-61
N23	Arkansas (2)	W	89-77
N26	Western Illinois	W	90-51
D1	Long Beach State	W	95-68
D5	at Northern Arizona	W	100-64
D8	at Louisiana State	L	82-92
D23	Providence	W	99-87
D27	Pepperdine (3)	W	80-66
D29	Iowa State (3)	W	102-77
J3	*at Washington	L	56-70
J5	*at Washington State	W	84-71
J10	*USC	W	87-85
J12	*UCLA	W	82-77
J17	*at Arizona State	W	74-71
J19	at Villanova	W	72-64
J24	*at Stanford	W	78-76
J26	*at California	L	78-85
J31	*Washington State	W	84-71
F2	*Washington	W	85-56
F7	*at USC	L	83-87
F10	*at UCLA (ot)	W	105-94
F13	*Arizona State	W	71-50
F17	Georgia Tech (4)	L	56-62
F21	*California	W	100-63
F24	Duke (2ot)	W	103-96
F26	*Stanford	W	89-51
F28	*at Oregon State	W	103-65
M2	*at Oregon	L	58-62
M7	*Oregon State	W	82-67
M9	*Oregon	W	107-65
M14	St. Francis, Pa. (5)	W	93-80
M16	Brigham Young (5)	W	76-61
M21	Seton Hall (6)	L	77-81

\* Pacific-10 Conference game (14-4, 1st)

(1) at Preseason N.I.T., Tucson, Ariz.

(2) at Preseason N.I.T., New York, N.Y.

(3) at Valley Bank Fiesta Bowl Classic, Tucson, Ariz.

(4) at Meadowlands Arena, East Rutherford, N.J.

(5) at NCAA Tournament, Salt Lake City, Utah

(6) at NCAA West Regional, Seattle, Wash.

<b>1991-92</b>			
<b>Won 24, Lost 7</b>			
<b>Coach: Lute Olson</b>			
<b>Hawaii Tip-Off Tournament Champions</b>			
<b>Valley Bank Fiesta Bowl Classic Champions</b>			
<b>7-Up Shootout Champions</b>			
<b>NCAA Tournament Participants</b>			
N29	Dayton (1)	W	84-68
D1	Hawaii (1)	W	85-71
D7	Louisiana State	W	87-67
D14	at New Mexico	W	66-54
D18	Northern Arizona	W	122-81
D21	at Arkansas	L	59-65
D28	Evansville (2)	W	83-76
D30	Rutgers (2)	W	103-80
J2	New Orleans	W	82-64
J5	Santa Clara	W	79-60
J9	*USC	W	107-68
J11	*UCLA &	L	87-89
J16	*at Washington	L	60-62
J18	*at Washington State	W	78-65
J22	*Arizona State	W	92-65
J25	Pittsburgh	W	96-76
J30	*Oregon	W	104-53
F2	*Oregon State	W	86-58
F6	*at Stanford	W	72-70
F9	*at California	W	80-68
F13	*Washington State	W	94-72
F15	*Washington	W	85-51
F20	*at Arizona State	L	74-77
F23	Temple (3)	W	66-60
F27	*at Oregon	W	104-56
F29	*at Oregon State	W	70-62
M5	*California	W	100-77
M7	*Stanford	W	89-83
M12	*at UCLA	L	81-89
M14	*at USC	L	69-70
M20	East Tennessee State (4)	L	80-87

\* Pacific-10 Conference game (13-5, 2nd)

(1) at Hawaii Tip-Off Tourney, Honolulu, Hawaii

(2) at Valley Bank Fiesta Bowl Classic, Tucson, Ariz.  
 (3) at 7-Up Shootout, St. Petersburg, Fla.  
 (4) at NCAA Tournament, Atlanta, Ga.  
 & Broke 71-game homecourt winning streak

<b>1992-93</b>			
<b>Won 24, Lost 4</b>			
<b>Coach: Lute Olson</b>			
<b>Valley Bank Fiesta Bowl Classic Champions</b>			
<b>7-Up Shootout Champions</b>			
<b>Pacific-10 Conference Champions</b>			
<b>NCAA Tournament Participants</b>			
D6	Arkansas	L	80-86
D8	New Mexico	W	89-70
D12	Utah	W	78-64
D22	at Providence	L	66-81
D28	Delaware State (1)	W	92-52
D30	West Virginia (1)	W	75-74
J2	Rhode Island	W	87-79
J7	*at UCLA	W	82-80
J9	*at USC	W	81-73
J14	*Washington	W	93-76
J16	*Washington State	W	87-63
J20	*at Arizona State	W	

# YEAR-BY-YEAR RESULTS



- (3) at Valley Bank Fiesta Bowl Classic, Tucson, Ariz.  
(4) at 7-Up Shootout, Tucson, Ariz.  
(5) at NCAA Tournament, Sacramento, Calif.  
(6) at NCAA West Regional, Los Angeles, Calif.  
(7) at NCAA Final Four, Charlotte, N.C.

## 1994-95

### Won 24, Lost 7

Coach: Lute Olson

Bank One Fiesta Bowl Classic Champions

NCAA Tournament Participants

N24	Minnesota (1)	L	70-72
N25	Alaska-Anchorage (1)	W	107-88
N26	Oklahoma State (1)	W	73-63
N30	Michigan (2)	W	78-57
D6	Florida State	W	96-78
D8	Houston	W	81-67
D12	La Salle	W	92-76
D18	at UTEP	W	75-61
D22	at Syracuse	L	84-94
D28	Richmond (3)	W	95-68
D30	Texas Tech (3)	W	88-82
J5	*at Arizona State	L	52-53
J7	at Rhode Island	W	82-67
J12	*at California	W	99-86
J14	*at Stanford (ot)	W	89-83
J19	*UCLA	L	61-71
J21	*USC	W	94-73
J26	*at Oregon	W	97-89
J28	*at Oregon State	W	111-98
F2	*Washington State	W	84-76
F4	*Washington	W	91-65
F9	*Stanford	W	84-73
F12	*California# (W)	W	72-74
F16	*at USC	W	89-80
F18	*at UCLA	L	70-72
F23	*Oregon State	W	83-69
F25	*Oregon	W	97-76
M2	*at Washington State (2ot)	W	114-111
M4	*at Washington	W	63-54
M11	*Arizona State (2ot)	L	98-103
M16	Miami, Ohio (4)	L	62-71

\* Pacific-10 Conference game (13-5, 2nd)

- (1) at Great Alaska Shootout, Anchorage, Alaska  
(2) at Great Eight, Auburn Hills, Mich.  
(3) at Bank One Fiesta Bowl Classic, Tucson, Ariz.  
(4) at NCAA Tournament, Dayton, Ohio

# Game was changed to a win as a result of California's forfeit, per NCAA sanctions.

## 1995-96

### Won 27, Lost 6

Coach: Lute Olson

Preseason N.I.T. Champions

Bank One Fiesta Bowl Classic Champions

7-Up Shootout Champions

NCAA Tournament Participants

N15	Long Beach State (1)	W	91-57
N17	at Arkansas (2)	W	83-73
N22	Michigan (3)	W	86-79
N24	Georgetown (3)	W	91-81
D2	at Houston	W	73-69
D5	Montana	W	84-66
D9	Towson State	W	90-84
D16	UTEP	W	90-70
D23	Syracuse	L	70-79
D28	Texas A&M (4)	W	88-44
D30	Rutgers (4)	W	79-70
J4	*at California# (W)	W	75-99
J6	*at Stanford	L	71-80
J10	*Arizona State	W	108-76
J18	*USC	W	93-81
J20	*UCLA	W	88-79
J25	*at Oregon State	W	66-59
J27	*at Oregon	W	70-65
F1	*Washington (ot)	L	79-80
F3	*Washington State	W	96-78
F7	*at Arizona State	W	71-69
F11	Cincinnati (5)	W	79-76
F15	*at UCLA	L	75-76
F17	*at USC	W	86-72
F22	*Oregon	W	81-63
F24	*Oregon State	W	84-60
F29	*at Washington State	W	72-62
M3	*at Washington	W	67-65
M7	*Stanford	L	79-85
M9	*California	W	71-68
M15	Valparaiso (6)	W	90-51
M17	Iowa (6)	W	87-73
M22	Kansas (7)	L	80-83

\* Pacific-10 Conference game (13-5, 2nd)

- (1) at Preseason N.I.T., Tucson, Ariz.  
(2) at Preseason N.I.T., Fayetteville, Ark.  
(3) at Preseason N.I.T., New York, N.Y.  
(4) at Bank One Fiesta Bowl Classic, Tucson, Ariz.  
(5) at 7-Up Shootout, Phoenix, Ariz.  
(6) at NCAA Tournament, Tempe, Ariz.  
(7) at NCAA West Regional, Denver, Colo.  
# Game was later changed to a win as a result of California's forfeit, per NCAA sanctions.

## 1996-97

### Won 25, Lost 9

Coach: Lute Olson

Hall of Fame Tip-Off Classic Champions

John Wooden Classic Champions

Bank One Fiesta Bowl Classic Champions

7-Up Shootout Champions

NCAA National Champions

N22	North Carolina (1)	W	83-72
N26	Northern Arizona	W	88-70
D7	at New Mexico	L	77-84
N30	Utah (2)	W	69-61
D9	Texas	W	83-78
D14	Jackson State	W	111-83
D21	at Michigan (ot)	L	71-73
D28	Robert Morris (3)	W	118-54
D30	Pennsylvania (3)	W	93-51
J2	*California	W	81-80
J4	*Stanford	W	76-75
J11	*at Arizona State	W	92-84
J16	*at USC	L	62-75
J18	*at UCLA (ot)	L	78-84
J23	*Oregon State	W	99-48
J25	*Oregon	W	88-68
J30	*at Washington State	W	87-78
F2	*at Washington	L	88-92
F5	*Arizona State	W	87-71
F9	Tulane (4)	W	81-62
F13	*UCLA	L	64-66
F15	*USC	W	101-77
F20	*at Oregon	L	72-78
F22	*at Oregon State	W	74-64
F27	*Washington State	W	100-86
M2	*Washington	W	103-82
M6	*at Stanford	W	80-81
M8	*at California (5)	L	77-79
M13	South Alabama (6)	W	65-57
M15	College of Charleston (6)	W	73-69
M21	Kansas (7)	W	85-82
M23	Providence (7) (ot)	W	96-92
M29	North Carolina (8)	W	66-58
M31	Kentucky (8) (ot)	W	84-79

- \* Pacific-10 Conference game (11-7, 5th)  
(1) at Hall of Fame Tip-Off Classic, Springfield, Mass.  
(2) at John Wooden Classic, Anaheim, Calif.  
(3) at Bank One Fiesta Bowl Classic, Tucson, Ariz.  
(4) at 7-Up Shootout, Phoenix, Ariz.  
(5) at Cow Palace, San Francisco, Calif.  
(6) at NCAA Tournament, Memphis, Tenn.  
(7) at NCAA Southeast Regional, Birmingham, Ala.  
(8) at NCAA Final Four, Indianapolis, Ind.

## 1997

### Australian Tour (All Exhibition Games)

#### Won 5, Lost 4

Coach: Lute Olson

My18 Sydney Kings (Ex.)

My18	Sydney Kings (Ex.)	W	33-30
My19	Australian U-22 @ Gosford	L	85-86
My20	Australian U-22 @ Newcastle	L	76-96
My21	Australian U-22 @ Sydney	W	79-75
My24	Melbourne Tigers	L	114-118
My26	CBA All-Stars @ Frankston	W	89-82
My27	Adelaide 36ers	W	83-81
My30	Perth Wildcats	W	113-111
Jn3	Cairns Marlins	W	96-89
Jn7	Melbourne Magic	L	96-120

## 1997-98

### Won 30, Lost 5

Coach: Lute Olson

Bank One Fiesta Bowl Classic Champions

Pacific-10 Conference Champions

NCAA Tournament Participants

N20	Morgan State	W	115-53
N24	Boston College (1)	W	99-69
N25	Kentucky (1)	W	89-74
N26	Duke (1)	W	87-95
N29	UNC-Asheville	W	97-69
D2	Kansas (2)	L	87-90
D6	at Texas	W	88-81
D8	at Baylor	W	83-68
D13	Coppin State	W	99-82
D23	at Florida State	L	79-84
D28	James Madison (3)	W	92-68
D30	Kansas State (3)	W	125-87
J3	*UCLA	W	87-75
J5	*USC	W	91-72
J8	*at Washington State (4)	W	94-81
J10	*at Washington	W	110-91
J15	*Arizona State	W	127-99
J18	New Mexico	W	89-70
J22	*Oregon	W	87-57
J25	*Oregon State	W	93-80
J29	*at Stanford	W	93-75
J31	*at California	W	70-57
F5	*Washington	W	112-81
F7	*Washington State	W	83-61
F14	*at Arizona State	W	83-82
F19	*at Oregon State	W	71-70
F21	*at Oregon	W	81-66
F26	*California	W	76-73
F28	*Stanford	W	90-58
M5	*at USC (ot)	L	90-91
M7	*at UCLA	W	91-87
M12	Nicholls State (5)	W	99-60
M14	Illinois State (5)	W	82-49
M19	Maryland (6)	W	87-79
M21	Utah (6)	L	51-76

\* Pacific-10 Conference game (17-1, 1st)

- (1) at Maui Invitational, Lahaina, Hawaii  
(2) at Great Eight, Chicago, Ill.  
(3) at Bank One Fiesta Bowl Classic, Tucson, Ariz.  
(4) at Spokane, Wash.  
(5) at NCAA Tournament, Sacramento, Calif.  
(6) at NCAA West Regional, Anaheim, Calif.

## 1998-99

### Won 22, Lost 6+

Coach: Lute Olson

Black Head Coaches Association Classic Champions

Southwest Showdown Champions

Las Vegas Shootout Champions

Bank One Fiesta Bowl Classic Champions

NCAA Tournament Participants

N13	Tennessee (1)	W	73-72
N25	Texas	W	73-57
N28	at Brigham Young (ot)	W	78-74
D5	Wyoming (2)	W	94-84
D14	UC-Irvine	W	93-70
D19	Iowa State (3)	W	75-61
D28	Holy Cross (4)	W	89-41
D30	Florida International (4)	W	91-75
J2	*at UCLA	L	75-82
J4	*at USC	W	87-78
J7	*Washington State	W	99-87
J9	*Washington	W	88-86
J14	*at Arizona State	W	74-73
J16	at New Mexico	L	78-79
J21	*at Oregon	W	85-83
J23	*at Oregon State	L	59-60
J28	*Stanford	W	79-78
J30	*California	W	91-74
F4	*at Washington	L	84-90
F6	*at Washington State	W	81-79
F10	*Arizona State	W	86-80
F13	Louisiana State	W	78-71
F18	*Oregon State	W	89-72
F20	*Oregon	W	92-86
F25	*at California	L	76-89
F27	*at Stanford	L	83-98
M4	*USC	W	88-73
M6	*UCLA	W	87-70
M12	+Oklahoma (5)	L	60-61

\* Pacific-10 Conference game (13-5, 2nd)

- (1) at Black Coaches Association Classic, Albuquerque, N.M.  
(2) at Southwest Showdown, Phoenix, Ariz.  
(3) at Las Vegas Shootout, Las Vegas, Nev.  
(4) at Bank One Fiesta Bowl Classic, Tucson, Ariz.  
(5) at NCAA Tournament, Milwaukee, Wis.  
(+) NCAA Tournament appearance vacated due to NCAA infractions. Actual on-court record was 22-7.

## 1999-2000

### Won 27, Lost 7

Coach: Lute Olson

Preseason N.I.T. Champions

Las Vegas Showdown Champions

Bank One Fiesta Bowl Classic Champions

Pacific-10 Conference Co-Champions

NCAA Tournament Participants

N16	Kansas State (1)	W	88-69
N19	New Mexico State (1)	W	84-60
N24	Notre Dame (2)	W	76-60
N26	Kentucky (2)	W	63-51
D1	Brigham Young	W	86-62
D4	at Texas	W	88-81
D7	Connecticut (3)	L	69-79
D11	Michigan State	W	79-68
D13	IUPUI	W	70-41
D18	Nebraska (4)	W	80-59
D21	New Mexico	L	68-70
D28	UNC-Wilmington (5)	W	66-51
D30	Delaware (5)	W	89-77
J6	*at California	W	65-61
J8	*at Stanford	W	68-65
J13	*Washington State	W	80-75
J15	*Washington	W	69-62
J20	*at UCLA	W	76-61
J22	*at USC	L	72-80
J26	*at Arizona State	W	86-55
J29	at Louisiana State	L	60-86
F3	*Oregon	W	77-71
F5	*Oregon State	W	90-73
F10	*at Washington	W	65-56
F12	*at Washington State	W	73-50
F17	*UCLA	W	92-85
F19	*UCLA	W	99-84
F26	*Arizona State	W	89-82
M2	*at Oregon State (ot)	L	69-70
M4	*at Oregon	L	81-86
M9	*Stanford	W	86-81
M11	*California	W	70-61
M16	Jackson State (6)	W	71-47
M18	Wisconsin (6)	L	59-66

\* Pacific-10 Conference game (15-3, T1st)

- (1) at Preseason N.I.T., Tucson, Ariz.  
(2) at Preseason N.I.T., New York, N.Y.  
(3) at Great Eight, Chicago, Ill.  
(4) at Las Vegas Showdown, Las Vegas, Nev.  
(5) at Bank One Fiesta Bowl Classic, Tucson, Ariz.  
(6) at NCAA Tournament, Salt Lake City, Utah

## 2000-01

### Won 28, Lost 8

Coach: Lute Olson/Jim Rosborough

Maui Invitational Champions

NCAA Tournament Runners-Up (Final Four)

N20	Chaminade (1)	W	97-57
N21	Dayton (1)	W	76-59
N22	Illinois (1)	W	79-76
N25	Purdue (2)	L	69-72
N29	Gonzaga	W	101-87

D2	Saint Mary's	W	101-41
D9	at Connecticut	L	69-71
D16	at Illinois (3)	L	73-81
D20	Louisiana State	W	88-75
D28	Butler (4)	W	72-60
D30	*Mississippi State (4)	L	74-75
J4	*California	W	78-75
J6	*Stanford	L	76-85
J11	*at Washington State (5)	W	84-51
J13	*at Washington	W	89-64
J18	*USC	W	71-58
J20	*UCLA	W	88-63
J24	*Arizona State	W	86-75
J27	Texas	W	80-52
F1	*at Oregon	L	67-79
F3	*at Oregon State	W	68-41
F8	*Washington	W	82-62
F10	*Washington State	W	86-51
F15	*at UCLA (ot)	L	77-79
F17	*at USC	W	105-61
F21	*at Arizona State	W	88-58
M1	*Oregon State	W	65-54
M3	*Oregon	W	104-65
M8	*at Stanford	W	76-75
M10	*at California	W	78-76
M16	Eastern Illinois (6)	W	101-76
M18	Butler (6)	W	73-52
M23	Mississippi (7)	W	66-56
M25	Illinois (7)	W	87-81
M31	Michigan State (8)	W	80-61
A2	Duke (8)	L	72-82

\* Pacific-10 Conference game (15-3, 2nd)

- (1) at Maui Invitational, Lahaina, Hawaii  
(2) at Wooden Tradition, Indianapolis, Ind.  
(3) at United Center, Chicago, Ill.  
(4) at Bank One Fiesta Bowl Classic, Tucson, Ariz.  
(5) at Spokane Arena, Spokane, Wash.  
(6) at NCAA Tournament, Kansas City, Mo.  
(7) at NCAA Midwest Regional, San Antonio, Texas  
(8) at NCAA Final Four, Minneapolis, Minn.

## 2001-02

### Won 24, Lost 10

Coach: Lute Olson

Coaches vs. Cancer IK

Jnl Sydney Kings (ot) W 115-113

**2002-03**

Won 28, Lost 4

Coach: Lute Olson

Fiesta Bowl Classic Honoring Bobbi Olson Champions

Pac-10 Conference Champions

NCAA Tournament Participants

N23	Western Kentucky	W	107-68
N27	Northern Arizona	W	101-66
D3	Saint Louis	W	91-58
D7	at San Diego State	W	89-81
D15	Texas	W	73-70
D21	at Louisiana State	L	65-66
D28	Davidson (1)	W	95-69
D30	Boston University (1)	W	85-71
J2	*at Oregon	W	81-72
J4	*at Oregon State	W	80-65
J9	*Washington State	W	82-69
J11	*Washington	W	79-61
J16	*at USC	W	81-72
J18	*at UCLA	W	87-52
J22	*Arizona State	W	71-63
J25	at Kansas	W	91-74
J30	*Stanford	L	77-82
F1	*California	W	95-80
F6	*at Washington (ot)	W	88-85
F8	*at Washington State	W	75-62
F13	*UCLA	W	106-70
F15	*USC	W	86-59
F22	*at Arizona State	W	92-72
F27	*at California	W	88-75
M1	*at Stanford	W	72-69
M6	*Oregon State	W	72-60
M8	*Oregon	W	88-80
M13	UCLA (2) (ot)	L	89-96
M20	Vermont (3)	W	80-51
M22	Gonzaga (3) (2ot)	W	96-95
M27	Notre Dame (4)	W	88-71
M29	Kansas (4)	L	75-78

- \* Pacific-10 Conference game (17-1, 1st)
- (1) Fiesta Bowl Classic honoring Bobbi Olson, Tucson, Ariz.
- (2) at Pac-10 Tournament, Los Angeles, Calif.
- (3) NCAA First/Second Rounds, Salt Lake City, Utah
- (4) NCAA West Regional, Anaheim, Calif.

**2003-04**

Won 20, Lost 10

Coach: Lute Olson

Fiesta Bowl Classic Champions

NCAA Tournament Participants

N24	Northern Arizona	W	107-73
N28	vs. Florida (1)	L	77-78
D6	at Saint Louis	W	68-67
D9	vs. Texas (2)	W	91-83
D13	Marquette	W	85-75
D17	Saint Mary's	W	84-78
D22	San Diego State	W	83-71
D28	Liberty (3)	W	107-91
D30	Louisiana-Lafayette (3)	W	72-69
J3	*at Arizona State	W	93-74
J8	*California	W	95-75
J10	*Stanford	L	72-82
J15	*at USC	L	90-99
J17	*at UCLA	W	97-72
J22	*Oregon State	W	109-75
J25	*Oregon	W	90-66
J29	*at Washington	L	83-96
J31	*at Washington State	W	61-57
F5	*at California	L	83-87
F7	*at Stanford	L	77-80
F12	*USC	W	97-70
F14	*UCLA	W	107-83
F19	*at Oregon	W	100-87
F21	*at Oregon State	L	84-90
F26	*Washington	L	84-89
F28	*Washington State	W	72-60
M7	*Arizona State	W	106-81
M11	vs. USC (4)	W	79-76
M12	vs. Washington (4)	L	85-90
M18	vs. Seton Hall (5)	L	76-80

- \* Pacific-10 Conference game (11-7, 3rd)
- (1) at MassMutual Classic, Springfield, Mass.
- (2) at Jimmy V Classic, New York, N.Y.
- (3) Fiesta Bowl Classic presented by Bank One, Tucson, Ariz.
- (4) at Pac-10 Tournament, Los Angeles, Calif.
- (5) NCAA First/Second Rounds, Raleigh, N.C.

**2004-05**

Won 30, Lost 7

Coach: Lute Olson

Fiesta Bowl Classic Champions

Pacific-10 Conference Champions

NCAA Tournament Participants

N16	San Diego (1)	W	80-69
N18	Wright State (1)	W	83-66
N21	at Virginia	L	60-78
N24	vs. Michigan (2) (ot)	W	61-60
N26	vs. Wake Forest (2)	L	60-63
N30	Wyoming	W	98-70
D5	vs. Mississippi State (3)	W	68-64
D11	Utah	W	67-62
D18	at Marquette	W	48-43
D21	Manhattan	W	105-75
D28	Eastern Washington (4)	W	79-45
D30	Richmond (4)	W	84-71

J2	*Arizona State	W	97-79
J6	*at California	W	87-67
J8	*at Stanford	L	76-87
J13	*USC	W	77-68
J15	*UCLA	W	76-73
J20	*at Oregon	W	74-66
J22	*at Oregon State	W	92-83
J27	*Washington	W	91-82
J29	*Washington State	L	63-70
F3	*California	W	97-76
F5	*Stanford	W	90-72
F10	*at USC	W	88-76
F12	*at UCLA	W	83-73
F17	*Oregon	W	92-67
F20	*Oregon State	W	91-70
F24	*at Washington State (ot)	W	57-56
F26	*at Washington	L	85-93
M5	*at Arizona State	W	70-68
M10	vs. California (5)	W	88-63
M11	vs. Oregon State (5)	W	90-59
M12	vs. Washington (5)	L	72-81
M17	vs. Utah State (6)	W	66-53
M19	vs. UAB (6)	W	85-63
M24	vs. Oklahoma State (7)	W	79-78
M26	vs. Illinois (7) (ot)	L	89-90

- \* Pacific-10 Conference game (15-3, 1st)
- (1) Preseason N.I.T., Tucson, Ariz.
- (2) Preseason N.I.T., New York, N.Y.
- (3) John R. Wooden Classic, Anaheim, Calif.
- (4) Fiesta Bowl Classic presented by Bank One, Tucson, Ariz.
- (5) Pac-10 Tournament, Los Angeles, Calif.
- (6) NCAA First/Second Rounds, Boise, Idaho
- (7) NCAA Chicago Regional, Rosemont, Ill.

**2005-06**

Won 20, Lost 13

Coach: Lute Olson

Fiesta Bowl Classic Champions

NCAA Tournament Participants

N21	vs. Kansas (1)	W	61-49
N22	vs. Connecticut (1)	L	70-79
N23	vs. Michigan State (1) (ot)	L	71-74
N27	Virginia	W	81-51
D3	at Houston	W	65-69
D8	Northern Arizona	W	75-66
D10	Saint Mary's	W	73-61
D17	at Utah	W	73-43
D19	Sam Houston State (2)	W	87-51
D21	Western Kentucky (2) (ot)	W	86-81
D29	*at Washington State	W	70-52
D31	*at Washington (2ot)	W	96-95
J5	*UCLA	L	79-85
J7	*USC	W	74-63
J12	*at Oregon State	L	65-75
J14	*at Oregon	L	68-73
J19	*Stanford (ot)	W	90-81
J21	*California	W	60-55
J25	*at Arizona State	W	80-70
J28	at North Carolina	L	69-86
F2	*at USC	L	70-77
F4	*at UCLA	L	73-84
F9	*Oregon	W	70-68
F11	*Oregon State	W	80-58
F16	*at California	L	66-75
F19	*at Stanford	W	76-72
F25	*Arizona State	W	68-47
M2	*Washington State	W	66-61
M4	*Washington	L	67-70
M9	vs. Stanford (3)	W	73-68
M10	vs. UCLA (4)	L	59-71
M17	vs. Wisconsin (4)	W	94-75
M19	vs. Villanova (4)	L	78-82

- \* Pacific-10 Conference game (11-7, T4th)
- (1) EA Sports Maui Invitational, Lahaina, Hawaii
- (2) Fiesta Bowl Classic presented by Chase, Tucson, Ariz.
- (3) Pac-10 Tournament, Los Angeles, Calif.
- (4) NCAA First/Second Rounds, Philadelphia, Pa.

**2006**

Canadian Tour (All Exhibition Games)

Won 5, Lost 0

Coach: Lute Olson

NCAA Tournament Participants

S2	Univ. of Saskatchewan	W	76-61
S2	Univ. of British Columbia	W	73-59
S3	Vancouver All-Stars	W	106-78
S3	Simon Fraser University	W	73-45
S4	Univ. of British Columbia	W	87-76

**2006-07**

Won 20, Lost 11

Coach: Lute Olson

Fiesta Bowl Classic Champions

NCAA Tournament Participants

N12	at Virginia	L	90-93
N15	Northern Arizona	W	101-79
N19	New Mexico State	W	102-87
N22	Samford	W	86-57
N28	UNLV	W	89-75
D2	vs. Illinois (1)	W	84-72
D5	vs. Louisville (2)	W	72-65
D9	at San Diego State (3)	W	68-49
D17	Houston	W	87-62
D20	Memphis (4)	W	79-71
D28	*California	W	94-85
D30	*Stanford	W	89-75
J4	*at Washington	W	96-87
J6	*at Washington State (ot)	L	73-77

J11	*Oregon State	W	83-72
J14	*Oregon	L	77-79
J18	*at USC	L	73-80
J20	*at UCLA	L	69-73
J24	*Arizona State	W	71-47
J27	North Carolina	L	64-92
F1	*Washington State	L	66-72
F3	*Washington	W	84-54
F8	*at Oregon State	W	72-66
F10	*at Oregon	W	77-74
F15	*USC	L	75-80
F17	*UCLA	L	66-81
F25	*at Arizona State	W	61-58
M1	*at California	W	70-65
M3	*at Stanford (ot)	W	85-80
M8	vs. Oregon (5)	L	50-69
M16	vs. Purdue (6)	L	72-63

- \* Pacific-10 Conference game (11-7, T3rd)
- (1) Hall of Fame Challenge, Phoenix, Ariz.
- (2) Jimmy V Classic, New York, N.Y.
- (3) San Diego Slam, San Diego, Calif.
- (4) Chase Fiesta Bowl Classic, Tucson, Ariz.
- (5) Pacific Life Pac-10 Tournament, Los Angeles, Calif.
- (6) NCAA First/Second Rounds, New Orleans, La.

**2007-08**

Won 0, Lost 14+

Coach: Kevin O'Neill

Fiesta Bowl Classic Champions

NCAA Tournament Participants

N13	+Northern Arizona (1)	W	76-69
N17	Virginia	L	72-75
N19	+UMKC (1)	W	81-62
N21	+Adams State (1)	W	88-64
N25	at Kansas (1) (ot)	L	72-76
N28	+Cal State Fullerton	W	91-65
D2	+Texas A&M (2)	W	78-67
D8	+vs. Illinois (3) (ot)	W	78-72
D16	+Fresno State	W	69-50
D19	+at UNLV	W	52-49
D22	+San Diego State (4)	W	74-58
D29	at Memphis	L	63-76
J3	+*Oregon State	W	76-63
J5	*Oregon	L	74-84
J9	*at Arizona State (ot)	L	59-64
J12	+at Houston	W	85-71
J17	*at Stanford	L	52-56
J19	+*at California	W	79-75
J24	+*Washington State	W	76-64
J26	+*Washington	W	84-69
J31	+*at USC	W	80-69
F2	*at UCLA	L	60-82
F10	*Arizona State	L	54-59
F14	+*California	W	83-73
F16	*Stanford	L	66-67
F21	*at Washington	L	66-75
F23	+*at Washington State	W	65-55
F28	*USC	L	58-70
M2	*UCLA	L	66-68
M6	+*at Oregon State	W	81-45
M8	*at Oregon	L	69-78
M12	+vs. Oregon State (5)	W	87-56
M13	vs. Stanford (5)	L	64-75
M20	+vs. West Virginia (6)	L	65-75

- \* Pacific-10 Conference game (0-10, 7th+)
- (1) Jayhawk Invitational
- (2) Big 12/Pac-10 Hardwood Series
- (3) at United Center, Chicago, Ill.
- (4) Fiesta Bowl Classic, Tucson, Ariz.
- (5) Pacific Life Pac-10 Tournament, Los Angeles, Calif.
- (6) NCAA First/Second Rounds, Washington, D.C.
- (+) Results vacated due to NCAA infractions under a previous head coach, including NCAA Tournament appearance. Actual on-court record was 19-15 overall, 8-10 in Pac-10 play.

**2008-09**

Won 21, Lost 14

Coach: Russ Pennell

Fiesta Bowl Classic Champions

NCAA Tournament Participants

N17	Florida Atlantic (1)	W	75-62
N18	UAB (1)	L	71-72
N24	vs. Mississippi Valley State (2)	W	86-52
N25	vs. Santa Clara (2)	W	69-66
N30	Northern Arizona	W	74-57
D2	Loyola Marymount	W	84-57
D5	at Texas A&M (3)	L	66-67
D10	San Diego State	W	69-56
D14	vs. Gonzaga (4)	W	69-64
D20	at UNLV	L	64-79
D23	Kansas (5)	W	84-67
D29	Weber State	W	71-65
J2	*at California	L	55-69
J4	*at Stanford	L	60-76
J8	*Oregon	W	67-52
J10	*Oregon State	W	64-47
J15	*at UCLA	L	60-83
J17	*at USC	L	64-65
J21	*Arizona State	L	47-53
J24	Houston (ot)	W	96-90
J29	*Washington	W	106-97
J31	*Washington State	W	66-56
F5	*at Oregon State	W	56-53
F7	*at Oregon	W	87-77
F12	*USC	W	83-76
F14	*UCLA	W	84-72
F22	*at Arizona State	L	68-70
F26	*at Washington State	L	69-53

F28	*at Washington	L	78-83
M5	*California	L	77-83
M7	*Stanford	W	101-87
M11	vs. Arizona State (6)	L	56-68
M20	vs. Utah (7)	W	84-71
M22	vs. Cleveland State (7)	W	71-57
M27	vs. (1) Louisville (8)	L	64-103

- \* Pacific-10 Conference game (9-9, T5th)
- (1) Dick's Sporting Goods NIT Season Tip-off, Tucson, Ariz.
- (2) Dick's Sporting Goods NIT Season Tip-off Consolation, Athens, Ga.
- (3) Big 12/Pac-10 Hardwood Series
- (4) at U.S. Airways Center, Phoenix, Ariz.
- (5) Fiesta Bowl Classic, Tucson, Ariz.
- (6) Pacific Life Pac-10 Tournament, Los Angeles, Calif.
- (7) NCAA First/Second Rounds, Miami, Fla.
- (8) NCAA Midwest Regional, Indianapolis, Ind.

**2009-10**

Won 16, Lost 15

Coach: Sean Miller

N15	Northern Arizona	W	87-70
N19	Rice	W	66-49
N23	vs. Wisconsin (1)	L	61-65
N24	vs. Colorado (1)		

# YEAR-BY-YEAR RESULTS

- (6) Pacific Life Pac-10 Tournament, Los Angeles, Calif.
- (7) NCAA Second/Third Rounds, Tulsa, Okla.
- (8) NCAA West Regional, Anaheim, Calif.

**2011-12**  
**Won 23, Lost 12**  
**Coach: Sean Miller**  
**Fiesta Bowl Classic Champions**  
**Pacific-12 Conference Champions**  
**NCAA Tournament Participants**

N7	Valparaiso (1)	W	73-64
N9	Duquesne (1)	W	67-59
N13	Ball State	W	73-63
N17	vs. St. John's (2)	W	81-72
N18	vs. Mississippi State (2)	L	57-67
N23	San Diego State	L	57-61
N29	at New Mexico State	W	83-76
D3	Northern Arizona	W	53-39
D7	at Florida (ot)	L	72-78
D10	Clemson (3)	W	63-47
D17	vs. Gonzaga (4)	L	60-71
D20	Oakland	W	85-73
D22	Bryant	W	100-60
D31	*Arizona State	W	68-51
J5	*at UCLA (5)	L	58-65
J8	*at USC	W	57-46
J12	*Oregon State (ot)	W	81-73
J14	*Oregon	L	57-59
J19	*at Utah	W	77-51
J21	*at Colorado	L	63-64
J26	*Washington State	W	85-61
J28	*Washington	L	67-69
F2	*at California	W	78-74
F4	*at Stanford	W	56-43
F9	*Colorado	W	71-57
F11	*Utah	W	70-61
F16	*at Washington State	W	76-72
F18	*at Washington	L	70-79
F23	*USC	W	70-54
F25	*UCLA	W	65-63
M4	*at Arizona State	L	80-87
M8	vs. UCLA (6)	W	66-58
M9	vs. Oregon State (6)	W	72-61
M10	vs. Colorado (6)	L	51-53
M14	Bucknell (7)	L	54-65

\* Pac-12 Conference game (12-6/4th)  
 (1) 2K Sports Classic/Coaches vs. Cancer, Tucson, Ariz.  
 (2) 2K Sports Classic/Coaches vs. Cancer, New York, N.Y.  
 (3) Fiesta Bowl Basketball Classic, Tucson, Ariz.  
 (4) Battle in Seattle, Seattle, Wash.  
 (5) John R. Wooden Classic, Anaheim, Calif.  
 (6) Pacific Life Pac-12 Tourn., Los Angeles, Calif.  
 (7) National Invitation Tournament, Tucson, Ariz.

**2012**  
**Bahamas Tour (All Exhibition Games)**  
**Won 2, Lost 0**  
**Coach: Sean Miller**

Ag1	Real Deal Shockers	W	136-76
Ag3	Bahamas All-Stars	W	99-57

**2012-13**  
**Won 27, Lost 8**  
**Coach: Sean Miller**  
**Fiesta Bowl Classic Champions**  
**Diamond Head Classic Champions**  
**NCAA Tournament Participants**

N11	Charleston Southern	W	82-73
N15	UTEP	W	72-51
N19	Long Beach State	W	94-72
N28	Northern Arizona	W	93-50
D1	at Texas Tech	W	85-57
D4	Southern Mississippi	W	63-55
D8	at Clemson	W	66-54
D15	Florida (1)	W	65-64
D18	Oral Roberts	W	89-64
D22	vs. East Tennessee State (2)	W	73-53
D23	vs. Miami (Fla.) (2)	W	69-50
D25	vs. San Diego State (2)	W	68-67
J3	*Colorado (ot)	W	92-83
J5	*Utah	W	60-57
J10	*at Oregon	L	66-70
J12	*at Oregon State	W	80-70
J19	*at Arizona State	W	71-54
J24	*UCLA	L	73-84
J26	*USC	W	74-50
J31	*at Washington	W	57-53
F2	*at Washington State	W	79-65
F6	*Stanford	W	73-66
F10	*California	L	69-77
F14	*at Colorado	L	58-71
F17	*at Utah	W	68-64
F20	*Washington	W	70-52
F23	*Washington State	W	73-56
F27	*at USC	L	78-89
M2	*at UCLA	L	69-74
M9	*Arizona State	W	73-58
M14	vs. Colorado (3)	W	79-69
M15	vs. UCLA (3)	L	64-66
M21	vs. Belmont (4)	W	81-64
M23	vs. Harvard (4)	W	74-51
M28	vs. Ohio State (5)	L	70-73

\* Pacific-12 Conference game (12-6, T2nd)  
 (1) Fiesta Bowl Classic, Tucson, Ariz.  
 (2) Diamond Head Classic, Honolulu, Hawaii  
 (3) Pac-12 Tournament, Las Vegas, Nev.  
 (4) NCAA Second/Third Rounds, SLC, Utah.  
 (5) NCAA West Regional, Los Angeles, Calif.

**2013-14**  
**Won 33, Lost 5**  
**Coach: Sean Miller**  
**NIT Season Tip-Off Champions**  
**Fiesta Bowl Classic Champions**  
**Pacific-12 Conference Champions**  
**NCAA Tournament Participants**

N8	Cal Poly	W	73-62
N11	Long Beach State (1)	W	91-57
N14	at San Diego State	W	69-60
N18	Fairleigh Dickinson (2)	W	100-50
N19	Rhode Island (2)	W	87-59
N27	vs. Drexel (3)	W	66-62
N29	vs. Duke (3)	W	72-66
D3	Texas Tech	W	79-58
D7	UNLV	W	63-58
D11	New Mexico State	W	74-48
D14	at Michigan	W	72-70
D19	Southern	W	69-43
D23	Northern Arizona	W	77-44
J2	*Washington State	W	60-25
J4	*Washington	W	71-62
J9	*at UCLA	W	79-75
J12	*at USC	W	73-53
J16	*Arizona State	W	91-68
J23	*Colorado	W	69-57
J26	*Utah	W	65-56
J29	*at Stanford	W	60-57
F1	*at California	L	58-60
F6	*Oregon	W	67-65
F9	*Oregon State	W	76-54
F14	*at Arizona State (2ot)	L	66-69
F19	*at Utah (ot)	W	67-63
F22	*at Colorado	W	88-61
F26	*California	W	87-59
M2	*Stanford	W	79-66
M5	*at Oregon State	W	74-69
M8	*at Oregon	L	57-64
M13	vs. Utah (4)	W	71-39
M14	vs. Colorado (4)	W	63-43
M15	vs. UCLA (4)	L	71-75
M21	vs. Weber State (5)	W	68-59
M23	vs. Gonzaga (5)	W	84-61
M27	vs. San Diego State (6)	W	70-64
M29	vs. Wisconsin (6) (ot)	L	63-64

\* Pacific-12 Conference game (15-3, 1st)

- (1) Fiesta Bowl Classic, Tucson, Ariz.
- (2) NIT Season Tip-Off, Tucson, Ariz.
- (3) NIT Season Tip-Off, New York, N.Y.
- (4) Pac-12 Tournament, Las Vegas, Nev.
- (5) NCAA Second/Third Rounds, San Diego, Calif.
- (6) NCAA West Regional, Anaheim, Calif.

**2014-15**  
**Won 34, Lost 4**  
**Coach: Sean Miller**  
**EA Sports Maui Invitational Champions**  
**Pac-12 Conference Champions**  
**Pac-12 Tournament Champions**  
**NCAA Tournament Participants**

N14	Mount St. Mary's	W	78-55
N16	CSUN (1)	W	86-68
N19	UC Irvine	W	71-54
N24	vs. Missouri (2)	W	72-53
N25	vs. Kansas State (2)	W	72-68
N26	vs. San Diego State (2)	W	61-59
D2	Gardner-Webb	W	91-65
D6	Gonzaga (ot)	W	66-63
D9	Utah Valley	W	87-56
D13	Michigan	W	80-53
D16	Oakland	W	101-64
D19	at UTEP	W	60-55
D23	at UNLV	L	67-71
J4	*Arizona State	W	73-49
J8	*at Oregon	W	80-62
J11	*at Oregon State	L	56-58
J15	*Colorado	W	68-54
J17	*Utah	W	69-51
J22	*at Stanford	W	89-82
J24	*at California	W	73-50
J28	*Oregon	W	90-56
J30	*Oregon State	W	57-34
F7	*at Arizona State	L	78-81
F13	*at Washington	W	86-62
F15	*at Washington State	W	86-59
F19	*USC	W	87-57
F21	*UCLA	W	57-47
F26	*at Colorado	W	82-54
F28	*at Utah	W	63-57
M5	*California	W	99-60
M7	*Stanford	W	91-69
M12	vs. California (3)	W	73-51
M13	vs. UCLA (3)	W	70-64
M14	vs. Oregon (3)	W	80-52
M19	vs. Texas Southern (4)	W	93-72
M21	vs. Ohio State (4)	W	73-58
M26	vs. Xavier (5)	W	68-60
M28	vs. Wisconsin (5)	L	78-85

\* Pac-12 Conference game (16-2, 1st)

- (1) EA Sports Maui Invitational, Tucson, Ariz.
- (2) EA Sports Maui Invitational, Lahaina, Hawaii
- (3) Pac-12 Tournament, Las Vegas, Nev.
- (4) NCAA Second/Third Rounds, Portland, Ore.
- (5) NCAA West Regional, Los Angeles, Calif.

**2015-16**  
**Won 25, Lost 9**  
**Coach: Sean Miller**  
**NCAA Tournament Participants**

N13	Pacific	W	79-61
N16	Bradley	W	90-60
N19	Boise State (1)	W	88-76
N22	Northwestern State	W	61-42
N26	vs. Santa Clara (2) (ot)	W	75-73
N27	vs. Providence (2)	L	65-69
N29	Boise State (3)	W	68-59
D5	at Gonzaga	W	68-63
D9	Fresno State	W	85-72
D13	Missouri	W	88-52
D16	NAU	W	92-37
D19	UNLV	W	82-70
D22	Long Beach State	W	85-70
J3	*at Arizona State	W	94-82
J7	*at UCLA	L	84-87
J9	*at USC (4ot)	L	101-103
J14	*Washington	W	99-67
J16	*Washington State	W	90-66
J21	*at Stanford	W	71-57
J23	*at California	L	73-74
J28	*Oregon	L	75-83
J30	*Oregon State	W	80-63
F3	*at Washington State	W	79-64
F6	*at Washington	W	77-72
F12	*UCLA	W	81-75
F14	*USC	W	86-78
F17	*Arizona State	W	99-61
F24	*at Colorado	L	72-75
F27	*at Utah	L	64-70
M3	*California	W	64-61
M5	*Stanford	W	94-62
M10	vs. Colorado (4)	W	82-78
M11	vs. Oregon (4) (ot)	L	89-95
M17	vs. Wichita State (5)	L	55-65

- \* Pac-12 Conference game (12-6, 4th)
- (1) DirecTV Wooden Legacy, Tucson, Ariz.
- (2) DirecTV Wooden Legacy, Fullerton, Calif.
- (3) DirecTV Wooden Legacy, Anaheim, Calif.
- (4) Pac-12 Tournament, Las Vegas, Nev.
- (5) NCAA First Round, Providence, R.I.

**2016-17**  
**Won 32, Lost 5**  
**Coach: Sean Miller**  
**Armed Forces Classic Champions**  
**Pac-12 Conference Co-Champions**  
**Pac-12 Tournament Champions**  
**NCAA Tournament Participants**

N11	vs. Michigan State (1)	W	65-63
N15	Cal State Bakersfield	W	78-66
N18	Sacred Heart (2)	W	95-65
N21	Northern Colorado (2)	W	71-55
N24	vs. Santa Clara (3)	W	69-61
N25	vs. Butler (3)	L	65-69
N30	Texas Southern	W	85-63
D3	vs. Gonzaga (4)	L	62-69
D6	UC Irvine	W	79-57
D10	at Missouri	W	79-60
D14	Grand Canyon	W	64-54
D17	vs. Texas A&M (5)	W	67-63
D20	New Mexico	W	77-46
D30	*at California	W	67-62
J1	*at Stanford	W	91-52
J5	*Utah	W	66-56
J7	*Colorado	W	82-73
J12	*Arizona State	W	91-75
J19	*at USC	W	73-66
J21	*at UCLA	W	96-85
J26	*Washington State	W	79-62
J29	*Washington	W	77-66
F2	*at Oregon State	W	71-54
F4	*at Oregon	L	58-85
F8	*Stanford	W	74-67
F11	*California	W	62-57
F16	*at Washington State	W	78-59
F18	*at Washington	W	76-68
F23	*USC	W	90-77
F25	*UCLA	L	72-77
M4	*at Arizona State	W	73-60
M9	vs. Colorado (6)	W	92-78
M10	vs. UCLA (6)	W	86-75
M11	vs. Oregon (6)	W	83-80
M16	vs. North Dakota (7)	W	100-82
M18	vs. Saint Mary's (7)	W	69-60
M23	vs. Xavier (8)	L	71-73

- \* Pac-12 Conference game (16-2, T-1st)
- (1) Armed Forces Classic, Honolulu, Hawaii
- (2) Continental Tire Las Vegas Invitational, Tucson, Ariz.
- (3) Continental Tire Las Vegas Invitational, Las Vegas, Nev.
- (4) HoopHall Classic, Los Angeles, Calif.
- (5) Lone Star Shootout, Houston, Texas
- (6) Pac-12 Tournament, Las Vegas, Nev.
- (7) NCAA First/Second Rounds, Salt Lake City, Utah
- (8) NCAA West Regional, San Jose, Calif.

**2017-18**  
**Won 27, Lost 8**  
**Coach: Sean Miller**  
**Pac-12 Conference Champions**  
**Pac-12 Tournament Champions**  
**NCAA Tournament Participants**

N10	Northern Arizona	W	101-67
N12	UMBC	W	103-78
N16	CSU Bakersfield	W	91-59
N22	vs. NC State (1)	L	84-90
N23	vs. SMU (1)	L	60-66
N24	vs. Purdue (1)	W	64-89
N29	Long Beach State	W	91-56
D2	at UNLV (ot)	W	91-88
D5	vs. Texas A&M (2)	W	67-64
D9	Alabama	W	88-82
D16	at New Mexico	W	89-73
D18	North Dakota State	W	83-53
D21	UConn	W	73-58
D30	*Arizona State	W	84-78
J4	*at Utah	W	94-82
J6	*at Colorado	L	77-80
J11	*Oregon State	W	62-53
J13	*Oregon	W	90-83
J17	*at California	W	79-58
J20	*at Stanford	W	73-71
J25	*Colorado	W	80-71
J27	*Utah	W	74-73
J31	*at Washington State	W	100-72
F3	*at Washington	L	75-78
F8	*UCLA	L	74-82
F10	*USC	W	81-67
F15	*at Arizona State	W	77-70
F22	*at Oregon State (ot)	W	75-65
F24	*at Oregon (ot)	L	93-98
M1	*Stanford	W	75-67
M3	*California	W	66-54
M8	vs. Colorado (3)	W	83-67
M9	vs. UCLA (ot)(3)	W	78-67
M10	vs. USC (3)	W	75-61
M15	vs. Buffalo (4)	L	68-89

- \* Pac-12 Conference game (14-4, 1st)
- (1) Battle 4 Atlantis, Nassau, Bahamas
- (2) Valley of the Sun Shootout, Phoenix, Ariz.
- (3) Pac-12 Tournament, Las Vegas, Nev.
- (4) NCAA First Round, Boise, Idaho



**A**

Abajelo, Brandon (Mgr) . . . . . 2014

Abbot, Howard . . . . . 1932, 33, 34

Aboud, Michael . . . . . 1965, 66, (67)

Adams, Hassan . . . . . 2003, 04, 05, 06

Akot, Emmanuel . . . . . 2018, 19

Albight, Dennis G. . . . . 1963, 65

Aleksa, Robert . . . . . 1975, 76

Allen, Kadeem . . . . . 2016, (17)

Allen, Ronald S. . . . . 1973, (74)

Alexander, Zach (Mgr) . . . . . 2015, 16, 17, 18

Allin, Thomas R. . . . . 1941, 42

Alkins, Rawle . . . . . 2017, 18

Anderson, Bruce D. . . . . 1970, 71, (72)

Anderson, Rick . . . . . 1999, 2000, (02), (03)

Anderson, Ryan . . . . . (2016)

Anderson, Warren A. . . . . 1970

Arenas, Gilbert . . . . . 2000, 01

Arredondo, Sergio (Mgr) . . . . . 2017, 18

Arvizu, Robert . . . . . 2011, 12

Ash, John . . . . . 1997, 99, 00, 01

Ashley, Brandon . . . . . 2013, (14), (15)

Ayton, Deandre . . . . . 2018

**B**

Babickie, Blaise (Mgr) . . . . . 2013, 14, 15, 16

Bagga, David . . . . . 2006, 07, 08, 09

Baldwin, Cecil Eugene . . . . . 1957

Ballantyne, Thomas M. . . . . 1942, 43, 44, 46, 47

Balsley, Sam (Mgr) . . . . . 1965, 66

Barcello, Alex . . . . . 2018, 19

Barkley, John D. (Mgr) . . . . . 1956

Barmontoo, Marty . . . . . 1995

Barnes, Richard L. . . . . 1970

Barrett, James T. . . . . 1912

Barringer, John B. . . . . 1936, 37

Barthels, Kendrick A. . . . . 1936

Bayless, Jerryd . . . . . 2008

Beach, Charles F. . . . . 1913

Bejarano, Daniel . . . . . 2011

Belobradic, John M. . . . . 1979, 80, 81, 83

Bergman, Craig J. . . . . 1988

Berman, H. Robert . . . . . 1918

Berra, Carl . . . . . 1938, 39, (40)

Bibby, Mike . . . . . 1997, 98

Biggs, John . . . . . 1935

Birkner, Hugo Ernest . . . . . 1907

Black, John Russell . . . . . 1939, 40, 41

Black, William Thomas . . . . . 1944

Blades, Ernest O. . . . . 1907, 08, 09, (10)

Blair, Joseph J. . . . . 1993, 94, 95, 96

Blankinship, James Darrell . . . . . 1955

Blevins, Leon G. . . . . 1949, (50)

Bliss, Edward (Mgr) . . . . . 1926

Boddie, Jamal (Mgr) . . . . . 2006, 07, 08, 09

Bohannon, Etdrick S. . . . . 1993

Booker, George Vance . . . . . 1923

Borodkin, Marvin . . . . . 1942, 43, (46), 47

Bowen, Harold, (Mgr) . . . . . 1924

Brackenbury, Richard A. . . . . 1916, 17

Bradford, Hubert . . . . . 1905

Bramlett, A.J. . . . . 1996, 97, 98, (99)

Brase, Matt . . . . . 2004, 05

Brautigan, Roger . . . . . 1966

Breck, William D. . . . . 1962, 63, 64

Brielmaier, Bret . . . . . 2005, 06, 07, 08

Brittain, James A. . . . . 1959

Broadwater, Forrest Ronald . . . . . 1932

Brooke, Paul C. . . . . 1917

Brooke, Eddie E. (Mgr) . . . . . 1927

Brooks, Kenneth (Mgr) . . . . . 1968, 69

Brookshier, Frank A. . . . . 1924, 25, (26), (27)

Brower, James E. . . . . 1953, 54, (55)

Brown, Andy . . . . . 1994

Brown, Charles Owen, Jr. . . . . (1905), (06)

Brown, J. Duncan . . . . . 1927

Brown, Lawrence A. . . . . 1954

Brown, Roger G. . . . . 1918

Brown, Russell K. . . . . 1978, 79, 80, (81)

Bruner, John M. . . . . 1952, 53, (54)

Brunkhorst, Brock . . . . . 1982, 83, 84, (85)

Buchanan, David (Mgr) . . . . . 2010, 11, 12, 13

Budinger, Chase . . . . . 2007, 08, (09)

Buechler, Judson D. . . . . 1987, 88, 89, (90)

Burkett, Will (Mgr) . . . . . 2013

Burns, David J. . . . . 1974, (75)

Bush, Julius Ralph . . . . . 1918

Butts, Horatio Cotter . . . . . 1926

Bynum, Will . . . . . 2002

Byrne, Vincent R. . . . . 1932, 33, 34

**C**

Capps, Clarence R. . . . . 1945

Carrroll, Arthur . . . . . 1949, 51

Case, Travis J. . . . . 1951, 53

Castles, John, (Mgr) . . . . . 1999, 00, 01, 02, 03, 04

Cherry, Joe Wesley . . . . . 1947, 48, 49

Chol, Angelo . . . . . 2012, 13

Christy, Marshall, (Mgr) . . . . . 1933

Clark, Marvin Carl . . . . . 1923, 24, (25)

Clark, Mitchell (Mgr) . . . . . 2017

Clarke, Dan W. . . . . 1937, 38, (39)

Clausen, Monte C. . . . . 1961, 62, 63

Clemeons, Phillip . . . . . 1919

Cloud, Leo Fredrick . . . . . 1911, 12, 13, 14, (15)

Cochran, Horace Merle . . . . . 1912, 13

Cohen, Adam (Mgr) . . . . . 2006, 07, 08

Cohen, Matt (Mgr) . . . . . 2014, 15

Coleman, Justin . . . . . (2019)

Collins, Jeff . . . . . 1981

Coltrin, Marion J. . . . . 1936, 37

Comanche, Chance . . . . . 2016, 17

Conklin, Eric . . . . . 2014

Conner, Jon C. . . . . 1958, 59, (60)

Conway, Joseph W. . . . . 1919

Conway, Raymond W. . . . . 1937, 38, 39

Cook, Anthony L. . . . . 1986, 87, 88, (89)

Cook, Charles E. . . . . 1964

Cook, Greg . . . . . 1982

Cooke, Troy . . . . . 1983, 84

Cooper, Eric E. . . . . 1986

Cox, Leander, Jr. . . . . 1938, 40

Coyle, Terence M. . . . . 1955, 56, 57

Crawford, Jon A. . . . . 1959

Crawford, Quinton . . . . . 2012, 13

Crison, Edgar T. . . . . 1931, 32, (33)

Crouch, Cecil James . . . . . 1948, 50

Crouch, Robert E. . . . . 1925, 26, 27

Crum, Hillard H. Jr. . . . . 1946, 47, 48, (49)

Cruz, Paulo . . . . . 2016, 17

Cullen, Albert Vincent . . . . . 1941, (42), (43)

Culin, John Harding . . . . . 1907, 08

Curry, Ron . . . . . 1989

Cushman, John F. . . . . 1956

**D**

Daasch, Edward F. . . . . 1963 (Mgr), 64 (Mgr), 65

Danley, Alonzo Lee . . . . . 1937, 38, 39

Dauk, Regis A. . . . . 1961, 62, 63

Davis, Ben . . . . . 1995, (96)

David, Brian, L. . . . . 1987, 89, 90

Davis, Frank (Mgr) . . . . . 1934, 35

Davis, Ronald D. . . . . 1980, 81

Davis, William D. . . . . 1967, (68)

Davis, William Kenny . . . . . 1977, 78

Davidson, Ross . . . . . 2010

Davison, Bennett . . . . . 1997, 98

Decker, William J. . . . . 1962

DeFrancesco, Salvatore J. (Mgr) . . . . . 1955

Demic, Lawrence C. . . . . 1976, 77, 78, (79)

Denny, Talbot . . . . . 2018

Dermody, Richard L. . . . . 1942, 43, 44

Derrett, Trevor (Mgr) . . . . . 2011, 12, 13, 14

Desjardins, Jake . . . . . 2017, 18, 19

Dewane, Justin . . . . . 2018

Dickerson, Michael . . . . . 1995, 96, (97), (98)

Dicus, Waldo M. . . . . 1928, 29, (30)

Diebold, Theodore R. . . . . 1927

DiGrazia, M. Lorry . . . . . 1936, 37, 38

Dillon, Daniel . . . . . 2005, 06, 07, 08

Dillon, Jerome L. . . . . 1951, 52

Donnelly, Raymond E. . . . . 1979, 80

Donovan, Tom . . . . . 1943

Doolen, Edward W. . . . . 1963, 64, 65

Dorado, T.J. (Mgr) . . . . . 2014, 15, 16, 17

Dosty, Robbie Dean . . . . . 1978, 80, 81

Douglas, Ruben . . . . . 1999

Doutrive, Devonaire . . . . . 2019

Doyle, James Perry . . . . . 1919

Drachman, Byron C. . . . . 1926

Drucker, Melvyn (Mgr) . . . . . 1960

Dunlap, James E. . . . . 1950, 52, 53

Dutt, Marvin Alvin . . . . . 1960, (61)

Duwe, Heman A. . . . . 1934, 35

**E**

Eafon, Kelvin . . . . . 1995, 96

Echols, Randall E. . . . . 1973

Eddy, Jackson R. . . . . 1953, 54

Edgar, John . . . . . 1985, (86)

Edgarton, Ambrose Earl . . . . . 1907, 08

Edgerson, Eugene . . . . . 1997, 98, 99, (2001)

Edwards, Lawrence . . . . . 1928

Edwards, Phillip C. . . . . 1971, 72, 73

Ehlmann, Thomas . . . . . 1975

Elder, William David . . . . . 1946

Elliott, Lloyd Creighton . . . . . 1911, 13

Elliott, Robert A. . . . . 1974, 75, 76, (77)

Elliott, Sean M. . . . . 1986, 87, 88, (89)

Ellis, Bleu (Mgr) . . . . . 2005

Enke, Fred William . . . . . 1946, 47, (48)

Ensor, Ken . . . . . 1983, 84

Eppler, James F. . . . . 1956, 57

Erdhaus, J. Fred . . . . . 1939

Ewald, Larry Douglas . . . . . 1958

**F**

Farman, Richard R. (Mgr) . . . . . 1962

Fawcett, Preston (Mgr) . . . . . 2012, 2013

Feld, Jeff (Mgr) . . . . . 2006, 07, 08, 09, 10

Fellah, Anas . . . . . 2002

Fickett, Webster L. . . . . 1914

Filbrun, Davis Eugene . . . . . 1932, 33, 34

Flake, William Lindsey . . . . . 1940, 41

Flanagan, Kevin T. . . . . 1991, 92, 93, (94)

Flannery, John B. (Mgr) . . . . . 1954

Fleming, Albert Jr. . . . . 1973, 74, 75, (76)

Flynn, Wesley T. . . . . 1961, 62, (63)

Fogg, Kyle . . . . . 2009, 10, 11, 12

Forbes, Joyce E. . . . . 1962

Foster, Michael E. . . . . 1968, 69, (70)

Fox, Harvey B. . . . . 1964, 65, (66)

Fox, Isaiah . . . . . 2002, 03, 05, 06

Fraser, Bruce T. . . . . 1985, 86, 87

Frazier, Lamont . . . . . 2000, 01

Friedman, Eli (Mgr) . . . . . 2016, 17, 18

Frye, Channing . . . . . 2002, 03, (04), (05)

Fuller, Ronald . . . . . 1976

**G**

Garcia, Rudolph R. (Mgr) . . . . . 1962

Gardner, Jason . . . . . 2000, 01, (02), (03)

Gardner, L. Scott . . . . . 1972

Gatchel, Donald G. . . . . 1940, 41

Geary, Reginald E. . . . . 1993, 94, 95, (96)

Geldmacher, Jay L. . . . . 1974

Genesen, Barry (Mgr) . . . . . 1964

Genung, George Farrell . . . . . 1942, (43), (44), 46, 47

Gibbings, Frank Tom . . . . . 1924, 26

Gillem, Alvan Cullam, Jr. . . . . 1907, 08

Gitles, Gerald A. (Mgr) . . . . . 1952

Gladney, Jerome C. . . . . 1974, 75, 76, 77

Glennon, Joseph Henry . . . . . 1913

Goar, H. Lionel . . . . . 1956, 57

Goar, Leon O. . . . . 1955

Goldstein, Max (Mgr) . . . . . 2017, 18

Goodman, A. Harold . . . . . (1945), 46

Goodman, Neil Nathaniel . . . . . 1929, (30)

Goodwin, Gordon Austin . . . . . 1920, 21

Gordon, Aaron . . . . . 2014

Gordy, Leonard . . . . . 1974, 75, 76, (77)

Graham, John O. . . . . 1931

Gray, Harry J. . . . . 1931

Green, Pharoah (Mgr) . . . . . 2011, 12, 13, 14

Greene, Bradley W. . . . . 1967, 68

Greene, George E. . . . . 1949, 50

Greenfield, Tom Guy . . . . . 1937, 38

Greer, Zach (Mgr) . . . . . 2015

Gridley, Rollin T. . . . . 1925, 26, 27

Grimes, Stanley E. (Mgr) . . . . . 1956, 57

Grossetta, Warren Arthur . . . . . 1908, (Mgr) 09

**H**

Hall, Robert Lakenan . . . . . 1944

Ham, Cox (Mgr) . . . . . 1940

Hanour, Travis . . . . . 2001

Hansen, James E. . . . . 1967, 68, (69)

Hansen, Peter . . . . . 2002

Hansen, Robert L. . . . . 1964, 65, (66)

Harbour, John L. . . . . 1968, 69

Hargis, William . . . . . 1930

Harper, Wilmer Eugene . . . . . 1939, 40, (41)

Harris, Donnell . . . . . 1996, 97, 98

Harris, Russell . . . . . 2000

Harrington, Richard (Mgr) . . . . . 1959, 60

Harris, Herman B. . . . . 1974, 75, 76, (77)

Harris, Lawrence R. . . . . 1962, 63, 64

Harris, Lynard . . . . . 1972, (73)

Harrison, Gary L. . . . . 1975, 76, 77

Hartman, Minor Louis . . . . . 1911

Haskin, David . . . . . 1983, 84, 85, 86

Hatcher, Burrell Richard . . . . . 1905, 07

Hawkins, Jim (Mgr) . . . . . 2004, 05, 06, 07

Hawthorne, George N. . . . . 1979, 80

Hayes, Francis Robert, (Mgr) . . . . . 1912, (13), (Mgr) 14

Hayhurst, Normal Clifton . . . . . 2013, 14, 15, 16

Hazzard, Jacob . . . . . 1938

Held, Eddie Charles . . . . . 1942, 43

Helm, Hugh Max . . . . . 1936, 37, (38)

Henderson, Ronald Clyde . . . . . 2004, 05, 06, 07

Hennick, Ryan (Mgr) . . . . . 2010, 11

Henry, Jaron (Mgr) . . . . . 1917, 18, (19)

Herrndon, James Prugh . . . . . 2007, 08, 09

Hill, Jordan . . . . . 2010, 11, 12, (13)

Hobbs, John Cole . . . . . 1920, 22, 23

Hollis-Jefferson, Ronda . . . . . 2014, 15

Honea, Robert L. . . . . 1949, 50, (51)

Hopkins, Robert Louis . . . . . 1957, 58, (59)

Horne, Jamelle . . . . . 2008, 09, 10, (11)

Howell, Jack R. . . . . 1949, 51, 52

Howell, Robert E. . . . . 1954

Huckestein, James W. . . . . 1971, (72)

Hudak, William C. (Mgr) . . . . . 1954, 56

Hull, T. Gordon . . . . . 1924

Hunter, Jeremy (Mgr) . . . . . 2013, 14, 15, 16

**I**

Iguodala, Andre . . . . . 2003, 04

Inglis, David L. . . . . 1953, 56

Irvine, Wm. C. (Mgr) . . . . . 1950

Irving, John L. . . . . 1973

Iselin, Albin A. . . . . (1918)

Islas, Oscar H. . . . . 1952, 54

**J**

Jack, William Christian . . . . . 1934

Jackson, George Dewar . . . . . 1936, 37, 38

Jackson, Jake (Mgr) . . . . . 2006, 07, 08, 09, 10

Jackson, Keith . . . . . 1982, 83, 84, 85

Jackson-Cartwright, Parker . . . . . 2015, 16, 17, (18)

Jacobs, Gerald T. . . . . 1965

Jacobs, Rolf A. . . . . 1985, 86

Jacobson, Alex . . . . . 2009, 10, 11, (12)

Jacoby, David Theodore . . . . . 1921

Jefferson, Richard . . . . . 1999, 2000, 01

Jenkins, Ortege . . . . . 1998

Jensen, Joseph (Mgr) . . . . . 2003, 04, 05, 06

Jerrett, Grant . . . . . 2013

Jeter, Chase . . . . . (2019)

Johnson, Albert J. . . . . 1963, 64, 65

Johns, Cliff . . . . . 1993

Johnson, Chris . . . . . 2014

Johnson, Deron . . . . . 1991, 92

Johnson, George . . . . . 1932, 33, (34)

Johnson, Leo C. . . . . 1949, 50, (51)

Johnson, Nick . . . . . 2012, 13, (14)

Johnson, Roger E. . . . . 1950, 51, (52)

Johnson, Samuel H. . . . . 1936, 38, 39

Johnson, Stanley . . . . . 2015

Johnson, Zane . . . . . 2008, 09

Johnston, James H. . . . . 1950

Jones, Kory . . . . . 2017, 18, 19

Jones, Lamont . . . . . 2010, 11

Jones, Mitchell E. . . . . 1976, 78

Jones, Percy Wonson . . . . . 1907

Jones, Robin (Mgr) . . . . . 1970, 71, 72

Jordan, George Bernie . . . . . 1938, 39, (40)

Jordan, Robert C. . . . . 1960

Judkins, Garland . . . . . 2009

Jung, Brian E. . . . . 1976, 77

Jung, Mark . . . . . 1982

**K**

Kain, Sidney L. . . . . 1952, 53

Kanner, Steven M. . . . . (1975)

Keener, Joey (Mgr) . . . . . 2010, 11, 14

Kelley, Jarvis . . . . . 1994

Kelly, William (Mgr) . . . . . 2007, 08, 09, 10

Kemmeries, William F. . . . . 1951, 52, (53)

Kentz, Joe (Mgr) . . . . . 1967, 68

Kerr, Steven D. . . . . 1984, 85, (86), (88)

Ketcham, Michael (Mgr) . . . . . 2017, 18

Kinkade, Kevin W. . . . . 1975

Kish, Michael (Mgr) . . . . . 2016, 17, 18

Klumb, Griffin (Mgr) . . . . . 2018

Korcheck, Matt . . . . . 2014, 15

Kordik, Michael W. . . . . (1968)

Kurtz, Ken Joe . . . . . 1965

**L**

Lampner, Leon (Mgr) . . . . . 1945

Larson, Bruce Alan . . . . . 1949, 50

Larson, Dylan (Mgr) . . . . . 2017, 18

Lattimore, Dennis . . . . . 2002

Lavender, Brendon . . . . . 2009, 10, 11, 12

LaVetter, Charles N. . . . . 1964

Lavoy, Thomas O. . . . . 1963, 64, 65

Lawson, Thomas E. . . . . 1972, (73)

Lazar, Arthur M. . . . . 1961

Lazovich, Eli S. . . . . 1952, 53, 54, (55)

Lee, Ira . . . . . 2018, 19

Lee, Jason . . . . . 1997

Lee, Thomas C. . . . . 1969, 70, (71)

Lee, N. Warner . . . . . 1959, 60

Leftault, Charles J. . . . . 1952, 53

Leiber, Henry Edward . . . . . 1931

Lesher, Charles Zaner . . . . . 1916

Lester, Walter Coyle . . . . . 1924, 26

Levine, Aaron (Mgr) . . . . . 2010, 11, 12

Lewis, John William . . . . . 1905

Lindstrom, E. Gordon . . . . . 1967, 68

Lloyd, Gregory . . . . . 1976

Locking, Bret Harlow . . . . . 1920, 21, (22)

Lofton, Kenneth . . . . . 1986, 87, 88, 89

Low, John H. (Mgr) . . . . . 1942, 43

Lubbers, Earl R. . . . . 1957

Luther, Ryan . . . . . 2019

Lutich, Balbo J. . . . . 1951

Lutz, Cedric (Mgr) . . . . . 1932

Lyons, Mark . . . . . 2013

**M**

Mack, Francis C. . . . . 1912, 13, (Mgr), 15

Maffeo, James Stephen . . . . . 1914, 15 (Mgr), 16, (17)

Magno, Jack . . . . . 1982

Mann, William Gibson . . . . . 1947, 48, (49)

Markkanen, Lauri . . . . . 2017

Marsh, Chester L. . . . . 1925, 26

Marshall, Timothy D. . . . . 1976, 77, 78

Mason, Harvey J. . . . . 1987, 88, 89, 90

Mason, Trey . . . . . 2014, 15

Matulis, Adolph John . . . . . 1941

Maxey, Sylvester A. . . . . 1976

Maxwell, Robert E. Jr. . . . . 1959

Mayer, Jordin . . . . . 2011, 12, 13, 14

McAndrew, Patrick F. . . . . 1966

McClellan, Jawann ..... 2005, 06, 07, (08)  
 McConnell, T.J. .... (2014), (15)  
 McCray, Ernest C. .... 1958, 59, (60)  
 McIntyre, John Jacob ..... 1946, 48  
 McKinney, Walter ..... 1969, 70, 71  
 McLean, Joseph R. .... 1993, 94, 95, (96)  
 McMillan, Craig S. .... 1985, 86, 87, 88  
 McSherry, Frank J. .... 1916, 17  
 Mellon, Donald E. .... 1980, 82, 83  
 Mellon, Drew ..... 2012, 13, 14, 15  
 Metz, Dean L. .... 1955, 56  
 Miikla, Tony, (Mgr) ..... 1998, 99, 00, 01, 02  
 Miller, Leslie Creighton ..... 1908, 09, 10  
 Miller, Austin (Mgr) ..... 2015, 16, 17, 18  
 Miller, Cameron (Mgr) ..... 2018  
 Miller, Charles W. .... 1925, 26, 27  
 Miller, Charles W. .... 1980, 81, 82  
 Miller, David (Mgr) ..... 2011, 12, 13  
 Miller, John Robert ..... 1942, 43, 44  
 Mills, Christopher L. .... 1991, 92, (93)  
 Ming, Marcus Aurelius Smith (Mgr) ..... 1961  
 Mitchell, Lanny R. .... 1970, 71  
 Mitchell, Wm. (Mgr) ..... 1961  
 Moe, Richard L. (Mgr) ..... 1954, 55, 56, 57  
 Money, Eric V. .... 1973, (74)  
 Morales, Tony Leyva ..... 1947, 48, 50  
 Morris, Lawrence Charles ..... 1917  
 Mosebar, David P. .... 1980  
 Mower, Richard Lee ..... 1957, 58, (59)  
 Muehlebach, Lawrence M. .... 1988, 89, 90, (91)  
 Mueller, Robert Louis ..... 1956, 57, 58  
 Muhlbach, Beau ..... 2004  
 Murphy, Jack, (Mgr) ..... 1999, 00, 01, 02, 03  
 Myers, Eddie M. .... 1959, 70, 71  
 Myles, Gilbert ..... 1975, 76, 77  
**N**  
 Naegle, Raymond Lynn ..... 1940  
 Najera, Magarito (Mgr) ..... 2010, 11, 12, 13  
 Natyazhko, Kyryl ..... 2010, 11, 12  
 Nehls, Joseph A. .... 1978, 79, (80)  
 Nelson, Myron ..... 1929, 30, (31)  
 Newsome, John ..... 1966, 67  
 Nordyke, Spencer P. (Mgr) ..... 1930  
 Norman, Coniel ..... 1973, (74)  
 Norris, William H. Jr. .... 1972  
 Nymeyer, Edward Fred ..... 1956, 57, (58)  
**O**  
 O'Donald, William A. .... 1955, 56, 57  
 O'Haco, Michael ..... 1941  
 Oldham, James R. .... 1925  
 Onobun, Fendi ..... 2006, 07, 08, 09  
 Oosterveen, Ernest ..... 1955, 56  
 Othick, Matt ..... 1989, 90, 91, (92)  
 Ourada, Tommy (Mgr) ..... 1917, 18  
 Ows, Raymond ..... 1992, 93, 94, (95)  
**P**  
 Pace, Roy (Mgr) ..... 1925  
 Padelford, John Carlton Jr. .... 1943, 47, (48)  
 Palm, Robert ..... 1935  
 Parron, Kevin ..... 2010, 11, 12, (13)  
 Pastner, Josh ..... 1997, 98, 99, 2000  
 Patten, Eugene V. .... 1924  
 Patten, Harold A. .... 1928, 29, 30  
 Payne, Andrew (Mgr) ..... 2014, 15, 16  
 Penner, Paul H. .... 1950  
 Perry, Jesse ..... 2011, 12  
 Peters, Zach ..... 2014  
 Peterson, Alan (Mgr) ..... 2005, 06, 07, 08, 09  
 Peterson, Charles Phillip ..... 1945  
 Peterson, Wiley K. .... 1928  
 Peyton, David (Mgr) ..... 1954  
 Phelps, Wilford W. .... 1916, 17  
 Pickett, Theodis ..... 1964, 65, 66  
 Pinder, Keanu ..... 2017, 18  
 Pistor, William Jacob ..... 1919, 20, 21, 22  
 Pitts, Elliott ..... 2014, 15, 16  
 Pitts, Wm. E. (Mgr) ..... 1954  
 Ponsford, George A. .... 1932, 33, 34  
 Porter, Todd ..... 1983  
 Porter, William A. .... 1915, 16  
 Post, James (Mgr) ..... 2000, 01, 02  
 Preininger, Clair B. .... 1935  
 Prince, J.P. .... 2006  
 Pritchett, Bren (Mgr) ..... 2018  
 Pryce, William M. .... 1928  
 Pugnale, Cooper (Mgr) ..... 2013, 14  
**R**  
 Rachim, Abe (Mgr) ..... 1937  
 Raczynski, Adam (Mgr) ..... 2004, 05, 06, 07  
 Radenkovich, Nick (Mgr) ..... 2012, 13, 14, 15  
 Radenovic, Ivan ..... 2004, 05, (06), (07)  
 Rafferty, Jack ..... 1931, (32)  
 Randolph, Brandon ..... 2018, 19  
 Ranne, Jason ..... 2001, 02, 03, (04)  
 Rappis, James M. .... 1973, 74, 75, (76)  
 Reagor, Ralph D. .... 1935  
 Rebstock, Duane ..... 1909 (Mgr), 10, 11  
 Redd, Hadie ..... 1954, 55  
 Redfern, Milton L. .... 1927, 28

Reeves, Khalid ..... 1991, 92, 93, (94)  
 Reeves, Robert William ..... 1955, (56), (57)  
 Reynolds, A.S. (Mgr) ..... 1948, 50  
 Rhodes, Ralph Lyman ..... 1913, 14  
 Rhodes, Raymond L. (Mgr) ..... 1948, 49  
 Rhodes, William A. (Mgr) ..... 1958  
 Richey, Jason ..... 1994  
 Richmond, Lincoln A. .... 1944, 46, (47), 48, 49  
 Ricks, Claude Lee, Jr. (Mgr) ..... 1947, 48  
 Ridge, Warren C. .... 1956, 57, (58)  
 Ridgway, George Richard ..... 1929, 30, (31)  
 Rigdon, Dylan M. .... 1993, 94  
 Riggs, John D. .... 1930  
 Ristic, Dusan ..... 2015, 16, 17, 18  
 Robertson, George B. .... (1909)  
 Robinson, Dwayne M. .... 1937  
 Rochlin, Abraham (Mgr) ..... 1937  
 Rodgers, Chris ..... 2003, 04, 05, 06  
 Rooks, Sean Lester ..... 1989, 90, 91, (92)  
 Root, Richard A. .... 1966, 67, 67  
 Rosborough, Greg (Mgr) ..... 2002, 03, 04, 05  
 Roth, Elijah (Mgr) ..... 2017, 18  
 Rountree, George ..... 1953, 54, (55)  
 Rubin, Jacob (Mgr) ..... 2011  
 Ruman, Robert P. .... 1941, (42), 43  
 Rustand, Warren S. .... 1963, (64), 65  
**S**  
 Salazar, Jose Urbano ..... 1907, (08), 10  
 Sander, Ben (Mgr) ..... 2012, 13, 14, 15  
 Sancet, Frank ..... 1929  
 Schlebaum, Wm. Michael ..... 1958  
 Schmidt, Casey ..... 1990, 91  
 Scholtzhauer, Walter S. .... (1935), 36  
 Schuff, David A. .... 1951  
 Schwertley, Michael ..... 2000, 02  
 Scott, Gregg ..... 1983  
 Scurlock, Dan A. .... 1961  
 Seal, James G. .... 1959  
 Seavey, John (Mgr) ..... 2013, 14, 15, 16  
 Seigle, Kennth Garland ..... 1937, 39  
 Sessions, Alm Preston ..... 1913, 14, 15, (16)  
 Shakur, Mustafa ..... 2004, 05, (06), (07)  
 Sheridan, Hayden (Mgr) ..... 2014, 2015, 16  
 Shoemaker, Tom R. .... 1951  
 Shumpert, D.J. .... 2009, 10  
 Sieger, Elias ..... 1948  
 Silverstein, Louis ..... 1944, 46  
 Simmons, Kobi ..... 2017  
 Simon, Justin ..... 2016  
 Simon, Miles ..... 1995, 96, (97), (98)  
 Sitrine, George Keith ..... 1945  
 Skaisgir, Joseph G. .... 1961, (62)  
 Skousen, Clarence ..... 1925  
 Slonaker, Alter L. .... 1918, 19, (20)  
 Smallwood, Eugene E. (Mgr) ..... 1951  
 Smith, Clarence J., Jr. (Mgr) ..... 1951  
 Smith, Dylan ..... 2018, 19  
 Smith, Eddie ..... (1984), 85  
 Smith, Frank H.Jr. .... 1980, 81, (82), 83  
 Smith, John A. .... 1978, 79, 80, 81  
 Smith, Ray ..... 2016, 17  
 Smitheran, William R. .... 1953, 54  
 Sorenson, George ..... 1927, (28), (29)  
 Souter, James (Mgr) ..... 1958, (Mgr) 50  
 Spahn, Robert G. .... 1964, 65, (66)  
 Spaulding, George Frederick ..... (1911)  
 Spence, Alec ..... 2019  
 Spencer, Lucas ..... 2008  
 Stamps, Roland A. .... 1968  
 Stanton, Allan Jaynes ..... 1951, 52  
 Steele, James Charles ..... 1945  
 Stevens, Russell L. .... 1960, 61  
 Stevens, Sam S. .... 1946  
 Stewart, Jason ..... 1997, 98, 99  
 Stewart, Jesse Hobson ..... 1905  
 Stickney, Andrew (Mgr) ..... 2016  
 Stokes, Edward K. .... 1990, 91, 92, 93  
 Stoudamire, Damon ..... 1992, 93, (94), (95)  
 Stoudamire, Salim ..... 2002, 03, 04, (05)  
 Strigel, J. Donald ..... 1928, 29, 30  
 Strong, Leon Henri ..... 1909  
 Strong, Paul A., ..... 1972, 73  
 Sullivan, James Daniel ..... (1912)  
 Sutton, Tom ..... 1966  
 Swick-Vialo, Mitchell ..... 1930  
**T**  
 Tait, Michael ..... 1984  
 Tangara, Mohamed ..... 2006, 07, 08  
 Tarczewski, Kaleb ..... 2013, (14), (15), (16)  
 Tatum, Tyler (Mgr) ..... 2010, 11, 12  
 Taylor, Greg ..... 1983  
 Taylor, Morgan ..... 1983, 85  
 Taylor, Philip E. .... 1975, 76, 77, (78)  
 Tebbs, Quynn ..... 1998  
 Terry, Jason ..... 1996, 97, 98, (99)  
 Tewksbury, Raymond W. .... 1931  
 Thomas, Justyn (Mgr) ..... 2015, 16, 17, 18  
 Thomas, Robert Russell ..... 1921, 22, 23, 24  
 Thomason, Austin ..... 1931

Thompson, Arthur Perry (Mgr) ..... 1908  
 Tolbert, Byron Thomas ..... 1987, 88  
 Tollefsen, Mark ..... 2016  
 Thompson, Harvey ..... 1982, 83, 84  
 Torres, Filberto ..... 2002, 03, 04  
 Torres, Paul (Mgr) ..... 2008  
 Tovrea, Harold Charles ..... 1921, 22, (23), (24)  
 Tovrea, J. Howard (Mgr) ..... 1928  
 Trask, William T. (Mgr) ..... 1970  
 Treat, James M. (Mgr) ..... 1972  
 Trier, Alonzo ..... 2016, (17), (18)  
 Trillo, Tyler ..... 2017, 18  
 Triniman, Richard ..... 1923  
 Trout, Maurice Kenneth ..... 1949, 50  
 Trout, Andrew Jack ..... 1946  
 Truman, Irving F. .... 1913, 14  
 Tucker, Ben (Mgr) ..... 2008, 09, 10, 11  
 Turley, Harold E. .... 1934, 35  
 Turner, Joe L. .... 1985, 86, 87, 88  
 Turner, John M. (Pat) ..... 1936  
 Turner, John W. Jr. .... 1930  
 Turner, Josiah ..... 2012  
 Tyler, C.J. (Mgr) ..... 2016, 17, 18  
**U**  
 Udall, Calvin H. .... 1945  
 Udall, Morris K. .... 1942, (47), 48  
 Udall, Stewart Lee ..... 1939, 40, 46  
 Ugrin, John A. .... 1969, 71  
 Underhill, Howard Lawrence Talcott ..... 1911 (Mgr), 12  
**V**  
 Van Atta, Thomas A. (Mgr) ..... 1955  
 Van Coevering, James ..... 1969, 70  
 Van Dusan, Robert E. .... 1923  
 Van Hook, Jack R. .... 1936  
 Van Keuren, Jordan (Mgr) ..... 2010  
 Vasey, Kyle (Mgr) ..... 2012, 13, 14  
 Verdejo, Jesus ..... 2005  
 Vialo, Mitchell Swick ..... 1930  
 Vickers, Elmer Francis Jr. .... 1934, 35, (36)  
 Vlahogeoorge, John ..... 1982  
**W**  
 Wagner, Joseph William ..... 1955, (56)  
 Wakefield, James H. .... 1973, 74  
 Walker, Rickey ..... 1982  
 Wallace, Thomas Jay ..... 1918, 19, (21), 22  
 Walters, Charles N. (Mgr) ..... 1936  
 Walters, Kirk ..... 2004, 05, 06, 08  
 Walton, Luke ..... 2000, 01, (02), (03)  
 Warford, Ralph Elmo ..... 1935, 36, (37)  
 Warner, William ..... 1969, 70, 71  
 Warnock, Harold Charles ..... 1932, 33, 34  
 Warren, Isaiah (Mgr) ..... 2014, 15  
 Washington, Herbert A. .... 1907  
 Webb, Wilber C. .... 1930  
 Weese, Charles Wm. .... 1960, (61)  
 Welton, Rex M. .... 1967, 68, 69  
 Weigl, Nathan (Mgr) ..... 2001, 02, 03, 04  
 Wessel, Justin ..... 1998, 99, 2000, (01)  
 Westfall, Leslie ..... 1940, 41, 42  
 Weyand, Matthew ..... 2018, 19  
 Wheatley, Bruce M. .... 1986  
 Wiepking, Max ..... 2010, 11, 12, 13  
 Williams, Brandon ..... 2019  
 Williams, Brian C. .... 1990, 91  
 Williams, Corey ..... 1993, 94, 95, (96)  
 Williams, Derrick ..... 2010, 11  
 Williams, Joe (Mgr) ..... 2002, 03, 04, 05  
 Williams, Marcus ..... 2006, 07  
 Williams, Peter ..... (1984), 85  
 Williams, Thomas ..... 1977, 78  
 Wilson, Gordon Kenneth ..... 1954  
 Wilson, Puntus ..... 1983  
 Wilson, Traves ..... 1999  
 Winters, Ralph Curtis ..... 1935  
 Wise, Dondre ..... 2010, 11, 12  
 Wise, Nic ..... 2007, 08, (09), (10)  
 Wolfin, Hugh M. .... 1907  
 Womack, Wayne ..... 1989, 90, 91, (92)  
 Wood, Osie Leon III ..... 1980  
 Wooddell, Charles Edward ..... 1905  
 Woods, Loren ..... 2000, (01)  
 Wright, Michael ..... 1999, 2000, 01  
 Wuerdeman, Emil K. .... 1905  
 Wuerdeman, Walter Henry ..... 1910  
**Y**  
 York, Gabe ..... 2013, 14, 15, (16)  
 Young, Robert Kirk ..... 1960, 61, 62  
 Yurkovich, Dan ..... 1945  
**Z**  
 Zahn, Andrew ..... 2002  
 Zeller, Miles Murton ..... 1959  
 Zeno, Michael G. .... 1979  
 ( ) Captain

**Head Coaches**  
 Davis, Walter ..... 1924-25  
 Enke, Fred A. .... 1925-61  
 Kates, Orin A. .... 1904-06  
 Kleeberger, Frank L. .... 1911-12  
 Larson, Bruce ..... 1961-72  
 Lindsey, Ben ..... 1982-83  
 McKale, J.F. .... 1914-21  
 Miller, Sean ..... 2009-pres.  
 Olson, Lute. .... 1983-2007  
 O'Neill, Kevin ..... 2007-08  
 Pennell, Russ ..... 2008-09  
 Pierce, James H. .... 1921-23  
 Quigley, Raymond L. .... 1912-14  
 Rosborough, Jim ..... 2000-01  
 Snowden, Fred ..... 1972-82  
 Stanley, Basil ..... 1923-24  
 Unknown ..... 1906-11

**Assistant Coaches (Since 1953)**  
**B**  
 Burmeister, Ken ..... 1983-86  
 Byrdson, Ricky ..... 1982-88  
**D**  
 Dempsey, Cedric ..... 1963-66  
 Dunlap, Mike ..... 2008-09  
**E**  
 Evans, Jessie ..... 1988-97  
**F**  
 Frink, Mike ..... 1978-81  
**G**  
 Gainey, Justin ..... 2018-pres.  
 Geary, Reggie ..... 2007-09  
 Gordy, Len ..... 1977-82  
**H**  
 Hansen, Bob ..... 1969-73  
 Heintz, Gary ..... 1981-82  
 Holmes, Jerry ..... 1972-75, 1977-83  
**J**  
 John, Jay ..... 1998-02  
 Johnson, Albert ..... 1968-72  
 Johnson, Phil ..... 1993-98  
**L**  
 Larson, Bruce ..... 1958-61  
 Lee, Warner ..... 1961-63  
**M**  
 Maxey, Ken ..... 1973-77  
 McAndrews, Tony ..... 1987-93  
 Miller, Archie ..... 2009-11  
**O**  
 O'Neill, Kevin ..... 1986-89  
**P**  
 Pasternack, Joe ..... 2011-17  
 Pastner, Josh ..... 2002-08  
 Peters, Danny ..... 2018-pres.  
 Phelps, Mark ..... 2015-pres.  
**R**  
 Richardson, Emanuel ..... 2009-17  
 Romar, Lorenzo ..... 2017-18  
 Rosborough, Jim ..... 1989-07  
 Rountree, George ..... 1958-60  
 Rustand, Warren ..... 1966-68  
**S**  
 Sancet, Frank ..... 1953-58  
 Simon, Miles ..... 2005-08  
 Sneed, John ..... 1976-77  
 Stanton, Alan ..... 1956-58  
 Stoudamire, Damon ..... 2013-15  
**T**  
 Tention, Rodney ..... 1997-05  
 Thompson, Scott ..... 1983-87  
 Toney, Dave ..... 1975-76  
**W**  
 Whitford, James ..... 2009-13

## Since 1940

### 00

Gilbert Myles, G, 1975-78  
Anthony Cook, F, 1986-89

### 0

Gilbert Arenas, G, 2000-01  
Jerryd Bayless, G, 2008  
Dondre Wise, G, 2011-12  
Parker Jackson-Cartwright, G, 2015-18

### 1

Leon Wood, G, 1980  
Fendi Onobun, F, 2009  
Kyryl Natyazhko, C, 2010-11  
Sidiki Johnson, F, 2012  
Gabe York, G, 2013-16  
Rawle Alkins, G, 2017-18  
Devonaire Doutrive, G, 2019

### 2

Luke Recker, G/F, 2000  
Michael Wright, F, 2001  
Isaiah Fox, C, 2003-06  
Zane Johnson, F, 2008-09  
Daniel Bejarano, G, 2011  
Mark Lyons, G, 2013  
Ray Smith, G/F, 2016  
Kobi Simmons, G, 2017  
Brandon Williams, G, 2019

### 3

Garland Seigle, G, 1940  
Gail Standage, F, 1945  
Tony Morales, F, 1949-50  
Art Carroll, F, 1951  
Haddie Redd, F, 1952  
Jackson Eddy, F, 1953  
Rudy Garcia, G, 1957  
Jon Conner, G, 1959-60  
Khalid Reeves, G, 1991-94  
Loren Woods, C, 2000-01  
Will Bynum, G, 2002-03  
Marcus Williams, G, 2006-07  
Kevin Parrom, G/F, 2010-13  
Craig Victor, F, 2015  
Justin Simon, G, 2016  
Dylan Smith, G, 2018-19

### 4

L.J. Cox, C, 1940  
Helm Hugh, G, 1941  
Sidney J. McDuff, G, 1945  
William Storie, F, 1946  
Leo Johnson, G, 1950-51  
Jon Bruner, F, 1952-53  
Rick Dienes, G/F, 1960  
Bill Mower, G, 1960-61  
Buster Forbes, G, 1962  
Ben Davis, C, 1995-96  
Luke Walton, F, 2000-2003  
Garland Judkins, G, 2009-10  
T.J. McConnell, G, 2014-15  
Chase Jeter, C, 2019

### 5

John Black, G, 1940-41  
Jimmy Steele, F, 1945  
Tim Ballantyne, C, 1946  
Leon Blevins, F, 1949-50  
Dave Schuff, F, 1951  
Oscar Islas, F, 1952  
Rudy Castro, G, 1953  
Terry Coyle, G, 1955  
Frank Nelson, G, 1957  
Andy Liechty, F, 1959  
Bill Mower, G, 1960-61  
Buster Forbes, G, 1962  
Ruben Douglas, G, 1999  
Travis Hanour, G, 2001-02  
Jawann McClellan, G, 2005-08  
Robert Arvizu, G, 2011-12  
Stanley Johnson, F, 2015  
Kadeem Allen, G, 2016-17  
Brandon Randolph, G, 2018-19

### 6

Mike O'Haco, G, 1940  
Bob Ruman, F, 1941  
John Angulo, F, 1945-46

### 7

Don Gatchel, G, 1940-41  
Jack Troutz, F, 1945-46

### 8

Dave Hood, G, 1940  
Mike O'Haco, F, 1941  
Louis Silverstein, G, 1945-46

### 9

Wilmer Harper, F, 1940-41  
Paul Lerado, G, 1945  
Fred W. Enke, F, 1946

### 10

Lynn Naegle, F, 1940-41  
Philip Peterson, C, 1945  
William Elder, F, 1946  
Jim Steele, F, 1948  
Jon Conner, G, 1959-60  
Wes Flynn, G, 1962-63  
Ken Kurtz, G, 1965  
Walt McKinney, G, 1969-71  
Joe Nehls, G, 1977  
Russell Brown, G, 1978-81  
Brock Brunkhorst, G, 1982-85  
Jason Richey, G, 1994  
Mike Bibby, G, 1997-98  
Lauri Markkanen, F, 2017  
Ryan Luther, F, 2019

### 11

Leslie Westfall, C, 1940  
Adolph Matulis, G, 1941  
Stewart Udall, G, 1946  
Jim Troutt, F, 1949-51  
Ed Fender, G, 1952  
Ted Lazovich, F, 1955  
Rudy Garcia, G, 1959  
Bob Jordan, G, 1960  
Wes Flynn, G, 1962  
Chuck Lavetter, G, 1963  
Bob Spahn, G, 1966  
John Padelford, G, 1969  
Lanny Mitchell, G, 1970-71  
Jim McLaughlin, G, 1972  
Maxey Sylvester, G, 1976  
Michael Tait, G, 1984-85  
Kenny Lofton, G, 1986-89  
Casey Schmidt, G, 1990-91  
Dylan Rigdon, G, 1994  
Kelvin Eafon, G, 1995-96  
Travis Wilson, G, 1999  
Jason Ranne, G, 2001-04  
David Bagga, G/F, 2006-09  
Josiah Turner, G, 2012  
Aaron Gordon, F, 2014  
Allonzo Trier, G, 2016  
Ira Lee, F, 2018-19

### 12

George Jordan, F, 1940  
Harry Chambers, C, 1941  
Robert Fitzpatrick, G, 1945  
Marvin Borodkin, G, 1946  
Bob Honea, F, 1949-51  
Tom Cash, F, 1952  
David Inglis, G, 1953  
John Cushman, F, 1957  
Andy Liechty, F, 1959  
Bob Jordan, G, 1960  
Bill Decker, G, 1962  
Dennis Albright, F/G, 1963-65  
Pat McAndrew, G, 1966-67  
Roland Stamps, G, 1968  
Mark Scurich, G, 1970  
Ron Allen, G, 1973-74  
Gary Harrison, G, 1975-77  
Tommy Williams, G, 1978  
Ricky Walker, G, 1981-82  
Puntus Wilson, G, 1983  
Matt Othick, G, 1989-92  
Josh Pastner, G, 1997-00  
Fil Torres, G, 2003-04  
Daniel Dillon, G, 2005-08  
Lamont Jones, G, 2010-11  
Ryan Anderson, F, 2015-16  
Justin Coleman, G, 2019

### 13

Carl Cameron, G, 1940

Art Mallamo, G, 1941  
Keith Serrine, G, 1945  
Ernie McCray, F, 1959-60  
Bill Decker, G, 1962  
Rolf Jacobs, F, 1985-87  
Donnell Harris, F, 1995-98  
Andrew Zahn, F, 2001-02  
Chris Rodgers, G, 2003-06  
Nic Wise, G, 2007-10  
Nick Johnson, G, 2012-14  
Deandre Ayton, F, 2018

### 14

Carl Berra, F, 1940  
Lauren Batty, G, 1941  
Donald Higgins, C, 1945  
C.L. Bradford, F, 1946  
Art Carrol, G, 1949  
Manuel Gutierrez, G, 1950  
Bob Davis, G, 1951  
Web Small, G, 1952  
Allan Stanton, G, 1953  
Bill Wagner, G, 1955  
Dick Mowher, F, 1959-60  
Kirk Young, F, 1960-62  
Albert Johnson, C/F, 1963-65  
Bill Davis, F/C, 1967-68  
Bill Warner, G, 1969-71  
Gene Moore, F, 1972  
Eric Money, G, 1973-74  
Steve Kanner, G, 1975  
Tom Ehlmann, G, 1976  
John Smith, G, 1978-81  
John Vlahgeorge, G, 1982  
Ken Ensor, G, 1983  
Eddie Smith, F, 1984-85  
Jason Richey, G, 1995  
James Harbour, G, 1996  
Ortege Jenkins, G, 1997  
Michael Schwertley, F, 2000-01  
Peter Hansen, F, 2002  
Beau Muhlbach, G, 2004-05  
Mohamed Tangara, F, 2006-08  
Brendon Lavender, G, 2009  
Kyryl Natyakhko, C, 2012  
Dusan Ristic, C, 2015-18

### 15

Tom Allan, F, 1940-41  
Harold Goodman, F, 1945-46  
Jack Howell, 1951  
Kevin Rountree, F, 1953-55  
Wayne Burke, F, 1959  
Kirk Young, F, 1960-62  
Warren Rustand, G, 1963-65  
Dick Root, F, 1966-68  
Warren Flagg, G, 1970  
Scott Gardner, G, 1972  
Jim Rappis, G, 1973-76  
Steve Lake, G, 1978  
Ron Davis, F, 1980-81  
Pete Murphy, G, 1982  
Joe Mclean, G, 1993-96  
John Ash, G, 1998-01  
Mustafa Shakur, G, 2004-07

### 16

William Flake, G, 1940-41  
Robert Kryder, C, 1945  
John McIntyre, F, 1946

### 17

Stewart Udall, G, 1940  
Les Westfall, C, 1941  
Clarence Capps, G, 1945  
Lincoln Richmond, F, 1946  
Sam Stevens, C, 1946  
Al Kivel, F, 1947

### 18

Gerald Badgett, G, 1946

### 19

Billy Mann, G, 1947  
Roman De Sanctis, F, 1949  
Howard Lopzich, G, 1950  
Roy Brown, G, 1953

### 20

John Padelford, F, 1947-48  
Bill Boyer, F, 1950

Oscar Bueno, F, 1951  
Larry Ewald, C, 1959  
Dick Cunningham, G, 1960  
Dan Breck, C, 1962  
Eddie Brown, G, 1963  
Chuck LaVetter, G, 1964  
Dennis Rajsich, G, 1968-70  
Greg Lloyd, F, 1977  
Troy Cooke, G, 1983-84  
Craig McMillan, G, 1985-88  
Damon Stoudamire, G, 1992-95  
Salim Stoudmire, G, 2002-05  
Dondre Wise, G, 2010  
Jordin Mayes, G, 2011-14  
Kadeem Allen, G, 2015  
Talbot Denny, F, 2018

### 21

Max Spillsbury, C, 1947  
Cecil Crouch, F, 1948-49  
Roger Johnson, G, 1950-52  
James Brown, G, 1953  
Jim Brower, G, 1955  
Dan Breck, C, 1962  
Jim Douglas, G, 1963  
Jamie Foster, F, 1965  
Gordon Lindstrom, F, 1966  
Mike Welton, G, 1967-69  
Charles McKee, G, 1970  
Jim Huckstein, G, 1971  
Dick Mowher, F, 1959-60  
Jim Huckstein, G, 1972  
Jim McLaughlin, G, 1973  
Len Gordy, G, 1974-77  
Robbie Dosty, F, 1978-81  
Keith Jackson, F, 1982-85  
Eric Cooper, G, 1986-87  
Brian Williams, C/F, 1990-91  
Brian Nelson, G, 1992  
Etdrick Bohannon, C, 1993  
Andy Brown, F, 1994  
Bennett Davison, F, 1997-98  
Michael VVright, F, 1999-2000  
Hassan Adams, G, 2003-06  
Kyle Fogg, G, 2009-12  
Brandon Ashley, F, 2013-15  
Chance Comanche, C, 2016-17

### 22

Link Richmond, F, 1947-49  
Honon Thomas, F, 1950  
Gayle Smith, G/F, 1951  
George Roundtree, G, 1952  
Frank Nogales, F, 1953  
Bill O'Donald, F, 1955  
Cal Durand, G, 1957  
Rudy Garcia, G, 1959  
Rick Dienes, G/F, 1960  
Keith Frye, G, 1962  
Charlie Cook, G, 1963-64  
Buddy Doolen, G, 1963-65  
Nyal Leslie, G, 1966  
Bradley Greene, G, 1967-68  
Larry Rote, G, 1970  
John Bradley, F, 1972  
Coniel Norman, G/F, 1973-74  
Herman Harris, G/F, 1974  
Tom Ehlman, G, 1975  
Tim Marshall, F, 1976-78  
Ray Donnelly, F/G, 1979-80  
Greg Cook, F, 1981-1982  
Greg Scott, G, 1983  
Ken Ensor, G, 1984  
Bruce Fraser, G, 1985-87  
Ray Owes, F, 1992-95  
Rick Anderson, F, 1999  
Jason Gardner, G, 2000-03

### 23

Tony Morales, F, 1947-48  
Jack Voorhies, G/F, 1950  
John Peterson, C, 1951  
Charles Leftault, G, 1952-53  
Haddie Red, G, 1955  
Larry Ewald, C, 1959  
Dick Cunningham, G, 1960  
Keith Frye, G, 1962  
Jamies Foster, F, 1963  
Ted Pickett, F, 1965-66  
Gordon Lindstrom, F, 1967-68  
Wayne Burke, F, 1959

Tom Lee, F, 1969-71  
 Bill Norris, G, 1972  
 Greg Lloyd, G, 1976  
 Tom Tolbert, C/F, 1987-88  
 Deron Johnson, F/G, 1990-93  
 Michael Dickerson, F, 1995-98  
 Lamont Frazier, G, 2000-01  
 Jesus Verdejo, G, 2005-06  
 Derrick Williams, F, 2010-11  
 Rondae Hollis-Jefferson, F, 2014-15  
 Mark Tollefsen, F, 2016  
 Alex Barcello, G, 2018-19

## 24

Steve Chalmers, F, 1947  
 Murray Hammock, G, 1948  
 George Greene, G, 1948-50  
 Bill Kemmeries, F, 1951-53  
 Ernie Oosterveen, G, 1955  
 Louis Hopkins, G, 1959  
 Mike Schleibaum, F, 1960  
 Eddie Brown, G, 1962  
 Dan Breck, C, 1963-64  
 Kevin Kelly, F, 1966  
 Wayne McDonald, F, 1967  
 John Ugrin, F, 1969  
 Youree Myers, G, 1971  
 Ed Weatherspoon, G, 1972  
 Randy Echols, G/F, 1973  
 Herman Harris, G/F, 1975-77  
 Joe Nehls, G, 1978-1980  
 Jeff Collins, G, 1981-1982  
 David Haskin, G/F, 1983-86  
 Matt Muehlebach, G, 1988-91  
 Sean Allen, G/F, 1992  
 Quynn Tebbs, G, 1997-99  
 Russell Harris, G, 2001  
 Andre Iguodala, F, 2003-04  
 Fendi Onobun, F, 2006-08  
 Brendon Lavender, G, 2010-12  
 Elliott Pitts, G, 2014-16  
 Ray Smith, G/F, 2017  
 Emmanuel Akot, G, 2018-19

## 25

Joe Cherry, G, 1947  
 Bill Mann, G, 1948-49  
 Cecil Crouch, F, 1950  
 Bill Lutich, C/G, 1951  
 Jim Johnston, F, 1952  
 William Smitheran, G, 1953  
 Lee Warner, F, 1959-60  
 Jon Crawford, G, 1959  
 Mike Schleibaum, F, 1960  
 Eddie Brown, G, 1962  
 John Newsome, G, 1966-67  
 Tony Hatch, G, 1968  
 Tom Lawson, F, 1970  
 Ron Fuller, G/F, 1976  
 Steve Kerr, G, 1984-88  
 Dylan Rigdon, G, 1993  
 Keanu Pinder, F, 2017-18

## 26

George Genung, G, 1947  
 John McIntyre, G/F, 1948  
 Bruce Larson, F, 1949  
 Bill Lutich, C, 1950

## 27

Tim Ballantyne, C, 1947  
 Steve Chalmers, F, 1948  
 Allen Stanton, G, 1951  
 Larry Brown, G, 1953

## 28

Sam Stevens, C, 1947

## 29

Tim Borodkin, G, 1947  
 Elias Sieberg, G, 1948  
 Bob Verbica, F, 1950

## 30

Junior Crum, C, 1947-48  
 Jim Johnston, F, 1950  
 Leon Goar, F, 1955-57  
 Ernie McCray, F, 1959-60  
 Don Wright, G, 1951  
 Charlie Cook, G, 1962  
 Regis Dauk, G, 1963

Harvey Fox, F, 1964-66  
 Mickey Foster, F/G, 1968-70  
 Tom Lawson, G/F, 1971-72  
 Wayne Womack, F, 1989-92  
 Justin Wessel, F, 1997-01  
 Matt Brase, F, 2004-05  
 J.P. Prince, G, 2006-07  
 Angelo Chol, F, 2012-13

## 31

Fred W. Enke, G, 1947-48  
 Rudy Delgado, C/F, 1949  
 Jim Dunlap, C, 1950-53  
 Bill Smitheran, G, 1951  
 Leon Goar, F, 1955  
 Jim Brittain, C, 1959  
 Bill Weese, G, 1960  
 Charlie Cook, G, 1962  
 Joe Nehls, G, 1979  
 Frank Smith Jr., F, 1980-83  
 Marty Barmentloo, F, 1994-95  
 Jason Terry, G, 1996-99  
 Matt Korcheck, F, 2014-15

## 32

Joe Cherry, C, 1948-49  
 Ned Darnall, C, 1950  
 Sid Kain, C, 1951-53  
 Frank Craig, F, 1955  
 Gene Baldwin, G, 1957  
 Jim Brittain, C, 1959  
 Bill Weese, G, 1960  
 Larry Harris, F, 1962-64  
 Mike Aboud, F, 1965-67  
 Richard Barnes, F, 1968-70  
 Phil Edwards, F, 1971  
 Dave Burns, C/F, 1973-75  
 Larry Demic, F, 1976-79  
 Ernest Taylor-Harris, C, 1982  
 Pete Williams, F/C, 1984-85  
 Sean Elliott, G/F, 1986-89

## 33

Morris Udall, C, 1947-48  
 Junior Crum, C, 1949  
 Paul Penner, C, 1950  
 Jerry Dillon, C, 1951-52  
 T.J. Case, G, 1953  
 Darrell Blankinship, C, 1955  
 Dick Mower, G, 1957  
 Miles Zeller, G, 1959-60  
 Bill Weese, G, 1961  
 Larry Harris, F, 1962  
 Tom LaVoy, F, 1963-65  
 Roger Brautigam, G, 1966  
 Warren Anderson, F, 1968-70  
 Greg Aitchinson, F, 1972  
 Brian Jung, C, 1976-77  
 Rick Whyte, G, 1978  
 Greg Hawthorne, C, 1979-80  
 Mark Jung, C, 1982  
 Todd Porter, G/F, 1983  
 Joe Turner, C/F, 1985-87  
 Ron Curry, F, 1989  
 Corey Williams, F, 1993-96  
 Eugene Edgerson, F, 1997-01  
 Rick Anderson, F, 2003  
 Mohamed Tangara, F, 2005  
 Lucas Spencer, G, 2008  
 D.J. Shumpert, F, 2009-10  
 Jesse Perry, F, 2011-12  
 Grant Jerrett, F, 2013  
 Zach Peters, 2014

## 34

Bill O'Donald, F, 1957  
 Miles Zeller, G, 1959-60  
 Regis Dauk, G, 1962  
 Dale Deschamps, F, 1973  
 Steve Kanner, G, 1974  
 Mitchell Jones, F, 1975-78  
 John Hutcherson, F, 1979-80  
 Harvey Thompson, G, 1981-84  
 Brian David, F, 1986-90  
 Morgan Taylor, F, 1985  
 Tony Clark, G/F, 1991  
 Miles Simon, G, 1995-98  
 Dennis Lattimore, F, 2002-03  
 Chase Budinger, F, 2007-09

## 35

Warren Ridge, G, 1957  
 Louis Hopkins, G, 1959  
 Ken Harris, F, 1960  
 Regis Dauk, G, 1961-62  
 Lynard Harris, C, 1973  
 Kevin Kincade, F, 1974  
 Tim Marshall, F, 1975  
 Ron Fuller, G, 1977-78  
 Donald Mellon, F/G, 1979-83  
 Jud Buechler, F, 1987-90  
 Rick Anderson, F, 2000-02  
 Kaleb Tarczewski, C, 2013-16  
 Allonzo Trier, G, 2017-18

## 40

Terry Coyle, G, 1957  
 Jon Crawford, G, 1959  
 Ken Harris, F, 1960  
 Dan Scurlock, C, 1962  
 Monte Clausen, C, 1963  
 Tom Sutton, C, 1965-66  
 Bill Wilson, C, 1968  
 Rick Allen, F, 1970  
 John Ugrin, F, 1971  
 Lynard Harris, F/C, 1972  
 Jarvis Kelley, F, 1994-95  
 Jason Lee, G, 1997  
 Loren Woods, C, 1999

## 41

Bob Mueller, F, 1957  
 Mike Schleibaum, G, 1959  
 Marv Dutt, F, 1960-61  
 Bob Hansen, 1964-66  
 James Hansen, F, 1967-69  
 John Harbour, F, 1969  
 Bruce Anderson, F, 1970-72  
 Tom Lawson, F, 1973  
 John Bradley, F, 1974  
 Bob Aleksa, C, 1975-77  
 Raymond Murdock, F/G, 1978  
 Jack Magno, F, 1982-83  
 Ed Stokes, F/C, 1990-93

## 42

Bill Reeves, F, 1955-57  
 Mike Schleibaum, G, 1959  
 Marv Dutt, F, 1960-61  
 Lee Engbretson, C/F, 1963  
 Ralph Miller, C, 1967  
 John Harbour, F, 1968  
 Bill Wilson, C, 1970  
 Paul Strong, F, 1971-73  
 Jay Geldmacher, F, 1974-77  
 Perry Novelli, G, 1978-79  
 Sean Rooks, C, 1988-90  
 Chris Mills, F/G, 1990-93  
 A.J. Bramlett, C, 1996-99  
 Jamelle Horne, F, 2008-11

## 43

Ed Nymeyer, F, 1957  
 Jim Seal, F, 1959  
 Lee Warner, F, 1959-60  
 Joe Skaisgir, F, 1961-62  
 Gerald Jacobs, 1965-67  
 Jim VanCoevering, C, 1968-70  
 Phil Edwards, C, 1972  
 Jordan Hill, F, 2007-09

## 44

Bob McInerney, C, 1959  
 Russ Stevens, C, 1960-61  
 Mike Kordik, C, 1966-68  
 Eddie Myers, C, 1969  
 Phil Edwards, C, 1973  
 Jerome Gladney, F, 1974-77  
 Michael Zeno, F, 1979-80  
 Kevin Roundfield, F, 1982  
 Andy Woodtli, C, 1984  
 Harvey Mason, G, 1987-90  
 Reggie Geary, G, 1993-96  
 Richard Jefferson, F, 1999-01  
 Chris Dunn, F, 2003  
 Bret Brielmaier, F, 2005-08  
 Solomon Hill, F, 2010-13  
 Trey Mason, G, 2014-16

## 45

Lou Hopkins, C, 1957  
 Russ Stevens, C, 1960-61

Bruce Wheatley, C, 1986-87  
 Mark Georgeson, C, 1988-89  
 Sean Rooks, C, 1990-92  
 Channing Frye, C, 2002-05  
 Ross Davidson, F, 2010

## 50

Robert Maxwell, G, 1959  
 Carl Wheeler, F/C, 1960  
 Monte Clausen, C, 1962  
 David Mosebar, C, 1980-81  
 John Edgar, C, 1985-86  
 Joseph Blair, F/C, 1993-96  
 Alex Jacobson, C, 2008-12  
 Jacob Hazzard, G, 2013-16  
 Tyler Trillo, G, 2017-18  
 Alec Spence, G, 2019

## 51

Robert Maxwell, G, 1959  
 Carl Wheeler, F/C, 1960  
 Monte Clausen, C, 1961-62  
 Kevin Flanagan, F, 1990-94  
 Quinton Crawford, G, 2012-13  
 Paulo Cruz, G, 2016-17

## 52

Lee Warner, F, 1960  
 Gary Tucker, C, 1962  
 Jim Wakefield, C, 1973-74  
 Phil Taylor, F, 1975-78  
 Charles Miller, C/F, 1979-82  
 Morgan Taylor, F, 1983  
 Max Wiepking, F, 1983-84  
 Jason Stewart, G, 1998-99  
 Isaiah Fox, C, 2002  
 Max Wiepking, F, 2010-13  
 Chris Johnson, F, 2014  
 Kory Jones, G, 2017-19

## 53

Earl Lubers, C, 1957  
 Dan Scurlock, C, 1961-62

## 54

Jim Seal, F, 1959  
 Doug Chapman, C, 1960  
 Dan Scurlock, C, 1962  
 Al Fleming, F, 1973-76  
 Phil Taylor, C, 1978  
 Van Beard, C, 1984  
 Robertas Javotkas, C, 2000  
 Kirk Walters, C, 2004-08  
 Eric Conklin, 2014  
 Matthew Weyand, 2018-19

## 55

Bob McInerney, C, 1959  
 Doug Chapman, C, 1960  
 Art Lazar, F, 1961  
 Gary Tucker, C, 1962  
 Eddie Myers, C, 1970-71  
 John Irving, F, 1973  
 Bob Elliott, C, 1974-77  
 John Belobradic, F/C, 1979-83  
 Ivan Radenovic, F, 2005-07  
 Drew Mellon, F, 2012-15  
 Jake Desjardins, F, 2017-19

Name	Years	GP	GS	Min	MPG	FG	FGA	Pct.	3FG	3FGA	Pct.	FT	FTA	Pct.	OR	DR	Tot	RPG	PF	D	A	TO	Blk	S	Pts.	Avg.
Mike Aboud.....	1965-67	63				177	399	.444				63	100	.630			408	6.5	182	9					417	6.6
Hassan Adams.....	2003-06	130	100	3609	27.8	750	1503	.499	75	241	.311	243	345	.704	319	387	706	5.4	263	3	259	255	85	238	1818	14.0
Sol Ahee.....	1945	6				3						1	1	1.000					7	0					7	1.2
Emmanuel Akot.....	2018	31	4	321	10.4	21	54	.389	9	24	.375	5	11	.455	11	23	34	1.1	26	0	26	19	3	6	56	1.8
Dennis Albright.....	1963-65	26				21	47	.447				16	28	.571			22	0.8	5	0					58	2.2
Bob Aleksa.....	1974-77	25		2.5	0.1	11	22	.500				10	16	.625			23	0.9	5	0	0	0	0	0	32	1.3
Sean Alle.....	1992	11	0	40	3.6	7	15	.467				9	14	.643		7	9	0.8	4	0	0	5	3	2	23	2.1
Rawle Alkins.....	2016-18	60	57	1760	29.3	242	538	.450	77	211	.365	145	199	.729	100	193	293	4.9	131	2	134	126	34	62	706	11.8
Kadeem Allen.....	2016-18	68	61	1867	27.5	207	451	.459	50	125	.400	153	211	.725	20	223	243	3.6	165	3	222	133	48	88	617	9.1
Rick Allen.....	1970	4				0	0	.000				4	4	1.000			3	0.8	0	0					4	1.0
Ron Allen.....	1973-74	49				181	397	.456				51	74	.689			91	1.9	95	2	69				413	8.4
Tom Allin.....	1940-44	41				28						18	35	.514					17	0					74	1.8
Bruce Anderson.....	1970-72	69				338	767	.441				130	235	.553			546	7.9	182	3					806	11.7
Rick Anderson.....	1999-03	124	70	2496	20.1	354	739	.479	84	233	.361	176	247	.713	218	354	572	4.6	275	10	146	142	64	66	968	7.8
Ryan Anderson.....	2016	33	33	963	29.1	174	319	.545	2	7	.286	155	208	.745	99	235	334	10.1	69	1	26	63	20	23	505	15.6
Warren Anderson.....	1968-70	25				18	48	.375				12	27	.444			44	1.8	23	1					48	1.9
John Angulo.....	1944-46	16				2						3	3	1.000					8	0					7	0.4
Gilbert Arenas.....	2000-01	70	64	2137	30.5	395	847	.466	107	296	.361	208	282	.738	68	201	269	3.8	165	4	155	188	16	136	1105	15.8
Robert Arvizu.....	2011-12	6	0	10	1.7	0	0	.000	0	0	.000	2	2	1.000	1	0	1	0.2	3	0	0	3	0	0	2	0.3
John Ash.....	1997-01	48	1	161	3.4	5	17	.294	2	7	.286	20	29	.690	3	15	18	0.4	16	0	7	18	0	4	32	0.7
Brandon Ashley.....	2013-15	95	81	2383	25.1	352	678	.519	26	68	.382	249	344	.724	164	346	510	5.4	272	9	71	146	59	55	979	10.3
Deandre Ayton.....	2018	35	35	1172	33.5	276	451	.612	12	35	.343	140	191	.733	118	287	405	11.6	81	3	57	69	66	20	704	20.1
Badgett.....	1946	11				12						4	9	.444					7	0					26	2.4
David Bagga.....	2006-09	26	0	42	1.6	9	19	.474	5	12	.417	2	2	1.000	4	4	2	0.2	6	0	6	0	0	2	25	1.0
Gene Baldwin.....	1957	18				3	19	.158				10	23	.435			15	0.8	6	0					16	0.9
Tim Ballantyne.....	1942-44, 46-47	78				169						88	103	.854					242	23					426	5.5
Alex Barcello.....	2018	21	0	202	9.6	18	46	.391	8	26	.308	6	8	.750	3	19	22	1.0	26	0	20	8	0	3	50	2.4
Marry Barmantloo.....	1995	9	0	29	3.2	5	8	.625	0	0	.000	0	1	.000	2	6	8	0.9	7	0	1	2	0	0	10	1.1
Richard Barnes.....	1968-70	24				8	25	.320				4	12	.333			16	0.7	21	0					20	0.8
John Barringer.....	1937	25				58						14	31	.452					42	3					130	5.2
Lauren Batty.....	1941	4				1						0	0	.000					0	0					2	0.5
Jerry Bayless.....	2008	30	30	1072	35.7	173	378	.458	59	145	.407	187	223	.839	13	69	82	2.7	66	0	121	89	3	29	592	19.7
Daniel Bejarano.....	2011	8	0	30	3.8	1	8	.125	1	8	.125	3	4	.750	1	3	4	0.5	0	0	0	0	0	1	6	0.8
John Belobradic.....	1980-83	93	44	1743	18.7	152	309	.492				76	110	.691			304	3.3	264	12	46	44	19	55	380	4.1
Craig Bergman.....	1987-88	23	0	52	2.3	5	14	.357	3	5	.600	2	3	.667	5	9	14	0.6	8	0	3	6	0	3	15	0.7
Carl Berra.....	1938-40	68				136						76	79	.962					132	5					348	5.1
Mike Bibby.....	1997-98	69	69	2234	32.4	360	789	.456	144	369	.390	197	270	.730	49	166	215	3.1	134	4	377	178	14	143	1061	15.4
John Black.....	1939-41	64				130						44	43						98	6					304	4.8
Tom Black.....	1944	13				17						12	26	.462					21	2					46	3.5
Joseph Blair.....	1993-96	104	66	2570	24.7	470	767	.613	0	1	.000	146	316	.462	259	413	672	6.5	241	5	88	150	101	64	1086	10.4
Darrell Blankinship.....	1955	23				36	102	.353				16	39	.410			70	3.0	39	0					88	3.8
Leon Blankinship.....	1949-50	59				341	961	.355				170	237	.717					118	0					852	14.4
John Bliss.....	1948	2				1						1	1	1.000					0	0					3	1.5
Edrick Bohannon.....	1993	24	0	203	8.5	23	52	.442	0	0	.000	17	31	.548	28	24	52	2.2	23	0	12	15	14	8	63	2.6
Marv Borodkin.....	1942-43, 46-47	93	0	0	-	140			0	0	.000	88	91	.967	0	0	0	0.0	200	3	0	0	0	0	368	4.0
Dick Bowen.....	1948	2				0						0	0	.000					1	0					0	0.0
Bradford.....	1946	15				4						5	9	.556					8	0					21	1.4
John Bradley.....	1972-74	9				3	6	.500				2	3	.667			2	0.2	2	0					8	0.9
A.J. Bramlett.....	1997-99	127	92	2884	22.7	435	828	.525	0	1	.000	228	416	.548	306	511	817	6.4	338	12	102	160	104	87	1098	8.6
Matt Brase.....	2004-05	26	0	70	2.7	9	20	.450	1	14	.071	0	4	.000	6	6	12	0.5	5	0	7	7	0	1	19	0.7
Roger Brautigan.....	1966-67	24				14	43	.326				10	17	.588			18	0.8	22	0					38	1.6
Dan Breck.....	1962-64	76				143	388	.369				92	169	.544			329	4.3	172	10					378	5.0
Bret Briemlaier.....	2005-08	92	11	905	9.8	59	104	.567	0	0	.000	37	66	.561	75	104	179	1.9	85	1	22	30	5	16	155	1.7
Jim Brittain.....	1959	21				52	156	.333				33	44	.750			144	6.9	62	5					137	6.5
Jim Brower.....	1953-55	75				242	703	.344				137	206	.665			297	4.0	277	20					621	8.3
Andy Brown.....	1994	15	0	25	1.7	2	4	.500	0	0	.000	1	2	.500	1	4	5	0.3	1	0	2	1	0	2	5	0.3
Eddie Brown.....	1962	2				0	3	.000				1	1	.000			1	0.5	1	0					0	0.0
Larry Brown.....	1954	4				1	5	.200				2	6	.333					5	0					4	1.0
Roy Brown.....	1953	1				1	3	.333				2	3	.667			1	1.0	0	0					4	4.0
Russell Brown.....	1978-81	107	96	3553	33.2	276	619	.446				150	200	.750			275	2.6	226	3	810	172	13	177	702	6.6
Brock Brunhorst.....	1982-85	103	85	2753	26.7	296	683	.433				141	189	.746			189	1.8	268	11	414	257	20	91	733	7.1
John Bruner.....	1952-54	73				196	498	.394				194	253	.767			238	3.3	180	6	11				586	8.0
Chase Buderger.....	2007-09	100	100	3541	35.4	599	1276	.469	190	496	.383	309	395	.782	139	441	580	5.8	184	4	279	214	35	122	1697	17.0
Jud Buechler.....	1987-90	131	74	2930	22.4	439	802	.547	40	105	.381	226	304	.743	221	416	638	4.9	227	3	256	196	35	116	1144	8.7
Dave Burns.....	1973-75	15				6	14	.429				3	5	.400			11	0.7	12	1	0				14	0.9
Will Bynum.....	2002-03	39	11	717	18.4	94	271	.347	38	135	.281	33	52	.635	19	51	70	1.8								

# INDIVIDUAL CAREER STATS



Name	Years	GP	GS	Min	MPG	FG	FGA	Pct.	3FG	3FGA	Pct.	FT	FTA	Pct.	OR	DR	Tot	RPG	PF	D	A	TO	Blk	S	Pts.	Avg.	
Dale Deschamps	1973	2				0	1	.000				0	0	.000			0	0.0	0	0					0	0.0	
Jake Desjardins	2016-18	10	0	19	1.9	1	4	.250	0	0	.000	2	2	1.000	0	4	4	0.4	5	0	1	3	0	0	4	0.4	
Michael Dickerson	1995-98	130	80	3138	24.1	668	1460	.458	153	417	.367	302	415	.728	215	265	480	3.7	242	5	190	247	24	105	1791	13.8	
Lorry DiGrazia	1937-38	46				176						68	98	.694				5.6	0						420	9.1	
Daniel Dillon	2005-08	113	6	1189	10.5	57	158	.361	31	93	.333	41	63	.651	31	70	101	0.9	115	0	86	57	4	37	186	1.6	
Jerry Dillon	1951-52	57				144	506	.285				125	206	.607			455	8.0	165	0	72				413	7.2	
Ray Donnelly	1979-80	45	5	393	8.7	55	134	.410				15	30	.500			47	1.0	71	1	16	15	1	6	125	2.8	
Thomas Donovan	1943	9				12						3						1.1	0						27	3.0	
Buddy Doolen	1963-65	74				194	467	.415				115	170	.676			209	2.8	163	3					503	6.8	
Robby Dosty	1978-81	68	44	1528	22.5	268	560	.479				142	193	.736			341	5.0	153	3	48	41	9	45	678	10.0	
Jim Douglas	1963	5				2	12	.167				2	3	.667			13	2.6	7	0					6	1.2	
Ruben Douglas	1999	27	14	563	20.9	78	202	.386	29	87	.333	31	51	.608	8	48	56	2.1	54	0	55	6	6	21	216	8.0	
Jim Dunlap	1950,52-53	82				98	333	.294				92	169	.544			224	2.7	139	3	11				288	3.5	
Cal Durand	1957	2				1	1	1.000				0	0	.000				0	0						2	1.0	
Marv Durt	1960-61	50				149	389	.383				121	176	.688			270	5.4	113	4					419	8.4	
Kevin Eafon	1995-96	31	0	104	3.4	12	33	.364	3	15	.200	4	6	.667	2	11	13	0.4	7	0	7	19	0	2	26	0.8	
Randy Echols	1973	17				10	30	.333				12	16	.750			21	1.2	18	0	3				32	1.9	
Jackson Eddy	1953-55	40				48	149	.322				21	32	.656			20	0.5	37	0					117	2.9	
John Edgar	1985-86	51	36	1177	23.1	152	303	.502				87	129	.674			253	5.0	128	6	42	95	40	26	385	7.5	
Eugene Edgers	1997-99, 01	130	9	1927	14.8	173	348	.497	0	1	.000	204	323	.632	287	287	574	4.4	265	5	35	109	30	74	550	4.2	
Phil Edwards	1971-73	35				26	63	.413				25	42	.595			51	1.5	77	16	4				108	3.1	
Tom Ehmann	1975-77	10		18.5	1.9	2	6	.333				4	7	.571			6	0.6	8	0	1		0	0	8	0.8	
Elder	1946	23				49						10	14	.714				2.7	0						106	4.6	
Bob Elliot	1974-77	114		770	6.8	808	1512	.534				515	767	.671			1083	9.5	303	6	14	19	24	213	18.7		
Sean Elliott	1986-89	133	133	4499	33.8	896	1750	.512	140	327	.428	625	786	.795	202	435	808	6.1	243	6	451	373	38	103	2555	19.2	
Fred W. Enke	1944-48	55				120						102	149	.685				1.6	0						342	6.2	
Ken Ensor	1983-84	44	0	348	7.9	32	73	.438				34	43	.791			34	0.8	35	0	33	35	1	9	98	2.2	
Sid Entz	1937	1																									
James Eppler	1956	6				0	8	.000				2	3	.667			8	1.3	6	0					2	0.3	
Fred Erdhaus	1938-39	25				29						11	17	.647				1.9	0						69	2.8	
Larry Ewald	1958-59	7				4	23	.174				3	10	.300			35	5.0	23	0					11	1.6	
Anas Fellah	2002	8	0	21	2.6	1	4	.25	0	2	.000	0	0	.000	0	0	0	0.0	0	0	1	0	0	1	2	0.3	
John Fitzgerald	1944	2				3						5	5	1.000				6	0						9	4.5	
Bill Flake	1941	16				2						5	5	1.000				1.5	0						9	0.6	
Kevin Flanagan	1991,93-94	66	7	603	9.1	37	81	.457	0	0	.000	39	86	.453	52	107	159	2.4	70	0	14	36	8	17	113	1.7	
Al Fleming	1973-76	114				688	1181	.583				389	522	.745			1190	10.4	352	13	34				1765	15.5	
Wes Flynn	1961-63	77				271	754	.359				178	264	.674			297	3.9	193	6					720	9.4	
Kyle Fogg	2009-12	139	119	3829	27.5	404	983	.411	193	478	.404	340	441	.771	74	309	383	2.8	286	8	302	226	34	124	1341	9.6	
Buster Forbes	1962	26				41	93	.441				34	65	.523			59	2.3	68	1					116	4.5	
Jamie Foster	1964-65	9				6	10	.600				1	2	.500			5	0.6	2	0					13	1.4	
Mickey Foster	1968-70	77				361	861	.419				244	296	.824			397	5.2	239	11					966	12.5	
Harvey Fox	1964-66	66				273	612	.446				134	183	.732			311	4.7	133	1					680	10.3	
Isaiah Fox	2002-06	94	22	1167	12.4	131	262	.500	0	1	.000	68	119	.571	113	189	302	3.2	188	3	21	84	20	27	330	3.5	
Bruce Fraser	1985-87	46	0	149	3.2	4	7	.571	0	0	.000	6	11	.545	1	4	17	0.4	13	0	14	19	0	11	14	0.3	
Lamont Frazier	2000-01	39	0	405	10.4	31	96	.323	0	0	.000	19	35	.543	13	41	54	1.4	42	1	35	28	5	16	81	2.1	
Channing Frye	2002-05	133	119	3686	27.7	707	1257	.562	6	23	.261	369	486	.759	369	606	975	7.3	370	9	175	191	258	86	1789	13.5	
Keith Frye	1962	3				0	0	.000				0	0	.000				0	0						0	0.0	
Ron Fuller	1976-77	2		4	2.0	1	1	1.000				0	0	.000				0	0		0	0	0	0	0	2	1.0
Rudy Garcia	1957-59	28				49	157	.312				32	48	.667			52	1.9	49	1					130	4.6	
Jason Gardner	2000-03	136	135	4825	35.5	575	1446	.398	318	875	.363	516	663	.778	80	382	462	3.4	241	2	622	347	4	225	1984	14.6	
Ralph Gardner	1940	6				2						2						3	0						6	1.0	
Scott Gardner	1972	26				49	138	.355				21	32	.656			64	2.5	51	0					119	4.6	
Don Gatchel	1940-41	33				33						16	24	.667				3.7	1						84	2.5	
Reggie Geary	1993-96	127	101	3551	28.0	315	730	.432	115	331	.347	149	253	.589	140	258	398	3.1	357	8	560	311	71	208	894	7.0	
Jay Geldmacher	1974	9				3	3	1.000				1	3	.333			2	0.2	2	0					7	0.8	
Mark Georgeson	1989	3	0	6	2.0	1	3	.333	0	0	.000	0	0	.000	0	0	0	0.0	0	0	1	0	0	0	2	0.7	
George Genung	1942-47	78				190						73	58	###				141	6						453	5.8	
Gieseke	1938-39	7				3						0	0	.000				3	0						6	0.9	
Jerome Gladney	1974-77	96		281	2.9																						

Table with columns: Name, Years, GP, GS, Min, MPG, FG, FGA, Pct., 3FG, 3FGA, Pct., FT, FTA, Pct., OR, DR, Tot, RPG, PF, D, A, TO, Blk, S, Pts., Avg. Lists player names and their career statistics.

# INDIVIDUAL CAREER STATS



Name	Years	GP	GS	Min	MPG	FG	FGA	Pct.	3FG	3FGA	Pct.	FT	FTA	Pct.	OR	DR	Tot	RPG	PF	D	A	TO	Blk	S	Pts.	Avg.	
Ryan O'Hara	2004	6	0	12	2.0	0	1	.000	0	0	.000	0	0	.000	0	1	1	0.2	2	0	0	1	0	0	0	0.0	
Fendi Onobun	2006-09	81	3	591	7.3	61	104	.587	0	0	.000	21	43	.488	37	58	95	1.2	101	2	17	32	9	11	143	1.8	
Ernie Oosterveen	1955-56	51				126	414	.304				102	143	.713			126	2.5	69	1					354	6.9	
Matt Orlick	1989-92	129	83	3141	24.3	298	700	.426	192	485	.396	268	550	.766	45	226	271	2.1	173	1	552	253	7	142	1055	8.2	
Ray Owens	1992-95	120	89	2650	22.1	459	912	.503	130	302	.430	228	369	.618	243	478	721	6.0	283	8	59	160	63	53	1178	9.8	
John Padelford	1943-47,48-49	68				181						80	99	.808			103	0							442	6.5	
John Padelford	1969	3				0	2	.000				0	0	.000				2	0						0	0.0	
Kevin Parron	2010-11	110	25	2257	20.5	259	557	.465	96	253	.379	141	196	.719	139	293	432	3.9	195	5	204	116	27	59	755	6.9	
Josh Pastner	1997-00	42	0	98	2.3	13	40	.325	6	18	.333	8	11	.727	0	14	14	0.3	3	0	12	17	0	1	40	1.0	
Jay Patterson	1945	1				0						0	0	.000				0	0						0	0.0	
Paul Penner	1950	31				131	353	.371				70	118	.593				100	0						332	10.7	
Jesse Perry	2011-12	73	60	1806	24.7	237	494	.480	18	65	.277	186	266	.699	147	283	430	5.9	125	2	72	93	36	22	678	9.3	
Zach Peters	2014	11	0	31	2.8	0	6	.000	0	6	.000	0	0	.000	0	4	4	0.4	5	0	0	2	0	0	0	0.0	
Philip Peterson	1945,48	20				46						35	57	.614				48	3						127	6.4	
Ted Pickett	1964-66	64				268	567	.473				193	263	.734				372	5.8	151	5				729	11.4	
Keanu Pinder	2016-18	67	1	155	11.3	56	93	.602	1	4	.250	40	67	.597	47	120	167	2.5	131	2	14	42	38	25	153	2.3	
Elliott Pitts	2014-16	69	3	915	13.3	65	170	.382	40	118	.339	22	34	.647	30	49	79	1.1	98	1	36	29	2	24	192	2.8	
Todd Porter	1983	23	2	177	7.7	26	72	.361				15	27	.556				28	1.2	31	0	15	20	5	9	67	2.9
J.P. Prince	2006-07	31	0	363	11.7	25	89	.281	9	40	.225	5	12	.417	12	44	56	1.8	31	0	54	34	11	26	64	2.1	
Ivan Radenovic	2004-07	122	93	3302	27.1	450	966	.466	58	183	.317	342	426	.803	283	421	704	5.8	260	7	192	235	46	107	1300	10.7	
Dennis Rajtsch	1968-70	7				1	4	.250				3	6	.500				3	0.4	4					5	0.7	
Brandon Randolph	2018	31	4	361	11.6	41	107	.383	15	46	.326	19	26	.731	4	22	26	0.8	37	0	26	21	4	12	116	3.7	
Jason Ranne	2001-04	48	0	377	7.9	9	29	.310	5	20	.250	7	9	.778	3	8	11	0.2	7	0	8	4	0	5	30	0.6	
Jim Rappis	1973-76	94				407	906	.449				135	183	.738				199	2.1	231	9	7			953	10.1	
Haddie Redd	1952,54-55	66				275	823	.334				234	363	.645				445	6.7	111	6	15			784	11.9	
Bill Reeves	1955-57	77				212	717	.296				165	321	.514				825	10.7	288	27				589	7.6	
Khalid Reeves	1991-94	128	89	3445	26.9	646	1349	.479	186	489	.380	447	586	.763	107	317	424	3.3	295	8	396	280	13	187	1925	15.0	
Don Rice	1956	2				1	3	.333				0	0	.000				2	1.0	0					2	1.0	
Jason Richey	1994	15	0	27	1.8	5	15	.333	3	6	.500	5	7	.714	2	6	8	0.5	6	0	2	8	0	2	18	1.2	
Lincoln Richmond	1943-44,46-49	118				525	1250	.420				196						125	1						1246	10.6	
Warren Ridge	1956-58	75				212	545	.389				150	191	.785				238	3.2	165	2				574	7.7	
Dylan Ridgdon	1993-94	46	0	509	11.1	60	135	.444	24	65	.369	95	109	.872	11	50	61	1.3	49	0	60	42	4	21	239	5.2	
Dusan Ristic	2015-18	141	78	2640	18.7	484	857	.565	14	30	.467	199	285	.698	204	439	643	4.6	271	4	77	137	66	31	1181	8.4	
Dwayne Robinson	1937	9				11						2	4	.500				2	0						24	2.7	
Chris Rodgers	2003-06	119	24	2303	19.4	242	655	.369	121	338	.358	144	190	.758	48	178	226	1.9	164	0	203	133	5	150	749	6.3	
Rolf	1938	5				0						0	0	.000				1	0						0	0.0	
Sean Rooks	1989-92	129	62	2724	21.1	550	986	.558	5	9	.556	392	590	.664	225	426	651	5.0	297	6	146	230	142	63	1497	11.6	
Dick Root	1966-68	74				208	517	.402				124	180	.689				357	4.8	131	1				540	7.3	
Larry Rote	1970	8				3	8	.375				0	9	.000				4	0.5	11	0				11	1.4	
Kevin Roundfield	1982	4	0	21	5.3	2	5	.400				1	2	.500				9	2.3	3	0	0	5	1	0	5	1.3
George Rountree	1953-55	76				260	790	.329				187	287	.652				258	3.4	216	9				707	9.3	
Bob Ruman	1941-43	62				261						127	41					132	5						649	10.5	
Warren Rustand	1963-65	75				328	717	.457				240	295	.814				302	4.0	185	9				896	11.9	
Henry Samaniego	1944	9				14						5	11	.455				9	0						33	3.7	
Mike Schleibaum	1958-59	16				4	41	.098				4	7	.571				9	0.6	18	0				12	0.8	
Casey Schmidt	1990	54	0	368	6.8	45	116	.388	24	69	.348	16	18	.889	21	28	49	0.9	28	0	25	28	0	11	130	2.4	
Dave Schuff	1951	30				125	281	.445				40	59	.678				203	6.8	82	0	91			290	9.7	
Mike Schwertley	2001-02	17	0	73	4.3	6	16	.375	0	2	.000	6	10	.600	8	7	15	0.9	10	0	5	9	1	2	19	1.1	
Gregg Scott	1983	3	0	8	2.7	3	6	.500				0	0	.000				2	0.7	2	0	0	1	0	0	6	2.0
Marvin Scott	1948	2				1						1	2	.500				0	0						3	1.5	
Dan Scurlock	1961-62	41				94	234	.402				53	101	.525				214	5.2	98	4				241	5.9	
Jim Seal	1959	14				14	32	.438				10	23	.435				37	2.6	18	0				36	2.6	
Garland Seigle	1937-40	25				9						2	6	.333				4	0						14	0.6	
Mustafa Shakur	2004-07	131	129	4066	31.0	447	990	.452	100	282	.355	324	412	.786	93	397	490	3.7	287	7	670	388	13	156	1318	10.1	
Tom Shoemaker	1952				N/A	3	19	.158				2	4	.500				9	N/A	10	0				10	N/A	
D.J. Shumper	2009-10	14	0	32	2.3	0	3	.000	0	0	.000	2	4	.500	5	6	11	0.8	2	0	3	6	0	2	2	0.2	
Elias Sieger	1948	18				10						10	11	.909				19	0						30	1.7	
Lou Silverstein	1944-46	31				18						7	7	1.000				38	0						43	1.4	
Kobi Simmons	2017	37	19	871	23.5	111	281	.395	32	98	.327	69	89	.775	13	47	60	1.6	70	0	73	46	3	24	323	8.7	
Justin Simon	2016	24	0	180	7.5	23	46	.500	1	3	.333	9	21	.429	7	22	29	1.2	22	0	8	14	6	7	56	2.3	
Miles Simon	1995-98	114	90	3490	30.6	543	1172	.463	176	470	.374	402	524	.767	133	299	432	3.8	219	1	455	291	22	125	1664	14.6	
Keith Sirrine	1945	10				27						15	29	.517				25	1						69	6.9	
Joe Skaisgir	1959-60	54				408	980	.416				220	326	.675				585	10.8	125	1				1036	19.2	
Hanley Slagle	1937	4				0						0	0	.000				0	0						1	0.3	
Small	1952				N/A	1	6	.167				1	4	.250				8	N/A	7	0	0			3	N/A	
Dylan Smith	2018	34	8	498	14.6	49	135	.363	32	97	.330	17	21	.810	12	41	53	1.6	49	1	36	31	7	5	147	4.3	
Eddie Smith	1984-85	59	59	2055	34.8	315	61																				



Name.....	Years	GP	GS	Min	MPG	FG	FGA	Pct.	3FG	3FGA	Pct.	FT	FTA	Pct.	OR	DR	Tot	RPG	PF	D	A	TO	Blk	S	Pts.	Avg.	
Craig Victor.....	2015	8	0	57	7.1	8	13	.615	0	0	.000	9	17	.529	6	3	9	1.1	4	0	0	1	2	3	25	3.1	
John Vlahogeorge.....	1982	16	1	81	5.1	13	28	.464				6	9	.667			8	0.5	8	0	3	11	1	0	32	2.0	
Jack Vorhies.....	1950	10				3	10	.300				3	5	.600					4	0					9	0.9	
Bill Wagner.....	1955-56	41				55	172	.320				30	41	.732			86	2.1	74	3					140	3.4	
Jim Wakefield.....	1973-74	19				6	17	.353				15	21	.714			41	2.2	36	2	1				27	1.4	
Ricky Walker.....	1981-82	33	12	510	15.5	43	94	.457				11	25	.440			37	1.1	80	1	71	35	2	23	97	2.9	
Kirk Walters.....	2004-08	102	30	1120	11.0	111	206	.539	0	0	.000	69	114	.605	71	122	193	1.9	144	2	7	61	82	23	291	2.9	
Luke Walton.....	2000-03	129	84	3514	27.2	420	985	.426	65	229	.284	274	400	.685	195	467	662	5.1	236	2	582	336	58	151	1179	9.1	
Ralph Warford.....	1937	25				65						14	26	.538					13	0					144	5.8	
Bill Warner.....	1969-71	78				582	1263	.461				298	428	.696			520	6.7	216	2					1462	18.7	
Ed Weatherspoon.....	1972	18				6	26	.231				8	14	.571			9	0.5	17	0					20	1.1	
Bill Weese.....	1960-61	50				177	490	.361				99	165	.600			199	4.0	141	5					453	9.1	
Mike Welton.....	1967-69	52				120	277	.433				83	105	.790			79	1.5	78	1					323	6.2	
Justin Wessel.....	1998-01	120	20	1564	13.0	124	271	.458	4	17	.235	70	99	.707	109	163	272	2.3	159	1	69	79	20	66	322	2.7	
Leslie Westfall.....	1940-42	40				20						28	12						31	1					68	1.7	
Matt Weyand.....	2018	1	0	1	1.0	0	0	.000	0	0	.000	0	0	.000	0	0	0	0.0	0	0	0	0	0	0	0	0.0	
Bruce Wheatley.....	1986	21	0	90	4.3	4	15	.267				8	15	.533			12	0.6	17	0	5	9	1	5	16	0.8	
Harry Wheaton.....	1937	6				4						4	4	1.000					4	0					12	2.0	
Carl Wheeler.....	1960	2				1	3	.333				0	1	.000			3	1.5	2	0					2	1.0	
Max Wiepking.....	2010-13	20	0	36	1.8	5	8	.625	4	7	.571	2	5	.400	0	8	8	0.4	2	0	0	1	0	0	16	0.8	
Corey Williams.....	1993-96	109	43	1868	17.1	293	593	.494	81	215	.377	69	118	.585	143	244	387	3.6	148	2	89	107	36	76	736	6.8	
Brian Williams.....	1990-91	67	59	1571	23.4	325	550	.591	0	1	.000	179	257	.696	159	295	454	6.8	182	6	35	121	80	48	829	12.4	
Derrick Williams.....	2010-11	69	68	2016	29.2	388	662	.586	46	90	.511	405	563	.719	173	360	533	7.7	184	9	65	160	46	56	1227	17.8	
Marcus Williams.....	2006-07	63	54	1939	30.8	355	748	.475	53	149	.356	164	231	.710	124	230	354	5.6	126	3	128	139	41	65	927	14.7	
Pete Williams.....	1984-85	59	58	1997	33.8	296	489	.605				201	334	.602			543	9.2	175	9	54	112	41	65	793	13.4	
Tommy Williams.....	1977-78	40	2	256	6.4	23	37	.622				15	19	.789			17	0.4	33	1	46	19	0	14	187	4.7	
Bill Wilson.....	1968-70	7				2	3	.667				3	5	.600			11	1.6	8	0					7	1.0	
Ken Wilson.....	1954	17				7	33	.212				13	23	.565					16	0					27	1.6	
Puntus Wilson.....	1983	28	25	785	28.0	144	319	.451				29	42	.690			91	3.3	52	0	56	85	8	44	317	11.3	
Traves Wilson.....	1999	28	6	422	15.1	28	89	.315	14	51	.275	15	26	.577	14	28	42	1.5	48	2	26	30	1	15	85	3.0	
Dondre Wise.....	2010-12	18	0	36	2.0	0	0	.000	0	0	.000	2	2	1.000	0	3	3	0.2	2	0	7	2	0	1	2	0.1	
Nic Wise.....	2007-10	115	77	3267	28.4	398	951	.419	160	405	.395	329	392	.839	30	234	264	2.3	220	4	394	248	8	167	1285	11.2	
Wayne Womack.....	1989-92	126	39	2194	17.4	251	483	.520	0	4	.000	218	338	.645	177	283	459	3.6	232	5	68	109	72	59	721	5.7	
Leon Wood.....	1980	24	7	221	9.2	43	111	.387				19	26	.731			6	0.3	15	0	25			0	7	105	4.4
Loren Woods.....	2000-01	55	53	1699	30.9	287	550	.522	1	5	.200	214	269	.796	108	275	383	7.0	114	2	100	115	186	40	789	14.3	
Michael Wright.....	1999-01	99	95	2854	28.8	527	917	.575	1	6	.167	291	582	.500	319	513	832	8.4	215	2	40	177	28	52	1491	15.1	
Kirk Young.....	1960-62	76				165	514	.321				69	123	.561			277	3.6	200	4					399	5.3	
Gabe York.....	2013-16	124	59	2905	23.4	379	915	.414	229	569	.402	156	208	.750	40	236	276	2.2	173	0	191	131	26	72	1143	9.2	
Dan Yurkovich.....	1945	7				4						2	7	.286					20	1					10	1.4	
Andrew Zahn.....	2002	16	0	54	3.4	6	9	.667	1	2	.500	2	4	.500	6	9	15	0.9	11	0	1	4	1	0	15	0.9	
Miles Zeller.....	1959-60	33				64	188	.340				36	58	.621			78	2.4	57	1					164	5.0	
Michael Zeno.....	1979-80	44	9	403	9.2	51	107	.477				31	50	.620			100	2.3	47	0	12	11	2	14	133	3.0	

\* Statistics from 2007-08 season vacated due to NCAA infractions.

## MCKALE CENTER'S LARGEST CROWDS

Rnk	Att.	Opponent	Date
1.	15,176	Arizona State	3/4/1978
2.	15,156	New Mexico	1/14/1978
3.	14,729	California	3/5/2009
4.	14,728	USC	2/12/2009
5.	14,724	UCLA	2/25/2012
6.	14,723	Stanford	3/7/2009
7.	14,672	Morgan State	11/20/1997
8.	14,655	Many times	Many times

## YEARLY ATTENDANCE & RECORD IN MCKALE CENTER

Year	Games	Record	Total	Avg.	National Rank
1972-73	5\$	4-1	64,975	12,995	
1973-74	15	14-1	184,275	12,285	7th
1974-75	14	13-1	159,096	11,364	
1975-76	16	16-0	179,523	11,220	10th
1976-77	16	16-0	199,130	12,446	
1977-78	15	12-3	172,428	11,495	18th
1978-79	15	13-2	174,831	11,655	22nd
1979-80	16	10-6	181,428	11,339	17th
1980-81	17	10-7	160,651	9,450	
1981-82	14	6-8	115,272	8,234	
1982-83	14	4-10	87,136	6,224	
1983-84	14	7-7	102,163	7,297	
1984-85	15	12-3	163,980	*10,932	25th
1985-86	16	16-0	179,008	*11,188	23rd
1986-87	15	10-5	190,800	*12,720	15th
1987-88	19%	19-0	252,649	**13,297	16th
1988-89	14	14-0	190,675	**13,620	20th
1989-90	14	14-0	190,949	**13,639	19th
1990-91	17	17-0	235,051	**13,826	15th
1991-92	16	15-1	222,347	**13,884	17th
1992-93	15	14-1	208,185	**13,879	16th
1993-94	15	14-1	209,592	**13,973	16th
1994-95	14	11-3	199,589	**14,257	15th
1995-96	16	13-3	228,064	**14,254	15th
1996-97	14	13-1	199,899	**14,279	12th
1997-98	15	15-0	217,953	**14,530	11th
1998-99	14	14-0	200,885	**14,349	16th
1999-2000	17	16-1	246,237	**14,485	16th
2000-01	15	13-2	217,996	**14,533	16th
2001-02	13	9-4	189,072	**14,544	15th
2002-03	15	14-1	218,427	**14,562	16th
2003-04	15	13-2	218,418	**14,561	17th
2004-05	16	15-1	232,926	**14,558	12th
2005-06	14	12-2	204,213	**14,587	16th
2006-07	16	11-5	227,239	*14,202	17th
2007-08+	17	0-6	241,703	*14,218	19th
2008-09	17	14-3	232,576	*13,681	19th
2009-10	16	11-5	221,047	*13,815	19th
2010-11	17	17-0	232,561	*13,680	20th
2011-12	18	14-4	244,829	*13,602	19th
2012-13	16	14-2	226,505	*14,157	19th
2013-14	18	18-0	258,749	*14,375	19th
2014-15	17	17-0	248,046	*14,591	16th
2015-16	18	17-1	261,478	*14,527	14th
2016-17	16	15-1	230,560	*14,410	15th
2017-18	16	15-1	230,947	*14,434	16th
<b>Totals</b>	<b>707</b>	<b>+591-105</b>	<b>9,254,423</b>	<b>13,089</b>	

(.848)

# Full Capacity  
 \* Led the Pac-12 Conference in attendance  
 % Figure includes three home games during the Pac-10 Tournament  
 \$ McKale Center opened Feb. 1, 1973, with five home dates during the 1972-73 season  
 + 11 victories were vacated due to NCAA infractions. Actual on-court record was 11-6. Facility win/loss record and winning percentage reflects those vacated victories.

## MCKALE CENTER ATTENDANCE NOTES

Arizona has led the Pac-12 in attendance every year since 1984-85, a streak of 34-consecutive seasons.

Since the start of the 1987-88 season, Arizona has played to over 97% percent of capacity for all of its home games in that span – 474 games following 2017-18.

Arizona is the only school in the nation to have two home-court winning streaks rank among the top 10 in NCAA Division I history. UA's 81-game win streak in Bear Down Gym from 1945-51 ranks fifth, while the 71-game win streak in McKale Center from 1987-92 ranks 10th.

## Longest NCAA Homecourt Win Streaks

Wins	School	Years
129	Kentucky.....	1943-55
99	St. Bonaventure.....	1948-61
98	UCLA.....	1970-76
86	Cincinnati.....	1957-64
<b>81</b>	<b>ARIZONA.....</b>	<b>1945-51</b>
81	Marquette.....	1967-73
80	Lamar.....	1978-84
75	Long Beach State.....	1968-74
72	UNLV.....	1974-78
<b>71</b>	<b>ARIZONA.....</b>	<b>1987-92</b>

## MCKALE CENTER AT A GLANCE

**Ground Broken:** Fall 1970  
**Cost:** \$8.1 million  
**Building Dimensions:** 428 feet long, 339 feet wide, 77 feet high  
**First Game:** Feb. 1, 1973; Arizona 87, Wyoming 69  
**UA Record in Facility:** 591-105 (.848)+  
**Current Capacity:** 14,644  
**Cumulative Attendance:** 9,254,423 in 46 seasons  
**Undefeated Seasons:** 12 (1976, '77, '86, '88, '89, '90, '91, '98, '99, '11, '14, '15)  
**Longest Homecourt Win Streak:** 71, Feb. 14, 1987 to Jan. 11, 1992  
**NCAA Championship Events Hosted:**  
*Men's Basketball West Regional:* 2 (1974, 1980)  
*Men's Basketball First/Second Rounds:* 10 (1977, '79, '87, '89, '91, '93, '97, 2000, '05, '11)  
*Men's Basketball Second/Third Rounds:* 1 (2011)  
*Women's Basketball First/Second Rounds:* 1 (2006)  
*Wrestling Championships:* 1 (1976)  
**Most Points Scored, Arizona:** 127, Arizona vs. Arizona State, Jan. 5, 1998  
**Most Points Scored, Opponent:** 110, Arizona State vs. Arizona, Feb. 17, 1973  
**Biggest Winning Margin, Arizona:** 64, Arizona (118) vs. Robert Morris (54), Dec. 28, 1996  
**Biggest Winning Margin, Opponent:** 30, BYU (99) vs. Arizona (69), Dec. 28, 2009  
**Most Points Scored, Arizona Individual:** 41, Al Fleming, vs. Detroit, Jan. 10, 1976  
**Most Points Scored, Opponent:** 49, Jimmer Fredette, BYU vs. Arizona, Dec. 28, 2009  
 + record reflects 11 vacated victories during 2007-08 season due to NCAA infractions





