



2017-18 ARIZONA BASKETBALL MEDIA GUIDE



TABLE OF CONTENTS

TV/Radio Roster	2
Broadcast Notes	3
2017-18 Schedule.....	4
2017-18 Opponents	5-7
Coach/Staff Bios	8-10
Student-Athlete Bios	11-12
2016-17 Stats	13-14
Opponent History	15-29
Records	30-49
Top Scoring Performances	32-33
Honors	50-52
NBA Draft.....	53
In the Polls	54-55
vs. Ranked Opponents	56-58
Yearly Results.....	59-72
All-Time Letterwinners	73-74
All-Time Jersey Numbers.....	75-76
Individual Career Stats.....	77-81
McKale Center Information.....	82

2017-18 ARIZONA ROSTER

No.	Name	Cl.	Pos.	Ht.	Wt.	Hometown (Previous School)
0	Parker Jackson-Cartwright	Sr.	G	5-11	170	Los Angeles, Calif. (Sierra Canyon HS)
1	Rawle Alkins	So.	G	6-5	220	Brooklyn, N.Y. (Word of God Academy (NC.))
3	Dylan Smith	R-So.	G	6-5	170	Mobile, Ala. (UNC Asheville)
4	Chase Jeter*	Jr.	F/C	6-10	230	Las Vegas, Nev. (Duke)
5	Brandon Randolph	Fr.	G	6-6	185	Yonkers, N.Y. (Westtown School (Pa.))
11	Ira Lee	Fr.	F	6-8	220	Los Angeles, Calif. (Crossroads School)
13	Deandre Ayton	Fr.	C	7-1	260	Nassau, Bahamas (Hillcrest Prep (Ariz.))
14	Dusan Ristic	Sr.	C	7-0	245	Novi Sad, Serbia (Sunrise Christian Academy)
20	Talbott Denny	R-Sr.	F	6-5	215	Tucson, Ariz. (Lipscomb University)
23	Alex Barcello	Fr.	G	6-3	180	Phoenix, Ariz. (Corona del Sol HS)
24	Emmanuel Akot	Fr.	G	6-7	190	Winnipeg, Canada (Wasatch Academy (Utah))
25	Keanu Pinder	Sr.	F	6-9	220	Perth, Australia (Hutchinson CC)
35	Allonzo Trier	Jr.	G	6-5	205	Seattle, Wash. (Findlay Prep)
50	Tyler Trillo	R-Jr.	G	5-11	170	Soutbury, Conn. (Roger Williams University)
52	Kory Jones	So.	G	6-3	170	Herndon, Va. (Westfield HS)
54	Matthew Weyand	Fr.	F	6-5	190	Santa Ana, Calif. (Mater Dei HS)
55	Jake Desjardins	So.	F	6-6	215	Henderson, Nev. (Coronado HS)

*Will redshirt the 2017-18 season

COACHING STAFF

Head Coach: Sean Miller, ninth season (Pittsburgh '92)

Associate Head Coach: Lorezno Romar, first season (Cincinnati '92)

Assistant Coach: Mark Phelps, third season (Old Dominion '96)

Director of Basketball Operations: Ryan Reynolds, ninth season (Xavier '07)

Assistant Director of Basketball Operations: Austin Carroll, second season (American '14)

2017-18 ARIZONA QUICK FACTS

UNIVERSITY INFORMATION

Location	Tucson, Ariz.
Enrollment	42,236
Founded	1885
Nickname.....	Wildcats
Colors	Cardinal & Navy
President	Dr. Robert Robbins
AD	Dave Heeke
FAR	Jory Hancock
Conference.....	Pac-12
Arena	McKale Center (1973)
Capacity.....	14,644
Web Site.....	arizonawildcats.com

COACHING STAFF

Head Coach	Sean Miller
Alma Mater.....	Pittsburgh '92
Season at Arizona	Ninth
Season as a Head Coach.....	14th
Assoc. Head Coach.....	Lorenzo Romar
Asst. Coach.....	Mark Phelps
Dir. of Operations.....	Ryan Reynolds
Ast. Dir. of Ops.....	Austin Carroll
Athletic Trainer.....	Justin Kokoskie
Strength Coach	Chris Rounds
Basketball Phone.....	(520) 621-2430

TEAM INFORMATION

2016-17 Overall Record	32-5
2016-17 Home Record.....	15-1
2016-17 Road Record	9-1
2016-17 Neutral Record.....	8-3
2016-17 Pac-12 Record.....	16-2
2016-17 Pac-12 Finish.....	T-1st
2016-17 Final Ranking.....	4 (AP)
.....	7 (USA Today)
2017 Postseason.....	NCAA Sweet 16
Starters R/L.....	3/2
Letterwinners R/L.....	5/4

Key Returners

Allonzo Trier.....	17.2 ppg, 5.3 rpg, 39.1% 3FG
Rawle Alkins	10.9 ppg, 4.9 rpg, 46.3% FG
Dusan Ristic.....	10.9 ppg, 5.5 rpg, 55.6% FG
Parker Jackson-Cartwright..	5.9 ppg, 4.1 apg, 42.3% 3FG
Keanu Pinder.....	2.2 ppg, 2.9 rpg

Key Newcomers

Emmanuel Akot.....	Fr., G, 6-7/200
Deandre Ayton	Fr., F, 7-1/255
Alex Barcello.....	Fr., G, 6-2/180
Ira Lee.....	Fr., F, 6-7/235
Brandon Randolph	Fr., G, 6-6/175

PRONUNCIATION

Emmanuel AKOT	A-COT
RAWLE ALKINS	Raleigh ALL-kins
Alex BARCELLO	Bar-Sell-O
Deandre AYTON	A-Tin
Jake DESJARDINS	Des-JAR-dins
KEANU PINDER	Key-An-oo PIN-Der
DUSAN RISTIC	Doo-sahn Wrist-itch
Allonzo TRIER	Tree-ER

PROGRAM HISTORY

First Season	1904-05
NCAA Tourn. Apps.	32 (Last: 2017)+
NCAA Tourn. Rec.....	56-31 (.643)+
Final Four Apps.	4 (Last: 2001)
Pac-12 Tourn. Rec.....	30-14 (.682)+
Pac-12 Titles.....	15 (Last: 2017)
Pac-12 Tourn. Titles.....	6 (Last: 2017)

ATHLETICS COMMUNICATIONS

Basketball SID.....	Matt Ensor
Office Phone.....	(520) 621-0916
Email	mensor@email.arizona.edu
Office Fax.....	(520) 621-2681

Office Mailing Address

University of Arizona Athletics
McKale Center
1 National Championship Drive
P.O. Box 210096
Tucson, AZ 85721

+ - adjusted for vacated games due to NCAA infractions



**#0 PARKER
JACKSON-CARTWRIGHT**
5-11 // 170 // Sr. // G
Los Angeles, Calif.




#1 RAWLE ALKINS
6-5 // 220 // So. // G
Brooklyn, N.Y.



#3 DYLAN SMITH
6-5 // 170 // R-So. // G
Mobile, Ala.



#4 CHASE JETER
6-10 // 230 // Jr. // F/C
Las Vegas, Nev.



#5 BRANDON RANDOLPH
6-6 // 175 // Fr. // G
Yonkers, N.Y.



#11 IRA LEE
6-7 // 235 // Fr. // F
Los Angeles, Calif.




#13 DEANDRE AYTON
7-1 // 260 // Fr. // F
Nassau, Bahamas



#14 DUSAN RISTIC
7-0 // 245 // Sr. // C
Novi Sad, Serbia



#20 TALBOTT DENNY
6-5 // 215 // R-Sr. // F
Tucson, Ariz.



#23 ALEX BARCELLO
6-2 // 180 // Fr. // G
Chandler, Ariz.



#24 EMMANUEL AKOT
6-7 // 200 // Fr. // G
Winnipeg, Manitoba




#25 KEANU PINDER
6-9 // 220 // Sr. // F
Perth, Australia



#35 ALLONZO TRIER
6-5 // 205 // Jr. // G
Seattle, Wash.



#50 TYLER TRILLO
5-11 // 170 // R-Jr. // G
Southbury, Conn.



#52 KORY JONES
6-3 // 170 // So. // G
Herndon, Va.



#54 MATTHEW WEYAND
6-5 // 190 // Fr. // F
Santa Ana, Calif.



#55 JAKE DESJARDINS
6-6 // 215 // So. // F
Henderson, Nev.



SEAN MILLER
Head Coach
Ninth Season



LORENZO ROMAR
Associate Head Coach
First Season



MARK PHELPS
Assistant Coach
Third Season

LOOKING BACK AT 2016-17

The Arizona Wildcats are coming off a 2016-17 season that saw the team post a record of 32-5 while claiming a share of the regular season Pac-12 championship and win the 2017 Pac-12 Tournament. The 30-win season was just the seventh in program history and the fourth under head coach Sean Miller. The Cats' 16 wins in conference play and 8-1 mark on the road in the Pac-12 were both tied for the second-best marks in UA history.

ANOTHER CHAPTER OF ARIZONA IN THE NBA DRAFT

The 2017 NBA Draft saw both Lauri Markkanen and Kadeem Allen hear their names called. Markkanen, the freshman forward, was selected with the seventh overall pick by the Minnesota Timberwolves before being traded to the Chicago Bulls. The Finland native became the fourth top ten NBA draft pick during the Sean Miller era (2009 to present). He also advanced another impressive NBA Draft stat. 12 of the last 15 former Wildcats selected in the first round have gone in the lottery.

Kadeem Allen was the 53rd overall selection of the Boston Celtics. He, teamed with Markkanen, give the Arizona program a total of 71 NBA Draft picks.

BACK FOR MORE

The 2017-18 Arizona Wildcats return a trio of starters and a healthy dose of lettermen from last season's 32-5 team. Rawle Alkins, Allonzo Trier and Dusan Ristic are the three returning players with a total of 73 starts between them. Arizona's five returning scholarship players, as a whole, bring a wealth of experience back from their college careers. The quintet has appeared in a total of 322 games with 130 starts included in those games played.

Allonzo Trier is tied with Stanford's Reid Travis as the conference's leading returning scorer at 17.2 points per game. Trier is also one of just three returning players in the Pac-12 from the 15 selections from both the first and second all-conference teams.

Arizona's Returning Production from the 2016-17 Season

Scoring:	1,370 points out of 2833 (48.4 percent)
Rebounding:	653 rebounds out of 1357 (48.1 percent)
Assists:	282 assists out of 501 (56.3 percent)
Steals:	104 steals out of 201 (51.7 percent)
Blocks:	62 blocks out of 119 (52.1 percent)

ARIZONA: A FREQUENT HOME FOR MCDONALD'S ALL-AMERICANS

A pair of McDonald's All-Americans joined Arizona as part of the 2017 recruiting class. Deandre Ayton, an incoming freshman and top recruit nationally for the class, is joined by Duke transfer Chase Jeter. Jeter was a McDonald's All-American as part of the 2015 recruiting class. Ayton and Jeter give UA 24 McDonald's All-Americans in program history. After landing 15 All-Americans from 1984 to 2007, Arizona has inked nine since 2012.

The list of McDonald's All-Americans to play at Arizona is as follows (alphabetical order): Hassan Adams (2002), Brandon Ashley (2012), Deandre Ayton (2017), Jerryd Bayless (2007), Mike Bibby (1996), Chase Budinger (2006), Ben Davis (1991), Sean Elliott (1985), Jason Gardner (1999), Aaron Gordon (2013), Rondae Hollis-Jefferson (2013), Richard Jefferson (1998), Grant Jerrett (2012), Chase Jeter (2015), Stanley Johnson (2014), Jawann McClellan (2004), Craig McMillan (1984), Chris Mills (1988), Khalid Reeves (1990), Mustafa Shakur (2003), Kobi Simmons (2016), Allonzo Trier (2015), Brian Williams (1987) and Loren Woods (1996).

TRIER'S STATISTICAL IMPROVEMENT

Allonzo Trier upped his scoring as a sophomore with an average 17.2 points per game. He scored in double figures in all but two of his appearances while tallying 20.6 points per game in his final 10 appearances. In addition to his scoring uptick, Trier flipped the script on his assist-to-turnover ratio. The Seattle native posted 31 assists to 52 turnovers (.01 assist-to-turnover ratio) as a freshman before posting 48 assists and 31 turnovers (1.55 assist-to-turnover ratio) in 2016-17.

MCKALE CENTER DOING WHAT IT ALWAYS DOES

With a conference-leading average home crowd of 14,410, Arizona and its beloved McKale Center have now led the Pac-12 in attendance for a 33rd consecutive season. UA's average home crowd was nearly 2,000 people larger than second place Utah. The 14,410 average for the 2016-17 season ranked 15th nationally and accounted for 98.4 percent capacity for the season.

School	# Of Home Games	Average Home Crowd
Arizona	16	14,410
Utah	17	12,519
UCLA	17	11,183
Oregon	17	9,895
California	18	9,307
Washington	16	7,731
Colorado	17	7,772
Arizona State	16	6,501
Oregon State	17	4,993
USC	17	4,625
Stanford	15	3,857
Washington State	17	2,816

PARKER JACKSON-CARTWRIGHT DISTRIBUTION

Parker Jackson-Cartwright led the Pac-12 conference in assist-to-turnover ratio in all games in 2016-17 with a mark of 3.09, which ranked 13th among all NCAA players. His season ratio was fueled by his 23 assists and four turnovers (5.75 assist-to-turnover) in his six games prior to the NCAA Tournament. Jackson-Cartwright matched his career high in assists with 11 in UA's win over Northern Colorado, which paired with his 15 points, gave the junior the first double-double of his career.

THE SENIOR GRADUATION STREAK

Kadeem Allen, the lone senior on the 2016-17 roster, extended the program's impressive graduation streak. All 20 of the UA seniors who have completed their eligibility under Sean Miller has earned their college diploma. The impressive streak extends beyond Arizona for Sean Miller. Every one of the 37 college seniors that have played for Miller at Xavier or Arizona have fulfilled the requirements for their undergraduate degrees.

ONE OF THE WINNINGEST PROGRAMS OVER THE LAST FOUR YEARS

As the 2017-18 season nears on the horizon, Arizona has solidified itself as one of the winningest programs in the nation in the past four seasons. Arizona, Villanova and Kentucky have jockeyed for the title of winningest program in the nation during this four-year span.

Most wins in the NCAA since start of 2013-14 season (as of April 5)

1st	Villanova	129 wins
	Gonzaga	129 wins
3rd	Kentucky	126 wins
4th	Arizona	124 wins
5th	Wichita State	122 wins
6th	Kansas	116 wins
	North Carolina	116 wins
8th	Wisconsin	115 wins
9th	Duke	114 wins
	Oregon	114 wins

It's just part of the winning culture instilled on the Arizona Basketball program since the arrival of head coach Sean Miller. In Miller's eight seasons in Tucson, UA has averaged 27.5 wins per season. Since the start of the 2010-11 season, the Wildcats have a 204-51 (.800) record, both the most wins and best winning percentage in the Pac-12 in that span.

ROAD WARRIORS

In addition to holding one of the highest home court winning percentages in the nation, Arizona has shown a knack for continuing its winning ways outside of Tucson. Since Sean Miller's arrival prior to the 2009-10 season, the Wildcats have posted a record of **97-52 (.651)** away from McKale Center. That mark improves to **41-20 (.672)** at neutral site locations. UA's records in the last four seasons are **57-20 (.740)** outside of Tucson and **26-8 (.765)** in neutral sites.

WILDCATS CONTINUE TO BUILD ON RANKINGS STREAK

The Wildcats have been ranked in 97-consecutive AP polls and 100-straight coaches polls. The 97-consecutive weeks in the AP poll is currently the second-longest streak in the nation behind Kansas. Since the start of the 2012-13 season, Arizona has spent 68 weeks ranked in the top 10 of the AP poll during that span. UA took over the No. 1 ranking in the AP poll on Dec. 9, 2013, marking its first top ranking since 2003 and the first time a Pac-12 team had garnered the top spot since 2006. The Wildcats held the top spot for a program-record eight straight weeks.

Arizona was one of just 11 programs in the nation to appear in all 20 Associated Press polls in 2012-13, and one of just eight programs nationally to do so in 2013-14. UA was the only program in the nation to be ranked in the top 10 in every AP poll in the 2013-14 and the 2014-15 seasons.

Consecutive weeks in AP poll (as of March 13)

1st	Kansas	161 weeks
2nd	Arizona	97 weeks
3rd	Villanova	73 weeks
4th	Virginia	65 weeks

BEST OF THE BEST UNDER 50

Arizona head coach Sean Miller is entering his ninth season at the helm of the program in Tucson and in his 14th year as a college head coach at the age of 48. His 340 career victories as a head coach makes him the second-winningest active coach in NCAA Division I under the age of 50.

(As of October 6, 2017)

Head Coach	Current Team	Age	Wins
Travis Ford	Saint Louis	47	357
Sean Miller	Arizona	48	340
Scott Sutton	Oral Roberts	47	328
Mick Cronin	Cincinnati	46	306
Scott Drew	Baylor	47	297
Brad Brownell	Clemson	48	291
Matt Painter	Purdue	47	290

Day	Date	Opponent	Location	Time (MST)	TV
Friday	Oct. 20	McDonald's Red-Blue Game	Tucson, Ariz.	7:00 p.m.	Pac-12 Networks
Wednesday	Nov. 1	Eastern New Mexico (Exhibition)	Tucson, Ariz.	7:00 p.m.	Pac-12 Networks
Sunday	Nov. 5	Chico State (Exhibition)	Tucson, Ariz.	4:00 p.m.	Pac-12 Networks
Friday	Nov. 10	Northern Arizona	Tucson, Ariz.	6:00 p.m.	Pac-12 Networks
Sunday	Nov. 12	UMBC	Tucson, Ariz.	4:00 p.m.	Pac-12 Networks
Thursday	Nov. 16	CSU Bakersfield	Tucson, Ariz.	8:00 p.m.	Pac-12 Networks
<i>Battle 4 Atlantis (Imperial Arena - Paradise Island, Bahamas)</i>					
Wednesday	Nov. 22	vs. NC State	Paradise Island, BS.	5:00 p.m.	TBA
Thursday	Nov. 23	vs. Northern Iowa/SMU	Paradise Island, BS.	TBA	TBA
Friday	Nov. 24	vs. TBA	Paradise Island, BS.	TBA	TBA
Wednesday	Nov. 29	Long Beach State	Tucson, Ariz.	6:00 p.m.	Pac-12 Networks
Saturday	Dec. 2	at UNLV	Las Vegas, Nev.	8:00 p.m.	CBS Sports Network
<i>Valley of the Sun Shootout (Talking Stick Resort Arena - Phoenix, Ariz.)</i>					
Tuesday	Dec. 5	vs. Texas A&M	Phoenix, Ariz.	7:00 p.m.	ESPN2
Saturday	Dec. 9	Alabama	Tucson, Ariz.	8:00 p.m.	ESPN2
Saturday	Dec. 16	at New Mexico	Albuquerque, N.M.	6:00 p.m.	CBS Sports Network
Monday	Dec. 18	North Dakota State	Tucson, Ariz.	7:00 p.m.	Pac-12 Networks
Thursday	Dec. 21	UConn	Tucson, Ariz.	7:00 p.m.	ESPN2
Saturday	Dec. 30	Arizona State*	Tucson, Ariz.	7:00 p.m.	Pac-12 Networks
Thursday	Jan. 4	at Utah*	Salt Lake City, Utah	7:00 p.m.	ESPN/2
Saturday	Jan. 6	at Colorado*	Boulder, Colo.	12:00 p.m.	Pac-12 Networks
Thursday	Jan. 11	Oregon State*	Tucson, Ariz.	7:00 p.m.	Pac-12 Networks
Saturday	Jan. 13	Oregon*	Tucson, Ariz.	12:00 p.m.	ESPN/2
Wednesday	Jan. 17	at California*	Berkeley, Calif.	7:00 p.m.	Pac-12 Networks
Saturday	Jan. 20	at Stanford*	Palo Alto, Calif.	2:00 p.m.	CBS
Thursday	Jan. 25	Colorado*	Tucson, Ariz.	6:30 p.m.	FS1
Saturday	Jan. 27	Utah*	Tucson, Ariz.	3:30 p.m.	FOX
Wednesday	Jan. 31	at Washington State*	Pullman, Wash.	8:00 p.m.	Pac-12 Networks
Saturday	Feb. 3	at Washington*	Seattle, Wash.	8:30 p.m.	Pac-12 Networks
Thursday	Feb. 8	UCLA*	Tucson, Ariz.	8:00 p.m.	ESPN
Saturday	Feb. 10	USC*	Tucson, Ariz.	8:00 p.m.	ESPN/2
Thursday	Feb. 15	at Arizona State*	Tempe, Ariz.	7:00 p.m.	ESPN/2
Thursday	Feb. 22	at Oregon State*	Corvallis, Ore.	7:00 p.m.	FS1
Saturday	Feb. 24	at Oregon*	Eugene, Ore.	8/8:15 p.m.	ESPN/2
Thursday	March 1	Stanford*	Tucson, Ariz.	8:00 p.m.	FS1
Saturday	March 3	California*	Tucson, Ariz.	TBA	Pac-12 Networks
<i>Pac-12 Conference Tournament (T-Mobile Arena - Las Vegas, Nev.)</i>					
Wed.-Sat.	March 7-10	Pac-12 Tournament	Las Vegas, Nev.	TBA	TBA

(All times are MST. All times and dates are subject to change.)

*indicates Pac-12 Conference game

Please note, Tucson, Ariz. is in the Mountain Standard time zone (MST) and does not observe daylight savings time. All times listed in MST (GMT-7). From the second Sunday in March to the first Sunday in November, MST is the same as Pacific time. From the first Sunday in November to the second Sunday in March, MST is the same as Mountain time.

2017-18 OPPONENTS



ALABAMA

Series..... Alabama, 2-0
2016-17 Record..... 19-15
2016-17 Conference Record..... 10-8
2016-17 Postseason..... NIT First Round
2016-17 Final Ranking (AP/Coaches)..... NR/NR
Head Coach..... Avery Johnson
Career Record/Record at School..... 37-30/Same
SID..... Aaron Jordan
SID Phone..... (205) 348-6084
SID E-mail..... ajordan@ia.ua.edu
Web Site..... rolltide.com

ARIZONA STATE

Series..... Arizona, 150-82
2016-17 Record..... 15-18
2016-17 Conference Record..... 7-11
2016-17 Postseason..... None
2016-17 Final Ranking (AP/Coaches)..... NR/NR
Head Coach..... Bobby Hurley
Career Record/Record at School..... 72-55/30-35
SID..... Doug Tammaro
SID Phone..... (480) 965-5799
SID E-mail..... tammaro@asu.edu
Web Site..... thesundevils.com

CALIFORNIA

Series..... Arizona, 62-31
2016-17 Record..... 21-13
2016-17 Conference Record..... 10-8
2016-17 Postseason..... NIT First Round
2016-17 Final Ranking (AP/Coaches)..... NR/NR
Head Coach..... Wyking Jones
Career Record/Record at School..... 0-0/0-0
SID..... Mara Rudolph
SID Phone..... (510) 642-5363
SID E-mail..... marar@berkeley.edu
Web Site..... calbears.com

CAL STATE BAKERSFIELD

Series..... Arizona, 2-0
2016-17 Record..... 25-10
2016-17 Conference Record..... 12-2
2016-17 Postseason..... NIT Semifinals
2016-17 Final Ranking (AP/Coaches)..... NR/NR
Head Coach..... Rod Barnes
Career Record/Record at School..... 292-277/106-88
SID..... Corey Costelloe
SID Phone..... (661) 654-6071
SID E-mail..... ccostelloe1@csusb.edu
Web Site..... gorunners.com

COLORADO

Series..... Arizona, 16-12
2016-17 Record..... 19-15
2016-17 Conference Record..... 8-10
2016-17 Postseason..... NIT First Round
2016-17 Final Ranking (AP/Coaches)..... NR/NR
Head Coach..... Tad Boyle
Career Record/Record at School..... 205-161/149-95
SID..... Troy Andre
SID Phone..... (303) 492-4672
SID E-mail..... troy.andre@colorado.edu
Web Site..... cubuffs.com

LONG BEACH STATE

Series..... Arizona, 6-0
2016-17 Record..... 15-19
2016-17 Conference Record..... 9-7
2016-17 Postseason..... None
2016-17 Final Ranking (AP/Coaches)..... NR/NR
Head Coach..... Dan Monson
Career Record/Record at School..... 170-159/340-282
SID..... Roger Kirk
SID Phone..... (562) 985-7565
SID E-mail..... Roger.Kirk@csulb.edu
Web Site..... longbeachstate.com

NEW MEXICO

Series..... Arizona, 84-42
2016-17 Record..... 17-14
2016-17 Conference Record..... 10-8
2016-17 Postseason..... None
2016-17 Final Ranking (AP/Coaches)..... NR/NR
Head Coach..... Paul Weir
Career Record/Record at School..... 28-6/0-0
SID..... TBA
SID Phone..... TBA
SID E-mail..... TBA
Web Site..... golobos.com

NORTH DAKOTA STATE

Series..... Never met
2016-17 Record..... 19-11
2016-17 Conference Record..... 11-5
2016-17 Postseason..... None
2016-17 Final Ranking (AP/Coaches)..... NR/NR
Head Coach..... David Richman
Career Record/Record at School..... 62-34/Same
SID..... Wes Offerman
SID Phone..... (701) 231-8047
SID E-mail..... Wes.Offerman@ndsu.edu
Web Site..... gobison.com

NORTHERN ARIZONA

Series..... Arizona, 97-27
2016-17 Record..... 9-23
2016-17 Conference Record..... 6-12
2016-17 Postseason..... None
2016-17 Final Ranking (AP/Coaches)..... NR/NR
Head Coach..... Jack Murphy
Career Record/Record at School..... 63-101/Same
SID..... Randy Press
SID Phone..... (928) 523-6792
SID E-mail..... Randy.Press@nau.edu
Web Site..... nauathletics.com

OREGON

Series..... Arizona, 50-29
2016-17 Record..... 33-6
2016-17 Conference Record..... 16-2
2016-17 Postseason..... NCAA Final Four
2016-17 Final Ranking (AP/Coaches)..... 3/9
Head Coach..... Dana Altman
Career Record/Record at School..... 597-313/187-70
SID..... Greg Walker
SID Phone..... (541) 346-2252
SID E-mail..... gswalker@uoregon.edu
Web Site..... goducks.com

OREGON STATE

Series..... Arizona, 61-21
2016-17 Record..... 5-27
2016-17 Conference Record..... 1-17
2016-17 Postseason..... None
2016-17 Final Ranking (AP/Coaches)..... NR/NR
Head Coach..... Wayne Tinkle
Career Record/Record at School..... 199-388/37-44
SID..... Shawn Schoeffler
SID Phone..... (541) 737-8898
SID E-mail..... shawn.schoeffler@oregonstate.edu
Web Site..... osubeavers.com

STANFORD

Series..... Arizona, 63-29
2016-17 Record..... 14-17
2016-17 Conference Record..... 6-12
2016-17 Postseason..... None
2016-17 Final Ranking (AP/Coaches)..... NR/NR
Head Coach..... Jerod Haase
Career Record/Record at School..... 94-70/6-12
SID..... Doug Drabik
SID Phone..... (650) 683-5528
SID E-mail..... ddrabik@stanford.edu
Web Site..... gostanford.com

TEXAS A&M

Series Arizona, 7-1
 2016-17 Record 16-15
 2016-17 Conference Record 8-10
 2016-17 Postseason None
 2016-17 Final Ranking (AP/Coaches) NR/NR
 Head Coach Billy Kennedy
 Career Record/Record at School 326-264/107-79
 SID Adam Quisenberry
 SID Phone (979) 862-5453
 SID E-mail aquisenberry@athletics.tamu.edu
 Web Site l2thman.com

UCLA

Series UCLA, 55-43
 2016-17 Record 31-5
 2016-17 Conference Record 15-3
 2016-17 Postseason NCAA Sweet 16
 2016-17 Final Ranking (AP/Coaches) 8/9
 Head Coach Steve Alford
 Career Record/Record at School 559-280/80-43
 SID Alex Timiraos
 SID Phone (310) 206-6831
 SID E-mail atimiraos@athletics.ucla.edu
 Web Site uclabruins.com

UCONN

Series UConn 5-0
 2016-17 Record 16-17
 2016-17 Conference Record 9-9
 2016-17 Postseason None
 2016-17 Final Ranking (AP/Coaches) NR/NR
 Head Coach Kevin Ollie
 Career Record/Record at School 113-61/Same
 SID Phil Chardis
 SID Phone (860) 486-3531
 SID E-mail Phil.Chardis@uconn.edu
 Web Site uconnhuskies.com

UMBC

Series Never met
 2015-16 Record 21-13
 2015-16 Conference Record 9-7
 2015-16 Postseason CIT Semifinals
 2015-16 Final Ranking (AP/Coaches) NR/NR
 Head Coach Ryan Odom
 Career Record/Record at School 50-34/21-13
 SID Steve Levy
 SID Phone (410) 455-2197
 SID E-mail slevy@umbc.edu
 Web Site umbcretrievers.com

UNLV

Series UNLV, 12-8
 2015-16 Record 11-21
 2015-16 Conference Record 4-14
 2015-16 Postseason None
 2015-16 Final Ranking (AP/Coaches) NR/NR
 Head Coach Marvin Menzies
 Career Record/Record at School 209-132/11-21
 SID Andy Grossman
 SID Phone (702) 895-3995
 SID E-mail Andy.Grossman@unlv.edu
 Web Site unlvrebels.com

USC

Series Arizona, 66-42
 2015-16 Record 26-10
 2015-16 Conference Record 10-8
 2015-16 Postseason NCAA Second Round
 2015-16 Final Ranking (AP/Coaches) NR/RV
 Head Coach Andy Enfield
 Career Record/Record at School 111-92/70-64
 SID David Tuttle
 SID Phone (213) 740-3806
 SID E-mail davidtut@usc.edu
 Web Site usctrojans.com

UTAH

Series Arizona, 32-29
 2016-17 Record 20-12
 2016-17 Conference Record 11-7
 2016-17 Postseason NIT First Round
 2016-17 Final Ranking (AP/Coaches) NR/NR
 Head Coach Larry Krystkowiak
 Career Record/Record at School 157-105/106-80
 SID Dameon Myres
 SID Phone (801) 587-7298
 SID E-mail dmyres@huntsman.utah.edu
 Web Site utahutes.com

WASHINGTON

Series Arizona, 52-28
 2015-16 Record 9-22
 2015-16 Conference Record 2-16
 2015-16 Postseason None
 2015-16 Final Ranking (AP/Coaches) NR/NR
 Head Coach Mike Hopkins
 Career Record/Record at School 0-0/Same
 SID Ashley Walker
 SID Phone (206) 240-3899
 SID E-mail awalker1@uw.edu
 Web Site gohuskies.com

WASHINGTON STATE

Series Arizona, 63-16
 2015-16 Record 13-18
 2015-16 Conference Record 6-12
 2015-16 Postseason None
 2015-16 Final Ranking (AP/Coaches) NR/NR
 Head Coach Ernie Kent
 Career Record/Record at School 360-312/35-58
 SID Jessica Holmes
 SID Phone (509) 335-0255
 SID E-mail jessica_schmick@wsu.edu
 Web Site wsucougars.com

SEAN MILLER HEAD COACH NINTH SEASON PITTSBURGH '92

In eight years as head men's basketball coach at the University of Arizona, Sean Miller has not only proven himself to be one of the elite coaches in all of college basketball, but has also successfully restored UA to its place among the premier programs in the game.

Highly respected by his peers as a former member of the NABC Board of Directors, a rising talent on the international basketball landscape and a rallying figure for Wildcat fans, Miller has consistently shown elite abilities to evaluate talent, develop players toward the fulfillment of their potential and mold young men who represent the university with pride.

A bona fide winner at every level, Miller owns a 340-113 (.751) record in 13 years as a head coach, while attaining a 220-66 (.769) mark at Arizona and a 107-37 (.743) record in Pac-12 play. In 25 years on the collegiate sidelines, Miller's teams have produced 22 winning seasons and averaged better than 20 wins per year. He also has three gold medals as a member of the USA Basketball program, one as a player, one as an assistant coach and one as a head coach.

Miller has been a part of 16 NCAA Tournament teams as a player, assistant coach and head coach, including ten in his 13-year head coaching career. He has guided teams to seven Sweet 16's and four Elite Eights, and owns a 20-10 (.667) record as a head coach in the NCAA Tournament.

Success at Arizona didn't happen overnight, but is instead a product of a tireless first year of work that instilled a process of daily hard work and dedicated effort that has been followed by each member of the program since those early days.

From an initial team meeting that featured just six players, Miller worked exhaustively to build from within and fashion an attacking system in which defensive intensity and offensive cohesiveness form a relentless unit on both ends of the court.

Additionally, Miller has reestablished and rejuvenated recruiting ties that have aided the Wildcats in assembling seven consecutive recruiting classes that have ranked in the top 10 nationally.

Arizona is averaging 27.5 wins per seasons under Miller's guidance, best in program history for a coach with at least four years at the school. The Wildcats have reached the 20-win mark in seven of Miller's eight seasons at the helm, including four 30-win campaigns. The Arizona Basketball program has recorded 30 or more wins in seven different seasons with four of those coming with Miller at the helm.

The 2016-17 season saw the Wildcats finish with a record of 32-5, which was the fourth-best record in program history. The high mark was fueled by UA's 16-2 record in league play, which tied for the sixth best league mark in program history. Arizona was especially successful on the road in conference play in 2016-17 with a mark of 8-1. Only the 9-0 mark posted by the 2002-03 Wildcats was a better conference road record.

Over the two-year stretch from 2014-15, Arizona won 67 games, which tied for the most nationally over those two seasons and represented the best two-year total UA has ever produced. Those two campaigns were also the first back-to-back 30 win seasons ever at Arizona.

Miller's "A Player's Program" philosophy has been a guideline that has tied together the program's reemergence. Under the plan, everything that takes place within the program is geared toward three focal points: honoring the past players and coaches who laid the groundwork, ensuring that the current student-athletes have the best means and opportunities to maximize their potential, and attracting high-level prospective student-athletes who will embrace the challenge of building on the program's storied tradition.

Arizona Highlights

Miller's first season in Tucson was one that befit his penchant for honoring the process, as the Wildcats finished 16-15 despite making drastic improvements over the course of the 2009-10 campaign.

Though the first season of the Miller Era was trying, it didn't take long for the larger benefits of that initial struggle to be felt within in the UA program.

The 2010-11 squad had a banner year by even the lofty standards of the Arizona program, winning 30 games, capturing the Pac-10 regular-season championship and roaring to the Elite Eight with a convincing victory over top-seeded Duke in the regional semifinal.

The overall improvement of the program from year one to year two was personified by the rise of the forward Derrick Williams. A late addition to Miller's first UA recruiting class, he garnered Pac-10 Freshman of the Year honors in 2010 before blossoming into a consensus All-American and the conference Player of the Year as a sophomore.

Miller's 2011-12 UA team won 23 games and earned a postseason berth in the NIT, securing back-to-back 20-win seasons for the Wildcats for the first time in five years. For the second-straight season, UA finished in the top five nationally in three-point field goal percentage defense and limited opponents to an average of 62.7 points per game, a figure that was, at the time, the lowest for the program in more than two decades.

The Wildcats placed three players on the All-Pac-12 teams following that season, as Kyle Fogg and Solomon Hill garnered first-team recognition and Jesse Perry was an honorable mention honoree.

The 2012-13 edition of the Wildcats captivated the nation with its electrifying 14-0 start before tying for second in the Pac-12 and earning the second NCAA Tournament berth of Miller's tenure. UA reached its second Sweet 16 under Miller, where it fell to Ohio State in a back-and-forth affair to finish with a 27-8 record.

Hill was rewarded for a stellar senior season with his second-consecutive inclusion on the All-Pac-12 first team and was joined by teammate Mark Lyons, who led the Pac-12 in free throw percentage in his lone season at UA.

With high expectations swirling around the program prior to the 2013-14 campaign, the Wildcats didn't disappoint. Instead, UA turned in a season for the ages. Arizona finished the season 33-5, at the time the second-best single-season win total in school history, claimed its 13th Pac-12 regular-season title, secured a No. 1 seed in the NCAA Tournament and advanced to the second Elite Eight of the Miller Era.

Miller's charges won the Pac-12 regular-season title by three games in a tightly-contested year that saw just three games separate the second and ninth places in the league.

The Wildcats spent eight-straight weeks during the season ranked No. 1 in the Associated Press poll, establishing a new program record for longevity in the top spot, and its No. 1 seed in the NCAA Tournament was a first for the program since 2003.

Arizona was a major factor in the national statistical rankings in 2013-14, ranking fourth nationally in field goal percentage defense (38.0), sixth in scoring defense (58.6) and ninth in rebound margin (+7.1). The 2013-14 squad was the first UA team to lead the Pac-12 in scoring defense since the school joined the conference in 1978, and its mark of 58.6 points allowed per game was the program's best since the 1950-51 season.

In a tribute to both Miller's pedigree and that of the UA coaching staff, the Wildcats established a program record with an average of just 10.2 turnovers per game and ranked 12th nationally with a 1.48 assist-to-turnover ratio.

As would be expected following a season of that caliber, individual accolades were forthcoming for numerous Arizona players. Foremost among that group was Nick Johnson, whose hard work and dedication paid off with a meteoric rise from all-conference-caliber player to first-team All-American, Pac-12 Player of the Year and a finalist for all three major national Player of the Year awards.

Aaron Gordon was rewarded for a thunderous rookie season with third-team All-America and Pac-12 Freshman of the Year honors, as well as first-team All-Pac-12 accolades. He was also one of six finalists for the Wayman Tisdale National Freshman of the Year award.

Rondae Hollis-Jefferson was honored as a member of the Pac-12 All-Freshman Team along with Gordon, while T.J. McConnell was a second-team All-Pac-12 performer. Both Johnson and McConnell were also named to the Pac-12 All-Defensive Team.

Despite losing both Gordon and Johnson to the NBA Draft following the 2013-14 season, Arizona seemingly didn't miss a beat in 2014-15, when the Wildcats produced one of the finest seasons in the history of the program.

Miller's sixth UA team went 34-4, swept the Pac-12 regular season and tournament championships and made another Elite Eight run after garnering the No. 2 seed in the West Region of the NCAA Tournament. The Wildcats' 34 wins marked the second-best single-season total in school history and gave UA its first-ever set of consecutive 30-win seasons, while their run to the West Regional final represented just the second time in school history that they went to the Elite Eight in back-to-back years.

Arizona won the Pac-12 by three games with a 16-2 record in the league, its best since 2003 and the best by any team in the conference since 2008.

The Wildcats were a handful on both ends of the floor in 2014-15, finishing the season as one of just two teams nationally to rank in the top 10 in both offensive and defensive efficiency. With McConnell ranked among the national leaders in both assist average and assist-to-turnover ratio, UA ranked fifth nationally in field goal percentage (.488), while also leading the nation in defensive rebound percentage (.776) and ranking second in rebound margin (+8.8).

Arizona was also the best team in the nation at getting to, and converting at, the free throw line in 2014-15, leading the country in both makes (700) and attempts (974).

That 2014-15 team success led to numerous individual accolades for Arizona players, headlined by Stanley Johnson earning third-team NABC All-America accolades, USBWA Freshman All-America honors and the inaugural Julius Erving Small Forward of the Year Award. He also became the second Arizona player in as many seasons to be named Pac-12 Freshman of the Year.

Johnson joined Hollis-Jefferson and McConnell on the All-Pac-12 first team, while the latter two were also named to the Pac-12 All-Defensive Team. Brandon Ashley was recognized as an All-Pac-12 performer with inclusion on the honorable mention squad, and he also took home Pac-12 Tournament MOP honors after helping lead UA to the championship in Las Vegas.

The 2015-16 season saw Arizona advance to the NCAA Tournament for a fourth consecutive season. Miller moved into third place in Arizona coaching history in just his seventh season in Tucson, trailing only Fred Enke (509) and Lute Olson (589) who spent a combined eight decades at the helm of the program. His .722 winning percentage in conference games is the fourth highest in the history of the Pac-12 for head coaches with at least six seasons spent in the league. Miller trails only John Wooden, Lute Olson and Jim Harrick in that distinction.

Under Miller's tutelage, Ryan Anderson (First Team), Kaleb Tarczewski (Second Team) and Gabe York (Second Team) earned all-conference honors from the Pac-12 while Allonzo Trier was named to the All-Freshmen team. Tarczewski was also named to All-Defensive team. The senior center also graduated from the program tied with Matt Muehlebach as the winningest Wildcat in program history with 110.

Miller's eighth year in Tucson, coming during the 2016-17 season, saw Arizona continue to rewrite the program's record books. The team split the regular season Pac-12 title with Oregon before winning the Pac-12 Tournament in Las Vegas. It was the fifth time UA has won at least a share of the conference title and won the league's tournament in the same year. The Wildcats were ranked in every AP poll of the season for a fourth consecutive year, extending the nation's second-longest active ranking streak to an impressive 97 polls.

For his efforts, Sean Miller was named the 2017 John R. Wooden Pac-12 Coach of the Year. The conference coach of the year award was the fourth of his coaching career and third while leading the Arizona program. Miller, alongside his brother Archie Miller at Dayton, became the first brothers in the history of the NCAA to win conference coach of the year awards in the same season.

UA would place Wildcats throughout the league's postseason awards list, starting with Lauri Markkanen's selection to the Pac-12 All-Conference First Team. A pair of Cats, Allonzo Trier and Kadeem Allen, took home All-Pac-12 Second Team accolades. Allen would also be voted to the All-Defensive team. Markkanen, joined by Rawle Alkins, was named to the Pac-12 All-Freshmen Team.

Player Development

Throughout his coaching career, Miller has made player development a top priority, matching one of his biggest talents as a coach with one of his biggest passions about the profession.

At Xavier, Miller helped mold Indianapolis product Justin

Cage from a little-used freshman into a three-time All-Defensive Team selection in the Atlantic-10. While with the Musketeers, he also did the same for Justin Doellman and Derrick Brown, who went from seldom-used reserves to a first-team All-A-10 pick and the No. 40 pick in the 2009 NBA Draft, respectively.

That track record has more than been extended during Miller's time at Arizona, starting with a player who would go on to become the No. 2 overall pick in the 2011 NBA Draft.

Williams was considered to be the least prolific player in Miller's first UA recruiting class. However, from the time he set foot on campus, Williams steadily improved to the point where he was named Pac-10 Freshman of the Year following his first season. In 2010-11, his explosiveness and ferocity on the court made the nation take notice, and before submitting his name for the 2011 draft, he has consensus All-America honors and Pac-10 Player of the Year accolades to his credit.

Hill became the second member of that recruiting class to hear his name called during the first round of an NBA Draft when he did so in 2013. Hill steadily evolved from a role player as an underclassman to the Wildcats' undisputed leader as a senior, finishing his career as one of the most statistically well-rounded players in program history.

Johnson followed a path similar to Hill's, adding to his game each year before breaking out as one of the nation's most versatile and explosive players as a junior in 2013-14. The first-team All-American nearly doubled his scoring average from his freshman year by the time he was a junior, and was taken 42nd overall by the Houston Rockets in the 2014 NBA Draft.

Kadeem Allen showed what buying in to Miller's player development program means. The former National Junior College Player of the Year, and leading scorer in the nation in the NJCCA, would transfer to Arizona and redshirt the 2014-15 season. Allen bought in to his coach's plan for him and was the team's everyday starting point guard as a junior in 2015-16. The lone senior of the 2016-17 class was an all-defensive team selection and made the Pac-12 All-Conference Second Team despite averaging fewer than ten points a game. Allen starred at the Portsmouth Invitational after graduation and was later selected by the Boston Celtics with the 53rd pick of the NBA Draft.

The Next Level

In eight years under Miller's direction, the Arizona program has produced a total of nine draft picks, including four lottery picks among a total of six first-round selections.

In a testament to the player-development prowess of Miller and his UA coaching staff, Williams became the first Wildcat drafted under Miller's watch when he went No. 2 overall to the Minnesota Timberwolves in 2011. In just two years' time, Williams went from the least heralded of Miller's initial five-man recruiting class to matching Mike Bibby as the highest overall draft picks in Arizona history.

The 2013 NBA Draft was a significant night for the UA program under Miller, as Hill became the 18th first-round pick in program history when the Indiana Pacers selected him 23rd overall. Grant Jerrett gave Arizona two picks in a single draft for the first time since 2009 when his name was called with the 40th overall selection.

Miller and the UA staff sent two more Wildcats into the NBA ranks via the 2014 draft, when Gordon was taken fourth overall by Orlando to become the second lottery pick of the Miller Era and Nick Johnson was chosen 42nd overall by Houston.

The 2015 NBA Draft was the third in a row in which multiple Arizona players were chosen, but the first since 1998 in which UA had multiple first-round picks. Stanley Johnson became the third lottery pick of the Miller Era when he was chosen No. 8 overall by the Detroit Pistons, and Rondae Hollis-Jefferson became the 21st first-round pick in program history when he was taken by the Portland Trail Blazers with the 23rd overall pick.

Lauri Markkanen and Kadeem Allen wrote the 2017 NBA Draft chapter of Miller's impressive coaching career. Markkanen was selected seventh overall by the Chicago Bulls while Allen was taken 53rd overall by the Boston Celtics.

The first player to be drafted during Miller's head coaching career came in 2009, when the Charlotte Bobcats made Brown a second-round pick.

Numerous players who have been part of Miller's programs at both Arizona and Xavier have forged successful professional careers overseas. In 2014, Fogg was named Player of the Year

in Finland after averaging 27.0 points and 6.4 rebounds per game for Lapua, while Doellman was named MVP of La Liga Endesa in Spain the same year.

Honors and Awards

As the architect of some of the finest seasons in the history of two storied college basketball programs, it is only fitting that Miller recognition from both his coaching peers and the media for his efforts.

Miller has been named Pac-10/12 Coach of the Year three times in the last seven years, receiving the honor in 2011, 2014 and 2017. Combined with his Atlantic-10 Coach of the Year honor in 2008, Miller has been a conference coach of the year four times in his coaching career.

His coaching peers in the NABC have also recognized Miller's coaching prowess three times in his career, naming him District 10 Coach of the Year in 2008 and District 20 Coach of the Year in both 2011 and 2014. The 2014 season also saw Miller recognized by the United States Basketball Writers Association (USBWA) as its District IX Coach of the Year.

His award history also includes international accolades after being named the 2015 USA Basketball National Co-Coach of the year after helping the U.S. earn the gold medal in the 2015 FIBA U19 World Championships.

Prior to Arizona

Miller's path through the college coaching ranks began at Wisconsin in 1992, when he served as a graduate assistant on a UVW staff that also included current Detroit Pistons head coach and president of basketball operations Stan Van Gundy.

Following one season in Madison, Miller spent two seasons as an assistant coach at Miami (Ohio). During his time at Miami, Miller helped lead the Red Hawks to a 42-18 (.700) record, the 1995 MAC regular-season title, a 1995 NCAA Tournament appearance and a 1994 NIT berth. Miller spent the 1995-96 season as an assistant at his alma mater, Pittsburgh.

Starting with the 1996-97 season, Miller had a five-year term as an assistant coach at North Carolina State. During his tenure in Raleigh, NCSU made four postseason appearances, including a run to the 2000 NIT semifinals.

Miller made the move back to southwestern Ohio in 2001, joining the staff at Xavier as the program's first-ever associate head coach. In three years as the top assistant on Thad Matta's staff, Miller helped lead XU to a 78-23 (.772) record, two regular-season A-10 titles and a pair of A-10 Tournament championships. The Musketeers made the NCAA Tournament in each Miller's three seasons as associate head coach, reaching the program's first-ever Elite Eight in 2004.

Miller took over as Xavier's head coach prior to the 2004-05 season and proceeded to embark on one of the best five-year runs in program history. Miller led XU to a 120-47 (.719) record, winning at least 25 games in each of his last three seasons at the helm. The Musketeers captured three A-10 regular-season crowns and one conference tournament title during the Miller Era, while making four NCAA Tournament appearances that yielded two Sweet 16s and an Elite Eight run.

In total at Xavier, Miller helped the school post a 198-70 (.739) record, make seven NCAA Tournament appearances and win seven conference titles (four regular season/three conference tournament). His 120 wins as XU's head coach still rank third on the program's career list for coaching victories.

Focus on the Total Person

In Miller's head coaching career, winning championships and helping student-athletes reach their potential on the basketball court have gone hand-in-hand with helping them flourish as students and members of a broader community.

In Miller's 13 seasons as a college head coach, all 37 players who have completed their eligibility under his direction have earned their college degrees. Sixteen of those graduates came during his time at Xavier, and he has helped 21 players earn their degrees in eight years at Arizona.

Under Miller's watch, Arizona has also experienced Academic Progress Rate (APR) success, as evidenced by its most recent multi-year score of 1,000, which reflects the program's performance from 2011-14. The Wildcats produced single-year APR scores of 1,000 in both 2010-11 and 2011-12 and exceeded the 1,000-point mark in 2013-14 by earning bonus points from former student-athletes returning to obtain their degrees.

Part of Miller's philosophy is also centered on community involvement and giving back to those who support the UA program. To that end, the Wildcats have been frequent visitors

to Diamond Children's Hospital at the University of Arizona Medical Center during Miller's tenure, as well as taking part in activities with other local organizations.

Miller has also been active in the annual Coaches Charity Challenge, competing against other coaches across the nation for votes to raise money for Ronald McDonald House Charities of Southern Arizona and Casa de los Ninos in Tucson.

The International Stage

In addition to establishing his place among the elite coaches in the college game, Miller is also a prominent figure in the international arena with USA Basketball for his abilities both as a coach and an evaluator of international-caliber talent.

After being elevated from assistant coach to head coach of the U.S. Men's U19 National Team in 2015, Miller led the United States to the gold medal at the FIBA U19 World Championship in Crete, Greece. The win was the second-straight gold medal at the event for the U.S., marking the first time a team repeated at the event since the U.S. in the late 1970s and early 1980s.

Miller's U19 squad posted a perfect 7-0 record en route to the gold medal, winning its games by an average margin of 25.3 points. Current Arizona guard Allonzo Trier was a key member of the team, averaging 8.7 points on 55.3 percent shooting from the floor to earn his second international gold medal.

In June 2014, Miller served as an assistant coach with U.S. Men's U18 National Team at the FIBA Americas Championship, helping lead the United States to a gold medal. During that tournament, Miller helped mentor Stanley Johnson to tournament MVP honors and his third international gold medal, while Trier collected his first piece of international basketball hardware.

In 2013, Gordon claimed tournament MVP honors at the FIBA U19 World Championship after leading Team USA to a gold medal.

Miller got his USA Basketball coaching start in 2011, when he was a court coach at the USA Basketball Men's World University Games Team training camp.

Miller's first gold medal with USA Basketball came as a player in 1991, when he helped propel the U.S. to gold in men's basketball at the World University Games in Sheffield, England.

Playing Career

Regarded as the best three-point shooter in the history of the Pittsburgh program, Miller was a Big East All-Rookie Team pick in 1988.

Miller helped lead the Panthers to the 1988 Big East regular-season title, as well as three NCAA Tournament appearances. He was an integral part of one of the most famous plays in college basketball history, delivering the assist to Jerome Lane for "The Dunk," which Bill Raftery immortalized with the phrase, "Send it in, Jerome!"

A member of the Pitt All-Centennial Team that was convened in 2005, Miller currently ranks 18th on the program's career scoring chart with 1,282 points. He also ranks 10th on the NCAA Division I free throw shooting list at .885 and stands third on the Big East's career assists chart (744). He served as the Panthers' team captain for the 1991-92 campaign.

A legend at Blackhawk High School in the Pittsburgh area, Miller was inducted into the Western Pennsylvania Interscholastic Athletic League Hall of Fame in June 2012.

LORENZO ROMAR ASSOCIATE HEAD COACH FIRST SEASON CINCINNATI '92

Lorenzo Romar joined Sean Miller's staff at Arizona in April of 2017 as associate head coach after 15 seasons at the helm of the University of Washington program. He brought with him 21 years of head coaching experience and national recruiting prowess to Tucson.

Romar led the Huskies from 2002 to 2017 and became the second-winningest coach in program history with 298 wins. The former UVW standout took the program to new heights, which included a pair of regular season conference and conference tournament championships while earning a trio of Pac-12 Coach of the Year honors. Washington went

on to six NCAA Tournament appearances during the Romar era, including the 2004-05 Huskies that matched a program record for wins in a season with 29.

UW became a national recruiting power and a hub for player development during Romar's tenure as the program saw 13 Huskies selected in the NBA Draft, including ten first round picks. The pipeline, built by Romar, from Seattle to the NBA was highlighted by top ten picks Brandon Roy, Spencer Hawes, Terrence Ross and Marquese Chriss with the addition of NBA All-Star Isaiah Thomas.

During his tenure in Seattle, Huskies received all-conference honors on 21 occasions with ten all-freshmen selections. Romar coached a pair of Pac-12 Freshman of the Year and the 2006 Conference Player of the Year in Brandon Roy.

His overall head coaching record includes 391 wins over 21 seasons encompassing his time at Pepperdine (1996-99) and Saint Louis (1999-2002). Romar became the first coach in Saint Louis history to win the conference tournament and earn a NCAA Tournament berth in his first season as head coach.

No stranger to the Conference of Champions, Romar spent four seasons as an assistant coach for UCLA from 1992 to 1996 and was a member of the Bruins' 1995 national championship team. The Southern California native was the top recruiter for UCLA during his time in Los Angeles.

Romar was a basketball letter winner at the University of Washington from 1978 to 1980 before playing five seasons in the NBA with the Golden State Warriors, Detroit Pistons and Milwaukee Bucks.

The former UW Husky has experience in international coaching as well. He's been a part of coaching staffs in the 1997 World Championships, 2003 Pan American Games and the 2006 FIBA America Championships.

Romar and his wife, Leona, have three daughters -- Terra, Tavia and Taylor. Taylor, a 2012 graduate of Washington, was a cheerleader. He also became a grandfather for the first time when Tavia gave birth in 2012 to granddaughter, Eden.

MARK PHELPS ASSISTANT COACH THIRD SEASON OLD DOMINION '96

Mark Phelps in his third year as an assistant coach with the Arizona men's basketball program, having joined Sean Miller's staff in June 2015.

Phelps has spent a majority of his time working with the Wildcats' big men. Freshman Lauri Markkanen erupted on the scene in 2016-17. Finishing in the top ten in numerous UA freshmen records and was voted to the Pac-12 All-Conference First Team as well as the Pac-12 All-Freshmen team.

In his first season with the Wildcats, Ryan Anderson and Kaleb Tarczewski earned all-conference honors from the Arizona front line while Tarczewski also earned a spot on the Pac-12 All-Defensive Team. Anderson was the USBWA National Player of the Week following his 26.5 points and 13.5 rebounds per game in Arizona's wins at Washington and Washington State.

The Virginia Beach, Va., native possesses over 20 years of experience at the Division I level, including five seasons as head coach at Drake University. He has made 15 postseason appearances as a college coach.

Phelps arrived in Tucson after spending the 2014-15 season assisting first-year head coach Steve Wojciechowski at Marquette. Prior to that, he served as an assistant coach at Missouri during the 2013-14 campaign.

As head coach from 2009-13, Phelps guided Drake to 77 wins and a pair of postseason appearances. His 77 victories were the most in Drake history by a coach in his first five years at the school, and his win in the first round of the 2012 CIT was the program's first postseason win in nearly four decades.

Phelps spent the two seasons prior to his arrival at Drake as associate head coach at Arizona State.

Miller and Phelps began their longstanding professional relationship in 1996, as the two served together as assistant

coaches at NC State from 1996-01. Phelps spent a total of 10 years on the NC State bench as an assistant coach, helping lead the program to 191 wins and five NCAA Tournament appearances.

While with the Wolfpack, Phelps helped aide in the development of 2004 All-American, 2004 ACC Player of the Year and 2005 first-round NBA draft selection Julius Hodge.

Prior to joining the college coaching ranks, Phelps was a highly successful high school coach in his native Virginia. He led Rock Church Academy to a 104-41 record from 1990-94 and Atlantic Shores Christian School to a 44-12 mark from 1994-96.

Phelps and his wife, Alissa, have two children: a son, Owen, and a daughter, Laney.

RYAN REYNOLDS DIRECTOR OF OPERATIONS NINTH SEASON XAVIER '07

Longtime Sean Miller staff member Ryan Reynolds is in his ninth year as the Wildcats' director of basketball operations. In that position, Reynolds has streamlined the day-to-day operations of the program.

Originally hired as an administrative assistant for the 2009-10 season, he was promoted to his current position in May 2010. Reynolds has worked alongside Miller in 12 of his 13 seasons in college basketball.

During his tenure in Tucson, Reynolds has streamlined the program's internal operations. He has overseen the major renovations to McKale Center, the weight room addition to Richard Jefferson Gymnasium, the 2010 men's basketball locker room renovation and the McKale Center hallway project, all of which have helped position the program for long-term success.

Reynolds is also responsible for scheduling the Wildcats' non-conference games, working closely with Miller to annually construct one of the nation's most challenging non-conference schedules. He is also the program's compliance liaison, director of the Sean Miller Basketball Camp, overall program budget manager and team travel coordinator.

He has been part of six NCAA Tournament teams at Arizona, with UA advancing to the Sweet 16 five times and Elite Eight three times with Reynolds on staff. The program has also captured four Pac-12 regular-season titles and a pair of Pac-12 Tournament crowns during his time at UA.

Reynolds joined the Arizona basketball family after spending the 2008-09 campaign as a member of the Wake Forest men's basketball staff, where he was the Demon Deacons' assistant coordinator of operations under Dino Gaudio. He was responsible for assisting with team travel and meals, scheduling and additional logistics within the basketball office. He also coordinated the program's recruiting databases.

In his lone season in Winston-Salem, Wake Forest opened the season 16-0, earning the nation's No. 1 ranking, before finishing the year with a 24-7 record.

Prior to his stint at Wake Forest, Reynolds spent the previous five years working under both Miller and Thad Matta at Xavier. Four of those seasons were as an undergraduate student manager and the last was as a Graduate Program Assistant, where he prepared and provided scouting videos, film exchange, equipment, administrative assistance and supervision of managers.

Reynolds was part of four NCAA Tournament teams during his tenure at Xavier, including XU's Elite Eight squads in 2004 and 2008. The Musketeers won the Atlantic-10 regular season or tournament title four times in that span.

The Cincinnati native graduated from Xavier in 2007 with a bachelor's in sports management and a business minor. He earned his Master's in sport administration from Xavier in 2008.

Reynolds was a standout in both basketball and football at Madeira High School. Playing on the hardwood for his father, Jim, the Cincinnati prep coach of the decade for the 1990s, Reynolds led Madeira to conference, sectional and district titles and a berth in the state tournament's Sweet 16 as a senior.

AUSTIN CARROLL ASST. DIR. OF OPERATIONS SECOND SEASON AMERICAN UNIVERSITY '14

Austin Carroll was named assistant director of operations at Arizona in June of 2016. He spent the previous two seasons with Arizona as a graduate assistant and replaces Ben Tucker who was named assistant coach at Northern Arizona University.

In his current position, Carroll oversees Arizona's video scouting efforts and is responsible for the organization, breakdown, scouting and presentation of game film. He will also handle player edits for individual players' use, creates recruiting videos and cuts recruiting film for coaches' evaluation. The Massachusetts native will also help oversee the program's progress in the classroom.

During his first two seasons with the Wildcats, Arizona posted a record of 59-13 with a Pac-12 regular season and conference tournament championship. UA went to the NCAA Tournament in both of Carroll's seasons as graduate assistant, including a berth in Elite Eight of the 2015 NCAA Tournament.

His work experience with head coach Sean Miller also includes a stint as the video coordinator for the Miller-led Team USA U-19 team that won the gold medal in the 2015 FIBA World Championships in Greece.

Carroll split his NCAA Division I basketball career with two seasons at Rutgers University before playing his final two years at American University. He helped guide the Eagles to the 2014 Patriot League Tournament championship and the program's third-ever NCAA Tournament berth.

The Bedford, Mass. Native earned his bachelor's degree in Business Finance from American University in 2014. Carroll is the son of John Carroll, who earned Atlantic 10 Coach of the Year honors in 1991 as head coach at Duquesne and served as interim head coach of the Boston Celtics during the 2003-04 season.

EMMANUEL AKOT - 24/G
FRESHMAN
6-7/200
WINNIPEG, MANITOBA
WASATCH ACADEMY (UTAH)

Prior to Arizona

Originally committed to Arizona as part of 2018 recruiting class before-classifying for 2017... Member of ESPN Top 100 for 2017... Rated as a top ten small forward in the nation... Represented his home nation of Canada in FIBA U17 World Championships in the summer of 2016 while averaging 9.9 points and 2.9 rebounds per game... Averaged 17 points, seven rebounds and two assists per game as a senior at Wasatch Academy and helped guide his team to a 21-win season and an appearance in the Dick's Sporting Goods National Tournament in New York City.... Originally from Winnipeg, Canada with Sudanese heritage in his family.

RAWLE ALKINS - 1/G
SOPHOMORE
6-5/220
BROOKLYN, N.Y.
WORD OF GOD ACADEMY

Freshman Season (2016-17)

Pac-12 All-Freshmen Team Member... Recorded a pair of double-doubles (13 points, 11 rebounds vs. New Mexico (Dec. 20, 2016) and 11 points, 15 rebounds at Arizona State (March 4, 2017)) making him the first UA guard with multiple double-doubles in same season since Hassan Adams in 2004-05 season... Finished freshman season in seventh place in UA freshman history with 44 made three-point field goals... Set a season-best scoring mark with 20 points against North Dakota (March 16, 2017) in first round of NCAA Tournament... Tallied six assists in a game on two occasions against UC Irvine (Dec. 6, 2016) and Texas A&M (Dec. 17, 2016)... Led his team in blocks on eight separate occasions with a high of three versus Santa Clara (Nov. 24, 2016)... One of eight Wildcats to shoot 70.0 percent or better at the free throw line.

Prior to Arizona

Unanimous five-star recruit by variety of recruiting services... Member of the 2016 ESPN Top 100... Led Christ the King High School to a trio of New York state championships... Alkins averaged over 25 points and 7 rebounds per game in his final prep season with Word of God Christian Academy in North Carolina... MVP of the 2016 Capital Classic All-American game in Washington, D.C. with 23 points, 11 rebounds and four assists... Scored 24 points and grabbed 10 rebounds versus Genesis HS (VA) in Big Apple High School Invitational... Finished prep career at Word of God Christian Academy whose alumni include NBA All-Star John Wall... Prior to attending Word of God, played three seasons at Christ the King HS, which is the same high school as former Wildcat Khalid Reeves (1991-94).

DEANDRE AYTON - 13/F
FRESHMAN
7-1/260
NASSAU, BAHAMAS
HILLCREST PREP (ARIZ.)

Prior to Arizona

A 2017 McDonald's All-American... Became 23rd McDonald's All-American to join the Wildcats in program history... Was the first ESPN No. 1 overall prospect in the nation to head to a Pac-12 school since 2007 at the time of his commitment... Scored 19 points and grabbed eight rebounds in 2017 Jordan Brand Classic game... Member of the Bahamian National Team in 2014 Centrobasket competition... Naismith Trophy High School All-American... Prep Naismith Trophy

Watchlist... Was the fourth ESPN top ten recruit to commit to UA since 2012, joining Kaleb Tarczewski, Aaron Gordon and Stanley Johnson... Averaged over 20 points and 10 rebounds per game in Nike EYBL summer circuit... Scored 21 points and tallied 10 rebounds in Hoophall Classic game versus future teammate Brandon Randolph and Westtown School.

ALEX BARCELLO - 23/G
FRESHMAN
6-2/180
CHANDLER, ARIZ.
CORONA DEL SOL HS

Prior to Arizona

Member of ESPN Top 100 in 2017... No. 2 rated player in state of Arizona behind fellow Wildcat commit Deandre Ayton... 2015 and 2017 Arizona Gatorade Player of the Year... Helped guide Corona del Sol to a pair of 6A state championships... Erupted for 51 points on 19 of 25 shooting versus Gilbert Perry in 2015 state tournament... Member of AZ Central Sports' All-Arizona Teams as a sophomore, junior and senior... Tallied 31 points in his team's win over Christ the King HS in Hoophall Classic as a senior... Advanced to finals of American Family Insurance National 3-Point Shooting Competition... Continues Phoenix-area pipeline to Tucson, joining Deandre Ayton, Nick Johnson, Channing Frye, Richard Jefferson and Mike Bibby among others.

TALBOTT DENNY - 20/F
RS-SENIOR
6-5/215
TUCSON, ARIZ.
LIPSCOMB UNIVERSITY

Senior Season (2016-17)

Missed the 2016-17 season with a knee injury.

Prior to Arizona

Joined the Wildcats as a graduate transfer after three seasons with the Lipscomb Bison of the Atlantic Sun Conference... 2015 Atlantic Sun Conference All-Tournament selection... Played in 90 games for Lipscomb before missing the 2015-16 season with a shoulder injury... Selected to the 2013-14 and 2014-15 Atlantic Sun All-Academic Team... Prep standout at Tucson's Salpointe Catholic High School where he earned to the Arizona Daily Star's First Team All-State as a senior after averaging 15.3 points, 9.1 rebounds and 2.3 steals per game. Also garnered prep All-Region and All-District honors as a junior and senior.

JAKE DESJARDINS - 55/F
SOPHOMORE
6-6/215
HENDERSON, NEV.
CORONADO HS

Freshman Season (2016-17)

Tallied seven appearances with 12 minutes played in first season as a walk-on at Arizona... Connected on a pair of free throws in UA victory over New Mexico (Dec. 20, 2016)... Grabbed defensive rebound in first round win versus North Dakota in the NCAA Tournament.

Prior to Arizona

Joined the Wildcats as a walk-on after prep career at Coronado High School in the Las Vegas area... 2015-16 First Team All-State selection by the Las Vegas Review-Journal... Averaged 20 points and nine rebounds a game as a senior... Selected to the Las Vegas Sun's prestigious Super Seven preseason team... Helped guide Coronado to its first Sunrise Regional title as a junior.

PARKER JACKSON-CARTWRIGHT - 0/G
SENIOR
5-11/170
LOS ANGELES, CALIF.
SIERRA CANYON HS

Junior Season (2016-17)

Appeared in 31 games, starting ten, after missing six games with a high-ankle sprain suffered in Nov. 30 win over Texas Southern... Led the Pac-12 with a 3.09 assist-to-turnover ratio (in all games), which ranked 13th in the NCAA... Scored career-high 20 points at Washington State (Feb. 16, 2017) on four-of-five shooting from deep to go along with his new career high of four steals in the game... Repeated his strong shooting numbers behind the arc in Pac-12 play from sophomore season, identical number of makes on attempts of 18 of 37 (486), good for fourth in the conference... Matched his career best of 11 assists in win over Northern Colorado (Nov. 21, 2017), giving him the first double-double of his career with 15 points and 11 assists... Played best four-game stretch of his career at Washington schools and versus the Los Angeles schools by averaging 13.0 points and 4.5 assists per game while shooting 56.0 percent from the field... Distribution reached highest efficiency in six games prior to the NCAA tournament as he tallied 23 assists to just four turnovers (5.75 assist-to-turnover ratio)... Capped junior season with 1.2 steals per game, which were the most of any of his first three seasons of his career and 15th in the conference... Set a career-best mark of seven defensive rebounds versus Colorado (March 9, 2017) in quarterfinals of the Pac-12 Tournament... Increased scoring, rebounding and assists averages in each of his first three seasons in Tucson.

Sophomore Season (2015-16)

Led the Pac-12 in three-point field goal percentage in league play at 48.6 percent... Opened the season with 44 assists to just 16 turnovers (2.75 assist-to-turnover ratio) in non-conference play... Scored career-high 16 points on 62.5 percent shooting from the field in Arizona's win over UCLA (2-12-2016)... Tallied ten games of five or more assists, including career-best 11 assists to just one turnover in win versus Washington (1-14-2016)... Other high scoring performance came against Boise State (11-19-2015) when he scored 14 points while connecting on five of his six shots from the field... Posted notable performance in win versus Washington State with 13 points and 7 assists in game following his 11-assist performance against the Huskies... Despite 5-foot-11-inch height, blocked seven shots, which was fifth-most among Pac-12 players 6-feet-3-inches and shorter.

Freshman Season (2014-15)

Played in 34 games, averaging 2.9 points, 1.4 rebounds and 1.8 assists in 9.6 minutes ... Recorded a 2.61 assist-to-turnover ratio for the season ... Shot 45.3 percent from the floor and 39.1 percent from three-point territory ... Led Arizona in assists twice on the season ... Scored a season-high 11 points in the home win over USC in February and passed out a season-high seven assists in the win over Gardner-Webb in December.

High School

Ranked as the No. 32 overall recruit and No. 5 point guard in his recruiting class by Scout ... Rated as the No. 51 overall recruit in his class by Rivals ... Rated as the No. 57 overall recruit, No. 11 point guard and No. 6 player from California in his recruiting class ... Ranked as the No. 62 overall prospect and the No. 12 point guard in his class by 247 Sports ... An NBPA Top 100 Camp, CP3 Elite Guard Camp, LeBron James Skills Academy and Nike Global Challenge invitee ... An honorable mention MaxPreps Junior All-American in 2013 ... Earned Cal-Hi Sports all-state junior second-team and All-CIF Southern Section honors in 2013 ... Averaged 15 points and eight assists per game with an 8-to-1 assist-to-turnover ratio as a junior at Loyola High School ... A third-team Cal-Hi Sports all-state selection and first-team All-Sophomore honoree in 2012 ... A first-team All-CIF Southern Section performer as a sophomore ... Earned first-team All-CIF Southern Section and California Freshman of the Year accolades in 2011.

CHASE JETER - 4/F/C
JUNIOR
6-10/230
LAS VEGAS, NEV.
DUKE

Prior to Arizona

Played two seasons at Duke before transferring to Arizona in spring of 2017... Two-Time Academic All-ACC selection... Appeared in 48 games with six starts for the Blue Devils... Best outing for Duke came in 2016-17 season opener with 11 points and eight rebounds versus Marist... 2015 McDonald's All-American out of Bishop Gorman High School in Las Vegas... 2015 Nevada Gatorade Player of the Year... Member of the 2015 United States Junior National Team and the 2014 United States U18 team that won gold at the FIBA Americas Championship... Played on the U18 Team USA team that featured Sean Miller as an assistant coach... Averaged 16.2 points and 10.6 rebounds as a senior to help lead Bishop Gorman to a 27-6 record and a fourth consecutive Nevada Division I state title... National Honor Society member who maintained a 3.86 grade point average in high school... Son of Christian Jeter who played on UNLV's 1990 national championship team.

KORY JONES - 52/G
SOPHOMORE
6-3/170
HERNDON, VA.
WESTFIELD HS

Freshman Season (2016-17)

Played in four games as a true freshman walk-on... Connected on a deep three-pointer and recorded a block in UA's win at Stanford (Jan. 1, 2017)... Also played in Arizona's games versus UC Irvine, New Mexico and North Dakota in the NCAA Tournament.

Prior to Arizona

Joined the Arizona program in November of 2016 as a freshman walk-on... Played prep basketball at Westfield HS in Chantilly, Va... Helped guide the Westfield Bulldogs to the 2016 Virginia 6A state championship, which was played at VCU's home arena, the Stuart C. Siegel Center, in Richmond... Tallied ten games of ten or more points in ten games as a senior... Career high of 22 points versus Yorktown HS (12/11/2015).

IRA LEE - 11/F
FRESHMAN
6-7/235
LOS ANGELES, CALIF.
CROSSROADS SCHOOL

Prior to Arizona

Member of ESPN Top 100 for the 2017 recruiting class... Rated in top ten nationally for his position by numerous recruiting services... Signed as one of the top ten players out of the talent-rich state of California for his class... Erupted for 31 points in a CIF Division II match-up versus George Washington in the 2017 California state tournament... Son of Zeph Lee, former running back and defensive back for the Los Angeles Raiders... Missed parts of senior prep season with a shoulder injury... Born in the state of Arizona and lived in the state until teenage years... Helps continue the Southern California pipeline to Tucson, joining Gabe York, Stanley Johnson and Derrick Williams of recent fellow SoCal Cats.

KEANU PINDER - 25/F
SENIOR
6-9/220
PERTH, AUSTRALIA
HUTCHINSON CC

Junior Season (2016-17)

Appeared in 34 games while averaging 12.3 minutes per game in his first season with the Wildcats... Led UA in blocks on nine different occasions... Made his first career start in Pac-12 Tournament championship game versus Oregon (March 11, 2017) drawing defensive assigned on two-time Pac-12 Player of the Year Dillion Brooks... Averaged 2.2 points and 2.9 rebounds per game... Led UA in blocks with 22... Grabbed season-high nine rebounds in his team's win at Missouri (Dec. 10, 2016)... Tallied seven games of five or more rebounds... Blocked two or more shots on eight separate occasions with season-best mark of three blocks versus Texas A&M (Dec. 17, 2016).

Prior to Arizona

Comes to UA from Hutchinson Community College where teammate Kadeem Allen also transferred to Arizona from... Helped guide the Jayhawks to an appearance in the 2016 NJCAA Tournament championship game... Averaged 10.2 points, 6.9 rebounds and 1.8 blocks per game as a sophomore in 2015-16... Represented his home country of Australia in the 2015 World University Games... Played prep basketball at Sunrise Christian Academy in Kansas where teammate Dusan Ristic also played his high school basketball... Made the Aussie Boomers' U19 team for the 2013 FIBA World Championships... His father, Kendall "Tiny" Pinder, played professionally in Australia's NBL with the Sydney SuperSonics and the Perth Wildcats while also serving a stint with the Harlem Globetrotters.

BRANDON RANDOLPH - 5/G
FRESHMAN
6-6/175
YONKERS, N.Y.
WESTTOWN SCHOOL (PA.)

Prior to Arizona

Member of the ESPN Top 40 for 2017 recruiting class... Unanimous top five prospect in his home state... Ranked as one of top ten shooting guards nationally in 2017 by Scout.com... MVP of the Jordan Brand Classic regional game after erupting for 32 points... Scored a game-high 28 points in Hoophall Classic game versus future teammate Deandre Ayton and Hillcrest Academy... Averaged 16 points per game in the Nike EYBL summer circuit while shooting 40 percent from beyond the arc... Played prep basketball at national powerhouse program, Westtown School, in West Chester, Pa., and 30 minutes from former Wildcat Rondae Hollis-Jefferson's high school... Native of Yonkers, N.Y. joining fellow New Yorker Rawle Alkins in giving UA back-to-back recruiting classes with a player from New York.

DUSAN RISTIC - 14/C
SENIOR
7-0/245
NOVI SAD, SERBIA
SUNRISE CHRISTIAN

Junior Season (2016-17)

Showed continued improvement for a third consecutive season increasing his scoring, rebounding and free throw percentage in each of those three seasons... Started in 34 games as a junior after amassing a total of nine starts in his two years prior... Picked up first double-double of his career in third game of the season with 13 points and 15 rebounds against Sacred Heart (Nov. 18, 2016) with the 15 boards being a career high... Played perhaps his best game versus UC

Irvine (Dec. 6, 2016) with 18 points and ten rebounds while shooting 8 of 11 (.727) from the field... His 55.6 shooting percentage from the field in all games ranked ninth in the conference... Shot impressive 76.5 percent from the free throw line for the season from his center position... Had the best stretch of his career to open Pac-12 play tallying five consecutive double-digit scoring games for the first time in his college career as he went on to average 16.6 points and 6.2 points per game while shooting 64.8 percent from the field and 81.0 percent from the free throw line.

Sophomore Season (2015-16)

Doubled his playing time in his sophomore season from his freshman campaign... Led the team in field goal percentage for the season at 55.0 percent... Erupted for career-high 20 points in 25 minutes against UNLV (12-19-2015)... His performance against the Rebels was part of a five-game stretch where he scored in double figures in all five games... Tallied 16 points in 17 minutes versus Arizona State (2-17-2016)... Recorded first two double-digit rebounding games of his career with 11 in opener against Pacific (11-13-2015) and three games later versus Northwestern State (11-22-2015)... Converted on three-straight three-point field goal attempts before finishing three of eight from beyond the arc for the season... Blocked two shots in a game on seven separate occasions.

Freshman Season (2014-15)

Played in 36 games, averaging 3.4 points and 2.1 rebounds in 8.6 minutes per contest... Shot 61.5 percent from the field on the season, the best under head coach Sean Miller by a freshman with at least 30 field goals made... Led Arizona in blocks five times on the season... Scored in double figures four times, including a season-high 13 in the win over Utah Valley in December... Had a season-high eight rebounds in the home win over California in March.

Prior to Arizona

Rated as a four-star recruit and the No. 15 center in his class by ESPN... Started all eight games for Red Star U18 at the 2013 Nike International Junior Tournament, averaging 17.3 points, 9.5 rebounds and 1.5 blocks per game to earn tournament MVP honors... Averaged 14.4 points and 8.3 rebounds per game for Serbia at the 2011 FIBA U16 Championship... Posted a double-double at the 2011 Jordan Brand Classic International Game, scoring 22 points and grabbing 12 rebounds... Coached by Kyle Lindsted at Sunrise Christian.

DYLAN SMITH - 3/G
RS-SOPHOMORE
6-6/170
MOBILE, ALA.
UNC ASHEVILLE

Sophomore Season (2016-17)

Redshirted the season after transferring from UNC Asheville.

Prior to Arizona

2015-16 Big South All-Freshmen Team member... Led UNC Asheville in scoring at 13.5 ppg as a freshman after playing in all 30 games during the 2015-16 season... Shot 82.6 percent from the free throw line, which was sixth in the Big South Conference... Scored team-high 14 points against eventual national champion, Villanova, in the 2016 NCAA Tournament... Finished the year 81 of 232 (.349) from beyond the arc while the rest of the Bulldogs combined to make 114 made three-point field goals... Tallied season/career high 24 points versus Johnson & Wales (12-5-2015)... Hit game-winning shot against Furman during conference play (12-29-15).

**ALLONZO TRIER - 35/G
JUNIOR
6-5/205
SEATTLE, WASH.
FINDLAY PREP HS**

Sophomore Season (2016-17)

Second Team All-Pac-12 selection... Most Outstanding Player of the Pac-12 Tournament and All-Tournament Team member after averaging 20.7 points 5.0 rebounds and 3.3 assists per game while shooting 50.0 percent from deep en route to Arizona's tournament season championship... Led Arizona in scoring at 17.2 points per game... Essential to his team's win at No. 3 UCLA (Jan. 21, 2017) in his first game of the season with 12 points and then-career highs of seven rebounds and four assists... Grabbed a career-best 12 defensive rebounds in win at Washington State (Feb. 16, 2017), which were the most by any UA guard in the Sean Miller era... Set a new career high of 28 points on efficient 11 of 14 shooting against UCLA (Feb. 25, 2017)... Scored in double figures in all but two of his 13 appearances with six games of 20 or more points... Established new career mark for assists with seven against Washington State (Jan. 26, 2017) in his second game of the season, which was part of an opening stretch of the season for him of 15 assists to just three turnovers in his four games of the season... After posting 31 assists and 52 turnovers (.01 assist-to-turnover ratio) as a freshman, upped his numbers to 48 assists and 31 turnovers (1.55 assist-to-turnover ratio) in sophomore campaign... One of ten players in the conference to shoot 80.0 percent or greater at the free throw line in Pac-12 play.

Freshman Season (2015-16)

Pac-12 All-Freshmen Team selection... Pac-12 Player of the Week (12-14-2015)... Scored season-best 27 points in his team's win over Fresno State (12-9-2015), which were the most by a UA freshman since Derrick Williams scored 28 points versus UNLV (12-2-2009)... His 40 made three-point field goals tied Nick Johnson for the seventh most by a UA freshman in a season despite missing seven games during Pac-12 play... Eclipsed the 20-point mark in eight games this season... Scored 20 points in his second collegiate game versus Bradley (11-16-2015), which included a perfect 14 of 14 free throw performance that was second best individual performance at the line in UA history... Shot 79.3 percent at the free throw line, which led Pac-12 freshman with at least 50 free throw attempts... Missed seven games during Pac-12 play after breaking a bone in his shooting hand in the first overtime of Arizona's four-overtime thriller at USC.

USA Basketball

Scored 11 points for Team USA at the 2015 Nike Hoop Summit in Portland ... Teamed with UA head coach Sean Miller and former Arizona forward Stanley Johnson to lead the U.S. Men's U18 National Team to the FIBA Americas U18 Championship gold medal in 2014 ... Started all five games in the tournament for the U.S., averaging 12.6 points, shooting 62.1 percent from the floor and leading Team USA with an average of 6.4 free throw attempts per game.

Prior to Arizona

Ranked as the No. 18 overall recruit, No. 4 shooting guard and No. 1 player from Washington in the 2015 recruiting class by ESPN ... Rated the No. 20 overall recruit and No. 4 shooting guard in the class by Scout ... Ranked the No. 12 overall recruit in the class by Rivals ... Tabbed the No. 13 overall recruit and No. 1 shooting guard in the recruiting class by 247 Sports ... The 21st McDonald's All-American in UA history, scoring 17 points in the 2015 McDonald's All-American Game ... Named co-MVP of the 2015 Jordan Brand Classic after pouring in 28 points ... Selected for the 2014 Under Armour Elite 24 game ... Invited to the 2014 NBPA Top 100 Camp ... One of five finalists for the 2015 Naismith Boy's High School Player of the Year Trophy ... A first-team Naismith All-American and fourth-team MaxPreps All-American as a senior in 2015 ... Averaged 26.4 points, 5.4 rebounds and 2.1 assists per game as a senior to lead Findlay Prep to a 29-3 record and a semifinal appearance at the Dick's Sporting Goods High School Nationals ... A fourth-team MaxPreps Junior All-American, Gatorade Maryland Player of the Year and Washington Post All-Met first team in 2014 as a junior at Montrose Christian ... Averaged 25.5 points, 4.0 rebounds and 2.8 assists per game during his junior season.

**TYLER TRILLO - 50/G
RS-JUNIOR
5-11/170
SOUTHBURY, CONN.
ROGER WILLIAMS UNIVERSITY**

Redshirt Sophomore Season (2016-17)

Appeared in eight games averaging 3.9 minutes per game in his first season as a walk-on... Played 13 minutes in UC Irvine game (Dec. 6, 2016) when injuries left UA with seven available scholarship players... Picked up four assists in his first three appearances, including an assist on his first-ever play in Arizona uniform on a lob on an underneath out-of-bounds play.

Prior to Arizona

Joins Arizona as a walk-on for the 2016-17 season after playing the 2014-15 as a freshman at NCAA Division III Roger Williams University in Bristol, R.I... Scored career high of six points versus Nichols College (1-31-2015)... Joined the Hawks after decorated prep career at Terryville HS in Connecticut... Two-time First Team All-State selection during prep career with 1,380 career points.

**MATTHEW WEYAND - 54/F
FRESHMAN
6-5/190
SANTA ANA, CALIF.
MATER DEI HS**

Prior to Arizona

Joined the Arizona program as a walk-on prior to the 2017-18 season... Played high school basketball at Mater Dei High School in Los Angeles... Helped Mater Dei advanced to the semifinals of the 2017 CIF state tournament as a senior.

RECORD VS. ALL OPPONENTS



Opponent	W	L	First Game	Last Game	Opponent	W	L	First Game	Last Game
+Adams State	2	0	1977	2008	Hawaii-Hilo	2	0	1985	1986
Air Force	2	4	1959	1968	Hawaii Pacific	2	0	1985	1986
Alabama	0	2	1985	1990	Holy Cross	1	0	1998	1998
Alaska-Anchorage	1	0	1995	1995	+Houston	6	5	1968	2009
Arizona State	150	82	1914	2017	Houston Baptist	1	0	1985	1985
Arkansas	2	6	1949	1995	Idaho	4	0	1974	1979
Arkansas-Little Rock	1	0	1988	1988	Idaho State	4	4	1959	2011
Auburn	0	1	1986	1986	+Illinois	8	6	1967	2008
Austin Peay	1	0	1991	1991	Illinois State	1	0	1998	1998
Ball State	1	0	2012	2012	Illinois Wesleyan	1	1	1982	1983
Baylor	5	3	1948	1997	Iowa	3	5	1958	1996
Belmont	1	0	2013	2013	Iowa State	3	3	1970	1998
Beloit	1	1	1950	1954	I.U.P.U.I.	1	0	1999	1999
Bethune-Cookman	1	0	2011	2011	Jackson State	2	0	1997	2000
Boise State	2	0	2015	2015	Jacksonville	0	1	1970	1970
Boston College	3	0	1986	1997	James Madison	1	0	1997	1997
Boston University	1	0	2003	2003	Kansas	4	8	1980	2011
Bowling Green	0	1	1956	1956	Kansas State	6	8	1951	2014
Bradley	4	7	1948	2015	Kentucky	3	2	1946	1999
Brigham Young	20	19	1952	2011	Lamar	1	1	1980	1981
Bryant	1	0	2012	2012	LaSalle	1	2	1950	1995
Bucknell	0	1	2012	2012	LaVerne	2	0	1932	1933
Butler	3	1	1971	2017	Liberty	1	0	2004	2004
+California	62	31	1924	2017	Lipscomb	1	0	2010	2010
Cal-Poly Pomona	2	0	1966	1974	Long Beach State	6	0	1988	2015
Cal-Poly San Luis Obispo	3	0	1950	2013	Long Island	1	0	1951	1951
Cal State Bakersfield	2	0	1973	2017	Louisiana-Lafayette	2	0	1979	2004
+Cal State Fullerton	4	1	1976	2011	Louisiana State	3	3	1991	2003
Cal State Hayward	2	0	1965	1981	Louisiana Tech.	1	0	2010	2010
Cal State Los Angeles	4	5	1958	1972	Louisville	2	3	1949	2009
Cal State Northridge	1	0	2014	2014	Loyola (Ill.)	1	0	1989	1989
Canisius	1	3	1948	1954	Loyola (Md.)	1	0	1994	1994
Centenary	2	1	1953	1974	Loyola Marymount	9	4	1937	2009
Chaminade	1	0	2001	2001	Manhattan	1	0	2005	2005
Charleston (W.Va.)	1	0	1981	1981	Marquette	3	1	1974	2005
Charleston Southern	1	0	2012	2012	Maryland	3	0	1964	2002
College of Charleston	1	0	1997	1997	Memphis	4	4	1953	2011
Cincinnati	3	0	1976	1996	Miami (Fla.)	3	0	1986	2012
Clemson	3	0	1989	2012	Miami (Ohio)	0	2	1947	1995
Cleveland State	1	0	2009	2009	Michigan	8	2	1958	2014
Colorado	16	12	1961	2017	Michigan State	5	2	1947	2017
Colorado State	14	11	1955	1978	Midwestern	2	0	1976	1980
Columbia	1	0	1975	1975	Minnesota	0	4	1952	1995
Connecticut	0	5	1999	2011	Mississippi	1	1	1953	2001
Coppin State	1	0	1997	1997	Mississippi State	2	2	1971	2012
Cornell	1	0	1988	1988	Mississippi Valley State	1	0	2009	2009
Creighton	1	1	1968	1969	Missouri	4	1	1985	2017
Davidson	1	0	2003	2003	Montana	1	0	1995	1995
Dayton	2	1	1951	2001	Montana State	1	1	1940	1982
Delaware	1	0	1999	1999	Morehead State	1	0	1947	1947
Delaware State	1	0	1993	1993	Morgan State	1	0	1997	1997
Denver	3	1	1962	1986	Mount St. Mary's	1	0	2014	2014
DePaul	3	2	1930	1934	Murray State	1	1	1956	1957
DePauw	1	0	1971	1971	Nebraska	2	2	1961	1999
Detroit	1	1	1976	1977	New Mexico	84	42	1917	2017
Drake	1	1	1934	1975	New Mexico State	60	38	1917	2013
Drexel	1	0	2013	2013	New Mexico Tech.	10	0	1920	1942
Duke	5	4	1962	2013	New Orleans	3	0	1992	1994
Duquesne	2	3	1948	2012	New York University	0	1	1952	1952
East Carolina	1	0	1975	1975	Niagara	0	1	1954	1954
East Tennessee State	2	1	1991	2012	Nicholls State	1	0	1998	1998
Eastern Illinois	1	0	2001	2001	North Carolina	3	4	1949	2007
Eastern Michigan	2	0	1969	1978	North Carolina-Asheville	1	0	1997	1997
Eastern New Mexico	1	0	1961	1961	North Carolina-Wilmington	1	0	1999	1999
Eastern Washington	1	0	2005	2005	North Carolina State	2	0	2010	2011
Evansville	3	1	1964	1992	North Dakota	1	0	2017	2017
Fairleigh Dickinson	1	0	2013	2013	North Texas	0	2	1968	1970
Florida	2	2	2002	2012	+Northern Arizona	97	27	1919	2015
Florida Atlantic	1	0	2009	2009	Northern Colorado	3	1	1960	2017
Florida International	2	0	1982	1998	Northern Illinois	2	0	1973	1975
Florida State	1	3	1970	1997	Northwestern	2	0	1977	1979
Fordham	1	1	1970	1994	Northwestern State	1	0	2015	2015
Fort Hays State	1	0	1984	1984	Notre Dame	1	1	1934	2003
+Fresno State	4	3	1960	2015	Oakland	2	0	2012	2014
Gardner-Webb	1	0	2014	2014	Occidental	5	1	1931	1935
Georgetown	2	1	1976	1995	Ohio	0	1	1956	1956
Georgia Tech	0	1	1991	1991	Ohio State	1	2	1972	2015
Gonzaga	6	2	2001	2017	+Oklahoma	2	5	1988	2011
Grand Canyon	5	0	1978	2017	Oklahoma City	1	1	1934	1957
Hamline	3	0	1956	1963	Oklahoma State	3	0	1994	2005
Hardin-Simmons	24	14	1940	1967	Old Dominion	1	0	1976	1976
Harvard	3	0	1967	2013	Oral Roberts	1	0	2012	2012
Hawaii	2	0	1976	1992					

Opponent	W	L	First Game	Last Game
Oregon	50	28	1979	2017
+Oregon State	61	22	1976	2017
Pacific	4	1	1958	2015
Penn State	1	0	1990	1990
Pennsylvania	1	0	1997	1997
Pepperdine	5	0	1965	2001
Pittsburgh	3	2	1949	1992
Pomona	2	0	1932	1933
Portland State	1	0	1976	1976
Princeton	1	0	1986	1986
Providence	3	3	1982	2015
Purdue	5	6	1934	2007
Regis	1	1	1960	1961
Rice	2	0	2010	2011
Richmond	2	0	1995	2005
Rhode Island	3	0	1993	2013
Robert Morris	3	0	1989	2011
Rutgers	2	0	1992	1995
Sacred Heart	1	0	2017	2017
St. Bonaventure	1	0	1987	1987
St. Francis (Pa.)	1	1	1968	1991
St. Francis (N.Y.)	0	1	1948	1948
St. John's (N.Y.)	1	0	2012	2012
St. Joseph's (Pa.)	2	0	1948	1994
Saint Louis	2	1	1934	2004
Saint Mary's (Calif.)	5	2	1949	2017
Samford	1	0	2007	2007
Sam Houston State	1	0	2006	2006
San Diego	2	0	1973	2005
+San Diego State	24	7	1946	2014
San Francisco	1	4	1949	1973
San Francisco State	1	0	1985	1985
San Jose State	10	4	1937	1985
Santa Clara	8	4	1937	2017
Seattle University	5	2	1963	1971
Seton Hall	1	2	1988	2004
South Alabama	1	1	1972	1997
South Florida	1	0	1990	1990
Southeast Oklahoma	0	1	1940	1940
Southern	1	0	2013	2013
Southern Illinois	2	1	1966	1977
Southern Methodist	3	0	1974	1977
Southern Mississippi	3	0	1951	2012
Southwestern	0	1	1934	1934
+Stanford	63	29	1938	2017
Syracuse	1	2	1988	1995
TCU	0	2	1940	1953
Temple	2	0	1989	1992
Tennessee	1	3	1957	1998
Texas	8	2	1950	2011
Texas-Pan American	1	1	1984	1985
Texas-San Antonio	1	1	1983	1986
+Texas A&M	7	1	1950	2017
Texas Southern	2	0	2015	2017
Texas Tech	24	28	1934	2013
Towson State	1	0	1995	1995
Tulane	2	0	1997	1997
Tulsa	1	2	1955	1986
UAB	1	1	2005	2009
UC Davis	1	0	1975	1975
UC Irvine	3	0	1998	2017
UCLA	43	55	1923	2017
UC Riverside	2	0	1972	1981
UC Santa Barbara	6	3	1956	2002
+UMKC	1	0	2008	2008
+UNLV	8	12	1973	2015
U.S. International	1	0	1982	1982
+USC	66	42	1922	2017
Utah	31	29	1954	2017
Utah State	1	3	1959	2005
Utah Valley	1	0	2014	2014
UTEP	61	30	1920	2014
Valparaiso	3	0	1996	2012
Vanderbilt	0	2	1957	2010
Vermont	1	0	2003	2003
Villanova	2	2	1968	2006
Virginia	2	3	1994	2008
Wake Forest	0	1	2005	2005
+Washington	52	28	1965	2017
+Washington State	63	16	1960	2017
Washington University	0	2	1949	1958
Wayne State	1	0	1947	1947
Weber State	5	0	1967	2014

Opponent	W	L	First Game	Last Game
West Texas State	20	16	1940	1962
+West Virginia	3	2	1949	2008
Western Illinois	1	0	1991	1991
Western Kentucky	2	0	2003	2006
Western New Mexico	3	3	1941	1962
Whittier	1	1	1924	1951
Wichita State	1	2	1952	2016
Wisconsin	2	5	1963	2015
Wright State	1	0	2005	2005
Wyoming	20	15	1963	2005
Xavier	1	1	2015	2017

+ Indicates that series results are affected by a vacated game(s) due to NCAA infractions. Records or streaks listed reflect on-court results only.

SERIES VS. ALL OPPONENTS



Cal State Northridge (1-0) 11/16/14 W 86-68	Tucson, Ariz.	1/5/74 L 67-85	Fort Collins, Colo.	11/9/11 W 67-59	Tucson, Ariz.
Canisius (1-3) 1/1/48 L 50-59 12/26/50 L 52-55 12/29/51 L 78-89 12/31/53 W 79-58	Buffalo, N.Y. Buffalo, N.Y. Buffalo, N.Y. Buffalo, N.Y.	2/8/74 W 76-67 1/25/75 W 85-82 2/28/75 W 107-97 1/30/76 W 94-76 2/28/76 W 78-72 1/29/77 W 77-72 2/24/77 W 91-86 1/27/78 W 75-63 2/25/78 L 88-95	Tucson, Ariz. Fort Collins, Colo. Tucson, Ariz. Tucson, Ariz. Fort Collins, Colo. Fort Collins, Colo. Tucson, Ariz. Tucson, Ariz. Fort Collins, Colo.	East Carolina (1-0) 3/13/75 W 94-78	Louisville, Ky.
Centenary (2-1) 12/13/52 L 57-59 12/15/53 W 79-64 1/25/74 W 97-88	Tucson, Ariz. Tucson, Ariz. Tucson, Ariz.	Columbia (1-0) 12/28/74 W 94-73	Norfolk, Va.	East Tennessee State (2-1) 11/16/90 W 88-79 3/20/92 L 80-87 12/22/12 W 73-53	Tucson, Ariz. Atlanta, Ga. Honolulu, Hawaii
Chaminade (1-0) 11/20/00 W 97-57	Lahaina, Hawaii	Connecticut (0-5) 12/7/99 L 69-79 12/9/00 L 69-71 1/26/02 L (OT) 98-100 11/22/05 L 70-79 3/26/11 L 63-65	Chicago, Ill. Storrs, Conn. Tucson, Ariz. Lahaina, Hawaii Anaheim, Calif.	Eastern Illinois (1-0) 3/16/01 W 101-76	Kansas City, Mo.
Charleston (1-0) 12/20/80 W 93-70	Tucson, Ariz.	Coppin State (1-0) 12/13/97 W 99-82	Tucson, Ariz.	Eastern Michigan (2-0) 1/7/69 W 89-72 12/20/77 W 92-78	Tucson, Ariz. Tucson, Ariz.
Charleston Southern (1-0) 11/11/12 W 82-73	Tucson, Ariz.	Cornell (1-0) 3/18/88 W 90-50	Los Angeles, Calif.	Eastern New Mexico (1-0) 12/13/60 W 118-66	Tucson, Ariz.
Cincinnati (3-0) 12/27/75 W 71-64 2/21/93 W 70-60 2/11/96 W 79-76	Honolulu, Hawaii Phoenix, Ariz. Phoenix, Ariz.	Creighton (1-1) 12/15/67 L 66-70 1/16/69 W 72-63	Omaha, Neb. Tucson, Ariz.	Eastern Washington (1-0) 12/28/04 W 79-45	Tucson, Ariz.
Clemson (3-0) 3/18/89 W 94-68 12/10/11 W 63-47 12/8/12 W 66-54	Boise, Idaho Tucson, Ariz. Clemson, S.C.	Davidson (1-0) 12/28/02 W 95-69	Tucson, Ariz.	Evansville (3-1) 12/4/63 L 58-61 12/28/63 W 78-61 12/17/68 W 102-88 12/28/91 W 83-76	Tucson, Ariz. Evansville, Ind. Tucson, Ariz. Tucson, Ariz.
Cleveland State (1-0) 3/22/09 W 71-57	Miami, Fla.	Dayton (2-1) 3/13/51 L 68-74 11/29/91 W 84-68 11/21/99 W 76-59	New York, N.Y. Honolulu, Hawaii Lahaina, Hawaii	Fairleigh Dickinson (1-0) 11/18/13 W 100-50	Tucson, Ariz.
College of Charleston (1-0) 3/15/97 W 73-69	Memphis, Tenn.	Delaware (1-0) 12/30/99 W 89-77	Tucson, Ariz.	Florida (2-2) 11/9/01 W 75-71 11/28/03 L 77-78 12/7/11 L (OT) 72-78 12/15/12 W 65-64	New York, N.Y. Springfield, Mass. Gainesville, Fla. Tucson, Ariz.
Colorado (16-12) 12/2/60 L 72-82 12/3/60 L 60-83 12/8/61 L 51-72 12/9/61 L 57-60 12/22/62 W 60-52 12/6/63 L 60-75 12/20/65 L (3OT) 73-77 12/17/66 L 74-91 12/18/67 W 76-67 12/19/68 L 69-70 12/3/73 W 91-76 12/21/74 W 94-63 11/24/09 W (OT) 91-87 1/21/12 L 63-64 2/9/12 W 71-57 3/10/12 L 51-53 1/3/13 W (OT) 92-83 2/14/13 L 58-71 3/14/13 W 79-69 1/23/14 W 69-57 2/22/14 W 88-61 3/14/14 W 63-43 1/15/15 W 68-54 2/26/15 W 82-54 2/24/16 L 72-75 3/10/16 W 82-78 1/7/17 W 82-73 3/9/17 W 92-78	Tucson, Ariz. Tucson, Ariz. Boulder, Colo. Boulder, Colo. Tucson, Ariz. Boulder, Colo. Tucson, Ariz. Boulder, Colo. Boulder, Colo. Tucson, Ariz. Tucson, Ariz. Lahaina, Hawaii Boulder, Colo. Tucson, Ariz. Los Angeles, Calif. Tucson, Ariz. Boulder, Colo. Las Vegas, Nev. Tucson, Ariz. Boulder, Colo. Las Vegas, Nev. Tucson, Ariz. Boulder, Colo. Boulder, Colo. Las Vegas, Nev. Tucson, Ariz. Las Vegas, Nev.	DePaul (0-2) 2/10/30 L 16-29 1/3/34 L 24-37	Tucson, Ariz. Chicago, Ill.	Florida Atlantic (1-0) 11/17/08 W 75-62	Tucson, Ariz.
Colorado State (14-11) 12/17/54 L 62-67 12/18/54 W 81-59 12/19/56 W 73-63 1/2/60 L 64-103 12/14/62 L 65-75 12/7/63 L 45-57 1/10/64 W 57-55 1/29/70 W 75-69 2/28/70 L 80-94 1/7/71 L 65-90 2/13/71 L 71-74 1/14/72 W 78-74 2/19/72 L 67-87 2/3/73 W 94-87 3/2/73 L 72-79	Tucson, Ariz. Tucson, Ariz. Tucson, Ariz. Fort Collins, Colo. Fort Collins, Colo. Fort Collins, Colo. Tucson, Ariz. Tucson, Ariz. Fort Collins, Colo. Fort Collins, Colo. Tucson, Ariz. Tucson, Ariz. Fort Collins, Colo. Fort Collins, Colo. Fort Collins, Colo. Fort Collins, Colo. Fort Collins, Colo. Fort Collins, Colo. Fort Collins, Colo. Fort Collins, Colo. Fort Collins, Colo. Fort Collins, Colo. Fort Collins, Colo. Fort Collins, Colo. Fort Collins, Colo. Fort Collins, Colo.	Delaware State (1-0) 12/28/92 W 92-52	Tucson, Ariz.	Florida International (2-0) 12/1/82 W 79-68 12/30/98 W 91-75	Tucson, Ariz. Tucson, Ariz.
		Denver (3-1) 12/30/61 W 71-57 12/10/63 W 74-64 12/27/65 L 70-72 12/4/85 W 63-54	Tucson, Ariz. Tucson, Ariz. Denver, Colo. Tucson, Ariz.	Florida State (1-3) 1/5/70 L 78-87 12/31/70 L 85-95 12/6/94 W 96-78 12/23/97 L 79-84	Tucson, Ariz. Tallahassee, Fla. Tucson, Ariz. Tallahassee, Fla.
		Detroit (1-1) 1/10/76 W 106-76 12/18/76 L 68-70	Tucson, Ariz. Detroit, Mich.	Fordham (1-1) 12/26/69 L 74-82 12/28/93 W 111-84	Evansville, Ind. Tucson, Ariz.
		Drake (1-1) 12/29/33 W 36-35 3/16/75 L 76-83	Des Moines, Iowa Louisville, Ky.	Fort Hayes State (1-0) 12/30/83 W 81-64	Tucson, Ariz.
		Drexel (1-0) 11/27/13 W 66-62	New York, N.Y.	Fresno State (4-3) 2/13/60 L 68-69 12/1/62 W 75-67 12/17/79 W 65-61 12/1/80 L 65-77 12/9/80 L 60-70 12/16/07 W 69-50 12/9/15 W 85-72	Tucson, Ariz. Tucson, Ariz. Tucson, Ariz. Tucson, Ariz. Fresno, Calif. Tucson, Ariz. Tucson, Ariz.
		Duke (5-4) 12/16/61 L 47-78 12/30/87 W 91-85 2/26/89 W 77-75 2/25/90 L 76-78 2/24/91 W (2OT) 103-96 11/26/97 L 87-95 4/2/01 L 72-82 3/24/11 W 93-77 11/29/13 W 72-66	Pittsburgh, Pa. Tucson, Ariz. East Rutherford, N.J. Durham, N.C. Tucson, Ariz. Lahaina, Hawaii Minneapolis, Minn. Anaheim, Calif. New York, N.Y.	Gardner-Webb (1-0) 12/2/14 W 91-65	Tucson, Ariz.
		Duquesne (2-3) 1/2/48 L 51-54 12/21/48 L 51-57 1/1/51 L 63-65 11/27/87 W 133-78	Pittsburgh, Pa. Pittsburgh, Pa. Pittsburgh, Pa. Anchorage, Alaska	Georgetown (2-1) 3/13/76 W 83-76 12/13/86 L 74-82 11/24/95 W 91-81	Tempe, Ariz. Washington, D.C. New York, N.Y.
				Georgia Tech (0-1) 2/17/91 L 56-62	East Rutherford, N.J.
				Gonzaga (6-2) 11/29/00 W 101-87 3/22/03 W (2OT) 96-95 12/14/08 W 69-64 12/17/11 L 60-71 3/23/14 W 84-61 12/6/14 W (OT) 66-63	Tucson, Ariz. Salt Lake City, Utah Phoenix, Ariz. Seattle, Wash. San Diego, Calif. Tucson, Ariz.

12/5/15 W 68-63 Spokane, Wash.
12/3/16 L 62-69 Los Angeles, Calif.

Grand Canyon (5-0)

1/6/78 W 78-66 Tucson, Ariz.
12/13/78 W 90-78 Tucson, Ariz.
12/8/79 W 69-60 Tucson, Ariz.
12/30/80 W 74-60 Tucson, Ariz.
12/14/16 W 64-54 Tucson, Ariz.

Hamline (3-0)

12/14/55 W 71-63 Tucson, Ariz.
12/3/56 W 79-74 Tucson, Ariz.
1/2/63 W 82-47 Tucson, Ariz.

Hardin-Simmons (24-14)

1/1/40 W 40-31 Abilene, Texas
1/2/40 W 50-28 Abilene, Texas
1/7/42 W 50-26 Tucson, Ariz.
2/18/42 L 31-36 Abilene, Texas
2/13/47 W 70-54 Tucson, Ariz.
2/20/47 W 60-48 Abilene, Texas
1/10/48 L 53-54 Abilene, Texas
2/19/48 W 53-34 Tucson, Ariz.
1/6/49 W 50-43 Abilene, Texas
2/12/49 W 43-40 Abilene, Texas
2/27/50 L 53-57 Abilene, Texas
3/6/50 W 63-41 Tucson, Ariz.
1/13/51 W 67-55 Abilene, Texas
2/5/51 W 69-53 Tucson, Ariz.
1/14/52 W 65-43 Tucson, Ariz.
2/16/52 L 63-66 Abilene, Texas
2/4/53 W 72-67 Tucson, Ariz.
2/16/53 L 61-77 Abilene, Texas
3/6/53 L (OT) 61-67 Abilene, Texas
2/13/54 W 59-55 Tucson, Ariz.
2/23/54 W 78-72 Abilene, Texas
1/14/55 W 77-68 Tucson, Ariz.
2/6/55 L 58-71 Abilene, Texas
2/7/56 L 63-71 Abilene, Texas
2/18/56 W 83-73 Tucson, Ariz.
2/12/57 L 69-80 Tucson, Ariz.
2/23/57 L 69-80 Abilene, Texas
1/18/58 L 73-75 Tucson, Ariz.
2/10/58 W 69-52 Abilene, Texas
1/12/59 L 50-68 Abilene, Texas
2/14/59 W 66-64 Tucson, Ariz.
1/15/60 W 72-58 Tucson, Ariz.
1/30/60 L 63-81 Abilene, Texas
1/30/61 L 80-84 Abilene, Texas
2/13/61 W 83-68 Tucson, Ariz.
1/4/62 W 101-62 Tucson, Ariz.
2/10/62 W 86-74 Abilene, Texas
12/7/66 W 80-65 Tucson, Ariz.

Harvard (3-0)

12/23/66 W 59-58 Tucson, Ariz.
12/17/77 W 83-60 Tucson, Ariz.
3/23/13 W 74-51 Salt Lake City, Utah

Hawaii (2-0)

12/30/75 W 84-74 Honolulu, Hawaii
12/1/91 W 85-71 Honolulu, Hawaii

Hawaii-Hilo (2-0)

12/26/84 W 99-75 Hilo, Hawaii
1/2/86 W 104-71 Tucson, Ariz.

Hawaii-Pacific (2-0)

12/30/84 W 80-66 Pearl Harbor, Hawaii
12/10/86 W 105-85 Tucson, Ariz.

Holy Cross (1-0)

12/28/98 W 89-41 Tucson, Ariz.

Houston (6-5)

12/22/67 L 76-81 Tucson, Ariz.
12/5/68 L 64-85 Houston, Texas
12/9/77 W 81-80 Tucson, Ariz.
1/13/79 L 72-74 Houston, Texas
1/12/82 L 63-104 Houston, Texas
12/8/94 W 81-67 Tucson, Ariz.
12/2/95 W 73-69 Houston, Texas
12/3/05 L 65-69 Houston, Texas
12/17/06 W 87-62 Tucson, Ariz.

1/12/08 W 85-71 Houston, Texas
1/24/09 W (OT) 96-90 Tucson, Ariz.

Houston Baptist (1-0)

1/23/84 W 63-56 Tucson, Ariz.

Idaho (4-0)

12/13/73 W 101-80 Tucson, Ariz.
12/3/75 W 88-62 Tucson, Ariz.
12/4/76 W 95-40 Tucson, Ariz.
12/16/78 W 69-58 Tucson, Ariz.

Idaho State (4-4)

12/20/58 L 58-86 Pocatello, Idaho
12/22/58 L 51-71 Pocatello, Idaho
12/29/60 L 64-75 Tucson, Ariz.
12/19/62 W 57-51 Tucson, Ariz.
1/3/69 W 92-48 Tucson, Ariz.
12/12/75 L 82-87 Tempe, Ariz.
12/15/79 W 89-83 Tucson, Ariz.
1/14/10 W 90-42 Tucson, Ariz.

Illinois (8-6)

12/27/66 L 77-93 Los Angeles, Calif.
1/30/73 W 101-80 Tucson, Ariz.
12/13/74 W 78-66 Tucson, Ariz.
12/20/75 L 60-66 Champaign, Ill.
1/28/77 L 107-113 Champaign, Ill.
1/24/87 L 63-82 Champaign, Ill.
1/30/88 W 78-70 Tucson, Ariz.
1/22/00 W 79-76 Lahaina, Hawaii
12/16/00 L 73-81 Chicago, Ill.
3/25/01 W 87-81 San Antonio, Texas
12/4/01 W 87-82 Phoenix, Ariz.
3/26/05 L (OT) 89-90 Rosemont, Ill.
12/2/06 W 84-72 Phoenix, Ariz.
12/8/07 W (OT) 78-72 Chicago, Ill.

Illinois State (1-0)

3/21/98 W 82-49 Sacramento, Calif.

Illinois Wesleyan (1-2)

1/2/34 L 44-49 Bloomington, Ill.
12/18/81 W 82-57 Tucson, Ariz.
12/27/82 L 64-67 Tucson, Ariz.

Iowa (3-5)

12/7/57 L 63-80 Iowa City, Iowa
12/19/60 L 64-105 Iowa City, Iowa
12/26/62 L 56-57 Portland, Ore.
12/29/75 L 80-82 Honolulu, Hawaii
2/7/87 L 80-89 Tucson, Ariz.
12/12/87 W 66-59 Iowa City, Iowa
3/25/88 W 99-79 Seattle, Wash.
3/17/96 W 87-73 Tempe, Ariz.

Iowa State (3-3)

12/12/69 W 78-65 Tucson, Ariz.
12/2/71 L 54-71 Ames, Iowa
12/11/82 L 66-80 Tucson, Ariz.
12/5/83 L 63-75 Ames, Iowa
12/29/90 W 102-77 Tucson, Ariz.
12/19/98 W 75-61 Las Vegas, Nev.

IUPUI (1-0)

12/13/99 W 70-41 Tucson, Ariz.

Jackson State (2-0)

12/14/96 W 111-83 Tucson, Ariz.
3/16/00 W 71-47 Salt Lake City, Utah

Jacksonville (0-1)

12/26/69 L 72-104 Evansville, Ind.

James Madison (1-0)

12/28/97 W 92-68 Tucson, Ariz.

Kansas (4-8)

12/31/79 L 60-78 Tucson, Ariz.
12/7/81 L 57-86 Lawrence, Kan.
3/22/96 L 80-83 Denver, Colo.
3/21/97 W 85-82 Birmingham, Ala.
12/2/97 L 87-90 Chicago, Ill.
12/1/01 L 97-105 Tucson, Ariz.
1/25/03 W 91-74 Lawrence, Kan.

3/29/03 L 75-78 Anaheim, Calif.
1/21/05 W 61-49 Lahaina, Hawaii
11/25/07 L 72-76 Lawrence, Kan.
12/23/08 W 84-67 Tucson, Ariz.
11/27/10 L 79-87 Las Vegas, Nev.

Kansas State (6-8)

3/21/51 L 59-61 Kansas City, Mo.
12/8/51 L 57-76 Tucson, Ariz.
1/5/52 L 52-78 Manhattan, Kan.
12/6/54 W 86-81 Tucson, Ariz.
12/18/61 L 43-59 Manhattan, Kan.
12/23/72 L 69-85 Manhattan, Kan.
12/19/73 W 74-72 Tucson, Ariz.
12/14/74 W 67-65 Tempe, Ariz.
12/8/75 L 61-71 Manhattan, Kan.
12/6/80 L 53-55 Tucson, Ariz.
12/9/81 L 55-63 Manhattan, Kan.
12/30/97 W 125-87 Tucson, Ariz.
1/16/99 W 88-69 Tucson, Ariz.
1/25/14 W 72-68 Lahaina, Hawaii

Kentucky (3-2)

3/16/46 L 53-77 New York, N.Y.
12/23/93 L 92-93 Lahaina, Hawaii
3/31/97 W (OT) 84-79 Indianapolis, Ind.
1/25/97 W 89-74 Lahaina, Hawaii
1/26/99 W 63-51 New York, N.Y.

Lamar (1-1)

12/29/79 W 61-57 Tucson, Ariz.
12/27/80 L 61-63 Tucson, Ariz.

La Salle (1-2)

3/11/50 L 66-72 New York, N.Y.
12/17/52 L 68-87 Tucson, Ariz.
12/12/94 W 92-76 Tucson, Ariz.

La Verne (2-0)

1/7/32 W 39-27 La Verne, Calif.
1/5/33 W 32-31 La Verne, Calif.

Liberty (1-0)

12/28/03 W 107-91 Tucson, Ariz.

Lipscomb (1-0)

12/21/09 W (OT) 83-82 Tucson, Ariz.

Long Beach State (6-0)

12/4/87 W 94-62 Tucson, Ariz.
12/1/90 W 95-68 Tucson, Ariz.
1/15/95 W 91-57 Tucson, Ariz.
1/19/12 W 94-72 Tucson, Ariz.
1/11/13 W 91-57 Tucson, Ariz.
12/22/15 W 85-70 Tucson, Ariz.

Long Island (1-0)

1/29/51 W 62-61 Tucson, Ariz.

Louisiana-Lafayette (2-0)

12/23/78 W 76-73 Tucson, Ariz.
12/30/03 W 72-69 Tucson, Ariz.

Louisiana Tech (1-0)

12/9/09 W 83-67 Tucson, Ariz.

Louisville (2-3)

12/23/48 L 50-69 Louisville, Ky.
12/27/55 L 83-103 Louisville, Ky.
3/24/94 W 82-70 Los Angeles, Calif.
12/5/06 W 72-65 New York, N.Y.
3/27/09 L 64-103 Indianapolis, Ind.

Loyola (Ill.) (1-0)

12/28/88 W 106-82 Tucson, Ariz.

Loyola Marymount (9-4)

1/2/37 W 27-18 Los Angeles, Calif.
3/1/37 W 26-16 Tucson, Ariz.
3/2/37 L 26-30 Tucson, Ariz.
12/21/39 L 35-40 Los Angeles, Calif.
12/22/39 L 33-42 Los Angeles, Calif.
12/20/47 W 60-49 Tucson, Ariz.
12/10/48 W 52-51 Tucson, Ariz.
1/28/50 L 54-61 Los Angeles, Calif.

SERIES VS. ALL OPPONENTS



12/12/51	W	68-60	Tucson, Ariz.
12/20/57	W	77-67	Tucson, Ariz.
1/31/69	W	93-65	Tucson, Ariz.
12/4/84	W	82-75	Tucson, Ariz.
12/2/08	W	84-57	Tucson, Ariz.

Loyola (Md.)
3/18/94 W 81-55 Sacramento, Calif.

LSU (3-3)
12/8/90 L 82-92 Baton Rouge, La.
12/7/91 W 87-67 Tucson, Ariz.
2/13/99 W 78-71 Tucson, Ariz.
1/29/00 L 60-86 Baton Rouge, La.
12/20/00 W 88-75 Tucson, Ariz.
12/21/02 L 65-66 Baton Rouge, La.

Manhattan (1-0)
12/21/04 W 105-75 Tucson, Ariz.

Marquette (3-1)
12/28/73 L 72-76 Milwaukee, Wis.
1/8/94 W 94-80 Tucson, Ariz.
12/13/03 W 85-75 Tucson, Ariz.
12/18/04 W 48-43 Milwaukee, Wis.

Maryland (3-0)
12/27/63 W 57-54 Evansville, Ind.
3/19/98 W 87-79 Anaheim, Calif.
1/18/01 W 71-67 New York, N.Y.

Memphis (4-4)
1/3/53 L 56-75 Memphis, Tenn.
12/21/55 L (OT) 92-98 Tucson, Ariz.
1/1/57 L 76-93 Memphis, Tenn.
1/30/65 W 99-64 Tucson, Ariz.
12/4/65 W 94-69 Memphis, Tenn.
12/20/06 W 79-71 Tucson, Ariz.
12/29/07 L 63-76 Memphis, Tenn.
3/18/11 W 77-75 Tulsa, Okla.

Miami (Fla.) (3-0)
1/18/86 W (OT) 81-74 Coral Gables, Fla.
12/19/89 W 83-53 Tucson, Ariz.
12/23/12 W 69-50 Honolulu, Hawaii

Miami (Ohio) (0-2)
12/28/46 L 57-60 Cincinnati, Ohio
3/16/95 L 62-71 Dayton, Ohio

Michigan (8-2)
12/30/57 L 76-88 Tucson, Ariz.
1/28/87 W 79-64 Anchorage, Alaska
1/25/89 W 82-75 Springfield, Mass.
12/30/93 W 119-95 Tucson, Ariz.
1/30/94 W 78-57 Auburn Hills, Mich.
1/22/95 W 86-79 New York, N.Y.
12/21/96 L (OT) 71-73 Ann Arbor, Mich.
1/24/04 W (OT) 61-60 New York, N.Y.
12/14/13 W 72-70 Ann Arbor, Mich.
12/13/14 W 80-53 Tucson, Ariz.

Michigan State (5-2)
1/2/47 W 45-43 East Lansing, Mich.
12/29/87 W 78-58 Tucson, Ariz.
12/11/99 W 79-68 Tucson, Ariz.
3/31/01 W 80-61 Minneapolis, Minn.
12/15/01 L 60-74 East Lansing, Mich.
1/23/05 L (OT) 71-74 Lahaina, Hawaii
1/11/16 W 65-63 Honolulu, Hawaii

Midwestern (2-0)
12/1/75 W 119-80 Tucson, Ariz.
12/4/79 W (2OT) 93-85 Tucson, Ariz.

Minnesota (0-4)
12/31/51 L 61-73 Milwaukee, Wis.
12/29/81 L 62-91 Minneapolis, Minn.
12/17/84 L 79-88 Tucson, Ariz.
1/24/94 L 70-72 Anchorage, Alaska

Mississippi (1-1)
1/2/53 L 70-75 Memphis, Tenn.
3/23/01 W 66-56 San Antonio, Texas

Mississippi State (2-2)
12/29/70 W 77-75 Greenville, S.C.
12/30/00 L 74-75 Tucson, Ariz.
12/5/04 W 68-64 Anaheim, Calif.
1/18/11 L 57-67 New York, N.Y.

Mississippi Valley State (1-0)
1/24/08 W 86-52 Athens, Ga.

Missouri (4-1)
12/29/84 L 73-76 Pearl Harbor, Hawaii
3/26/94 W 92-72 Los Angeles, Calif.
1/24/14 W 72-53 Lahaina, Hawaii
12/13/15 W 88-52 Tucson, Ariz.
12/10/16 W 79-60 Columbia, Mo.

Montana (1-0)
12/5/95 W 84-66 Tucson, Ariz.

Montana State (1-1)
12/30/39 L 32-39 Oklahoma City, Okla.
12/28/81 W 64-59 Minneapolis, Minn.

Morehead State (1-0)
12/27/46 W 64-63 Louisville, Ky.

Morgan State (1-0)
1/20/97 W 115-53 Tucson, Ariz.

Mount St. Mary's (1-0)
1/14/14 W 78-55 Tucson, Ariz.

Murray State (1-1)
1/2/56 L 73-93 Murray, Ky.
12/17/56 W 81-70 Tucson, Ariz.

Nebraska (2-2)
12/21/60 L 55-79 Lincoln, Neb.
12/23/68 W 68-63 Tucson, Ariz.
12/20/69 L 69-79 Lincoln, Neb.
12/18/99 W 80-59 Las Vegas, Nev.

New Mexico (84-42)
2/11/17 L 19-28 Albuquerque, N.M.
2/4/20 W 40-21 Tucson, Ariz.
2/5/20 W 51-19 Tucson, Ariz.
1922 W 58-22 Tucson, Ariz.
1922 W 25-21 Tucson, Ariz.
2/12/23 W 59-13 Tucson, Ariz.
2/13/23 W 38-5 Tucson, Ariz.
2/29/24 W 34-15 Albuquerque, N.M.
3/1/24 W 37-21 Albuquerque, N.M.
2/27/25 L 30-31 Tucson, Ariz.
2/28/25 W 21-18 Tucson, Ariz.
2/8/26 L 22-34 Albuquerque, N.M.
2/9/26 L 15-40 Albuquerque, N.M.
2/18/27 L 29-34 Tucson, Ariz.
2/19/27 W 27-26 Tucson, Ariz.
2/21/28 W 35-30 Albuquerque, N.M.
2/22/28 W 37-32 Albuquerque, N.M.
2/22/29 W 40-27 Tucson, Ariz.
2/23/29 W 36-29 Tucson, Ariz.
2/21/30 L 28-32 Albuquerque, N.M.
2/22/30 W 28-26 Albuquerque, N.M.
2/20/31 W 31-25 Tucson, Ariz.
2/21/31 W 27-23 Tucson, Ariz.
2/19/32 L 28-30 Albuquerque, N.M.
2/20/32 L 33-40 Albuquerque, N.M.
2/17/33 W 47-25 Tucson, Ariz.
2/18/33 W 38-29 Tucson, Ariz.
2/23/34 W 33-32 Albuquerque, N.M.
2/24/34 W 36-31 Albuquerque, N.M.
2/5/35 W 38-37 Tucson, Ariz.
2/6/35 W 41-38 Tucson, Ariz.
2/26/35 L 15-38 Albuquerque, N.M.
2/27/35 L 28-43 Albuquerque, N.M.
1/31/36 W 28-25 Albuquerque, N.M.
2/1/36 L 23-25 Albuquerque, N.M.
2/27/36 W 41-25 Tucson, Ariz.
2/28/36 L 27-40 Tucson, Ariz.
2/1/37 W 38-32 Tucson, Ariz.
2/2/37 L (OT) 30-32 Tucson, Ariz.
2/25/37 W 37-26 Albuquerque, N.M.
2/26/37 L 32-37 Albuquerque, N.M.
2/14/38 W 45-39 Albuquerque, N.M.

2/15/38	W	43-35	Albuquerque, N.M.
2/25/38	W	60-49	Tucson, Ariz.
2/26/38	W	53-47	Tucson, Ariz.
2/17/39	W	56-40	Tucson, Ariz.
2/18/39	W	63-40	Tucson, Ariz.
3/3/39	W	39-37	Albuquerque, N.M.
3/4/39	W	45-41	Albuquerque, N.M.
2/23/40	W	62-52	Tucson, Ariz.
2/24/40	W	59-42	Tucson, Ariz.
1/31/41	W	47-31	Albuquerque, N.M.
2/1/41	L	23-33	Albuquerque, N.M.
2/15/41	W	62-35	Tucson, Ariz.
1/31/42	L	41-50	Albuquerque, N.M.
2/1/42	L	43-53	Tucson, Ariz.
2/17/43	W	55-40	Albuquerque, N.M.
2/19/43	W	41-37	Albuquerque, N.M.
12/20/45	L	37-42	Albuquerque, N.M.
12/21/45	W	47-38	Albuquerque, N.M.
2/1/46	W	78-53	Tucson, Ariz.
2/2/46	W	75-42	Tucson, Ariz.
1/11/47	W	58-40	Albuquerque, N.M.
2/7/47	W	67-37	Tucson, Ariz.
2/5/48	W	58-46	Tucson, Ariz.
2/12/48	W	62-59	Albuquerque, N.M.
1/12/49	W	57-53	Tucson, Ariz.
3/2/49	W	66-57	Albuquerque, N.M.
12/30/49	W	65-52	El Paso, Texas
2/9/50	W	57-53	Albuquerque, N.M.
2/22/50	W	71-62	Tucson, Ariz.
2/12/51	W	77-54	Albuquerque, N.M.
2/24/51	W	63-58	Tucson, Ariz.
1/1/55	L	65-71	Albuquerque, N.M.
12/13/56	W	74-55	Tucson, Ariz.
3/2/59	W	80-77	Albuquerque, N.M.
2/10/60	W	64-62	Tucson, Ariz.
12/16/60	L	73-79	Albuquerque, N.M.
12/23/61	W	85-63	Tucson, Ariz.
1/18/63	L	48-59	Albuquerque, N.M.
2/22/63	W	49-46	Tucson, Ariz.
1/16/64	L	50-59	Albuquerque, N.M.
2/22/64	W	54-46	Tucson, Ariz.
1/9/65	L	42-64	Albuquerque, N.M.
2/20/65	L	66-70	Tucson, Ariz.
2/4/66	W (OT)	83-77	Tucson, Ariz.
3/3/66	L	69-83	Albuquerque, N.M.
2/4/67	L	50-81	Albuquerque, N.M.
2/17/67	W	70-64	Tucson, Ariz.
2/3/68	W	69-68	Tucson, Ariz.
2/22/68	L	74-102	Albuquerque, N.M.
2/8/69	L	74-79	Albuquerque, N.M.
2/20/69	W	77-75	Tucson, Ariz.
1/17/70	W	78-72	Albuquerque, N.M.
2/19/70	W	80-78	Tucson, Ariz.
2/4/71	L	77-81	Albuquerque, N.M.
3/6/71	L	83-93	Tucson, Ariz.
1/29/72	L	55-61	Albuquerque, N.M.
2/24/72	W	53-51	Tucson, Ariz.
1/6/73	W	83-73	Tucson, Ariz.
2/8/73	L	73-93	Albuquerque, N.M.
1/11/74	W	97-89	Tucson, Ariz.
2/16/74	L	72-99	Albuquerque, N.M.
1/17/75	W	67-49	Tucson, Ariz.
2/22/75	W	58-56	Albuquerque, N.M.
1/24/76	W	80-79	Albuquerque, N.M.
2/20/76	W (OT)	67-65	Tucson, Ariz.
1/13/77	W	89-78	Albuquerque, N.M.
2/12/77	W	88-84	Tucson, Ariz.
1/14/78	L	81-93	Tucson, Ariz.
2/9/78	L	85-103	Albuquerque, N.M.
12/22/78	W	107-88	Tucson, Ariz.
2/26/79	L	98-129	Albuquerque, N.M.
12/19/81	W	67-63	Tucson, Ariz.
12/4/82	L	73-101	Albuquerque, N.M.
12/20/84	L	58-59	Albuquerque, N.M.
12/14/85	W	70-55	Tucson, Ariz.
1/2/88	L	59-61	Albuquerque, N.M.
1/30/88	W	80-67	Tucson, Ariz.
12/14/91	W	66-54	Albuquerque, N.M.
12/8/92	W	89-70	Tucson, Ariz.
1/30/96	L	77-84	Albuquerque, N.M.
1/18/98	W	89-70	Tucson, Ariz.
1/16/99	L	78-79	Albuquerque, N.M.
12/21/99	L	68-70	Tucson, Ariz.
12/20/16	W	77-46	Tucson, Ariz.

New Mexico State (60-38)			1/5/63 W (OT) 63-59 Las Cruces, N.M.			2/6/37 W 35-33 Flagstaff, Ariz.		
2/2/17 W	34-25	Las Cruces, N.M.	2/2/63 W	63-40	Tucson, Ariz.	1/17/38 W	47-42	Tucson, Ariz.
2/14/19 W	42-25	Tucson, Ariz.	1/11/64 W	72-40	Tucson, Ariz.	1/18/38 W	45-33	Tucson, Ariz.
2/15/19 W	44-23	Tucson, Ariz.	2/11/67 L	61-66	Tucson, Ariz.	1/30/39 L	35-40	Tucson, Ariz.
2/27/19 L	14-38	Las Cruces, N.M.	2/9/68 L	75-93	Las Cruces, N.M.	1/31/39 L	35-48	Tucson, Ariz.
2/28/19 L	17-34	Las Cruces, N.M.	12/11/68 L	72-78	Tucson, Ariz.	2/2/40 L	36-40	Flagstaff, Ariz.
2/6/20 W	28-17	Las Cruces, N.M.	1/2/70 L	76-95	Las Cruces, N.M.	2/3/40 W	40-32	Flagstaff, Ariz.
2/7/20 L	19-43	Las Cruces, N.M.	12/9/70 L	74-76	Las Cruces, N.M.	2/12/40 W	39-38	Tucson, Ariz.
3/6/20 W	37-25	Tucson, Ariz.	12/13/71 L	73-89	Las Cruces, N.M.	2/13/40 W	55-35	Tucson, Ariz.
3/7/20 W	26-14	Tucson, Ariz.	12/19/99 W	84-60	Tucson, Ariz.	12/16/40 W	38-29	Tucson, Ariz.
1922 W	36-6	El Paso, Texas	1/1/99/06 W	102-87	Tucson, Ariz.	3/3/41 W	55-46	Flagstaff, Ariz.
1922 W	35-14	Tucson, Ariz.	1/18/10 W	83-57	Tucson, Ariz.	3/4/41 L	47-48	Flagstaff, Ariz.
2/2/23 W	46-14	Tucson, Ariz.	1/29/11 W	83-76	Las Cruces, N.M.	1/26/42 L	36-44	Tempe, Ariz.
2/3/23 W	39-22	Tucson, Ariz.	12/11/13 W	74-48	Tucson, Ariz.	3/2/42 W	44-31	Tucson, Ariz.
2/25/24 W	35-26	Las Cruces, N.M.	New Mexico Tech (10-0)			1/25/43 W	55-23	Flagstaff, Ariz.
2/26/24 W	39-14	Las Cruces, N.M.	2/3/20 W	36-12	Tucson, Ariz.	1/26/43 W	67-49	Flagstaff, Ariz.
2/11/26 W	39-19	Las Cruces, N.M.	1921 W	75-11	Socorro, N.M.	2/1/43 W	71-42	Tucson, Ariz.
2/12/26 L	18-22	Las Cruces, N.M.	1921 W	74-13	Socorro, N.M.	2/2/43 W	84-27	Tucson, Ariz.
2/11/27 W	28-23	Tucson, Ariz.	2/27/24 W	64-15	Socorro, N.M.	1/13/45 W	44-38	Tucson, Ariz.
2/12/27 W	37-15	Tucson, Ariz.	2/28/24 W	77-17	Socorro, N.M.	2/9/45 L	37-53	Flagstaff, Ariz.
2/24/28 W	58-29	Las Cruces, N.M.	2/10/26 W	37-24	Socorro, N.M.	2/10/45 L	36-47	Flagstaff, Ariz.
2/25/28 W	41-31	Las Cruces, N.M.	2/23/28 W	49-16	Socorro, N.M.	1/28/46 L (OT)	53-54	Flagstaff, Ariz.
1/25/29 W	63-13	Tucson, Ariz.	1/26/35 W	30-13	Socorro, N.M.	1/29/46 W	38-35	Flagstaff, Ariz.
1/26/29 W	56-18	Tucson, Ariz.	12/29/41 W	43-38	Tucson, Ariz.	2/11/46 W	46-38	Tucson, Ariz.
2/24/30 L	42-46	Las Cruces, N.M.	12/30/41 W	51-30	Tucson, Ariz.	2/12/46 W	51-36	Tucson, Ariz.
2/25/30 W	23-15	Las Cruces, N.M.	New Orleans (3-0)			1/17/47 W	50-27	Tucson, Ariz.
2/6/31 W	39-33	Tucson, Ariz.	1/2/92 W	82-64	Tucson, Ariz.	1/27/47 W	52-37	Flagstaff, Ariz.
2/7/31 L	37-40	Tucson, Ariz.	1/23/93 W	72-69	New Orleans, La.	1/26/48 L	36-38	Flagstaff, Ariz.
2/22/32 W	50-46	Las Cruces, N.M.	12/14/93 W	80-62	Tucson, Ariz.	1/31/48 W	72-39	Flagstaff, Ariz.
2/23/32 W	38-29	Las Cruces, N.M.	New York University (0-1)			1/22/49 W	60-39	Flagstaff, Ariz.
1/27/33 W	49-26	Tucson, Ariz.	12/27/51 L	76-103	New York, N.Y.	2/25/49 W	55-38	Tucson, Ariz.
1/28/33 L (OT)	36-38	Tucson, Ariz.	Niagara (0-1)			1/7/50 W	69-44	Flagstaff, Ariz.
2/26/34 L	43-45	Las Cruces, N.M.	1/2/54 L	46-79	Niagara, N.Y.	2/18/50 W	64-58	Tucson, Ariz.
2/27/34 W	84-46	Las Cruces, N.M.	Nicholls State (1-0)			1/6/51 W	83-44	Tucson, Ariz.
1/28/36 L	29-37	Las Cruces, N.M.	3/12/98 W	99-60	Sacramento, Calif.	1/20/51 W	69-39	Flagstaff, Ariz.
1/29/36 W	46-45	Las Cruces, N.M.	North Carolina (3-4)			1/12/52 W	70-57	Tucson, Ariz.
2/12/37 L	45-47	Tucson, Ariz.	12/28/48 L	49-60	Lafayette, La.	1/28/52 W	57-55	Flagstaff, Ariz.
2/13/37 W	51-45	Tucson, Ariz.	3/27/88 W	70-52	Seattle, Wash.	1/26/53 W	90-70	Flagstaff, Ariz.
2/11/38 L	44-46	Las Cruces, N.M.	12/2/88 L	72-79	Charlotte, N.C.	2/10/53 W	69-54	Tucson, Ariz.
2/12/38 L	39-61	Las Cruces, N.M.	1/22/96 W	83-72	Springfield, Mass.	12/4/53 W	70-60	Tucson, Ariz.
2/13/39 L	49-61	Las Cruces, N.M.	3/29/97 W	66-58	Indianapolis, Ind.	12/2/54 W	68-58	Tucson, Ariz.
2/14/39 L	42-45	Las Cruces, N.M.	1/28/06 L	69-86	Chapel Hill, N.C.	1/24/55 L	72-79	Flagstaff, Ariz.
1/4/40 L	41-70	Las Cruces, N.M.	1/27/07 L	64-92	Tucson, Ariz.	12/3/55 W	96-67	Tucson, Ariz.
1/5/40 W	52-49	Las Cruces, N.M.	North Carolina State (2-0)			1/30/56 W	77-74	Flagstaff, Ariz.
2/9/40 L	42-56	Tucson, Ariz.	12/23/09 W	76-74	Tucson, Ariz.	12/1/56 W	79-57	Tucson, Ariz.
2/10/40 W	56-45	Tucson, Ariz.	12/19/10 W	72-62	Raleigh, N.C.	1/28/57 W (OT)	103-93	Flagstaff, Ariz.
1/17/41 L	58-61	Tucson, Ariz.	North Dakota (1-0)			12/2/57 W	64-59	Tucson, Ariz.
1/18/41 W	46-37	Tucson, Ariz.	3/16/17 W	100-82	Salt Lake City, Utah	1/27/58 L	70-85	Flagstaff, Ariz.
1/30/41 W	45-33	Las Cruces, N.M.	North Texas (0-2)			12/6/58 L	66-72	Tucson, Ariz.
2/3/42 W	56-48	Las Cruces, N.M.	12/23/67 L	62-65	Tucson, Ariz.	1/26/59 L	69-97	Flagstaff, Ariz.
2/13/42 W	53-25	Tucson, Ariz.	12/18/69 L	83-98	Denton, Texas	12/5/59 W	76-62	Tucson, Ariz.
1/5/46 W	64-27	Tucson, Ariz.	Northern Arizona (97-27)			1/27/60 L	69-77	Flagstaff, Ariz.
2/22/46 W	82-33	Las Cruces, N.M.	2/10/19 L	32-37	Tucson, Ariz.	12/6/60 W	78-59	Tucson, Ariz.
1/10/47 W	86-37	Las Cruces, N.M.	2/11/19 W	57-28	Tucson, Ariz.	1/25/61 W	67-49	Flagstaff, Ariz.
2/8/47 W	80-66	Tucson, Ariz.	2/10/28 W	28-25	Tucson, Ariz.	12/5/61 W	70-52	Tucson, Ariz.
2/4/48 W	65-53	Tucson, Ariz.	2/11/28 L	30-40	Tucson, Ariz.	2/17/62 W	68-59	Flagstaff, Ariz.
2/13/48 L	56-58	Las Cruces, N.M.	2/15/29 L	26-30	Flagstaff, Ariz.	12/8/62 W	62-60	Tucson, Ariz.
1/15/49 W	71-36	Tucson, Ariz.	2/16/29 L	18-20	Flagstaff, Ariz.	1/30/63 W	71-63	Flagstaff, Ariz.
3/1/49 W	57-50	Las Cruces, N.M.	1/18/30 W	29-16	Flagstaff, Ariz.	12/14/63 W	96-57	Tucson, Ariz.
1/14/50 W	71-54	Tucson, Ariz.	1/18/30 W	26-18	Flagstaff, Ariz.	1/30/64 W	83-71	Flagstaff, Ariz.
2/10/50 W	67-58	Las Cruces, N.M.	2/14/30 W	37-17	Tucson, Ariz.	1/11/65 W	81-50	Tucson, Ariz.
2/13/51 L	66-67	Las Cruces, N.M.	2/15/30 W	46-24	Tucson, Ariz.	1/27/65 W	89-63	Flagstaff, Ariz.
2/19/51 W	75-46	Tucson, Ariz.	2/13/31 W	29-25	Flagstaff, Ariz.	12/11/65 W	74-69	Flagstaff, Ariz.
2/1/52 L	50-59	Las Cruces, N.M.	2/14/31 L	24-27	Flagstaff, Ariz.	12/11/65 W	68-58	Tucson, Ariz.
2/25/52 L	55-65	Tucson, Ariz.	2/12/32 W	49-28	Tucson, Ariz.	12/15/66 L	67-82	Tucson, Ariz.
1/10/53 W	51-46	Las Cruces, N.M.	2/13/32 W	37-31	Tucson, Ariz.	1/30/67 L	75-82	Flagstaff, Ariz.
1/17/53 W	52-50	Tucson, Ariz.	2/11/33 L	35-38	Flagstaff, Ariz.	12/7/67 W	82-74	Tucson, Ariz.
1/12/54 W	67-65	Las Cruces, N.M.	2/12/33 L	28-31	Flagstaff, Ariz.	1/30/68 W	75-68	Tucson, Ariz.
2/6/54 W	71-63	Tucson, Ariz.	2/16/34 W	34-28	Tucson, Ariz.	12/3/68 W	86-69	Tucson, Ariz.
2/12/55 W	60-49	Tucson, Ariz.	2/17/34 W	39-27	Tucson, Ariz.	12/14/68 L	73-76	Flagstaff, Ariz.
2/24/55 L	62-83	Las Cruces, N.M.	2/15/35 L	42-52	Flagstaff, Ariz.	1/24/70 W	94-76	Tucson, Ariz.
1/6/56 L	35-68	Las Cruces, N.M.	2/16/35 L	47-48	Flagstaff, Ariz.	12/22/70 W	85-70	Flagstaff, Ariz.
2/11/56 W	75-71	Tucson, Ariz.	2/24/36 W	44-41	Tucson, Ariz.	1/22/72 W	70-65	Tucson, Ariz.
1/11/57 L	73-77	Las Cruces, N.M.	2/25/36 W	48-38	Tucson, Ariz.	1/20/73 W	82-72	Flagstaff, Ariz.
2/25/57 W	69-47	Tucson, Ariz.	2/5/37 L	17-42	Flagstaff, Ariz.	1/15/74 W	80-62	Tucson, Ariz.
1/6/57 L	51-71	Las Cruces, N.M.				1/6/75 W	78-77	Tucson, Ariz.
2/1/58 W	68-66	Tucson, Ariz.				12/6/75 W	98-81	Tucson, Ariz.
2/2/59 L	58-66	Tucson, Ariz.				12/5/77 W	76-65	Tucson, Ariz.
2/21/59 L	61-80	Las Cruces, N.M.				12/30/78 W	67-63	Tucson, Ariz.
1/9/60 L	53-70	Tucson, Ariz.				12/20/82 W	66-53	Tucson, Ariz.
2/29/60 L	46-76	Las Cruces, N.M.				1/25/83 W	72-65	Tucson, Ariz.
1/9/61 L	64-89	Tucson, Ariz.				12/8/84 W	82-61	Flagstaff, Ariz.
2/20/61 L	68-73	Las Cruces, N.M.				12/7/85 W	66-57	Tucson, Ariz.
1/11/62 L	55-68	Las Cruces, N.M.				12/8/86 W	76-69	Flagstaff, Ariz.
2/3/62 W	68-67	Tucson, Ariz.				12/8/87 W	77-59	Tucson, Ariz.

2/19/87	W	84-58	Tucson, Ariz.
12/22/87	W	89-55	Pullman, Wash.
3/3/88	W	79-41	Tucson, Ariz.
12/18/88	W	76-59	Tucson, Ariz.
3/2/89	W	74-48	Pullman, Wash.
3/10/89	W	62-54	Inglewood, Calif.
1/6/90	W	81-61	Tucson, Ariz.
2/1/90	W	86-62	Pullman, Wash.
1/5/91	W	84-71	Pullman, Wash.
1/31/91	W	84-71	Tucson, Ariz.
1/18/92	W	78-65	Pullman, Wash.
2/13/92	W	94-72	Tucson, Ariz.
1/16/93	W	87-63	Tucson, Ariz.
2/11/93	W	70-64	Pullman, Wash.
2/3/94	W	80-68	Pullman, Wash.
3/5/94	W	85-69	Tucson, Ariz.
2/2/95	W	84-76	Tucson, Ariz.
3/2/95	W (2OT)	114-111	Pullman, Wash.
2/3/96	W	96-78	Tucson, Ariz.
2/29/96	W	72-62	Pullman, Wash.
1/30/97	W	87-78	Pullman, Wash.
2/27/97	W	100-86	Tucson, Ariz.
1/8/98	W	94-81	Spokane, Wash.
2/7/98	W	83-61	Tucson, Ariz.
1/7/99	W	99-87	Tucson, Ariz.
2/6/99	W	81-79	Pullman, Wash.
1/13/00	W	80-75	Tucson, Ariz.
2/12/00	W	73-50	Pullman, Wash.
1/11/01	W	84-51	Spokane, Wash.
2/10/01	W	86-51	Tucson, Ariz.
1/10/02	W	92-85	Pullman, Wash.
2/9/02	W	85-68	Tucson, Ariz.
1/9/03	W	82-69	Tucson, Ariz.
2/8/03	W	75-62	Pullman, Wash.
1/31/04	W	61-57	Pullman, Wash.
2/28/04	W	72-60	Tucson, Ariz.
1/29/05	L	63-70	Tucson, Ariz.
2/24/05	W (OT)	57-56	Pullman, Wash.
12/29/05	W	70-52	Pullman, Wash.
3/2/06	W	66-61	Tucson, Ariz.
1/6/07	L (OT)	73-77	Pullman, Wash.
2/1/07	L	66-72	Tucson, Ariz.
1/24/08	W	76-64	Tucson, Ariz.
2/23/08	W	65-55	Pullman, Ariz.
1/31/09	W	66-56	Tucson, Ariz.
2/26/09	L	53-69	Pullman, Ariz.
1/8/10	L	76-78	Tucson, Ariz.
2/6/10	L	60-78	Pullman, Wash.
1/22/11	W	65-63	Pullman, Wash.
2/17/11	W	79-70	Tucson, Ariz.
1/26/12	W	85-61	Tucson, Ariz.
2/16/12	W	76-72	Pullman, Wash.
2/2/13	W	79-65	Pullman, Wash.
2/23/13	W	73-56	Tucson, Ariz.
1/2/14	W	60-25	Tucson, Ariz.
2/15/15	W	86-59	Pullman, Wash.
1/16/16	W	90-66	Tucson, Ariz.
2/3/16	W	79-64	Pullman, Wash.
1/29/17	W	79-62	Tucson, Ariz.
2/16/17	W	78-59	Pullman, Wash.

Wayne State (1-0)

12/31/46	W	59-46	Detroit, Mich.
----------	---	-------	----------------

Weber State (4-0)

12/12/66	W	62-57	Tucson, Ariz.
12/4/67	W	73-67	Tucson, Ariz.
12/29/08	W	71-65	Tucson, Ariz.
3/21/14	W	68-59	San Diego, Calif.

West Texas State (20-16)

12/29/39	L	43-52	Oklahoma City, Okla.
12/17/41	L	52-71	Tucson, Ariz.
2/20/42	L	59-66	Canyon, Texas
2/20/43	W	47-39	Albuquerque, N.M.
3/2/46	W	44-37	Albuquerque, N.M.
12/12/46	W	54-43	Tucson, Ariz.
2/22/47	L	57-62	Canyon, Texas
1/8/48	W	72-69	Canyon, Texas
1/15/48	W	67-51	Tucson, Ariz.
2/3/49	W	61-59	Tucson, Ariz.
2/10/49	L	46-52	Canyon, Texas
1/20/50	W	67-59	Tucson, Ariz.
3/1/50	L	42-61	Canyon, Texas
1/11/51	W	59-53	Canyon, Texas

2/2/51	W	74-48	Tucson, Ariz.
2/7/52	L	57-59	Tucson, Ariz.
2/14/52	L	73-79	Canyon, Texas
2/18/53	W	61-51	Canyon, Texas
3/2/53	W	65-51	Tucson, Ariz.
2/12/54	W	61-52	Tucson, Ariz.
2/20/54	L	69-79	Canyon, Texas
1/15/55	W	73-72	Tucson, Ariz.
2/4/55	L	66-82	Canyon, Texas
1/13/56	W	69-64	Tucson, Ariz.
2/6/56	W	78-76	Canyon, Texas
2/8/57	W	77-67	Tucson, Ariz.
2/26/57	L	67-71	Canyon, Texas
1/25/58	L	62-72	Tucson, Ariz.
2/8/58	L	49-80	Canyon, Texas
1/10/59	L	76-90	Canyon, Texas
2/16/59	L	78-84	Tucson, Ariz.
2/11/60	L	63-81	Canyon, Texas
2/8/60	W	77-62	Tucson, Ariz.
1/26/61	W	81-77	Canyon, Texas
2/11/61	W	66-63	Tucson, Ariz.
1/6/62	W	76-68	Tucson, Ariz.
2/12/62	L	72-87	Canyon, Texas

West Virginia (3-2)

12/20/48	L	58-61	Morgantown, W.Va.
12/30/50	W	68-67	Morgantown, W.Va.
12/30/58	W	77-60	Honolulu, Hawaii
12/30/92	W	75-74	Tucson, Ariz.
3/20/08	L	65-75	Washington, D.C.

Western Illinois (1-0)

11/26/90	W	90-51	Tucson, Ariz.
----------	---	-------	---------------

Western Kentucky (2-0)

11/23/02	W	107-68	Tucson, Ariz.
12/21/05	W (OT)	86-81	Tucson, Ariz.

Western New Mexico (3-3)

12/12/40	L	30-33	Tucson, Ariz.
12/12/41	L	24-46	Silver City, N.M.
12/13/41	W	39-37	Silver City, N.M.
12/2/58	W	71-61	Tucson, Ariz.
12/2/59	W	73-68	Tucson, Ariz.
2/24/62	L	71-74	Silver City, N.M.

Whittier (13-1)

1/30/24	W	47-12	Whittier, Calif.
2/22/24	W	55-24	Tucson, Ariz.
2/23/24	W	31-16	Tucson, Ariz.
1/18/27	W	23-19	Whittier, Calif.
3/4/27	L	20-23	Tucson, Ariz.
3/5/27	W	31-18	Tucson, Ariz.
1/3/33	W	37-28	Whittier, Calif.
12/14/34	W	47-29	Tucson, Ariz.
12/15/34	W	29-24	Tucson, Ariz.
1/3/36	W	29-21	Whittier, Calif.
1/4/36	W	28-19	Whittier, Calif.
12/17/36	W	44-34	Tucson, Ariz.
12/18/36	W	35-27	Tucson, Ariz.
12/11/50	W	79-59	Tucson, Ariz.

Wichita State (1-2)

12/18/51	W	73-61	Tucson, Ariz.
12/29/54	L	64-87	Wichita, Kan.
3/17/16	L	55-65	Providence, R.I.

Wisconsin (2-5)

12/3/62	W	51-46	Madison, Wis.
12/30/66	L	77-104	Los Angeles, Calif.
3/18/00	L	59-66	Salt Lake City, Utah
3/17/06	W	94-75	Philadelphia, Pa.
11/23/09	L	61-65	Lahaina, Hawaii
3/29/14	L (OT)	63-64	Anaheim, Calif.
3/28/15	L	78-85	Los Angeles, Calif.

Wright State (1-0)

11/18/04	W	83-66	Tucson, Ariz.
----------	---	-------	---------------

Wyoming (20-15)

1/17/63	L	72-84	Laramie, Wyo.
2/23/63	W	84-63	Tucson, Ariz.
1/18/64	L	69-71	Laramie, Wyo.
2/21/64	W	81-69	Tucson, Ariz.
1/7/65	W (OT)	62-60	Laramie, Wyo.

2/19/65	W	78-77	Tucson, Ariz.
2/5/66	W	76-70	Tucson, Ariz.
3/5/66	L	66-104	Laramie, Wyo.
2/2/67	L	73-75	Laramie, Wyo.
2/18/67	L	59-68	Tucson, Ariz.
2/2/68	L	85-90	Tucson, Ariz.
2/24/68	L	69-79	Laramie, Wyo.
2/6/69	L	72-73	Laramie, Wyo.
2/22/69	L (OT)	67-68	Tucson, Ariz.
1/31/70	W	81-70	Tucson, Ariz.
2/26/70	L	74-93	Laramie, Wyo.
1/9/71	L	65-91	Laramie, Wyo.
2/12/71	W	98-81	Tucson, Ariz.
1/15/72	W	75-66	Tucson, Ariz.
2/18/72	L	55-71	Laramie, Wyo.
2/1/73	W	87-69	Tucson, Ariz.
3/3/73	W	84-82	Laramie, Wyo.
1/3/74	W	93-77	Laramie, Wyo.
2/9/74	W	78-68	Tucson, Ariz.
1/24/75	L	61-65	Laramie, Wyo.
3/1/75	W	92-74	Tucson, Ariz.
1/31/76	W	64-57	Tucson, Ariz.
2/27/76	W	74-66	Laramie, Wyo.
1/28/77	L	68-69	Laramie, Wyo.
2/26/77	W	88-63	Tucson, Ariz.
1/28/78	W	99-75	Tucson, Ariz.
2/24/78	L	73-78	Laramie, Wyo.
12/5/98	W	94-84	Phoenix, Ariz.
3/16/02	W	68-60	Los Angeles, Calif.
11/30/04	W	98-70	Tucson, Ariz.

Xavier (1-1)

3/26/15	W	68-60	Los Angeles, Calif.
3/23/17	L	71-73	San Jose, Calif.

RECORD VS. THE CONFERENCES



Pac-12 (.636)	654-374
Arizona State	150-82
+California	62-31
Colorado	16-12
Oregon	50-29
+Oregon State	61-21
Stanford	63-29
UCLA	43-55
+USC	66-42
Utah	31-29
+Washington	52-28
+Washington State	63-16
America East (1.000)	1-0
Vermont	1-0
American (.575)	23-17
Cincinnati	3-0
Connecticut	0-5
+Houston	6-5
Louisville	2-3
Memphis	4-4
Rutgers	2-0
South Florida	1-0
SMU	3-0
Temple	2-0
Atlantic 10 (.667)	16-8
Dayton	2-1
Duquesne	2-3
Fordham	1-1
LaSalle	1-2
Rhode Island	3-0
Richmond	2-0
St. Bonaventure	1-0
St. Joseph's	2-0
Saint Louis	2-1
Atlantic Coast (.611)	33-21
Boston College	3-0
Clemson	3-0
Duke	5-4
Florida State	1-3
Georgia Tech	0-1
Maryland	3-0
Miami (Fla.)	3-0
North Carolina	3-4
North Carolina State	2-0
Notre Dame	4-1
Pittsburgh	3-2
Syracuse	1-2
Virginia	2-3
Wake Forest	0-1
Atlantic Sun (.600)	3-2
East Tennessee State	2-1
Jacksonville	0-1
Lipscomb	1-0
Big 12 (.492)	59-61
Baylor	5-3
Iowa State	3-3
Kansas	4-8
Kansas State	6-8
+Oklahoma	2-5
Oklahoma State	3-0
TCU	0-2
Texas	9-2
Texas Tech	24-28
+West Virginia	3-2
Big East (.548)	17-14
Butler	3-1
Creighton	1-1
DePaul	0-2
Georgetown	2-1
Marquette	3-1
Providence	3-3
St. John's (N.Y.)	1-0
Seton Hall	1-2
Villanova	2-2
Xavier	1-1

Big Sky (.774)	113-33
Idaho State	4-4
Montana	1-0
Montana State	1-1
North Dakota	1-0
+Northern Arizona	97-27
Northern Colorado	3-1
Portland State	1-0
Weber State	5-0
Big South (1.000)	4-0
Charleston Southern	1-0
Gardner-Webb	1-0
Liberty	1-0
UNC-Asheville	1-0
Big Ten (.514)	37-35
+Illinois	8-6
Iowa	3-5
Michigan	8-2
Michigan State	5-3
Minnesota	0-4
Nebraska	2-2
Northwestern	2-0
Ohio State	1-2
Penn State	1-0
Purdue	5-6
Wisconsin	2-5
Big West (.879)	29-4
Cal Poly SLO	3-0
+Cal State Fullerton	4-1
Cal State Northridge	1-0
Hawaii	2-0
Long Beach State	6-0
UC Davis	1-0
UC Irvine	3-0
UC Riverside	2-0
UC Santa Barbara	7-3
Colonial Athletic Association (1.000)	6-0
College of Charleston	1-0
Delaware	1-0
Drexel	1-0
James Madison	1-0
UNC-Wilmington	1-0
Towson	1-0
Conference USA (.679)	76-36
East Carolina	1-0
Florida Atlantic	1-0
Florida International	1-0
Louisiana Tech	1-0
North Texas	0-2
Old Dominion	1-0
Rice	2-0
Southern Mississippi	3-0
Tulane	2-0
Tulsa	1-2
UAB	1-1
UTEP	61-30
UTSA	1-1
Horizon League (.889)	8-1
Cleveland State	1-0
Detroit (Mercy)	1-1
Oakland	2-0
Valparaiso	3-0
Wright State	1-0
Ivy League (1.000)	7-0
Columbia	1-0
Cornell	1-0
Harvard	3-0
Pennsylvania	1-0
Princeton	1-0
Metro Atlantic Athletic (.333)	2-4
Canisius	1-3
Manhattan	1-0
Niagara	0-1

Mid-American (.556)	5-4
Ball State	1-0
Bowling Green	0-1
Eastern Michigan	2-0
Miami (Ohio)	0-2
Northern Illinois	2-0
Ohio University	0-1
Mid-Eastern Athletic (1.000)	4-0
Bethune-Cookman	1-0
Coppin State	1-0
Delaware State	1-0
Morgan State	1-0
Missouri Valley (.520)	13-12
Bradley	4-7
Drake	1-1
Evansville	3-1
Illinois State	1-0
Loyola (Ill.)	1-0
Southern Illinois	2-1
Wichita State	1-2
Mountain West (.626)	169-101
Air Force	2-4
Boise State	2-0
Colorado State	14-11
+Fresno State	4-3
New Mexico	84-42
+San Diego State	24-7
San Jose State	10-4
+UNLV	8-12
Utah State	1-3
Wyoming	20-15
Northeast (.818)	9-2
Bryant	1-0
Fairleigh Dickinson	1-0
Long Island	1-0
Mount St. Mary's	1-0
Robert Morris	3-0
Sacred Heart	1-0
St. Francis (N.Y.)	0-1
St. Francis (Pa.)	1-1
Ohio Valley (.833)	5-1
Austin Peay	1-0
Belmont	1-0
Eastern Illinois	1-0
Morehead State	1-0
Murray State	1-1
Patriot League (.750)	3-1
Boston	1-0
Bucknell	0-1
Holy Cross	1-0
Loyola (Md.)	1-0
Southeastern (.490)	25-26
Alabama	0-2
Arkansas	2-6
Auburn	0-1
Florida	2-2
Kentucky	3-2
LSU	3-3
Mississippi	1-1
Mississippi State	2-2
Missouri	4-1
Tennessee	1-3
Texas A&M	7-1
Vanderbilt	0-2
Southern (1.000)	2-0
Davidson	1-0
Samford	1-0
Southland (.900)	9-1
Houston Baptist	1-0
Lamar	1-1
New Orleans	3-0
Nicholls State	1-0
Northwestern State	1-0
Oral Roberts	1-0
Sam Houston State	1-0

Southwestern Athletic (1.000)	6-0
Jackson State	2-0
Mississippi Valley State	1-0
Southern	1-0
Texas Southern	2-0
Summit League (.833)	5-1
Denver	3-1
IUPUI	1-0
Western Illinois	1-0
Sun Belt (.727)	6-1
Arkansas-Little Rock	1-0
Louisiana-Lafayette	2-0
South Alabama	1-1
Western Kentucky	2-0
West Coast (.621)	59-36
BYU	20-19
Gonzaga	6-2
Loyola Marymount	8-4
Pacific	4-1
Pepperdine	5-0
Saint Mary's	5-2
San Diego	2-0
San Francisco	1-4
Santa Clara	8-4
Western Athletic (.658)	79-41
Cal State Bakersfield	2-0
Grand Canyon	5-0
Idaho	4-0
New Mexico State	60-38
Seattle	5-2
Texas-Pan American	1-1
+UMKC	1-0
Utah Valley	1-0
NCAA Division II (.634)	45-26
+Adams State	2-0
Alaska-Anchorage	1-0
Cal Poly Pomona	2-0
Cal State Los Angeles	4-5
Chaminade	1-0
Charleston (W.Va.)	1-0
Eastern New Mexico	1-0
Fort Hays State	1-0
Hawaii-Hilo	2-0
Hawaii Pacific	2-0
Midwestern	2-0
Regis	1-1
San Francisco State	1-0
Southeast Oklahoma	0-1
Wayne State	1-0
West Texas State	20-16
Western New Mexico	3-3
NCAA Division III (.701)	54-23
Beloit	1-1
Cal State Hayward	2-0
Centenary (La.)	2-1
DePauw	1-0
Hamline	3-0
Hardin-Simmons	24-14
Illinois Wesleyan	1-1
LaVerne	2-0
New York University	0-1
Occidental	5-1
Pomona	2-0
Southwestern	0-1
Washington University	0-2
Whittier	11-1
Others (.923)	12-1
New Mexico Tech	10-0
Oklahoma City	1-1
U.S. International	1-0

+ Indicates that series results are affected by a vacated game(s) due to NCAA infractions. Records listed reflect on-court results only. For further information on specific games see pages 72-73 and the results for the 1998-99 and 2007-08 seasons.

Points Scored

Game.....46, Ernie McCray, vs. Cal State-Los Angeles, 2/6/1960
Half.....33, Joe Skaisgir, vs. Hardin-Simmons, 1/4/1962 (2nd)
33, Al Fleming, vs. Detroit, 1/10/1976 (2nd)
33, Damon Stoudamire, at Washington St., 3/2/1995 (2nd+2ot)
Season.....848, Khalid Reeves, 1993-94 (35 games)
Career.....2,555, Sean Elliott, 1985-89 (133 games)
Opponent, Game.....50, Bob Beckel, at Air Force, 2/28/1959 (17 FG/16 FT)
Opponent, Half.....28, Ron Sanford, at New Mexico, 2/22/1968

Points Per Game

Season.....24.2, Khalid Reeves, 1993-94, (848 in 35)
Career.....23.9, Coniel Norman, 1972-74, (1194 in 50)

Field Goals

Game.....19, Coniel Norman, at BYU, 1/25/1974, (31 att.)
Half.....13, Damon Stoudamire, at Washington St., 3/2/1995 (2nd+2ot)
Season.....276, Khalid Reeves, 1993-94
Career.....896, Sean Elliott, 1986-89
Opponent, Game.....19, Billy Shepard, vs. Butler, 12/5/1970 (32 att.)

Field Goal Attempts

Game.....32, Bill Kemmeries, at Hardin-Simmons, 2/16/1952 (14 made)
Half.....22, Damon Stoudamire, at Wash. St., 3/2/1995 (13 made, 2nd+2ot)
Season.....572, Khalid Reeves, 1993-94 (276 made)
Career.....1,750, Sean Elliott, 1986-89 (896 made)
Opponent, Game.....35, Freeman Williams, Portland St., 1/27/1976 (16 made)

Field Goal Percentage

Game (Min. 10 att.).....1.000, Al Fleming, vs. Midwestern, 12/1/1975 (10-of-10)
933, Brian Williams, at UCLA, 2/10/1991 (14-of-15)
929, Khalid Reeves, vs. Michigan, 12/30/1993 (13-of-14)
Half.....1.000, Michael Dickerson, vs. Washington, 2/5/1998 (11-of-11, 2nd)
Season......667, Al Fleming, 1973-74 (136-of-204)
690, Joseph Blair, 1995-96 (89-of-129/14 games)
Career......605, Pete Williams, 1983-85, (296-of-489)
Opponent, Game.....1.000, Kresimir Cosic, at BYU, 2/26/1971 (12-of-12)

3-Point Field Goals

Game.....9, Gabe York, vs. Stanford, 3/5/2016 (14 att.)
9, Salim Stoudamire, vs. Oregon State, 2/20/2005 (14 att.)
Half.....6, Salim Stoudamire, vs. Oregon State, 2/20/2005 (1st/8 att.)
6, Matt Othick, vs. Temple, 2/23/1992 (2nd)
6, Chris Mills, vs. Delaware State, 12/28/1992 (1st)
Season.....120, Salim Stoudamire, 2004-05
Career.....342, Salim Stoudamire, 2001-05
Opponent, Game.....9, Jimmer Fredette, vs. BYU, 12/28/2009 (13 att.)

3-Point Field Goal Attempts

Game.....16, Gabe York, vs. Oregon (OT), 3/11/2016, (7 made)
16, Jason Gardner, vs. Kansas, 12/1/2001 (8 made)
Half.....9, Craig McMillan, at Washington, 1/17/1987 (5 made/1st)
Season.....276, Jason Gardner, 2001-02 (106 made)
Career.....875, Jason Gardner, 1999-2003 (318 made)
Opponent, Game..19, Jared Brownridge, vs. Santa Clara (OT), 11/26/2015 (7 made)
19, Kelvin Lewis, vs. Houston, 1/24/2009 (5 made)

3-Point Field Goal Percentage

Game (Min. 5 att.)
1.000, Jawann McClellan, vs. New Mexico State, 11/19/2006 (7-of-7)
1.000, Gilbert Arenas, at Washington State, 1/11/2001 (6-of-6)
1.000 Steve Kerr, at Oregon State, 1/14/1988 (5-of-5)
1.000, Matt Muehlebach, vs. UCLA, 1/12/1991 (5-of-5)
1.000, Gilbert Arenas, at USC, 2/17/2001, (5-of-5)
Game (Min. 10 att.)
700, Michael Dickerson, vs. North Carolina, 11/22/1996 (7-of-10)
700, Kyle Fogg, vs. UCLA, 3/4/2010 (7-of-10)
Half.....1.000, Salim Stoudamire, vs. Manhattan, 12/21/2004 (5-of-5)
1.000, Salim Stoudamire, at Oregon, 2/19/2004 (5-of-5)
1.000, Jawann McClellan, vs. New Mexico St., 11/19/2006 (5-of-5)
Season......573, Steve Kerr, 1987-88 (114-of-199)
Career......573, Steve Kerr, 1988 (114-of-199)
Opponent, Game.....1.000, Dion Cross, Stanford, 3/7/1996 (7-of-7)

Free Throws

Game.....18, Jerryd Bayless, at Houston, 1/12/2008 (20 att.)
Half.....14, Miles Simon, at Washington St. (Spokane), 1/8/1998 (14 att.)
Season.....247, Derrick Williams, 2010-11 (331 att.)
Career.....623, Sean Elliott, 1986-89 (786 att.)
Consecutive.....39, Salim Stoudamire, 11/17/2001-1/23/2002

Free Throws

Game.....18, Jerryd Bayless, at Houston, 1/12/2008 (20 att.)
Half.....14, Miles Simon, at Washington St. (Spokane), 1/8/1998 (14 att.)
Season.....247, Derrick Williams, 2010-11 (331 att.)
Career.....623, Sean Elliott, 1986-89 (786 att.)
Consecutive.....39, Salim Stoudamire, 11/17/2001-1/23/2002

Opponent, Game.....16, Bob Jarrett, at New Mexico State, 1/11/1957 (16 att.)
16, Bob Beckel, at Air Force, 2/28/1959 (18 att.)
16, Kent Carso, vs. South Alabama, 12/20/1971 (19 att.)

Free Throw Attempts

Game.....22, Derrick Williams, vs. California, 1/6/2011 (16 made)
Half.....16, Bill Kemmeries, vs. San Diego Marines, 12/5/1952 (8 made/2nd)
Season.....331, Derrick Williams, 2010-11 (247 made)
Career.....786, Sean Elliott, 1986-89 (623 made)
Opponent, Game.....21, Don Meineke, vs. Dayton (N.I.T.), 3/13/1951 (15 made)

Free Throw Percentage

Game (Min. 12 att.)
1.000, Allonzo Trier, vs. Stanford, 2/8/2017 (12-of-12)
1.000, Allonzo Trier, vs. Bradley, 11/16/2015 (14-of-14)
1.000, Jerryd Bayless, vs. Stanford, 2/16/2008 (16-of-16)
1.000, Nic Wise, vs. Washington, 1/29/2009 (14-of-14)
1.000, Warren Ridge, at Utah, 2/11/1956 (12-of-12)
1.000, Dylan Rigdon, at USC, 1/22/1994 (12-of-12)
1.000, Jason Terry, vs. Washington, 1/9/1999 (12-of-12)
1.000, Jason Gardner, vs. Arizona State, 3/7/2002 (12-of-12)
1.000, Nic Wise, vs. UNLV, 12/2/2009 (12-of-12)
1.000, Nic Wise, vs. Lipscomb, 12/21/2009 (12-of-12)
1.000, Kyle Fogg, at Oregon, 1/16/2010 (12-of-12)
1.000, Derrick Williams, vs. Wash. State, 2/17/2011 (12-of-12)
1.000, Kaleb Tarczewski vs. California, 2/1/2014 (12-of-12)

Season (Min. 2.0 made per game)

.....910, Salim Stoudamire, 2004-05 (122-of-134)

Career (Min. 2.0 made per game)

.....870, Salim Stoudamire, 2001-05 (388-of-446)

Opponent, Game

.....1.000, Bob Jarrett, at New Mexico State, 1/11/1957 (16-of-16)

Rebounds

Game.....26, Bill Reeves, vs. UC-Santa Barbara, 2/1/1956
26, Joe Skaisgir, vs. Cal State-Los Angeles, 1/31/1962
Half.....15, Kenny Davis, vs. Texas-El Paso, 2/11/1977 (2nd)
Season.....375, Jordan Hill, 2008-09 (34 games)
Season Per Game.....13.2, Bill Reeves, 1955-56 (343 in 26 games)
Career.....1,190, Al Fleming, 1972-76
Career Per Game.....11.2, Joe Skaisgir, 1960-62 (582 in 52 games)
Opponent, Game.....26, Tony Cerkenik, vs. Arizona State, 3/4/1963

Personal Fouls

Season.....119, Rick Anderson, 2001-02 (34 games)
Season Per Game.....4.3, Bill Reeves, 1956-57 (111 in 26 games)
Season Disqualifications.....13, Bill Reeves, 1957-57
Career.....357, Reggie Geary, 1992-96 (127 games)
Career Per Game.....3.9, Bill Reeves, 1954-57 (298 in 77 games)
Career Disqualifications.....34, Junior Crum, 1942-44,46-47 (101 games)

Assists

Game.....19, Russell Brown, vs. Grand Canyon, 12/8/1979
Half.....11, Russell Brown, vs. New Mexico, 12/22/1978 (2nd)
11, Russell Brown, at California, 1/6/1979 (1st)
Season.....247, Russell Brown, 1978-79 (27 games)
Season Per Game.....9.1, Russell Brown, 1978-79 (247 in 27 games)
Career.....810, Russell Brown, 1977-81 (107 games)
Career Per Game.....7.6, Russell Brown, 1977-81 (810 in 107 games)
Opponent, Game.....20, Danny Tarkanian, at UNLV, 12/6/1982

Steals

Game.....9, Bennett Davison, vs. Stanford, 2/28/1998
Season.....85, Jason Terry, 1996-97
Season Per Game.....2.8, Jason Terry, 1998-99
Career.....245, Jason Terry, 1996-99
Career Per Game.....1.9, Gilbert Arenas, 1999-2001 (136 in 70 games)

Blocked Shots

Game.....14, Loren Woods, vs. Oregon, 2/3/2000
Season.....102, Loren Woods, 1999-2000
Season Per Game.....3.9, Loren Woods, 1999-2000
Career.....278, Anthony Cook, 1986-89
Career Per Game.....3.4, Loren Woods, 1999-2001 (186 in 55 games)

Minutes Played

Game.....55, Gabe York, at USC, 1/9/2016 (4 ot)
Season.....1,317, Chase Budinger, 2008-09
Season Per Game.....38.1, Jason Gardner, 2001-02 (1298 in 34 games)
Career.....4,825, Jason Gardner, 1999-2003
Career Per Game.....35.5, Jason Gardner, 1999-2003 (4825 in 136 games)

Points Scored (FG/3FG/FT)

46	Ernie McCray vs. Cal State-LA, 2/6/60 (16/-/14)
45	Damon Stoudamire at Stanford, 1/14/95 (14/7/10)
44	Joe Skaisgir vs. Hardin-Simmons, 1/4/62 (17/-/19)
	Coniel Norman at Brigham Young, 1/24/74 (19/-/6)
41	Al Fleming vs. Detroit, 1/10/76 (14/-/13)
40	Khalid Reeves vs. Michigan, 12/30/93 (13/3/11)
	Damon Stoudamire at Washington St., 3/2/95 (15/4/6)
39	Al Fleming at San Diego State, 12/11/74 (16/-/7)
	Bob Elliott vs. Utah, 2/15/75 (16/-/7)
	Jerryd Bayless vs. Arizona State, 2/10/08 (12/6/9)
38	Eli Lazovich vs. Arizona State, 3/2/55 (12/-/14)
	Warren Rustand vs. Brigham Young, 1/15/65 (16/-/6)
	Bill Warner at New Mexico, 1/17/70 (16/-/6)
	Coniel Norman vs. Brigham Young, 2/24/73 (16/-/6)
	Bob Elliott vs. California (n), 12/27/74 (15/-/8)
	Bob Elliott vs. Arizona State, 2/2/74 (12/-/14)
	Larry Demic at UCLA, 2/17/79 (14/-/10)
	Ron Davis at UCLA, 2/12/81 (14/-/10)
37	Eric Money vs. Cal State-Bakersfield, 11/29/72 (14/-/9)
	Coniel Norman vs. Wyoming, 2/1/73 (17/-/3)
	Eric Money vs. Arizona State, 2/17/73 (13/-/11)
	Larry Demic vs. Southwestern Louisiana, 12/23/78 (17/-/3)
	Jason Terry at Oregon, 2/20/99 (11/5/10)
	Salim Stoudamire at Oregon, 2/19/04 (9/6/13)
	Salim Stoudamire vs. Washington, 3/12/05 (12/7/6)
	Ivan Radenovic at Stanford, 3/3/07 (12/2/11)
36	Phil Taylor vs. UNLV, 1/24/78 (16/-/4)
	Larry Demic vs. Washington, 3/1/79 (17/-/2)
	Sean Elliott vs. Pittsburgh, 12/30/88 (14/5/3)
35	Harold Tovrea vs. New Mexico Tech, 2/28/24 (unknown)
	Ernie McCray vs. Arizona State, 1/23/60 (12/-/11)
	Herman Harris vs. Utah, 1/20/77 (12/-/11)
	Herman Harris vs. Brigham Young, 1/22/77 (16/-/3)
	Joe Nehls vs. Stanford, 1/31/80 (14/-/7)
	Sean Elliott vs. Stanford, 1/9/87 (11/3/10)
	Sean Elliott vs. Stanford, 1/29/89 (9/5/12)

Rebounds

26	Bill Reeves vs. UC-Santa Barbara, 2/1/56
	Joe Skaisgir vs. Cal State-Los Angeles, 1/31/62
25	Bob Elliott vs. Arizona State, 2/2/74
	Kenney Davis vs. Arizona State, 2/5/77
23	Leo Johnson at San Jose State, 1/27/51
	Al Fleming vs. San Diego, 12/12/72
	Al Fleming vs. Old Dominion, 12/22/75
22	Ernie McCray vs. Cal State-LA, 2/26/58
	Jordan Hill vs. UAB, 11/18/08
21	Albert Johnson vs. Idaho State, 12/19/62
	Al Fleming at Columbia (n), 12/28/74

Assists

19	Russell Brown vs. Grand Canyon, 12/8/79
17	Russell Brown at California, 2/2/79
15	Russell Brown at Utah, 1/21/78
	Russell Brown vs. Southwestern Louisiana, 12/23/78
	Russell Brown vs. Midwestern, 12/4/79
14	Matt Othick vs. Northern Arizona, 12/18/91
	Damon Stoudamire vs. Oregon, 2/25/95
13	Eric Money at Brigham Young, 1/24/74
	Gilbert Myles vs. Purdue (n), 3/15/75
	Russell Brown at Wyoming, 2/24/78
	Russell Brown vs. Stanford, 1/4/79
	Russell Brown at Oregon State, 2/9/80
	Russell Brown vs. UCLA, 1/17/81
	Reggie Geary vs. Iowa (NCAA), 3/17/96
	Mike Bibby vs. Morgan State, 11/30/97

Freshman Single-Game Scoring (1972-73 to Present)

39	Jerryd Bayless vs. Arizona State, 2/10/08
38	Coniel Norman vs. Brigham Young, 2/24/73
	Bob Elliott vs. Arizona State, 2/2/74
37	Eric Money vs. Cal State Bakersfield, 11/29/72
	Coniel Norman vs. Wyoming, 2/1/73
	Eric Money vs. Arizona State, 2/17/73
34	Coniel Norman vs. New Mexico, 1/6/73
33	Jerryd Bayless at Houston, 1/12/08
	Jerryd Bayless vs. California, 2/14/08
31	Jerryd Bayless vs. Stanford, 2/16/08

ARIZONA'S TRIPLE-DOUBLES

Since 1987, there have been 25 triple-doubles recorded by Pac-12 Conference members. Arizona leads the league with nine, ahead of California's five. Jason Kidd, Andre Iguodala, Loren Woods and Luke Jackson are the only individuals to register more than one in a career, while Kidd and Iguodala are the only pair to record more than one in a season. Here is the complete list (points-rebounds-assists unless indicated):

Player	Date	Stats	Opponent
Matt Muehlebach*	3/9/1990	10-11-10	USC
Chris Mills	12/18/1991	19-10-10	N. Arizona
Damon Stoudamire	2/25/1995	32-12-14	Oregon
Loren Woods	2/3/2000	16-10-14 (b)	Oregon
Loren Woods	1/13/2001	13-10-10 (b)	Washington
Luke Walton	1/17/2002	27-11-10	USC
Andre Iguodala	12/9/2003	13-13-10	Texas
Andre Iguodala	12/28/2003	13-11-11	Liberty
Andre Iguodala	2/14/2004	14-11-10	UCLA

* Pac-10 Tournament game / (b) indicates blocked shots

By School

Arizona	9
California	5
UCLA	3
Oregon	2
Oregon State	2
Arizona State	1
Stanford	1
Washington State	1
USC	1

Name	Points	Date	Opponent
Ernie McCray	46	02/06/1960	Cal State Los Angeles
Damon Stoudamire	45	01/14/1995	at Stanford
Coniel Norman	44	01/24/1974	at BYU
Joe Skaisgir	44	01/04/1962	Hardin-Simmons
Al Fleming	41	01/10/1976	Detroit
Damon Stoudamire	40	03/02/1995	at Washington State
Khalid Reeves	40	12/30/1993	Michigan
Jerryd Bayless	39	02/10/2008	Arizona State
Bob Elliott	39	02/15/1975	Utah
Al Fleming	39	12/11/1974	at San Diego State
Ron Davis	38	02/12/1981	at UCLA
Larry Demic	38	02/17/1979	at UCLA
Bob Elliott	38	02/02/1974	Arizona State
Bob Elliott	38	12/27/1974	vs. California
Coniel Norman	38	02/24/1973	BYU
Bill Warner	38	01/17/1970	at New Mexico
Warren Rustand	38	01/15/1965	BYU
Eli Lazovich	38	03/02/1955	Arizona State
Ivan Radenovic	37	03/03/2007	at Stanford
Salim Stoudamire	37	03/12/2005	Washington
Salim Stoudamire	37	02/19/2004	at Oregon
Jason Terry	37	02/20/1999	at Oregon
Larry Demic	37	12/23/1978	Southwestern Louisiana
Eric Money	37	02/17/1973	Arizona State
Coniel Norman	37	02/01/1973	Wyoming
Eric Money	37	11/29/1972	CSU Bakersfield
Sean Elliott	36	12/30/1988	Pittsburgh
Larry Demic	36	03/01/1979	Washington
Phil Taylor	36	01/24/1978	UNLV
Khalid Reeves	35	01/28/1994	Oregon State
Sean Elliott	35	02/18/1989	UCLA
Sean Elliott	35	01/05/1989	at Stanford
Sean Elliott	35	01/09/1987	Stanford
Joe Nehls	35	01/30/1980	Stanford
Herman Harris	35	01/22/1977	BYU
Herman Harris	35	01/20/1977	Utah
Ernie McCray	35	01/23/1960	Arizona State
Harold Tovrea	35	02/28/1924	at New Mexico Tech
Marcus Williams	34	01/14/2007	Oregon
Salim Stoudamire	34	02/14/2004	UCLA
Jason Gardner	34	01/06/2002	Oregon State
Jason Gardner	34	12/01/2001	Kansas
Herman Harris	34	02/05/1977	Arizona State
Herman Harris	34	11/26/1976	Arizona State
Al Fleming	34	02/28/1975	Colorado State
Coniel Norman	34	01/06/1973	New Mexico
Bill Warner	34	02/20/1971	Arizona State
Bill Davis	34	03/01/1968	Utah
Jerryd Bayless	33	02/14/2008	California
Jerryd Bayless	33	01/12/2008	at Houston
Jason Gardner	33	02/28/2002	Stanford
Khalid Reeves	33	02/10/1994	at Stanford
Ron Davis	33	03/05/1981	at Oregon State
Bob Elliott	33	01/10/1975	at Utah
Bob Elliott	33	12/10/1975	vs. Idaho State
Gabe York	32	03/05/2016	Stanford
Derrick Williams	32	03/24/2011	vs. Duke
Chase Buderger	32	11/15/2006	NAU
Hassan Adams	32	12/31/2005	at Washington
Salim Stoudamire	32	01/15/2005	UCLA
Salim Stoudamire	32	01/25/2003	at Kansas
Jason Terry	32	02/20/1999	Oregon
Michael Dickerson	32	02/27/1997	Washington State
Michael Dickerson	32	01/11/1997	at Arizona State
Damon Stoudamire	32	02/25/1995	Oregon
Khalid Reeves	32	12/21/1993	vs. Notre Dame
Khalid Reeves	32	03/18/1994	vs. Loyola Maryland
Brian Williams	32	02/10/1991	at UCLA
Sean Elliott	32	12/10/1988	UNLV
Sean Elliott	32	03/12/1988	vs. Stanford
Robbie Dosty	32	01/30/1981	at Stanford
Al Fleming	32	01/30/1976	Colorado State
Coniel Norman	32	03/02/1974	Arizona State
Eric Money	32	02/21/1974	BYU
Coniel Norman	32	01/24/1974	at Utah
Bill Kemmeries	32	02/11/1952	Arizona State
Link Richmond	32	12/27/1946	vs. Morehead State
Ryan Anderson	31	02/03/2016	at Washington State
Derrick Williams	31	01/15/2011	Arizona State
Derrick Williams	31	01/06/2011	California
Jerryd Bayless	31	02/16/2008	Stanford
Salim Stoudamire	31	02/20/2005	Oregon State
Michael Dickerson	31	11/26/1996	NAU
Michael Dickerson	31	11/22/1996	at North Carolina
Khalid Reeves	31	12/23/1993	vs. Kentucky
Khalid Reeves	31	02/25/1993	Oregon State
Sean Rooks	31	11/23/1990	vs. Arkansas
Anthony Cook	31	02/16/1989	USC
Sean Elliott	31	01/29/1989	Stanford
Sean Elliott	31	01/21/1989	Villanova
Sean Elliott	31	12/30/1987	Duke
Sean Elliott	31	04/02/1988	vs. Oklahoma
Pete Williams	31	11/25/1983	NAU
Joe Nehls	31	01/22/1979	USC
Phil Taylor	31	12/09/1977	Houston

TOP SCORING PERFORMANCES



Name	Points	Date	Opponent
Herman Harris	31	03/18/1976	vs. UNLV
Bob Elliott	31	03/01/1975	Wyoming
Coniel Norman	31	01/20/1973	at NAU
Coniel Norman	31	01/18/1973	UC Santa Barbara
Eddie Myers	31	02/27/1971	at Utah
Bill Warner	31	01/30/1971	BYU
Bill Warner	31	03/04/1970	at Arizona State
Joe Skaisgir	31	02/04/1961	at Arizona State
Ed Nymeyer	31	12/27/1955	at Louisville
Vince Cullen	31	02/15/1941	New Mexico
Lauri Markkanen	30	01/12/2017	Arizona State
Nic Wise	30	01/31/2010	California
Nic Wise	30	11/24/2009	vs. Colorado
Jordan Hill	30	01/24/2009	Houston
Chase Budinger	30	01/05/2008	Oregon
Chase Budinger	30	02/10/2007	at Oregon
Channing Frye	30	02/26/2005	Washington
Hassan Adams	30	03/12/2004	vs. Washington
Hassan Adams	30	12/09/2003	vs. Texas
Jason Gardner	30	01/26/2002	UConn
Gilbert Arenas	30	02/15/2001	UCLA
Jason Gardner	30	01/09/1999	Washington
Michael Dickerson	30	03/07/1998	at UCLA
Michael Dickerson	30	02/05/1998	Washington
Miles Simon	30	03/31/1997	vs. Kentucky
Miles Simon	30	03/23/1997	vs. Providence
Miles Simon	30	02/09/1997	Tulane
Michael Dickerson	30	12/09/1996	Texas
Damon Stoudamire	30	01/05/1994	Arizona State
Khalid Reeves	30	12/24/1994	at Oregon State
Khalid Reeves	30	03/20/1994	vs. Virginia
Joe Nehls	30	02/14/1980	USC
Joe Nehls	30	01/12/1980	Oregon
George Hawthorne	30	12/13/1978	Grand Canyon
Phil Taylor	30	01/29/1977	at Colorado State
Bob Elliott	30	01/10/1976	Detroit
Bob Elliott	30	03/15/1975	vs. Purdue
Eric Money	30	02/23/1974	Utah
Bob Elliott	30	12/30/1974	Stanford
Coniel Norman	30	12/13/1973	Idaho
Eric Money	30	01/25/1973	at BYU
Bill Warner	30	01/16/1971	at Arizona State
Bill Davis	30	12/17/1966	at Colorado
Joe Skaisgir	30	02/05/1962	UTEP
Eddie Mitchell	30	12/17/1957	Pacific
Link Richmond	30	02/04/1957	UTEP
Ed Nymeyer	30	12/01/1956	NAU

Most Consecutive 30+ Point Games

Jerryd Bayless (3): 39 vs. Arizona State (02/10/2008), 33 vs. California (02/14/2008), 31 vs. Stanford (02/16/2008)
 Salim Stoudamire (2): 34 vs. UCLA (02/14/2004) & 37 at Oregon (2/19/2004)
 Michael Dickerson (2): 31 at North Carolina (11/22/1996) & 31 vs. NAU (11/26/1996)
 Khalid Reeves (2): 32 vs. Loyola (Md.) (03/18/1994) & 30 vs. Virginia (03/20/1994)
 Sean Elliott (2): 36 vs. Pittsburgh (12/30/1988) & 35 at Stanford (01/05/1989)
 Herman Harris (2): 35 vs. Utah (01/20/1977) & 35 vs. BYU (01/22/1977)
 Coniel Norman (2): 31 vs. UC Santa Barbara (01/18/1973) & 31 at NAU (01/20/1973)

30+ Points by Two Players in Same Game

Al Flemming (41) & Bob Elliott (30) vs. Detroit (01/10/1976)

Most 30+ Point Games in a Season

Khalid Reeves in 1993-94: 7
 Sean Elliott in 1988-89: 6
 Bob Elliott in 1974-75: 6
 Michael Dickerson in 1996-97: 5
 Coniel Norman in 1972-73: 5

Most 30+ Point Games in a Career

Sean Elliott (1985-89): 10
 Khalid Reeves (1990-94): 9
 Bob Elliott (1973-77): 9
 Coniel Norman (1972-74): 9
 Michael Dickerson (1994-98): 7

SINGLE-GAME

Points Scored

UA	133 vs. Duquesne, 11/27/87 (133-78)
Opponent	129, New Mexico, 2/26/79 (98-129)
UA, Half	69 vs. Utah, 2/23/74 (2nd)
Opponent, Half	74, UCLA, 3/10/83 (2nd)
Both Teams	227 at Utah, 1/19/74 (106-121)
.....	227 at New Mexico, 2/26/79 (98-129)
Both Teams, Half	134 vs. Arizona State, 1954-55 (67-67, 2nd+ot)
.....	130 vs. Utah, 2/23/74 (69-61, 2nd)
.....	130 at California, 2/5/11 (63-67, 2nd+3ot)

Combined Score

227.....	at Utah 121, Arizona 106, 1/19/74
227.....	at New Mexico 129, Arizona 98, 1/26/79
226.....	Arizona 127, Arizona State 99, 1/15/98
225.....	Arizona 114, at Wash. St. 111 (2ot), 3/2/95
223.....	Arizona 114, UNLV 109 (ot), 3/18/1976 (NCAA)
220.....	at Illinois 113, Arizona 107, 11/28/77
215.....	Arizona State 110, Arizona 105, 2/17/73
214.....	Arizona 122, Utah 92, 2/23/74
214.....	Arizona 119, Michigan 95, 12/30/93

Victory Margin

Home	64 vs. Robert Morris, 12/28/96 (118-54)
Road	64 at New Mexico Tech, 1920-21 (75-11)

Defeat Margin

Home	41 vs. Santa Clara, 1/3/59 (38-79)
Road	74 at Utah, 12/9/55 (45-119)

Field Goals

UA	54 vs. Duquesne, 11/27/87 (86 att.)
Opponent	50, Utah, 1/19/74 (84 att.)
.....	50, UNLA, 12/19/78 (112 att.)
UA, Half	30 vs. Adams State, 12/8/76 (53 att./1st)
Opponent, Half	27, UNLV, 12/19/78 (44 att./2nd)
Both Teams	94 at Utah, 1/19/74 (UA 44/Utah 50)

Field Goal Attempts

UA	110 vs. Northern Arizona, 12/14/63 (43 made)
Opponent	118, Wichita State, 12/18/51 (29 made)
UA, Half	57 vs. Northern Arizona, 12/14/63 (24 made/2nd)
Opponent, Half	64, Utah, 2/23/73 (25 made/2nd)
Both Teams	202 vs. Utah, 1/14/67 (UA 92/Utah 110)

Field Goal Percentage

UA714 vs. Oregon State, 2/25/84 (25-of-35)
Opponent711, UCLA, 2/16/80 (32-of-45)
.....	.711, Oregon, 1/31/83 (27-of-38)
UA, Half821 at Washington, 1/10/98, (23-of-28/2nd)
Opponent, Half867, Oregon, 1/31/83 (13-of-15/2nd)

3-Point Field Goals

UA	18 Stanford, 3/5/16 (36 att.)
Opponent	17, UCLA, 1/19/02 (33 att.)
UA, Half	12 Stanford, 3/5/16 (25 att./2nd)
Opponent, Half	11, East Tennessee State, 3/20/92 (19 att.)
.....	11, UCLA, 1/19/02 (17 att./1st)
Both Teams	31 vs. UCLA, 1/19/02 (UA 14, UCLA 17)

3-Point Field Goal Attempts

UA	38 vs. Kansas, 12/1/01 (14 made)
Opponent	43, Samford, 11/22/06 (14 made)
UA, Half	25 vs. Stanford, 3/5/16 (12 made/2nd)
Opponent, Half	23, Samford, 11/22/06 (4 made/1st)
Both Teams	68, UA (35) vs. UCLA (33), 1/19/02

3-Point Field Goal Percentage

UA857 vs. Arkansas-Little Rock, 12/16/87 (6-of-7)
Opponent800, Duquesne, 11/27/87 (4-of-5)
.....	.800, Stanford, 2/4/88 (4-of-5)
UA, Half	1.000 at Washington St., 12/22/87 (5-of-5/1st)
Opponent, Half	1.000, Iowa, 2/7/87 (5-of-5/2nd)
Both Teams769 at Stanford, 2/23/90 (UA 7-of-9, SU 3-of-4)

Free Throws

UA	43 vs. Illinois, 3/25/01 (56 att.)
Opponent	47, New Mexico, 2/26/79 (60 att.)
Both Teams	85 at New Mexico, 2/26/79 (UA 38, NM 47)

Free Throw Attempts

UA	56 vs. Illinois, 3/25/01 (43 made)
Opponent	79, Northern Arizona, 1/26/53 (46 made)
Both Teams	130 at Northern Arizona, 1/26/53 (UA 51, NAU 79)

Free Throw Percentage

UA	1.000 vs. Stanford, 2/5/05 (18-of-18)
.....	1.000 at California, 2/1/14 (16-of-16)
.....	1.000 vs. USC, 12/7/72 (13-of-13)
Min. 20963 vs. San Diego Navy, 12/15/51 (26-of-27)
Min. 30950 vs. Washington, 1/27/05 (38-of-40)
Opponent	1.000, Arizona State, 2/4/78 (19-of-19)
Min. 20960, Oregon, 3/4/00 (24-of-25)
Min. 30886, Utah, 1/21/78 (31-of-35)
Both Teams917 at California, 2/1/14 (UA 16-16; Cal 6-8)

Rebounds

UA	102 at Northern Arizona, 1/20/51
Opponent	79, UNLV, 12/19/78
Both Teams	137 at Utah, 3/3/67 (UA 66, Utah 71)
Margin For	84 at Northern Arizona, 1/20/51 (UA 102, NAU 18)
Margin Against	42 at New Mexico, 1/9/65 (UA 24, NM 66)

Personal Fouls

UA	50 at Northern Arizona, 2/26/53
Opponent	36, Illinois, 3/25/01
UA, Fewest	6 at Bradley, 12/30/63
.....	6 at Washington State, 2/12/00
Both Teams	84 at No. Arizona, 2/26/53 (UA 50, NAU 34)
Disqualified	7 at West Texas State, 2/14/52
Disqualified, Both Teams	12 at West Texas State, 2/14/52 (UA 7, WTSU 5)

Turnovers

UA (Fewest)	4 at UCLA, 3/3/86
.....	4 vs. UCLA, 2/10/90
.....	4 vs. Washington State, 2/13/92
UA (Most)	37 at New Mexico, 2/26/79
Opponent (Fewest)	4, Temple, 12/3/88
Opponent (Most)	34, Colorado 12/21/74

Steals

UA	19 vs. UCLA, 2/13/97
Opponent	20, Louisiana State, 12/8/90

SINGLE-SEASON

Points Scored

UA	3,234, 1987-88 (38 games)
Opponent	2,642, 2001-02 (34 games)
Margin For	22.9, 1987-88 (85.1 to 62.2)
Margin Against	15.7, 1958-59 (63.2 to 78.9)

Average Points Per Game

UA	90.8, 1997-98 (3,177 in 35 games)
Opponent	85.2, 1970-71 (2,216 in 26 games)

Field Goals

UA	1,147, 1987-88 (38 games)
UA Per Game	36.4, 1973-74 (946 in 26 games)
Opponent	1,038, 1975-76 (33 games)
Opponent Per Game	34.4, 1972-73 (895 in 26 games)

Field Goal Attempts

UA	2,350, 1997-98 (35 games)
UA Per Game	67.8, 1975-76
Opponent	2,336, 1975-76 (33 games)
Opponent Per Game	81.0, 1955-56 (2,107 in 26 games)

Field Goal Percentage

UA, High545, 1987-88 (1147-of-2106)
UA, Low317, 1954-55 (597-of-1880)
Opponent, High504, 1979-80 (777-of-1540)
Opponent, Low301, 1950-51 (586-of-1944)

TEAM RECORDS



3-Point Field Goals

UA	296, 2010-11 (38 games)
UA Per Game	8.0, 1993-94 (279 in 35 games)
Opponent	291, 2008-09 (35 games)
Opponent Per Game	8.4, 2006-07 (260 in 31 games)

3-Point Field Goal Attempts

UA	787, 1993-94 (35 games)
UA Per Game	22.5 1993-94 (787 in 35 games)
Opponent	833, 2008-09 (35 games)
Opponent Per Game	24.0, 2006-07 (743 in 31 games)

3-Point Field Goal Percentage

UA High	483, 1987-88 (254-of-526)
UA Low	319, 2005-06 (142-of-445)
Opponent High	362, 1986-87 (132-of-365);
	362, 2003-04 (243-of-671)
Opponent Low	285, 2011-12 (170-of-596)

Free Throws

UA	703, 2000-01 (940 att.)
UA Per Game	21.7, 1952-53 (585 made in 27 games)
Opponent	675, 1955-56 (26 games)
Opponent Per Game	26.0, 1955-56 (675 made in 26 games)

Free Throw Attempts

UA	974, 2014-15 (38 games)
UA Per Game	34.7, 1952-53 (938 in 27 games)
Opponent	958, 1952-53 (27 games)
Opponent Per Game	35.5, 1952-53 (958 in 27 games)

Free Throw Percentage

UA High	.786, 2003-04 (511-of-650)
UA Low	.578, 1945-46 (279-of-485)
Opponent High	.734, 1955-56 (675-of-920)
Opponent Low	.532, 1945-46 (322-of-605)

Rebounds

UA	1,786, 1950-51 (30 games)
UA Per Game	59.5, 1950-51 (1786 in 30 games)
Opponent	1,507, 1960-61 (26 games)
Opponent Per Game	58.0, 1960-61 (1507 in 26 games)
Margin For	19.3, 1950-51 (59.5 to 40.2)
Margin Against	7.2, 1960-61 (50.8 to 58.0)

Most Personal Fouls

UA	720, 1950-51 (30 games)
UA Per Game	24.0, 1950-51 (720 in 30 games)
Opponent	817, 2000-01 (36 games)
Opponent Per Game	22.8, 2001-02 (774 in 34 games)
UA Disqualifications	39, 1952-53
Opponent Disqualifications	38, 1974-75

Fewest Personal Fouls (Min. 24 games)

UA	425, 2006-07 (31 games)
UA Per Game	13.7, 2006-07 (425 in 31 games)
Opponent	361, 1967-68 (24 games)
Opponent Per Game	12.8, 1945-46 (385 in 30 games)
UA Disqualifications	6, 1987-88
Opponent Disqualifications	9, 1963-64

Turnovers

UA High	563, 1974-75 (26 games); 563, 1975-76 (33 games)
UA High Per Game	21.6, 1974-75 (563 in 26 games)
UA Low	331, 1979-80 (27 games)
UA Low Per Game	10.2, 2013-14 (387 in 38 games)
Opponent High	695, 1997-98 (35 games)
Opponent High Per Game	19.9, 1996-97 (678 in 34 games)
Opponent Low	379, 2006-07 (31 games)
Opponent Low Per Game	12.2, 2006-07 (379 in 31 games)

Assists

UA High	677, 1997-98 (35 games)
UA High Per Game	20.4, 1950-51 (613 in 30 games)
UA Low	273 in 1951-52
UA Low Per Game	10.1, 1950-51 (273 in 27 games)
Opponent High	537, 1996-97
Opponent High Per Game	16.4, 1978-79 (443 in 27 games)
Opponent Low	300, 1983-84
Opp. Low Per Game	10.7, 1983-84 (300 in 28 games)

Steals

UA High	358, 1996-97
UA High Per Game	10.5, 1996-97 (358 in 34 games)
UA Low	170, 1981-82
UA Low Per Game	5.2, 2010-11 (197 in 38 games)
Opponent High	257, 1995-96
Opponent High Per Game	8.7, 1998-99 (251 in 29 games)
Opponent Low	127, 1979-80
Opponent Low Per Game	4.7, 1979-80 (127 in 27 games)

Blocked Shots

UA High	192, 1999-2000
UA High Per Game	5.8, 1989-90 (185 in 32 games)
UA Low	38, 1983-84
UA Low Per Game	1.4, 1983-84 (38 in 28 games)
Opponent High	141, 1996-97
Opponent High Per Game	4.2, 1994-95 (130 in 31 games)
Opponent Low	49, 1981-82
Opponent Low Per Game	1.4, 1987-88 (52 in 38 games)

General

Most Victories	35, 1987-88
Best Record	35-3 (.921), 1987-88
Consecutive Victories (all games)	22, Began Feb. 7, 1914 (23-16 vs. Eastern Arizona J.C.), Ended Feb. 1917 (19-28 at New Mexico)
Consecutive Victories (collegiate)	21, Began Nov. 8, 2013 (73-62 vs. Cal Poly), Ended Feb. 1, 2014 (58-60 at California)
Consecutive Victories to Begin a Season (all games)	21, Began Nov. 8, 2013 (73-62 vs. Cal Poly), Ended Feb. 1, 2014 (58-60 at California)
Consecutive Victories to Begin a Season (collegiate)	21, Began Nov. 8, 2013 (73-62 vs. Cal Poly), Ended Feb. 1, 2014 (58-60 at California)
Consecutive Home Court Victories (all games)	81, Began Dec. 14, 1945 (50-47 vs. Williams AFB), Ended Dec. 8, 1951 (57-76 vs. Kansas State)
Consecutive Home Court Victories (collegiate)	71, Began Dec. 4, 1987 (94-62 vs. Long Beach State), Ended Jan. 11, 1992 (87-89 vs. UCLA)
Consecutive Road Victories (non neutral-site, all games)	19, Began: Jan. 17, 1927 (28-24 at Alhambra A.C.), Ended: Feb. 15, 1929 (26-30 at Northern Arizona)
Consecutive Road Victories (non neutral-site, collegiate)	12, Began: Jan. 2, 2003 (81-72 at Oregon), Ended: Jan. 15, 2004 (90-99 at USC)
Consecutive Losses	16, 1958-59 (Dec. 19-Feb. 9)
Consecutive Home Court Losses	8, 1982-83 (Dec. 27-Feb. 19)
Consecutive Road Losses	17, 1982-84 (Nov. 26, 1982-Feb. 13, 1984)

Overtime Periods

Most	4 at USC, 1/9/16 (L, 101-103)
	3 vs. Bradley, 2/3/65 (W, 85-83)
	3 vs. Colorado, 12/20/65 (L, 73-79)
	3 vs. Utah, 2/23/73 (W, 101-95)
	3 at California, 2/5/11 (W, 107-105)
Points	20 vs. Stanford, 1/31/80 (W, 95-88)
Points, Opponent	18, Oregon, 3/11/16 (L, 89-95)
	14, UTEP, 2/10/66 (L, 72-81)
	14, Utah, 2/23/73 (W, 101-95)
	14, Kansas, 11/25/07 (L, 76-72)

100-Point Games

Most, Season	8, 1990-91 (won 8, lost 0)
Consecutive, Season	3, 1972-73
Most, Season, Opponents	4, 1978-79 (won 0, lost 4)
Most, Season, Combined	9, 1973-74 (UA 6, Opp. 3)

ARIZONA TEAM SINGLE-SEASON TOP-10

Points		Three-Point Field Goals Made	
1.	1987-88..... 3,234	1.	2010-11..... 296
2.	1997-98..... 3,177	2.	1993-94..... 279
3.	1993-94..... 3,124	3.	1997-98..... 269
4.	1990-91..... 3,021		2012-13..... 269
5.	2004-05..... 2,948	5.	2001-02..... 258
6.	2000-01..... 2,926		2011-12..... 258
7.	2014-15..... 2,911	7.	1987-88..... 254
8.	2010-11..... 2,905	8.	2004-05..... 253
9.	1996-97..... 2,850	9.	1994-95..... 245
10.	2016-17..... 2,833	10.	2016-17..... 244
Points per Game		Three-Point Field Goal Attempts	
1.	1997-98..... 90.8	1.	1993-94..... 787
2.	1993-94..... 89.3	2.	2010-11..... 745
3.	1973-74..... 89.0	3.	2012-13..... 725
4.	2003-04..... 87.1	4.	1997-98..... 714
5.	1990-91..... 86.3	5.	2001-02..... 686
6.	1976-77..... 85.3	6.	2011-12..... 683
7.	2002-03..... 85.2	7.	2002-03..... 645
8.	1987-88..... 85.1	8.	2004-05..... 630
9.	1994-95..... 84.9	9.	2016-17..... 625
10.	1991-92..... 84.8	10.	1996-97..... 600
Scoring Margin		Three-Point Field Goal Percentage	
1.	1987-88..... 20.9	1.	1987-88..... 483
2.	1928-29..... 20.3	2.	1994-95..... 413
3.	1942-43..... 19.8	3.	2004-05..... 402
4.	1923-24..... 19.7	4.	1988-89..... 401
5.	1988-89..... 17.6	5.	1986-87..... 397
6.	2014-15..... 16.9		2010-11..... 397
7.	1997-98..... 16.2	7.	1991-92..... 394
8.	1991-92..... 16.0	8.	2016-17..... 390
9.	2000-01..... 15.0		2007-08..... 390*
10.	1993-94..... 14.9	10.	1990-91..... 387
	1946-47..... 14.9		2008-09..... 387
Field Goals Made		Free Throws Made	
1.	1987-88..... 1,147	1.	2000-01..... 703
2.	1997-98..... 1,146	2.	2014-15..... 700
3.	1975-76..... 1,101	3.	1987-88..... 686
4.	1990-91..... 1,091	4.	2010-11..... 671
5.	2004-05..... 1,077	5.	2001-02..... 665
	1993-94..... 1,077	6.	1990-91..... 659
7.	2000-01..... 1,015	7.	1999-00..... 636
	1996-97..... 1,015	8.	2016-17..... 635
9.	2014-15..... 1,009	9.	1993-94..... 629
10.	2013-14..... 996	10.	1988-89..... 627
Field Goal Attempts		Free Throws Attempted	
1.	1997-98..... 2,350	1.	2014-15..... 974
2.	2004-05..... 2,255	2.	1990-91..... 967
3.	1949-50..... 2,243	3.	2000-01..... 940
4.	1996-97..... 2,241	4.	1952-53..... 938
5.	1975-76..... 2,238	5.	1987-88..... 932
6.	1950-51..... 2,219	6.	1996-97..... 913
7.	1993-94..... 2,208	7.	2001-02..... 910
8.	2000-01..... 2,131	8.	2010-11..... 899
9.	2013-14..... 2,123	9.	1993-94..... 884
10.	1990-91..... 2,121	10.	1999-00..... 871
Field Goal Percentage		Free Throw Percentage	
1.	1987-88..... 545	1.	2003-04..... 786
2.	1984-85..... 521	2.	2004-05..... 776
3.	1988-89..... 517	3.	2016-17..... 765
4.	1990-91..... 514	4.	2006-07..... 750
5.	1991-92..... 503	5.	2007-08..... 749*
6.	1973-74..... 502		2012-13..... 749
7.	1989-90..... 501	7.	2000-01..... 748
8.	1980-81..... 495	8.	2010-11..... 746
9.	1985-86..... 494	9.	1988-89..... 741
10.	1977-78..... 492	10.	2008-09..... 738

TEAM SINGLE-SEASON TOP-10 **ARIZONA**

Total Rebounds

1.	1950-51	1,786
2.	1975-76	1,599
3.	1994-94	1,453
4.	2013-14	1,449
5.	2000-01	1,433
6.	1990-91	1,422
7.	2014-15	1,399
8.	1996-97	1,376
9.	2002-03	1,374
10.	1997-98	1,372

Rebounds per Game

1.	1950-51	59.5
2.	1960-61	50.8
3.	1955-56	50.7
4.	1961-62	50.5
5.	1969-70	50.4
6.	1967-68	47.7
7.	1975-76	47.2
8.	1973-74	46.8
	1966-67	46.8
10.	1976-77	46.7
	1974-75	46.7

Rebound Margin

1.	1950-51	19.3
2.	1976-77	9.7
3.	2015-16	9.2
4.	1992-93	8.9
5.	2014-15	8.8
6.	1975-76	8.3
7.	1998-99	8.1
8.	1991-92	7.3
9.	1974-75	7.2
10.	2013-14	7.1

Assists

1.	1997-98	677
2.	1987-88	662
3.	1990-91	651
4.	1950-51	613
5.	2004-05	610
6.	1995-96	589
7.	2000-01	585
	1989-90	585
9.	1993-94	581
	1988-89	581

Steals

1.	1996-97	358
2.	1997-98	352
3.	2005-06	322
4.	2004-05	296
5.	1993-94	285
6.	2000-01	283
7.	1988-89	281
8.	1990-91	278
9.	1987-88	275
	2014-15	275

Blocks

1.	1999-00	192
2.	1989-90	185
3.	1990-91	183
4.	1987-88	173
	2013-14	173
6.	2015-16	161
7.	2000-01	159
8.	1988-89	145
9.	2004-05	144
10.	2002-03	136

* statistics vacated due to NCAA infractions

INDIVIDUAL RECORDS

Points Scored

UA, Game 41, Al Fleming, vs. Detroit, 1/10/76
Opponent, Game 49, Jimmer Fredette, Brigham Young, 12/28/09
Half 45, Eric Murdock, Providence, 12/23/90
Half 33, Al Fleming, vs. Detroit, 1/10/76 (2nd)

Field Goals

Game 17, Coniel Norman, vs. Wyoming, 2/10/73
 17, Alan Cunningham, Colorado State, 2/24/77
 17, Larry Demic, vs. S.W. Louisiana, 12/23/78
 17, Larry Demic, vs. Washington, 3/1/79
Half 12, Bob Elliott, vs. Utah, 2/15/75 (2nd)
 12, Al Fleming, vs. Detroit, 1/10/76 (2nd)

Field Goal Attempts

Game 35, Freeman Williams, Portland State, 1/27/76 (16 made)
UA, Game 29, Herman Harris, vs. San Diego State, 1/6/77 (9 made)
Half 20, Freeman Williams, Portland State, 1/27/76 (2nd)

Field Goal Percentage

Game (Min. 10 att.) 1.000, Al Fleming, vs. Midwestern, 12/1/75 (10-of-10)
Game (10+ att.)929, Khalid Reeves, vs. Michigan, 12/30/93 (13-of-14)
Half 1.000, Michael Dickerson, vs. Washington, 2/5/98 (11-of-11)

3-Point Field Goals

Game 9, Salim Stoudamire, vs. Oregon State, 2/20/05 (9-of-14)
Opponent, Game 9, Jimmer Fredette, Brigham Young, 12/28/09 (9-of-13)

Free Throws

Game 16, Jerryd Bayless, vs. Stanford, 2/16/08 (16 att.)
Opponent, Game 13, Eric Murdock, Providence, (18 att.)
Half 11, Herman Harris, vs. Utah, 1/20/77 (2nd, 12 att.)

Free Throw Attempts

Game 20, Bob Elliott, vs. Arizona State, 2/2/74 (14 made)
Opponent, Game 19, Butch Hayes, California, 1/30/82 (11 made)
Half 13, Bob Elliott, vs. Arizona State, 2/2/74 (2nd/9 made)
 13, Sean Elliott, vs. UNLV, 12/10/88 (2nd/10 made)

Free Throw Percentage

Min. 10 att. 1.000, Allonzo Trier, vs. Stanford, 2/8/17 (12-of-12)
 1.000, Allonzo Trier, vs. Bradley, 11/16/15 (14-of-14)
 1.000, Jerryd Bayless, vs. Stanford, 2/16/08 (16-of-16)
 1.000, Nic Wise, vs. Washington, 1/29/09 (14-of-14)
 1.000, Jason Terry, vs. Washington, 1/1/99 (12-of-12)
 1.000, Nic Wise, vs. UNLV, 12/2/09 (12-of-12)
 1.000, Nic Wise, vs. Lipscomb, 12/21/09 (12-of-12)
 1.000, Derrick Williams, vs. Wash. State, 2/17/11 (12-of-12)
 1.000, Damon Stoudamire, vs. Oregon, 2/25/95 (11-of-11)
 1.000, Justin Wessel, vs. UCLA, 2/19/00 (10-of-10)

Rebounds

Game 25, Bob Elliott, vs. Arizona State, 2/2/74
 25, Kenny Davis, vs. Texas-El Paso, 2/11/77
Opponent, Game 22, Mark McNamara, California, 1/30/82
Half 15, Kenny Davis, vs. Texas-El Paso, 2/11/77 (2nd)

Assists

Game 19, Russell Brown, vs. Grand Canyon, 12/8/79
Opponent, Game 15, Darren Collison, UCLA vs. Arizona, 2/17/07
Half 12, Russell Brown, vs. Grand Canyon, 12/8/79 (2nd)

Steals

Game 9, Bennett Davison, vs. Stanford, 2/28/98
Opponent, Game 9, Robert Shepherd, Arkansas 12/6/92

Blocked Shots

Game 14, Loren Woods, vs. Oregon, 2/3/00

TEAM RECORDS

Most Points Scored

Game 127, Arizona vs. Arizona State (99), 1/5/98
Opponent, Game 110, Arizona State vs. UA (105), 2/17/73
Half 70, Arizona State vs. Arizona (49), 2/17/73 (2nd)
UA, Half 69, Arizona vs. Utah (61), 2/23/74 (2nd)
Overtime 20, Arizona vs. Stanford, 1/31/80

Fewest Points Allowed

Game 25, Washington State, 1/2/14
Half 7, Washington State, 1/2/14
UA, Half 16, vs. UNLV (31), 12/3/81 (2nd)

Point Margin

Game 64, Arizona vs. Robert Morris (118-54), 12/28/96
Half 41, Arizona (67) vs. Adams State (26), 12/8/76 (1st)
Opponent, Game 30, Brigham Young (99) vs. UA (69), 12/28/09

Most Field Goals

Game 55, Arizona vs. Midwestern, 12/1/75 (79 att.)
Opponent, Game 51, UCLA vs. Dayton, 3/14/74 (97 att.)
Half 30, Arizona vs. Adams State, 12/8/76 (1st)

Fewest Field Goals

Game 9, Washington State, 1/2/14
Half 2, Washington State, 1/2/14 (1st)
UA, Half 7, vs. Oregon, 2/21/85

Most Field Goal Attempts

Game 106, Utah vs. Arizona, 2/23/74 (42 made)
UA, Game 102, vs. Adams State, 12/8/76 (52 made)
Half 64, Utah vs. Arizona, 2/23/74 (2nd)
UA, Half 53, vs. Adams State, 12/8/76 (1st)

Fewest Field Goal Attempts

Game 35, Arizona vs. Oregon State, 2/25/84 (25 made)
Opponent, Game 38, Bethune-Cookman, 11/23/10 (13 made)
Half 15, Oregon, 1/31/83 (2nd)
UA, Half 16, vs. Oregon State, 2/25/84

Highest Field Goal Percentage

Game714, Arizona vs. Oregon State, 2/25/84 (25-of-35)
Opponent, Game711, UCLA, 2/16/80 (32-of-45)
Half711, Oregon, 1/31/83 (27-of-38)
UA, Half867, Oregon, 1/31/83 (13-of-15/2nd)

Lowest Field Goal Percentage

Game200, Washington State, 1/2/14 (9-of-45)
UA, Game320, vs. Oregon, 1/20/80 (24-of-75)
Half100, Washington State, 1/2/14 (2-of-20/1st)

Most 3-Point Field Goals

Game 18, Florida vs. Robert Morris, 12/30/96 (35 att.)
UA, Game 18 vs. Stanford, 3/5/16 (36 att.)
Half 11, Pepperdine vs. West Virginia, 12/30/01 (1st/14 att.)
 11, UCLA vs. Arizona, 1/19/02 (1st/17 att.)
UA, Half 12 vs. Stanford, 3/5/16 (25 att.)

Fewest 3-Point Field Goals

Game 0, Oregon State vs. Arizona, 2/14/87 (9 att.)
 0, Southwest Missouri State vs. Seton Hall, 3/17/89 (4 att.)
 0, Washington vs. Arizona, 2/15/92 (6 att.)
 0, California vs. Arizona, 1/2/97 (7 att.)
UA, Game 0, vs. Saint Mary's, 12/10/05 (10 att.)
Half 0, Many, last, Arizona vs. Saint Mary's, 12/10/05 (2nd/2 att.)

Most 3-Point Field Goal Attempts

Game 43, Samford vs. Arizona, 11/22/06 (made 14)
UA, Game 38, vs. Kansas, 12/1/01 (made 14)
Half 25, vs. Stanford, 3/5/16 (2nd/made 12)

Fewest 3-Point Field Goal Attempts

Game 4, Penn State vs. Wake Forest, 12/28/89 (made 2)
 4, West Virginia vs. LaSalle, 12/28/92 (made 2)
UA, Game 5, vs. Utah, 12/6/86 (made 3)
Half 0, UCLA vs. Iowa State, 3/19/93 (1st)
 0, Penn State vs. Wake Forest, 12/28/89 (2nd)
UA, Half 1, vs. UCLA, 1/11/87 (2nd/made 0)
 1, vs. Western Illinois, 1/25/90 (1st/made 1)

Highest 3-Point Field Goal Percentage

Game 1.000 (5-5), Texas Tech vs. UNC Charlotte, 12/27/86
(Min. 10 att.)800 (8-10), vs. Stanford, 12/30/06
(Min. 15 att.)688 (11-16), vs. Oklahoma, 12/5/10
(Min. 20 att.)650 (13-20), vs. UCLA, 1/20/96
Half 1.000 (5-5), Iowa, 2/7/87 (2nd)

UA, Half..... 1.000 (3-3), vs. Oregon State, 1/14/89 (1st)
(Min. 5 made)..... .889 (8-9), vs. USC, 1/21/95 (1st)
(Min. 10 made)..... .714 (10-14), vs. Oregon, 1/30/92 (1st)

Lowest 3-Point Field Goal Percentage

Game..... .000 (0-10), Arizona vs. Saint Mary's, 12/10/05
000 (0-7), California vs. Arizona, 1/2/97
000 (0-6), Washington vs. Arizona, 2/15/92
000 (0-4), Southwest Missouri State vs. Seton Hall, 3/17/89
(Most att.)..... .000 (0-10), Arizona vs. Saint Mary's, 12/10/05
(Min. 20 att.)..... .100 (2-20), Winthrop vs. Oklahoma, 3/16/00
Half..... .000 (0-8), many, last, Arizona vs. Saint Mary's, 12/10/05 (1st)
(Most att.)..... .000 (0-15), Oregon vs. Arizona, 3/9/91 (2nd)

Most Free Throws

UA, Game..... 41, vs. Washington, 1/29/09 (51 att.)
Game..... 35, Oregon State, 2/8/79 (42 att.)
 35, California, 2/7/93 (42 att.)
Half..... 34, vs. Washington, 1/29/09 (2nd/40 att.)
Opponent, Half..... 22, Oregon State, 2/8/79 (1st)

Fewest Free Throws

Game..... 1, Fresno State, 12/16/07
 1, Oregon State, 1/10/09
UA, Game..... 3, vs. Marquette, 1/8/94 (6 att.)
Half..... 0, Nine times, last, Oregon State, 1/10/09 (0 att./1st)
 Last time by Arizona vs. USC, 1/6/83 (3 att./1st)

Most Free Throw Attempts

Game..... 51, Arizona vs. Washington, 1/29/09 (41 made)
Opponent, Game..... 46, Utah vs. Michigan State, 3/17/91 (28 made)
Half..... 40, Arizona vs. Washington, 1/29/09 (34 made/2nd)

Fewest Free Throw Attempts

Game..... 3, Fresno State, 12/16/07 (1 made)
 3, Oregon State, 1/10/09 (1 made)
UA, Game..... 8, vs. Utah, 2/16/78 (7 made)
Half..... 0, San Francisco vs. New Mexico, 3/14/74 (1st)
 0, Washington, 1/12/84 (1st)
 0, Oregon State, 1/10/09 (1st)

Highest Free Throw Percentage

Game..... 1.000, vs. Stanford, 2/5/05 (18-of-18)
Game (Min. 20 att.)..... .952, Midwestern, 12/2/75 (20-of-21)
UA, Game (Min. 20 att.)..... .950, vs. Washington, 1/27/05 (38-of-40)

Lowest Free Throw Percentage

Game..... .278, vs. Nevada-Las Vegas, 12/3/81 (5-of-18)

Most Rebounds

Game..... 75, Arizona vs. Adams State, 1/8/76
Opponent, Game..... 60, San Diego State, 1/6/77
Half..... 42, Arizona vs. Utah, 2/23/73 (2nd)

Fewest Rebounds

Game..... 19, Arizona vs. Oregon State 2/8/79
 19, Arkansas-Little Rock, 12/16/87
 19, Arizona vs. Northern Arizona, 12/16/10
Opponent, Game..... 20, Colorado State, 1/30/76
 20, Oregon, 1/31/83
Half..... 7, New Mexico, 12/22/78 (2nd)
 7, vs. Oregon State, 2/8/79 (2nd)

Rebound Margin

Game..... 40, Arizona (64) vs. Northern Arizona (24), 1/19/74

Most Personal Fouls

Game..... 35, Arizona State, 2/17/73
 35, Duke, 2/24/91 (2ot)
UA, Game..... 31, vs. California, 1/30/82
Half..... 25, Washington, 1/29/09
UA, Half..... 21, vs. Arizona State, 2/17/73 (2nd)

Fewest Personal Fouls

Game..... 6, Arizona vs. New Mexico, 11/10/88
Opponent, Game..... 10, three times, last, UW-Green Bay vs. Michigan State, 3/15/91
Half..... 2, Utah vs. St. John's, 3/12/77 (1st)
 2, Arizona vs. Tennessee, 12/23/83 (1st)

Players Disqualified

Game..... 4, Five times, last, by Maryland vs. Rutgers, 12/28/91

GAME RECORDS — BOTH TEAMS

Most Points Scored

Game..... 226, Arizona (127) vs. Arizona State (99), 1/15/98
Half..... 130, Arizona (69) vs. Utah (61), 2/23/74 (2nd)
Overtime..... 33, Arizona (20) vs. Stanford (13), 1/31/80

Fewest Points Scored

Game..... 83, Oregon (43) vs. Arizona (40), 2/21/85
Half..... 37, Oregon (20) vs. Arizona (17), 2/21/85

Most Field Goals

Game..... 91, UCLA (51) vs. Dayton (40), 3/14/74
Half..... 51, UCLA (23) vs. Dayton (28), 3/14/74 (2nd)

Fewest Field Goals

Game..... 36, Arizona (18) vs. San Diego State (18), 12/23/82
Half..... 13, Arizona (9) vs. Arizona State (4), 2/13/91 (1st)

Most Field Goal Attempts

Game..... 185, Arizona (95) vs. Portland State (90), 1/30/76
Half..... 110, Arizona (46) vs. Utah (64), 2/23/73

Fewest Field Goal Attempts

Game..... 81, Arizona (36) vs. USC (45), 2/27/84
Half..... 36, Arizona (12) vs. Arkansas-Little Rock (24), 12/16/87 (1st)

Highest Field Goal Percentage

Game..... .663, Arizona (32-of-51) vs. Oregon (27-of-38), 1/31/83, (57-of-89)
Half..... .733, Arizona (20-of-31) vs. Oregon (13-of-15), 1/31/83 (33-of-45)

Most Free Throws

Game..... 57, Arizona (29) vs. Arizona State (28), 2/27/73
Half..... 37, Arizona (15) vs. Oregon State (22), 2/8/79 (2nd)

Most Free Throw Attempts

Game..... 82, Arizona (45) vs. Arizona State (37), 2/17/73
Half..... 56, Arizona (40) vs. Washington (16), 1/29/09 (2nd)

Free Throw Percentage

Highest..... .928, UW-Green Bay (7-of-7) vs. Michigan St. (6-of-7), 3/15/91 (13-of-14)
Lowest..... .454, Arizona (7-of-18) vs. Stanford (8-of-15), 2/1/82 (15-of-33)

Most Rebounds

Game..... 118, Arizona (65) vs. Detroit (53), 1/10/76
Half..... 76, Arizona (42) vs. Utah (34), 2/23/73

Fewest Rebounds

Game..... 41, Arizona (21) vs. Oregon (20), 1/31/83
Half..... 19, Arizona (11) vs. Arkansas-Little Rock (8), 12/16/87 (1st)

Most Personal Fouls

Game..... 65, Arizona (30) vs. Arizona State (35), 2/17/73
Half..... 42, Arizona (21) vs. Arizona State (21), 2/17/73 (2nd)

Fewest Personal Fouls

Game..... 20, Wisconsin-Green Bay (10) vs. Michigan State (10), 3/15/91
Half..... 7, Arizona (3) vs. Colorado State (4), 1/27/78 (1st)
 7, Arizona (2) vs. Tennessee (5), 12/23/83 (1st)

Longest Game

3 Overtimes..... Arizona (101) vs. Utah (95), 2/23/73
 UCLA (111) vs. Dayton (100), 3/14/74

Points Scored

Game	45, Damon Stoudamire, at Stanford, 1/14/95
Half	33, Damon Stoudamire, at Washington State, 3/2/95 (2nd+2ot)
	27, Damon Stoudamire, at Arizona St., 3/12/94 (2nd)
Season	417, Khalid Reeves, 1993-94
Career	1,331, Sean Elliott, 1986-89

Points Per Game

Season	23.2, Khalid Reeves, 1993-94
Career (Min. 2 years)	20.2, Joe Nehls, 1978-80

Field Goals

Game	17, Larry Demic, vs. Washington, 3/1/79 (27 att.)
Season	160, Ron Davis, 1980-81 (315 att.)
Career	463, Sean Elliott, 1986-89 (932 att.)

Field Goal Attempts

Game	31, Jason Terry at Washington, 2/4/99 (12 made)
Season	315, Ron Davis, 1980-81 (160 made)
Career	932, Sean Elliott, 1986-89 (463 made)

Field Goal Percentage

Game (Min. 10 att.)933, Brian Williams at UCLA, 2/10/91 (14-of-15)
Half (Min. 10 att.)	1.000, Larry Demic vs. Oregon State, 2/8/79 (10-of-10)
Season694, Brian Williams, 1990-91 (102-of-147)
Career622, Pete Williams, 1983-85 (179-of-288)

3-Point Field Goals

Game	9, Gabe York vs. Stanford, 3/5/16 (14 att.)
	9, Salim Stoudamire, vs. Oregon State, 2/20/05 (14 att.)
Season	66, Damon Stoudamire, 1994-95 (148 att.)
Career	196, Salim Stoudamire, 2001-05 (407 att.)

3-Point Field Goal Attempts

Game	15, Damon Stoudamire, vs. California, 2/12/95 (4 made)
Season	148, Damon Stoudamire, 1994-95 (66 made)
Career	446, Jason Gardner, 1999-2003 (162 made)

3-Point Field Goal Percentage

Game (Min. 5 atts.)	1.000, Gilbert Arenas, at Washington State, 1/11/01 (6-of-6)
	1.000, Steve Kerr, at Oregon State 1/14/88 (5-of-5)
	1.000, Matt Muehlebach, vs. UCLA, 1/12/91 (5-of-5)
	1.000, Gilbert Arenas, at USC, 2/17/01 (5-of-5)
Half (Min. 5 atts.)	1.000, Salim Stoudamire, at Oregon, 2/19/04 (5-of-5/1st)
Season652, Steve Kerr, 1987-88 (60-of-92)
Career652, Steve Kerr, 1988 (60-of-92)

Free Throws

Game	17, Miles Simon, at Washington St. (Spokane), 1/8/98 (18 att.)
Half	14, Miles Simon at Washington St. (Spokane), 1/8/98 (14 att.)
Season	112, Khalid Reeves, 1993-94 (143 att.)
Career	333, Sean Elliott, 1986-89 (421 att.)

Free Throw Attempts

Game	22, Derrick Williams, vs. California, 1/6/11 (16 made)
Season	159, Derrick Williams, 2011-12 (111 made)
Career	421, Sean Elliott, 1986-89 (333 made)

Free Throw Percentage

Game (min. 10 att)	1.000, Allonzo Trier, vs. Stanford, 2/8/17 (12-of-12)
	1.000, Jerryd Bayless, vs. Stanford, 2/16/08 (16-of-16)
	1.000, Nic Wise, vs. Washington, 1/29/09 (14-of-14)
	1.000, Allonzo Trier vs. Stanford, 2/8/17 (12-of-12)
	1.000, Dylan Rigdon, at USC, 1/22/94 (12-of-12)
	1.000, Jason Terry, vs. Washington, 1/9/99 (12-of-12)
	1.000, Kyle Fogg, at Oregon, 1/16/10 (12-of-12)
	1.000, Derrick Williams, vs. Wash. State, 2/17/11 (12-of-12)
	1.000, Kaleb Tarczewski vs. California, 2/1/14 (12-of-12)
	1.000, Damon Stoudamire, vs. Oregon, 2/25/95 (11-of-11)
	1.000, Ivan Radenovic, at Stanford, 3/2/07 (11-of-11)
	1.000, Justin Wessel, vs. UCLA, 2/19/00 (10-of-10)
	1.000, Michael Wright, at Oregon, 3/4/00 (10-of-10)
	1.000, Jerryd Bayless, at Oregon State, 3/6/08 (10-of-10)
Season964, Dylan Rigdon, 1993-94 (53-of-55)
Career967, Dylan Rigdon, 1992-94 (58-of-60)

Rebounds

Game	19, A.J. Bramlett, vs. Stanford, 2/28/98
	19, Derrick Williams, at Washington State, 1/22/11
Season	200, Ben Davis, 1995-96
Season Per Game	11.1, Ben Davis, 1995-96 (200 in 18 games)
Career	488, Kaleb Tarczewski, 2013-16

Personal Fouls

Season	71, Greg Cook, 1981-82 (18 games)
Season Per Game	3.9, Greg Cook, 1981-82 (71 in 18 games)
Season Disqualifications	7, Greg Cook, 1981-82 (18 games)
Career	185, Frank Smith, 1979-83 (72 games)

Assists

Game	17, Russell Brown, at California, 1/6/79
Half	11, Russell Brown, at California, 1/6/79 (1st)
Season	164, Russell Brown, 1978-79 (18 games)
Season Per Game	9.1, Russell Brown, 1978-79 (164 in 18 games)
Career	410, Russell Brown, 1978-81 (63 games)

Steals

Game	8, Bennett Davison, vs. Stanford, 2/28/98
Season	49, Hassan Adams, 2005-06 (18 games)
Season Per Game	2.7, Hassan Adams, 2005-06 (49 in 18 games)
Career	140, Hassan Adams, 2002-06 (72 games)

Blocked Shots

Game	14, Loren Woods, vs. Oregon, 2/3/00
Season	56, Loren Woods, 1999-2000
Career	161, Anthony Cook, 1986-89

Minutes Played

Game	55, Gabe York, at USC, 1/9/16 (4 ot)
Season	711, Steve Kerr, 1985-86 (18 games)
Career	2,565, Jason Gardner, 1999-2003 (72 games)

ARIZONA'S RING OF HONOR

A total of 22 Wildcats have earned entry into McKale Center's Ring of Honor, the display of names that begins in the southeast corner of the building's rafters. In order to join this elite group, players must meet at least one of the following six criteria: 1.) First-team All-America recognition by one or more of the major national organizations or media; 2.) Major national "player of distinction," i.e. the Wooden Award or other honor of significance; 3.) Pac-12 Player of the Year or Pac-12 Freshman of the Year; 4.) Arizona career leader in three or more major positive career categories at the conclusion of his collegiate career and must hold the career record for a minimum of five years (excluding single-game records); 5.) Ten or more years of experience in the NBA or selection as an All-Star or an All-Pro; 6.) Olympic medalist.

Here are the 22 players listed in order of enshrinement:

Bob Elliott, C, 1974-77
 Steve Kerr, G, 1984-88
 Sean Elliott, G/F, 1986-89
 Jud Buechler, F, 1987-90
 Sean Rooks, C, 1989-92
 Chris Mills, F/G, 1991-93
 Khalid Reeves, G, 1991-94
 Damon Stoudamire, G, 1992-95
 Miles Simon, G, 1995-98
 Jason Terry, G, 1996-99
 Mike Bibby, G, 1997-98
 Michael Wright, F, 1999-2001
 Richard Jefferson, F, 1999-2001
 Jason Gardner, G, 2000-03
 Luke Walton, F, 2000-03
 Salim Stoudamire, G, 2002-05
 Gilbert Arenas, G, 2000-01
 Channing Frye, C, 2002-05
 Chase Budinger, F, 2007-09
 Derrick Williams, F, 2010-11
 Andre Iguodala, F, 2003-04
 Aaron Gordon, F, 2014
 Nick Johnson, G, 2012-14
 Stanley Johnson, G, 2015

CAREER LEADERS



Points Scored

	Pts.	Player	Years
1.	2,555	Sean Elliott	1985-89
2.	2,131	Bob Elliott	1973-77
3.	1,984	Jason Gardner	1999-2003
4.	1,960	Salim Stoudamire	2001-05
5.	1,925	Khalid Reeves	1990-94
6.	1,849	Damon Stoudamire	1991-95
7.	1,818	Hassan Adams	2002-06
8.	1,791	Michael Dickerson	1994-98
9.	1,789	Channing Frye	2001-05
10.	1,765	Al Fleming	1972-76

Scoring Average

	Avg.	Player	Years
1.	23.9	Coniel Norman	1973-74
2.	19.9	Joe Skaisgir	1960-62
3.	19.2	Sean Elliott	1986-89
4.	18.7	Bill Warner	1969-71
	18.7	Bob Elliott	1974-77
6.	18.6	Eric Money	1972-74
7.	17.8	Ernie McCray	1957-60
	17.8	Derrick Williams	2009-11
9.	17.2	Chris Mills	1991-93
10.	17.0	Chase Budinger	2006-09

Field Goals

	FG	Player	Years
1.	892	Sean Elliott	1986-89
2.	808	Bob Elliott	1974-77
3.	750	Hassan Adams	2002-06
4.	707	Channing Frye	2001-05
5.	688	Al Fleming	1973-76
6.	668	Michael Dickerson	1994-98
7.	646	Khalid Reeves	1991-94
8.	629	Anthony Cook	1986-89
9.	615	Chris Mills	1991-93
	615	Salim Stoudamire	2001-05

Field Goal Attempts

	FGA	Player	Years
1.	1,750	Sean Elliott	1986-89
2.	1,512	Bob Elliott	1974-77
3.	1,503	Hassan Adams	2002-06
4.	1,460	Michael Dickerson	1994-98
5.	1,447	Jason Gardner	1999-2003
6.	1,349	Khalid Reeves	1991-94
7.	1,343	Damon Stoudamire	1992-95
8.	1,306	Salim Stoudamire	2001-02
9.	1,276	Chase Budinger	2006-09
10.	1,263	Bill Warner	1968-71

Field Goal Percentage (Min. 4 made per game)

	Pct.	Player (FG-FGA)	Years
1.	.613	Joseph Blair (470-767)	1992-96
2.	.605	Pete Williams (296-489)	1984-85
3.	.591	Brian Williams (325-550)	1990-91
4.	.586	Derrick Williams (388-662)	2009-11
5.	.583	Al Fleming (688-1181)	1973-76
6.	.578	Jordan Hill (494-855)	2006-09
7.	.575	Anthony Cook (629-1094)	1986-89
	.575	Michael Wright (527-917)	1998-2001
9.	.562	Channing Frye (707-1257)	2001-05
10.	.558	Sean Rooks (550-986)	1988-92

3-Point Field Goals

	FG	Player	Years
1.	342	Salim Stoudamire	2001-05
2.	318	Jason Gardner	1999-2003
3.	272	Damon Stoudamire	1992-95
4.	229	Gabe York	2013-16
5.	193	Jason Terry	1996-99
	193	Kyle Fogg	2008-12
7.	191	Matt Othick	1989-92
8.	190	Chase Budinger	2006-09
9.	186	Khalid Reeves	1991-94
10.	176	Miles Simon	1994-98

3-Point Field Goal Attempts

	FGA	Player	Years
1.	875	Jason Gardner	1999-2003
2.	747	Salim Stoudamire	2001-05
3.	677	Damon Stoudamire	1992-95
4.	569	Gabe York	2013-16
5.	514	Jason Terry	1996-99
6.	496	Chase Budinger	2006-09
7.	489	Khalid Reeves	1991-94
8.	485	Matt Othick	1989-92
9.	478	Kyle Fogg	2008-12
10.	470	Miles Simon	1994-98

3-Point Field Goal Percentage (Min. 100 att.)

	Pct.	Player (3FG-FGA)	Years
1.	.573	Steve Kerr (114-199)	1984-88
2.	.458	Salim Stoudamire (342-747)	2001-05
3.	.428	Sean Elliott (140-327)	1986-89
4.	.424	Harvey Mason (50-118)	1987-90
5.	.419	Matt Muehlebach (199-251)	1988-91
6.	.411	Craig McMillan (109-265)	1985-88
	.411	Brendon Lavender (108-263)	2008-12
8.	.404	Kyle Fogg (193-478)	2008-12
9.	.402	Gabe York (229-569)	2013-16
	.402	Damon Stoudamire (272-677)	1992-95

Free Throws

	FT	Player	Years
1.	623	Sean Elliott	1986-89
2.	516	Jason Gardner	1999-2003
3.	515	Bob Elliott	1974-77
4.	447	Khalid Reeves	1991-94
5.	436	Michael Wright	1998-2001
6.	405	Derrick Williams	2009-11
7.	402	Miles Simon	1994-98
8.	392	Sean Rooks	1988-92
9.	389	Al Fleming	1973-76
10.	388	Salim Stoudamire	2001-05

Free Throw Attempts

	FTA	Player	Years
1.	786	Sean Elliott	1986-89
2.	767	Bob Elliott	1974-77
3.	663	Jason Gardner	1999-2003
4.	590	Sean Rooks	1988-92
5.	586	Khalid Reeves	1991-94
6.	582	Michael Wright	1998-2001
7.	563	Derrick Williams	2009-11
8.	537	Ernie McCray	1957-60
9.	524	Miles Simon	1994-98
10.	522	Al Fleming	1973-76

Free Throw Percentage

	Pct.	Player (FT-FTA)	Years
1.	.872	Dylan Rigdon (95-109)	1993-94
2.	.870	Salim Stoudamire (388-446)	2001-05
3.	.855	Joe Nehls (271-317)	1976-80
4.	.839	Jerryd Bayless (187-223)	2007-08
	.839	Nic Wise (329-392)	2006-10
6.	.837	Bob Spahn (123-147)	1963-66
7.	.835	Lauri Markkanen (137-164)	2016-17
8.	.824	Mickey Foster (244-296)	1967-70
9.	.815	Steve Kerr (225-276)	1984-88
10.	.814	Warren Rustand (240-295)	1962-65

Rebounds

	Reb.	Player	Years
1.	1,190	Al Fleming	1973-76
2.	1,083	Bob Elliott	1974-77
3.	975	Channing Frye	2001-05
4.	879	Kaleb Tarczewski	2013-16
5.	861	Anthony Cook	1986-89
6.	837	Bill Reeves	1954-57
7.	832	Michael Wright	1998-2001
8.	824	Ernie McCray	1957-60
9.	817	A.J. Bramlett	1996-99
10.	808	Sean Elliott	1986-89

Rebound Average (Min. 250 rebounds)

	Avg.	Player	Years
1.	11.2	Joe Skaisgir	1960-62
2.	10.8	Ernie McCray	1957-60
3.	10.7	Bill Reeves	1954-57
4.	10.4	Al Fleming	1973-76
5.	9.9	Albert Johnson	1962-65
6.	9.5	Eddie Myers	1968-71
	9.5	Bob Elliott	1973-77
8.	9.2	Pete Williams	1983-85
9.	9.1	Bill Davis	1966-68
10.	8.4	Michael Wright	1998-2001

Assists

	No.	Player	Years
1.	810	Russell Brown	1978-81
2.	670	Mustafa Shakur	2004-07
3.	663	Damon Stoudamire	1992-95
4.	622	Jason Gardner	2000-03
5.	582	Luke Walton	2000-03
6.	560	Reggie Geary	1993-96
7.	552	Matt Othick	1989-92
8.	493	Jason Terry	1996-99
9.	458	Matt Muehlebach	1988-91
10.	455	Miles Simon	1995-98

Steals

	No.	Player	Years
1.	245	Jason Terry	1996-99
2.	238	Hassan Adams	2003-06
3.	225	Jason Gardner	2000-03
4.	208	Reggie Geary	1993-96
5.	200	Ken Lofton	1986-89
6.	187	Khalid Reeves	1991-94
7.	177	Russell Brown	1978-81
8.	174	Damon Stoudamire	1992-95
9.	167	Nic Wise	2007-10
10.	164	Mike Bibby	1997-98

Blocked Shots

	No.	Player	Years
1.	278	Anthony Cook	1986-89
2.	258	Channing Frye	2002-05
3.	186	Loren Woods	2000-01
4.	167	Ed Stokes	1990-93
5.	142	Sean Rooks	1989-92
6.	140	Jordan Hill	2007-09
7.	117	Kaleb Tarczewski	2013-16
8.	104	A.J. Bramlett	1996-99
9.	101	Joseph Blair	1993-96
10.	85	Hassan Adams	2003-06

Games Played

	GP	Player	Years
1.	139	Kyle Fogg	2009-12
	139	Solomon Hill	2010-13
3.	136	Jason Gardner	2000-03
	136	Jordin Mayes	2011-14
5.	135	Kaleb Tarczewski	2013-16
6.	133	Sean Elliott	1986-89
	133	Anthony Cook	1986-89
	133	Channing Frye	2002-05
9.	131	Jud Buechler	1987-90
	131	Mustafa Shakur	2004-07
11.	130	Michael Dickerson	1995-98
	130	Eugene Edgerson	1997-01
	130	Craig McMillan	1985-88
	130	Hassan Adams	2003-06

Games Started

	GS	Player	Years
1.	135	Jason Gardner	2000-03
2.	133	Sean Elliott	1986-89
3.	131	Kaleb Tarczewski	2013-16
4.	129	Mustafa Shakur	2004-07
	129	Solomon Hill	2010-13
6.	123	Anthony Cook	1986-89
7.	119	Channing Frye	2002-05
	119	Kyle Fogg	2009-12
9.	117	Salim Stoudamire	2002-05
10.	109	Craig McMillan	1985-88

Minutes Played

	Min.	Player	Years
1.	4,825	Jason Gardner	2000-03
2.	4,499	Sean Elliott	1986-89
3.	4,136	Steve Kerr	1984-88
4.	4,070	Mustafa Shakur	2004-07
5.	4,037	Anthony Cook	1986-89
6.	4,030	Solomon Hill	2010-13
7.	3,848	Salim Stoudamire	2002-05
8.	3,829	Kyle Fogg	2009-12
9.	3,686	Channing Frye	2002-05
10.	3,666	Damon Stoudamire	1992-95

Average Minutes Per Game (Min. 50 games played)

	Avg.	Player	Min.	GP	Years
1.	35.5	Jason Gardner	4,825	136	2000-03
2.	35.4	Chase Budinger	3,541	100	2007-09
3.	33.8	Sean Elliott	4,499	133	1986-89
4.	33.2	Russell Brown	3,552	107	1978-81
5.	32.4	Frank Smith	3,537	109	1980-83
	32.4	Mike Bibby	2,234	69	1997-98
7.	32.1	Steve Kerr	4,136	129	1984-88
8.	31.1	Mustafa Shakur	4,070	131	2004-07
9.	30.9	Loren Woods	1,699	55	2000-01
	30.9	Nick Johnson	3,337	108	2012-14

Most Wins In a Career (Must have played in each victory)

	Wins	Player	GP	Years
1.	110	Kaleb Tarczewski	135	2013-16
	110	Matt Muehlebach	128	1988-91
3.	107	Jason Gardner	136	2000-03
4.	106	Matt Othick	129	1989-92
5.	105	Gabe York	124	2013-16
	105	Jordin Mayes	136	2011-14
	105	Jud Buechler	131	1987-90
	105	Anthony Cook	133	1986-89
9th	104	Khalid Reeves	128	1991-94
	104	Sean Rooks	129	1989-92
11th	102	Michael Dickerson	129	1995-98
	102	Reggie Geary	127	1993-96

1,000 Points - 750 Rebounds Club

Points	Rebs.	Player	Years
1,349	824	Ernie McCray	1957-60
1,090	755	Albert Johnson	1962-65
1,765	1,190	Al Fleming	1972-76
2,131	1,083	Bob Elliott	1974-77
2,555	808	Sean Elliott	1986-89
1,590	861	Anthony Cook	1986-89
1,098	817	A.J. Bramlett	1996-99
1,491	832	Michael Wright	1998-01
1,789	975	Channing Frye	2002-05
1,208	760	Jordan Hill	2006-09
1,430	773	Solomon Hill	2009-13
1,185	879	Kaleb Tarczewski	2013-16

SINGLE-SEASON LEADERS



Points Scored

	Pts.	Player	Year
1.	848	Khalid Reeves	1993-94
2.	743	Sean Elliott	1987-88
3.	741	Derrick Williams	2010-11
4.	735	Sean Elliott	1988-89
5.	692	Jason Gardner	2001-02
6.	684	Damon Stoudamire	1994-95
7.	677	Bob Elliott	1974-75
8.	662	Salim Stoudamire	2004-05
9.	642	Michael Dickerson	1996-97
10.	639	Damon Stoudamire	1993-94

Scoring Average

	Avg.	Player	Year
1.	24.2	Khalid Reeves	1993-94
2.	24.0	Coniel Norman	1972-73
3.	23.9	Ernie McCray	1959-60
4.	23.8	Coniel Norman	1973-74
5.	23.3	Bob Elliott	1974-75
6.	22.8	Damon Stoudamire	1994-95
7.	22.2	Sean Elliott	1988-89
8.	21.9	Jason Terry	1998-99
9.	20.9	Bob Warner	1970-71
10.	20.4	Chris Mills	1991-93
	20.4	Jason Gardner	2001-02

Field Goals

	FG	Player	Year
1.	276	Khalid Reeves	1993-94
2.	273	Bob Elliott	1974-75
3.	264	Coniel Norman	1973-74
4.	263	Sean Elliott	1987-88
5.	252	Jordan Hill	2008-09
6.	242	Coniel Norman	1972-73
7.	241	Michael Dickerson	1997-98
8.	237	Sean Elliott	1988-89
	237	Anthony Cook	1988-89
10.	235	Herman Harris	1976-77

Field Goal Attempts

	FGA	Player	Year
1.	572	Khalid Reeves	1993-94
2.	565	Michael Dickerson	1996-97
3.	528	Leon Blevins	1949-50
4.	525	Coniel Norman	1973-74
5.	520	Joe Skaisgir	1961-62
6.	510	Herman Harris	1976-77
7.	507	Bob Elliott	1974-75
8.	494	Sean Elliott	1988-89
9.	490	Hassan Adams	2005-06
10.	484	Damon Stoudamire	1993-94

Field Goal Percentage (Min. 4 made per game)

	Pct.	Player (FG-FGA)	Year
1.	.667	Al Fleming (136-204)	1973-74
2.	.629	Anthony Cook (237-377)	1988-89
3.	.620	Jordan Hill (184-297)	2007-08
4.	.619	Brian Williams (195-315)	1990-91
5.	.618	Anthony Cook (201-325)	1987-88
6.	.607	Pete Williams (145-239)	1984-85
	.607	Jud Buechler (139-229)	1988-89
	.607	Joseph Blair (153-252)	1993-94
9.	.604	Pete Williams (151-250)	1983-84
10.	.599	Ed Stokes (94-157)	1989-90

3-Point Field Goals

	FG	Player	Year
1.	120	Salim Stoudamire	2004-05
2.	114	Steve Kerr	1987-88
3.	112	Damon Stoudamire	1994-95
4.	106	Jason Gardner	2001-02
5.	98	Gabe York	2015-16
6.	93	Damon Stoudamire	1993-94
7.	85	Khalid Reeves	1993-94
8.	78	Salim Stoudamire	2003-04
9.	77	Mike Bibby	1997-98
10.	76	Jason Terry	1998-99
	76	Jason Gardner	2000-01

3-Point Field Goal Attempts

	FGA	Player	Year
1.	276	Jason Gardner	2001-02
2.	265	Damon Stoudamire	1993-94
3.	241	Damon Stoudamire	1994-95
4.	238	Salim Stoudamire	2004-05
5.	233	Gabe York	2015-16
6.	224	Khalid Reeves	1993-94
7.	207	Jason Gardner	2000-01
8.	201	Mark Lyons	2012-13
9.	199	Steve Kerr	1987-88
	199	Mike Bibby	1997-98
	199	Jason Gardner	2002-03

3-Point Field Goal Percentage (Min. 40 att.)

	Pct.	Player (3FG-FGA)	Year
1.	.573	Steve Kerr (114-199)	1987-88
2.	.568	Derrick Williams (42-74)	2010-11
3.	.504	Salim Stoudamire (120-238)	2004-05
4.	.487	Brendon Lavender (55-113)	2011-12
5.	.483	Chris Mills (56-116)	1992-93
6.	.481	Nic Wise (47-77)	2007-08
7.	.475	Harvey Mason (19-40)	1987-88
8.	.471	Sean Elliott (41-87)	1987-88
9.	.465	Damon Stoudamire (112-241)	1994-95
10.	.463	Khalid Reeves (31-67)	1990-91

Free Throws

	FT	Player	Year
1.	247	Derrick Williams	2010-11
2.	211	Khalid Reeves	1993-94
3.	195	Sean Elliott	1988-89
4.	192	Jason Gardner	2001-02
5.	187	Jerryd Bayless	2007-08
6.	177	Ernie McCray	1959-60
7.	176	Sean Elliott	1987-88
8.	158	Derrick Williams	2009-10
9.	157	Michael Wright	2000-01
10.	155	Ryan Anderson	2015-16

Free Throw Attempts

	FTA	Player	Year
1.	331	Derrick Williams	2010-11
2.	264	Khalid Reeves	1993-94
3.	257	Ernie McCray	1959-60
4.	240	Jason Gardner	2001-02
5.	232	Sean Elliott	1988-89
	232	Derrick Williams	2009-10
7.	225	Bob Elliott	1975-76
8.	223	Jerryd Bayless	2007-08
9.	222	Sean Elliott	1987-88
10.	215	Sean Rooks	1991-92

Free Throw Percentage (Min. 2.0 made per game)

	Pct.	Player (FT-FTA)	Year
1.	.910	Salim Stoudamire (122-134)	2004-05
2.	.904	Salim Stoudamire (103-114)	2001-02
3.	.899	Steve Kerr (71-79)	1985-86
4.	.891	Dylan Rigdon (82-92)	1993-94
5.	.885	Joe Nehls (108-122)	1979-80
6.	.878	Nic Wise (137-156)	2009-10
7.	.872	Ivan Radenovic (150-172)	2006-07
8.	.864	Salim Stoudamire (70-81)	2002-03
9.	.859	Bob Spanh (73-85)	1965-66
10.	.856	Mark Lyons (125-146)	2012-13

Rebounds

	Reb.	Player	Years
1.	375	Jordan Hill	2008-09
2.	373	Leo Johnson	1950-51
3.	343	Bill Reeves	1955-56
	343	Al Fleming	1974-75
5.	341	Bob Elliott	1975-76
6.	334	Ryan Anderson	2015-16
7.	329	Al Fleming	1975-76
8.	314	Joe Skaisgir	1961-62
	314	Derrick Williams	2010-11
10.	313	Ben Davis	1995-96

Rebound Average (Min. 250 rebounds)

	Avg.	Player	Year
1.	13.2	Bill Reeves	1955-56
2.	12.5	Leo Johnson	1950-51
3.	12.2	Ernie McCray	1959-60
4.	12.1	Joe Skaisgir	1961-62
5.	11.8	Al Fleming	1974-75
6.	11.0	Albert Johnson	1963-64
	11.0	Jordan Hill	2008-09
8.	10.8	Phil Taylor	1976-77
9.	10.7	Bill Reeves	1956-57
	10.7	Ernie McCray	1957-58
	10.7	Bob Elliott	1973-74

Assists

	No.	Player	Year
1.	247	Russell Brown	1978-79
2.	238	T.J. McConnell	2014-15
3.	231	Reggie Geary	1995-96
4.	220	Damon Stoudamire	1994-95
5.	215	Mustafa Shakur	2006-07
6.	208	Damon Stoudamire	1993-94
7.	202	T.J. McConnell	2013-14
8.	200	Russell Brown	1979-80
9.	199	Mike Bibby	1997-98
10.	197	Russell Brown	1977-78

Steals

	No.	Player	Year
1.	87	Mike Bibby	1997-98
2.	85	Jason Terry	1996-97
3.	83	T.J. McConnell	2014-15
4.	82	Hassan Adams	2005-06
5.	80	Jason Terry	1998-99
6.	76	Mike Bibby	1996-97
7.	71	Gilbert Arenas	1999-2000
8.	69	Hassan Adams	2004-05
9.	68	Nick Johnson	2012-13
10.	67	Ken Lofton	1988-89
	67	Reggie Geary	1995-96

Blocked Shots

	No.	Player	Year
1.	102	Loren Woods	1999-2000
2.	85	Channing Frye	2004-05
3.	84	Anthony Cook	1988-89
	84	Loren Woods	2000-01
5.	75	Anthony Cook	1987-88
6.	69	Anthony Cook	1986-87
7.	63	Channing Frye	2003-04
8.	60	Channing Frye	2002-03
9.	58	Jordan Hill	2008-09
10.	56	Jordan Hill	2007-08

Games Played

	GP	Player	Year
1.	38	Sean Elliott	1987-88
	38	Tom Tolbert	1987-88
	38	Anthony Cook	1987-88
	38	Steve Kerr	1987-88
	38	Craig McMillan	1987-88
	38	Ken Lofton	1987-88
	38	Joe Turner	1987-88
	38	Derrick Williams	2010-11
	38	Lamont Jones	2010-11
	38	Kyle Fogg	2010-11
	38	Solomon Hill	2010-11
	38	Kevin Parrom	2010-11
	38	Jesse Perry	2010-11
	38	Jamelle Horne	2010-11
	38	Jordin Mayes	2010-11
	38	Brendon Lavender	2010-11
	38	Kyryl Natyazhko	2010-11
	38	Aaron Gordon	2013-14
	38	Rondae Hollis-Jefferson	2013-14
	38	Nick Johnson	2013-14
	38	T.J. McConnell	2013-14
	38	Gabe York	2013-14
	38	Brandon Ashley	2014-15
	38	Rondae Hollis-Jefferson	2014-15
	38	Stanley Johnson	2014-15
	38	T.J. McConnell	2014-15
	38	Elliott Pitts	2014-15
	38	Kaleb Tarczewski	2014-15

Games Started

	GS	Player	Year
1.	38	Sean Elliott	1987-88
	38	Tom Tolbert	1987-88
	38	Steve Kerr	1987-88
	38	Craig McMillan	1987-88
	38	Derrick Williams	2010-11
	38	Lamont Jones	2010-11
	38	Solomon Hill	2010-11
	38	Aaron Gordon	2013-14
	38	Nick Johnson	2013-14
	38	T.J. McConnell	2013-14
	38	Brandon Ashley	2014-15
	38	T.J. McConnell	2014-15

Minutes Played

	Min.	Player	Year
1.	1,317	Chase Budinger	2008-09
2.	1,298	Jason Gardner	2001-02
3.	1,273	Nic Wise	2008-09
4.	1,255	Nick Johnson	2013-14
5.	1,249	Sean Elliott	1987-88
6.	1,244	Jason Gardner	1999-2000
7.	1,239	Steve Kerr	1987-88
8.	1,228	Steve Kerr	1985-86
9.	1,225	T.J. McConnell	2013-14
10.	1,213	Jordan Hill	2008-09

Average Minutes Per Game

	Avg.	Player	Min.	GP	Year
1.	38.4	Steve Kerr	1,228	32	1985-86
2.	38.2	Jason Terry	1,107	29	1998-99
	38.2	Jason Gardner	1,298	34	2001-02
4.	37.6	Chase Budinger	1,317	35	2008-09
5.	37.4	Russell Brown	1,011	27	1978-79
6.	37.3	Joe Nehls	1,007	27	1978-79
7.	37.0	Frank Smith	1,000	27	1981-82
8.	36.7	Luke Walton	1,138	31	2001-02
9.	36.6	Jason Gardner	1,244	34	1999-2000
10.	36.4	Eddie Smith	1,018	28	1983-84
	36.4	Damon Stoudamire	1,092	30	1994-95
	36.4	Nic Wise	1,273	35	2008-09

Points

1.	Jerryd Bayless (2008)	592
2.	Coniel Norman (1973)	576
	Lauri Markkanen (2017)	576
4.	Gilbert Arenas (2000)	523
	Stanley Johnson (2015)	523
6.	Sean Elliott (1986)	499
7.	Eric Money (1973)	492
8.	Derrick Williams (2010)	486
9.	Chase Budinger (2007)	484
10.	Aaron Gordon (2014)	470

Points per Game

1.	Coniel Norman (1973)	24.0
2.	Jerryd Bayless (2008)	19.7
3.	Eric Money (1973)	18.9
4.	Bob Elliott (1974)	16.5
5.	Derrick Williams (2010)	15.7
6.	Sean Elliott (1986)	15.6
	Chase Budinger (2007)	15.6
	Lauri Markkanen (2017)	15.6
9.	Gilbert Arenas (2000)	15.4
10.	Allonzo Trier (2016)	14.8

Field Goals Made

1.	Coniel Norman (1973)	242
2.	Eric Money (1973)	197
3.	Aaron Gordon (2014)	189
4.	Sean Elliott (1986)	187
	Gilbert Arenas (2000)	187
6.	Lauri Markkanen (2017)	185
7.	Chase Budinger (2007)	176
8.	Stanley Johnson (2015)	174
9.	Jerryd Bayless (2008)	173
10.	Derrick Williams (2010)	162

Field Goal Attempts

1.	Coniel Norman (1973)	476
2.	Eric Money (1973)	415
3.	Gilbert Arenas (2000)	413
4.	Stanley Johnson (2015)	390
5.	Sean Elliott (1986)	385
6.	Aaron Gordon (2014)	382
7.	Jerryd Bayless (2008)	378
8.	Lauri Markkanen (2017)	376
9.	Chase Budinger (2007)	363
10.	Marcus Williams (2006)	351

Field Goal Percentage (min. 100 FG)

1.	Channing Frye (2002)	.595
2.	Derrick Williams (2010)	.574
3.	Michael Wright (1999)	.556
4.	Al Fleming (1973)	.537
5.	Mustafa Shakur (2004)	.519
6.	Coniel Norman (1973)	.508
7.	Frank Smith (1980)	.502
8.	Richard Jefferson (1999)	.495
	Aaron Gordon (2014)	.495
10.	Lauri Markkanen (2017)	.492

Three-Point Field Goals Made

1.	Salim Stoudamire (2002)	73
2.	Jason Gardner (2000)	70
3.	Lauri Markkanen (2017)	69
4.	Mike Bibby (1997)	67
5.	Jerryd Bayless (2008)	59
6.	Chase Budinger (2007)	50
7.	Rawle Alkins (2017)	44
8.	Stanley Johnson (2015)	43
9.	Allonzo Trier (2016)	40
	Nick Johnson (2012)	40

Three-Point Field Goal Attempts

1.	Jason Gardner (2000)	193
2.	Mike Bibby (1997)	170
3.	Lauri Markkanen (2017)	163
4.	Salim Stoudamire (2002)	161
5.	Jerryd Bayless (2008)	145
6.	Chase Budinger (2007)	136
7.	Gilbert Arenas (2000)	130
8.	Nick Johnson (2012)	125
9.	Rawle Alkins (2017)	119
10.	Stanley Johnson (2015)	116

Three-Point Field Goal Percentage (min. 20 3FG)

1.	Khlaidd Reeves (1991)	.463
2.	Salim Stoudamire (2002)	.453
	Jordin Mayes (2011)	.453
4.	Miles Simon (1995)	.446
5.	Marcus Williams (2006)	.435
6.	Lauri Markkanen (2017)	.423
7.	Jerryd Bayless (2008)	.407
8.	Damon Stoudamire (1992)	.406
9.	Grant Jerrett (2013)	.405
10.	Mike Bibby (1997)	.394

Free Throws Made

1.	Jerryd Bayless (2008)	187
2.	Derrick Williams (2010)	158
3.	Lauri Markkanen (2017)	137
4.	Michael Wright (1999)	134
5.	Stanley Johnson (2015)	132
6.	Sean Elliott (1986)	127
7.	Jason Gardner (2000)	121
8.	Allonzo Trier (2016)	115
9.	Bob Elliott (1974)	113
10.	Gilbert Arenas (2000)	111

Free Throws Attempted

1.	Derrick Williams (2010)	232
2.	Jerryd Bayless (2008)	223
3.	Michael Wright (1999)	182
4.	Aaron Gordon (2014)	180
5.	Stanley Johnson (2015)	178
6.	Sean Elliott (1986)	167
7.	Jason Gardner (2000)	166
8.	Lauri Markkanen (2017)	164
9.	Bob Elliott (1974)	157
10.	Rondae Hollis-Jefferson (2014)	151

Free Throw Percentage (min. 50 FT)

1.	Salim Stoudamire (2002)	.904
2.	Chase Budinger (2007)	.845
3.	Jerryd Bayless (2008)	.839
4.	Lauri Markkanen (2017)	.835
5.	Coniel Norman (1973)	.829
6.	Matt Othick (1989)	.824
7.	Eric Money (1973)	.803
8.	Allonzo Trier (2016)	.793
9.	Kyle Fogg (2009)	.786
10.	Richard Jefferson (1999)	.776

Total Rebounds

1.	Aaron Gordon (2014)	303
2.	Bob Elliott (1974)	278
3.	Lauri Markkanen (2017)	266
4.	Al Fleming (1973)	257
5.	Michael Wright (1999)	254
6.	Stanley Johnson (2015)	247
7.	Derrick Williams (2010)	219
8.	Rondae Hollis-Jefferson (2014)	215
9.	Channing Frye (2002)	214
10.	Kaleb Tarczewski (2013)	212

Rebounds per Game

1.	Bob Elliott (1974)	10.7
2.	Al Fleming (1973)	9.9
3.	Michael Wright (1999)	8.8
4.	Aaron Gordon (2014)	8.0
5.	Lauri Markkanen (2017)	7.2
6.	Derrick Williams (2010)	7.1
7.	Stanley Johnson (2015)	6.5
8.	Channing Frye (2002)	6.3
9.	George Hawthorne (1979)	6.1
	Kaleb Tarczewski (2013)	6.1

Assists

1.	Russell Brown (1978)	197
2.	Mike Bibby (1997)	178
3.	Jason Gardner (2000)	162
4.	Mustafa Shakur (2004)	147
5.	Luke Walton (2000)	131
6.	Jerryd Bayless (2008)	121
7.	Khalid Reeves (1991)	103
8.	Eric Money (1973)	96
9.	Reggie Geary (1993)	94
10.	Nick Johnson (2012)	85

Steals

1.	Mike Bibby (1997)	76
2.	Gilbert Arenas (2000)	71
3.	Stanley Johnson (2015)	57
4.	Jason Gardner (2000)	55
5.	Andre Iguodala (2003)	47
6.	Michael Tait (1984)	42
	Hassan Adams (2003)	42
8.	Russell Brown (1978)	38
9.	Khalid Reeves (1991)	36
	Luke Walton (2000)	36

Blocks

1.	Anthony Cook (1986)	50
	Channing Frye (2002)	50
3.	Ed Stokes (1990)	49
4.	Rondae Hollis-Jefferson (2014)	40
5.	Aaron Gordon (2014)	39
6.	Grant Jerrett (2013)	33
7.	Angelo Chol (2012)	29
8.	Jordan Hill (2007)	26
9.	Kaleb Tarczewski (2013)	23
10.	Luke Walton (2000)	21

Games Played

1.	Jordin Mayes (2011)	38
	Aaron Gordon (2014)	38
	Rondae Hollis-Jefferson (2014)	38
	Stanley Johnson (2015)	38
5.	Rawle Alkins (2017)	37
	Lauri Markkanen (2017)	37
	Kobi Simmons (2017)	37
	Jawann McClellan (2005)	37
9.	Dusan Ristic (2015)	36
10.	Khalid Reeves (1991)	35
	Kyle Fogg (2009)	35
	Angelo Chol (2012)	35
	Nick Johnson (2012)	35
	Brandon Ashley (2013)	35
	Kaleb Tarczewski (2013)	35

Games Started

1.	Aaron Gordon (2014)	38
2.	Lauri Markkanen (2017)	37
	Stanley Johnson (2015)	37
4.	Rawle Alkins (2017)	36
5.	Kaleb Tarczewski (2013)	35
6.	Mike Bibby (1997)	34
7.	Jason Gardner (2000)	33
8.	Sean Elliott (1986)	32
9.	Gilbert Arenas (2000)	31
	Chase Budinger (2007)	31

Minutes Played

1.	Jason Gardner (2000)	1,244
2.	Aaron Gordon (2014)	1,187
3.	Lauri Markkanen (2017)	1,140
4.	Mike Bibby (1997)	1,110
5.	Gilbert Arenas (2000)	1,093
6.	Stanley Johnson (2015)	1,081
7.	Sean Elliott (1986)	1,079
8.	Jerryd Bayless (2008)	1,072
9.	Rawle Alkins (2017)	1,037
10.	Chase Budinger (2007)	1,024

Minutes per Game

1.	Jason Gardner (2000)	36.6
2.	Jerryd Bayless (2008)	35.7
3.	Sean Elliott (1986)	33.7
4.	Russell Brown (1978)	33.6
5.	Chase Budinger (2007)	33.0
6.	Mike Bibby (1997)	32.6
7.	Gilbert Arenas (2000)	32.1
8.	Aaron Gordon (2014)	31.2
9.	Lauri Markkanen (2017)	30.8
10.	Mustafa Shakur (2004)	30.2

Double-Doubles (Pts/Rebs.)

1.	Al Fleming (1973)	12
	Michael Wright (1999)	12
3.	Bob Elliott (1974)	11
4.	Aaron Gordon (2014)	8
5.	Frank Smith (1980)	6
	Channing Frye (2002)	6
	Lauri Markkanen (2017)	6
8.	Chase Budinger (2007)	5
9.	Derrick Williams (2010)	4
10.	George Hawthorne (1979)	3
	Anthony Cook (1987)	3
	Jordan Hill (2007)	3
	Stanley Johnson (2015)	3

30-Point Games

1.	Coniel Norman (1973)	6
2.	Jerryd Bayless (2008)	4
3.	Eric Money (1973)	3
4.	Chase Budinger (2007)	2
5.	Bob Elliott (1974)	1
	George Hawthorne (1979)	1
	Lauri Markkanen (2017)	1

20-Point Games

1.	Coniel Norman (1973)	17
2.	Jerryd Bayless (2008)	16
3.	Eric Money (1973)	13
4.	Derrick Williams (2010)	9
	Lauri Markkanen (2017)	9
6.	Bob Elliott (1974)	8
	Sean Elliott (1986)	8
	Allonzo Trier (2016)	8
9.	Gilbert Arenas (2000)	7
10.	Mike Bibby (1997)	6
	Chase Budinger (2007)	6

Double-Digit Scoring Games

1.	Gilbert Arenas (2000)	31
	Lauri Markkanen (2017)	31
3.	Stanley Johnson (2015)	30
4.	Derrick Williams (2010)	28
	Aaron Gordon (2014)	28
6.	Sean Elliott (1986)	27
	Jerryd Bayless (2008)	27
8.	Chase Budinger (2007)	26
9.	Mike Bibby (1997)	25
10.	Jason Gardner (2000)	25

Points In A Game

1.	Jerryd Bayless vs. Arizona State (2/10/08).....	39
2.	Coniel Norman vs. BYU (2/24/73).....	38
	Bob Elliott vs. Arizona State (2/2/74).....	38
4.	Eric Money vs. Cal State Bakersfield (11/29/72).....	37
	Coniel Norman vs. Wyoming (2/1/73).....	37
	Eric Money vs. Arizona State (2/17/73).....	37
7.	Coniel Norman vs. New Mexico (1/6/73).....	34
8.	Jerryd Bayless at Houston (1/12/08).....	33
	Jerryd Bayless vs. California (2/14/08).....	33
10.	Chase Budinger vs. NAU (11/15/06).....	32
11.	Coniel Norman vs. UC Santa Barbara (1/18/73).....	31
	Coniel Norman at NAU (1/20/73).....	31
	Jerryd Bayless vs. Stanford (3/2/97).....	31
14.	Eric Money at BYU (1/25/73).....	30
	George Hawthorne vs. Grand Canyon (12/13/78).....	30
	Chase Budinger at Oregon (2/10/07).....	30
	Lauri Markkanen vs. Arizona State (1/12/17).....	30

Made Field Goals In A Game

1.	Coniel Norman vs. Wyoming (2/1/73).....	17
2.	Coniel Norman vs. BYU (2/24/73).....	16
3.	Eric Money vs. Cal State Bakersfield (11/29/72).....	14
	George Hawthorne vs. Grand Canyon (12/13/78).....	14
5.	Coniel Norman vs. New Mexico (1/6/73).....	13
	Coniel Norman vs. UC Santa Barbara (1/18/73).....	13
	Coniel Norman at NAU (1/20/73).....	13
	Eric Money at BYU (1/25/73).....	13
	Eric Money vs. Arizona State (2/17/73).....	13
	Bob Elliott vs. SMU (12/29/73).....	13

Field Goal Attempts In A Game

1.	Coniel Norman vs. BYU (2/24/73).....	27
2.	Bob Elliott vs. SMU (12/29/73).....	26
3.	Bob Elliott vs. Arizona State (2/2/74).....	24
4.	Coniel Norman vs. Wyoming (2/1/73).....	22
	George Hawthorne vs. Grand Canyon (12/13/78).....	22
	Lauri Markkanen vs. UCLA (3/10/17).....	22
7.	Coniel Norman vs. UC Santa Barbara (1/18/73).....	21
	Chase Budinger at Oregon (2/10/07).....	21
9.	Eric Money vs. Cal State Bakersfield (11/29/72).....	20
	Coniel Norman vs. New Mexico (1/6/73).....	20
	Eric Money at BYU (1/25/73).....	20
	Gilbert Arenas at USC (1/22/00).....	20
	Gilbert Arenas vs. USC (2/17/00).....	20
	Gilbert Arenas vs. Arizona State (2/26/00).....	20

Field Goal Percentage In A Game (Min. 12 attempts)

1.	Gilbert Arenas at Washington State (2/12/00).....	.786 (11-14)
2.	Coniel Norman vs. Wyoming (2/1/73).....	.772 (16-22)
3.	Gilbert Arenas at Arizona State (1/26/00).....	.769 (10-13)
	Channing Frye vs. Stanford (2/2/02).....	.769 (10-13)
	Aaron Gordon at Colorado (2/22/14).....	.769 (10-13)
6.	Coniel Norman at NAU (1/20/73).....	.765 (13-17)
7.	Khalid Reeves at Oregon (3/2/91).....	.750 (9-12)
8.	Chase Budinger vs. NAU (11/15/06).....	.733 (11-15)
9.	Eric Money vs. Cal State Bakersfield (11/29/72).....	.700 (14-20)
10.	Marcus Williams vs. Stanford (1/19/06).....	.692 (9-13)

Made Three-Point Field Goals In A Game

1.	Mike Bibby vs. North Carolina (3/29/97).....	6
	Salim Stoudamire vs. UConn (1/26/02).....	6
	Jerryd Bayless vs. Arizona State (2/10/08).....	6
4.	Khalid Reeves vs. California (2/21/91).....	5
	Damon Stoudamire vs. USC (1/9/92).....	5
	Mike Bibby vs. Washington (3/2/97).....	5
	Salim Stoudamire vs. Pepperdine (12/28/01).....	5
	Salim Stoudamire vs. USC (3/9/02).....	5
	Chase Budinger vs. NAU (11/15/06).....	5
	Jerryd Bayless vs. Washington (1/26/08).....	5
	Jerryd Bayless vs. California (2/14/08).....	5
	Lauri Markkanen vs. Texas Southern (11/30/16).....	5
	Lauri Markkanen at USC (1/19/17).....	5

Three-Point Field Goal Attempts In A Game

1.	Mike Bibby vs. North Carolina (3/29/97).....	11
2.	Mike Bibby at Oregon (2/20/97).....	10
	Jason Gardner vs. Michigan State (12/11/99).....	10
	Jerryd Bayless at California (1/19/08).....	10
	Jerryd Bayless vs. Arizona State (2/10/08).....	10
	Allonzo Trier at USC (1/9/16).....	10
	Lauri Markkanen vs. UCLA (3/10/17).....	10
8.	Jason Gardner at USC (1/22/00).....	9
	Jason Gardner vs. Oregon State (2/5/00).....	9
	Jason Gardner at Oregon (3/4/00).....	9
	Salim Stoudamire vs. UConn (1/26/02).....	9
	Salim Stoudamire vs. Kansas (12/1/01).....	9
	Salim Stoudamire vs. Pepperdine (12/28/01).....	9
	Will Bynum vs. UCLA (1/19/02).....	9
	Will Bynum vs. California (3/2/02).....	9
	Jerryd Bayless vs. California (2/14/08).....	9

Three-Point Field Goal Percentage In A Game (Min. 6 attempts)

1.	Mike Bibby vs. Washington (3/2/97).....	.833 (5-6)
	Salim Stoudamire vs. USC (3/9/02).....	.833 (5-6)
	Chase Budinger vs. NAU (11/15/06).....	.833 (5-6)
	Jerryd Bayless vs. Washington (1/26/08).....	.833 (5-6)
	Lauri Markkanen vs. Texas Southern (11/30/16).....	.833 (5-6)
	Lauri Markkanen at USC (1/19/17).....	.833 (5-6)
7.	Salim Stoudamire vs. UConn (1/26/02).....	.667 (6-9)
	Mike Bibby vs. Oregon (1/25/97).....	.667 (4-6)
	Jason Gardner at Texas (12/4/99).....	.667 (4-6)
	Salim Stoudamire vs. UCLA (1/19/02).....	.667 (4-6)
	Salim Stoudamire vs. USC (2/16/02).....	.667 (4-6)
	Kyle Fogg vs. Houston (1/24/09).....	.667 (4-6)
	Rawle Alkins vs. CSU Bakersfield (11/15/16).....	.667 (4-6)
	Lauri Markkanen vs. UC Irvine (12/6/16).....	.667 (4-6)

Made Free Throws In A Game

1.	Jerryd Bayless at Houston (1/12/08).....	18
2.	Jerryd Bayless vs. Stanford (2/16/08).....	16
3.	Michael Wright vs. USC (3/4/99).....	14
	Allonzo Trier vs. Bradley (11/16/15).....	14
	Bob Elliott vs. Arizona State (2/2/74).....	14
6.	Derrick Williams vs. Wisconsin (11/23/09).....	13
7.	Marcus Williams vs. Villanova (3/19/06).....	12
8.	Eric Money vs. Arizona State (2/17/73).....	11
	Derrick Williams at USC (12/31/09).....	11
10.	Sean Elliott at UCLA (3/3/86).....	10
	Michael Wright at Oregon (1/21/99).....	10
	Jason Gardner at UCLA (1/20/00).....	10
	Gilbert Arenas vs. UCLA (2/19/00).....	10
	Gilbert Arenas vs. California (3/11/00).....	10
	Channing Frye vs. Oregon State (12/20/01).....	10
	Jerryd Bayless vs. Texas A&M (12/2/07).....	10
	Jerryd Bayless vs. California (2/14/08).....	10
	Jerryd Bayless at Oregon State (3/6/08).....	10

Free Throw Attempts In A Game

1.	Derrick Williams vs. Wisconsin (11/23/09).....	21
2.	Bob Elliott vs. Arizona State (2/2/74).....	20
	Jerryd Bayless at Houston (1/12/08).....	20
4.	Michael Wright vs. USC (3/4/99).....	18
5.	Jerryd Bayless vs. Stanford (2/16/08).....	16
6.	Marcus Williams vs. Villanova (3/19/06).....	15
7.	Eric Money vs. Arizona State (2/17/73).....	14
	Bob Elliott at Utah (2/23/74).....	14
	Sean Elliott vs. Arizona State (1/4/86).....	14
	Derrick Williams vs. Lipscomb (12/21/09).....	14
	Allonzo Trier vs. Bradley (11/16/15).....	14

Free Throw Percentage In A Game (Min. 10 attempts)

1.	Jerryd Bayless vs. Stanford (2/16/08).....	100.00 (16-16)
	Allonzo Trier vs. Bradley (1/16/15).....	100.00 (14-14)
	Michael Wright at Oregon (1/21/99).....	100.00 (10-10)
	Channing Frye vs. Oregon State (12/20/01).....	100.00 (10-10)
	Jerryd Bayless vs. Texas A&M (12/2/07).....	100.00 (10-10)
	Jerryd Bayless at Oregon State (3/6/08).....	100.00 (10-10)
7.	Derrick Williams at USC (12/31/09).....	.917 (11-12)
8.	Gilbert Arenas vs. California (3/11/00).....	.909 (10-11)
9.	Jerryd Bayless at Houston (1/12/08).....	.900 (18-20)
10.	Eric Money vs. Cal State Bakersfield (11/29/72).....	.900 (9-10)
	Michael Wright at BYU (11/28/98).....	.900 (9-10)
	Gilbert Arenas vs. Arizona State (2/26/00).....	.900 (9-10)
	Jerryd Bayless vs. Stanford (3/13/08).....	.900 (9-10)
	Allonzo Trier vs. UCLA (2/12/16).....	.900 (9-10)
	Lauri Markkanen vs. Saint Mary's (3/18/17).....	.900 (9-10)

Rebounds In A Game

1.	Bob Elliott vs. Arizona State (2/2/74).....	25
2.	Al Fleming vs. San Diego (12/12/72).....	23
3.	Bob Elliott vs. Illinois (11/30/73).....	19
4.	Al Fleming at Wyoming (3/3/73).....	18
	Aaron Gordon vs. Wisconsin (3/29/14).....	18
6.	Bob Elliott vs. SMU (12/29/73).....	17
	Michael Wright at New Mexico (1/16/99).....	17
8.	Al Fleming vs. Northern Illinois (12/16/72).....	16
	Bob Elliott vs. San Diego State (12/11/73).....	16
	Bob Elliott at Utah (1/19/74).....	16
	Channing Frye vs. Oregon State (1/6/02).....	16

Assists In A Game

1.	Russell Brown at Utah (1/21/78).....	15
2.	Russell Brown at Wyoming (2/24/78).....	13
3.	Russell Brown vs. Houston (12/9/77).....	12
	Luke Walton vs. Stanford (3/9/00).....	12
5.	Mike Bibby vs. Robert Morris (12/28/96).....	11
	Jason Gardner vs. UCLA (2/19/00).....	11
	Mustafa Shakur vs. Arizona State (3/7/04).....	11
8.	Russell Brown at Illinois (11/28/77).....	10
	Russell Brown vs. Purdue (12/10/77).....	10
	Russell Brown vs. Arizona State (3/4/78).....	10
	Mike Bibby at New Mexico (11/30/96).....	10
	Mike Bibby vs. Jackson State (12/14/96).....	10

Steals In A Game

1.	Mike Bibby vs. Texas (12/9/96).....	8
2.	Jason Gardner vs. UCLA (2/19/00).....	7
3.	Eddie Smith vs. Stanford (2/4/84).....	5
	Khalid Reeves vs. Oregon (3/9/91).....	5
	Jason Terry at Arizona State (2/7/96).....	5
	Gilbert Arenas vs. Kansas State (11/16/99).....	5
	Gilbert Arenas vs. Kentucky (11/26/99).....	5
	Jason Gardner vs. BYU (12/1/99).....	5
	Gilbert Arenas at California (1/6/00).....	5
	Luke Walton vs. USC (2/17/00).....	5
	Josiah Turner vs. Arizona State (12/31/11).....	5

Blocks In A Game

1.	Grant Jerrett at Oregon State (1/12/13).....	6
2.	Channing Frye at Michigan State (12/15/01).....	5
	Channing Frye vs. Pepperdine (12/28/01).....	5
	Channing Frye vs. Wyoming (3/16/02).....	5
	Jordan Hill vs. Washington (2/3/07).....	5
	Aaron Gordon vs. Weber State (3/21/14).....	5
7.	Anthony Cook vs. Boston College (12/28/85).....	4
	Anthony Cook vs. Stanford (1/9/86).....	4
	Anthony Cook vs. Oregon State (1/23/86).....	4
	Ed Stokes at Washington State (2/1/90).....	4
	Ed Stokes vs. USC (2/8/90).....	4
	Ed Stokes vs. UCLA (2/10/90).....	4
	Andre Iguodala vs. Arizona State (2/22/03).....	4
	Angelo Chol at Stanford (2/14/12).....	4
	Nick Johnson vs. UCLA (3/8/12).....	4
	Kaleb Tarczewski vs. Long Beach State (11/19/12).....	4
	Grant Jerrett at Washington State (2/2/13).....	4
	Grant Jerrett vs. Colorado (3/14/13).....	4
	Aaron Gordon vs. Cal Poly (11/8/13).....	4
	Rondae Hollis-Jefferson vs. Gonzaga (3/23/14).....	4

Minutes Played In A Game

1.	Allonzo Trier at USC (1/9/16).....	53
2.	Anthony Cook vs. California (1/12/86).....	48
	Sean Elliott vs. California (1/12/86).....	48
4.	Aaron Gordon at Arizona State (2/14/14).....	46
5.	Jason Gardner at Oregon State (3/2/00).....	45
	Rondae Hollis-Jefferson at Arizona State (2/14/14).....	45
7.	Gilbert Arenas at Oregon State (3/2/00).....	44
	Channing Frye vs. Stanford (2/2/02).....	44
	Marcus Williams at Washington (12/31/05).....	44
10.	Solomon Hill vs. USC (3/6/10).....	43

Most Points In NCAA Debut

1.	Eric Money vs. Cal State Bakersfield (11/29/72).....	37
2.	Frank Smith at Houston (11/30/79).....	25
3.	Bob Elliott vs. Illinois (11/30/73).....	22
	Mike Bibby at North Carolina (11/22/96).....	22
	Hassan Adams vs. Western Kentucky (11/23/02).....	22
6.	Coniel Norman at San Francisco (12/2/72).....	20
7.	Jerryd Bayless vs. NAU (11/13/07).....	18
	Kobi Simmons vs. Michigan State (11/11/16).....	18
9.	Ivan Radenovic vs. Liberty (12/28/03).....	17
	Chase Budinger at Virginia (11/12/06).....	17
	Solomon Hill vs. NAU (11/15/09).....	17

CAREER SCORING LEADERS



1,000 Point Club

Name	Years	G	FG-FGA	3FG-A	FT-FTA	Pts.	Avg.
1. Sean Elliott	1986-89	133	896-1750	140-327	623-786	2555	19.2
2. Bob Elliott	1974-77	114	808-1512	—	515-767	2131	18.7
3. Jason Gardner	1999-2003	136	575-1446	318-875	516-663	1984	14.6
4. Salim Stoudamire	2001-05	129	615-1306	342-747	388-446	1960	15.2
5. Khalid Reeves	1991-94	128	646-1349	186-489	447-586	1925	15.0
6. Damon Stoudamire	1992-95	123	614-1343	272-677	349-434	1849	15.0
7. Hassan Adams	2002-06	130	750-1503	75-241	243-345	1818	14.0
8. Michael Dickerson	1994-98	130	668-1460	153-436	302-415	1791	13.8
9. Channing Frye	2001-05	133	707-1257	6-23	369-486	1789	13.5
10. Al Fleming	1973-76	114	688-1181	—	389-522	1765	15.5
11. Chase Budinger	2006-09	100	599-1276	190-496	309-395	1697	17.0
12. Miles Simon	1994-98	114	543-1172	176-470	402-524	1664	14.6
13. Chris Mills	1991-93	94	615-1194	126-327	263-335	1619	17.2
14. Anthony Cook	1986-89	133	629-1094	0-2	332-515	1590	12.0
15. Sean Rooks	1988-92	129	550-986	5-9	392-590	1497	11.6
16. Michael Wright	1998-2001	99	527-917	1-6	436-582	1491	15.1
17. Bill Warner	1969-71	78	582-1263	—	298-428	1462	18.7
18. Jason Terry	1996-99	129	489-1105	193-514	290-370	1461	11.3
19. Steve Kerr	1984-88	129	553-1004	114-199	225-276	1445	10.4
20. Solomon Hill	2009-13	139	487-1012	115-307	341-458	1430	10.3
21. Joe Nehls	1976-80	84	569-1200	—	271-317	1409	16.8
22. Ernie McCray	1958-60	76	510-1175	—	329-537	1349	17.8
23. Kyle Fogg	2008-12	139	404-983	193-478	340-441	1341	9.6
24. Nick Johnson	2012-14	108	441-1048	144-401	307-418	1333	12.3
25. Frank Smith	1980-83	109	530-992	—	269-448	1329	12.2
26. Mustafa Shakur	2003-07	131	447-990	100-282	324-412	1318	10.1
27. Ivan Radenovic	2003-07	122	450-966	58-183	342-426	1300	10.7
28. Nic Wise	2006-10	115	398-951	160-405	329-392	1285	11.2
29. Link Richmond	1943-49	118	525-1250	—	196-(n/a)	1246	10.6
30. Derrick Williams	2009-11	69	388-662	46-90	405-563	1227	17.8
31. Ed Nymeyer	1956-58	78	437-953	—	351-495	1225	15.7
32. Jordan Hill	2006-09	97	494-855	0-0	220-346	1208	12.5
33. Coniel Norman	1973-74	50	506-1001	—	182-235	1194	23.9
34. Kaleb Tarczewski	2013-16	135	415-740	0-0	355-504	1185	8.8
35. Luke Walton	1999-2003	129	420-985	65-229	274-400	1179	9.1
36. Ray Owes	1992-95	120	459-912	32-90	228-369	1178	9.8
37. Craig McMillan	1985-88	130	414-876	109-265	211-268	1174	8.4
38. Herman Harris	1974-77	93	521-1129	—	116-176	1158	12.5
39. Jud Buechler	1987-90	131	439-802	40-105	226-304	1144	8.7
40. Gabe York	2013-16	124	379-915	229-569	156-208	1143	9.2
41. Phil Taylor	1975-78	106	482-926	—	163-274	1127	11.1
42. Gilbert Arenas	1999-2001	70	395-847	107-296	208-282	1105	15.8
43. A.J. Bramlett	1996-99	127	435-828	0-1	228-416	1098	8.6
44. Albert Johnson	1962-65	78	391-935	—	308-416	1090	13.9
45. Joseph Blair	1992-96	104	470-767	0-1	146-316	1086	10.4
46. Mike Bibby	1996-98	69	360-789	144-369	197-270	1061	15.4
47. Matt Othick	1989-92	129	298-700	191-485	268-350	1055	8.2
48. Roger Johnson	1950-53	85	401-1021	—	244-390	1046	12.3
49. Joe Skaisgir	1961-62	52	407-977	—	220-325	1034	19.8
50. Matt Muehlebach	1987-91	128	322-679	163-389	199-251	1006	7.9

1976-77	Herman Harris	F	27	235-510	—	73-96	543	20.0
1970-71	Bill Warner	F	26	209-459	—	125-187	543	20.9
2005-06	Hassan Adams	G	31	234-490	17-65	58-95	543	17.5
1987-88	Tom Tolbert	C	38	192-351	1-2	151-186	536	14.1
1980-81	Ron Davis	F	27	228-457	—	73-107	529	19.6
1969-70	Bill Warner	F	26	216-445	—	97-130	529	20.3
1961-62	Joe Skaisgir	F	26	208-520	—	113-156	529	20.3
1987-88	Anthony Cook	F	38	201-325	0-1	126-176	528	13.9
1975-76	Al Fleming	F	33	207-354	—	113-152	527	16.0
1999-00	Michael Wright	F	34	190-334	1-1	145-203	526	15.5
1999-00	Gilbert Arenas	G	34	187-413	38-130	111-148	523	15.4
2014-15	Stanley Johnson	F	38	174-390	43-116	132-178	523	13.8
1979-80	Joe Nehls	G	27	207-425	—	108-122	522	19.3
1978-79	Larry Demic	C	27	213-373	—	96-151	522	19.3
1978-79	Joe Nehls	G	27	203-458	—	109-133	515	19.1
2003-04	Hassan Adams	F	30	200-369	38-99	77-105	515	17.2
2015-16	Gabe York	G	34	177-419	98-233	59-78	511	15.0
2015-16	Ryan Anderson	F	33	174-319	2-7	155-208	505	15.3
1980-81	Joe Skaisgir	F	26	199-457	—	107-169	505	19.4
1991-92	Sean Rooks	C	31	181-323	3-5	140-215	505	16.3
1991-92	Chris Mills	F	31	198-391	28-89	80-103	504	16.3
1984-85	Eddie Smith	F	31	174-322	—	152-207	500	16.1

400-499 Points In One Season

Season	Name	Pos.	G	FG-FGA	3FG-A	FT-FTA	Pts.	Avg.
1985-86	Sean Elliott	F	32	187-385	—	127-167	499	15.6
2006-07	Marcus Williams	F	30	196-397	23-80	82-118	497	16.6
1972-73	Eric Money	F	26	197-415	—	98-122	492	18.9
1990-91	Brian Williams	G	35	195-315	0-0	99-147	489	14.0
2001-02	Luke Walton	F	31	174-370	17-60	122-179	487	15.7
2009-10	Derrick Williams	F	31	162-282	4-16	158-232	486	15.7
2006-07	Chase Budinger	F	31	176-363	50-136	82-97	484	15.6
2003-04	Channing Frye	C	30	193-352	3-5	89-113	478	15.9
1989-90	Jud Buechler	F	32	182-338	25-66	88-115	477	14.9
1987-88	Steve Kerr	G	38	151-270	114-199	61-74	477	12.6
2003-04	Salim Stoudamire	G	30	151-334	78-188	93-117	473	16.3
2002-03	Jason Gardner	G	32	146-372	66-199	114-147	472	14.8
2011-12	Kyle Fogg	G	35	140-333	72-162	120-152	472	13.5
2013-14	Aaron Gordon	F	38	189-382	16-45	76-180	470	12.4
2006-07	Ivan Radenovic	F	31	150-296	19-51	150-172	469	15.1
2004-05	Hassan Adams	G	37	198-403	13-43	60-84	469	12.7
1995-96	Ben Davis	F	33	171-313	0-0	127-184	469	14.2
1994-95	Ray Owes	F	31	173-359	14-29	108-164	468	15.1
2012-13	Solomon Hill	F	35	158-345	35-146	87-122	468	13.4
2014-15	Brandon Ashley	F	38	166-323	12-36	121-172	465	12.2
1949-50	Leon Blevins	F	31	185-528	—	92-117	462	14.9
1985-86	Steve Kerr	G	32	195-361	—	71-79	461	14.4
1996-97	Mike Bibby	G	34	151-339	67-170	89-127	458	13.5
2011-12	Solomon Hill	F	35	151-302	37-95	113-156	452	12.9
1971-72	Jim Huckestein	G	26	182-395	—	87-113	451	17.3
1993-94	Ray Owes	F	35	178-355	17-53	77-120	450	12.9
2007-08	Jordan Hill	F	34	184-297	0-0	82-120	450	13.2
2009-10	Nic Wise	G	31	130-337	50-139	137-156	447	14.4
1995-96	Miles Simon	G	33	135-303	45-139	120-157	435	13.2
2001-02	Salim Stoudamire	G	34	129-291	73-161	103-114	434	12.8
1977-78	Phil Taylor	C	26	185-366	—	62-108	432	16.6
1976-77	Phil Taylor	C	27	185-349	—	61-97	431	16.0
1976-77	Bob Elliott	F	27	152-276	—	126-177	430	15.9
2005-06	Marcus Williams	F	33	159-351	30-69	82-113	430	13.0
1973-74	Bob Elliott	C	26	158-323	—	113-157	429	16.5
1965-66	Ted Pickett	G	26	154-312	—	121-163	429	16.5
1946-47	Linc Richmond	F	24	180-—	—	68-107	428	17.9
2011-12	Jesse Perry	F	35	147-303	11-40	123-175	428	12.2
1999-00	Jason Gardner	G	34	118-312	70-193	45-63	427	12.6
2014-15	Rondae Hollis-Jefferson	F	38	138-275	6-29	145-205	427	11.2
1996-97	Miles Simon	G	23	142-312	45-111	95-126	424	18.4
1967-68	Bill Davis	F	24	161-313	—	99-161	421	17.5
2001-02	Rick Anderson	F	34	150-305	35-83	85-120	420	12.4
1991-92	Khalid Reeves	G	30	148-311	44-119	78-99	418	13.9
1990-91	Sean Rooks	F	35	159-283	2-4	98-149	418	11.9
1986-87	Tom Tolbert	C	30	156-305	8-18	98-139	418	13.9
1958-59	Ernie McCray	C	26	174-414	—	66-129	414	15.9
1998-99	A.J. Bramlett	F	29	160-299	0-0	91-158	411	14.2
1956-57	Ed Nymeyer	F	26	153-298	—	104-172	410	15.7
1957-58	Ed Nymeyer	F	26	146-332	—	116-146	408	15.6
1955-56	Ed Nymeyer	F	26	138-323	—	131-177	407	15.6
1983-84	Pete Williams	C	28	151-250	—	105-163	407	14.5
1999-00	Loren Woods	C	26	154-286	0-2	97-128	405	15.6
2016-17	Rowen Alkins	G	37	143-309	44-119	74-101	404	10.9
1998-99	Michael Wright	F	29	135-243	0-2	134-182	404	13.9
2002-03	Channing Frye	C	32	165-290	0-1	73-110	403	12.6
2012-13	Nick Johnson	G	35	137-306	42-107	87-122	403	11.5

800+ Points In One Season

Season	Name	Pos.	G	FG-FGA	3FG-A	FT-FTA	Pts.	Avg.
1993-94	Khalid Reeves	G	35	276-572	85-224	211-264	848	24.2

700-799 Points In One Season

Season	Name	Pos.	G	FG-FGA	3FG-A	FT-FTA	Pts.	Avg.
1987-88	Sean Elliott	F	38	263-461	41-87	176-222	743	19.6
2010-11	Derrick Williams	F	38	226-380	42-74	247-331	741	19.5
1988-89	Sean Elliott	F	33	237-494	66-151	195-232	735	22.2

600-699 Points In One Season

Scoring				
Year	Player	G	Pts.	Avg.
2016-17	Allonzo Trier	18	310	17.2
2015-16	Ryan Anderson	33	505	15.3
2014-15	Stanley Johnson	38	523	13.8
2013-14	Nick Johnson	38	618	16.3
2012-13	Mark Lyons	35	546	15.6
2011-12	Kyle Fogg	35	472	13.5
2010-11	Derrick Williams	38	741	19.5
2009-10	Derrick Williams	31	496	15.7
2008-09	Chase Budinger	35	630	18.0
2007-08	Jerryd Bayless	30	592	19.7
2006-07	Marcus Williams	30	497	16.6
2005-06	Hassan Adams	31	543	17.5
2004-05	Salim Stoudamire	36	662	18.4
2003-04	Hassan Adams	30	515	17.2
2002-03	Jason Gardner	32	472	14.8
2001-02	Jason Gardner	34	692	20.4
2000-01	Gilbert Arenas	36	582	16.2
1999-2000	Loren Woods	26	405	15.6
1998-99	Jason Terry	29	635	21.9
1997-98	Michael Dickerson	35	630	18.0
1996-97	Michael Dickerson	34	642	18.9
1995-96	Ben Davis	33	469	14.2
1994-95	Damon Stoudamire	30	684	22.8
1993-94	Khalid Reeves	35	848	24.2
1992-93	Chris Mills	28	570	20.4
1991-92	Sean Rooks	31	505	16.3
1990-91	Chris Mills	35	545	15.6
1989-90	Jud Buechler	32	477	14.9
1988-89	Sean Elliott	33	735	22.2
1987-88	Sean Elliott	38	743	19.6
1986-87	Sean Elliott	30	578	19.3
1985-86	Sean Elliott	32	499	15.6
1984-85	Eddie Smith	31	500	16.1
1983-84	Pete Williams	28	407	14.5
1982-83	Frank Smith	28	384	13.7
1981-82	Greg Cook	27	392	14.5
1980-81	Ron Davis	27	529	19.6
1979-80	Joe Nehls	27	522	19.3
1978-79	Larry Demic	27	522	19.3
1977-78	Phil Taylor	26	432	16.6
1976-77	Herman Harris	27	510	20.0
1975-76	Bob Elliott	33	595	18.0
1974-75	Bob Elliott	29	677	23.3
1973-74	Coniel Norman	26	618	23.8
1972-73	Coniel Norman	24	576	24.0
1971-72	Jim Huckestein	26	451	17.3
1970-71	Bill Warner	26	543	20.9
1969-70	Bill Warner	26	529	20.3
1968-69	Bill Warner	26	390	15.0
1967-68	Bill Davis	24	421	17.5
1966-67	Bill Davis	25	284	15.4
1965-66	Ted Pickett	26	429	16.5
1964-65	Warren Rustand	26	368	14.2
1963-64	Albert Johnson	26	395	15.2
1962-63	Albert Johnson	26	336	12.9
1961-62	Joe Skaisgir	26	529	20.3
1960-61	Joe Skaisgir	26	505	19.4
1959-60	Ernie McCray	24	573	23.9
1958-59	Ernie McCray	26	414	15.9
1957-58	Ed Nymeyer	26	408	15.7
1956-57	Ed Nymeyer	26	410	15.7
1955-56	Ed Nymeyer	26	407	15.6
1954-55	Hadie Redd	25	339	13.6
1953-54	Hadie Redd	24	316	13.2
1952-53	Bill Kemmeries	26	359	13.8
1951-52	Bill Kemmeries	27	389	14.1
1950-51	Bob Honea	30	385	12.8
1949-50	Leon Blevins	31	462	14.9
1948-49	Leon Blevins	28	390	13.5
1947-48	Morris Udall	28	371	13.2
1946-47	Link Richmond	24	428	17.9
1945-46	Link Richmond	21	312	14.8
1944-45	Jimmy Steele	18	217	12.1
1943-44	George Genung	13	177	13.6
1942-43	Bob Ruman	22	240	11.4
1941-42	Vince Cullen	22	228	10.4
1940-41	Vince Cullen	18	198	11.0
1939-40	George Jordan	25	231	9.2
1938-39	George Jordan	22	191	8.7
1937-38	Lorry DiGrazia	21	211	10.0
1936-37	Lorry DiGrazia	25	209	8.4
1935-36	Lorry DiGrazia	23	191	8.3
1934-35	Walt Scholtzauer	17	197	11.6

1933-34	Vince Byrne	27	276	10.2
1932-33	Jack Raffety	23	185	8.0
1931-32	Howard Abbott	20	223	11.2
1930-31	Jack Raffety	9	98	10.9
1929-30	Neal Goodman	21	175	8.4
1928-29	Neal Goodman	23	221	9.6
1927-28	Larry Edwards	14	111	7.9
1926-27	Charles Miller	16	142	8.9
1925-26	Byron Drachman	13	117	9.0
1924-25	Clarence Skousen	11	92	8.4
1923-24	Harold Tovrea	17	294	17.3
1922-23	Harold Tovrea	20	316	15.8
1921-22	A.L. Slonaker	8*	140	7.5
1920-21	A.L. Slonaker	7*	163	23.7

* Statistics unavailable for 4 games

Field Goal Percentage				
Year	Player	FGM	FGA	Pct.
2016-17	Chance Comanche	89	156	.571
2015-16	Dusan Ristic	94	171	.550
2014-15	Kaleb Tarczewski	123	215	.572
2013-14	Kaleb Tarczewski	128	219	.584
2012-13	Kaleb Tarczewski	84	156	.538
2011-12	Solomon Hill	151	302	.500
2010-11	Derrick Williams	226	380	.595
2009-10	Derrick Williams	162	282	.574
2008-09	Jordan Hill	252	469	.537
2007-08	Jordan Hill	184	297	.620
2006-07	Ivan Radenovic	150	296	.507
2005-06	Kirk Walters	82	140	.586
2004-05	Channing Frye	227	410	.554
2003-04	Channing Frye	193	352	.548
2002-03	Channing Frye	165	290	.569
2001-02	Channing Frye	122	205	.595
2000-01	Michael Wright	202	340	.594
1999-2000	Michael Wright	190	334	.569
1998-99	Michael Wright	135	243	.556
1997-98	Bennett Davison	111	188	.590
1996-97	A.J. Bramlett	108	204	.529
1995-96	Ben Davis	171	313	.546
1994-95	Joseph Blair	142	254	.559
1993-94	Joseph Blair	153	252	.607
1992-93	Chris Mills	211	406	.520
1991-92	Sean Rooks	181	323	.560
1990-91	Brian Williams	195	315	.619
1989-90	Ed Stokes	94	157	.599
1988-89	Anthony Cook	237	377	.629
1987-88	Anthony Cook	201	325	.618
1986-87	Tom Tolbert	156	305	.511
1985-86	Steve Kerr	195	361	.540
1984-85	Pete Williams	145	239	.607
1983-84	Pete Williams	151	250	.604
1982-83	Frank Smith	148	282	.535
1981-82	Frank Smith	156	275	.587
1980-81	Frank Smith	123	230	.535
1979-80	Ron Davis	136	269	.506
1978-79	Larry Demic	213	373	.571
1977-78	Joe Nehls	159	313	.508
1976-77	Bob Elliott	152	276	.551
1975-76	Al Fleming	207	354	.585
1974-75	Al Fleming	215	381	.564
1973-74	Al Fleming	136	269	.506
1972-73	Al Fleming	130	242	.537
1971-72	Lynard Harris	125	256	.488
1970-71	Tom Lee	144	292	.493
1969-70	Bill Warner	216	445	.485
1968-69	Tom Lee	122	239	.468
1967-68	Bill Davis	161	313	.514
1966-67	Bill Davis	141	302	.467
1965-66	Ted Pickett	154	312	.493
1964-65	Warren Rustand	137	372	.504
1963-64	Warren Rustand	120	275	.436
1962-63	Warren Rustand	99	219	.452
1961-62	Joe Skaisgir	208	520	.400
1960-61	Joe Skaisgir	199	457	.435
1959-60	Ernie McCray	198	431	.459
1958-59	Ernie McCray	174	414	.419
1957-58	Ed Nymeyer	146	332	.439
1956-57	Ed Nymeyer	153	298	.513
1955-56	Ed Nymeyer	138	323	.427
1954-55	Jim Brower	92	248	.371
1953-54	Hadie Redd	118	318	.371
1952-53	Jim Brower	93	274	.339
1951-52	Bill Kemmeries	150	370	.408
1950-51	Bob Honea	152	382	.408

1949-50	Bob Honea	148	357	.415
1948-49	Leon Blevins	156	433	.360

3-Point FG Percentage (Min. 2 att./game)				
Year	Player	FGM	FGA	Pct.
2016-17	Kadeem Allen	32	75	.427
2015-16	Gabe York	98	233	.421
2014-15	Gabe York	66	165	.400
2013-14	Gabe York	57	148	.385
2012-13	Grant Jerrett	32	79	.405
2011-12	Brendon Lavender	55	113	.487
2010-11	Jordin Mayes	39	86	.453
2009-10	Jamelle Horne	50	115	.435
2008-09	Nic Wise	66	159	.415
2007-08	Nic Wise	37	77	.481
2006-07	Jawann McClellan	37	98	.378
2005-06	Marcus Williams	30	69	.435
2004-05	Salim Stoudamire	120	238	.504
2003-04	Chris Rodgers	43	102	.422
2002-03	Salim Stoudamire	71	160	.444
2001-02	Salim Stoudamire	73	161	.453
2000-01	Gilbert Arenas	69	166	.416
1999-2000	Jason Gardner	70	193	.363
1998-99	Jason Terry	76	191	.398
1997-98	Michael Dickerson	57	141	.404
1996-97	Miles Simon	45	111	.405
1995-96	Joe McLean	50	119	.420
1994-95	Damon Stoudamire	112	241	.465
1993-94	Khalid Reeves	85	224	.379
1992-93	Chris Mills	56	116	.483
1991-92	Matt Othick	71	158	.449
1990-91	Khalid Reeves	31	67	.463
1989-90	Matt Muehlebach	66	152	.434
1988-89	Sean Elliott	66	151	.437
1987-88	Steve Kerr	114	199	.573
1986-87	Craig McMillian	68	160	.425

Free Throw Percentage				
Year	Player	FTM	FTA	Pct.
2016-17	Lauri Markkanen	137	164	.835
2015-16	Mark Tolleson	31	39	.795
2014-15	T.J. McConnell	58	70	.829
2013-14	Nick Johnson	146	187	.781
2012-13	Mark Lyons	125	146	.856
2011-12	Kyle Fogg	120	152	.789
2010-11	Lamont Jones	82	99	.828
2009-10	Nic Wise	137	156	.878
2008-09	Nic Wise	128	151	.848
2007-08	Jerryd Bayless	187	223	.839
2006-07	Ivan Radenovic	150	172	.872
2005-06	Mustafa Shakur	108	134	.806
2004-05	Salim Stoudamire	122	134	.910
2003-04	Chris Rodgers	49	58	.845
2002-03	Salim Stoudamire	70	81	.864
2001-02	Salim Stoudamire	103	114	.904
2000-01	Loren Woods	117	141	.830
1999-2000	Loren Woods	97	128	.758
1998-99	Jason Terry	141	168	.839
1997-98	Miles Simon	144	185	.778
1996-97	Miles Simon	95	126	.754
1995-96	Miles Simon	120	157	.764
1994-95	Damon Stoudamire	128	155	.826
1993-94	Dylan Rigdon	82	92	.891
1992-93	Chris Mills	92	110	.836
1991-92	Khalid Reeves	78	99	.788
1990-91	Matt Othick	77	98	.786
1989-90	Matt Muehlebach	62	76	.816
1988-89	Sean Elliott	195	232	.841
1987-88	Tom Tolbert	151	186	.812
1986-87	Sean Elliott	127	165	.770
1985-86	Steve Kerr	71	79	.899
1984-85	Eddie Smith	152	207	.734
1983-84	Eddie Smith	87	119	.731
1982-83	Brock Brunkhorst	48	63	.762
1981-82	Jack Magno	33	46	.717
1980-81	Robbie Dosty	64	81	.790
1979-80	Joe Nehls	108	122	.885
1978-79	Joe Nehls	109	133	.820
1977-78	Joe Nehls	50	58	.862
1976-77	Herman Harris	73	96	.760
1975-76	Gilbert Myles	63	81	.778
1974-75	Len Gordy	48	61	.787
1973-74	Al Fleming	58	78	.744

YEAR-BY-YEAR LEADERS

1970-71	Walt McKinney	57	67	.851
1969-70	Mickey Foster	100	117	.855
1968-69	Mickey Foster	85	102	.833
1967-68	Mickey Foster	59	77	.766
1966-67	Mike Weltton	63	80	.788
1965-66	Bob Spahn	73	85	.859
1964-65	Warren Rustand	94	113	.832
1963-64	Warren Rustand	92	114	.807
1962-63	Warren Rustand	78	99	.788
1961-62	Joe Skaisgir	113	156	.718
1960-61	Marv Dutt	61	88	.693
1959-60	Ernie McCray	177	257	.689
1958-59	Ernie McCray*	66	129	.512
	Jim Brittain	33	44	.750
1957-58	Ed Nymeyer	118	146	.794
1956-57	Warren Ridge	71	87	.816
1955-56	Ed Nymeyer	131	177	.740
1954-55	Ernie Oosterveen	67	87	.770
1953-54	John Bruner	102	130	.785
1952-53	John Bruner	65	87	.747
1951-52	Bill Kemmeries	89	120	.742
1950-51	Bob Honea	81	101	.802
1949-50	Leon Blevins	92	117	.786
1948-49	Junior Crum	93	135	.689
1947-48	Junior Crum	79	116	.681
1946-47	Link Richmond	68	107	.636
1945-46	Link Richmond	52	83	.627
1944-45	Jimmy Steele	37	56	.661
1943-44	Dick Dermondy	33	51	.647
1942-43	statistics not available			
1941-42	Bob Ruman	55	78	.705
1940-41	Wilmer Harper	53	76	.697
1939-40	Wilmer Harper	45	62	.726
1938-39	George Jackson	32	57	.561
1937-38	Lorry DiGrazia	41	52	.788
1936-37	Lorry DiGrazia	27	46	.586
1935-36	George Jackson	32	57	.561
1934-35	Ralph Warford	16	29	.552
1933-34	Vince Byrne	68	98	.694
1932-33	Ted Crismon	23	35	.657

* only player to attain minimum FTM per game

Rebounding

Year	Player	G	Reb.	Avg.
2016-17	Lauri Markkanen	37	266	7.2
2015-16	Ryan Anderson	33	334	10.1
2014-15	Rondae Hollis-Jefferson	38	260	6.8
2013-14	Aaron Gordon	38	303	8.0
2012-13	Kaleb Tarczewski	35	212	6.1
2011-12	Solomon Hill	35	271	7.7
2010-11	Derrick Williams	38	314	8.3
2009-10	Derrick Williams	31	219	7.1
2008-09	Jordan Hill	34	375	11.0
2007-08	Jordan Hill	34	270	7.9
2006-07	Ivan Radenovic	31	236	7.6
2005-06	Ivan Radenovic	32	203	6.3
2004-05	Channing Frye	37	282	7.6
2003-04	Andre Iguodala	30	253	8.4
2002-03	Channing Frye	32	257	8.0
2001-02	Luke Walton	31	227	7.3
2000-01	Michael Wright	36	281	7.8
1999-2000	Michael Wright	34	297	8.7
1998-99	A.J. Bramlett	29	273	9.4
1997-98	A.J. Bramlett	35	259	7.7
1996-97	A.J. Bramlett	33	229	6.9
1995-96	Ben Davis	33	313	9.5
1994-95	Ray Owes	31	252	8.1
1993-94	Ray Owes	35	285	8.1
1992-93	Chris Mills	28	222	7.9
1991-92	Chris Mills	31	244	7.9
1990-91	Brian Williams	35	273	7.8
1989-90	Jud Buechler	32	264	8.3
1988-89	Anthony Cook	33	238	7.2
1987-88	Anthony Cook	38	269	7.1
1986-87	Anthony Cook	30	217	7.2
1985-86	John Edgar	32	237	7.3
1984-85	Pete Williams	31	265	8.5
1983-84	Pete Williams	28	278	9.9
1982-83	Frank Smith	28	212	7.6
1981-82	Frank Smith	27	205	7.8
1980-81	Robbie Dosty	27	178	6.6
1979-80	Frank Smith	27	162	6.0
1978-79	Larry Demic	27	277	10.3
1977-78	Phil Taylor	26	210	8.1
1976-77	Phil Taylor	27	292	10.8

1975-76	Bob Elliott	33	341	10.3
1974-75	Al Fleming	29	343	11.8
1973-74	Bob Elliott	26	278	10.7
1972-73	Al Fleming	26	257	9.9
1971-72	Lynard Harris	26	245	9.4
1970-71	Eddie Myers	26	239	9.2
1969-70	Tom Lee	26	258	9.9
1968-69	Eddie Myers	27	279	10.3
1967-68	Bill Davis	24	253	10.6
1966-67	Bill Davis	25	192	7.7
1965-66	Mike Aboud	26	219	8.4
1964-65	Albert Johnson	26	234	9.0
1963-64	Albert Johnson	26	286	11.0
1962-63	Albert Johnson	26	253	9.7
1961-62	Joe Skaisgir	26	314	12.1
1960-61	Joe Skaisgir	26	268	10.3
1959-60	Ernie McCray	24	290	12.2
1958-59	Ernie McCray	26	255	9.8
1957-58	Ernie McCray	26	279	10.7
1956-57	Bill Reeves	26	278	10.7
1955-56	Bill Reeves	26	343	13.2
1954-55	Hadie Redd	24	235	9.8
1953-54	Hadie Redd	24	169	7.0
1952-53	Teddy Lazovich	27	169	6.3
1951-52	Jerry Dillon	27	213	7.9
1950-51	Leo Johnson	30	373	12.4

Assists

Year	Player	G	Ast	Avg.
2016-17	Parker Jackson-Cartwright	31	127	4.1
2015-16	Kadeem Allen	34	121	3.6
2014-15	T.J. McConnell	38	238	6.3
2013-14	T.J. McConnell	38	202	5.3
2012-13	Nick Johnson	35	112	3.2
2011-12	Solomon Hill	35	91	2.6
2001-11	Kyle Fogg	38	99	2.6
2009-10	Nic Wise	31	103	3.3
2008-09	Nic Wise	35	160	4.6
2007-08	Jerryd Bayless	30	121	4.0
2006-07	Mustafa Shakur	31	215	6.9
2005-06	Mustafa Shakur	33	154	4.7
2004-05	Mustafa Shakur	37	166	4.5
2003-04	Andre Iguodala	30	147	4.9
2002-03	Jason Gardner	32	158	4.9
2001-02	Luke Walton	31	194	6.3
2000-01	Jason Gardner	36	147	4.1
1999-2000	Jason Gardner	34	162	4.8
1998-99	Jason Terry	29	159	5.5
1997-98	Mike Bibby	35	199	5.7
1996-97	Mike Bibby	34	178	5.2
1995-96	Reggie Geary	33	231	7.0
1994-95	Damon Stoudamire	30	220	7.3
1993-94	Damon Stoudamire	35	208	5.9
1992-93	Damon Stoudamire	28	159	5.7
1991-92	Matt Othick	31	160	5.2
1990-91	Matt Othick	35	181	5.3
1989-90	Matt Muehlebach	32	181	5.3
1988-89	Ken Lofton	33	135	4.1
1987-88	Steve Kerr	38	150	3.9
1986-87	Sean Elliott	30	110	3.7
1985-86	Steve Kerr	38	150	3.9
1984-85	Brock Brunkhorst	25	130	5.2
1983-84	Brock Brunkhorst	28	98	3.5
1982-83	Brock Brunkhorst	26	120	4.6
1981-82	Ricky Walker	20	65	3.3
1980-81	Russell Brown	27	166	6.1
1979-80	Russell Brown	27	200	7.4
1978-79	Russell Brown	27	247	9.1
1977-78	Russell Brown	26	197	7.6
1976-77	Gary Harrison	27	128	4.7
1975-76	Jim Rappis	31	105	3.5
1974-75	Gilbert Myles	26	136	5.5
1973-74	Eric Money	20	110	5.5
1972-73	Eric Money	26	96	3.7
1951-52	Roger Johnson	27	86	3.2
1950-51	Leo Johnson	30	146	4.9

Steals

Year	Player	G	Steals	Avg.
2016-17	Kadeem Allen	34	53	1.6
2015-16	Kadeem Allen	34	35	1.0
2014-15	T.J. McConnell	38	83	2.2
2012-13	T.J. McConnell	38	64	1.7
2012-13	Nick Johnson	35	68	1.9
2011-12	Kyle Fogg	35	37	1.1

2010-11	Derrick Williams	38	37	0.9
2009-10	Nic Wise	31	54	1.7
2008-09	Nic Wise	35	52	1.5
2007-08	Nic Wise	27	54	2.0
2006-07	Mustafa Shakur	31	47	1.5
2005-06	Hassan Adams	31	82	2.6
2004-05	Hassan Adams	37	69	1.9
2003-04	Andre Iguodala	30	48	1.6
2002-03	Jason Gardner	32	58	1.8
2001-02	Jason Gardner	34	53	1.6
2000-01	Gilbert Arenas	36	65	1.8
1999-2000	Gilbert Arenas	34	71	2.1
1998-99	Jason Terry	29	80	2.8
1997-98	Mike Bibby	35	84	2.4
1996-97	Jason Terry	34	85	2.5
1995-96	Reggie Geary	33	67	2.0
1994-95	Damon Stoudamire	30	52	1.7
1993-94	Khalid Reeves	35	64	1.8
1992-93	Damon Stoudamire	28	45	1.6
1991-92	Khalid Reeves	30	50	1.7
1990-91	Matt Muehlebach	35	58	1.7
1989-90	Matt Muehlebach	32	41	1.3
1988-89	Ken Lofton	33	67	2.0
1987-88	Ken Lofton	38	60	1.6
1986-87	Ken Lofton	30	55	1.8
1985-86	Steve Kerr	32	52	1.6
1984-85	Eddie Smith	31	37	1.2
1983-84	Eddie Smith	28	46	1.6
1982-83	Puntus Wilson	28	44	1.6
1981-82	Greg Cook	27	43	1.6
1980-81	John Smith	27	48	1.8
1979-80	Russell Brown	27	46	1.7
1978-79	Russell Brown	27	50	1.9
1977-78	Russell Brown	26	38	1.5
1976-77	Herman Harris	27	45	1.7
1975-76	Herman Harris	27	34	1.3

Blocked Shots

Year	Name	G	Blk	Avg.
2016-17	Keanu Pinder	35	22	0.6
2015-16	Kaleb Tarczewski	26	36	1.4
2014-15	Rondae Hollis-Jefferson	38	32	0.8
2013-14	Rondae Hollis-Jefferson	38	40	1.1
2012-13	Grant Jerrett	34	33	1.0
2011-12	Angelo Chol	35	29	0.8
2010-11	Derrick Williams	38	26	0.7
2009-10	Jamelle Horne	30	30	1.0
2008-09	Jordan Hill	34	58	1.7
2007-08	Jordan Hill	34	56	1.6
2006-07	Jordan Hill	29	26	0.9
2005-06	Kirk Walters	33	50	1.5
2004-05	Channing Frye	37	85	2.3
2003-04	Channing Frye	30	63	2.1
2002-03	Channing Frye	32	60	1.9
2001-02	Channing Frye	34	50	1.5
2000-01	Loren Woods	29	84	2.9
1999-2000	Loren Woods	26	102	3.9
1998-99	A.J. Bramlett	29	37	1.3
1997-98	A.J. Bramlett	35	36	1.0
1996-97	Bennett Davison	34	33	0.9
1995-96	Reggie Geary	33	24	0.7
1994-95	Joseph Blair	28	31	1.1
1993-94	Joseph Blair	35	37	1.1
1992-93	Ed Stokes	28	37	1.3
1991-92	Ed Stokes	31	41	1.3
1990-91	Sean Rooks	35	43	1.2
1989-90	Ed Stokes	29	49	1.7
1988-89	Anthony Cook	33	84	2.5
1987-88	Anthony Cook	38	75	2.0
1986-87	Anthony Cook	30	69	2.3
1985-86	Anthony Cook	32	50	1.6
1984-85	Pete Williams	31	21	0.7
1983-84	Pete Williams	28	20	0.7
1982-83	Frank Smith	28	23	0.8
1981-82	Frank Smith	27	25	0.9
1980-81	Frank Smith	27	20	0.7
1979-80	Frank Smith	27	16	0.6
1978-79	Larry Demic	27	22	0.8
1977-78	Larry Demic	26	42	1.6
1976-77	Bob Elliott	26	29	1.1
1975-76	Bob Elliott	27	16	0.6

ARIZONA IN OVERTIME

	Home	Road	Neutral	Total
Quadruple Overtime.....	0-0	0-1	0-0	0-1
Triple Overtime.....	2-1	1-0	0-0	3-1
Double Overtime.....	5-3	2-2	1-0	8-5
Single Overtime.....	17-14	17-23	9-7	43-44
Totals.....	24-18	20-26	10-7	54-51

Coaches' Overtime Records

Russ Pennell.....	1-0 (1.000)
Fred Snowden.....	11-6 (.647)
Lute Olson.....	23-17 (.575)
Sean Miller.....	9-7 (.563)
Bruce Larson.....	5-7 (.417)
Kevin O'Neill.....	1-2 (.333)
Fred A. Enke.....	4-11 (.267)
Ben Lindsey.....	0-1 (.000)

Four Overtimes

Date	Opponent	Result
1/9/2016	USC.....	L, 101-103

Three Overtimes

Date	Opponent	Result
2/3/1965	Bradley.....	W, 85-83
12/20/1965	Colorado.....	L, 73-77
2/23/1973	Utah.....	W, 101-95
2/5/2011	at California.....	W, 107-105

Two Overtimes

Date	Opponent	Result
2/20/1926	at USC.....	L, 28-30
2/4/1966	New Mexico.....	W, 83-77
12/4/1979	Midwestern.....	W, 93-85
1/12/1986	California.....	W, 79-72
1/22/1987	California.....	L, 81-82
2/24/1991	Duke.....	W, 103-96
3/2/1995	at Washington State.....	W, 114-111
3/11/1995	Arizona State.....	L, 98-103
3/22/2003	vs. Gonzaga.....	W, 96-95
12/31/2005	at Washington.....	W, 96-95
12/2/2009	UNLV.....	L, 72-74
3/6/2010	USC.....	W, 86-84
2/14/14	at Arizona State.....	L, 66-69

Single Overtime

Date	Opponent	Result
1/15/1927	at USC.....	L, 21-26
2/2/1928	vs. Coggins.....	W, 39-38
1/16/1931	Tucson Sporting Goods.....	L, 30-31
1/17/1931	Tucson Sporting Goods.....	W, 32-28
1/28/1933	New Mexico State.....	L, 36-38
2/2/1937	New Mexico.....	L, 30-32
1/28/1946	at Northern Arizona.....	L, 53-54
2/28/1949	at UTEP.....	L, 69-70
3/6/1953	at Hardin-Simmons.....	L, 61-67
3/2/1955	Arizona State.....	L, 103-104
12/21/1955	Memphis State.....	L, 92-98
2/13/1956	UTEP.....	L, 84-85
1/28/1957	at Northern Arizona.....	W, 103-93
12/27/1960	at UC-Santa Barbara.....	W, 80-75
1/13/1962	at UTEP.....	L, 56-57
1/5/1963	at New Mexico State.....	W, 63-59
1/11/1963	Utah.....	L, 50-52
1/7/1965	at Wyoming.....	W, 62-60
12/30/1965	Seattle.....	L, 74-79
2/10/1966	at UTEP.....	L, 72-81
12/9/1967	at UTEP.....	L, 66-67
12/7/1968	at Texas Tech.....	W, 85-80
2/22/1969	Wyoming.....	L, 67-68
12/16/1972	Northern Illinois.....	W, 91-90
1/4/1975	at Texas Tech.....	W, 62-61
1/10/1975	at Utah.....	L, 74-75
2/14/1976	at Brigham Young.....	L, 74-79
2/20/1976	New Mexico.....	W, 67-65
3/18/1976	vs. Nevada-Las Vegas.....	W, 114-109
1/126/1976	Arizona State.....	W, 92-91
3/5/1977	at Arizona State.....	L, 89-95
2/4/1978	at Arizona State.....	L, 64-69
1/127/1978	at Northwestern.....	W, 83-80
2/10/1979	Oregon.....	W, 69-67
1/31/1980	Stanford.....	W, 95-88
1/8/1981	Washington.....	L, 57-60
2/7/1981	Washington.....	W, 68-66
2/13/1981	USC.....	L, 59-60
2/24/1983	at Oregon.....	L, 57-63

12/27/1983	vs. Texas Tech.....	W, 51-49
12/28/1983	at UTEP.....	L, 49-51
2/23/1984	Oregon.....	W, 75-67
1/18/1986	at Miami, Fla.....	W, 81-74
1/23/1986	Oregon State.....	W, 63-62
1/30/1986	at Washington State.....	L, 63-65
1/3/1987	at Oregon.....	L, 54-55
3/6/1987	vs. Oregon.....	L, 63-72
3/13/1987	UTEP (NCAA).....	L, 91-98
2/20/1988	at UCLA.....	W, 78-76
1/2/1990	California.....	W, 71-70
2/10/1991	at UCLA.....	W, 105-94
1/14/1995	at Stanford.....	W, 89-83
2/1/1996	Washington.....	L, 79-80
12/21/1996	at Michigan.....	L, 71-73
1/18/1997	at UCLA.....	L, 78-84
3/23/1997	vs. Providence (NCAA).....	W, 96-92
3/31/1997	vs. Kentucky (NCAA).....	W, 84-79
3/5/1998	at USC.....	L, 90-91
1/128/1999	at Brigham Young.....	W, 78-74
2/15/2001	at UCLA.....	L, 77-79
1/26/2002	Connecticut.....	L, 98-100
2/2/2002	at Stanford.....	W, 88-82
2/6/2003	at Washington.....	W, 88-85
3/13/2003	vs. UCLA.....	L, 89-96
1/124/2004	vs. Michigan.....	W, 61-60
2/24/2005	at Washington State.....	W, 57-56
3/26/2005	vs. Illinois (NCAA).....	L, 89-90
1/123/2005	vs. Michigan State.....	L, 71-74
12/21/2005	Western Kentucky.....	W, 86-81
1/19/2006	Stanford.....	W, 90-81
1/6/2007	at Washington State.....	L, 73-77
3/3/2006	at Stanford.....	W, 85-80
1/125/2007	at Kansas.....	L, 72-76
12/8/2007	vs. Illinois.....	W, 78-72
1/9/2008	at Arizona State.....	L, 59-64
1/24/2009	Houston.....	W, 96-90
1/124/2009	vs. Colorado.....	W, 91-87
12/21/2009	Lipscomb.....	W, 83-82
3/12/2011	vs. Washington.....	L, 75-77
12/7/2011	at Florida.....	L, 72-78
1/12/2012	Oregon State.....	W, 81-73
1/3/2013	Colorado.....	W, 92-83
2/19/2014	at Utah.....	W, 67-63
3/29/2014	vs. Wisconsin (NCAA).....	L, 63-64
12/6/14	Gonzaga.....	W, 66-63
1/126/15	vs. Santa Clara.....	W, 75-73
3/11/16	vs. Oregon.....	L, 89-95

ARIZONA'S 100-POINT GAMES

Score	Opponent	Date
133-78	vs. Duquesne	11/27/1987
127-99	Arizona State	1/15/1998
125-87	Kansas State	12/30/1997
122-81	Northern Arizona	12/18/1991
122-80	Austin Peay	1/14/1990
122-92	Utah	2/23/1974
119-95	Michigan	12/30/1993
119-80	Midwestern	12/1/1975
118-54	Robert Morris	12/28/1996
118-90	Brigham Young	2/21/1974
118-66	Eastern New Mexico	12/13/1960
117-85	SMU	12/30/1976
116-80	Arizona State	2/18/1993
116-61	Washington	12/20/1988
115-53	Morgan State	1/10/1997
115-55	Adams State	12/8/1976
114-111	at Washington State (2ot)	3/2/1995
114-89	UNLV	1/24/1978
114-109	UNLV (NCAA) (ot)	3/18/1976
114-94	Portland State	1/27/1976
113-85	Brigham Young	1/22/1977
112-81	Washington	2/5/1998
111-83	Jackson State	12/14/1996
111-98	at Oregon State	1/28/1995
111-84	Fordham	12/28/1993
110-91	at Washington	1/10/1998
110-71	at Washington	12/20/1987
110-78	at San Diego State	12/4/1986
110-65	Pepperdine	12/23/1977
109-75	Oregon State	1/22/2004
109-74	Arizona State	2/23/1989
108-76	Arizona State	1/10/1996
108-92	Butler	12/5/1970
107-105	at California (3ot)	2/5/2011
107-83	at UCLA	2/14/2004
107-91	Liberty	12/28/2003
107-73	Northern Arizona	1/124/2003

107-68	Western Kentucky	11/23/2002
107-88	at Alaska-Anchorage	11/25/1994
107-68	USC	1/9/1992
107-65	Oregon	3/9/1991
107-75	San Francisco State	12/15/1984
107-88	New Mexico	12/22/1978
107-113	at Illinois	11/28/1977
107-97	Colorado State	2/28/1975
106-97	Washington	1/29/2009
106-81	Arizona State	3/7/2004
106-70	UCLA	2/13/2003
106-79	Baylor	11/29/1993
106-82	Loyola-Chicago	12/28/1988
106-76	Detroit	1/10/1976
106-121	at Utah	1/19/1974
105-75	Manhattan	2/21/2004
105-61	at USC	2/17/2001
105-94	at UCLA (ot)	2/10/1991
105-85	Hawaii-Pacific	12/10/1986
105-110	Arizona State	2/17/1973
105-68	DePauw	1/4/1971
104-65	Oregon	3/3/2001
104-56	at Oregon	2/27/1992
104-53	Oregon	1/30/1992
104-71	Hawaii-Hilo	1/2/1986
104-90	Brigham Young	2/18/1978
104-84	Cal State-Los Angeles	2/6/1960
103-82	Washington	3/2/1997
103-80	Rutgers	12/30/1991
103-65	at Oregon State	2/28/1991
103-96	Duke (2ot)	2/24/1991
103-68	at USC	2/18/1988
103-61	UC-Riverside	12/12/1980
103-85	Northern Illinois	11/29/1974
103-93	at Northern Arizona (ot)	1/28/1957
103-104	*Arizona State (ot)	3/2/1955
102-87	New Mexico State	11/19/2006
102-77	Iowa State	12/29/1990
102-64	UCLA	2/18/1989
102-98	Utah	1/20/1977
102-96	vs. Purdue	3/15/1975
102-88	Evansville	12/17/1968
101-103	at USC (4ot)	1/9/2016
101-64	Oakland	12/16/2014
101-87	Stanford	3/7/2009
101-79	Northern Arizona	11/15/2006
101-66	Northern Arizona	11/27/2002
101-76	Eastern Illinois (NCAA)	3/16/2001
101-41	Saint Mary's	12/2/2000
101-87	Gonzaga	11/29/2000
101-77	USC	2/15/1997
101-73	at Arizona State	2/27/1988
101-69	Cal. State-Hayward	11/28/1980
101-80	Idaho	12/13/1973
101-79	San Diego State	12/11/1973
101-80	Illinois	11/30/1973
101-95	Utah (3 ot)	2/23/1973
101-62	Hardin-Simmons	1/4/1962
100-82	North Dakota	3/16/2017
100-50	Fairleigh Dickinson	11/18/2013
100-60	Bryant	12/22/2011
100-87	at Oregon	2/19/2004
100-86	Washington State	2/27/1997
100-56	Oregon State	1/29/1994
100-77	California	3/5/1992
100-63	California	2/21/1991
100-64	at Northern Arizona	12/5/1990
100-94	Brigham Young	2/24/1973
100-77	San Jose State	12/18/1970
100-77	at UTEP	2/27/1960

* Arizona's first 100-point game

100-Point Notes

- UA is 101-5 (.953) in games in which it tops the 100-point plateau.
- UA has accomplished the feat 69 times since 1983-84.
- Most times accomplished in a season: 8 (1990-91)
- Opponents have scored 100 points against Arizona 44 times.
- The last time UA allowed 100 points came Jan. 9, 2016, in a 101-103 (4ot) loss at USC.

Highest Combined Score

227	at Utah 121, Arizona 106	1/19/1974
	at New Mexico 129, Arizona 98	1/26/1979
226	Arizona 127, Arizona State 99	1/15/1998
225	Arizona 114, at Washington State 111 (2ot)	3/2/1995
223	Arizona 114, UNLV 109 (ot NCAA)	3/18/1976
220	at Illinois 113, Arizona 107	11/28/1977
215	Arizona State 110, Arizona 105	2/17/1973
214	Arizona 122, Utah 92	2/23/1974
	Arizona 119, Michigan 95	12/30/1993

Largest Margin of Victory

64	Robert Morris, 118-54	12/28/1996
62	Morgan State, 115-53	11/20/1997
60	Adams State, 115-55	12/8/1976
	Saint Mary's, 101-41	12/2/2000
57	Northern Arizona, 84-28	2/2/1943
55	Idaho, 95-40	12/4/1976
	vs. Duquesne, 133-78	11/27/1987
52	Eastern New Mexico, 118-66	12/13/1960
51	Oregon, 104-53	1/30/1992

Largest Margin of Defeat

74	at Utah, 45-119	12/9/1955
53	at Air Force, 62-115	2/28/1959
	at UCLA, 58-111	3/10/1983
45	at UCLA, 45-90	12/11/1953
44	at California, 46-90	12/27/1958
43	vs. Ohio State, 47-90	12/29/1971

Composite Pacific-12 Conference Standings, 2011-present

	Years	Overall			Pac-12		
		W	L	Pct.	W	L	Pct.
ARIZONA	2011-present	174	43	.802	83	25	.768
Oregon	2011-present	166	52	.761	78	30	.722
UCLA	2011-present	140	69	.670	68	40	.630
California	2011-present	128	75	.631	64	44	.593
Colorado	2011-present	125	81	.607	56	52	.519
Stanford	2011-present	121	84	.590	52	56	.481
Utah	2011-present	115	85	.575	54	54	.500
Washington	2011-present	103	94	.523	48	60	.444
USC	2011-present	103	97	.515	43	65	.398
Arizona State	2011-present	101	97	.510	46	62	.426
Oregon State	2011-present	92	103	.472	37	71	.343
Washington State	2011-present	77	116	.399	27	81	.250

Composite Pacific-10 Conference Standings, 1978-2011

	Years	Overall			Pac-10		
		W	L	Pct.	W	L	Pct.
ARIZONA	1978-2011	732	322	.694	400	194	.673
UCLA	1978-2011	731	315	.699	411	183	.692
Stanford	1978-2011	615	396	.608	321	273	.540
California	1978-2011	549	446	.552	282	312	.475
Washington	1978-2011	546	449	.549	285	309	.480
Arizona State	1978-2011	526	464	.531	265	329	.446
USC	1978-2011	521	463	.529	278	316	.468
Oregon State	1978-2011	500	470	.515	268	326	.451
Oregon	1978-2011	513	501	.506	246	348	.414
Washington State	1978-2011	483	490	.496	227	367	.382

Composite Western Athletic Conference Standings, 1962-78

	Years	Overall			WAC		
		W	L	Pct.	W	L	Pct.
New Mexico	1962-78	288	139	.674	107	89	.546
Utah	1962-78	270	162	.625	109	87	.556
ARIZONA	1962-78	241	184	.567	98	98	.500
Arizona State	1962-78	237	192	.552	99	97	.505
Brigham Young	1962-78	231	192	.546	105	91	.536
Wyoming	1962-78	221	214	.508	73	123	.372
Texas-El Paso	1969-78	147	86	.631	66	60	.524
Colorado State	1969-78	124	106	.539	57	69	.452

Composite Border Conference Standings, 1931-61*

	Years	Overall			Border		
		W	L	Pct.	W	L	Pct.
ARIZONA	1931-61	398	275	.591	231	144	.616
New Mexico State	1931-61	366	291	.557	183	182	.501
Texas Tech	1931-39, '41-56	306	203	.601	176	101	.635
Arizona State	1931-61	302	216	.583	186	205	.476
West Texas State	1941-61	233	188	.553	135	98	.579
Texas-El Paso	1935-61	232	302	.434	130	196	.399
Hardin-Simmons	1941-61	197	253	.438	94	142	.398
New Mexico	1931-51	183	207	.469	134	156	.462
Northern Arizona	1931-53	177	215	.452	124	163	.432

* Does not include 1942-43 and 1943-44 seasons. No official conference championship was awarded due to World War II travel restrictions.

NOTE: Records above reflect on-court results only. Vacated or forfeited games due to NCAA infractions by any school listed above are not included.

National Player of the Year

- 1987-88 Steve Kerr (USBWA Most Courageous Athlete)
 1988-89 Sean Elliott (Wooden Award, AP, Kodak/NABC, Chevrolet/CBS-TV, Basketball Times, Basketball Weekly, Lapchick Trophy/Hall of Fame, Hoop Scoop, All-Star Sports Report)
 1998-99 Jason Terry (Sports Illustrated, CBS/Chevrolet, Rawlings/Basketball Times)
 2002-03 Jason Gardner (Frances Pomeroy Naismith/Basketball Hall of Fame)

National Freshman of the Year

- 1996-97 Mike Bibby (Basketball Weekly)
 1999-2000 Jason Gardner (Basketball Times, USBWA, ESPN.com)

Julius Erving Small Forward of the Year

- 2014-15 Stanley Johnson

All-America

- 1950-51 Roger Johnson (3rd, Helms Foundation)
 1975-76 Bob Elliott (3rd, Basketball Weekly; Helms Foundation/Citizen's Savings)
 1976-77 Bob Elliott (1st, Helms Foundation/Citizen's Savings)
 1987-88 Sean Elliott (Consensus)
 Steve Kerr (2nd, Associated Press; 3rd, NABC)
 1988-89 Sean Elliott (Consensus)
 1990-91 Chris Mills (HM, Associated Press)
 Brian Williams (HM, Associated Press)
 1991-92 Chris Mills (HM, Associated Press)
 Sean Rooks (HM, Associated Press)
 1992-93 Chris Mills (2nd, Basketball Weekly; 3rd, Basketball Times, NABC, Associated Press, UPI)
 1993-94 Khalid Reeves (1st, John Wooden; 2nd, Associated Press, The Sporting News, USBWA, Basketball Weekly; 3rd, NABC)
 Damon Stoudamire (HM, Associated Press, Basketball Weekly, USBWA)
 1994-95 Damon Stoudamire (Consensus)
 1996-97 Michael Dickerson (HM, Associated Press)
 1997-98 Mike Bibby (Consensus)
 Miles Simon (1st, Associated Press, John Wooden, The Sporting News, NABC; 2nd, Basketball Times)
 Michael Dickerson (3rd, Associated Press)
 1998-99 Jason Terry (1st, Associated Press, The Sporting News, Basketball News; 2nd, John Wooden, NABC)
 1999-2000 Jason Gardner (3rd, Basketball Times)
 Loren Woods (HM, Associated Press)
 Michael Wright (HM, Associated Press)
 2000-01 Michael Wright (3rd, Associated Press, ESPN.com)
 Gilbert Arenas (3rd, ESPN.com; HM, Associated Press)
 Jason Gardner (HM, Associated Press)
 Loren Woods (HM, Associated Press)
 2001-02 Jason Gardner (2nd, cnnsi.com, Basketball America; 3rd, Associated Press, NABC)
 Luke Walton (1st, John Wooden, collegehoopsinsider.com; 2nd, The Sporting News, Basketball News; 3rd, Basketball Times)
 2002-03 Jason Gardner (1st, John Wooden; 2nd, Associated Press, NABC, USBWA; 3rd, foxsports.com)
 Luke Walton (HM, Associated Press)
 2003-04 Andre Iguodala (HM, Associated Press)
 2004-05 Channing Frye (2nd, Basketball Times)
 Salim Stoudamire (1st, John Wooden; 2nd, USBWA, Associated Press)
 2007-08 Jerryd Bayless (2nd, Sports Illustrated, ESPN.com)
 2008-09 Jordan Hill (3rd, The Sporting News; HM, Associated Press)
 Chase Budinger (HM, Associated Press)
 2010-11 Derrick Williams (1st, Sports Illustrated, John R. Wooden; 2nd, USBWA, Associated Press, NBAC, The Sporting News, Basketball Times, foxsports.com)
 2013-14 Nick Johnson (1st, NABC, Sporting News, USBWA, John R. Wooden; 2nd, Associated Press)
 Aaron Gordon (3rd, Sporting News)
 2014-15 Stanley Johnson (3rd, NABC)
 2016-17 Lauri Markkanen (3rd, NABC, AP, Sporting News, USA Today)

USBWA Freshman All-America

- 2014-15 Stanley Johnson

NCAA All-Final Four Team

- 1987-88 Sean Elliott
 1996-97 Miles Simon (MOP)
 Mike Bibby
 2000-01 Richard Jefferson
 Loren Woods

NCAA All-Regional

- 1975-76 Jim Rappis (West)
 1987-88 Sean Elliott (West, MOP)
 Steve Kerr (West)
 Tom Tolbert (West)
 1990-91 Brian Williams (West)
 1993-94 Khalid Reeves (West, MOP)
 Damon Stoudamire (West)
 1996-97 Miles Simon (Southeast, MOP)
 Mike Bibby (Southeast)
 1997-98 Mike Bibby (West)
 2000-01 Gilbert Arenas (Midwest, MOP)
 Jason Gardner (Midwest)
 Richard Jefferson (Midwest)
 2002-03 Loren Woods (Midwest)
 Jason Gardner (West)
 Luke Walton (West)
 2004-05 Hassan Adams (Chicago)
 Channing Frye (Chicago)
 Salim Stoudamire (Chicago)
 2010-11 Derrick Williams (West)
 Jesse Perry (West)
 2012-13 Mark Lyons (West)
 2013-14 Aaron Gordon (West)
 Nick Johnson (West)
 2014-15 Rondae Hollis-Jefferson (West)
 T.J. McConnell (West)

Pacific-12 Conference

Player of the Year

- 2013-14 Nick Johnson

Pacific-12 Conference

Freshman of the Year

- 2013-14 Aaron Gordon
 2014-15 Stanley Johnson

Pacific-10 Conference

Player of the Year

- 1987-88 Sean Elliott
 1988-89 Sean Elliott
 1992-93 Chris Mills
 1994-95 Damon Stoudamire (co)
 1997-98 Mike Bibby
 1998-99 Jason Terry
 2010-11 Derrick Williams

Pacific-10 Conference

Freshman of the Year

- 1985-86 Sean Elliott
 1996-97 Mike Bibby
 1998-99 Michael Wright
 2001-02 Salim Stoudamire
 2006-07 Chase Budinger
 2009-10 Derrick Williams

All-Pac-12 Conference

- 2011-12 Kyle Fogg, G
 Solomon Hill, F
 Jesse Perry, F (hm)
 2012-13 Solomon Hill, F (1st)
 Mark Lyons, G (1st)
 2013-14 Aaron Gordon, F (1st)
 Nick Johnson, G (1st)
 T.J. McConnell, G (2nd)
 2014-15 Rondae Hollis-Jefferson, F (1st)
 Stanley Johnson, F (1st)
 T.J. McConnell, G (1st)
 Brandon Ashley, F (hm)
 2015-16 Ryan Anderson, F (1st)
 Kaleb Tarczewski, C (2nd)
 Gabe York, G, (2nd)
 2016-17 Lauri Markkanen, F (1st)
 Kadeem Allen, G (2nd)
 Allonzo Trier, G (2nd)

All-Pacific-10 Conference

- 1978-79 Larry Demic, C
 Joe Nehls, G (2nd)
 Russell Brown, G (hm)
 1979-80 Joe Nehls, G
 1980-81 Ron Davis, G
 1981-82 Frank Smith, F (hm)
 1983-84 Pete Williams, C
 1984-85 Pete Williams, C
 Eddie Smith, F
 Brock Brunkhorst, G (hm)
 1985-86 Steve Kerr, G
 1986-87 Sean Elliott, F
 1987-88 Sean Elliott, F
 Steve Kerr, G
 Anthony Cook, C
 1988-89 Sean Elliott, F
 Anthony Cook, C
 1989-90 Jud Buechler, F
 1990-91 Brian Williams, F
 1991-92 Chris Mills, F
 Sean Rooks, C
 1992-93 Chris Mills, F
 Damon Stoudamire, G
 Khalid Reeves, G
 1993-94 Damon Stoudamire, G
 1994-95 Damon Stoudamire, G
 Ray Owes, F
 Joseph Blair, C (hm)
 1995-96 Ben Davis, F/C
 Reggie Geary, G
 Miles Simon, G (hm)
 1996-97 Michael Dickerson, F
 Mike Bibby (hm)
 Miles Simon (hm)
 1997-98 Mike Bibby, G
 Michael Dickerson, F
 Miles Simon, G
 1998-99 Jason Terry, G
 A.J. Bramlett, C
 Michael Wright, F
 1999-2000 Michael Wright, F
 Loren Woods, C
 Jason Gardner, G
 Gilbert Arenas, G (hm)
 2000-01 Gilbert Arenas, G
 Michael Wright, F
 2001-02 Jason Gardner, G
 Luke Walton, F
 2002-03 Jason Gardner, G
 Luke Walton, F
 2003-04 Channing Frye, C
 Andre Iguodala, F
 Hassan Adams, F (hm)
 Salim Stoudamire, G (hm)
 2004-05 Channing Frye, C
 Salim Stoudamire, G
 Hassan Adams, G (hm)
 2005-06 Hassan Adams, G
 Ivan Radenovic, F (hm)
 2006-07 Marcus Williams, F
 Ivan Radenovic, F (hm)
 Mustafa Shakur, G (hm)
 2007-08 Jerryd Bayless, G (2nd)
 Chase Budinger, F (3rd)
 Jordan Hill, F (hm)
 2008-09 Chase Budinger, F (1st)
 Jordan Hill, F (1st)
 Nic Wise, G (2nd)
 2009-10 Nic Wise, G (1st)
 Derrick Williams, F (1st)
 2010-11 Derrick Williams, F (1st)
 Lamont Jones, G (hm)
Pac-12 Conference All-Freshmen
 2011-12 Nick Johnson, G
 Josiah Turner, G (hm)
 2012-13 Kaleb Tarczewski, C (hm)
 2013-14 Aaron Gordon, F
 Rondae Hollis-Jefferson, F
 2014-15 Stanley Johnson, F
 2015-16 Allonzo Trier, G
 2016-17 Rawle Alkins, G
 Lauri Markkanen, F

Pac-12 Conference All-Defensive

- 2011-12 Kyle Fogg, G
- 2012-13 Nick Johnson, G (hm)
- 2013-14 Nick Johnson, G
T.J. McConnell, G
- 2014-15 Rondae Hollis-Jefferson, F
T.J. McConnell, G
- 2015-16 Kaleb Tarczewski, C
- 2016-17 Kadeem Allen, G

Pacific-10 Conference All-Freshman

- 1981-82 Brock Brunkhorst, G
- 1983-84 Michael Tait, G
- 1985-86 Sean Elliott, F
- 1988-89 Sean Rooks, C
Matt Othick, G
- 1990-91 Khalid Reeves, G
- 1991-92 Damon Stoudamire, G
- 1994-95 Miles Simon, G (hm)
- 1995-96 A.J. Bramlett, F (hm)
Jason Terry, G (hm)
- 1996-97 Mike Bibby, G
- 1998-99 Micheal Wright, F
Richard Jefferson, F
Ruben Douglas, G (hm)
- 1999-2000 Jason Gardner, G
Gilbert Arenas, G
Luke Walton, F (hm)
- 2001-02 Salim Stoudamire, G
Channing Frye, C
- 2002-03 Hassan Adams, G
Andre Iguodala, F
- 2003-04 Mustafa Shakur, G
Ivan Radenovic, F (hm)
- 2005-06 Marcus Williams, F
- 2006-07 Chase Budinger, F
- 2007-08 Jerryd Bayless, G
- 2008-09 Kyle Fogg, G (hm)
- 2009-10 Derrick Williams, F
- 2010-11 Jordin Mayes, G (hm)

Pacific-12 Conference All-Academic

- 2013-14 Kaleb Tarczewski, C (hm)

Pacific-10 Conference All-Academic

- 1978-79 Joe Nehls, G
- 1979-80 Joe Nehls, G
- 1981-82 Jack Magno, F
- 1985-86 Steve Kerr, G
- 1987-88 Steve Kerr, G
- 1988-89 Matt Muehlebach, G
- 1989-90 Matt Muehlebach, G
- 1990-91 Matt Muehlebach, G
- 1993-94 Kevin Flanagan, F
- 1999-2000 Josh Pastner, G (2nd)
- 2000-01 Eugene Edgeron, F
- 2003-04 Jason Ranne, G
Andre Iguodala, F (2nd)
- 2007-08 Bret Brielmaier, F

Pacific-12 Conference**Coach of the Year**

- 2014 Sean Miller
- 2017 Sean Miller

Pacific-10 Conference**Coach of the Year**

- 1986 Lute Olson
- 1987 Lute Olson
- 1989 Lute Olson
- 1993 Lute Olson
- 1994 Lute Olson
- 1998 Lute Olson
- 2003 Lute Olson (co-selection)
- 2011 Sean Miller

Pac-12 Conference**All-Tournament Team**

- 2012 Kyle Fogg
Solomon Hill
Jesse Perry
- 2014 Aaron Gordon
Nick Johnson
- 2015 Brandon Ashley (MOP)

- Rondae Hollis-Jefferson
- Stanley Johnson
- T.J. McConnell
- 2017 Lauri Markkanen
Allonzo Trier (MOP)

Pacific-10 Conference**All-Tournament Team**

- 1988 Sean Elliott (MVP)
Tom Tolbert
Steve Kerr
- 1989 Sean Elliott (MVP)
Anthony Cook
Jud Buechler
- 1990 Jud Buechler (co-MVP)
Matt Muehlebach (co-MVP)
- 2002 Luke Walton (MOP)
Jason Gardner
Salim Stoudamire
Hassan Adams
- 2004 Salim Stoudamire (MOP)
- 2005 Channing Frye
Derrick Williams

Pac-12 Conference**Hall of Honor**

- 2002 Sean Elliott
- 2003 Steve Kerr
- 2004 Khalid Reeves
- 2005 Pete Williams
- 2006 Damon Stoudamire
- 2007 Chris Mills
- 2008 Miles Simon
- 2009 Lute Olson
- 2010 Mike Bibby
- 2011 Michael Dickerson
- 2012 Richard Jefferson
- 2013 Jason Gardner
- 2014 Luke Walton
- 2015 Fred Snowden
- 2016 Salim Stoudamire
- 2017 Bob Elliott

All-Western Athletic Conference

- 1962-63 Warren Rustand, G (2nd)
Albert Johnson, G (2nd)
- 1963-64 Warren Rustand, G
Albert Johnson, F (2nd)
- 1964-65 Warren Rustand, G
Albert Johnson, F (2nd)
Ted Pickett, G (2nd)
- 1965-66 Bill Davis, F
- 1969-70 Bill Warner, F (2nd)
- 1970-71 Bill Warner, F (2nd)
- 1971-72 Jim Huckestein, G (2nd)
- 1972-73 Coniel Norman, F
Eric Money, G (2nd)
Coniel Norman, F
Al Fleming, F (2nd)
Eric Money, G (2nd)
- 1973-74 Al Fleming, F
Bob Elliott, C
- 1975-76 Al Fleming, F
Bob Elliott, C
Jim Rappis, G (2nd)
- 1976-77 Bob Elliott, F
Herman Harris, G
Phil Taylor, C (2nd)
- 1977-78

Western Athletic Conference**All-Academic**

- 1963-64 Warren Rustand, G
- 1964-65 Warren Rustand, G
- 1965-66 Mike Aboud, G
- 1966-67 Mike Aboud, G
- 1968-69 John Harbour, F
- 1973-74 Jim Rappis, G
- 1974-75 Bob Elliott, F
- 1975-76 Bob Elliott, F
Jim Rappis, G
- 1976-77 Bob Elliott, F

All-Border Conference

- 1933-34 Vince Byrne, F
Gene Filbrun, G
- 1934-35 George Johnson, G
Walter Scholtzshauer, F

- Ralph Winters, C (2nd)
- 1935-36 Lorry DiGrazia, F
Morion Coltrin, G
Elmer Vickers, G (2nd)
- 1936-37 Lory DiGrazia, F (2nd)
Marion Coltrin, G (2nd)
- 1937-38 Lorry DiGrazia, F (2nd)
Marion Coltrin, G (2nd)
- 1937-38 Lorry DiGrazia, F (2nd)
Tom Greenfield, C (2nd)
- 1938-39 Carl Berra, G (2nd)
- 1939-40 Wilmer Harper, F (2nd)
Carl Berra, F (2nd0)
George Jordan, C (2nd)
Stewart Udall, G (2nd)
- 1940-41 Wilmer Harper, F (2nd)
Vince Cullen, F (2nd)
Don Gatchel, G (2nd)
- 1941-42 Bob Ruman, F (2nd)
- 1942-43 Vince Cullem, F
Bob Ruman, F (2nd)
Merv Borodkin, G (2nd)
- 1945-46 Link Richmond, F
Fred Enke, F
Tim Ballantyne, C
Marv Borodkin, G (2nd)
George Genung, G (2nd)
- 1946-47 Link Richmond, F
Fred Enke, G
Junior Crum, C (2nd)
Marv Borodkin, G (2nd)
- 1947-48 Morris Udall, F
Fred Enke, G
- 1948-49 Bill Mann, G (2nd)
Leon Blevins, F
- 1949-50 Hillard Crum, C (2nd)
Leon Blevins, F
Roger Johnson, G
Bob Honea, F (2nd)
Leo Johnson, G (2nd)
- 1950-51 Bob Honea, F
Roger Johnson, G
Leo Johnson, G
- 1951-52 Dave Schuff, F (2nd)
Roger Johnson, G (1st)
Bill Kemmeries, F (2nd)
- 1953-54 Hadie Redd, F (2nd)
John Bruner, C (2nd)
- 1954-55 Hadie Redd, F (2nd)
- 1955-56 Ed Nymeyer, F (2nd)
- 1956-57 Bob Mueller, F
Ed Nymeyer, F (2nd)
- 1957-58 Ed Nymeyer, F (2nd)
- 1958-59 Ernie McCray, C (2nd)
- 1959-60 Ernie McCray, C
Jon Conner, G (2nd)
- 1960-61 Joe Skaigis, F (2nd)

Pac-12 Conference Players of the Week

- 2/20/17 Lauri Markkanen
- 1/23/17 Lauri Markkanen
- 3/7/16 Gabe York
- 2/8/16 Ryan Anderson
- 12/14/15 Allonzo Trier
- 2/16/15 Rondae Hollis-Jefferson
- 1/19/15 Stanley Johnson
- 12/11/14 Stanley Johnson
- 12/2/13 Nick Johnson
- 1/21/13 Mark Lyons
- 2/27/12 Kyle Fogg
- 12/26/11 Solomon Hill
- 12/5/11 Solomon Hill

Pac-10 Conference Players of the Week

- 2/28/11 Derrick Williams
- 2/7/11 Lamont "MoMo" Jones
- 1/24/11 Derrick Williams
- 12/13/10 Derrick Williams
- 2/1/10 Nic Wise
- 2/16/09 Nic Wise
- 2/2/09 Chase Budinger
- 12/29/08 Janelle Horne
- 12/15/08 Jordan Hill
- 2/18/08 Jerryd Bayless
- 12/10/07 Jordan Hill

- 3/5/07 Ivan Radenovic
- 1/1/07 Ivan Radenovic
- 11/20/06 Chase Budinger
- 1/2/06 Hassan Adams
- 12/26/05 Hassan Adams
- 3/7/05 Salim Stoudamire
- 2/21/05 Salim Stoudamire
- 1/17/05 Salim Stoudamire
- 2/16/04 Salim Stoudamire
- 12/15/03 Hassan Adams
- 3/3/03 Salim Stoudamire
- 2/24/03 Channing Frye
- 1/27/03 Jason Gardner
- 12/16/02 Jason Gardner
- 1/21/02 Luke Walton
- 11/26/01 Jason Gardner
- 3/12/01 Loren Woods
- 2/19/01 Gilbert Arenas
- 1/22/01 Gilbert Arenas
- 12/4/00 Luke Walton
- 11/27/00 Michael Wright
- 2/7/00 Loren Woods
- 1/17/00 Loren Woods
- 12/6/99 Michael Wright
- 3/7/99 Jason Terry
- 2/22/99 Jason Terry
- 2/1/99 Jason Terry
- 2/2/98 Mike Bibby
- 1/12/98 Michael Dickerson
- 1/6/98 Miles Simon
- 12/15/97 Jason Terry
- 3/3/97 Michael Dickerson
- 2/10/97 Miles Simon (*co)
- 12/16/96 Michael Dickerson
- 2/12/96 Miles Simon
- 1/22/96 Ben Davis
- 12/4/95 Joseph Blair
- 1/16/95 Damon Stoudamire
- 2/28/94 Khalid Reeves
- 2/14/94 Khalid Reeves
- 1/3/94 Khalid Reeves
- 12/6/93 Damon Stoudamire
- 3/15/93 Chris Mills
- 2/22/93 Chris Mills
- 1/25/93 Ed Stokes
- 1/11/93 Chris Mills (*co)
- 12/14/92 Chris Mills
- 12/9/91 Chris Mills
- 3/11/91 Matt Muehlebach
- 2/11/91 Brian Williams
- 1/21/91 Chris Mills
- 11/26/90 Chris Mills
- 2/12/90 Jud Buechler
- 11/27/89 Jud Buechler
- 3/6/89 Anthony Cook
- 2/20/89 Sean Elliott
- 1/16/89 Anthony Cook
- 12/12/88 Sean Elliott
- 2/2/88 Sean Elliott
- 1/4/88 Sean Elliott
- 12/21/87 Steve Kerr
- 12/14/87 Steve Kerr
- 12/7/87 Sean Elliott
- 2/23/87 Sean Elliott
- 1/19/87 Craig McMillan
- 12/30/85 Steve Kerr
- 3/11/85 Pete Williams
- 1/7/85 Eddie Smith
- 2/27/84 Pete Williams

USBWA National Players of the Week

- 2/9/16 Ryan Anderson
- 1/24/17 Lauri Markkanen

All-Coast

- 1949-50 Leon Blevins (UPI)
- 1978-79 Joe Nehls (UPI)
- 1978-79 Joe Nehls (BB News)

All-District 6 (Colliers)

- 1948-49 Leon Blevins
- 1949-50 Leon Blevins
- 1950-51 Roger Johnson
- 1951-52 Roger Johnson

USBWA All-District 7

1961-62 Joe Skaisgir
1971-72 Jim Huckestein
1972-73 Coniel Norman
1973-74 Coniel Norman
1974-75 Al Fleming
Bob Elliott
1975-76 Al Fleming
Bob Elliott
1976-77 Bob Elliott
Herman Harris

USBWA All-District 8

1978-79 Larry Demic
Joe Nehls
1985-86 Steve Kerr
1986-87 Sean Elliott
1987-88 Sean Elliott (POY)
Steve Kerr
Lute Olson (COY)
1988-89 Sean Elliott (POY)
Anthony Cook
1989-90 Jud Buechler
1990-91 Brian Williams
Chris Mills
1991-92 Chris Mills
Sean Rooks
1992-93 Chris Mills (POY)
Damon Stoudamire
Lute Olson (COY)
1993-94 Khalid Reeves
Damon Stoudamire
1994-95 Ray Owes
Damon Stoudamire
1996-97 Michael Dickerson

USBWA All-District 9

1999-2000 Michael Wright
Loren Woods
2001-02 Jason Gardner
Luke Walton
2002-03 Jason Gardner (POY)
2003-04 Channing Frye
Andre Iguodala
2004-05 Salim Stoudamire (POY)
Channing Frye
Hassan Adams
2006-07 Marcus Williams
2007-08 Jerryd Bayless
2008-09 Chase Budinger
Jordan Hill
2010-11 Derrick Williams
2011-12 Kyle Fogg
2012-13 Solomon Hill
Mark Lyons
2013-14 Aaron Gordon
Nick Johnson (POY)
2014-15 Stanley Johnson
T.J. McConnell
2015-16 Ryan Anderson
2016-17 Lauri Markkanen

NABC All-District

1951-52 Roger Johnson
1952-53 Bill Kemmeries (hm)
1953-54 Hadie Redd
1954-55 Hadie Redd
1959-60 Ernie McCray (3rd)
1961-62 Joe Skaisgir (3rd)
1963-64 Albert Johnson (3rd)
Warren Rustand (3rd)
1964-65 Warren Rustand
Albert Johnson (2nd)
1965-66 Ted Pickett (3rd)
Bob Spahn (3rd)
1967-68 Bill Davis (2nd)
1968-69 Mickey Foster
Tom Lee (3rd)
1970-71 Bill Warner (2nd)
1971-72 Jim Huckestein
1972-73 Coniel Norman
Eric Money (2nd)
1973-74 Coniel Norman
Eric Money (2nd)
1974-75 Al Fleming
Bob Elliott

1975-76 Al Fleming
Bob Elliott
1976-77 Bob Elliott
Herman Harris
Phil Taylor (3rd)
1977-78 Phil Taylor (3rd)
1978-79 Joe Nehls
Larry Demic (2nd)
Russell Brown (2nd)
1979-80 Joe Nehls (2nd)
1980-81 Ron Davis (2nd)
1981-82 Frank Smith (2nd)
1984-85 Pete Williams
Eddie Smith (2nd)
1985-86 Steve Kerr (2nd)

NABC All-District 15

1986-87 Sean Elliott
1987-88 Sean Elliott
Steve Kerr (2nd)
1988-89 Sean Elliott
Anthony Cook
Lute Olson (COY)
1989-90 Jud Buechler (2nd)
1990-91 Brian Williams (2nd)
Chris Mills (2nd)
1991-92 Chris Mills
Sean Rooks (2nd)
1992-93 Chris Mills
Damon Stoudamire (2nd)
Lute Olson (COY)
1993-94 Khalid Reeves
Damon Stoudamire
1994-95 Damon Stoudamire
Ray Owes (2nd)
Ben Davis (2nd)
Reggie Geary (2nd)
Miles Simon (2nd)
1996-97 Michael Dickerson
1997-98 Mike Bibby
Michael Dickerson
Miles Simon
1998-99 Jason Terry
A.J. Bramlett (2nd)
1999-2000 Michael Wright
Loren Woods (2nd)
Jason Gardner (2nd)
2000-01 Gilbert Arenas
Loren Woods (2nd)
Michael Wright (2nd)
2001-02 Jason Gardner (1st)
Luke Walton (1st)
2002-03 Jason Gardner (1st)
Luke Walton (1st)
2003-04 Hassan Adams (1st)
Channing Frye (1st)
Andre Iguodala (2nd)
Salim Stoudamire (2nd)
2004-05 Salim Stoudamire (1st)
Channing Frye (1st)
Hassan Adams (2nd)
2006-07 Marcus Williams
Ivan Radenovic
Chase Budinger
2007-08 Jerryd Bayless (1st)
Chase Budinger (2nd)
2008-09 Jordan Hill (1st)
Chase Budinger (2nd)
2009-10 Nic Wise (1st)
Derrick Williams (2nd)
2010-11 Derrick Williams (1st)
2011-12 Solomon Hill (1st)

NABC All-District 20

2012-13 Solomon Hill (1st)
Mark Lyons (1st)
2013-14 Aaron Gordon (2nd)
Nick Johnson (1st)
2014-15 Stanley Johnson (1st)
T.J. McConnell (1st)
2015-16 Ryan Anderson (1st)
2016-17 Lauri Markkanen (1st)

All-Far West (Basketball Weekly)
1992-93 Ed Stokes

Khalid Reeves (hm)
Damon Stoudamire (hm)
1993-94 Khalid Reeves
Ray Owes (hm)
Damon Stoudamire (hm)

All-West Region (Basketball Times)

1993-94 Khalid Reeves
Damon Stoudamire

Basketball Times All-Rockies Region

2001-02 Jason Gardner
2002-03 Jason Gardner
2003-04 Hassan Adams
2004-05 Salim Stoudamire
Channing Frye
2006-07 Marcus Williams

NCAA Post-Graduate Scholarship

1991 Matt Muehlebach

Academic All-America (CoSIDA)

1964-65 Warren Rustand, G (2nd)
1974-75 Bob Elliott, F (2nd)
1975-76 Bob Elliott, F
1976-77 Bob Elliott, F
1990-91 Matt Muehlebach, G (2nd)

GTE/CoSIDA

Academic All-America Hall of Fame
1995 Bob Elliott

N4A Wilma Rudolph Award

2012 Kevin Parrom

WAC Scholar-Athlete Award

1965 Warren Rustand
1966 Mike Aboud
1977 Bob Elliott

USBWA District 9 Coach of the Year

1999-00 Lute Olson
2013-14 Sean Miller

NABC District 20 Coach of the Year

2010-11 Sean Miller
2013-14 Sean Miller

John R. Wooden

"Legends of Coaching" Award
2000-01 Lute Olson

Clair Bee Coach of the Year Award

2000-01 Lute Olson

cnni.com

National Coach of the Year

2001-02 Lute Olson

National Sports Festival

1985 Joe Turner
1986 Anthony Cook, Brian David
1987 Sean Rooks
Mark Georgeson
1991 Damon Stoudamire
1993 Joseph Blair

World University Games

1987 Sean Elliott
1993 Damon Stoudamire

U.S. Olympic Trials

1976 Bob Elliott
1988 Sean Elliott
Steve Kerr
Tom Tolbert
Anthony Cook

USA Basketball Senior National Team

2003 Mike Bibby
Richard Jefferson
2004 Richard Jefferson (bronze)
2010 Andre Iguodala
2012 Andre Iguodala (gold)

USA Basketball

World Championship Team

1986 Lute Olson (coach)
Sean Elliott
Steve Kerr
2010 Andre Iguodala

USA Basketball Coach of the Year

2015 Sean Miller

FIBA/AAU Extraordinary Worldwide Championship of Basketball for Males

1966 Warren Rustand

Olympic Games/FIBA World Championship Appearances

2004 Robertas Javtokas (LTU)
2008 Robertas Javtokas (LTU)
2010 Robertas Javtokas (LTU)

NABC East-West Game

1965 Warren Rustand
1976 Al Fleming
1977 Herman Harris
1979 Larry Demic
1990 Jud Buechler

Aloha Classic

1976 Al Fleming
1977 Herman Harris
1979 Larry Demic
1980 Joe Nehls

Pizza Hut East-West

1979 Larry Demic

A.I.A. vs. College All-Stars

1979 Larry Demic
1980 Joe Nehls

Harlem Globetrotters vs. College All-Stars

1951 Leo Johnson

Orlando Classic

1988 Tom Tolbert
1989 Anthony Cook
1990 Jud Buechler
1992 Sean Rooks

Portsmouth Invitational

1991 Matt Muehlebach
1992 Matt Othick
2003 Rick Anderson
2010 Nic Wise
2012 Kyle Fogg
2013 Mark Lyons
2017 Kadeem Allen

Cactus Classic

1993 Ed Stokes
1994 Khalid Reeves

NBA Finals Appearances

1996	Steve Kerr, Jud Buechler (Chicago)
1997	Steve Kerr, Jud Buechler, Brian Williams (Chicago)
1998	Steve Kerr, Jud Buechler (Chicago)
1999	Steve Kerr, Sean Elliott (San Antonio)
2002	Richard Jefferson (New Jersey)
2003	Steve Kerr (San Antonio) Richard Jefferson (New Jersey)
2004	Luke Walton (LA Lakers)
2006	Jason Terry (Dallas)
2008	Luke Walton (LA Lakers)
2009	Luke Walton (LA Lakers)
2010	Luke Walton (LA Lakers)
2011	Jason Terry (Dallas) Mike Bibby (Miami)
2013	Brett Brielmaier* (San Antonio)
2015	Andre Iguodala, Steve Kerr*, Luke Walton*, Bruce Fraser* (Golden State) Brett Brielmaier* (Cleveland)
2016	Andre Iguodala, Steve Kerr*, Luke Walton*, Bruce Fraser* (Golden State) Channing Frye, Richard Jefferson, Brett Brielmaier* (Cleveland)
2017	Andre Iguodala, Steve Kerr*, Bruce Fraser* (Golden State) Channing Frye, Richard Jefferson, Derrick Williams (Cleveland)

*Indicates member of coaching staff

NBA Championships

1996	Steve Kerr, Jud Buechler (Chicago)
1997	Steve Kerr, Jud Buechler, Brian Williams (Chicago)
1998	Steve Kerr, Jud Buechler (Chicago)
1999	Steve Kerr, Sean Elliott (San Antonio)
2003	Steve Kerr (San Antonio)
2009	Luke Walton (LA Lakers)
2010	Luke Walton (LA Lakers)
2011	Jason Terry (Dallas)
2015	Andre Iguodala, Steve Kerr*, Luke Walton*, Bruce Fraser* (Golden State)
2016	Channing Frye, Richard Jefferson, Brett Brielmaier* (Cleveland)
2017	Andre Iguodala, Steve Kerr*, Bruce Fraser* (Golden State)

*Indicates member of coaching staff

NBA Finals MVP

2015	Andre Iguodala (Golden State)
------	-------------------------------

ARIZONA'S FIRST ROUND DRAFT PICKS (22)

Player	Round/ Selection	Year	Team
Morris Udall		1948	Denver Nuggets (NBL)
Lincoln Richmond		1948	Ft. Wayne Pistons
Leon Blevins	7/79	1950	Indianapolis Olympians
Leo Johnson	5/44	1951	Ft. Wayne Pistons
Roger Johnson		1952	Milwaukee Hawks
Ernie McCray	17/95	1960	Cincinnati Royals
Warren Rustand	4/31	1965	San Francisco Warriors
Bill Davis	12/160	1968	Phoenix Suns
Michael Foster		1970	Indiana Pacers (ABA)
Tom Lee	9/147	1971	Philadelphia 76ers
Eddie Myers	10/160	1971	Baltimore Bullets
		1971	Miami Floridians (ABA)
Bill Warner	11/170	1971	Buffalo Braves
		1971	New York Nets (ABA)
Bruce Anderson	7/101	1972	Detroit Pistons
Eric Money	2/33	1974	Detroit Pistons
		1974	Denver Nuggets (ABA)
Coniel Norman	3/37	1974	Philadelphia 76ers
		1974	Denver Nuggets (ABA)
Al Fleming	2/30	1976	Phoenix Suns
James Rappis	5/77	1976	Milwaukee Bucks
Bob Elliott	2/42	1977	Philadelphia 76ers
Herman Harris	2/43	1977	Philadelphia 76ers
Jerome Gladney	8/164	1977	San Antonio Spurs
Phil Taylor	10/198	1978	Denver Nuggets
Larry Demic	1/9	1979	New York Knicks
Joe Nehls	7/152	1980	Houston Rockets
Ron Davis	4/79	1981	Washington Bullets
Robbie Dosty	6/148	1981	Golden State Warriors
Frank Smith	8/177	1983	Portland Trailblazers
*Leon Wood	1/10	1984	Philadelphia 76ers
Pete Williams	4/89	1985	Denver Nuggets
Eddie Smith	7/158	1985	Denver Nuggets
Tom Tolbert	2/34	1988	Charlotte Hornets
Steve Kerr	2/50	1988	Phoenix Suns
Sean Elliott	1/3	1989	San Antonio Spurs
Anthony Cook	1/24	1989	Phoenix Suns
Jud Buechler	2/38	1990	Seattle SuperSonics
Brian Williams	1/10	1991	Orlando Magic
Sean Rooks	2/30	1992	Dallas Mavericks
Chris Mills	1/22	1993	Cleveland Cavaliers
Ed Stokes	2/35	1993	Miami Heat
Khalid Reeves	1/12	1994	Miami Heat
Damon Stoudamire	1/7	1995	Toronto Raptors
Joseph Blair	2/35	1996	Seattle SuperSonics
Ben Davis	2/43	1996	Phoenix Suns
Reggie Geary	2/56	1996	Cleveland Cavaliers
Mike Bibby	1/2	1998	Vancouver Grizzlies
Michael Dickerson	1/14	1998	Houston Rockets
Miles Simon	2/42	1998	Orlando Magic
Jason Terry	1/10	1999	Atlanta Hawks
A.J. Bramlett	2/39	1999	Cleveland Cavaliers
Richard Jefferson	1/13	2001	Houston Rockets
Gilbert Arenas	2/31	2001	Golden State Warriors
Michael Wright	2/39	2001	New York Knicks
Loren Woods	2/46	2001	Minnesota Timberwolves
*Robertas Javtokas	2/56	2001	San Antonio Spurs
Luke Walton	2/32	2003	Los Angeles Lakers
Andre Iguodala	1/9	2004	Philadelphia 76ers
Channing Frye	1/8	2005	New York Knicks
Salim Stoudamire	2/31	2005	Atlanta Hawks
Hassan Adams	2/54	2006	New Jersey Nets
Marcus Williams	2/33	2007	San Antonio Spurs
Jerryd Bayless	1/11	2008	Indiana Pacers
Jordan Hill	1/8	2009	New York Knicks
Chase Budinger	2/44	2009	Detroit Pistons
Derrick Williams	1/2	2011	Minnesota Timberwolves
Solomon Hill	1/23	2013	Indiana Pacers
Grant Jerrett	2/40	2013	Portland Trail Blazers
Aaron Gordon	1/4	2014	Orlando Magic
Nick Johnson	2/42	2014	Houston Rockets
Stanley Johnson	1/8	2015	Detroit Pistons
Rondae Hollis-Jefferson	1/23	2015	Portland Trail Blazers
Lauri Markkanen	1/7	2017	Minnesota Timberwolves
Kadeem Allen	2/53	2017	Boston Celtics

Player	Selection	Year	Team
Larry Demic	9	1979	New York Knicks
*Leon Wood	10	1984	Philadelphia 76ers
\$Sean Elliott	3	1989	San Antonio Spurs
Anthony Cook	24	1989	Phoenix Suns
\$Brian Williams	10	1991	Orlando Magic
Chris Mills	22	1993	Cleveland Cavaliers
Khalid Reeves	12	1994	Miami Heat
\$Damon Stoudamire	7	1995	Toronto Raptors
\$Mike Bibby	2	1998	Vancouver Grizzlies
Michael Dickerson	14	1998	Houston Rockets
\$Jason Terry	10	1999	Atlanta Hawks
\$Richard Jefferson	13	2001	Houston Rockets
\$Andre Iguodala	9	2004	Philadelphia 76ers
\$Channing Frye	8	2005	New York Knicks
\$Jerryd Bayless	11	2008	Indiana Pacers
\$Jordan Hill	8	2009	New York Knicks
\$Derrick Williams	2	2011	Minnesota Timberwolves
Solomon Hill	23	2013	Indiana Pacers
\$Aaron Gordon	4	2014	Orlando Magic
\$Stanley Johnson	8	2015	Detroit Pistons
Rondae Hollis-Jefferson	23	2015	Portland Trail Blazers
\$Lauri Markkanen	7	2017	Minnesota Timberwolves

* Played at Arizona as a freshman before transferring.

\$ Lottery pick

* Played at Arizona as a freshman before transferring

IN THE POLLS

The University of Arizona has become a fixture in the men's college basketball rankings. Over the last 30 seasons, the Wildcats have been ranked in the nation's top 25 in 445 of 520 Associated Press polls released in that span (85.6 percent). In fact, the Wildcats' string of 312 consecutive regular-season appearances in that span (Nov. 30, 1987-Dec. 12, 2005) is an AP poll record.

Until being left out of the 2001-02 preseason poll, Arizona had been ranked in the polls for six straight seasons, covering 109 consecutive ranking periods, dating back to Nov. 20, 1996.

Arizona's record in the coaches' poll is almost as impressive. Since the 1989-90 campaign, the Wildcats have been ranked in 422 of 502 polls (84.1 percent) dating back to Dec. 4, 1990. The only breaks in that streak prior to 2005-06 were the 2001-02 preseason and the 2003-04 final poll.

Arizona has been the No. 1 team in the country for 38 different polling periods, with the last coming on a program-record eight-consecutive occasions in the 2013-14 season. The team's initial climb to No. 1 came Dec. 21, 1987 and also happened during the 1988-89, 1990-91, 1996-97, 1997-98 and 2000-01 seasons.

At the end of the 2016-17 season, Arizona had been ranked in AP poll for each of the last 97 weeks it has been released. That's the second longest active streak in the nation behind only Kansas.

2016-17 Week-By-Week

	AP	USA Today
Preseason	10	11
Nov. 14	10	9
Nov. 21	8	9
Nov. 28	16	15
Dec. 5	20	20
Dec. 12	19	19
Dec. 19	18	18
Dec. 26	18	18
Jan. 2	17	17
Jan. 9	16	16
Jan. 16	14	13
Jan. 23	7	9
Jan. 30	5	5
Feb. 6	9	10
Feb. 13	5	6
Feb. 20	4	4
Feb. 27	7	8
March 6	7	7
March 13	4	4
Final	--	7

2015-16 Week-By-Week

	AP	USA Today
Preseason	12	10
Nov. 12	12	10
Nov. 23	11	10
Nov. 30	19	14
Dec. 7	13	12
Dec. 14	13	12
Dec. 21	8	8
Dec. 28	8	7
Jan. 4	7	6
Jan. 11	18	16
Jan. 18	12	11
Jan. 25	18	15
Feb. 1	23	20
Feb. 8	17	14
Feb. 15	12	12
Feb. 22	9	10
Feb. 29	18	16
March 7	15	14
March 14	17	16
Final	--	22

2014-15 Week-By-Week

	AP	USA Today
Preseason	2	2
Nov. 17	2	2
Nov. 24	3	4
Dec. 1	3	3
Dec. 8	3	3
Dec. 15	3	3
Dec. 22	3	3
Dec. 29	8	7
Jan. 5	7	6
Jan. 12	10	9
Jan. 19	7	7
Jan. 26	6	6
Feb. 2	6	6
Feb. 9	7	7
Feb. 16	7	7
Feb. 23	7	7
March 2	5	6
March 9	5	6
March 16	5	4
Final	--	4

2013-14 Week-By-Week

	AP	USA Today
Preseason	6	5
Nov. 11	6	5
Nov. 18	5	4
Nov. 25	4	3
Dec. 2	2	2
Dec. 9	1	1
Dec. 16	1	1
Dec. 23	1	1
Dec. 30	1	1
Jan. 6	1	1
Jan. 13	1	1
Jan. 20	1	1
Jan. 27	1	1
Feb. 3	2	3

Feb. 10	2	3
Feb. 17	4	4
Feb. 24	3	3
March 3	3	3
March 10	4	4
March 17	4	5
Final	--	5

2012-13 Week-By-Week

	AP	ESPN/ USA Today
Preseason	12	11
Nov. 12	12	12
Nov. 19	10	10
Nov. 26	9	9
Dec. 3	8	8
Dec. 10	8	8
Dec. 17	4	5
Dec. 24	3	3
Dec. 31	3	3
Jan. 7	4	3
Jan. 14	7	7
Jan. 21	6	6
Jan. 28	8	8
Feb. 4	7	7
Feb. 11	9	9
Feb. 18	12	12
Feb. 25	11	11
March 4	18	18
March 11	18	18
March 18	21	20
Final	--	14

2011-12 Week-By-Week

	AP	ESPN/ USA Today
Preseason	16	16
Nov. 14	15	16
Nov. 21	23	23
Nov. 28	NR	NR
Dec. 5	NR	NR
Dec. 12	NR	NR
Dec. 19	NR	NR
Dec. 26	NR	NR
Jan. 2	NR	NR
Jan. 9	NR	NR
Jan. 16	NR	NR
Jan. 23	NR	NR
Jan. 30	NR	NR
Feb. 6	NR	NR
Feb. 13	NR	NR
Feb. 20	NR	NR
Feb. 27	NR	NR
March 5	NR	NR
March 12	NR	NR
Final	--	NR

2010-11 Week-By-Week

	AP	ESPN/ USA Today
Preseason	NR	NR
Nov. 15	NR	NR
Nov. 22	NR	NR
Nov. 29	NR	NR
Dec. 6	NR	NR
Dec. 13	NR	NR
Dec. 20	NR	NR
Dec. 27	NR	NR
Jan. 3	NR	NR
Jan. 10	NR	NR
Jan. 17	NR	25
Jan. 24	NR	NR
Jan. 31	21	22
Feb. 7	15	16
Feb. 14	12	13
Feb. 21	10	10
Feb. 28	18	18
March 7	16	15
March 14	17	18
Final	--	9

2009-10 Week-By-Week

	AP	ESPN/ USA Today
Preseason	NR	NR

Nov. 16	NR	NR
Nov. 23	NR	NR
Nov. 30	NR	NR
Dec. 7	NR	NR
Dec. 14	NR	NR
Dec. 21	NR	NR
Dec. 28	NR	NR
Jan. 4	NR	NR
Jan. 11	NR	NR
Jan. 18	NR	NR
Jan. 25	NR	NR
Feb. 1	NR	NR
Feb. 8	NR	NR
Feb. 15	NR	NR
Feb. 22	NR	NR
March 1	NR	NR
March 8	NR	NR
March 15	NR	NR
Final	--	NR

2008-09 Week-By-Week

	AP	ESPN/ USA Today
Preseason	NR	NR
Nov. 17	NR	NR
Nov. 24	NR	NR
Dec. 1	NR	NR
Dec. 8	NR	NR
Dec. 15	NR	NR
Dec. 22	NR	NR
Dec. 29	NR	NR
Jan. 5	NR	NR
Jan. 12	NR	NR
Jan. 19	NR	NR
Jan. 26	NR	NR
Feb. 2	NR	NR
Feb. 9	NR	NR
Feb. 16	NR	NR
Feb. 23	NR	NR
March 2	NR	NR
March 9	NR	NR
March 16	NR	NR
Final	—	23

2007-08 Week-By-Week

	AP	ESPN/ USA Today
Preseason	17	17
Nov. 12	17	17
Nov. 19	NR	NR
Nov. 26	NR	NR
Dec. 3	22	24
Dec. 10	21	22
Dec. 17	19	19
Dec. 24	17	18
Dec. 31	21	21
Jan. 7	NR	24
Jan. 14	NR	NR
Jan. 21	NR	NR
Jan. 28	NR	NR
Feb. 4	NR	NR
Feb. 11	NR	NR
Feb. 18	NR	NR
Feb. 25	NR	NR
March 3	NR	NR
March 10	NR	NR
March 17	NR	NR
Final	NR	NR

2006-07 Week-By-Week

	AP	ESPN/ USA Today
Preseason	10	10
Nov. 13	15	16
Nov. 20	15	15
Nov. 27	16	16
Dec. 4	14	15
Dec. 11	10	11
Dec. 18	9	9
Dec. 26	7	7
Jan. 1	7	7
Jan. 8	10	8
Jan. 15	11	12
Jan. 22	17	19
Jan. 29	20	22

Feb. 5	24	—
Feb. 12	19	24
Feb. 19	—	—
Feb. 26	—	—
March 5	—	—
March 12	—	—
Final	np	—

2005-06 Week-By-Week

	AP	ESPN/ USA Today
Preseason	10	9
Nov. 21	9	8
Nov. 28	15	13
Dec. 5	24	25
Dec. 12	24	NR
Dec. 19	NR	NR
Dec. 26	NR	NR
Jan. 2	21	23
Jan. 9	24	25
Jan. 16	NR	NR
Jan. 23	NR	NR
Jan. 30	NR	NR
Feb. 6	NR	NR
Feb. 13	NR	NR
Feb. 20	NR	NR
Feb. 27	NR	NR
March 6	NR	NR
March 13	NR	NR
Final	—	NR

2004-05 Week-By-Week

	AP	ESPN/ USA Today
Preseason	10	11
Nov. 22	18	17
Nov. 29	21	20
Dec. 6	15	15
Dec. 13	15	16
Dec. 20	14	15
Dec. 27	14	14
Jan. 3	13	13
Jan. 10	17	16
Jan. 17	13	12
Jan. 24	11	11
Jan. 31	14	13
Feb. 7	12	13
Feb. 14	10	11
Feb. 21	9	8
Feb. 28	11	11
March 7	8	8
March 14	9	9
Final	—	6

2003-04 Week-By-Week

	AP	ESPN/ USA Today
Preseason	4	4
Nov. 17	4	np
Nov. 24	4	3
Dec. 1	7	8
Dec. 8	9	9
Dec. 15	7	5
Dec. 22	5	5
Dec. 29	4	4
Jan. 5	3	3
Jan. 12	7	8
Jan. 19	14	12
Jan. 26	9	9
Feb. 2	12	12
Feb. 9	16	15
Feb. 16	14	13
Feb. 23	17	14
March 1	22	17
March 8	21	16
March 15	22	18
Final	np	NR

2002-03 Week-By-Week

	AP	ESPN/ USA Today
Preseason	1	1
Nov. 18	1	np
Nov. 25	1	1
Dec. 2	1	1

Dec. 9	1	1
Dec. 16	1	1
Dec. 23	4	4
Dec. 30	4	4
Jan. 6	2	2
Jan. 13	2	2
Jan. 20	1	1
Jan. 27	1	1
Feb. 3	2	2
Feb. 10	1	1
Feb. 17	1	1
Feb. 24	1	1
March 3	1	1
March 10	1	1
March 17	2	2
April 8	np	5

2001-02 Week-By-Week

	AP	ESPN/ USA Today
Preseason	NR	NR
Nov. 12	np	12
Nov. 19	8	7
Nov. 26	4	3
Dec. 3	7	8
Dec. 10	6	7
Dec. 17	11	10
Dec. 24	14	16
Dec. 31	15	14
Jan. 7	20	21
Jan. 14	15	18
Jan. 21	10	12
Jan. 28	19	18
Feb. 4	11	13
Feb. 11	9	10
Feb. 18	14	16
Feb. 25	14	14
March 4	15	14
March 11	7	8
Final	np	10

2000-01 Week-By-Week

	AP	ESPN/ USA Today
Preseason	1	1
Nov. 13	1	np
Nov. 20	1	2
Nov. 27	5	5
Dec. 4	5	5
Dec. 11	7	6
Dec. 18	10	8
Dec. 25	12	10
Jan. 1	16	15
Jan. 8	21	20
Jan. 15	17	17
Jan. 22	12	13
Jan. 29	7	9
Feb. 5	11	10
Feb. 12	8	8
Feb. 19	8	8
Feb. 26	9	7
March 5	8	7
March 12	5	4
Final	np	2

1999-2000 Week-By-Week

	AP	ESPN/ USA Today
Preseason	9	9
Nov. 15	10	9
Nov. 22	8	9
Nov. 29	4	4
Dec. 6	2	2
Dec. 13	4	3
Dec. 20	3	2
Dec. 27	5	4
Jan. 3	5	4
Jan. 10	2	2
Jan. 17	2	2
Jan. 24	5	4
Jan. 31	9	5
Feb. 7	7	7
Feb. 14	4	4
Feb. 21	4	4
Feb. 28	3	3
March 6	9	6
March 13	4	4

1998-99 Week-By-Week

	AP	ESPN/ USA Today
Preseason	18	20
Nov. 16	12	20
Nov. 23	11	15
Nov. 30	13	13
Dec. 7	8	10
Dec. 14	T8	9
Dec. 21	8	9

Dec. 28	6	7
Jan. 5	8	11
Jan. 11	7	8
Jan. 18	9	11
Jan. 25	13	12
Feb. 1	10	11
Feb. 8	10	11
Feb. 15	8	10
Feb. 22	7	9
March 1	13	11
March 8	10	10

1997-98 Week-By-Week

	AP	ESPN/ USA Today
Preseason	1	1
Nov. 17	1	1
Nov. 24	1	1
Dec. 1	4	4
Dec. 8	6	4
Dec. 15	5	5
Dec. 22	5	5
Dec. 29	8	6
Jan. 5	5	5
Jan. 12	5	5
Jan. 19	6	5
Jan. 26	6	6
Feb. 2	4	4
Feb. 9	3	4
Feb. 16	3	3
Feb. 23	2	2
March 2	2	2
March 9	4	4
Final	np	6

1996-97 Week-By-Week

	AP	ESPN/ USA Today
Preseason	19	16
Nov. 18	19	16
Nov. 25	11	10
Dec. 2	15	13
Dec. 9	8	8
Dec. 16	6	6
Dec. 23	9	13
Dec. 30	9	13
Jan. 6	7	8
Jan. 13	6	7
Jan. 20	11	11
Jan. 27	10	10
Feb. 3	14	11
Feb. 10	11	11
Feb. 17	13	12
Feb. 24	15	12
March 3	12	11
March 10	15	13
April 1	np	1

1995-96 Week-By-Week

	AP	ESPN/ USA Today
Preseason	—	25
Nov. 20	19	9
Nov. 27	4	4
Dec. 4	4	4
Dec. 11	4	4
Dec. 18	3	3
Dec. 25	9	8
Jan. 1	9	9
Jan. 8	18	16
Jan. 15	18	17
Jan. 22	13	12
Jan. 29	14	12
Feb. 5	16	15
Feb. 12	13	15
Feb. 19	13	14
Feb. 26	11	11
March 4	11	11

1994-95 Week-By-Week

	AP	ESPN/ USA Today
Preseason	5	6
Nov. 21	5	6
Nov. 28	9	8
Dec. 5	8	8
Dec. 12	8	7
Dec. 19	7	6
Dec. 26	10	9
Jan. 2	9	8
Jan. 9	13	9
Jan. 16	11	11
Jan. 23	12	10
Jan. 30	12	12
Feb. 6	9	8
Feb. 13	12	10
Feb. 20	13	9
Feb. 27	12	10
March 6	12	11
March 13	15	13
April 5	np	25

1993-94 Week-By-Week

	AP	ESPN/ USA Today
Preseason	18	20
Nov. 22	19	20
Nov. 29	19	12
Dec. 6	14	14
Dec. 13	13	12
Dec. 20	13	12
Dec. 27	12	13
Jan. 3	9	9
Jan. 10	6	6
Jan. 17	9	9
Jan. 24	13	11
Jan. 31	12	9
Feb. 7	16	15
Feb. 14	15	15
Feb. 21	9	11
Feb. 28	8	7
March 7	7	6
March 14	9	10
April 5	np	3

1992-93 Week-By-Week

	AP	USA Today/ CNN
Preseason	10	np
Nov. 23	10	10
Nov. 30	9	9
Dec. 7	14	12
Dec. 14	14	10
Dec. 21	14	12
Dec. 28	22	17
Jan. 4	20	17
Jan. 11	12	12
Jan. 18	11	12
Jan. 25	8	8
Feb. 1	8	7
Feb. 8	5	7
Feb. 15	4	6
Feb. 22	4	4
March 1	3	3
March 8	5	7
March 15	6	5
April 6	—	12

1991-92 Week-By-Week

	AP	USA Today/ CNN
Preseason	5	np
Nov. 25	3	np
Dec. 2	3	5
Dec. 9	3	3
Dec. 16	2	3
Dec. 23	6	6
Dec. 30	6	6
Jan. 6	6	6
Jan. 13	7	6
Jan. 20	11	10
Jan. 27	9	9
Feb. 3	7	8
Feb. 10	7	7
Feb. 17	5	5
Feb. 24	5	6
March 2	4	4
March 9	2	3
March 16	10	7

1990-91 Week-By-Week

	AP	UPI
Preseason	3	2
Nov. 26	2	1
Dec. 3	2	2
Dec. 10	4	4
Dec. 17	4	4
Dec. 24	4	4
Dec. 31	4	4
Jan. 7	6	6
Jan. 14	6	6
Jan. 21	5	5
Jan. 28	6	6
Feb. 4	5	5
Feb. 11	6	6
Feb. 18	9	8
Feb. 25	7	5
March 4	9	7
March 11	8	7

1989-90 Week-By-Week

	AP	UPI
Preseason	6	6
Nov. 27	2	3
Dec. 4	20	17
Dec. 12	20	—
Dec. 18	22	—
Dec. 26	21	16
Jan. 1	19	19
Jan. 8	18	19
Jan. 15	23	—

Jan. 22	19	—
Jan. 29	23	—
Feb. 5	22	—
Feb. 12	20	—
Feb. 19	21	—
Feb. 26	23	—
March 5	15	16
March 12	14	12

1988-89 Week-By-Week

	AP	UPI
Preseason	11	11
Nov. 21	10	10
Nov. 28	11	9
Dec. 5	10	10
Dec. 12	9	9
Dec. 19	9	9
Dec. 26	8	8
Jan. 2	8	7
Jan. 9	12	10
Jan. 16	9	7
Jan. 23	6	5
Jan. 30	4	3
Feb. 6	1	1
Feb. 13	2	2
Feb. 20	2	2
Feb. 27	1	1
March 6	1	1
March 13	1	1

1987-88 Week-By-Week

	AP	UPI
Preseason	17	10
Nov. 30	9	7
Dec. 7	4	2
Dec. 14	2	2
Dec. 21	1	2
Dec. 28	1	1
Jan. 4	3	4
Jan. 11	1	1
Jan. 18	1	1
Jan. 25	1	1
Feb. 1	1	1
Feb. 8	3	3
Feb. 15	3	2
Feb. 22	3	3
Feb. 29	3	3
March 7	3	3
March 14	2	2

Previous Rankings
 1984-85: Feb. 26; 19th AP, 17th UPI
 1976-77: Jan. 11; 10th AP
 1975-76: Final poll; 15th AP, 12th UPI
 1974-75: Jan. 7; 10th AP
 1973-74: Dec. 25; 12th AP
 1964-65: Feb. 2; 14th AP
 1950-51: Final poll; 12th AP, 12th UPI
 1949-50: Final poll; 15th AP

VS. RANKED OPPONENTS



Since the Associated Press debuted its college basketball rankings on Jan. 20, 1949, the University of Arizona has played 322 games against nationally ranked opponents. The Wildcats have played at least one game against a ranked opponent in 66 of those 69 seasons, including the last 53 consecutive. All told, Arizona has a 144-178 (.447) mark against ranked teams with a 57-42 (.576) record at McKale Center.

Date	Rank	Opponent	Result	Location
1/29/49	10	San Francisco	L 49-56	San Francisco, Calif.
3/11/50	10	LaSalle	L 66-72	New York, N.Y.
(N.I.T.)				
12/30/50	19	West Virginia	W 68-67	Morgantown, W.Va.
1/29/51	2	Long Island	W 62-61	Tucson, Ariz.
3/13/51	13	Dayton	L 68-74	New York, N.Y.
(N.I.T.)				
3/21/51	4	Kansas State	L 59-61	Kansas City, Mo.
(NCAA Tournament, West Region, First Round)				
12/27/52	6	New York University	L 76-103	New York, N.Y. (MSG)
1/5/53	9	Kansas State	L 52-78	Manhattan, Kan.
12/17/53	1	LaSalle	L 68-87	Tucson, Ariz.
12/10/54	16	Utah	L 44-77	Salt Lake City, Utah
12/11/54	16	Utah	L 68-43	Salt Lake City, Utah
12/9/55	5	Utah	L 45-119	Salt Lake City, Utah
12/10/55	5	Utah	L 63-93	Salt Lake City, Utah
12/21/55	18	Memphis State (ot)	L 92-98	Tucson, Ariz.
12/27/55	11	Louisville	L 83-103	Louisville, Ky.
12/28/56	12	Tennessee	L 66-70	Knoxville, Tenn.
12/29/56	12	Vanderbilt	L 76-107	Nashville, Tenn.
1/3/57	17	Oklahoma City	L 55-80	Oklahoma City, Okla.
2/5/58	11	Bradley	L 58-71	Tucson, Ariz.
12/27/58	14	California	L 46-90	Berkeley, Calif.
1/12/61	10	UCLA	L 68-90	Los Angeles, Calif.
12/3/62	10	Wisconsin	W 51-46	Madison, Wis.
12/22/62	6	Colorado	W 60-52	Tucson, Ariz.
2/9/63	5	Arizona State	L 54-73	Tempe, Ariz.
3/4/63	4	Arizona State	L 53-58	Tucson, Ariz.
12/11/64	15	Seattle	W 76-71	Seattle, Wash.
12/28/64	4	UCLA	L 79-99	Los Angeles, Calif.
1/28/65	8	San Francisco	W 71-56	Tucson, Ariz.
1/8/66	8	Brigham Young	L 74-87	Provo, Utah
1/31/66	10	UCLA	L 67-84	Tucson, Ariz.
2/10/66	4	Texas-El Paso (ot)	L 72-81	El Paso, Texas
2/9/67	8	Texas-El Paso	L 66-75	Tucson, Ariz.
12/22/67	2	Houston	L 76-81	Tucson, Ariz.
1/13/68	6	Utah	L 77-83	Salt Lake City, Utah
2/3/68	4	New Mexico	W 69-68	Tucson, Ariz.
2/9/68	10	New Mexico State	L 75-93	Las Cruces, N.M.
2/22/68	7	New Mexico	L 74-102	Albuquerque, N.M.
12/5/68	8	Houston	L 64-85	Houston, Texas
12/26/68	18	Purdue	L 72-98	Honolulu, Hawai'i
(Rainbow Classic)				
2/8/69	18	New Mexico	L 74-79	Albuquerque, N.M.
12/11/69	4	UCLA	L 65-90	Los Angeles, Calif.
12/26/69	13	Jacksonville	L 72-104	Evansville, Ind.
(Evansville Tournament)				
1/2/70	7	New Mexico State	L 76-95	Las Cruces, N.M.
12/9/70	9	New Mexico State	L 74-76	Las Cruces, N.M.
12/29/71	6	Ohio State	L 47-90	Los Angeles, Calif.
(Bruin Classic)				
1/8/72	18	Brigham Young	L 67-88	Provo, Utah
2/11/72	10	Brigham Young	L 78-89	Tucson, Ariz.
12/7/72	17	USC	W 71-69	Tucson, Ariz.
12/23/72	17	Kansas State	L 69-85	Manhattan, Kan.
1/6/73	16	New Mexico	W 83-73	Tucson, Ariz.
2/8/73	20	New Mexico	L 73-93	Albuquerque, N.M.
12/19/73	13	Kansas State	W 74-72	Tucson, Ariz.
12/28/73	6	Marquette	L 62-76	Milwaukee, Wis.
1/11/74	8	New Mexico	W 97-89	Tucson, Ariz.
1/25/74	18	Centenary	W 97-88	Tucson, Ariz.
2/1/75	12	Arizona State	L 81-83	Tucson, Ariz.
3/8/75	8	Arizona State	L 92-107	Tempe, Ariz.
12/8/75	18	Kansas State	L 61-71	Manhattan, Kan.
12/10/75	16	UNLV	L 94-98	Las Vegas, Nev.
12/27/75	6	Cincinnati	W 71-64	Honolulu, Hawai'i
(Rainbow Classic)				
3/18/76	3	UNLV (ot)	W 114-109	Los Angeles, Calif.
(NCAA Tournament, West Regional Semifinal)				
3/20/76	5	UCLA	L 66-82	Los Angeles, Calif.
(NCAA Tournament, West Regional Final)				
12/29/77	8	UCLA	L 63-85	Los Angeles, Calif.

Date	Rank	Opponent	Result	Location
2/9/78	6	New Mexico	L 85-103	Albuquerque, N.M.
12/19/78	18	UNLV	L 79-117	Las Vegas, Nev.
1/18/79	6	UCLA	W 70-69	Tucson, Ariz.
2/17/79	2	UCLA	L 86-110	Los Angeles, Calif.
1/10/80	9	Oregon State	L 72-77	Tucson, Ariz.
2/9/80	4	Oregon State	L 63-73	Corvallis, Ore.
2/23/80	18	Arizona State	L 72-78	Tempe, Ariz.
1/5/81	2	Oregon State	L 49-61	Tucson, Ariz.
1/17/81	8	UCLA	L 76-79	Tucson, Ariz.
1/24/81	7	Arizona State	L 65-83	Tempe, Ariz.
2/12/81	8	UCLA	L 76-79	Los Angeles, Calif.
2/21/81	7	Arizona State	L 65-83	Tucson, Ariz.
3/5/81	2	Oregon State	L 79-90	Corvallis, Ore.
12/3/81	18	UNLV	L 49-69	Tucson, Ariz.
12/29/81	9	Minnesota	L 62-91	Tucson, Ariz.
1/4/82	15	Oregon State	L 55-68	Corvallis, Ore.
3/5/82	4	Oregon State	L 64-92	Tucson, Ariz.
1/12/82	14	Houston	L 63-104	Houston, Texas
12/8/82	11	Tennessee	L 73-92	Knoxville, Tenn.
1/8/83	6	UCLA	L 87-92	Tucson, Ariz.
3/10/83	4	UCLA	L 58-111	Los Angeles, Calif.
12/28/83	16	Texas-El Paso (ot)	L 49-51	El Paso, Texas
(Sun Bowl Tournament)				
1/7/84	6	UCLA	L 58-61	Tucson, Ariz.
2/11/84	17	Washington	L 51-56	Seattle, Wash.
2/25/84	20	Oregon State	W 69-58	Tucson, Ariz.
1/24/85	10	Oregon State	L 55-59	Corvallis, Ore.
2/23/85	19	Oregon State	W 67-52	Tucson, Ariz.
1/13/85	16	UNLV	L 59-60	Anchorage, Alaska
(Great Alaska Shootout)				
1/12/86	5	UNLV	L 87-92	Las Vegas, Nev.
(Preseason N.I.T.)				
12/13/86	13	Georgetown	L 74-82	Landover, Md.
1/24/87	9	Illinois	L 63-82	Champaign, Ill.
2/7/87	4	Iowa	L 80-89	Tucson, Ariz.
1/12/87	9	Michigan	W 79-64	Anchorage, Alaska
(Great Alaska Shootout)				
1/13/87	1	Syracuse	W 80-69	Anchorage, Alaska
(Great Alaska Shootout)				
12/12/87	3	Iowa	W 66-59	Iowa City, Iowa
12/30/87	9	Duke	W 91-85	Tucson, Ariz.
1/30/88	13	Illinois	W 78-70	Tucson, Ariz.
3/25/88	17	Iowa	W 99-79	Seattle, Wash.
(NCAA Tournament, West Regional Semifinal)				
3/27/88	7	North Carolina	W 70-52	Seattle, Wash.
(NCAA Tournament, West Regional Final)				
4/2/88	4	Oklahoma	L 78-86	Kansas City, Mo.
(NCAA Tournament, National Semifinal)				
12/2/88	10	North Carolina	L 72-79	Charlotte, N.C.
(Tournament of Champions)				
12/3/88	17	Temple	W 68-50	Charlotte, N.C.
(Tournament of Champions)				
12/18/88	10	UNLV	W 86-75	Tucson, Ariz.
1/29/89	19	Stanford	W 72-52	Tucson, Ariz.
2/12/89	5	Oklahoma	L 80-82	Norman, Okla.
2/26/89	9	Duke	W 77-75	East Rutherford, N.J.
3/23/89	15	UNLV	L 67-68	Denver, Colo.
(NCAA Tournament, West Regional Semifinal)				
1/12/89	4	Michigan	W 82-75	Springfield, Mass.
(Hall of Fame Tip-Off Classic)				
1/13/90	19	UCLA	L 67-73	Los Angeles, Calif.
1/20/90	3	Oklahoma	W 78-74	Tucson, Ariz.
2/18/90	7	UNLV	L 87-95	Las Vegas, Nev.
2/25/90	5	Duke	L 76-78	Durham, N.C.
3/3/90	16	Oregon State	W 87-60	Tucson, Ariz.
3/18/90	23	Alabama	L 55-77	Long Beach, Calif.
(NCAA Tournament, West Region, Second Round)				
1/12/90	2	Arkansas	W 89-77	New York, N.Y.
(Preseason N.I.T.)				
12/8/90	18	Louisiana State	L 82-92	Baton Rouge, La.
1/12/91	7	UCLA	W 82-77	Tucson, Ariz.
2/10/91	14	UCLA (ot)	W 105-94	Los Angeles, Calif.
2/24/91	7	Duke (2ot)	W 103-96	Tucson, Ariz.
3/21/91	13	Seton Hall	L 77-81	Seattle, Wash.
(NCAA Tournament, West Regional Semifinal)				
12/7/91	16	Louisiana State	W 87-67	Tucson, Ariz.
12/21/91	19	Arkansas	L 59-65	Fayetteville, Ark.
1/11/92	2	UCLA	L 87-89	Tucson, Ariz.

Date	Rank	Opponent	Result	Location	Date	Rank	Opponent	Result	Location
3/12/92	8	UCLA	L 81-89	Los Angeles, Calif.	3/7/98	19	UCLA	W 91-87	Los Angeles, Calif.
1/7/93	15	UCLA	W 82-80	Los Angeles, Calif.	3/19/98	20	Maryland	W 87-79	Anaheim, Calif.
2/21/93	8	Cincinnati	W 70-60	Phoenix, Ariz.	(NCAA Tournament, West Regional Semifinal)				
(7-Up Shootout)					3/21/98	6	Utah	L 51-76	Anaheim, Calif.
12/5/93	8	Oklahoma State	W 97-84	Phoenix, Ariz.	(NCAA Tournament, West Regional Final)				
(Dial Invitational)					11/13/98	9	Tennessee	W 73-72	Albuquerque, N.M.
12/22/93	16	Boston College	W 70-65	Lahaina, Hawai'i	(Black Coaches Association Classic)				
(Maui Invitational)					1/2/99	10	UCLA	L 75-82	Los Angeles, Calif.
12/23/93	5	Kentucky	L 92-93	Lahaina, Hawai'i	1/16/99	16	New Mexico	L 78-79	Albuquerque, N.M.
(Maui Invitational)					1/28/99	3	Stanford	W 79-78	Tucson, Ariz.
12/30/93	7	Michigan	W 119-95	Tucson, Ariz.	2/27/99	6	Stanford	L 83-98	Palo Alto, Calif.
1/8/94	25	Marquette	W 94-80	Tucson, Ariz.	3/6/99	12	UCLA	W 87-70	Tucson, Ariz.
1/13/94	19	California (ot)	L 93-98	Tucson, Ariz.	11/26/99	11	Kentucky	W 63-51	New York, N.Y.
1/20/94	2	UCLA	L 66-74	Los Angeles, Calif.	(Preseason N.I.T.)				
2/13/94	18	California	W 96-77	Berkeley, Calif.	12/4/99	9	Texas	W 88-81	Austin, Texas
2/19/94	8	UCLA	W 98-74	Tucson, Ariz.	12/7/99	6	Connecticut	L 69-79	Chicago, Ill.
3/24/94	10	Louisville	W 82-70	Los Angeles, Calif.	(Great Eight)				
(NCAA Tournament, West Regional Semifinal)					12/11/99	4	Michigan State	W 79-68	Tucson, Ariz.
3/26/94	5	Missouri	W 92-72	Los Angeles, Calif.	1/8/00	1	Stanford	W 68-65	Palo Alto, Calif.
(NCAA Tournament, West Regional Final)					1/20/00	25	UCLA	W 76-61	Los Angeles, Calif.
4/2/94	2	Arkansas	L 82-91	Charlotte, N.C.	2/3/00	23	Oregon	W 77-71	Tucson, Ariz.
(NCAA Tournament, National Semifinal)					3/9/00	2	Stanford	W 86-81	Tucson, Ariz.
11/26/94	19	Oklahoma State	W 73-63	Anchorage, Alaska	11/22/00	8	Illinois	W 79-76	Lahaina, Hawaii
(Great Alaska Shootout)					(Maui Invitational)				
11/30/94	17	Michigan	W 78-57	Auburn Hills, Mich.	12/9/00	15	Connecticut	L 69-71	Storrs, Conn.
(Great Eight)					12/16/00	5	Illinois	L 73-81	Chicago, Ill.
12/22/94	14	Syracuse	L 84-94	Syracuse, N.Y.	1/6/01	2	Stanford	L 76-85	Tucson, Ariz.
1/12/95	20	California	W 99-86	Berkeley, Calif.	1/18/01	24	USC	W 71-58	Tucson, Ariz.
1/19/95	4	UCLA	L 61-71	Tucson, Ariz.	1/27/01	20	Texas	W 70-58	Tucson, Ariz.
1/26/95	18	Oregon	W 97-89	Eugene, Ore.	2/15/01	24	UCLA (ot)	L 77-79	Los Angeles, Calif.
2/9/95	15	Stanford	W 84-73	Tucson, Ariz.	3/8/01	1	Stanford	W 76-75	Palo Alto, Calif.
2/18/95	6	UCLA	L 70-72	Los Angeles, Calif.	3/23/01	14	Mississippi	W 66-56	San Antonio, Texas
3/11/95	18	Arizona State (2ot)	L 98-103	Tucson, Ariz.	(NCAA Tournament, Midwest Regional Semifinal)				
11/17/95	16	Arkansas	W 83-73	Fayetteville, Ark.	3/25/01	4	Illinois	W 87-81	San Antonio, Texas
11/22/95	16	Michigan	W 86-79	New York, N.Y.	(NCAA Tournament, Midwest Regional Final)				
(Preseason N.I.T.)					3/31/01	3	Michigan State	W 80-61	Minneapolis, Minn.
11/24/95	5	Georgetown	W 91-81	New York, N.Y.	(NCAA Tournament, National Semifinal)				
(Preseason N.I.T.)					4/2/01	1	Duke	L 72-82	Minneapolis, Minn.
12/23/95	13	Syracuse	L 70-79	Tucson, Ariz.	(NCAA Tournament, National Championship)				
1/20/96	13	UCLA	W 88-79	Tucson, Ariz.	11/8/01	2	Maryland	W 71-67	New York, N.Y.
2/11/96	5	Cincinnati	W 79-76	Phoenix, Ariz.	(Coaches vs. Cancer IKON Classic)				
(7-Up Shootout)					11/9/01	5	Florida	W 75-71	New York, N.Y.
2/15/96	18	UCLA	L 75-76	Los Angeles, Calif.	(Coaches vs. Cancer IKON Classic)				
3/17/96	21	Iowa	W 87-73	Tempe, Ariz.	11/17/01	23	Texas	W 88-74	Austin, Texas
(NCAA Tournament, West Region, Second Round)					12/11/01	8	Kansas	L 97-105	Tucson, Ariz.
3/22/96	6	Kansas	L 80-83	Denver, Colo.	12/4/01	5	Illinois	W 87-82	Phoenix, Ariz.
(NCAA Tournament, West Regional Semifinal)					(Southwest Showdown)				
11/22/96	7	North Carolina	W 83-72	Springfield, Mass.	12/15/01	23	Michigan State	L 60-74	East Lansing, Mich.
(Hall of Fame Tip-Off Classic)					1/17/02	18	USC	W 97-80	Tucson, Ariz.
11/30/96	19	New Mexico	L 77-84	Albuquerque, N.M.	1/19/02	9	UCLA	W 96-86	Tucson, Ariz.
12/7/96	3	Utah	W 69-61	Anaheim, Calif.	1/26/02	25	Connecticut (ot)	L 98-101	Tucson, Ariz.
(Wooden Classic)					2/2/02	18	Stanford	W 88-82	Palo Alto, Calif.
12/9/96	18	Texas	W 83-78	Tucson, Ariz.	2/14/02	20	UCLA	L 76-77	Los Angeles, Calif.
12/21/96	4	Michigan (ot)	L 71-73	Ann Arbor, Mich.	2/16/02	25	USC	L 89-94	Los Angeles, Calif.
1/4/97	21	Stanford	W 76-75	Tucson, Ariz.	2/28/02	17	Stanford	L 71-76	Tucson, Ariz.
2/4/97	21	Tulane	W 81-62	Phoenix, Ariz.	3/2/02	21	California	W 99-53	Tucson, Ariz.
(7-Up Shootout)					3/8/02	25	California	W 90-78	Los Angeles, Calif.
2/13/97	24	UCLA	L 64-66	Tucson, Ariz.	(Pac-10 Tournament Semifinal)				
3/6/97	23	Stanford	L 80-81	Palo Alto, Calif.	3/9/02	22	USC	W 81-71	Los Angeles, Calif.
3/15/97	16	Coll. of Charleston	W 73-69	Memphis, Tenn.	(Pac-10 Tournament Championship)				
(NCAA Tournament, Southeast Region, Second Round)					3/21/02	3	Oklahoma	L 67-88	San Jose, Calif.
3/21/97	1	Kansas	W 85-82	Birmingham, Ala.	(NCAA Tournament, West Regional Semifinal)				
(NCAA Tournament, Southeast Regional Semifinal)					11/23/02	19	Western Kentucky	W 107-68	Tucson, Ariz.
3/29/97	4	North Carolina	W 66-58	Indianapolis, Ind.	12/15/02	8	Texas	W 73-70	Tucson, Ariz.
(NCAA Tournament, National Semifinal)					1/2/03	9	Oregon	W 81-72	Eugene, Ore.
3/31/97	5	Kentucky (ot)	W 84-79	Indianapolis, Ind.	1/25/03	6	Kansas	W 91-74	Lawrence, Kan.
(NCAA Tournament, National Championship)					2/1/03	20	California	W 95-80	Tucson, Ariz.
11/25/97	8	Kentucky	W 89-74	Lahaina, Hawai'i	2/27/03	23	California	W 88-75	Berkeley, Calif.
(Maui Invitational)					3/1/03	19	Stanford	W 72-69	Palo Alto, Calif.
11/26/97	3	Duke	L 89-95	Lahaina, Hawai'i	3/27/03	22	Notre Dame	W 88-71	Anaheim, Calif.
(Maui Invitational)					(NCAA Tournament, West Regional Semifinal)				
12/2/97	2	Kansas	L 87-90	Chicago, Ill.	3/29/03	6	Kansas	L 75-78	Anaheim, Calif.
(Great Eight)					(NCAA Tournament, West Regional Final)				
12/23/97	17	Florida State	L 79-84	Tallahassee, Fla.	11/28/03	8	Florida	L 77-78	Springfield, Mass.
1/3/98	9	UCLA	W 87-75	Tucson, Ariz.	(MassMutual Tip-Off Classic)				
1/18/98	15	New Mexico	W 89-70	Tucson, Ariz.	12/9/03	6	Texas	W 91-83	New York, N.Y.
1/29/98	4	Stanford	W 93-75	Palo Alto, Calif.	(Jimmy V Classic)				
2/28/98	8	Stanford	W 90-58	Tucson, Ariz.	12/13/03	22	Marquette	W 85-75	Tucson, Ariz.

VS. RANKED OPPONENTS



Date	Rank	Opponent	Result	Location
1/10/04	4	Stanford	L 72-82	Tucson, Ariz.
2/7/04	2	Stanford	L 77-80	Palo Alto, Calif.
11/26/04	1	Wake Forest	L 60-63	New York, N.Y.
(Preseason N.I.T. Championship)				
12/5/04	15	Mississippi State	W 68-64	Anaheim, Calif.
(John R. Wooden Classic)				
12/18/04	25	Marquette	W 48-43	Milwaukee, Wis.
1/27/05	10	Washington	W 91-82	Tucson, Ariz.
2/26/05	14	Washington	L 85-93	Seattle, Wash.
3/12/05	14	Washington	L 72-81	Los Angeles, Calif.
(Pacific Life Pac-10 Tournament Championship)				
3/24/05	6	Oklahoma State	W 79-78	Rosemont, Ill.
(NCAA Tournament, Chicago Regional Semifinal)				
3/26/05	1	Illinois	L 89-90 (ot)	Rosemont, Ill.
(NCAA Tournament, Chicago Regional Final)				
11/22/05	3	Connecticut	L 70-79	Lahaina, Hawai'i
(EA Sports Maui Invitational Semifinal)				
11/23/05	12	Michigan State	L 71-74 (ot)	Lahaina, Hawai'i
(EA Sports Maui Invitational Consolation)				
12/31/05	7	Washington	W 96-95 (2ot)	Seattle, Wash.
1/5/06	17	UCLA	L 79-85	Tucson, Ariz.
1/28/06	25	North Carolina	L 69-86	Chapel Hill, N.C.
2/4/06	14	UCLA	L 73-84	Los Angeles, Calif.
3/4/06	14	Washington	L 67-70	Tucson, Ariz.
3/10/06	13	UCLA	L 59-71	Los Angeles, Calif.
(Pacific Life Pac-10 Tournament Semifinal)				
3/19/06	3	Villanova	L 78-82	Philadelphia, Pa.
(NCAA Tournament, Minneapolis Region, Second Round)				
12/20/06	18	Memphis	W 79-71	Tucson, Ariz.
(Chase Fiesta Bowl Classic)				
1/4/07	24	Washington	W 96-87	Seattle, Wash.
1/14/07	15	Oregon	L 77-79	Tucson, Ariz.
1/20/07	3	UCLA	L 69-73	Los Angeles, Calif.
1/27/07	4	North Carolina	L 64-92	Tucson, Ariz.
2/1/07	18	Washington State	L 66-72	Tucson, Ariz.
2/10/07	13	Oregon	W 77-74	Eugene, Ore.
2/15/07	22	USC	L 75-80	Tucson, Ariz.
2/17/07	5	UCLA	L 66-81	Tucson, Ariz.
3/8/07	16	Oregon	L 50-69	Los Angeles, Calif.
(Pacific Life Pac-10 Tournament Quarterfinal)				
11/25/07	4	Kansas	L 72-76 (ot)	Lawrence, Kan.
12/2/07	9	Texas A&M	W 78-67	Tucson, Ariz.
12/29/07	2	Memphis	L 63-76	Memphis, Tenn.
1/24/08	6	Washington State	W 76-64	Tucson, Ariz.
2/2/08	5	UCLA	L 60-82	Los Angeles, Calif.
2/16/08	7	Stanford	L 66-67	Tucson, Ariz.
2/23/08	17	Washington State	W 65-55	Pullman, Wash.
3/2/08	4	UCLA	L 66-68	Tucson, Ariz.
3/13/08	11	Stanford	L 64-75	Los Angeles, Calif.
(Pacific Life Pac-10 Tournament Quarterfinal)				
12/14/08	4	Gonzaga	W 69-64	Phoenix, Ariz.
1/15/09	9	UCLA	L 60-83	Los Angeles, Calif.
1/21/09	17	Arizona State	L 47-53	Tucson, Ariz.
1/29/09	23	Washington	W 106-97	Tucson, Ariz.
2/14/09	11	UCLA	W 84-72	Tucson, Ariz.
2/22/09	14	Arizona State	L 68-70	Tempe, Ariz.
2/28/09	21	Washington	L 78-83	Seattle, Wash.
3/12/09	23	Arizona State	L 56-68	Los Angeles, Calif.
(Pacific Life Pac-10 Tournament Quarterfinal)				
3/20/09	25	Utah	W 84-71	Miami, Fla.
(2009 NCAA Tournament Midwest Region First Round)				
3/27/09	1	Louisville	L 64-103	Indianapolis, Ind.
(2009 NCAA Tournament Midwest Regional Semifinal)				
11/25/09	24	Vanderbilt	L 72-84	Lahaina, Hawai'i
(2009 EA Sports Maui Invitational)				
12/2/09	24	UNLV	L 72-74 (2ot)	Tucson, Ariz.
1/10/10	24	Washington	W 87-70	Tucson, Ariz.
11/27/10	6	Kansas	L 79-87	Las Vegas, Nev.
(iBN Sports Las Vegas Invitational)				
12/11/10	18	BYU	L 65-87	Salt Lake City, Utah
1/20/11	20	Washington	L 68-85	Seattle, Wash.
3/20/11	8	Texas	W 70-69	Tulsa, Okla.
(2011 NCAA Tournament West Region Third Round)				
3/24/11	3	Duke	W 93-77	Anaheim, Calif.
(2011 NCAA Tournament West Regional Semifinal)				
3/26/11	9	Connecticut	L 63-65	Anaheim, Calif.
(2011 NCAA Tournament West Regional Final)				
12/7/11	12	Florida	L 72-78 (ot)	Gainesville, Fla.

Date	Rank	Opponent	Result	Location
12/15/12	5	Florida	W 65-64	Tucson, Ariz.
12/25/12	17	San Diego State	W 68-67	Honolulu, Hawai'i
(Diamond Head Classic Championship)				
3/15/13	21	UCLA	L 64-66	Las Vegas, Nev.
(Pac-12 Tournament Semifinal)				
3/28/13	7	Ohio State	L 70-73	Los Angeles, Calif.
(NCAA West Regional Semifinal)				
11/29/13	6	Duke	W 72-66	New York, N.Y.
(NIT Season Tip-Off Final)				
3/27/14	13	San Diego State	W 70-64	Anaheim, Calif.
(NCAA West Regional Semifinal)				
3/29/14	12	Wisconsin	L 63-64 (ot)	Anaheim, Calif.
(NCAA West Regional Semifinal)				
11/26/14	15	San Diego State	W 61-59	Lahaina, Hawai'i
(EA Sports Maui Invitational Championship)				
12/6/14	9	Gonzaga	W, 66-63 (ot)	Tucson, Ariz.
1/17/15	8	Utah	W, 69-51	Tucson, Ariz.
2/27/15	13	Utah	W, 63-57	Salt Lake City, Utah
(NCAA West Regional Final)				
3/28/15	3	Wisconsin	L 78-85	Los Angeles, Calif.
12/5/15	13	Gonzaga	W, 68-63	Spokane, Wash.
1/28/16	23	Oregon	L 75-83	Tucson, Ariz.
2/14/16	23	USC	W, 86-78	Tucson, Ariz.
2/27/16	22	Utah	L 64-70	Salt Lake City, Utah
3/3/16	25	California	W, 64-61	Tucson, Ariz.
3/11/16	8	Oregon	L 89-95 (ot)	Las Vegas, Nev.
11/11/16	12	Michigan State	W, 65-63	Honolulu, Hawai'i
12/3/16	8	Gonzaga	L 62-69	Los Angeles, Calif.
1/21/17	3	UCLA	W, 96-85	Los Angeles, Calif.
2/4/17	13	Oregon	L 58-85	Eugene, Ore.
2/25/17	5	UCLA	L 72-77	Tucson, Ariz.
3/10/17	3	UCLA	W, 86-75	Las Vegas, Nev.
3/11/17	5	Oregon	W, 83-80	Las Vegas, Nev.
3/18/17	22	Saint Mary's	W, 69-60	Salt Lake City, Utah

RANKED OPPONENT BREAKDOWN (1949-PRESENT)

Coach	Home	Road	Neutral	Totals
Fred A. Enke	1-3	1-13	0-3	2-19
Bruce Larson	3-4	2-14	0-3	5-21
Fred Snowden	6-8	0-17	2-0	8-25
Ben Lindsey	0-1	0-3	0-0	0-4
Lute Olson	37-19	23-34	43-26	103-79
Jim Rosborough	0-1	0-0	0-0	0-1
Kevin O'Neill	2-2	1-3	0-1	3-6
Russ Pennell	2-1	0-3	2-2	4-6
Sean Miller	6-3	3-4	10-10	19-17
Totals	57-42	30-91	57-45	144-178

UA VS. EACH RANKING SLOT

Rnk	Record	Last Met	Opponent	Result	Score
No. 1:	4-4	3/26/05	Illinois	L	89-90 (ot)
No. 2:	4-11	12/29/07	Memphis	L	63-76
No. 3:	9-6	3/10/17	UCLA	W	86-75
No. 4:	7-16	12/14/08	Gonzaga	W	69-64
No. 5:	8-12	3/11/17	Oregon	W	83-80
No. 6:	8-14	11/29/13	Duke	W	72-66
No. 7:	6-7	3/28/13	Ohio State	L	70-73
No. 8:	11-12	12/3/16	Gonzaga	L	62-69
No. 9:	10-7	12/6/14	Gonzaga	W	66-63 (ot)
No. 10:	4-9	1/27/05	Washington	W	91-82
No. 11:	2-4	2/14/09	UCLA	W	84-72
No. 12:	2-6	11/11/16	Michigan State	W	65-63
No. 13:	7-7	2/4/17	Oregon	L	58-85
No. 14:	2-8	2/22/09	Arizona State	L	68-70
No. 15:	6-4	11/26/14	San Diego State	W	61-59
No. 16:	7-7	3/8/07	Oregon	L	50-69
No. 17:	6-7	12/25/12	San Diego State	W	68-67
No. 18:	7-13	12/11/10	BYU	L	65-87
No. 19:	7-4	3/1/03	Stanford	W	72-69
No. 20:	5-3	1/20/11	Washington	L	68-85
No. 21:	4-2	3/15/13	UCLA	L	64-66
No. 22:	4-1	3/18/17	Saint Mary's	W	69-60
No. 23:	5-5	2/14/16	USC	W	86-78
No. 24:	2-2	1/4/07	Washington	W	96-87
No. 25:	6-5	3/3/16	California	W	64-61

Year	Coach	Captain(s)	Overall			Conference					
			W	L	T	Pts.	Opp.	W	L	Place	Postseason
1904-05	Orin A. Kates	Charles O. Brown, Jr.	1	0	1	59	51				
1905-06	Orin A. Kates	Charles O. Brown, Jr.	(Intra-Squad Games Only)								
1906-07	Unknown	Hugo E. Birkner	3	1		100	60				
1907-08	Unknown	Jose Salazar	1	2		50	67				
1908-09	Unknown	George Roberson	1	1		30	32				
1909-10	Unknown	Ernest O. Blades	2	2		103	87				
1910-11	Unknown	George Spaulding	3	0		122	88				
1911-12	Frank L. Kleeberger	James D. Sullivan	2	2		90	104				
1912-13	Raymond L. Quigley	Normal G. Hayhurst	3	2		116	115				
1913-14	Raymond L. Quigley	Ralph L. Reynolds	7	2		276	175				
1914-15	J.F. McKale	Leo F. Cloud	9	0		312	146				
1915-16	J.F. McKale	Alma P. Sessions	5	0		176	87				
1916-17	J.F. McKale	James S. Maffeo	10	2		460	246				
1917-18	J.F. McKale	Albin A. Iselin	3	2		226	143				
1918-19	J.F. McKale	J. Prugh Herndon	6	3		332	226				
1919-20	J.F. McKale	A. Louis Slonaker	9	5		436	337				
1920-21	J.F. McKale	Thomas J. Wallace	7	0		407	130				
1921-22	James H. Pierce	Bret H. Locking	10	2		399	259				
1922-23	James H. Pierce	Harold C. Tovrea	17	3		679	407				
1923-24	Basil Stanley	Harold C. Tovrea	14	3		685	350				
1924-25	Walter Davis	Marvin C. Clark	7	4		306	250				
1925-26	Fred A. Enke	Frank Brookshier	6	7		376	331				
1926-27	Fred A. Enke	Frank Brookshier	13	4		524	442				
1927-28	Fred A. Enke	George Sorenson	13	3		612	465				
1928-29	Fred A. Enke	George Sorenson	19	4		975	509				
1929-30	Fred A. Enke	Waldo Dicus/Neil Goodman	15	6		721	573				
1930-31	Fred A. Enke	Nelson/Ridgway	9	6		441	431				
1931-32	Fred A. Enke	Jack Raffety	18	2		843	375	8	2		1st
1932-33	Fred A. Enke	Edgar Crismon	19	5		960	716	7	3		1st
1933-34	Fred A. Enke	George Johnson	18	9		1039	863	9	3		2nd
1934-35	Fred A. Enke	Walter Schlotzhauer	11	8		711	712	5	7		4th
1935-36	Fred A. Enke	Elmer Vickers	16	7		852	733	11	5		1st
1936-37	Fred A. Enke	Ralph Warford	14	11		857	840	9	7		3rd
1937-38	Fred A. Enke	Walter Helm/Lorry DeGrazia	13	8		864	807	9	7		2nd
1938-39	Fred A. Enke	Dan Clarke	12	11		936	963	8	10		5th
1939-40	Fred A. Enke	Carl Berra/George Jordan	15	10		1086	1033	12	4		1st
1940-41	Fred A. Enke	Wilmer Harper	11	7		842	749	9	6		2nd
1941-42	Fred A. Enke	Bob Ruman/Vince Cullen	9	13		972	995	6	10		6th
1942-43	Fred A. Enke	George Genung	22	2		1405	931	16	2		T1st
1943-44	Fred A. Enke	George Genung	12	2		714	545	—	—		+
1944-45	Fred A. Enke	Harold Goodman	7	11		701	810	3	4		6th+
1945-46	Fred A. Enke	Marvin Borodkin	25	5		1667	1234	14	3		1st
1946-47	Fred A. Enke	Link Richmond/Morris Udall	21	3		1505	1139	14	2		1st
1947-48	Fred A. Enke	Fred W. Enke/John Padelford	19	10		1763	1566	12	4		1st
1948-49	Fred A. Enke	Hillard Crum/William Mann	17	11		1526	1441	13	3		1st
1949-50	Fred A. Enke	Leon Blevins	26	5		2027	1677	14	2		1st
1950-51	Fred A. Enke	Leo Johnson/Bob Honea	24	6		2085	1661	15	1		1st
1951-52	Fred A. Enke	Roger Johnson	11	16		1765	1858	6	8		T3rd
1952-53	Fred A. Enke	Bill Kemmeries	13	11		1757	1764	11	3		T1st
1953-54	Fred A. Enke	John Bruner	14	10		1586	1702	8	4		3rd
1954-55	Fred A. Enke	George Rountree/Eli Lazovich/Jim Brower	8	17		1691	1849	3	9		6th
1955-56	Fred A. Enke	Bill Wagner/Bill Reeves	11	15		1905	2096	6	6		5th
1956-57	Fred A. Enke	Bill Reeves	13	13		1905	1944	5	5		3rd
1957-58	Fred A. Enke	Ed Nymeyer	10	15		1661	1797	4	6		T4th
1958-59	Fred A. Enke	Dick Mower/Louis Hopkins	4	22		1643	2052	1	9		6th
1959-60	Fred A. Enke	Jon Conner/Ernie McCray	10	14		1679	1742	4	6		4th
1960-61	Fred A. Enke	Marv Dutt/Bill Weese	11	15		1916	2030	5	5		3rd
1961-62	Bruce Larson	Joe Skaisgir	12	14		1707	1708				
1962-63	Bruce Larson	Wes Flynn	13	13		1613	1609	3	7		T5th
1963-64	Bruce Larson	Warren Rustand	15	11		1754	1637	4	6		4th
1964-65	Bruce Larson	Warren Rustand	17	9		1891	1733	5	5		T2nd
1965-66	Bruce Larson	Harvey Fox/Bob Hansen/Bob Spahn	15	11		1930	1878	5	5		3rd
1966-67	Bruce Larson	Mike Abound	8	17		1693	1828	3	7		5th
1967-68	Bruce Larson	Mike Kordick/Bill Davis	11	13		1771	1794	4	6		T4th
1968-69	Bruce Larson	Jim Hansen	17	10		2107	1968	5	5		3rd
1969-70	Bruce Larson	Mickey Foster	12	14		2039	2131	8	6		4th
1970-71	Bruce Larson	Tom Lee/Lanny Mitchell	10	16		2153	2216	3	11		8th
1971-72	Bruce Larson	Bruce Anderson/Jim Huckestein	6	20		1730	1997	4	10		7th
1972-73	Fred Snowden	Lynard Harris/Tom Lawson	16	10		2110	2120	9	5		T2nd
1973-74	Fred Snowden	Ron Allen/Eric Money/Coniel Norman	19	7		2315	2130	9	5		T2nd
1974-75	Fred Snowden	Dave Burns/Steve Kanner	22	7		2380	2164	9	5		3rd
1975-76	Fred Snowden	Al Flemming/Jim Rappis	24	9		2704	2464	11	3		1st
1976-77	Fred Snowden	Bob Elliott/Herman Harris/Len Gordy	21	6		2302	2014	10	4		2nd
1977-78	Fred Snowden	Phil Taylor	15	11		2184	2066	6	8		T4th
1978-79	Fred Snowden	Larry Demic	16	11		2062	2140	10	8		T4th
1979-80	Fred Snowden	Joe Nehls	12	15		1966	2055	6	12		6th
1980-81	Fred Snowden	Russell Brown	13	14		1996	1933	8	10		T5th

YEARLY RESULTS



Year	Coach	Captain(s)	Overall				Conference			Postseason
			W	L	T	Pts. Opp.	W	L	Place	
1981-82	Fred Snowden	Frank Smith	9	18		1732 1913	4	14	T8th	
1982-83	Ben Lindsey	John Belobraydic	4	24		1849 2181	1	17	10th	
1983-84	Lute Olson	Pete Williams/Eddie Smith	11	17		1767 1768	8	10	8th	
1984-85	Lute Olson	Brock Brunkhorst	21	10		2123 1868	12	6	T3rd	NCAA
1985-86	Lute Olson	Steve Kerr/John Edgar	23	9		2202 1992	14	4	1st	NCAA
1986-87	Lute Olson	Bruce Fraser	18	12		2268 2064	13	5	2nd	NCAA
1987-88	Lute Olson	Steve Kerr	35	3		3234 2439	17	1	1st	NCAA (Final Four)
1988-89	Lute Olson	Sean Elliott/Anthony Cook	29	4		2788 2207	17	1	1st	NCAA
1989-90	Lute Olson	Jud Buechler	25	7		2524 2140	15	3	T1st	NCAA
1990-91	Lute Olson	Matt Muehlebach	28	7		3021 2510	14	4	1st	NCAA
1991-92	Lute Olson	Sean Rooks/Matt Othick/Wayne Womack	24	7		2629 2134	13	5	3rd	NCAA
1992-93	Lute Olson	Chris Mills	24	4		2340 1998	17	1	1st	NCAA
1993-94	Lute Olson	Kevin Flanagan/Khalid Reeves/Damon Stoudamire	29	6		3124 2604	14	4	1st	NCAA (Final Four)
1994-95	Lute Olson	Reggie Geary/Ray Owses/Damon Stoudamire	24	7		2631 2350	14	4	2nd	NCAA
1995-96	Lute Olson	Ben Davis/Reginald Geary/Joseph McLean/Corey Williams	27	6		2693 2372	14	4	2nd	NCAA
1996-97	Lute Olson	Michael Dickerson/Miles Simon	25	9		2850 2491	11	7	5th	NCAA (Champion)
1997-98	Lute Olson	Michael Dickerson/Miles Simon	30	5		3177 2610	17	1	1st	NCAA
1998-99 (!)	Lute Olson	Jason Terry/A.J. Bramlett	22	6		2383 2181	13	5	2nd	NCAA
1999-2000	Lute Olson	Josh Pastner/Loren Woods	27	7		2599 2284	15	3	T1st	NCAA
2000-01	Lute Olson/ Jim Rosborough	Eugene Edgerson/ Justin Wessel/Loren Woods	28	8		2926 2386	15	3	2nd	NCAA (Runner-Up)
2001-02	Lute Olson	Rick Anderson/Jason Gardner/Luke Walton	24	10		2793 2642	12	6	T2nd	NCAA
2002-03	Lute Olson	Rick Anderson/Jason Gardner/Luke Walton	28	4		2725 2262	17	1	1st	NCAA
2003-04	Lute Olson	Jason Ranne/Channing Frye	20	10		2614 2354	11	7	3rd	NCAA
2004-05	Lute Olson	Channing Frye/Salim Stoudamire	30	7		2948 2579	15	3	1st	NCAA
2005-06	Lute Olson	Mustafa Shakur/Ivan Radenovic	20	13		2433 2267	11	7	4th	NCAA
2006-07	Lute Olson	Mustafa Shakur/Ivan Radenovic	20	11		2417 2247	11	7	T3rd	NCAA
2007-08 (!!)	Kevin O'Neill	Jawann McClellan	0	14		2443 2276	0	10	7th	NCAA
2008-09	Russ Pennell	Chase Budinger/Nic Wise	21	14		2529 2421	9	9	T5th	NCAA
2009-10	Sean Miller	Nic Wise	16	15		2229 2233	10	8	4th	
2010-11	Sean Miller	Jamelle Horne	30	8		2905 2580	14	4	1st	NCAA
2011-12	Sean Miller	Alex Jacobson	23	12		2416 2196	12	6	4th	NIT
2012-13	Sean Miller	Solomon Hill, Kevin Parrom	27	8		2570 2226	12	6	T2nd	NCAA
2013-14	Sean Miller	Brandon Ashley/Nick Johnson/T.J. McConnell/ Kaleb Tarczewski	33	5		2769 2225	15	3	1st	NCAA
2014-15	Sean Miller	Brandon Ashley/T.J. McConnell/Kaleb Tarczewski	34	4		2911 2268	16	2	1st	NCAA
2015-16	Sean Miller	Ryan Anderson/Kaleb Tarczewski/Gabe York	25	9		2735 2342	12	6	T3rd	NCAA
2016-17	Sean Miller	Kadeem Allen/Allonzo Trier	32	5		2833 2440	16	2	T-1st	NCAA

* Arizona was a member of the Border Conference from 1931-61, the Western Athletic Conference from 1962-78, the Pacific-10 Conference from 1978-2011 and the Pac-12 Conference from 2011-present.

+ Due to travel restrictions during World War II, no official Border Conference championship was awarded in 1943-44 or 1944-45. Record listed in 1944-45 reflects a limited schedule vs. other conference members.

(!) NCAA Tournament appearance vacated due to NCAA infractions. Actual on-court record was 22-7.

(!!) Results vacated due to NCAA infractions under a previous head coach, including NCAA Tournament appearance. Actual on-court record was 19-15 overall, 8-10 in Pac-10 play.

CAREER COACHING RECORDS

Years	Name	Seasons	W	L	T	Pct.	Best Season
1904-06	Orin A. Kates	*2	1	0	1	1.000	1-0 in 1904-05
1906-11	Unknown	5	10	6		.625	3-0 in 1910-11
1911-12	Frank L. Kleeberger	1	2	2		.500	2-2 in 1911-12
1912-14	Raymond L. Quigley	2	10	4		.714	7-2 in 1913-14
1914-21	J.F. McKale	7	49	12		.803	9-0 in 1914-15
1921-23	James H. Pierce	2	27	5		.844	17-3 in 1922-23
1923-24	Basil Stanley	1	14	3		.824	14-3 in 1923-24
1924-25	Walter Davis	1	7	4		.637	7-4 in 1924-25
1925-61	Fred A. Enke	36	509	324		.611	22-2 in 1942-43
1961-72	Bruce Larson	11	136	148		.479	17-9 in 1964-65
1972-82	Fred Snowden	10	167	108		.607	24-9 in 1975-76
1982-83	Ben Lindsey	1	4	24		.143	4-24 in 1982-83
1983-2007	Lute Olson	+24	589	187		.759	35-3 in 1987-88
2000-01	Jim Rosborough	^1	3	2		.600	
2007-08	Kevin O'Neill	++1	0	14		.000	0-14 in 2007-08
2008-09	Russ Pennell	+++1	21	14		.600	21-14 in 2008-09
2009-17	Sean Miller	8	220	66		.769	34-4 in 2014-15
Totals		114	1769	923	1	.657	

* Only intrasquad games were played in 1905-06.

^ Rosborough served as head coach for five games during the 2000-01 campaign while Olson took a leave of absence. Arizona was 28-8 overall and 15-3 in Pac-10 play that season.

+ Record reflects vacated 1999 NCAA Tournament appearance due to NCAA infractions. Actual on-court record was 589-188.

++ O'Neill served as interim head coach while Olson missed the season due to a leave of absence. Results vacated due to NCAA infractions, including NCAA Tournament appearance. Actual on-court record was 19-15.

+++ Pennell served as interim head coach following Olson's retirement in October 2008.

		G	FG-FGA	Pct.	3FG-FGA	Pct.	FT-FTA	Pct.	Reb.	Avg.	PF-D	A	TO	Blk	Stl	Pts	Avg.
2016-17	Arizona	37	977-2048	.477	244-625	.390	635-830	.765	1357	36.7	625-7	501	413	119	201	2833	76.6
	Opponents	37	893-2121	.421	239-771	.310	415-607	.684	1106	29.9	730-11	476	432	109	175	2440	65.9
2015-16	Arizona	34	946-1970	.480	221-580	.381	622-863	.721	1367	40.2	624-11	486	442	161	164	2735	80.4
	Opponents	34	853-2066	.413	204-646	.316	432-606	.713	1054	31.0	747-35	412	389	119	187	2342	68.9
2014-15	Arizona	38	1099-2068	.488	193-536	.360	700-974	.719	1399	36.8	681-14	528	419	131	275	2911	76.6
	Opponents	38	777-1951	.398	206-615	.335	508-728	.698	1065	28.0	791-26	369	523	97	180	2268	59.7
2013-14	Arizona	38	996-2123	.469	204-561	.364	573-870	.659	1449	38.1	630-10	574	387	173	223	2769	72.9
	Opponents	38	776-2041	.380	173-541	.320	500-698	.716	1181	31.1	699-12	347	471	118	178	2225	58.6
2012-13	Arizona	35	880-1933	.455	269-725	.371	541-722	.749	1273	36.4	584-16	476	458	134	234	2570	73.4
	Opponents	35	784-1909	.411	211-589	.358	447-629	.711	1051	30.0	624-18	376	465	112	215	2226	63.6
2011-12	Arizona	35	795-1812	.439	258-683	.378	568-806	.705	1237	35.3	588-12	473	122	122	195	2416	69.0
	Opponents	35	799-1969	.406	170-596	.285	428-644	.665	1173	33.5	667-21	403	415	108	198	2196	62.7
2010-11	Arizona	38	969-2064	.469	296-745	.397	671-899	.746	1319	34.7	707-15	536	484	98	197	2905	76.4
	Opponents	38	940-2115	.444	175-598	.293	525-774	.678	1167	30.7	753-20	496	476	129	225	2580	67.9
2009-10	Arizona	31	745-1681	.443	194-542	.358	545-744	.733	1062	34.3	595-15	384	436	78	186	2229	71.9
	Opponents	31	787-1800	.437	180-574	.314	479-689	.695	1067	34.4	621-18	395	399	108	181	2233	72.0
2008-09	Arizona	35	897-1892	.474	212-548	.387	523-709	.738	1183	33.8	548-11	500	442	104	217	2529	72.3
	Opponents	35	889-2030	.438	291-833	.349	352-510	.690	1107	31.6	628-14	549	420	81	194	2421	69.2
2007-08	*Arizona	34	843-1765	.478	221-566	.390	536-716	.749	1052	30.9	556-8	526	414	120	189	2443	71.9
	Opponents	34	842-1910	.441	185-535	.346	407-580	.702	1104	32.5	629-12	445	430	90	174	2276	66.9
2006-07	Arizona	31	846-1770	.478	172-505	.341	553-737	.750	1158	37.4	425-8	502	429	103	186	2417	78.0
	Opponents	31	862-1956	.441	260-743	.350	263-382	.688	988	31.9	614-18	489	379	83	184	2247	72.5
2005-06	Arizona	33	909-2037	.446	142-445	.319	473-667	.709	1140	34.5	549-10	492	437	125	322	2433	73.7
	Opponents	33	815-1799	.453	206-589	.350	431-593	.727	1147	34.8	622-21	452	629	101	198	2267	68.7
2004-05	Arizona	37	1077-2255	.478	253-630	.402	541-697	.776	1453	36.8	596-7	610	548	144	296	2948	79.7
	Opponents	37	953-2195	.434	256-739	.346	417-618	.675	1324	32.7	664-20	559	606	89	254	2579	69.7
2003-04	Arizona	30	942-1938	.486	219-568	.386	511-650	.786	1177	39.2	483-11	560	448	135	206	2614	87.1
	Opponents	30	865-1961	.441	243-671	.362	381-539	.707	1055	35.2	585-12	518	463	62	216	2354	78.5
2002-03	Arizona	32	973-2111	.461	228-645	.353	551-777	.709	1374	42.9	559-2	569	468	136	274	2725	85.2
	Opponents	32	846-2078	.407	210-654	.321	360-560	.643	1169	36.5	696-25	496	534	84	201	2262	70.7
2001-02	Arizona	34	935-2039	.459	258-686	.375	665-910	.731	1286	37.8	610-16	527	478	103	207	2793	82.1
	Opponents	34	974-2230	.437	248-713	.348	446-636	.701	1268	37.3	774-23	534	460	115	211	2642	77.7
2000-01	Arizona	36	1015-2131	.476	193-544	.355	703-940	.748	1433	39.8	630-9	585	546	159	283	2926	81.3
	Opponents	36	862-2174	.397	210-688	.305	452-669	.676	1196	33.2	817-34	473	586	98	221	2386	66.3
1999-2000	Arizona	34	904-1976	.457	155-482	.322	636-871	.730	1306	38.4	496-9	537	510	192	255	2599	76.4
	Opponents	34	862-2151	.400	226-665	.340	336-484	.694	1215	35.7	741-26	473	574	96	224	2284	67.2
1998-99	Arizona	29	820-1754	.468	143-409	.350	600-845	.710	1208	41.7	522-13	419	487	93	213	2383	82.2
	Opponents	29	778-1841	.423	223-620	.360	402-593	.678	973	33.6	645-26	447	447	84	251	2181	75.2
1997-98	Arizona	35	1146-2350	.488	269-714	.377	512-860	.716	1372	39.2	578-8	677	502	113	352	3177	90.8
	Opponents	35	980-2229	.440	230-653	.352	477-801	.667	1278	36.5	697-22	525	695	114	230	2610	74.6
1996-97	Arizona	34	1015-2241	.453	222-600	.370	598-913	.655	1376	40.5	654-23	567	521	100	358	2850	83.8
	Opponents	34	918-2107	.436	198-604	.328	457-701	.652	1299	38.2	739-25	537	678	141	249	2491	73.3
1995-96	Arizona	33	873-1981	.491	222-590	.376	525-796	.660	1253	38.0	590-8	589	541	117	244	2693	81.6
	Opponents	33	843-2031	.415	215-603	.357	471-674	.699	1143	34.6	666-17	467	558	99	257	2373	71.9
1994-95	Arizona	31	948-1961	.483	245-593	.413	490-746	.657	1285	41.5	564-9	559	526	95	222	2631	84.9
	Opponents	31	857-2091	.410	220-666	.330	416-621	.670	1168	37.7	620-18	499	478	130	242	2350	75.8
1993-94	Arizona	35	1077-2208	.484	279-787	.355	629-884	.712	1453	41.5	637-12	581	481	102	285	3124	89.3
	Opponents	35	922-2260	.409	240-711	.338	456-732	.623	1349	38.5	711-19	508	567	91	213	2604	74.4
1992-93	Arizona	28	847-1734	.488	143-401	.357	503-735	.684	1208	43.1	520-8	486	445	124	193	2340	83.6
	Opponents	28	710-1776	.400	180-526	.342	398-597	.667	957	34.2	593-20	380	420	86	218	1998	71.4
1991-92	Arizona	31	967-1921	.503	181-459	.394	514-763	.674	1250	40.3	548-9	539	435	120	236	2629	84.8
	Opponents	31	773-1887	.410	182-533	.341	406-604	.672	1022	33.0	631-20	412	501	76	194	2134	68.8
1990-91	Arizona	35	1091-2121	.514	180-465	.387	659-967	.681	1422	40.6	650-14	651	551	183	278	3021	86.3
	Opponents	35	903-2272	.397	185-586	.316	519-774	.671	1244	35.5	748-28	527	519	79	252	2510	71.7
1989-90	Arizona	32	879-1754	.501	159-418	.380	607-840	.723	1205	37.7	539-13	585	457	185	196	2524	78.9
	Opponents	32	780-1990	.392	148-478	.310	432-603	.716	1107	34.6	706-32	446	444	50	193	2140	66.9
1988-89	Arizona	33	988-1910	.517	185-461	.401	627-846	.741	1204	36.5	514-7	581	456	145	281	2788	84.5
	Opponents	33	869-2018	.431	148-428	.346	321-482	.666	1072	32.5	694-26	470	545	56	194	2207	66.9
1987-88	Arizona	38	1147-2106	.545	254-526	.483	686-932	.736	1274	33.5	583-6	662	471	173	275	3234	85.1
	Opponents	38	925-2160	.428	164-455	.360	425-606	.701	1102	29.0	772-28	472	592	52	212	2439	64.2
1986-87	Arizona	30	821-1721	.477	158-398	.397	468-678	.690	1094	36.5	519-15	439	432	120	193	2268	75.6
	Opponents	30	780-1796	.434	132-365	.362	372-538	.691	1020	34.0	617-22	430	426	64	204	2064	68.8
1985-86	Arizona	32	860-1740	.494	186-484	.386	482-686	.702	1018	31.8	478-10	451	337	119	192	2202	68.8
	Opponents	32	849-1844	.460	148-418	.359	314-444	.707	1025	32.0	638-24	394	426	64	156	1992	62.3
1984-85	Arizona	31	815-1564	.521	158-418	.380	493-730	.675	970	31.3	541-16	452	409	93	173	2123	68.5
	Opponents																

SEASON COMPARISONS



		G	FG-FGA	Pct.	3FG-FGA	Pct.	FT-FTA	Pct.	Reb.	Avg.	PF-D	A	TO	Blk	Stl	Pts	Avg.
1983-84	Arizona	28	696-1486	.468			375-571	.657	892	31.9	550-20	328	392	38	180	1767	63.1
	Opponents	28	678-1389	.448			412-592	.696	814	29.1	537-20	300	409	82	158	1768	63.1
1982-83	Arizona	28	741-1690	.438			367-608	.604	958	34.2	647-17	355	504	84	204	1849	66.0
	Opponents	28	821-1716	.478			539-778	.692	1165	41.6	598-13	427	509	61	201	2181	75.3
1981-82	Arizona	27	707-1496	.473			318-524	.607	863	32.0	544-23	340	457	84	170	1732	64.1
	Opponents	27	738-1518	.486			437-637	.686	928	34.4	493-12	373	414	49	189	1913	70.9
1980-81	Arizona	27	822-1661	.495			352-512	.688	869	32.2	535-7	414	373	62	212	1996	73.9
	Opponents	27	773-1580	.489			387-584	.663	944	35.0	478-10	383	424	59	172	1933	71.6
1979-80	Arizona	27	780-1719	.454			406-569	.714	906	33.6	592-12	405	331	49	178	1966	72.8
	Opponents	27	777-1540	.504			501-691	.725	1054	39.0	523-15	419	449	67	127	2055	76.1
1978-79	Arizona	27	818-1710	.478			425-610	.697	1007	37.3	553-18	439	428	60	171	2061	76.3
	Opponents	27	863-1803	.479			414-573	.723	1018	37.7	559-21	443	419	73	137	2140	79.3
1977-78	Arizona	26	899-1827	.492			386-568	.680	1145	44.0	489-20	417	444	81	177	2184	84.0
	Opponents	26	855-1830	.467			356-510	.698	966	37.2	515-18	345	432	73	190	2066	79.5
1976-77	Arizona	27	940-1961	.479			422-634	.666	1260	46.7	462-9	380	470	83	213	2302	85.3
	Opponents	27	842-1863	.452			330-463	.713	999	37.0	560-24	—	485	—	—	2014	82.5
1975-76	Arizona	33	1101-2238	.492			502-740	.678	1599	47.2	592-19	—	563	—	—	2704	81.9
	Opponents	33	1038-2336	.444			388-559	.694	1285	38.9	652-33	—	466	—	—	2464	74.7
1974-75	Arizona	29	957-1951	.491			466-698	.668	1353	46.7	530-15	—	563	—	—	2380	82.1
	Opponents	29	914-2034	.449			336-488	.689	1145	39.5	654-38	—	457	—	—	2164	80.0
1973-74	Arizona	26	946-1884	.502			423-602	.703	1216	46.8	503-13	—	—	—	—	2315	89.0
	Opponents	26	893-1945	.459			344-489	.705	1098	42.2	533-21	—	—	—	—	2130	81.9
1972-73	Arizona	26	861-1786	.482			388-535	.725	1152	44.3	503-14	284	—	—	—	2110	81.2
	Opponents	26	895-1959	.457			330-495	.667	1149	44.2	532-22	—	—	—	—	2120	81.5
1971-72	Arizona	26	698-1638	.422			334-532	.628	1079	41.5	489-18	—	—	—	—	1730	66.5
	Opponents	26	775-1659	.455			487-669	.728	1135	45.4	420-6	—	—	—	—	1997	76.5
1970-71	Arizona	26	836-1890	.442			481-717	.670	1105	42.5	562-20	—	—	—	—	2153	82.8
	Opponents	26	834-1834	.454			548-798	.689	1098	42.2	518-19	—	—	—	—	2216	89.1
1969-70	Arizona	26	798-1839	.433			443-630	.703	1311	50.4	582-24	—	—	—	—	2039	78.4
	Opponents	26	812-1817	.437			505-743	.680	1260	48.6	530-13	—	—	—	—	2129	81.9
1968-69	Arizona	27	807-1876	.430			493-725	.680	1130	41.8	521-15	—	—	—	—	2107	78.0
	Opponents	27	762-1822	.418			444-702	.632	1050	38.9	529-17	—	—	—	—	1968	72.9
1967-68	Arizona	24	682-1558	.438			405-596	.680	1145	47.7	461-7	—	—	—	—	1771	74.6
	Opponents	24	685-1677	.408			424-617	.687	1105	46.0	361-14	—	—	—	—	1794	74.7
1966-67	Arizona	25	664-1608	.413			365-552	.662	1176	46.8	527-11	—	—	—	—	1693	67.7
	Opponents	25	719-1721	.418			390-582	.670	1149	45.1	504-22	—	—	—	—	1828	73.1
1965-66	Arizona	26	736-1739	.423			458-621	.737	1171	45.0	475-14	—	—	—	—	1930	74.2
	Opponents	26	723-1651	.438			422-646	.633	1157	44.5	475-12	—	—	—	—	1868	71.8
1964-65	Arizona	26	694-1574	.441			459-655	.701	1164	44.8	507-20	—	—	—	—	1891	72.7
	Opponents	26	641-1547	.414			451-664	.679	1035	39.8	509-18	—	—	—	—	1733	66.7
1963-64	Arizona	26	676-1626	.416			402-605	.664	1141	43.9	500-15	—	—	—	—	1759	67.7
	Opponents	26	594-1494	.398			449-635	.707	1098	42.2	485-9	—	—	—	—	1637	63.0
1962-63	Arizona	26	605-1572	.385			403-602	.669	1120	43.1	555-24	—	—	—	—	1613	62.0
	Opponents	26	558-1424	.392			493-725	.680	1144	44.0	475-19	—	—	—	—	1609	61.9
1961-62	Arizona	26	662-1757	.365			383-636	.602	1313	50.5	534-13	—	—	—	—	1707	65.7
	Opponents	26	626-1608	.389			456-697	.654	1258	48.4	491-24	—	—	—	—	1708	65.7
1960-61	Arizona	26	754-1975	.382			408-683	.597	1321	50.8	557-14	—	—	—	—	1916	73.7
	Opponents	26	766-1846	.415			517-769	.672	1507	58.0	503-14	—	—	—	—	2029	78.0
1959-60	Arizona	24	623-1663	.375			429-663	.647	1050	43.8	497-13	—	—	—	—	1679	70.0
	Opponents	24	653-1606	.407			438-677	.647	1006	42.0	487-22	—	—	—	—	1742	72.6
1958-59	Arizona	26	653-1783	.372			337-570	.591	1035	39.8	513-19	—	—	—	—	1643	63.2
	Opponents	26	791-1864	.424			470-708	.664	1123	43.2	444-10	—	—	—	—	2052	78.9
1957-58	Arizona	26	671-1608	.417			397-594	.668	961	37.0	528-18	—	—	—	—	1735	66.8
	Opponents	26	728-—	—			428-719	.595	1030	39.6	443-17	—	—	—	—	1880	72.3
1956-57	Arizona	26	700-1829	.382			505-758	.667	1059	40.7	537-29	—	—	—	—	1905	73.2
	Opponents	26	670-1847	.362			602-899	.667	1126	43.3	457-13	—	—	—	—	1942	74.6
1955-56	Arizona	26	692-1855	.378			521-770	.677	1317	50.7	541-15	—	—	—	—	1905	73.3
	Opponents	26	711-2107	.337			675-920	.734	1363	52.5	469-20	—	—	—	—	2097	80.7
1954-55	Arizona	25	596-1886	.316			497-763	.651	1069	42.8	495-25	—	—	—	—	1689	67.6
	Opponents	25	658-1802	.365			533-823	.648	1104	44.2	439-15	—	—	—	—	1849	73.9
1953-54	Arizona	24	527-1553	.339			482-724	.666	841	35.0	491-21	—	—	—	—	1536	64.0
	Opponents	24	590-1761	.335			522-730	.729	969	40.4	477-19	—	—	—	—	1702	70.9
1952-53	Arizona	27	586-1829	.320			585-938	.624	1223	45.3	621-39	—	—	—	—	1757	65.1
	Opponents	27	585-1930	.303			594-958	.620	1088	40.3	606-22	—	—	—	—	1764	65.3
1951-52	Arizona	27	652-2044	.319			458-698	.656	1083	40.1	633-24	273	—	—	—	1762	65.3
	Opponents	27	698-2123	.329			440-697	.631	—	—	594-20	—	—	—	—	1858	68.8

		G	FG-FGA	Pct.	3FG-FGA	Pct.	FT-FTA	Pct.	Reb.	Avg.	PF-D	A	TO	Blk	Stl	Pts	Avg.
1950-51	Arizona	30	805-2219	.363			475-725	.655	1786	59.5	720-27	613				2085	69.5
	Opponents	30	586-1944	.301			489-800	.611	1205	40.2	613-32	349				1661	55.3
1949-50	Arizona	31	797-2243	.355			433-656	.660			613-26					2027	65.3
	Opponents	31	623-	—			441-724	.570			570-25					2687	54.4
1948-49	Arizona	28	582-1764	.329			362-554	.653			549-23					1526	54.2
	Opponents	28	525-				391-638	.613			485-23					1441	51.4
1947-48	Arizona	29	678-				407-631	.645			560-32					1763	60.8
	Opponents	29	584-				398-658	.605			528-23					1566	54.0
1946-47	Arizona	24	594-				317-512	.619			473-19					1505	62.7
	Opponents	24	418-				313-549	.570			416-17					1149	47.8
1945-46	Arizona	30	694-				279-485	.578			498-18					1667	55.6
	Opponents	30	457-				321-605	.532			385-9					1235	41.2
1944-45	Arizona	18	272-				107-157	.594			218-9					701	38.9
	Opponents	18	338-				134-258	.519			232-5					810	45.0
1943-44	Arizona	14	292-				133-232	.573			200-15					717	51.2
	Opponents	14	217-				111-225	.493			191-15					545	38.9
1942-43	Arizona	24	594-				217-				367-18					1405	58.6
	Opponents	24	—				— —				—					931	38.8
1941-42	Arizona	22	411 -				150-	—			284-17					972	44.2
	Opponents	22	403-				189-	—			225-8					995	45.2
1940-41	Arizona	18	344-				152-254	.598			234-17					842	46.8
	Opponents	18	301-				147-289	.509			200-13					749	41.6
1939-40	Arizona	25	442-				202-	—			295-14					1086	43.4
	Opponents	25	407-				219-	—			280-14					1033	41.6
1938-39	Arizona	23	377-				182-310	.587			307-26					936	40.7
	Opponents	23	383-				197-401	.491			262-20					963	41.9
1937-38	Arizona	21	357-				150-236	.636			262-9					864	41.1
	Opponents	21	357-				171-316	.541			229-16					807	38.4
1936-37	Arizona	25	357-				143-258	.554			228-10					857	34.3
	Opponents	25	343-				155-301	.515			213-6					841	33.6
1935-36	Arizona	23	349-				154-304	.508			270-17					852	37.0
	Opponents	23	283-				167-372	.449			242-8					733	31.9
1934-35	Arizona	19	300-				111-224	.496			245-11					711	37.4
	Opponents	19	285-				140-299	.468			189-10					710	37.4
1933-34	Arizona	27	410-				239-383	.624			297-10					1059	39.2
	Opponents	27	342-				179-363	.493			304-15					863	32.0
1932-33	Arizona	24	404-				152-337	.451			219-4					960	40.0
	Opponents	24	299-				118-259	.456			249-10					716	29.8
1931-32	Arizona	20	356-				127-253	.502			193-6					839	42.0
	Opponents	20	226-				126-250	.504			209-12					578	28.0
1930-31	Arizona	15	169-				103-196	.526			137-4					441	29.4
	Opponents	15					93-157	.592			163-7					431	28.7
1929-30	Arizona	21	300-				121-213	.568			173-3					721	34.3
	Opponents	21	230-				113-202	.559			174-7					573	27.3
1928-29	Arizona	23	420-				135-248	.544			186-4					975	42.4
	Opponents	23	194-				121-227	.533			188-6					509	22.1
1927-28	Arizona	16	259-				94-205	.459			166-7					612	38.3
	Opponents	16	183-				97-215	.451			157-6					465	29.1
1926-27	Arizona	17	209-				106-199	.532			167-4					542	31.9
	Opponents	17	168-				106-209	.503			152-5					442	26.0
1925-26	Arizona	13														376	28.9
	Opponents	13														331	25.5
1924-25	Arizona	11														306	27.8
	Opponents	11														250	22.7
1923-24	Arizona	17	315-				59-				106-1					689	40.5
	Opponents	17	145-				64-				100-0					354	20.8
1922-23	Arizona	20														679	34.0
	Opponents	20														407	20.4
1921-22	Arizona	12														399	33.3
	Opponents	12														259	21.6
1920-21	Arizona	7														407	58.1
	Opponents	7														130	18.6
1919-20	Arizona	14														418	29.9
	Opponents	14														337	24.1
1918-19	Arizona	9														332	36.9
	Opponents	9														226	25.1

* Statistics vacated due to NCAA infractions

YEAR-BY-YEAR RESULTS



1904-05
Won 1, Lost 0, Tied 1
Coach: Orin A. Kates
 Morenci YMCA W 40-32
 Bisbee YMCA T 19-19

1905-06
No Record (Intrasquad games only)
Coach: Orin A. Kates

1906-07
Won 3, Lost 1
Coach: Unknown
 Morenci YMCA W
 Bisbee YMCA L
 Unknown Opponent W
 Unknown Opponent W

1907-08
Won 1, Lost 1
Coach: Unknown
 Tucson Athletic Club W 28-11
 Bisbee YMCA L 7-34

1908-09
Won 1, Lost 1
Coach: Unknown
 Results unavailable

1909-10
Won 2, Lost 2
Coach: Unknown
 Results unavailable

1910-11
Won 3, Lost 0
Coach: Unknown
 Tucson H.S. W 32-19
 Other results unavailable

1911-12
Won 2, Lost 2
Coach: Frank L. Kleeberger
 Results unavailable

1912-13
Won 3, Lost 2
Coach: Raymond L. Quigley
 Tucson H.S. Alumni W
 Tucson H.S. Alumni W
 Bisbee YMCA L
 Bisbee YMCA L
 F15 Douglas YMCA W

1913-14
Won 7, Lost 2
Coach: Raymond L. Quigley
 D8 Tucson H.S. Alumni W 57-19
 D13 Arizona State W 41-17
 J10 at Arizona State W 13-9
 J15 Bisbee YMCA W 31-27
 J23 at Bisbee YMCA L 20-36
 J24 at Douglas YMCA W 35-24
 J31 Douglas YMCA W 37-5
 F6 at Eastern Arizona J.C. L 19-22
 F7 at Eastern Arizona J.C. W 23-16

1914-15
Won 9, Lost 0
Coach: J.F. McKale
 D12 Tucson H.S. W 66-4
 Tucson H.S. W 29-5
 J15 Bisbee YMCA W 38-29
 J23 at Tucson YMCA W 36-22
 J30 Bisbee YMCA W 28-21
 Douglas YMCA W 20-12
 Tucson YMCA W 40-21
 Phoenix YMCA W 18-10
 Fifth Infantry W 35-22

1915-16
Won 5, Lost 0
Coach: J.F. McKale
 San Francisco Native Sons W 25-17
 Tucson H.S. W 44-16
 Tucson YMCA W 51-12
 Tucson YMCA W 25-12
 Douglas YMCA W 40-32

1916-17
Won 10, Lost 2
Coach: J.F. McKale
 Tucson H.S. W 50-9
 Tucson H.S. W 55-11
 Tucson YMCA W 28-16
 Tucson YMCA W 41-20
 J29 at Phoenix YMCA W 36-28
 J30 at Prescott H.S. W 68-36
 J31 at Winslow H.S. W 52-15
 F1 at New Mexico L 19-28
 F2 at New Mexico State W 34-25
 F3 at El Paso Cactus L 25-36
 F4 at Eastern Arizona J.C. W 22-14
 F5 at Eastern Arizona J.C. W 30-8

1917-18
Won 3, Lost 2
Coach: J.F. McKale
 F2 Bisbee YMCA W 46-27
 F19 Tucson YMCA W 54-8
 F23 25th Infantry W 63-15
 F25 at Bisbee YMCA L 29-51
 M8 El Paso YMCA L 28-42

1918-19
Won 6, Lost 3
Coach: J.F. McKale
 J25 25th Infantry Officers W 37-14
 F7 Tucson YMCA W 48-25
 F10 Northern Arizona L 32-37
 F11 Northern Arizona W 57-28
 F14 New Mexico State W 42-35
 F15 New Mexico State W 44-23
 at Bisbee YMCA W 41-29
 F27 at New Mexico State L 14-38
 F28 at New Mexico State L 17-34

1919-20
Won 9, Lost 5
Coach: J.F. McKale
 Tucson YMCA L 26-27
 Bisbee YMCA L 12-40
 F2 UTEP W 24-15
 F3 New Mexico Tech W 36-12
 F4 New Mexico W 40-21
 F5 New Mexico W 51-19
 F6 New Mexico State W 28-17
 F7 New Mexico State L 19-43
 Tucson YMCA* W 44-22
 Tucson YMCA W 46-28
 Miami YMCA L 29-33
 Bisbee YMCA L 18-21
 M6 New Mexico State* W 37-25
 M7 New Mexico State* W 26-14

1920-21
Won 7, Lost 0
Coach: J.F. McKale
 J28 at Miami YMCA W 28-22
 Bisbee YMCA W 59-17
 Mesa YMCA W 50-12
 at New Mexico Tech W 75-11
 at New Mexico Tech W 74-13
 at Douglas YMCA W 67-30
 at Bisbee YMCA W 54-25

1921-22#
Won 10, Lost 2
Coach: James H. Pierce
 Mesa W 45-32
 J21 Miami YMCA W 25-18
 at N.M. Military J.C. W 52-8
 at N.M. Military J.C. W 24-11
 at New Mexico W 58-22
 at New Mexico W 25-21
 New Mexico State (I) W 36-6
 New Mexico State W 35-14
 USC W 36-28
 USC L 20-46
 at USC W 28-27
 at USC L 15-26

(I) at El Paso, Texas
 # Home games played at National Guard Armory

1922-23#
Won 17, Lost 3
Coach: James H. Pierce
 J13 Arizona State W 29-20
 J20 Miami YMCA W 29-27
 J27 at Miami YMCA L 22-29
 J29 at Phoenix Indians W 59-25
 J30 at Phoenix J.C. W 46-13
 J31 at Arizona State W 31-22
 F2 New Mexico State W 46-14
 F3 New Mexico State W 39-22
 F9 at Bisbee YMCA W 25-20
 F10 Phoenix J.C. W 41-18
 F12 New Mexico W 59-13
 F13 New Mexico W 38-5
 F19 at UCLA L 30-43
 F20 at UCLA W 33-22
 F22 at USC W 23-18
 F23 at USC W 24-8
 F26 UCLA L 23-30
 F27 UCLA L 32-22
 M2 USC W 26-20
 M3 USC W 27-16

Home games played at National Guard Armory

1923-24#
Won 14, Lost 3
Coach: Basil Stanley
 J12 Bisbee YMCA W 44-21
 J19 Mesa Camels W 48-15
 J26 at Arizona State W 39-24
 J30 at Whittier W 47-12
 F1 California (I) L 30-38
 F2 California (I) W 23-14
 F5 at USC L 15-36
 F6 at USC L 26-31
 F16 at Phoenix J.C. W 45-15
 F22 Whittier W 55-24
 F23 Whittier W 31-16
 F25 at New Mexico State W 35-26

F26 at New Mexico State W 39-14
 F27 at New Mexico Tech W 64-15
 F28 at New Mexico Tech W 77-17
 F29 at New Mexico W 34-15
 M1 at New Mexico W 37-21
 (I) at Oakland, Calif.
 # Home games played at National Guard Armory

1924-25#
Won 7, Lost 4
Coach: Walter Davis
 J17 Bisbee YMCA W 34-17
 J24 Arizona State W 42-16
 J31 Olson's Swedes W 43-34
 F2 at Arizona State W 40-17
 F3 at Gilbert Yellow Jackets L 15-24
 F4 at Arizona State W 17-16
 F9 Gilbert Yellow Jackets W 36-29
 F17 at USC L 18-25
 F18 at USC L 10-23
 F27 New Mexico L 30-31
 F28 New Mexico W 21-18
 # Home games played at National Guard Armory

1925-26
Won 6, Lost 7
Coach: Fred A. Enke
 J13 Arizona State W 30-24
 J16 Arizona State L 18-23
 J23 Phoenix J.C. W 51-9
 F1 at Arizona State L 19-25
 F2 at Arizona State W 32-21
 F3 at Phoenix J.C. W 47-22
 F8 at New Mexico L 22-34
 F9 at New Mexico L 15-40
 F10 at New Mexico Tech W 37-24
 F11 at New Mexico State W 39-19
 F12 at New Mexico State L 18-22
 F19 at USC L 20-38
 F20 at USC (2ot) L 28-30

1926-27
Won 13, Lost 4
Coach: Fred A. Enke
 J10 Mesa Jaycees W 41-30
 J14 at USC L 15-44
 J15 at USC (ot) L 21-26
 J17 at Alhambra A.C. W 28-24
 J18 at Whittier W 23-19
 J21 Arizona State W 29-18
 J22 Arizona State W 32-25
 J31 at Arizona State W 36-29
 F1 at Arizona State W 43-25
 F2 at Mesa Jaycees W 49-33
 F3 at Phoenix J.C. W 36-30
 F11 New Mexico State W 28-23
 F12 New Mexico State W 37-15
 F18 New Mexico L 29-34
 F19 New Mexico W 27-26
 M4 Whittier L 20-23
 M5 Whittier W 31-18

1927-28
Won 13, Lost 3
Coach: Fred A. Enke
 J11 Tulsa Eagles W 44-32
 J13 Arizona State W 39-32
 J14 Arizona State W 38-24
 J20 Eastern Arizona J.C. W 31-15
 J21 Eastern Arizona J.C. L 20-23
 J30 Arizona State L 27-47
 J31 at Chambers (I) W 66-26
 F1 at Arizona State W 30-23
 F2 at Coggins (ot) (I) W 39-38
 F10 Northern Arizona W 28-25
 F11 Northern Arizona L 30-40
 F21 at New Mexico W 35-30
 F22 at New Mexico W 37-32
 F23 at New Mexico Tech W 49-16
 F24 at New Mexico State W 58-29
 F25 at New Mexico State W 41-31
 (I) at Phoenix, Ariz.

1928-29
Won 19, Lost 4
Coach: Fred A. Enke
 D20 USC L 31-35
 D21 USC L 34-35
 D31 at Chandler Millers W 45-27
 J1 at Arizona Storage (I) W 33-25
 J2 at Ryans (2) W 41-28
 J3 at Eastern Arizona J.C. W 35-18
 J4 at Eastern Arizona J.C. W 39-15
 J5 at Bisbee YMCA W 46-19
 J11 Eastern Arizona J.C. W 46-22
 J12 Eastern Arizona J.C. W 44-26
 J18 Arizona State W 36-18
 J19 Arizona State W 54-20
 J25 New Mexico State W 63-13
 J26 New Mexico State W 56-18
 F4 at Arizona State W 56-22
 F5 at Arizona State W 43-21
 F6 Phoenix J.C. W 46-19
 F11 Phoenix J.C. W 59-5
 F14 at Clarkdale Indpt. W 48-17
 F15 at Northern Arizona L 26-30
 F16 at Northern Arizona L 18-20
 F22 New Mexico W 40-27
 F23 New Mexico W 36-29

(I) at Phoenix, Ariz.
 (2) at Globe, Ariz.

1929-30
Won 15, Lost 6
Coach: Fred A. Enke
 D30 Phoenix Saunders W 27-19
 D31 at Phoenix Saunders W 40-30
 J1 at Yuma W 52-27
 J3 at USC L 21-35
 J4 at USC L 26-35
 J10 Arizona State W 50-40
 J11 Arizona State W 54-23
 J18 at Northern Arizona W 29-16
 J18 at Northern Arizona W 26-18
 J20 UTEP W 38-31
 J21 UTEP W 31-20
 F3 at Arizona State W 48-40
 F4 at Arizona State L 31-34
 F5 at Ryan's (I) W 28-16
 F10 DePaul L 16-29
 F14 Northern Arizona W 37-17
 F15 Northern Arizona W 46-24
 F21 at New Mexico L 28-32
 F22 at New Mexico W 28-26
 F24 at New Mexico State L 42-46
 F25 at New Mexico State W 23-15
 (I) at Globe, Ariz.

1930-31
Won 9, Lost 6
Coach: Fred A. Enke
 J9 Occidental W 25-23
 J10 Occidental L 38-39
 J16 Tucson Sporting Goods (ot) L 30-31
 J17 Tucson Sporting Goods (ot) W 32-28
 J23 Arizona State L 20-28
 J24 Arizona State W 26-24
 F3 at Arizona State L 20-38
 F4 at Arizona State W 28-23
 F6 New Mexico State W 39-33
 F7 New Mexico State L 37-40
 F12 at Ashfork Independ. W 35-24
 F13 at Northern Arizona W 29-25
 F14 at Northern Arizona L 24-27
 F20 New Mexico W 31-25
 F21 New Mexico W 27-23

1931-32
Won 18, Lost 2
Coach: Fred A. Enke
Border Conference Champions
 D4 UA Alumni All-Stars W 41-25
 D5 UA Alumni All-Stars W 34-28
 D11 Dixie J.C. W 41-27
 D12 Dixie J.C. W 54-42
 D19 USC W 28-26
 J5 at Occidental W 63-27
 J6 at Occidental W 53-25
 J7 at LaVerne W 39-27
 J8 at Pomona W 39-11
 J15 *Arizona State W 39-20
 J16 *Arizona State W 50-38
 F1 *at Arizona State W 51-24
 F2 *at Arizona State W 36-26
 F3 at Phoenix Ramblers W 40-25
 F12 *Northern Arizona W 49-28
 F13 *Northern Arizona W 37-31
 F19 *at New Mexico L 28-30
 F20 *at New Mexico L 33-40
 F22 *at New Mexico State W 50-46
 F23 *at New Mexico State W 38-29
 * Border Conference game (8-2, 1st)

1932-33
Won 19, Lost 5
Coach: Fred A. Enke
Border Conference Champions
 D10 Levy's All-Stars W 65-21
 D11 Levy's All-Stars W 43-29
 D16 PBSW W 40-29
 D30 at Goldwater's W 38-31
 D31 at PBSW W 28-22
 J2 at Pasadena Majors L 30-54
 J3 at Whittier W 37-28
 J4 at Hancock Oil Co. (I) L 27-37
 J5 at LaVerne W 32-31
 J6 at Pomona W 42-24
 J7 at Yuma Independ. W 92-25
 J13 *Arizona State W 32-30
 J14 *Arizona State W 30-29
 J27 *New Mexico State W 49-26
 J28 *New Mexico State (ot) L 36-38
 F3 *at Arizona State W 35-21
 F4 *at Arizona State W 21-16
 F11 *at Northern Arizona L 35-38
 F12 *at Northern Arizona L 28-31
 F17 *New Mexico W 47-25
 F18 *New Mexico W 38-29
 F20 Pasadena Majors W 41-39
 F22 at Eastern Arizona J.C. W 56-30
 F23 at Eastern Arizona J.C. W 38-33
 * Border Conference game (7-3, 1st)
 (I) at Long Beach, Calif.

1933-34
Won 18, Lost 9
Coach: Fred A. Enke

D8	Sunset Dairy	W	44-21
D9	Sunset Dairy	W	37-25
D15	Toitecas	W	50-25
D16	Phoenix All-Stars	W	63-31
D23	at El Paso All-Stars	W	63-15
D26	at Oklahoma City	W	30-25
D27	at Southwestern, Kan.	L	26-34
D29	at Drake	W	36-35
J1	at Purdue	L	23-34
J2	at Illinois Wesleyan	L	44-49
J3	at DePaul	L	24-37
J4	at Notre Dame	L	24-46
J6	at Saint Louis	L	28-40
J15	*Texas Tech	L	29-33
J16	*Texas Tech	L	27-38
J19	*Arizona State	W	33-22
J20	*Arizona State	W	34-26
F2	*at Arizona State	W	39-24
F3	*at Arizona State	W	52-26
F9	Eastern Arizona J.C.	W	51-35
F10	Eastern Arizona J.C.	W	55-33
F16	*Northern Arizona	W	34-28
F17	*Northern Arizona	W	39-27
F23	*at New Mexico	W	33-32
F24	*at New Mexico	W	36-31
F26	*at New Mexico State	L	43-45
F27	*at New Mexico State	W	84-46

* Border Conference game (9-3, 2nd)

1934-35
Won 11, Lost 8
Coach: Fred A. Enke

D14	Whittier	W	47-29
D15	Whittier	W	29-24
J11	Occidental	W	43-32
J12	Occidental	W	36-29
J18	*Arizona State	W	36-30
J19	*Arizona State	W	40-35
J26	at New Mexico Tech	W	30-13
F1	*at Arizona State	L	33-40
F2	*at Arizona State	W	49-39
F5	*New Mexico	W	38-37
F6	*New Mexico	W	41-38
F15	*at Northern Arizona	L	42-52
F16	*at Northern Arizona	L	47-48
F22	Douglas Stars	W	55-27
F23	Douglas Stars	L	39-40
F26	*at New Mexico	L	15-38
F27	*at New Mexico	L	28-43
M1	*at Texas Tech	L	25-63
M2	*at Texas Tech	L	38-53

* Border Conference game (5-7, 4th)

1935-36
Won 16, Lost 7
Coach: Fred A. Enke
Border Conference Champions

D13	All-Stars	W	33-29
D14	All Stars	L	23-34
D30	at Coggins (1)	W	36-19
D31	at Stapley's (1)	W	47-34
J3	at Whittier	W	29-21
J4	at Whittier	W	28-19
J7	California	L	31-33
J13	*Arizona State	W	34-27
J14	*Arizona State	W	40-39
J17	*UTEP	W	54-16
J18	*UTEP	W	36-25
J28	*at New Mexico State	L	29-37
J29	*at New Mexico State	W	46-45
J31	*at New Mexico	W	28-25
F1	*at New Mexico	L	23-25
F7	*at Arizona State	L	41-43
F8	*at Arizona State	W	38-34
F19	*Texas Tech	L	39-41
F20	*Texas Tech	W	57-43
F24	*Northern Arizona	W	44-41
F25	*Northern Arizona	W	48-38
F27	*New Mexico	W	41-25
F28	*New Mexico	L	27-40

* Border Conference game (11-5, 1st)
 (1) at Phoenix, Ariz.

1936-37
Won 14, Lost 11
Coach: Fred A. Enke

D2	USC	L	25-26
D17	Whittier	W	44-34
D18	Whittier	W	35-27
D28	Santa Clara (1)	L	25-45
D29	at San Jose State	W	36-24
D30	at California	L	22-55
J2	at Loyola Marymount	W	27-18
J8	*Arizona State	W	38-27
J9	*Arizona State	W	51-33
J15	*at Arizona State	W	37-36
J16	*at Arizona State	L	27-44
F1	*New Mexico	W	38-32
F2	*New Mexico (ot)	L	30-32
F5	*at Northern Arizona	L	17-42
F6	*at Northern Arizona	W	35-33
F12	*New Mexico State	L	45-47
F13	*New Mexico State	W	51-45
F19	*at UTEP	W	43-21
F20	*at UTEP	W	50-30
F22	*at Texas Tech	L	26-39

F23	*at Texas Tech	L	34-42
F25	*at New Mexico	W	37-26
F26	*at New Mexico	L	32-37
M1	Loyola Marymount	W	26-16
M2	Loyola Marymount	L	26-30

* Border Conference game (9-7, 2nd)
 (1) at San Jose, Calif.

1937-38
Won 13, Lost 8
Coach: Fred A. Enke

D17	Mesa Merchants	W	40-30
D18	at Tom's Tavern	W	39-27
D20	Stanford	L	28-44
J7	*Arizona State	L	41-52
J8	*Arizona State	L	34-37
J14	Funk's Jewelers	W	49-17
J15	Funk's Jewelers	W	39-26
J17	*Northern Arizona	W	47-42
J18	*Northern Arizona	W	32-28
F2	*Texas Tech	W	45-33
F3	*Texas Tech	L	26-30
F11	*at New Mexico State	L	44-46
F12	*at New Mexico State	L	39-61
F14	*at New Mexico	W	45-39
F15	*at New Mexico	W	43-35
F18	*at UTEP	W	47-31
F19	*at UTEP	W	44-40
F25	*New Mexico	W	60-49
F26	*New Mexico	W	53-47
F28	*at Arizona State	L	31-49
M1	*at Arizona State	L	38-44

* Border Conference game (9-7, 2nd)

1938-39
Won 12, Lost 11
Coach: Fred A. Enke

D14	Tulane	W	34-28
D15	University of Mexico	L	31-40
D16	University of Mexico	W	32-20
J6	*at Arizona State	L	33-35
J7	*at Arizona State	L	36-40
J11	*UTEP	W	46-25
J12	*UTEP	W	33-32
J20	Jackson's All-Stars	W	46-34
J21	Jackson's All-Stars	W	50-40
J30	*Northern Arizona	L	35-40
J31	*Northern Arizona	L	35-48
F10	*at Texas Tech	L	24-53
F11	*at Texas Tech	L	37-52
F13	*at New Mexico State	L	49-61
F14	*at New Mexico State	L	42-45
F17	*New Mexico	W	56-40
F18	*New Mexico	W	63-40
F24	*Arizona State	L	43-50
F25	*Arizona State	W	48-44
M3	*at New Mexico	W	39-37
M4	*at New Mexico	W	45-41
M6	*at UTEP	W	49-46
M7	*at UTEP	L	30-42

* Border Conference game (8-10, 5th)

1939-40
Won 15, Lost 10
Coach: Fred A. Enke
Border Conference Champions

D21	Loyola Marymount	L	35-40
D22	Loyola Marymount	L	33-42
D28	Southeastern Oklahoma (1)	L	24-32
D29	Texas Christian (1)	L	32-37
D29	West Texas State (1)	L	43-52
D30	Montana State (1)	L	32-39
J1	at Hardin-Simmons	W	40-31
J2	at Hardin-Simmons	W	50-28
J4	*at New Mexico State	L	41-70
J5	*at New Mexico State	W	52-49
J12	*Arizona State	W	37-35
J13	*Arizona State	W	36-34
F2	*at Northern Arizona	L	36-40
F3	*at Northern Arizona	W	40-32
F5	*at Arizona State	W	51-40
F6	*at Arizona State	L	37-39
F9	*New Mexico State	L	42-56
F10	*New Mexico State	W	56-45
F12	*Northern Arizona	W	39-38
F13	*Northern Arizona	W	55-35
F19	at Olson's Swedes	W	51-34
F23	*New Mexico	W	62-52
F24	*New Mexico	W	59-42
F26	*UTEP	W	51-44
F27	*UTEP	W	52-47

* Border Conference game (12-4, 1st)
 (1) at All-College Tournament, Oklahoma City, Okla.

1940-41
Won 11, Lost 7
Coach: Fred A. Enke

D12	Western New Mexico	L	30-33
D16	*Northern Arizona	W	38-29
J10	*Arizona State	W	55-40
J11	*Arizona State	W	51-38
J17	*New Mexico State	L	58-61
J18	*New Mexico State	W	46-37
J30	*at New Mexico State	W	45-33
J31	*at New Mexico	W	47-31
F1	*at New Mexico	L	23-33
F10	*at UTEP	L	35-47
F11	*at UTEP	L	44-55
F15	*New Mexico	W	62-35

F17	*UTEP	W	62-54
F21	Lilly Ice Cream	W	57-39
F22	Lilly Ice Cream	W	53-43
M3	*at Northern Arizona	W	55-46
M4	*at Northern Arizona	L	47-48
M5	*at Arizona State	L	34-51

* Border Conference game (9-6, 2nd)

1941-42
Won 9, Lost 13
Coach: Fred A. Enke

D12	at Western New Mexico	L	24-46
D13	at Western New Mexico	W	39-37
D17	*West Texas State	L	52-71
D29	New Mexico Tech	W	43-38
D30	New Mexico Tech	W	51-30
J2	Stanford (1)	L	26-56
J3	Stanford (1)	L	33-54
J7	*Hardin-Simmons	W	50-26
J8	*Texas Tech	L	47-53
J17	*Arizona State	W	59-45
J26	*Northern Arizona (2)	L	36-44
J27	*at Arizona State	L	41-42
J31	*at New Mexico	L	41-50
F2	*at UTEP	L	43-46
F3	*at New Mexico State	W	56-48
F10	*UTEP	W	59-49
F11	*New Mexico	L	43-53
F13	*New Mexico State	W	53-25
F18	*at Hardin-Simmons	L	31-36
F19	*at Texas Tech	L	42-49
F20	*at West Texas State	L	59-66
M2	*Northern Arizona	W	44-31

* Border Conference game (6-10, 6th)
 (1) at Phoenix, Ariz.
 (2) at Tempe, Ariz.

1942-43#
Won 22, Lost 2
Coach: Fred A. Enke
Border Conference Champions

D12	Daniel's	W	81-23
D18	*at UTEP	W	58-35
D19	*at UTEP	W	62-44
J7	*UTEP	W	72-47
J8	*UTEP	W	57-46
J14	*Arizona State	W	49-35
J15	*Arizona State	L	39-41
J22	*at Arizona State	W	63-40
J23	*at Arizona State	W	43-29
J25	*at Northern Arizona	W	55-23
J26	*at Northern Arizona	W	67-49
F1	*Northern Arizona	W	71-42
F2	*Northern Arizona	W	84-27
F6	San Diego Marines	W	69-34
F5	San Diego Marines	W	69-42
F8	Williams Air Base	W	63-40
F12	Albuquerque AFB Flying Kellys	W	60-39
F13	Albuquerque AFB Flying Kellys	W	51-40
F17	*New Mexico (1)	W	55-40
F18	*Texas Tech (1)	L	35-47
F19	*New Mexico (1)	W	41-37
F19	*UTEP (1)	W	60-51
F20	*Texas Tech (1)	W	54-41
F20	*West Texas State (1)	W	47-39

* Border Conference game (16-2, 1st)
 (1) at Border Conf. Tour., Albuquerque, N.M.
 # Home games played at Tucson High due to Bear Down Gym use by Navy

1943-44#
Won 12, Lost 2
Coach: Fred A. Enke

D4	at Navy Pilots	W	54-36
D17	Davis-Monthan Air Base	W	62-35
D18	Marana Air Base	W	47-28
D29	Ryan Field Rockets	L	39-42
J8	at Davis-Monthan Air Base	L	28-43
J14	Consolidated-Vultee Air	W	36-25
J15	Marana Officers	W	51-37
J28	Davis-Monthan Enlisted	W	56-37
J29	Davis-Monthan Air Base	W	52-48
F9	at Marana Enlisted	W	43-42
F12	Davis-Monthan Air Base	W	62-58
F16	Marana Enlisted	W	59-44
F19	Consolidated-Vultee Air	W	67-36
F26	at Ryan Field Rockets	W	58-34

Home games played at Tucson High due to Bear Down Gym use by Navy

1944-45
Won 7, Lost 11
Coach: Fred A. Enke

D2	Davis-Monthan Officers	W	42-40
D7	at Marana Air Base	L	38-58
D15	*at Arizona State	L	44-52
D16	*at Arizona State	L	41-48
J13	*Northern Arizona	W	44-38
J19	*Arizona State	W	39-36
J20	*Arizona State	W	39-37
J22	Marston's Supply (1)	L	37-51
J23	Williams Air Base (1)	L	33-42
J29	Davis-Monthan Enlisted	W	41-37
J31	Marana Air Base	L	31-51
F2	Davis-Monthan Gunnery	W	48-38
F3	Davis-Monthan Gunnery	W	38-32
F9	*at Northern Arizona	L	37-53
F10	*at Northern Arizona	L	36-47
F16	Douglas Air Base	L	46-51

F17	Douglas Air Base	L	37-48
F20	at Douglas Air Base	L	30-51

* Border Conference game (3-4, 6th)
 (1) at Phoenix, Ariz.

1945-46
Won 25, Lost 5
Coach: Fred A. Enke
Border Conference Champions
National Invitation Tournament Participants

D14	Williams Air Base	W	50-47
D15	Williams Air Base	W	45-35
D20	*at New Mexico	L	37-42
D21	*at New Mexico	W	47-38
D22	at Ft. Bliss (1)	L	61-72
D27	at San Diego State	L	36-39
D28	at San Diego State	W	38-33
D29	at San Diego NTC	W	44-38
J5	*New Mexico State	W	64-27
J10	*Arizona State	W	58-30
J11	*Arizona State	W	60-37
J18	El Toro Marines	W	56-42
J19	El Toro Marines	W	59-38
J25	*at Arizona State	W	45-35
J26	*at Arizona State	W	44-27
J28	*at Northern Arizona (ot)	L	53-54
J29	*at Northern Arizona	W	38-35
F1	*New Mexico	W	78-53
F2	*New Mexico	W	75-42
F8	Los Angeles Deaf School	W	65-28
F9	Los Angeles Deaf School	W	92-62
F11	*Northern Arizona	W	46-38
F12	*Northern Arizona	W	51-36
F16	*at UTEP	W	48-42
F18	Chihuahua University	W	78-41
F22	*at New Mexico State	W	82-33
F23	at Williams Air Base	W	59-45
M1	*Texas Tech (2)	W	61-31
M2	*West Texas State (2)	W	44-37
M16	Kentucky (3)	L	53-77

* Border Conference game (14-3, 1st)
 (1) at El Paso, Texas
 (2) at Border Conf. Tour., Albuquerque, N.M.
 (3) at National Invitation Tournament, New York, N.Y.

1946-47
Won 21, Lost 3
Coach: Fred A. Enke
Border Conference Champions

D9	Mesa Jaycees	W	70-46
D12	*West Texas State	W	54-43
D13	*Texas Tech	W	69-47
D20	Webbco	W	65-49
D21	San Diego State	W	73

YEAR-BY-YEAR RESULTS



M13	Baylor (3)	L	54-64
* Border Conference game (12-4, 1st)			
(1) at Madison Square Garden, New York, N.Y.			
(2) at Convention Hall, Philadelphia, Pa.			
(3) at NCAA District 6 Playoff, Dallas, Texas			

1948-49 Won 17, Lost 11 Coach: Fred A. Enke Border Conference Champions

D10	Loyola Marymount	W	52-51
D14	San Diego State	W	60-41
D18	at Washington U., St. Louis	L	43-55
D20	at West Virginia	L	58-61
D21	at Duquesne	L	51-57
D23	at Louisville	L	50-69
D28	North Carolina (1)	L	49-60
J6	*at Hardin-Simmons	W	50-43
J12	*New Mexico	W	57-53
J15	*New Mexico State	W	71-36
J22	*at Northern Arizona	W	60-39
J24	*at Arizona State	W	45-44
J28	at St. Mary's, Calif. (2)	L	50-58
J29	at San Francisco (2)	L	49-56
F2	*Texas Tech	W	49-25
F3	*West Texas State	W	61-59
F7	Pittsburgh	W	52-47
F10	*at West Texas State	L	46-52
F11	*at Texas Tech	L	58-60
F12	*at Hardin-Simmons	W	43-40
F17	*UTEP	W	63-48
F19	*Arizona State	W	63-60
F25	*Northern Arizona	W	55-38
F28	*at UTEP (ot)	L	69-70
M1	*at New Mexico State	W	57-50
M2	*at New Mexico	W	66-57
M9	Baylor (3)	W	55-47
M10	Arkansas (3)	L	44-65

* Border Conference game, (13-3, 1st)
(1) at Camella Bowl Tourn., Lafayette, La.
(2) at Cow Palace, San Francisco, Calif.
(3) at NCAA District 6 Playoff, Dallas, Texas

1949-50 Won 26, Lost 5 Coach: Fred A. Enke Sun Bowl Tournament Champions Border Conference Champions National Invitation Tournament Participants

D2	San Diego NAS	W	54-41
D3	San Diego NAS	W	88-50
D9	Culver-Stockton (1)	W	74-45
D13	Cal.Poly-SLO	W	63-53
D16	Texas A&M (2)	W	56-50
D17	Texas (2)	L	50-58
D27	Texas A&M	W	59-46
D30	New Mexico (3)	W	65-52
D31	UTEP (3)	W	55-47
J7	*at Northern Arizona	W	69-44
J11	*UTEP	W	80-58
J14	*New Mexico State	W	71-54
J16	*at Arizona State	W	81-61
J20	*West Texas State	W	67-59
J27	at St. Mary's, Calif. (4)	W	67-57
J28	at Loyola Marymount	L	54-61
J30	Santa Clara (5)	W	80-64
F1	Santa Clara	W	63-45
F4	*Arizona State	W	73-51
F9	*at New Mexico	W	57-53
F10	*at New Mexico State	W	67-58
F11	*at UTEP	W	72-49
F15	*Texas Tech	W	60-54
F18	*Northern Arizona	W	64-58
F20	Beloit	W	71-61
F22	*New Mexico	W	71-62
F27	*at Hardin-Simmons	L	53-57
F28	*at Texas Tech	W	72-65
M1	*at West Texas State	L	42-61
M6	*Hardin-Simmons	W	63-41
M11	LaSalle (6)	L	66-72

* Border Conference game (14-2, 1st)
(1) at Douglas, Ariz.
(2) at San Antonio, Texas
(3) at Sun Bowl Tourn., El Paso, Texas
(4) at Cow Palace, San Francisco, Calif.
(5) at Phoenix, Ariz.
(6) at National Invitation Tournament, New York, N.Y.

1950-51 Won 24, Lost 6 Coach: Fred A. Enke Border Conference Champions National Invitation Tournament Participants NCAA Tournament Participants

D1	San Diego NAS	W	83-53
D2	San Diego NAS	W	90-38
D11	Whittier	W	79-59
D16	San Diego State	W	68-38
D20	*UTEP	W	63-52
D22	Southern Mississippi	W	90-56
D26	at Canisius	L	52-55
D28	C.C.N.Y. (1)	W	41-38
D30	at West Virginia	W	68-67
J1	at Duquesne	L	63-65
J6	*Northern Arizona	W	83-44
J11	*at West Texas State	W	59-53
J12	*at Texas Tech	W	57-56
J13	*at Hardin-Simmons	W	67-55
J20	*at Northern Arizona	W	69-39

J26	UCLA (2)	L	63-69
J27	at San Jose State	W	62-55
J29	Long Island	W	62-61
F2	*West Texas State	W	74-48
F9	*Hardin-Simmons	W	69-53
F5	*Arizona State	W	67-66
F12	*at New Mexico	W	77-54
F13	*at New Mexico State	L	66-67
F14	*at UTEP	W	79-54
F19	*New Mexico State	W	75-46
F24	*New Mexico	W	63-58
F26	*Texas Tech	W	78-68
M5	*at Arizona State	W	71-59
M13	Dayton (3)	L	68-74
M21	Kansas State (4)	L	59-61

* Border Conference game (15-1, 1st)
(1) at Madison Square Garden, New York, N.Y.
(2) at Cow Palace, San Francisco, Calif.
(3) at National Invitation Tournament, New York, N.Y.
(4) at NCAA Tournament, Kansas City, Mo.

1951-52 Won 11, Lost 16 Coach: Fred A. Enke

N26	San Diego Marines (Ex.)	W	69-54
N27	Camp Pendleton (Ex.)	W	55-46
D1	at Brigham Young	L	62-68
D8	Kansas State+	L	57-76
D12	Loyola	W	68-60
D15	San Diego NTC (Ex.)	W	84-62
D18	Wichita State	W	73-61
D20	St. Mary's, Calif.	L	64-71
D27	at New York University (1)	L	76-103
D29	at Canisius	L	78-89
D31	Minnesota (2)	L	61-73
J3	at Bradley	L	59-98
J5	at Kansas State	L	52-78
J12	*Northern Arizona	W	70-57
J14	*Hardin-Simmons	W	65-43
J17	*Texas Tech	W	77-68
J28	*at Northern Arizona	W	57-55
F1	*at New Mexico State	L	50-59
F2	*at UTEP	L	64-70
F7	*West Texas State	L	57-59
F11	*Arizona State	W	77-69
F14	*at West Texas State	L	73-79
F15	*at Texas Tech	L	57-84
F16	*at Hardin-Simmons	L	63-66
F20	*UTEP	W	83-58
F25	*New Mexico State	L	55-65
F28	*at Arizona State	L	59-87

* Border Conference game (6-8, T3rd)

(1) at Madison Square Garden, New York, N.Y.

(2) at Milwaukee, Wis.

+ 81-game homecourt win streak ended

1952-53 Won 13, Lost 11 Coach: Fred A. Enke Border Conference Co-Champions

D2	Camp Pendleton (Ex.)	63-65
D5	San Diego Marines (Ex.)	86-77
D8	San Diego NTC (Ex.)	54-78
D13	Centenary	L 57-59
D16	San Diego State	W 68-64
D17	LaSalle	L 68-87
D27	Arkansas (1)	L 51-68
D29	Texas A&M (1)	W 66-49
D30	TCU (1)	L 48-63
J2	Mississippi (2)	L 70-75
J3	at Memphis State (2)	L 56-75
J9	*at UTEP	W 63-54
J10	*at New Mexico State	W 51-46
J14	*UTEP	W 66-54
J17	*New Mexico State	W 52-50
J26	*at Northern Arizona	W 90-70
J31	*at Arizona State	L 73-75
F2	Bradley	L 62-65
F4	*Hardin-Simmons	W 72-67
F10	*Northern Arizona	W 69-54
F12	*Arizona State	W 65-60
F16	*at Hardin-Simmons	L 61-77
F17	*at Texas Tech	L 80-100
F18	*at West Texas State	W 61-51
F23	*Texas Tech	W 79-63
M2	*West Texas State	W 65-51
M6	Hardin-Simmons (3) (ot)	L 61-67

* Border Conference game (11-3, T1st)

(1) at Southwest Conference Holiday Tourn., Dallas, Texas

(2) at Memphis Invitational, Memphis, Tenn.

(3) at Border Conference Tourn., Abilene, Texas

1953-54 Won 14, Lost 10 Coach: Fred A. Enke

D4	Northern Arizona	W	70-60
D11	at UCLA	L	45-90
D12	at UCLA	L	48-84
D15	Centenary	W	79-64
D18	San Jose State	W	81-77
D21	Utah	L	57-65
D26	USC	W	57-55
D28	at Bradley	L	55-79
D29	at Beloit	L	65-89
D31	at Canisius	W	79-58
J2	at Niagara	L	46-79
J8	*Texas Tech	L	62-78
J11	*at UTEP	L	57-75

J12	*at New Mexico State	W	67-65
J22	*Arizona State	W	79-65
F1	Bradley	W	87-74
F6	*New Mexico State	W	71-63
F8	*at Arizona State	W	82-75
F12	*West Texas State	W	61-52
F13	*Hardin-Simmons	W	59-55
F20	*at West Texas State	L	79-79
F22	*at Texas Tech	L	68-97
F23	*at Hardin-Simmons	W	78-72
M1	*UTEP	W	56-52

* Border Conference game (8-4, 3rd)

1954-55 Won 8, Lost 17 Coach: Fred A. Enke

D2	Northern Arizona	W	68-58
D6	Kansas State	W	86-81
D10	at Utah	L	44-77
D11	at Utah	L	68-83
D17	Colorado State	L	62-67
D18	Colorado State	W	81-59
D21	at Stanford	L	56-66
D28	Tulsa (1)	L	49-71
D29	at Wichita State (1)	L	64-87
D30	vs. Southern Mississippi (1)	W	79-72
J1	at New Mexico	L	65-71
J14	*Hardin-Simmons	W	77-68
J15	*West Texas State	W	73-72
J24	at Northern Arizona	L	72-79
J29	*at Arizona State	L	74-92
F2	Bradley	W	88-77
F4	*at West Texas State	L	66-82
F5	*at Texas Tech	L	70-82
F6	*at Hardin-Simmons	L	58-71
F12	*New Mexico State	W	60-49
F14	*UTEP	L	58-60
F18	*Texas Tech	L	63-68
F23	*UTEP	L	45-70
F24	*at New Mexico State	L	62-83
M2	*Arizona State (ot)	L	103-104

* Border Conference game (3-9, 6th)

(1) at Wichita Classic, Wichita, Kan.

1955-56 Won 11, Lost 15 Coach: Fred A. Enke

D2	San Diego State	W	80-74
D3	Northern Arizona	W	96-67
D9	at Utah	L	45-119
D10	at Utah	L	63-93
D14	Hamline	W	71-63
D16	San Jose State	L	63-68
D19	California	L	74-84
D21	Memphis State (ot)	L	92-98
D27	at Louisville (1)	L	83-103
D28	Ohio University (1)	L	76-91
D29	Bowling Green (1)	L	75-92
J2	at Murray State	L	73-93
J6	*at New Mexico State	L	35-68
J7	*at UTEP	W	60-54
J11	*Texas Tech	L	78-85
J13	*West Texas State	W	69-64
J18	*Arizona State	W	89-76
J30	at Northern Arizona	W	77-74
F1	UC-Santa Barbara	W	68-53
F4	*at Texas Tech	L	67-105
F6	*at West Texas State	W	78-76
F7	*at Hardin-Simmons	L	63-71
F11	*New Mexico State	W	75-71
F13	*UTEP (ot)	L	84-85
F18	*Hardin-Simmons	W	83-73
F25	*at Arizona State	L	88-96

* Border Conference game (6-6, 5th)

(1) at Kentucky Invitational, Louisville, Ky.

1956-57 Won 13, Lost 13 Coach: Fred A. Enke

D1	Northern Arizona	W	79-57
D3	Hamline	W	79-74
D7	at Utah	L	55-66
D8	at Utah	L	65-89
D13	New Mexico	W	74-55
D17	Murray State	W	81-70
D19	Colorado State	W	73-63
D22	California	L	49-70
D28	at Tennessee	L	66-70
D29	at Vanderbilt	L	76-107
J1	at Memphis State	L	76-93
J3	at Oklahoma City	L	55-80
J7	Texas Tech	W	79-63
J11	*at New Mexico State	L	73-77
J12	*at UTEP	L	69-93
J26	UC-Santa Barbara	W	72-67
J28	at Northern Arizona (ot)	W	103-93
F2	*New Mexico State	W	69-47
F4	*UTEP	W	73-52
F8	*West Texas State	W	77-67
F12	*Hardin-Simmons	L	69-80
F16	*at Arizona State	W	96-90
F23	*at Hardin-Simmons	L	69-80
F25	at Texas Tech	L	84-100
F26	*at West Texas State	L	67-71
M4	*Arizona State	W	77-70

* Border Conference game (5-5, 3rd)

1957-58

Won 10, Lost 15 Coach: Fred A. Enke

D2	Northern Arizona	W	64-59
D7	at Iowa	L	63-80
D9	at Bradley	L	52-91
D11	at Washington U., St. Louis	L	52-61
D13	Pacific	W	82-74
D17	Cal Poly-SLO	W	66-65
D20	Loyola Marymount	W	77-67
D21	USC	W	78-72
D27	at San Jose State	L	63-77
D28	Santa Clara (1)	L	55-66
D30	Michigan	L	76-88
J4	*at UTEP	W	71-67
J6	*at New Mexico State	L	51-71
J11	at San Diego State	L	76-83
J18	*Hardin-Simmons	L	73-75
J25	*West Texas State	L	62-72
J27	at Northern Arizona	L	70-85
F1	*New Mexico State	W	68-66
F3	*UTEP	W	60-59
F5	Bradley	L	58-71
F8	*at West Texas State	L	49-80
F10	*at Hardin-Simmons	W	69-52
F15	San Diego Marines (Ex.)	W	74-83
F22	*Arizona State	L	66-70
F26	Cal State-Los Angeles	W	84-68
M3	*at Arizona State	L	76-78

* Border Conference game (4-6, T4th)

(1) at San Jose, Calif.

1958-59 Won 4, Lost 22 Coach: Fred A. Enke

D2	Western New Mexico	W	71-61
D6	Northern Arizona	L	66-72
D12	Cal State-Los Angeles	L	77-81
D13	UC-Santa Barbara	W	74-69
D19	at Utah State	L	57-83
D20	at Idaho State	L	58-86
D22	at Idaho State	L	51-71
D26	at Stanford	L	59-74
D27	at California	L	46-90
D29	at Pacific	L	61-70
J2	San Jose State	L	62-64
J3	Santa Clara	L	38-79
J10	*at West Texas State	L	76-90
J12	*at Hardin-Simmons	L	50-68
J24	*at Arizona State	L	72-88
J26	at Northern Arizona	L	69-97
J31	*UTEP	L	66-76
F2	*New Mexico State	L	58-66
F7	*Arizona State	L	62-85
F9	at Cal State-Los Angeles	L	72-86
F14	*Hardin-S		

J9	*New Mexico State	L	64-89
J12	at UCLA	L	68-90
J25	at Northern Arizona	W	67-49
J26	*at West Texas State	W	81-77
J30	*at Hardin-Simmons	L	80-84
F4	*at Arizona State	L	78-94
F11	*West Texas State	W	66-63
F13	*Hardin-Simmons	W	83-68
F18	*at UTEP	W	74-65
F20	*at New Mexico State	L	68-73
F25	*Arizona State	L	75-94
M3	at UC-Santa Barbara	L	60-76
M4	at Cal State-Los Angeles	L	76-107

* Border Conference game (5-5, 3rd)

1961-62
Won 12, Lost 14
Coach: Bruce Larson

D1	Utah	L	62-71
D2	Utah State	L	54-67
D5	Northern Arizona	W	70-52
D8	at Colorado	L	51-72
D9	at Colorado	L	57-60
D15	Pittsburgh (I)	L	58-83
D16	Duke (I)	L	47-78
D18	at Kansas State	L	43-59
D22	Northern Colorado	W	77-50
D23	New Mexico	W	85-63
D29	Brigham Young	W	60-58
D30	Denver	W	71-57
J4	Hardin-Simmons	W	101-62
J6	West Texas State	W	76-68
J11	at New Mexico State	L	55-68
J13	at UTEP (ot)	L	56-57
J20	Arizona State	L	67-73
J31	Cal State-Los Angeles	W	80-60
F3	New Mexico State	W	68-67
F5	UTEP	W	57-52
F10	at Hardin-Simmons	W	86-74
F12	at West Texas State	L	72-87
F17	at Northern Arizona	W	68-59
F23	Air Force Academy	L	63-70
F24	at Western New Mexico	L	71-74
F27	at Arizona State	L	53-67

(I) at Steel Bowl Tourn., Pittsburgh, Pa.

1962-63
Won 13, Lost 13
Coach: Bruce Larson

D1	Fresno State	W	75-67
D3	at Wisconsin	W	51-46
D8	Northern Arizona	W	62-60
D14	at Colorado State	L	65-75
D15	at Air Force Academy	L	46-57
D19	Idaho State	W	57-51
D22	Colorado	W	60-52
D26	Iowa (I)	L	56-57
D27	Washington State (I)	W	67-57
D29	Seattle (I)	L	59-75
J2	Hamline	W	82-47
J4	at UTEP	L	55-76
J5	at New Mexico State (ot)	W	63-59
J11	*Utah (ot)	L	50-52
J12	*Brigham Young	L	75-80
J17	*at Wyoming	L	72-84
J18	*at New Mexico	L	48-59
J30	at Northern Arizona	W	71-63
F2	New Mexico State	W	63-40
F4	UTEP	L	50-65
F9	*at Arizona State	L	54-73
F15	*at Brigham Young	L	72-77
F16	*at Utah	W	74-70
F22	*New Mexico	W	49-46
F23	*Wyoming	W	84-63
F24	*Arizona State	L	53-58

* Western Athletic Conference game (3-7, T5th)
(I) at Far West Classic, Portland, Ore.

1963-64
Won 15, Lost 11
Coach: Bruce Larson
Evansville Tournament Champions

D4	Evansville	L	58-61
D6	at Colorado	L	60-75
D7	at Colorado State	L	45-57
D10	Denver	W	74-64
D13	San Jose State	W	63-44
D14	Northern Arizona	W	96-57
D18	California	W	64-58
D21	at Utah State	L	60-64
D27	Maryland (I)	W	57-54
D28	Evansville (I)	W	78-61
D30	at Bradley	L	59-67
J6	Seattle	W	59-53
J10	Colorado State	W	57-55
J11	New Mexico State	W	72-40
J16	*at New Mexico	L	50-59
J18	*at Wyoming	L	69-71
J30	at Northern Arizona	W	83-71
F1	USC	W	71-63
F8	*Arizona State	L	66-67
F14	*Utah	W	85-72
F15	*Brigham Young	W	80-67
F21	*Wyoming	W	81-69
F22	*New Mexico	W	54-46
F28	*at Utah	L	73-86
F29	*at Brigham Young	L	71-84
M4	*at Arizona State	L	69-72

* Western Athletic Conference game (4-6, 4th)

(I) at Evansville Tournament, Evansville, Ind.

1964-65
Won 17, Lost 9
Coach: Bruce Larson

D1	at Seattle	W	76-71
D4	Pepperdine	W	78-49
D7	Texas Tech	W	77-75
D11	at California	L	55-57
D12	at San Jose State	L	59-66
D19	Cal State-Hayward	W	86-44
D23	UTEP	W	77-40
D28	UCLA (I)	L	79-99
D29	Washington (I)	W	77-63
D30	USC (I)	W	57-55
J7	*at Wyoming (ot)	W	62-60
J9	*at New Mexico	L	42-64
J11	Northern Arizona	W	81-50
J15	*Brigham Young	W	75-73
J16	*Utah	W	57-48
J27	at Northern Arizona	W	89-63
J28	San Francisco	W	71-56
J30	Memphis State	W	99-64
F3	Bradley (3 ot)	W	85-83
F6	at UTEP	L	39-51
F13	*at Arizona State	L	69-76
F19	*Wyoming	W	78-77
F20	*New Mexico	L	66-70
F26	*at Brigham Young	L	88-100
F27	*at Utah	L	72-92
M3	*Arizona State	W	97-87

* Western Athletic Conference game (5-5, T2nd)
(I) at Los Angeles Classic, Los Angeles, Calif.

1965-66
Won 15, Lost 11
Coach: Bruce Larson

D1	at Northern Arizona	W	74-69
D4	at Memphis State	W	94-69
D6	at Texas Tech	L	72-77
D9	Pacific	W	71-61
D11	Northern Arizona	W	68-58
D15	Seattle	W	73-64
D20	Colorado (3 ot)	L	73-77
D22	San Jose State	W	56-47
D27	at Denver	L	70-72
D29	California (I)	W	62-58
D30	Seattle (I) (ot)	L	74-79
J7	*at Utah	L	78-87
J8	*at Brigham Young	L	74-87
J15	Southern Illinois	W	82-62
J22	*Arizona State	L	65-68
J28	Stanford	W	94-54
J31	at UCLA	L	67-84
F4	*New Mexico (2 ot)	W	83-77
F5	*Wyoming	W	76-70
F10	at UTEP (ot)	L	72-81
F12	Cal Poly-Pomona	W	79-70
F18	*Utah	W	71-68
F19	*Brigham Young	W	76-62
F26	*at Arizona State	W	91-80
M3	*at New Mexico	L	69-83
M5	*at Wyoming	L	66-104

* Western Athletic Conference game (5-5, 3rd)
(I) at Northwest Holiday Tournament, Seattle, Wash.

1966-67
Won 8, Lost 17
Coach: Bruce Larson

D2	at San Jose State	W	79-68
D3	at San Francisco	L	46-60
D7	Hardin-Simmons	W	80-65
D9	Texas Tech	W	64-49
D12	Weber State	W	62-57
D15	Northern Arizona	L	67-82
D17	at Colorado	L	74-91
D19	at Stanford	L	67-82
D23	Harvard	W	59-58
D27	Illinois (I)	L	77-93
D29	Arkansas (I)	L	61-65
D30	Wisconsin (I)	L	77-104
J7	*at Arizona State	L	67-73
J13	*Brigham Young	L	64-77
J14	*Utah	W	74-70
J19	Phillips Oilers (Ex.)	W	74-107
J30	at Northern Arizona	L	75-82
F2	*at Wyoming	L	73-75
F4	*at New Mexico	L	50-81
F9	UTEP	L	65-75
F11	New Mexico State	L	61-66
F13	Japanese Olympic Team (Ex.)	W	82-65
F17	*New Mexico	W	70-64
F18	*Wyoming	L	59-68
F25	*Arizona State	W	92-65
M3	*at Utah	L	72-88
M4	*at Brigham Young	L	58-70

* Western Athletic Conference game (3-7, 5th)
(I) at Los Angeles Classic, Los Angeles, Calif.

1967-68
Won 11, Lost 13
Coach: Bruce Larson

D1	San Jose State	W	94-59
D4	Weber State	W	73-67
D7	Northern Arizona	W	82-74
D9	at UTEP (ot)	L	66-67
D15	at Creighton	L	66-70
D16	at Southern Illinois	W	65-50
D18	Colorado	W	76-67

D22	Houston	L	76-81
D23	North Texas State	L	62-65
D27	St. Francis, Pa. (I)	L	71-85
D28	Villanova (I)	L	59-75
J6	*Arizona State	W	74-69
J12	*at Brigham Young	L	62-72
J13	*at Utah	L	77-83
J19	Air Force	W	75-68
J30	Northern Arizona	W	75-68
F2	*Wyoming	L	85-90
F3	*New Mexico	W	69-68
F9	at New Mexico State	L	75-93
F17	*at Arizona State	L	61-78
F22	*at New Mexico	L	74-102
F24	*at Wyoming	L	69-79
M1	*Utah	W	89-79
M2	*Brigham Young	W	96-85

* Western Athletic Conference game (4-6, T4th)
(I) at Quaker City Tournament, Philadelphia, Pa.

1968-69
Won 17, Lost 10
Coach: Bruce Larson

D3	Northern Arizona	W	86-69
D5	at Houston	L	64-85
D7	at Texas Tech (ot)	W	85-80
D11	New Mexico State	L	72-78
D14	at Northern Arizona	L	73-76
D17	Evansville	W	102-88
D19	at Colorado	L	69-70
D23	Nebraska	W	68-63
D26	Purdue (I)	L	72-98
D28	Stanford (I)	W	75-64
D30	West Virginia (I)	W	77-60
J3	Idaho State	W	92-48
J4	Seattle	W	75-66
J7	Eastern Michigan	W	89-72
J11	*at Arizona State	W	81-80
J16	Creighton	W	72-63
J23	*Brigham Young	W	76-70
J25	*Utah	W	90-64
J31	Loyola Marymount	W	93-65
F1	UTEP	W	75-66
F6	*at Wyoming	L	72-73
F8	*at New Mexico	L	74-79
F13	*at Utah	L	75-105
F15	*at Brigham Young	L	66-75
F20	*New Mexico	W	77-75
F22	*Wyoming (ot)	L	67-68
M1	*Arizona State	W	90-73

* Western Athletic Conference game (5-5, 3rd)
(I) at Rainbow Classic, Honolulu, Hawaii

1969-70
Won 12, Lost 14
Coach: Bruce Larson

D1	at UCLA	L	65-90
D4	Weber State	W	72-68
D8	Baylor	W	81-76
D12	Iowa State	W	78-65
D15	Texas Tech	L	80-85
D18	at North Texas State	L	83-98
D20	at Nebraska	L	69-79
D26	Jacksonville (I)	L	72-104
D27	Fordham (I)	L	74-82
J2	at New Mexico State	L	76-95
J5	Florida State	L	78-87
J8	*Brigham Young	W	90-77
J10	*Utah	L	74-79
J15	*at UTEP	L	59-73
J17	*at New Mexico	W	78-72
J24	Northern Arizona	W	94-76
J29	*Colorado State	W	75-69
J31	*Wyoming	W	81-70
F7	*Arizona State	W	97-75
F12	*at Utah	L	75-92
F14	*at Brigham Young	L	78-93
F19	*New Mexico	W	80-78
F21	*UTEP	W	86-72
F26	*at Wyoming	L	74-93
F28	*at Colorado State	L	80-94
M4	*at Arizona State	W	90-89

* Western Athletic Conference game (8-6, 4th)
(I) at Evansville Tournament, Evansville, Ind.

1970-71
Won 10, Lost 16
Coach: Bruce Larson
Poinsettia Classic Champions

D1	at Seattle	W	78-74
D4	California	L	79-87
D5	Butler	W	108-92
D9	at New Mexico State	L	74-76
D11	at Baylor	L	91-101
D12	at Texas Tech	L	67-79
D18	San Jose State	W	100-77
D22	at Northern Arizona	W	85-70
D28	Texas A&M (I)	W	90-76
D29	Mississippi State (I)	W	77-75
D31	at Florida State	L	85-95
J4	DePauw	W	105-68
J7	*at Colorado State	L	65-90
J9	*at Wyoming	L	65-91
J16	*at Arizona State	L	83-112
J28	*Utah	L	86-99
J30	*Brigham Young	W	81-76
F4	*at New Mexico	L	77-81
F6	*at UTEP	L	66-80
F12	*Wyoming	W	98-81

F13	*Colorado State	L	71-74
F20	*Arizona State	L	83-95
F26	*at Brigham Young	L	83-95
F27	*at Utah	L	91-102
M5	*UTEP	W	82-77
M6	*New Mexico	L	83-93

* Western Athletic Conference game (3-11, 8th)
(I) at Poinsettia Classic, Greenville, S.C.

1971-72
Won 6, Lost 20
Coach: Bruce Larson

D2	at Iowa State	L	54-71
D4	at California	L	76-79
D6	UC-Riverside##	W	73-72
D9	San Diego State##	L	67-69
D13	at New Mexico State	L	73-89
D17	Cal. State-Los Angeles##	L	81-86
D20	South Alabama#	L	66-76
D22	San Francisco##	L	62-70
D27	UC-Santa Barbara##	L	63-97
D29	Ohio State (I)	L	47-90
D30	Texas (I)	L	69-86
J7	*at Utah	W	78-76
J8	*at Brigham Young	L	67-88
J14	*Colorado State	W	78-74
J15	*Wyoming	W	75-66
J22	Northern Arizona##	W	70-65
J28	*at UTEP	L	50-68
J29	*at New Mexico	L	55-61
F5	*Arizona State	L	78-91
F11	*Brigham Young	L	78-89
F12	*Utah	L	73-82
F18	*at Wyoming	L	55-71
F19	*at Colorado State	L	67-87
F24	*New Mexico	W	53-51
F26	*UTEP	L	48-63
M4	*at Arizona State	L	75-83

* Western Athletic Conference game (4-

YEAR-BY-YEAR RESULTS



1974-75 Won 22, Lost 7

Coach: Fred Snowden
Fiesta Bowl Classic Champions
National Commissioners' Invitational Tournament Participants

N29	Northern Illinois	W	103-85
D4	UC-Davis	W	84-58
D7	at San Diego State	W	81-79
D10	Nevada-Las Vegas	W	85-80
D13	Illinois (1)	W	78-66
D14	Kansas State (2)	W	67-65
D21	Colorado	W	94-63
D27	California (3)	L	82-84
D28	Columbia (3)	W	94-73
D30	Stanford	W	80-67
J4	at Texas Tech (ot)	W	62-61
J6	Northern Arizona	W	78-77
J10	*at Utah (ot)	L	74-75
J11	*at Brigham Young	W	83-66
J17	*New Mexico	W	67-49
J18	*UTEP	W	69-57
J24	*at Wyoming	L	61-65
J25	*at Colorado State	W	85-82
F1	*Arizona State	L	81-83
F14	*Brigham Young	W	97-81
F15	*Utah	W	93-89
F21	*at UTEP	L	61-68
F22	*at New Mexico	W	58-56
F28	*Colorado State	W	107-97
M1	*Wyoming	W	92-74
M8	*at Arizona State	L	92-107
M13	East Carolina (4)	W	94-78
M15	Purdue (4)	W	102-96
M16	Drake (4)	L	76-83

* Western Athletic Conference game (9-5, 3rd)
(1) at Fiesta Bowl Classic, Tucson, Ariz.
(2) at Fiesta Bowl Classic, Tempe, Ariz.
(3) at Old Dominion Classic, Norfolk, Va.
(4) at National Commissioners' Invitational Tournament, Louisville, Ky.

1975-76 Won 24, Lost 9

Coach: Fred Snowden
Western Athletic Conference Champions
NCAA Tournament Participants

N28	Oregon State	W	96-67
D1	Midwestern	W	119-80
D3	Idaho	W	88-62
D6	Northern Arizona	W	98-81
D8	at Kansas State	L	61-71
D10	at Nevada-Las Vegas	L	94-98
D12	Idaho St. (1)	L	82-87
D13	SMU (2)	W	83-81
D20	at Illinois	L	60-66
D22	Old Dominion	W	88-74
D27	Cincinnati (3)	W	71-64
D29	Iowa (3)	L	80-82
D30	Hawaii (3)	W	84-74
J6	Cal State-Fullerton	W	85-70
J10	Detroit	W	106-76
J16	*Brigham Young	W	79-78
J17	*Utah	W	87-77
J23	*at UTEP	L	42-61
J24	*at New Mexico	W	80-79
J27	Portland State	W	114-94
J30	*Colorado State	W	94-76
J31	*Wyoming	W	64-57
F7	*at Arizona State	L	63-67
F13	*at Utah	W	89-76
F14	*at Brigham Young (ot)	L	74-79
F20	*New Mexico (ot)	W	67-65
F21	*UTEP	W	64-45
F27	*at Wyoming	W	74-66
F28	*at Colorado State	W	78-72
M6	*Arizona State	W	77-72
M13	Georgetown (4)	W	83-76
M18	Nevada-Las Vegas (5) (ot)	W	114-109
M20	UCLA (5)	L	66-82

* Western Athletic Conference game (11-3, 1st)
(1) at Fiesta Bowl Classic, Tempe, Ariz.
(2) at Fiesta Bowl Classic, Tucson, Ariz.
(3) at Rainbow Classic, Honolulu, Hawaii
(4) at NCAA Tournament, Tempe, Ariz.
(5) at NCAA West Regional, Los Angeles, Calif.

1976-77 Won 21, Lost 6

Coach: Fred Snowden
NCAA Tournament Participants

N23	Yugoslavia (Ex.)	W	85-71
N26	Arizona State (ot)	W	92-91
N29	Cal. State-Fullerton	W	91-80
D2	at Oregon State	W	81-73
D4	Idaho	W	95-40
D8	Adams State	W	115-55
D10	Northwestern	W	78-64
D11	Pacific	W	78-60
D18	at Detroit	L	68-70
D22	at Purdue	W	85-76
D27	Stanford	W	90-82
D30	SMU	W	117-85
J6	San Diego State	W	80-77
J13	*at New Mexico	W	89-87
J15	*at UTEP	L	59-60
J20	*Utah	W	102-98
J22	*Brigham Young	W	113-85
J28	*at Wyoming	L	68-69

J29	*at Colorado State	W	77-72
F5	*Arizona State	W	99-83
F11	*UTEP	W	67-60
F12	*New Mexico	W	88-84
F17	*at Brigham Young	W	64-62
F19	*at Utah	L	61-76
F24	*Colorado State	W	91-86
F26	*Wyoming	W	88-63
M5	*at Arizona State (ot)	L	89-95
	Moscow Red Army (Ex.)		80-96
M12	Southern Illinois (1)	L	77-81
	* Western Athletic Conference game (10-4, 2nd)		
	(1) at NCAA Tournament, Omaha, Neb.		

1977-78 Won 15, Lost 11

Coach: Fred Snowden

N26	at Arizona State	W	72-70
N28	at Illinois	L	107-113
D2	at San Diego State	W	80-79
D5	Northern Arizona	W	76-65
D9	Houston	W	81-80
D10	Purdue	L	78-80
D17	Harvard	W	83-60
D20	Eastern Michigan	W	92-78
D23	Pepperdine	W	110-65
D29	at UCLA	L	63-85
J6	Grand Canyon	W	78-66
J8	Athletes in Action (Ex.)	W	83-82
J13	*UTEP	W	74-60
J14	*New Mexico	L	81-93
J19	*at Brigham Young	L	86-87
J21	*at Utah	L	92-101
J24	Nevada-Las Vegas	W	114-89
J27	*Colorado State	W	75-63
J28	*Wyoming	W	99-75
F4	*at Arizona State (ot)	L	64-69
F9	*at New Mexico	L	85-103
F11	*at UTEP	W	68-64
F16	*Utah	L	73-83
F18	*Brigham Young	W	104-90
F24	*at Wyoming	L	73-78
F25	*at Colorado State	L	88-95
M4	*Arizona State	W	88-75

* Western Athletic Conference game (6-8, T4th)

1978-79 Won 16, Lost 11

Coach: Fred Snowden

N24	Arizona State	L	82-84
N27	at Northwestern (ot)	W	83-80
D2	Windsor (Ex.)	L	100-70
D8	*at Washington State	L	68-74
D9	*at Washington	L	66-75
D13	Grand Canyon	W	90-78
D16	Idaho	W	69-58
D19	at Nevada-Las Vegas	L	79-117
D22	New Mexico	W	107-88
D23	Southwestern Louisiana	W	76-73
D30	Northern Arizona	W	67-63
J4	*Stanford	W	74-64
J6	*California	W	69-64
J12	*at Oregon	L	60-63
J13	*at Oregon State	L	80-116
J18	*UCLA	W	70-69
J22	*USC	W	74-72
J27	*at Arizona State	L	68-76
F2	*at California	W	83-75
F3	*at Stanford	W	63-62
F8	*Oregon State	L	79-93
F10	*Oregon (ot)	W	69-67
F15	*at USC	L	67-70
F17	*at UCLA	L	86-110
F24	*Arizona State	W	85-80
F26	at New Mexico	L	98-129
M1	*Washington	W	71-68
M3	*Washington State	W	78-72

* Pacific-10 Conference game (10-8, T4th)

1979-80 Won 12, Lost 15

Coach: Fred Snowden

N23	Athletes in Action (Ex.)	L	62-68
N30	at Houston	L	72-74
D3	San Jose State	W	72-70
D4	Midwestern (2ot)	W	93-85
D8	Grand Canyon	W	69-60
D15	Idaho State	W	89-83
D17	Fresno State	W	65-61
D20	*Washington	W	67-65
D22	*Washington State	L	57-59
D27	at Arizona State	L	78-85
D29	Lamar	W	61-57
D31	Kansas	L	60-78
J3	*at California	W	89-81
J5	*at Stanford	L	80-99
J10	*Oregon State	L	72-77
J12	*Oregon	L	73-90
J19	*at USC	W	86-83
J21	*at UCLA	L	59-69
J26	*Arizona State	L	72-97
J31	*Stanford (ot)	W	95-88
F2	*California	W	65-62
F7	*at Oregon	L	62-76
F9	*at Oregon State	L	63-73
F14	*USC	W	74-65
F16	*UCLA	L	78-90
F23	*at Arizona State	L	72-78
F28	*at Washington	L	72-76

M1	*at Washington State	L	71-74
	* Pacific-10 Conference game (6-12, 6th)		

1980-81 Won 13, Lost 14

Coach: Fred Snowden

N28	Cal. State-Hayward	W	101-69
D1	Fresno State	L	65-77
D3	Athletes in Action (Ex.)	L	69-65
D6	Kansas State	L	53-55
D9	at Fresno State	L	60-70
D12	UC-Riverside	W	103-61
D20	Charleston, W.Va.	W	93-70
D26	UC-Santa Barbara (1)	W	87-58
D27	Lamar (1)	L	61-63
D30	Grand Canyon	W	74-60
J3	*Oregon	W	73-70
J5	*Oregon State	L	49-61
J8	*at Washington	W	84-77
J10	*at Washington State	L	71-80
J17	*UCLA	L	76-79
J19	*USC	L	63-67
J24	*at Arizona State	L	65-83
J30	*at Stanford	W	91-81
J31	*at California	W	73-71
F5	*Washington State	W	77-73
F7	*Washington (ot)	W	68-66
F12	*at UCLA	L	79-90
F14	*at USC	L	71-81
F21	*Arizona State	L	66-71
F26	*California	W	83-72
F28	*Stanford	W	73-69
M5	*at Oregon State	L	62-80
M7	*at Oregon	L	75-79

* Pacific-10 Conference game (8-10, T5th)
(1) at Copper State Classic, Tucson, Ariz.

1981-82 Won 9, Lost 18

Coach: Fred Snowden

N27	People's Republic of China (Ex.)	93-68	
D3	UNLV	L	49-69
D5	Providence	W	62-58
D7	at Kansas	L	57-86
D9	at Kansas State	L	55-63
D18	Illinois Wesleyan	W	82-57
D19	New Mexico	W	67-63
D23	U.S. International	W	71-63
D28	Montana State (1)	W	64-59
D29	Minnesota (1)	L	62-91
J2	*at Oregon	L	88-97
J4	*at Oregon State	L	55-68
J8	*Washington (ot)	L	57-60
J9	*Washington State	L	53-59
J15	*at USC	L	67-89
J16	*at UCLA	L	56-65
J23	*Arizona State	L	54-55
J30	*California	L	73-85
F1	*Stanford	W	61-54
F4	*at Washington State	W	58-56
F6	*at Washington	L	62-86
F12	*UCLA	L	73-88
F13	*USC (ot)	L	59-60
F20	*at Arizona State	L	56-82
F26	*at California	L	59-63
F27	*at Stanford	W	72-67
M5	*Oregon State	L	64-92
M6	*Oregon	W	96-78

* Pacific-10 Conference game (4-14, T8th)
(1) at Pillsbury Classic, Minneapolis, Minn.

1982-83 Won 4, Lost 24

Coach: Ben Lindsey

N26	at Houston (1)	L	63-104
N28	Tex.-San Antonio (1)	L	56-57
D1	Florida International	W	79-68
D4	at New Mexico	L	73-101
D6	at Nevada-Las Vegas	L	70-88
D8	at Tennessee	L	73-92
D11	Iowa State	L	66-80
D20	Northern Arizona	W	66-53
D23	San Diego State	W	46-44
D27	Illinois Wesleyan	L	64-67
J3	Athletes in Action (Ex.)	L	68-79
J6	*USC	L	67-74
J8	*UCLA	L	87-92
J13	*at Washington	L	61-74
J15	*at Washington State	L	64-86
J22	*at Oregon State	L	69-82
J29	*Oregon State	L	54-72
J31	*Oregon	L	84-86
F5	*at California	L	57-59
F7	*at Stanford	L	69-86
F10	*Washington State	L	65-75
F12	*Washington	L	72-80
F19	*Arizona State	L	70-77
F24	*at Oregon (ot)	L	57-63
F26	*at Oregon State	L	56-81
M3	*Stanford	W	74-73
M5	*California	L	59-84
M10	*at UCLA	L	58-111
M12	*at USC	L	70-72

* Pacific-10 Conference game (1-17, 10th)
(1) at Kettle Classic, Houston, Texas

1983-84 Won 11, Lost 17

Coach: Lute Olson

N19	Athletes in Action (Ex.)	W	72-87
N25	Northern Arizona	W	72-65
D1	Cal. State-Fullerton	L	66-67
D3	at Providence	L	69-72
D5	at Iowa State	L	63-75
D10	Pan American	L	60-65
D17	at San Diego State	L	80-90
D23	Tennessee	L	49-61
D27	Texas Tech (1) (ot)	W	51-49
D28	UTEP (1) (ot)	L	49-51
D30	Fort Hays State	W	81-64
J5	*at USC	L	61-71
J7	*UCLA	L	58-61
J12	*Washington	L	53-55
J14	*Washington State	L	49-51
J20	*Arizona State	W	71-49
J26	*at Oregon	L	55-69
F2	*California	W	56-50
F4	*Stanford	L	66-74
F11	*at Washington	L	51-56
F13	*at Oregon State	W	48-53
F17	*at Arizona State	W	65-64
F23	*Oregon (ot)	W	75-67
F25	*Oregon State	W	69-58
F27	*USC	W	55-49
M1	*at Stanford	W	87-76
M3	*at California	L	62-70
M8	*at UCLA	L	60-68
M10	*at Washington State	W	86-68

* Pacific-10 Conference game (8-10, T5th)
(1) at Sun Bowl Tournament, El Paso, Texas

1984-85 Won 21, Lost 10

Coach: Lute Olson
NCAA Tournament Participants

N23	Houston Baptist	W	63-56
N30	Tulsa	W	84-80
D1	San Jose State	W	79-44
D4	Loyola Marymount	W	82-75
D8	at Northern Arizona	W	82-61
D10	at Pan American	W	85-60
D15	San Francisco State		

D14	New Mexico	W	70-55
D21	at Utah	L	68-76
D27	Princeton (2)	W	54-41
D28	Boston College (2)	W	71-61
J2	Hawaii-Hilo	W	104-71
J4	*Arizona State	W	62-53
J9	*Stanford	W	77-69
J12	*California (2ot)	W	79-72
J16	*at USC	L	62-63
J18	at Miami, Fla. (ot)	W	81-74
J23	*Oregon State (ot)	W	63-62
J25	*Oregon	W	85-68
J30	*at Washington State (ot)	L	63-65
F1	*at Washington	W	70-57
F6	*at California	W	61-52
F8	*at Stanford	L	56-62
F13	*UCLA	W	85-60
F15	*USC	W	71-62
F20	*at Oregon	W	65-59
F22	*at Oregon State	W	55-53
F27	*Washington	W	77-56
M1	*Washington State	W	62-61
M3	*at UCLA	W	88-76
M9	*at Arizona State	L	63-70
M14	Auburn	L	63-73

* Pacific-10 Conference game (14-4, 1st)

(1) at Great Alaska Shootout, Anchorage, Alaska
 (2) at Valley Bank Fiesta Bowl Classic, Tucson, Ariz.
 (3) at NCAA Tournament, Long Beach, Calif.

1986-87
Won 18, Lost 12
Coach: Lute Olson
Valley Bank Fiesta Bowl Classic Champions
NCAA Tournament Participants

N21	at UNLV (1)	L	87-92
D4	at San Diego State	W	110-78
D6	Utah	L	67-68
D8	at Northern Arizona	W	76-69
D10	Hawaii-Pacific	W	105-85
D13	at Georgetown	L	74-82
D27	St. Bonaventure (2)	W	70-64
D29	Texas Tech (2)	W	53-40
J2	*at Oregon State	W	54-48
J3	*at Oregon (ot)	L	54-55
J8	*USC	W	78-44
J11	*UCLA	L	83-84
J15	*at Washington State	W	96-59
J17	*at Washington	W	73-72
J19	*Stanford	W	77-70
J22	*California (2ot)	L	81-82
J24	at Illinois	L	63-82
J29	*at Arizona State	W	82-67
J31	*Arizona State	W	66-54
F5	*Oregon	W	68-53
F7	Iowa	L	80-89
F12	*at UCLA	L	65-81
F14	*Oregon State	W	71-61
F17	*at USC	W	73-61
F19	*Washington State	W	84-58
F21	*Washington	W	81-70
F26	*at Stanford	L	73-75
M1	*at California	W	70-51
M6	Oregon (3)	L	63-72
M13	UTEP (4) (ot)	L	91-98

* Pacific-10 Conference game (13-5, 2nd)

(1) at Big Apple N.I.T., Las Vegas, Nev.
 (2) at Valley Bank Fiesta Bowl Classic, Tucson, Ariz.
 (3) at Pac-10 Conference Tourn., Los Angeles, Calif.
 (4) at NCAA Tournament, Tucson, Ariz.

1987-88
Won 35, Lost 3
Coach: Lute Olson
Great Alaska Shootout Champions
Valley Bank Fiesta Bowl Classic Champions
Pacific-10 Conference Champions
Pac-10 Conference Tournament Champions
NCAA Tournament Participants (Final Four)

N27	Duquesne (1)	W	133-78
N28	Michigan (1)	W	79-64
N30	Syracuse (1)	W	80-69
D4	Long Beach State	W	94-62
D6	Pepperdine	W	73-68
D8	Northern Arizona	W	77-59
D12	at Iowa	W	66-59
D16	Arkansas-Little Rock	W	77-53
D20	*at Washington	W	110-71
D22	*at Washington State	W	89-55
D29	Michigan State (2)	W	78-58
D30	Duke (2)	W	91-85
J2	at New Mexico	L	59-61
J7	*California	W	80-51
J9	*Stanford	W	90-65
J14	*at Oregon State	W	70-48
J16	*at Oregon	W	70-54
J21	*USC	W	92-48
J24	*UCLA	W	86-74
J28	*Arizona State	W	99-59
J30	Illinois	W	78-70
F4	*at Stanford	L	74-82
F7	*at California	W	74-62
F11	*Oregon	W	89-57
F14	*Oregon State	W	77-62
F18	*at USC	W	103-68
F20	*at UCLA (ot)	W	78-76
F27	*at Arizona State	W	101-73
M3	*Washington State	W	79-41
M5	*Washington	W	89-71

M11	California (3)	W	88-64
M12	Stanford (3)	W	97-83
M13	Oregon State (3)	W	93-67
M18	Cornell (4)	W	90-50
M20	Seton Hall (4)	W	84-55
M25	Iowa (5)	W	99-79
M27	North Carolina (5)	W	70-52
A2	Oklahoma (6)	L	78-86

* Pacific-10 Conference game (17-1, 1st)

(1) at Great Alaska Shootout, Anchorage, Alaska
 (2) at Valley Bank Fiesta Bowl Classic, Tucson, Ariz.
 (3) at Pac-10 Conference Tourn., Tucson, Ariz.
 (4) at NCAA Tournament, Los Angeles, Calif.
 (5) at NCAA West Regional, Seattle, Wash.
 (6) at NCAA Final Four, Kansas City, Mo.

1988-89
Won 29, Lost 4
Coach: Lute Olson
Valley Bank Fiesta Bowl Classic Champions
Pacific-10 Conference Champions
Pac-10 Conference Tournament Champions
NCAA Tournament Participants

N30	New Mexico	W	80-67
D2	North Carolina (1)	L	72-79
D3	Temple (1)	W	68-50
D10	UNLV	W	86-75
D18	*Washington State	W	76-59
D20	*Washington	W	116-61
D23	*at Oregon State	W	73-69
D28	Loyola-Chicago (2)	W	106-82
D30	Pittsburgh (2)	W	88-62
J5	*at Stanford	L	78-83
J7	*at California	W	64-55
J12	*Oregon State	W	85-64
J14	*Oregon	W	95-71
J19	*at USC	W	97-69
J21	Villanova	W	75-67
J26	*at Arizona State	W	96-71
J29	*Stanford	W	72-52
F2	*California	W	86-59
F5	*at Washington	W	85-68
F9	*at Oregon	W	78-57
F12	at Oklahoma	L	80-82
F16	*USC	W	93-70
F18	*UCLA	W	102-64
F23	*Arizona State	W	109-74
F26	Duke (3)	W	77-75
M2	*at Washington State	W	74-48
M4	*at UCLA	W	89-86
M10	Washington State (4)	W	62-54
M11	Oregon State (4)	W	98-87
M12	Stanford (4)	W	73-51
M16	Robert Morris (5)	W	94-60
M18	Clemson (5)	W	94-68
M23	UNLV (6)	L	67-68

* Pacific-10 Conference game (17-1, 1st)

(1) at Tournament of Champions, Charlotte, N.C.
 (2) at Valley Bank Fiesta Bowl Classic, Tucson, Ariz.
 (3) at Meadowlands Arena, East Rutherford, N.J.
 (4) at Pac-10 Conference Tourn., Inglewood, Calif.
 (5) at NCAA Tournament, Boise, Idaho
 (6) at NCAA West Regional, Denver, Colo.

1989
European Tour (All Exhibition Games)
Won 6, Lost 3
Coach: Lute Olson

My16	Villeurbane, France	W	105-96
My18	Limoges, France	L	86-89
My20	W. Ger. Natl. @ Limburg	W	91-89
My22	W. Ger. Natl. @ Sindelfingen	L	83-85
My24	Estudiantes @ Madrid	W	99-95
My27	CajaCanarias @ Santa Cruz de la Palma (Canary I.)	W	99-84
My29	CajaCanarias @ Santa Cruz de Tenerife (Canary I.)	W	99-73
My31	Cran Canaria, Las Palmas	W	99-74
Jn4	Spanish Natl. at Zaragoza	L	77-99

1989-90
Won 25, Lost 7
Coach: Lute Olson
Hall of Fame Tip-Off Classic Champions
Valley Bank Fiesta Bowl Classic Champions
Pacific-10 Conference Co-Champions
Pac-10 Conference Tournament Champions
NCAA Tournament Participants

N25	Michigan (1)	W	82-75
N30	*at Oregon	L	63-68
D2	*at Oregon State	L	61-84
D6	Northern Arizona	W	84-37
D19	Miami, Fla.	W	83-53
D28	Penn State (2)	W	74-55
D30	Purdue (2)	W	85-66
J2	*California (ot)	W	71-70
J4	*Washington	W	65-51
J6	*Washington State	W	81-61
J11	*at USC	W	90-75
J13	*at UCLA	L	67-73
J17	*at Arizona State	W	70-61
J20	Oklahoma	W	78-74
J25	*Stanford	W	68-61
J27	at Pittsburgh	L	92-100
F1	*at Washington State	W	86-62
F3	*at Washington	W	75-60
F8	*USC	W	95-70

F10	*UCLA	W	83-74
F15	*Arizona State	W	71-50
F18	at Nevada-Las Vegas	L	87-95
F21	*at California	W	93-68
F23	*at Stanford	W	80-61
F25	at Duke	L	76-78
M1	*Oregon	W	84-58
M3	*Oregon State	W	87-60
M9	USC (3)	W	80-57
M10	Stanford (3)	W	85-61
M11	UCLA (3)	W	94-78
M16	South Florida (4)	W	79-67
M18	Alabama (4)	L	55-77

* Pacific-10 Conference game (15-3, T 1st)

(1) at Hall of Fame Tip-Off Classic, Springfield, Mass.
 (2) at Valley Bank Fiesta Bowl Classic, Tucson, Ariz.
 (3) at Pac-10 Conference Tourn., Tempe, Ariz.
 (4) at NCAA Tournament, Long Beach, Calif.

1990-91
Won 28, Lost 7
Coach: Lute Olson
Dodge Preseason N.I.T. Champions
Valley Bank Fiesta Bowl Classic Champions
Pacific-10 Conference Champions
NCAA Tournament Participants

N14	Austin Peay (1)	W	122-80
N16	East Tennessee State (1)	W	88-79
N21	Notre Dame (2)	W	91-61
N23	Arkansas (2)	W	89-77
N26	Western Illinois	W	90-51
D1	Long Beach State	W	95-68
D5	at Northern Arizona	W	100-64
D8	at Louisiana State	L	82-92
D23	Providence	W	99-87
D27	Pepperdine (3)	W	80-66
D29	Iowa State (3)	W	102-77
J3	*at Washington	L	56-70
J5	*at Washington State	W	84-71
J10	*USC	W	87-85
J12	*UCLA	W	82-77
J17	*at Arizona State	W	74-71
J19	at Villanova	W	72-64
J24	*at Stanford	W	78-76
J26	*at California	L	78-85
J31	*Washington State	W	84-71
F2	*Washington	W	85-56
F7	*at USC	L	83-87
F10	*at UCLA (ot)	W	105-94
F13	*Arizona State	W	71-50
F17	Georgia Tech (4)	L	56-62
F21	*California	W	100-63
F24	Duke (2ot)	W	103-96
F26	*Stanford	W	89-51
F28	*at Oregon State	W	103-65
M2	*at Oregon	L	58-62
M7	*Oregon State	W	82-67
M9	*Oregon	W	107-65
M14	St. Francis, Pa. (5)	W	93-80
M16	Brigham Young (5)	W	76-61
M21	Seton Hall (6)	L	77-81

* Pacific-10 Conference game (14-4, 1st)

(1) at Preseason N.I.T., Tucson, Ariz.
 (2) at Preseason N.I.T., New York, N.Y.
 (3) at Valley Bank Fiesta Bowl Classic, Tucson, Ariz.
 (4) at Meadowlands Arena, East Rutherford, N.J.
 (5) at NCAA Tournament, Salt Lake City, Utah
 (6) at NCAA West Regional, Seattle, Wash.

1991-92
Won 24, Lost 7
Coach: Lute Olson
Hawaii Tip-Off Tournament Champions
Valley Bank Fiesta Bowl Classic Champions
7-Up Shootout Champions
NCAA Tournament Participants

N29	Dayton (1)	W	84-68
D1	Hawaii (1)	W	85-71
D7	Louisiana State	W	87-67
D14	at New Mexico	W	66-54
D18	Northern Arizona	W	122-81
D21	at Arkansas	L	59-65
D28	Evansville (2)	W	83-76
D30	Rutgers (2)	W	103-80
J2	New Orleans	W	82-64
J5	Santa Clara	W	79-60
J9	*USC	W	107-68
J11	*UCLA &	L	87-89
J16	*at Washington	L	60-62
J18	*at Washington State	W	78-65
J22	*Arizona State	W	92-65
J25	Pittsburgh	W	96-76
J30	*Oregon	W	104-53
F2	*Oregon State	W	86-58
F6	*at Stanford	W	72-70
F9	*at California	W	80-68
F13	*Washington State	W	94-72
F15	*Washington	W	85-51
F20	*at Arizona State	L	74-77
F23	Temple (3)	W	66-60
F27	*at Oregon	W	104-56
F29	*at Oregon State	W	70-62
M5	*California	W	100-77
M7	*Stanford	W	89-83
M12	*at UCLA	L	81-89
M14	*at USC	L	69-70
M20	East Tennessee State (4)	L	80-87

* Pacific-10 Conference game (13-5, 2nd)

(1) at Hawaii Tip-Off Tourn., Honolulu, Hawaii

(2) at Valley Bank Fiesta Bowl Classic, Tucson, Ariz.
 (3) at 7-Up Shootout, St. Petersburg, Fla.
 (4) at NCAA Tournament, Atlanta, Ga.
 & Broke 71-game homecourt winning streak

1992-93
Won 24, Lost 4
Coach: Lute Olson
Valley Bank Fiesta Bowl Classic Champions
7-Up Shootout Champions
Pacific-10 Conference Champions
NCAA Tournament Participants

D6	Arkansas	L	80-86
D8	New Mexico	W	89-70
D12	Utah	W	78-64
D22	at Providence	L	66-81
D28	Delaware State (1)	W	92-52
D30	West Virginia (1)	W	75-74
J2	Rhode Island	W	87-79
J7	*at UCLA	W	82-80
J9	*at USC	W	81-73
J14	*Washington	W	93-76
J16	*Washington State	W	87-63
J20	*at Arizona State	W	91-87
J23	at New Orleans	W	72-69
J28	*at Oregon	W	92-60
J30	*at Oregon State	W	57-54
F4	*Stanford	W	96-61
F7	*California	W	93-81
F11	*at Washington State	W	70-64
F13	*at Washington	W	81-72
F18	*Arizona State	W	116-80
F21	Cincinnati (2)	W	70-60
F25	*Oregon State	W	81-70
F27	*Oregon	W	99-68
M4	*at California	L	71-74
M7	*at Stanford	W	94-80
M11	*USC	W	87-76
M13	*UCLA	W	99-80
M18	Santa Clara (3)	L	61-64

* Pacific-10 Conference game (17-1, 1st)

(1) at Valley Bank Fiesta Bowl Classic, Tucson, Ariz.
 (2) at 7-Up Shootout, Phoenix, Ariz.
 (3) at NCAA Tournament, Salt Lake City, Utah

1993
Australian Tour (All Exhibition Games)
Won 9, Lost 1
Coach: Lute Olson

My17	Caltex Stars @ Auckland, NZ	W	137-106
My19	Bendigo Braves @ Bendigo, Aust.	W	107-77
My20	N.B.L. All-Stars @ Melbourne	W	132-105
My22	S.E. Melbourne Magic	L	104-109
My23	N. Melbourne Giants	W	126-124
My25	Adelaide 36ers	W	75-69
My26	Perth Wildcats	W	120-107
My29	Brisbane Bullets	W	109-100
Jn1	W. Sydney Slammers	W	135-121
Jn3	Cairns Marlins	W	114-84

1993-94
Won 29, Lost 6
Coach: Lute Olson
Dial Invitational Champions
Bank One Fiesta Bowl Classic Champions
7-Up Shootout Champions
Pacific-10 Conference Champions
NCAA Tournament Participants (Final Four)

N29	Baylor	W	106-79
D1	St. Joseph's, Pa.	W	93-73
D5	Oklahoma State (1)	W	97-84
D9	at Utah	W	88-81
D14	New Orleans	W	80-62
D18	at Santa Clara	W	89-63
D21	Notre Dame (2)	W	98-79
D22	Boston College (2)	W	70-65
D23	Kentucky (2)	L	92-93
D28	Fordham (3)	W	111-84
D30	Michigan (3)	W	119-95
J5	*Arizona State	W	98-81
J8	Marquette (4)	W	94-80
J13	*California (ot)	L	93-98
J15			

YEAR-BY-YEAR RESULTS



- (3) at Valley Bank Fiesta Bowl Classic, Tucson, Ariz.
- (4) at 7-Up Shootout, Tucson, Ariz.
- (5) at NCAA Tournament, Sacramento, Calif.
- (6) at NCAA West Regional, Los Angeles, Calif.
- (7) at NCAA Final Four, Charlotte, N.C.

1994-95
Won 24, Lost 7
Coach: Lute Olson
Bank One Fiesta Bowl Classic Champions
NCAA Tournament Participants

N24	Minnesota (1)	L	70-72
IN25	Alaska-Anchorage (1)	W	107-88
N26	Oklahoma State (1)	W	73-63
N30	Michigan (2)	W	78-57
D6	Florida State	W	96-78
D8	Houston	W	81-67
D12	La Salle	W	92-76
D18	at UTEP	W	75-61
D22	at Syracuse	L	84-94
D28	Richmond (3)	W	95-68
D30	Texas Tech (3)	W	88-82
J5	*at Arizona State	L	52-53
J7	at Rhode Island	W	82-67
J12	*at California	W	99-86
J14	*at Stanford (ot)	W	89-83
J19	*UCLA	L	61-71
J21	*USC	W	94-73
J26	*at Oregon	W	97-89
J28	*at Oregon State	W	111-98
F2	*Washington State	W	84-76
F4	*Washington	W	91-65
F9	*Stanford	W	84-73
F12	*California#	(W)	72-74
F16	*at USC	W	89-80
F18	*at UCLA	L	70-72
F23	*Oregon State	W	83-69
F25	*Oregon	W	97-76
M2	*at Washington State (2ot)	W	114-111
M4	*at Washington	W	63-54
M11	*Arizona State (2ot)	L	98-103
M16	Miami, Ohio (4)	L	62-71

- * Pacific-10 Conference game (13-5, 2nd)
- (1) at Great Alaska Shootout, Anchorage, Alaska
- (2) at Great Eight, Auburn Hills, Mich.
- (3) at Bank One Fiesta Bowl Classic, Tucson, Ariz.
- (4) at NCAA Tournament, Dayton, Ohio
- # Game was changed to a win as a result of California's forfeit, per NCAA sanctions.

1995-96
Won 27, Lost 6
Coach: Lute Olson
Preseason N.I.T. Champions
Bank One Fiesta Bowl Classic Champions
7-Up Shootout Champions
NCAA Tournament Participants

N15	Long Beach State (1)	W	91-57
N17	at Arkansas (2)	W	83-73
N22	Michigan (3)	W	86-79
N24	Georgetown (3)	W	91-81
D2	at Houston	W	73-69
D5	Montana	W	84-66
D9	Towson State	W	90-84
D16	UTEP	W	90-70
D23	Syracuse	L	70-79
D28	Texas A&M (4)	W	88-44
D30	Rutgers (4)	W	79-70
J4	*at California#	(W)	75-99
J6	*at Stanford	L	71-80
J10	*Arizona State	W	108-76
J18	*USC	W	93-81
J20	*UCLA	W	88-79
J25	*at Oregon State	W	66-59
J27	*at Oregon	W	70-65
F1	*Washington (ot)	L	79-80
F3	*Washington State	W	96-78
F7	*at Arizona State	W	71-69
F11	Cincinnati (5)	W	79-76
F15	*at UCLA	L	75-76
F17	*at USC	W	86-72
F22	*Oregon	W	81-63
F24	*Oregon State	W	84-60
F29	*at Washington State	W	72-62
M3	*at Washington	W	67-65
M7	*Stanford	L	79-85
M9	*California	W	71-68
M15	Valparaiso (6)	W	90-51
M17	Iowa (6)	W	87-73
M22	Kansas (7)	L	80-83

- * Pacific-10 Conference game (13-5, 2nd)
- (1) at Preseason N.I.T., Tucson, Ariz.
- (2) at Preseason N.I.T., Fayetteville, Ark.
- (3) at Preseason N.I.T., New York, N.Y.
- (4) at Bank One Fiesta Bowl Classic, Tucson, Ariz.
- (5) at 7-Up Shootout, Phoenix, Ariz.
- (6) at NCAA Tournament, Tempe, Ariz.
- (7) at NCAA West Regional, Denver, Colo.
- # Game was later changed to a win as a result of California's forfeit, per NCAA sanctions.

1996-97
Won 25, Lost 9
Coach: Lute Olson
Hall of Fame Tip-Off Classic Champions
John Wooden Classic Champions
Bank One Fiesta Bowl Classic Champions
7-Up Shootout Champions
NCAA National Champions

N22	North Carolina (1)	W	83-72
IN26	Northern Arizona	W	88-70
D37	at New Mexico	L	77-84
N70	Utah (2)	W	69-61
D9	Texas	W	83-78
D14	Jackson State	W	111-83
D21	at Michigan (ot)	L	71-73
D28	Robert Morris (3)	W	118-54
D30	Pennsylvania (3)	W	93-51
J2	*California	W	81-80
J4	*Stanford	W	76-75
J11	*at Arizona State	W	92-84
J16	*at USC	L	62-75
J18	*at UCLA (ot)	L	78-84
J23	*Oregon State	W	99-48
J25	*Oregon	W	88-68
J30	*at Washington State	W	87-78
F2	*at Washington	L	88-92
F5	*Arizona State	W	87-71
F9	Tulane (4)	W	81-62
F13	*UCLA	L	64-66
F15	*USC	W	101-77
F20	*at Oregon	L	72-78
F22	*at Oregon State	W	74-64
F27	*Washington State	W	100-86
M2	*Washington	W	103-82
M6	*at Stanford	L	80-81
M8	*at California (5)	L	77-79
M13	South Alabama (6)	W	65-57
M15	College of Charleston (6)	W	73-69
M21	Kansas (7)	W	85-82
M23	Providence (7) (ot)	W	96-92
M29	North Carolina (8)	W	66-58
M31	Kentucky (8) (ot)	W	84-79

- * Pacific-10 Conference game (11-7, 5th)
- (1) at Hall of Fame Tip-Off Classic, Springfield, Mass.
- (2) at John Wooden Classic, Anaheim, Calif.
- (3) at Bank One Fiesta Bowl Classic, Tucson, Ariz.
- (4) at 7-Up Shootout, Phoenix, Ariz.
- (5) at Cow Palace, San Francisco, Calif.
- (6) at NCAA Tournament, Memphis, Tenn.
- (7) at NCAA Southeast Regional, Birmingham, Ala.
- (8) at NCAA Final Four, Indianapolis, Ind.

1997
Australian Tour (All Exhibition Games)
Won 5, Lost 4
Coach: Lute Olson
My18 Sydney Kings (Ex) at Sydney Opera House W 33-30
My19 Australian U-22 @ Gosford L 85-86
My20 Australian U-22 @ Newcastle L 76-96
My21 Australian U-22 @ Sydney W 79-75
My24 Melbourne Tigers L 114-118
My26 CBA All-Stars @ Frankston W 89-82
My27 Adelaide 36ers W 83-81
My30 Perth Wildcats W 113-111
Jn3 Cairns Marlins W 96-89
Jn7 Melbourne Magic L 96-120

- * Pacific-10 Conference game (13-5, 2nd)
- (1) at Maui Invitational, Lahaina, Hawaii
- (2) at Great Eight, Auburn Hills, Mich.
- (3) at Bank One Fiesta Bowl Classic, Tucson, Ariz.
- (4) at 7-Up Shootout, Phoenix, Ariz.
- (5) at Cow Palace, San Francisco, Calif.
- (6) at NCAA Tournament, Memphis, Tenn.
- (7) at NCAA Southeast Regional, Birmingham, Ala.
- (8) at NCAA Final Four, Indianapolis, Ind.

1997-98
Won 30, Lost 5
Coach: Lute Olson
Bank One Fiesta Bowl Classic Champions
Pacific-10 Conference Champions
NCAA Tournament Participants

N20	Morgan State	W	115-53
N24	Boston College (1)	W	99-69
N25	Kentucky (1)	W	89-74
N26	Duke (1)	W	87-95
N29	UNC-Asheville	W	97-69
D2	Kansas (2)	L	87-90
D6	at Texas	W	88-81
D8	at Baylor	W	83-68
D13	Coppin State	W	99-82
D23	at Florida State	L	79-84
D28	James Madison (3)	W	92-68
D30	Kansas State (3)	W	125-87
J3	*UCLA	W	87-75
J5	*USC	W	91-72
J8	*at Washington State (4)	W	94-81
J10	*at Washington	W	110-91
J15	*Arizona State	W	127-99
J18	New Mexico	W	89-70
J22	*Oregon	W	87-57
J25	*Oregon State	W	93-80
J29	*at Stanford	W	93-75
J31	*at California	W	70-57
F5	*Washington	W	112-81
F7	*Washington State	W	83-61
F14	*at Arizona State	W	83-82
F19	*at Oregon State	W	71-70
F21	*at Oregon	W	81-66
F26	*California	W	76-73
F28	*Stanford	W	90-58
M5	*at USC (ot)	L	90-91
M7	*at UCLA	W	91-87
M12	Nicholls State (5)	W	99-60
M14	Illinois State (5)	W	82-49
M19	Maryland (6)	W	87-79
M21	Utah (6)	L	51-76

- * Pacific-10 Conference game (17-1, 1st)
- (1) at Maui Invitational, Lahaina, Hawaii
- (2) at Great Eight, Chicago, Ill.
- (3) at Bank One Fiesta Bowl Classic, Tucson, Ariz.
- (4) at Spokane, Wash.
- (5) at NCAA Tournament, Sacramento, Calif.
- (6) at NCAA West Regional, Anaheim, Calif.

1998-99
Won 22, Lost 6+
Coach: Lute Olson
Black Head Coaches Association Classic Champions
Southwest Showdown Champions
Las Vegas Shootout Champions
Bank One Fiesta Bowl Classic Champions
NCAA Tournament Participants

N13	Tennessee (1)	W	73-72
N25	Texas	W	73-57
N28	at Brigham Young (ot)	W	78-74
D5	Wyoming (2)	W	94-84
D14	UC-Irvine	W	93-70
D19	Iowa State (3)	W	75-61
D28	Holy Cross (4)	W	89-41
D30	Florida International (4)	W	91-75
J2	*at UCLA	L	75-82
J4	*at USC	W	87-78
J7	*Washington State	W	99-87
J9	*Washington	W	88-86
J14	*at Arizona State	W	74-73
J16	at New Mexico	L	78-79
J21	*at Oregon	W	85-83
J23	*at Oregon State	L	59-60
J28	*Stanford	W	79-78
J30	*California	W	91-74
F4	*at Washington	L	84-90
F6	*at Washington State	W	81-79
F10	*Arizona State	W	86-80
F13	Louisiana State	W	78-71
F18	*Oregon State	W	89-72
F20	*Oregon	W	92-86
F25	*at California	L	76-89
F27	*at Stanford	L	83-98
M4	*USC	W	88-73
M6	*UCLA	W	87-70
M12	+Oklahoma (5)	L	60-61

- * Pacific-10 Conference game (13-5, 2nd)
- (1) at Black Coaches Association Classic, Albuquerque, N.M.
- (2) at Southwest Showdown, Phoenix, Ariz.
- (3) at Las Vegas Shootout, Las Vegas, Nev.
- (4) at Bank One Fiesta Bowl Classic, Tucson, Ariz.
- (5) at NCAA Tournament, Milwaukee, Wis.
- (+) NCAA Tournament appearance vacated due to NCAA infractions. Actual on-court record was 22-7.

1999-2000
Won 27, Lost 7
Coach: Lute Olson
Preseason N.I.T. Champions
Las Vegas Showdown Champions
Bank One Fiesta Bowl Classic Champions
Pacific-10 Conference Co-Champions
NCAA Tournament Participants

N16	Kansas State (1)	W	88-69
N19	New Mexico State (1)	W	84-60
N24	Notre Dame (2)	W	76-60
N26	Kentucky (2)	W	63-51
D1	Brigham Young	W	86-62
D4	at Texas	W	88-81
D7	Connecticut (3)	L	69-79
D11	Michigan State	W	79-68
D13	IUPUI	W	70-41
D18	Nebraska (4)	W	80-59
D21	New Mexico	L	68-70
D28	UNC-Wilmington (5)	W	66-51
D30	Delaware (5)	W	89-77
J6	*at California	W	65-61
J8	*at Stanford	W	68-65
J13	*Washington State	W	80-75
J15	*Washington	W	69-62
J20	*at UCLA	W	76-61
J22	*at USC	L	72-80
J26	*at Arizona State	W	86-55
J29	at Louisiana State	L	60-86
F3	*Oregon	W	77-71
F5	*Oregon State	W	90-73
F10	*at Washington	W	65-56
F12	*at Washington State	W	73-50
F17	*UCLA	W	92-85
F19	*UCLA	W	99-84
F26	*Arizona State	W	89-82
M2	*at Oregon State (ot)	L	69-70
M4	*at Oregon	L	81-86
M9	*Stanford	W	86-81
M11	*California	W	70-61
M16	Jackson State (6)	W	71-47
M18	Wisconsin (6)	L	59-66

- * Pacific-10 Conference game (15-3, T1st)
- (1) at Preseason N.I.T., Tucson, Ariz.
- (2) at Preseason N.I.T., New York, N.Y.
- (3) at Great Eight, Chicago, Ill.
- (4) at Las Vegas Showdown, Las Vegas, Nev.
- (5) at Bank One Fiesta Bowl Classic, Tucson, Ariz.
- (6) at NCAA Tournament, Salt Lake City, Utah

2000-01
Won 28, Lost 8
Coach: Lute Olson/Jim Rosborough
Maui Invitational Champions
NCAA Tournament Runners-Up (Final Four)

N20	Chaminade (1)	W	97-57
N21	Dayton (1)	W	76-59
N22	Illinois (1)	W	79-76
N25	Purdue (2)	L	69-72
N29	Gonzaga	W	101-87

D2	Saint Mary's	W	101-41
D9	at Connecticut	L	69-71
D16	at Illinois (3)	L	73-81
D20	Louisiana State	W	88-75
D28	Butler (4)	W	72-60
D30	*Mississippi State (4)	L	74-75
J4	*California	W	78-75
J6	*Stanford	L	76-85
J11	*at Washington State (5)	W	84-51
J13	*at Washington	W	89-64
J18	*USC	W	71-58
J20	*UCLA	W	88-63
J24	*Arizona State	W	86-75
J27	Texas	W	80-52
F1	*at Oregon	L	67-79
F3	*at Oregon State	W	68-41
F8	*Washington	W	82-62
F10	*Washington State	W	86-51
F15	*at UCLA (ot)	L	77-79
F17	*at USC	W	105-61
F21	*at Arizona State	W	88-58
M1	*Oregon State	W	65-64
M3	*Oregon	W	104-55
M8	*at Stanford	W	76-75
M10	*at California	W	78-76
M16	Eastern Illinois (6)	W	101-76
M18	Butler (6)	W	73-52
M23	Mississippi (7)	W	66-56
M25	Illinois (7)	W	87-81
M31	Michigan State (8)	W	80-61
A2	Duke (8)	L	72-82

- * Pacific-10 Conference game (15-3, 2nd)
- (1) at Maui Invitational, Lahaina, Hawaii
- (2) at Wooden Tradition, Indianapolis, Ind.
- (3) at United Center, Chicago, Ill.
- (4) at Bank One Fiesta Bowl Classic, Tucson, Ariz.
- (5) at Spokane Arena, Spokane, Wash.
- (6) at NCAA Tournament, Kansas City, Mo.
- (7) at NCAA Midwest Regional, San Antonio, Texas
- (8) at NCAA Final Four, Minneapolis, Minn.

2001-02
Won 24, Lost 10
Coach: Lute Olson
Coaches vs. Cancer IKON Classic Champions
Southwest Showdown Champions
John R. Wooden Classic Champions
Fiesta Bowl Classic Honoring Bobbi Olson Champions
Pac-10 Conference Tournament Champions
NCAA Tournament Participants

N8	vs. Maryland (1)	W	71-67
N9	vs. Florida (1)	W	75-71
N17	at Texas	W	88-74
D1	Kansas	L	97-105
D4	vs. Illinois (2)	W	87-82
D8	vs. Purdue (3)	W	79-66
D15	at Michigan State	L	60-74
D20	*at Oregon State	W	76-73
D22	*at Oregon	L	75-105
D28	Pepperdine (4)	W	94-71
D30	Valparaiso (4)	W	74-70
J4	*Oregon	L	80-90
J6	*Oregon State	W	93-87
J10	*at Washington State	W	92-85
J12	*at Washington	W	74-69
J17	*USC	W	97-80
J19	*UCLA	W	96-86
J23	*at Arizona State	L	72-88
J26	Connecticut (ot)	L	98-100
J31	*at California	W	68-58
F2	*at Stanford (ot)	W	88-82
F7	*Washington	W	91-82
F9	*Washington State	W	85-68
F14	*at UCLA	L	76-77
F16	*at USC	L	89-94
F20	*Arizona State	W	83-75
F28	*Stanford	L	71-76
M2	*California	W	99-53
M7	vs. Arizona State (5)	W	73-56
M8	vs. California (5)	W	90-78

Jnl Sydney Kings (ot) W 115-113

2002-03

Won 28, Lost 4

Coach: Lute Olson

Fiesta Bowl Classic Honoring Bobbi Olson Champions

Pac-10 Conference Champions

NCAA Tournament Participants

N23	Western Kentucky	W	107-68
N27	Northern Arizona	W	101-66
D3	Saint Louis	W	91-58
D7	at San Diego State	W	89-81
D15	Texas	W	73-70
D21	at Louisiana State	L	65-66
D28	Davidson (1)	W	95-69
D30	Boston University (1)	W	85-71
J2	*at Oregon	W	81-72
J4	*at Oregon State	W	80-65
J9	*Washington State	W	82-69
J11	*Washington	W	79-61
J16	*at USC	W	81-72
J18	*at UCLA	W	87-52
J22	*Arizona State	W	71-63
J25	at Kansas	W	91-74
J30	*Stanford	L	77-82
F1	*California	W	95-80
F6	*at Washington (ot)	W	88-85
F8	*at Washington State	W	75-62
F13	*UCLA	W	106-70
F15	*USC	W	86-59
F22	*at Arizona State	W	92-72
F27	*at California	W	88-75
M1	*at Stanford	W	72-69
M6	*Oregon State	W	72-60
M8	*Oregon	W	88-80
M13	UCLA (2) (ot)	L	89-96
M20	Vermont (3)	W	80-51
M22	Gonzaga (3) (2ot)	W	96-95
M27	Notre Dame (4)	W	88-71
M29	Kansas (4)	L	75-78

- * Pacific-10 Conference game (17-1, 1st)
- (1) Fiesta Bowl Classic honoring Bobbi Olson, Tucson, Ariz.
- (2) at Pac-10 Tournament, Los Angeles, Calif.
- (3) NCAA First/Second Rounds, Salt Lake City, Utah
- (4) NCAA West Regional, Anaheim, Calif.

2003-04

Won 20, Lost 10

Coach: Lute Olson

Fiesta Bowl Classic Champions

NCAA Tournament Participants

N24	Northern Arizona	W	107-73
N28	vs. Florida (1)	L	77-78
D6	at Saint Louis	W	68-67
D9	vs. Texas (2)	W	91-83
D13	Marquette	W	85-75
D17	Saint Mary's	W	84-78
D22	San Diego State	W	83-71
D28	Liberty (3)	W	107-91
D30	Louisiana-Lafayette (3)	W	72-69
J3	*at Arizona State	W	93-74
J8	*California	W	95-75
J10	*Stanford	L	72-82
J15	*at USC	L	90-99
J17	*at UCLA	W	97-72
J22	*Oregon State	W	109-75
J25	*Oregon	W	90-66
J29	*at Washington	L	83-96
J31	*at Washington State	W	61-57
F5	*at California	L	83-87
F7	*at Stanford	L	77-80
F12	*USC	W	97-70
F14	*UCLA	W	107-83
F19	*at Oregon	W	100-87
F21	*at Oregon State	L	84-90
F26	*Washington	L	84-89
F28	*Washington State	W	72-60
M7	*Arizona State	W	106-81
M11	vs. USC (4)	W	79-76
M12	vs. Washington (4)	L	85-90
M18	vs. Seton Hall (5)	L	76-80

- * Pacific-10 Conference game (11-7, 3rd)
- (1) at MassMutual Classic, Springfield, Mass.
- (2) at Jimmy V Classic, New York, N.Y.
- (3) Fiesta Bowl Classic presented by Bank One, Tucson, Ariz.
- (4) at Pac-10 Tournament, Los Angeles, Calif.
- (5) NCAA First/Second Rounds, Raleigh, N.C.

2004-05

Won 30, Lost 7

Coach: Lute Olson

Fiesta Bowl Classic Champions

Pacific-10 Conference Champions

NCAA Tournament Participants

N16	San Diego (1)	W	80-69
N18	Wright State (1)	W	83-66
N21	at Virginia	L	60-78
N24	vs. Michigan (2) (ot)	W	61-60
N26	vs. Wake Forest (2)	L	60-63
N30	Wyoming	W	98-70
D5	vs. Mississippi State (3)	W	68-64
D11	Utah	W	67-62
D18	at Marquette	W	48-43
D21	Manhattan	W	105-75
D28	Eastern Washington (4)	W	79-45
D30	Richmond (4)	W	84-71

J2	*Arizona State	W	97-79
J6	*at California	W	87-67
J8	*at Stanford	L	76-87
J13	*USC	W	77-68
J15	*UCLA	W	76-73
J20	*at Oregon	W	74-66
J22	*at Oregon State	W	92-83
J27	*Washington	W	91-82
J29	*Washington State	L	63-70
F3	*California	W	97-76
F5	*Stanford	W	90-72
F10	*at USC	W	88-76
F12	*at UCLA	W	83-73
F17	*Oregon	W	92-67
F20	*Oregon State	W	91-70
F24	*at Washington State (ot)	W	57-56
F26	*at Washington	L	85-93
M5	*at Arizona State	W	70-68
M10	vs. California (5)	W	88-63
M11	vs. Oregon State (5)	W	90-59
M12	vs. Washington (5)	L	72-81
M17	vs. Utah State (6)	W	66-53
M19	vs. UAB (6)	W	85-63
M24	vs. Oklahoma State (7)	W	79-78
M26	vs. Illinois (7) (ot)	L	89-90

- * Pacific-10 Conference game (15-3, 1st)
- (1) Preseason N.I.T., Tucson, Ariz.
- (2) Preseason N.I.T., New York, N.Y.
- (3) John R. Wooden Classic, Anaheim, Calif.
- (4) Fiesta Bowl Classic presented by Bank One, Tucson, Ariz.
- (5) Pac-10 Tournament, Los Angeles, Calif.
- (6) NCAA First/Second Rounds, Boise, Idaho
- (7) NCAA Chicago Regional, Rosemont, Ill.

2005-06

Won 20, Lost 13

Coach: Lute Olson

Fiesta Bowl Classic Champions

NCAA Tournament Participants

N21	vs. Kansas (1)	W	61-49
N22	vs. Connecticut (1)	L	70-79
N23	vs. Michigan State (1) (ot)	L	71-74
N27	Virginia	W	81-51
D3	at Houston	W	65-69
D8	Northern Arizona	W	75-66
D10	Saint Mary's	W	73-61
D17	at Utah	W	73-43
D19	Sam Houston State (2)	W	87-51
D21	Western Kentucky (2) (ot)	W	86-81
D29	*at Washington State	W	70-52
D31	*at Washington (2ot)	W	96-95
J5	*UCLA	L	79-85
J7	*USC	W	74-63
J12	*at Oregon State	L	65-75
J14	*at Oregon	L	68-73
J19	*Stanford (ot)	W	90-81
J21	*California	W	60-55
J25	*at Arizona State	W	80-70
J28	at North Carolina	L	69-86
F2	*at USC	L	70-77
F4	*at UCLA	L	73-84
F9	*Oregon	W	70-68
F11	*Oregon State	W	80-58
F16	*at California	L	66-75
F19	*at Stanford	W	76-72
F25	*Arizona State	W	68-47
M2	*Washington State	W	66-61
M4	*Washington	L	67-70
M9	vs. Stanford (3)	W	73-68
M10	vs. UCLA (3)	L	59-71
M17	vs. Wisconsin (4)	W	94-75
M19	vs. Villanova (4)	L	78-82

- * Pacific-10 Conference game (11-7, T4th)
- (1) EA Sports Maui Invitational, Lahaina, Hawaii
- (2) Fiesta Bowl Classic presented by Chase, Tucson, Ariz.
- (3) Pac-10 Tournament, Los Angeles, Calif.
- (4) NCAA First/Second Rounds, Philadelphia, Pa.

2006

Canadian Tour (All Exhibition Games)

Won 5, Lost 0

Coach: Lute Olson

NCAA Tournament Participants

S2	Univ. of Saskatchewan	W	76-61
S2	Univ. of British Columbia	W	73-59
S3	Vancouver All-Stars	W	106-78
S3	Simon Fraser University	W	73-45
S4	Univ. of British Columbia	W	87-76

2006-07

Won 20, Lost 11

Coach: Lute Olson

Fiesta Bowl Classic Champions

NCAA Tournament Participants

N12	at Virginia	L	90-93
N15	Northern Arizona	W	101-79
N19	New Mexico State	W	102-87
N22	Samford	W	86-57
N28	UNLV	W	89-75
D2	vs. Illinois (1)	W	84-72
D5	vs. Louisville (2)	W	72-65
D9	at San Diego State (3)	W	68-49
D17	Houston	W	87-62
D20	Memphis (4)	W	79-71
D28	*California	W	94-85
D30	*Stanford	W	89-75
J4	*at Washington	W	96-87
J6	*at Washington State (ot)	L	73-77

J11	*Oregon State	W	83-72
J14	*Oregon	L	77-79
J18	*at USC	L	73-80
J20	*at UCLA	L	69-73
J24	*Arizona State	W	71-47
J27	North Carolina	L	64-92
F1	*Washington State	L	66-72
F3	*Washington	W	84-54
F8	*at Oregon State	W	72-66
F10	*at Oregon	W	77-74
F15	*USC	L	75-80
F17	*UCLA	L	66-81
F25	*at Arizona State	W	61-58
M1	*at California	W	70-65
M3	*at Stanford (ot)	W	85-80
M8	vs. Oregon (5)	L	50-69
M16	vs. Purdue (6)	L	72-63

- * Pacific-10 Conference game (11-7, T3rd)
- (1) Hall of Fame Challenge, Phoenix, Ariz.
- (2) Jimmy V Classic, New York, N.Y.
- (3) San Diego Slam, San Diego, Calif.
- (4) Chase Fiesta Bowl Classic, Tucson, Ariz.
- (5) Pacific Life Pac-10 Tournament, Los Angeles, Calif.
- (6) NCAA First/Second Rounds, New Orleans, La.

2007-08

Won 0, Lost 14+

Coach: Kevin O'Neill

Fiesta Bowl Classic Champions

NCAA Tournament Participants

N13	+Northern Arizona (1)	W	76-69
N17	Virginia	L	72-75
N19	+UMKC (1)	W	81-62
N21	+Adams State (1)	W	88-64
N25	at Kansas (1) (ot)	L	72-76
N28	+Cal State Fullerton	W	91-65
D2	+Texas A&M (2)	W	78-67
D8	+vs. Illinois (3) (ot)	W	78-72
D16	+Fresno State	W	69-50
D19	+at UNLV	W	52-49
D22	+San Diego State (4)	W	74-58
D29	at Memphis	L	63-76
J3	+Oregon State	W	76-63
J5	*Oregon	L	74-84
J9	*at Arizona State (ot)	L	59-64
J12	+at Houston	W	85-71
J17	*at Stanford	L	52-56
J19	+*at California	W	79-75
J24	+*Washington State	W	76-64
J26	+*Washington	W	84-69
J31	+*at USC	W	80-69
F2	*at UCLA	L	60-82
F10	*Arizona State	L	54-59
F14	+*California	W	83-73
F16	*Stanford	L	66-67
F21	*at Washington	L	66-75
F23	+*at Washington State	W	65-55
F28	*USC	L	58-70
M2	*UCLA	L	66-68
M6	+*at Oregon State	W	81-45
M8	*at Oregon	L	69-78
M12	+vs. Oregon State (5)	W	87-56
M13	vs. Stanford (5)	L	64-75
M20	+vs. West Virginia (6)	L	65-75

- * Pacific-10 Conference game (0-10, 7th+)
- (1) Jayhawk Invitational
- (2) Big 12/Pac-10 Hardwood Series
- (3) at United Center, Chicago, Ill.
- (4) Fiesta Bowl Classic, Tucson, Ariz.
- (5) Pacific Life Pac-10 Tournament, Los Angeles, Calif.
- (6) NCAA First/Second Rounds, Washington, D.C.
- (+) Results vacated due to NCAA infractions under a previous head coach, including NCAA Tournament appearance. Actual on-court record was 19-15 overall, 8-10 in Pac-10 play.

2008-09

Won 21, Lost 14

Coach: Russ Pennell

Fiesta Bowl Classic Champions

NCAA Tournament Participants

N17	Florida Atlantic (1)	W	75-62
N18	UAB (1)	L	71-72
N24	vs. Mississippi Valley State (2)	W	86-52
N25	vs. Santa Clara (2)	W	69-66
N30	Northern Arizona	W	74-57
D2	Loyola Marymount	W	84-57
D5	at Texas A&M (3)	L	66-67
D10	San Diego State	W	69-56
D14	vs. Gonzaga (4)	W	69-64
D20	at UNLV	L	64-79
D23	Kansas (5)	W	84-67
D29	Weber State	W	71-65
J2	*at California	L	55-69
J4	*at Stanford	L	60-76
J8	*Oregon	W	67-52
J10	*Oregon State	W	64-47
J15	*at UCLA	L	60-83
J17	*at USC	L	64-65
J21	*Arizona State	L	47-53
J24	Houston (ot)	W	96-90
J29	*Washington	W	106-97
J31	*Washington State	W	66-56
F5	*at Oregon State	W	56-53
F7	*at Oregon	W	87-77
F12	*USC	W	83-76
F14	*UCLA	W	84-72
F22	*at Arizona State	L	68-70
F26	*at Washington State	L	69-53

F28	*at Washington	L	78-83
M5	*California	L	77-83
M7	*Stanford	W	101-87
M11	vs. Arizona State (6)	L	56-68
M20	vs. Utah (7)	W	84-71
M22	vs. Cleveland State (7)	W	71-57
M27	vs. (1) Louisville (8)	L	64-103

- * Pacific-10 Conference game (9-9, T5th)
- (1) Dick's Sporting Goods NIT Season Tip-off, Tucson, Ariz.
- (2) Dick's Sporting Goods NIT Season Tip-off Consolation, Athens, Ga.
- (3) Big 12/Pac-10 Hardwood Series
- (4) at U.S. Airways Center, Phoenix, Ariz.
- (5) Fiesta Bowl Classic, Tucson, Ariz.
- (6) Pacific Life Pac-10 Tournament, Los Angeles, Calif.
- (7) NCAA First/Second Rounds, Miami, Fla.
- (8) NCAA Midwest Regional, Indianapolis, Ind.

2009-10

Won 16, Lost 15

Coach: Sean Miller

NCAA Tournament Participants

N15	Northern Arizona	W	87-70
N19	Rice	W	66-49
N23	vs. Wisconsin (1)	L	61-65

YEAR-BY-YEAR RESULTS



- (6) Pacific Life Pac-10 Tournament, Los Angeles, Calif.
- (7) NCAA Second/Third Rounds, Tulsa, Okla.
- (8) NCAA West Regional, Anaheim, Calif.

2011-12 Won 23, Lost 12 Coach: Sean Miller Fiesta Bowl Classic Champions

National Invitation Tournament Participants		
N7	Valparaiso (1)	W 73-64
N9	Duquesne (1)	W 67-59
N13	Ball State	W 73-63
N17	vs. St. John's (2)	W 81-72
N18	vs. Mississippi State (2)	L 57-67
N23	San Diego State	L 57-61
N29	at New Mexico State	W 83-76
D3	Northern Arizona	W 53-39
D7	at Florida (ot)	L 72-78
D10	Clemson (3)	W 63-47
D17	vs. Gonzaga (4)	L 60-71
D20	Oakland	W 85-73
D22	Bryant	W 100-60
D31	*Arizona State	W 68-51
J5	*at UCLA (5)	L 58-65
J8	*at USC	W 57-46
J12	*Oregon State (ot)	W 81-73
J14	*Oregon	L 57-59
J19	*at Utah	W 77-51
J21	*at Colorado	L 63-64
J26	*Washington State	W 85-61
J28	*Washington	L 67-69
F2	*at California	W 78-74
F4	*at Stanford	W 56-43
F9	*Colorado	W 71-57
F11	*Utah	W 70-61
F16	*at Washington State	W 76-72
F18	*at Washington	L 70-79
F23	*USC	W 70-54
F25	*UCLA	W 65-63
M4	*at Arizona State	L 80-87
M8	vs. UCLA (6)	W 66-58
M9	vs. Oregon State (6)	W 72-61
M10	vs. Colorado (6)	L 51-53
M14	Bucknell (7)	L 54-65

- * Pac-12 Conference game (12-6/4th)
- (1) 2K Sports Classic/Coaches vs. Cancer, Tucson, Ariz.
- (2) 2K Sports Classic/Coaches vs. Cancer, New York, N.Y.
- (3) Fiesta Bowl Basketball Classic, Tucson, Ariz.
- (4) Battle in Seattle, Seattle, Wash.
- (5) John R. Wooden Classic, Anaheim, Calif.
- (6) Pacific Life Pac-12 Tourn., Los Angeles, Calif.
- (7) National Invitation Tournament, Tucson, Ariz.

2012 Bahamas Tour (All Exhibition Games)

Bahamas Tour (All Exhibition Games)		
Won 2, Lost 0		
Coach: Sean Miller		
Ag1	Real Deal Shockers	W 136-76
Ag3	Bahamas All-Stars	W 99-57

2012-13 Won 27, Lost 8 Coach: Sean Miller Fiesta Bowl Classic Champions

Diamond Head Classic Champions		
Fiesta Bowl Classic Champions		
Pac-12 Conference Champions		
Pac-12 Tournament Champions		
NCAA Tournament Participants		
N11	Charleston Southern	W 82-73
N15	UTEP	W 72-51
N19	Long Beach State	W 94-72
N28	Northern Arizona	W 93-50
D1	at Texas Tech	W 85-57
D4	Southern Mississippi	W 63-55
D8	at Clemson	W 66-54
D15	Florida (1)	W 65-64
D18	Oral Roberts	W 89-64
D22	vs. East Tennessee State (2)	W 73-53
D23	vs. Miami (Fla.) (2)	W 69-50
D25	vs. San Diego State (2)	W 68-67
J3	*Colorado (OT)	W 92-83
J5	*Utah	W 60-57
J10	*at Oregon	L 66-70
J12	*at Oregon State	W 80-70
J19	*at Arizona State	W 71-54
J24	*UCLA	L 73-84
J26	*USC	W 74-50
J31	*at Washington	W 57-53
F2	*at Washington State	W 79-65
F6	*Stanford	W 73-66
F10	*California	L 69-77
F14	*at Colorado	L 58-71
F17	*at Utah	W 68-64
F20	*Washington	W 70-52
F23	*Washington State	W 73-56
F27	*at USC	L 78-89
M2	*at UCLA	L 69-74
M9	*Arizona State	W 73-58
M14	vs. Colorado (3)	W 79-69
M15	vs. UCLA (3)	L 64-66
M21	vs. Belmont (4)	W 81-64
M23	vs. Harvard (4)	W 74-51
M28	vs. Ohio State (5)	L 70-73

- * Pacific-12 Conference game (12-6, T2nd)
- (1) Fiesta Bowl Classic, Tucson, Ariz.
- (2) Diamond Head Classic, Honolulu, Hawaii
- (3) Pac-12 Tournament, Las Vegas, Nev.
- (4) NCAA Second/Third Rounds, S.L.C., Utah.
- (5) NCAA West Regional, Los Angeles, Calif.

2013-14 Won 33, Lost 5 Coach: Sean Miller NIT Season Tip-Off Champions Fiesta Bowl Classic Champions Pac-12 Conference Champions NCAA Tournament Participants

N8	Cal Poly	W 73-62
N11	Long Beach State (1)	W 91-57
N14	at San Diego State	W 69-60
N18	Fairleigh Dickinson (2)	W 100-50
N19	Rhode Island (2)	W 87-59
N27	vs. Drexel (3)	W 66-62
N29	vs. Duke (3)	W 72-66
D3	Texas Tech	W 79-58
D7	UNLV	W 63-58
D11	New Mexico State	W 74-48
D14	at Michigan	W 72-70
D19	Southern	W 69-43
D23	Northern Arizona	W 77-44
J2	*Washington State	W 60-25
J4	*Washington	W 71-62
J9	*at UCLA	W 79-75
J12	*at USC	W 73-53
J16	*Arizona State	W 91-68
J23	*Colorado	W 69-57
J26	*Utah	W 65-56
J29	*at Stanford	W 60-57
F1	*at California	L 58-60
F6	*Oregon	W 67-65
F9	*Oregon State	W 76-54
F14	*at Arizona State (2ot)	L 66-69
F19	*at Utah (ot)	W 67-63
F22	*at Colorado	W 88-61
F26	*California	W 87-59
M2	*Stanford	W 79-66
M5	*at Oregon State	W 74-69
M8	*at Oregon	L 57-64
M13	vs. Utah (4)	W 71-39
M14	vs. Colorado (4)	W 63-43
M15	vs. UCLA (4)	L 71-75
M21	vs. Weber State (5)	W 68-59
M23	vs. Gonzaga (5)	W 84-61
M27	vs. San Diego State (6)	W 70-64
M29	vs. Wisconsin (6) (ot)	L 63-64

- * Pacific-12 Conference game (15-3, 1st)
- (1) Fiesta Bowl Classic, Tucson, Ariz.
- (2) NIT Season Tip-Off, Tucson, Ariz.
- (3) NIT Season Tip-Off, New York, N.Y.
- (4) Pac-12 Tournament, Las Vegas, Nev.
- (5) NCAA Second/Third Rounds, San Diego, Calif.
- (6) NCAA West Regional, Anaheim, Calif.

2014-15 Won 34, Lost 4 Coach: Sean Miller EA Sports Maui Invitational Champions Pac-12 Conference Champions Pac-12 Tournament Champions NCAA Tournament Participants

N14	Mount St. Mary's	W 78-55
N16	CSUN (1)	W 86-68
N19	UC Irvine	W 71-54
N24	vs. Missouri (2)	W 72-53
N25	vs. Kansas State (2)	W 72-68
N26	vs. San Diego State (2)	W 61-59
D2	Gardner-Webb	W 91-65
D6	Gonzaga (ot)	W 66-63
D9	Utah Valley	W 87-56
D13	Michigan	W 80-53
D16	Oakland	W 101-64
D19	at UTEP	W 60-55
D23	at UNLV	L 67-71
J4	*Arizona State	W 73-49
J8	*at Oregon	W 80-62
J11	*at Oregon State	L 56-58
J15	*Colorado	W 68-54
J17	*Utah	W 69-51
J22	*at Stanford	W 89-82
J24	*at California	W 73-50
J28	*Oregon	W 90-56
J30	*Oregon State	W 57-34
F7	*at Arizona State	L 78-81
F13	*at Washington	W 86-62
F15	*at Washington State	W 86-59
F19	*USC	W 87-57
F21	*UCLA	W 57-47
F26	*at Colorado	W 82-54
F28	*at Utah	W 63-57
M5	*California	W 99-60
M7	*Stanford	W 91-69
M12	vs. California (3)	W 73-51
M13	vs. UCLA (3)	W 70-64
M14	vs. Oregon (3)	W 80-52
M19	vs. Texas Southern (4)	W 93-72
M21	vs. Ohio State (4)	W 73-58
M26	vs. Xavier (5)	W 68-60
M28	vs. Wisconsin (5)	L 78-85

- * Pac-12 Conference game (16-2, 1st)
- (1) EA Sports Maui Invitational, Tucson, Ariz.
- (2) EA Sports Maui Invitational, Lahaina, Hawaii
- (3) Pac-12 Tournament, Las Vegas, Nev.
- (4) NCAA Second/Third Rounds, Portland, Ore.
- (5) NCAA West Regional, Los Angeles, Calif.

2015-16 Won 25, Lost 9 Coach: Sean Miller NCAA Tournament Participants

N13	Pacific	W 79-61
N16	Bradley	W 90-60
N19	Boise State (1)	W 88-76
N22	Northwestern State	W 61-42
N26	vs. Santa Clara (2) (ot)	W 75-73
N27	vs. Providence (2)	L 65-69
N29	Boise State (3)	W 68-59
D5	at Gonzaga	W 68-63
D9	Fresno State	W 85-72
D13	Missouri	W 88-52
D16	NAU	W 92-37
D19	UNLV	W 82-70
D22	Long Beach State	W 85-70
J3	*at Arizona State	W 94-82
J7	*at UCLA	L 84-87
J9	*at USC (4ot)	L 101-103
J14	*Washington	W 99-67
J16	*Washington State	W 90-66
J21	*at Stanford	W 71-57
J23	*at California	L 73-74
J28	*Oregon	L 75-83
J30	*Oregon State	W 80-63
F3	*at Washington State	W 79-64
F6	*at Washington	W 77-72
F12	*UCLA	W 81-75
F14	*USC	W 86-78
F17	*Arizona State	W 99-61
F24	*at Colorado	L 72-75
F27	*at Utah	L 64-70
M3	*California	W 64-61
M5	*Stanford	W 94-62
M10	vs. Colorado (4)	W 82-78
M11	vs. Oregon (4) (ot)	L 89-95
M17	vs. Wichita State (5)	L 55-65

- * Pac-12 Conference game (12-6, 4th)
- (1) DirecTV Wooden Legacy, Tucson, Ariz.
- (2) DirecTV Wooden Legacy, Fullerton, Calif.
- (3) DirecTV Wooden Legacy, Anaheim, Calif.
- (4) Pac-12 Tournament, Las Vegas, Nev.
- (5) NCAA First Round, Providence, R.I.

2016-17 Won 32, Lost 5 Coach: Sean Miller Armed Forces Classic Champions Pac-12 Conference Co-Champions Pac-12 Tournament Champions NCAA Tournament Participants

N11	vs. Michigan State (1)	W 65-63
N15	Cal State Bakersfield	W 78-66
N18	Sacred Heart (2)	W 95-65
N21	Northern Colorado (2)	W 71-55
N24	vs. Santa Clara (3)	W 69-61
N25	vs. Butler (3)	L 65-69
N30	Texas Southern	W 85-63
D3	vs. Gonzaga (4)	L 62-69
D6	UC Irvine	W 79-57
D10	at Missouri	W 79-60
D14	Grand Canyon	W 64-54
D17	vs. Texas A&M (5)	W 67-63
D20	New Mexico	W 77-46
D30	*at California	W 67-62
J1	*at Stanford	W 91-52
J5	*Utah	W 66-56
J7	*Colorado	W 82-73
J12	*Arizona State	W 91-75
J19	*at USC	W 73-66
J21	*at UCLA	W 96-85
J26	*Washington State	W 79-62
J29	*Washington	W 77-66
F2	*at Oregon State	W 71-54
F4	*at Oregon	L 58-85
F8	*Stanford	W 74-67
F11	*California	W 62-57
F16	*at Washington State	W 78-59
F18	*at Washington	W 76-68
F23	*USC	W 90-77
F25	*UCLA	L 72-77
M4	*at Arizona State	W 73-60
M9	vs. Colorado (6)	W 92-78
M10	vs. UCLA (6)	W 86-75
M11	vs. Oregon (6)	W 83-80
M16	vs. North Dakota (7)	W 100-82
M18	vs. Saint Mary's (7)	W 69-60
M23	vs. Xavier (8)	L 71-73

- * Pac-12 Conference game (16-2, T-1st)
- (1) Armed Forces Classic, Honolulu, Hawaii
- (2) Continental Tire Las Vegas Invitational, Tucson, Ariz.
- (3) Continental Tire Las Vegas Invitational, Las Vegas, Nev.
- (4) HoopHall Classic, Los Angeles, Calif.
- (5) Lone Star Shootout, Houston, Texas
- (6) Pac-12 Tournament, Las Vegas, Nev.
- (7) NCAA First/Second Rounds, Salt Lake City, Utah
- (8) NCAA West Regional, San Jose, Calif.

A
Abajelo, Brandon (Mgr) 2014
Abbot, Howard 1932, 33, 34
Aboud, Michael 1965, 66, (67)
Adams, Hassan 2003, 04, 05, 06
Akot, Emmanuel 2018
Albright, Dennis G. 1963, 65
Aleksa, Robert 1975, 76
Allen, Kadeem 2016, (17)
Allen, Ronald S. 1973, (74)
Alexander, Zach (Mgr) 2015, 16, 17, 18
Allin, Thomas R. 1941, 42
Alkins, Rawle 2017, 18
Anderson, Bruce D. 1970, 71, (72)
Anderson, Rick 1999, 2000, (02) (03)
Anderson, Ryan (2016)
Anderson, Warren A. 1970
Arenas, Gilbert 2000, 01
Arredondo, Sergio (Mgr) 2017, 18
Arvizu, Robert 2011, 12
Ash, John 1997, 99, 00, 01
Ashley, Brandon 2013, (14), (15)
Ayton, Deandre 2018

B
Babicke, Blaise (Mgr) 2013, 14, 15, 16
Bagga, David 2006, 07, 08, 09
Baldwin, Cecil Eugene 1957
Ballantyne, Thomas M. 1942, 43, 44, 46, 47
Balsley, Sam (Mgr) 1965, 66
Barcellona, Alex 2018
Barkley, John D. (Mgr) 1956
Barmendoo, Marty 1995
Barnes, Richard L. 1970
Barrett, James T. 1912
Barringer, John B. 1936, 37
Barthels, Kendrick A. 1936
Bayless, Jerryd 2008
Beach, Charles F. 1913
Bejarano, Daniel 2011
Belobraydic, John M. 1979, 80, 81, 83
Bergman, Craig J. 1988
Berman, H. Robert 1918
Berra, Carl 1938, 39, (40)
Bibby, Mike 1997, 98
Biggs, John 1935
Birkner, Hugo Ernest 1907
Black, John Russell 1939, 40, 41
Black, William Thomas 1944
Blades, Ernest O. 1907, 08, 09, (10)
Blair, Joseph J. 1993, 94, 95, 96
Blankinship, James Darrell 1955
Blevins, Leon G. 1949, (50)
Bliss, Edward (Mgr) 1926
Boddie, Jamal (Mgr) 2006, 07, 08, 09
Bohannon, Etdrick S. 1993
Booker, George Vance 1923
Boordkin, Marvin 1942, 43, (46), 47
Bowen, Harold, (Mgr) 1924
Brackenbury, Richard A. 1916, 17
Bradford, Hubert 1905
Bramlett, A.J. 1996, 97, 98, (99)
Brase, Matt 2004, 05
Brautigam, Roger 1966
Breck, William D. 1962, 63, 64
Brielmaier, Bret 2005, 06, 07, 08
Brittain, James A. 1959
Broadwater, Forrest Ronald 1932
Brooke, Paul C. 1917
Brooke, Eddie E. (Mgr) 1927
Brooks, Kenneth (Mgr) 1968, 69
Brookshier, Frank A. 1924, 25, (26), (27)
Brower, James E. 1953, 54, (55)
Brown, Andy 1994
Brown, Charles Owen, Jr. (1905), (06)
Brown, J. Duncan 1927
Brown, Lawrence A. 1954
Brown, Roger G. 1918
Brown, Russell K. 1978, 79, 80, (81)
Bruner, John M. 1952, 53, (54)
Brunkhorst, Brock 1982, 83, 84, (85)
Buchanan, David (Mgr) 2010, 11, 12, 13
Budinger, Chase 2007, 08, (09)
Buechler, Judson D. 1987, 88, 89, (90)
Burkett, Will (Mgr) 2013
Burns, David J. 1974, (75)
Bush, Julius Ralph 1918
Butts, Horatio Cotter 1926
Bynum, Will 2002
Byrne, Vincent R. 1932, 33, 34

C
Capps, Clarence R. 1945
Carroll, Arthur 1949, 51
Case, Travis J. 1951, 53
Castles, John (Mgr) 1999, 00, 01, 02, 03, 04
Cherry, Joe Wesley 1947, 48, 49
Chol, Angelo 2012, 13
Christy, Marshall, (Mgr) 1933

Clark, Marvin Carl 1923, 24, (25)
Clark, Mitchell (Mgr) 2017
Clarke, Dan W. 1937, 38, (39)
Clausen, Monte C. 1961, 62, 63
Clemeons, Phillip 1919
Cloud, Leo Fredrick 1911, 12, 13, 14, (15)
Cochran, Horace Merle 1912, 13
Cohen, Adam (Mgr) 2006, 07, 08
Cohen, Matt (Mgr) 2014, 15
Collins, Jeff 1981
Coltrin, Marion J. 1936, 37
Comanche, Chance 2016, 17
Conklin, Eric 2014
Conner, Jon C. 1958, 59, (60)
Conway, Joseph W. 1919
Conway, Raymond W. 1937, 38, 39
Cook, Anthony L. 1986, 87, 88, (89)
Cook, Charles E. 1964
Cook, Greg 1982
Cooke, Troy 1983, 84
Cooper, Eric E. 1986
Cox, Leander, Jr. 1938, 40
Coyle, Terence M. 1955, 56, 57
Crawford, Jon A. 1959
Crawford, Quinton 2012, 13
Crismon, Edgar T. 1931, 32, (33)
Crouch, Cecil James 1948, 50
Crouch, Robert E. 1925, 26, 27
Crum, Hillard H. Jr. 1946, 47, 48, (49)
Cruz, Paulo 2016, 17
Cellen, Albert Vincent 1941, (42), 43
Culin, John Harding 1907, 08
Curry, Ron 1989
Cushman, John F. 1956

D
Daasch, Edward F. 1963 (Mgr), 64 (Mgr), 65
Danley, Alonzo Lee 1937, 38, 39
Dauk, Regis A. 1961, 62, 63
Davis, Ben 1995, (96)
David, Brian, L. 1987, 89, 90
Davis, Frank (Mgr) 1934, 35
Davis, Ronald D. 1980, 81
Davis, William D. 1967, (68)
Davis, William Kenny 1977, 78
Davidson, Ross 2010
Davison, Bennett 1997, 98
Decker, William J. 1962
DeFrancesco, Salvatore J. (Mgr) 1955
Demic, Lawrence C. 1976, 77, 78, (79)
Denny, Talbot 2018
Dermody, Richard L. 1942, 43, 44
Derrett, Trevor (Mgr) 2011, 12, 13, 14
Desjardins, Jake 2017, 18
Dickerson, Michael 1995, 96, (97), (98)
Dicus, Waldo M. 1928, 29, (30)
Diebold, Theodore R. 1927
DiGrazia, M. Lorry 1936, 37, 38
Dillon, Daniel 2005, 06, 07, 08
Dillon, Jerome L. 1951, 52
Donnelly, Raymond E. 1979, 80
Donovan, Tom 1943
Doolen, Edward W. 1963, 64, 65
Dorado, T.J. (Mgr) 2014, 15, 16, 17
Dosty, Robbie Dean 1978, 80, 81
Douglas, Ruben 1999
Doyle, James Perry 1919
Drachman, Byron C. 1926
Drucker, Melvyn (Mgr) 1960
Dunlap, James E. 1950, 52, 53
Dutt, Marvin Alvin 1960, (61)
Duwe, Heman A. 1934, 35

E
Eafon, Kelvin 1995, 96
Echols, Randall E. 1973
Eddy, Jackson R. 1953, 54
Edgar, John 1985, (86)
Edgerton, Ambrose Earl 1907, 08
Edgerson, Eugene 1997, 98, 99, (2001)
Edwards, Lawrence 1928
Edwards, Philip C. 1971, 72, 73
Ehlmann, Thomas 1975
Elder, William David 1946
Elliott, Lloyd Creighton 1911, 13
Elliott, Robert A. 1974, 75, 76, (77)
Elliott, Sean M. 1986, 87, 88, (89)
Ellis, Bleu (Mgr) 2005
Enke, Fred William 1946, 47, (48)
Ensor, Ken 1983, 84
Eppler, James F. 1956, 57
Erdhaus, J. Fred 1939
Ewald, Larry Douglas 1958

F
Farman, Richard R. (Mgr) 1962
Fawcett, Preston (Mgr) 2012, 2013
Feld, Jeff (Mgr) 2006, 07, 08, 09, 10
Fellah, Anas 2002

Fickett, Webster L. 1914
Filbrun, Davis Eugene 1932, 33, 34
Flake, William Lindsey 1940, 41
Flanagan, Kevin T. 1991, 92, 93, (94)
Flannery, John B. (Mgr) 1954
Fleming, Albert Jr. 1973, 74, 75, (76)
Flynn, Wesley T. 1961, 62, (63)
Fogg, Kyle 2009, 10, 11, 12
Forbes, Joyce E. 1962
Foster, Michael E. 1968, 69, (70)
Fox, Harvey B. 1964, 65, (66)
Fox, Isaiah 2002, 03, 05, 06
Fraser, Bruce T. 1985, 86, 87
Conner, Jon C. 1958, 59, (60)
Friedman, Eli (Mgr) 2016, 17, 18
Frye, Channing 2002, 03, (04), (05)
Fuller, Ronald 1976

G
Garcia, Rudolph R. (Mgr) 1962
Gardner, Jason 2000, 01, (02), (03)
Gardner, L. Scott 1972
Gatchel, Donald G. 1940, 41
Geary, Reginald E. 1993, 94, 95, (96)
Geldmacher, Jay L. 1974
Genesen, Barry (Mgr) 1964
Genung, George Farrell 1942, (43), (44), 46, 47
Gibbings, Frank Tom. 1924, 26
Gillem, Alvan Cullam, Jr. 1907, 08
Giles, Gerald A. (Mgr) 1952
Gladney, Jerome C. 1974, 75, 76, 77
Glennon, Joseph Henry 1913
Goar, H. Lionel 1956, 57
Goar, Leon O. 1955
Goldstein, Max (Mgr) 2017, 18
Goodman, A. Harold (1945), 46
Goodman, Neil Nathaniel 1929, (30)
Goodwin, Gordon Austin 1920, 21
Gordon, Aaron 2014
Gordy, Leonard 1974, 75, 76, (77)
Graham, John O. 1931
Gray, Harry J. 1931
Green, Pharoah (Mgr) 2011, 12, 13, 14
Greene, Bradley W. 1967, 68
Greene, George E. 1949, 50
Greenfield, Tom Guy 1937, 38
Greer, Zach (Mgr) 2015
Gridley, Rollin T. 1925, 26, 27
Grimes, Stanley E. (Mgr) 1956, 57
Grossetta, Warren Arthur 1908, (Mgr) 09

H
Hall, Robert Lakenan 1944
Ham, Cox (Mgr) 1940
Hanour, Travis 2001
Hansen, James E. 1967, 68, (69)
Hansen, Peter 2002
Hansen, Robert L. 1964, 65, (66)
Harbour, John L. 1968, 69
Hargis, William 1930
Harper, Wilmer Eugene 1939, 40, (41)
Harris, Donnell 1996, 97, 98
Harris, Russell 2000
Harrington, Richard (Mgr) 1959, 60
Harris, Herman B. 1974, 75, 76, (77)
Harris, Lawrence R. 1962, 63, 64
Harris, Lynam 1972, (73)
Harrison, Gary L. 1975, 76, 77
Hartman, Minor Louis 1911
Haskin, David 1983, 84, 85, 86
Hatcher, Burrell Richard 1905, 07
Hawkins, Jim (Mgr) 2004, 05, 06, 07
Hawthorne, George N. 1979, 80
Hayes, Francis Robert. (Mgr) 1912, (13), (Mgr) 14
Hayhurst, Normal Clifton 2013, 14, 15, 16
Held, Eddie Charles 1938
Helm, Hugh Max. 1942, 43
Helm, Walter M. 1936, 37, (38)
Henderson, Ronald Clyde 1928
Hennick, Ryan (Mgr) 2004, 05, 06, 07
Henry, Jaron (Mgr) 2010, 11
Herdon, James Prugh 1917, 18, (19)
Hill, Jordan 2007, 08, 09
Hill, Solomon 2010, 11, 12, (13)
Hobbs, John Cole 1920, 22, 23
Hollis-Jefferson, Ronda 2014, 15
Honea, Robert L. 1949, 50, (51)
Hopkins, Robert Louis 1957, 58, (59)
Horne, Jamelle 2008, 09, 10, (11)
Howell, Jack R. 1949, 51, 52
Howell, Robert E. W. 1954
Huckestein, James W. 1971, (72)
Hudak, William C. (Mgr) 1954, 56
Hull, T. Gordon 1924
Hunter, Jeremy (Mgr) 2013, 14, 15, 16

I
Iguodala, Andre 2003, 04

Inglis, David L. 1953, 56
Irvine, Wm. C. (Mgr) 1950
Irving, John L. 1973
Iselein, Albin A. (1918)
Islas, Oscar H. 1952, 54

J
Jack, William Christian 1934
Jackson, George Dewar 1936, 37, 38
Jackson, Jake (Mgr) 2006, 07, 08, 09, 10
Jackson, Keith 1982, 83, 84, 85
Jackson-Cartwright, Parker 2015, 16, 17, 18
Jacobs, Gerald T. 1985, 86
Jacobs, Rolf A. 1965
Jacobson, Alex 2009, 10, 11, (12)
Jacoby, David Theodore 1921
Jefferson, Richard 1999, 2000, 01
Jenkins, Ortege 1998
Jensen, Joseph (Mgr) 2003, 04, 05, 06
Jerrett, Grant 2013
Johnson, Albert J. 1963, 64, 65
Johns, Cliff 1993
Johnson, Chris 2014
Johnson, Deron 1991, 92
Johnson, George 1932, 33, (34)
Johnson, Leo C. 1949, 50, (51)
Johnson, Nick 2012, 13, (14)
Johnson, Roger E. 1950, 51, (52)
Johnson, Samuel H. 1936, 38, 39
Johnson, Stanley 2015
Johnson, Zane 2008, 09
Johnston, James H. 1950
Jones, Kory 2017
Jones, Lamont 2010, 11
Jones, Mitchell E. 1976, 78
Jones, Percy Wonsion 1907
Jones, Robin (Mgr) 1970, 71, 72
Jordan, George Bernie 1938, 39, (40)
Jordan, Robert C. 1960
Judkins, Garland 2009
Jung, Brian E. 1976, 77
Jung, Mark 1982

K
Kain, Sidney L. 1952, 53
Kanner, Steven M. (1975)
Keener, Joey (Mgr) 2010, 11, 14
Kelley, Jarvis 1994
Kelly, William (Mgr) 2007, 08, 09, 10
Kemmeries, William F. 1951, 52, (53)
Kentz, Joe (Mgr) 1967, 68
Kerr, Steven D. 1984, 85, (86), (88)
Ketcham, Michael (Mgr) 2017, 18
Kinkade, Kevin W. 1975
Kish, Michael (Mgr) 2016, 17, 18
Klumb, Griffin (Mgr) 2018
Korcheck, Matt 2014, 15
Kordik, Michael W. (1968)
Kurtz, Ken Joe 1965

L
Lampner, Leon (Mgr) 1945
Larson, Bruce Alan 1949, 50
Larson, Dylan (Mgr) 2017, 18
Latimore, Dennis 2002
Lavender, Brendon 2009, 10, 11, 12
LaVetter, Charles N. 1964
Lavoy, Thomas O. 1963, 64, 65
Lawson, Thomas E. 1972, (73)
LaZar, Arthur M. 1961
Lazovich, Eli S. 1952, 53, 54, (55)
Lee, Ira 2018
Lee, Jason 1997
Lee, Thomas C. 1969, 70, (71)
Lee, N. Warner 1959, 60
Lefault, Charles J. 1952, 53
Leiber, Henry Edward 1931
Leshler, Charles Zaner 1916
Lester, Walter Coyle 1924, 26
Levine, Aaron (Mgr) 2010, 11, 12
Lewis, John William 1905
Lindstrom, E. Gordon 1967, 68
Lloyd, Gregory 1976
Locking, Bret Harlow 1920, 21, (22)
Lofton, Kenneth 1986, 87, 88, 89
Low, John H. (Mgr) 1942, 43
Lubbers, Earl R. 1957
Lutich, Balbo J. 1951
Lutz, Cedric (Mgr) 1932
Lyons, Mark 2013

M
Mack, Francis C. 1912, 13, (Mgr) 15
Maffeo, James Stephen 1914, 15 (Mgr), 16, (17)
Magno, Jack 1982
Mann, William Gibson 1947, 48, (49)
Markkanen, Lauri 2017
Marsh, Chester L. 1925, 26
Marshall, Timothy D. 1976, 77, 78

ALL-TIME LETTERWINNERS

Mason, Harvey J. 1987, 88, 89, 90
Mason, Trey 2014, 15
Matulis, Adolph John 1941
Maxey, Sylvester A. 1976
Maxwell, Robert E. Jr. 1959
Mayes, Jordan 2011, 12, 13, 14
McAndrew, Patrick F. 1966
McClellan, Jawann 2005, 06, 07, (08)
McConnell, T.J. (2014), (15)
McCray, Ernest C. 1958, 59, (60)
McIntyre, John Jacob 1946, 48
McKinney, Walter 1969, 70, 71
McLean, Joseph R. 1993, 94, 95, (96)
McMillan, Craig S. 1985, 86, 87, 88
McSherry, Frank J. 1916, 17
Mellon, Donald E. 1980, 82, 83
Mellon, Drew 2012, 13, 14, 15
Metz, Dean L. 1955, 56
Mikla, Tony (Mgr) 1998, 99, 00, 01, 02
Miller, Leslie Creighton 1908, 09, 10
Miller, Austin (Mgr) 2015, 16, 17, 18
Miller, Cameron (Mgr) 2018
Miller, Charles W. 1925, 26, 27
Miller, Charles W. 1980, 81, 82
Miller, David (Mgr) 2011, 12, 13
Miller, John Robert 1942, 43, 44
Mills, Christopher L. 1991, 92, (93)
Ming, Marcus Aurelius Smith (Mgr) 1961
Mitchell, Lanny R. 1970, 71
Mitchell, Wm. (Mgr) 1961
Moe, Richard L (Mgr) 1954, 55, 56, 57
Money, Eric V. 1973, (74)
Morales, Tony Leyva 1947, 48, 50
Morris, Lawrence Charles 1917
Mosebar, David P. 1980
Mower, Richard Lee 1957, 58, (59)
Muehlebach, Lawrence M. 1988, 89, 90, (91)
Mueller, Robert Louis 1956, 57, 58
Muhlbach, Beau 2004
Murphy, Jack (Mgr) 1999, 00, 01, 02, 03
Myers, Eddie M. 1969, 70, 71
Myles, Gilbert 1975, 76, 77

N
Naegle, Raymond Lynn 1940
Najera, Magarito (Mgr) 2010, 11, 12, 13
Natyazhko, Kyryl 2010, 11, 12
Nehls, Joseph A. 1978, 79, (80)
Nelson, Myron 1929, 30, (31)
Newsome, John 1966, 67
Nordyke, Spencer P. (Mgr) 1930
Norman, Coniel 1973, (74)
Norris, William H. Jr. 1972
Nymeyer, Edward Fred 1956, 57, (58)

O
O'Donald, William A. 1955, 56, 57
O'Haco, Michael 1941
Oldham, James R. 1925
Onobun, Fendi 2006, 07, 08, 09
Oosterveen, Ernest 1955, 56
Othick, Matt 1989, 90, 91, (92)
Ourada, Tommy (Mgr) 2017, 18
Owes, Raymond 1992, 93, 94, (95)

P
Pace, Roy (Mgr) 1925
Padelford, John Carlton Jr. 1943, 47, (48)
Palm, Robert 1935
Parron, Kevin 2010, 11, 12, (13)
Pastner, Josh 1997, 98, 99, 2000
Patten, Eugene V. 1924
Patten, Harold A. 1928, 29, 30
Payne, Andrew (Mgr) 2014, 15, 16
Penner, Paul H. 1950
Perry, Jesse 2011, 12
Peters, Zach 2014
Peterson, Alan (Mgr) 2005, 06, 07, 08, 09
Peterson, Charles Phillip 1945
Peterson, Wiley K. 1928
Peyton, David (Mgr) 1954
PHELPS, Wilford W. 1916, 17
Pickett, Theodis 1964, 65, 66
Pinder, Keanu 2017, 18
Pistor, William Jacob 1919, 20, 21, 22
Pitts, Elliott 2014, 15, 16
Pitts, Wm. E. (Mgr) 1954
Ponsford, George A. 1932, 33, 34
Porter, Todd 1983
Porter, William A. 1915, 16
Post, James (Mgr) 2000, 01, 02
Preininger, Clair B. 1935
Prince, J.P. 2006
Pritchett, Bren (Mgr) 2018
Pryce, William M. 1928
Pugnale, Cooper (Mgr) 2013, 14

R
Rachim, Abe (Mgr) 1937

Raczynski, Adam (Mgr) 2004, 05, 06, 07
Radenkovich, Nick (Mgr) 2012, 13, 14, 15
Radenuvic, Ivan 2004, 05, (06), (07)
Raffety, Jack 1931, (32)
Randolph, Brandon 2018
Ranne, Jason 2001, 02, 03, (04)
Rappis, James M. 1973, 74, 75, (76)
Reagar, Ralph D. 1935
Rebstock, Duane 1909 (Mgr), 10, 11
Redd, Hadie 1954, 55
Redfern, Milton L. 1927, 28
Reeves, Khalid 1991, 92, 93, (94)
Reeves, Robert William 1955, (56), (57)
Reynolds, A.S. (Mgr) 1948, 50
Rhodes, Ralph Lyman 1913, 14
Rhodes, Raymond L. (Mgr) 1948, 49
Rhodes, William A. (Mgr) 1958
Richey, Jason 1994
Richmond, Lincoln A. 1944, 46, (47), 48, 49
Ricks, Claude Lee, Jr. (Mgr) 1947, 48
Ridge, Warren C. 1956, 57, (58)
Ridgway, George Richard 1929, 30, (31)
Rigdon, Dylan M. 1993, 94
Riggs, John D. 1930
Ristic, Dusan 2015, 16, 17, 18
Robertson, George B. (1909)
Robinson, Dwayne M. 1937
Rochlin, Abraham (Mgr) 1937
Rodgers, Chris 2003, 04, 05, 06
Rooks, Sean Lester 1989, 90, 91, (92)
Root, Richard A. 1966, 67, 67
Rosborough, Greg (Mgr) 2002, 03, 04, 05
Roth, Elijah (Mgr) 2017, 18
Rountree, George 1953, 54, (55)
Rubin, Jacob (Mgr) 2011
Ruman, Robert P. 1941, (42), 43
Rustand, Warren S. 1963, (64), 65

S
Salazar, Jose Urbano 1907, (08), 10
Sander, Ben (Mgr) 2012, 13, 14, 15
Sancet, Frank 1929
Schlebaum, Wm. Michael 1958
Schmidt, Casey 1990, 91
Scholtzhauer, Walter S. (1935), 36
Schuff, David A. 1951
Schwertley, Michael 2000, 02
Scott, Gregg 1983
Scurlock, Dan A. 1961
Seal, James G. 1959
Seavey, John (Mgr) 2013, 14, 15, 16
Seigle, Kenneth Garland 1937, 39
Sessions, Alm Preston 1913, 14, 15, (16)
Shakur, Mustafa, (Mgr) 2004, 05, (06), (07)
Sheridan, Hayden (Mgr) 2014, 2015, 16
Shoemaker, Tom R. 1951
Shumpert, D.J. 2009, 10
Sieger, Elias 1948
Silverstein, Louis 1944, 46
Simmons, Kobi 2017
Simon, Justin 2016
Simon, Miles 1995, 96, (97), (98)
Sirrinc, George Keith 1945
Skaigir, Joseph G. 1961, (62)
Skousen, Clarence 1925
Slonaker, Alter L. 1918, 19, (20)
Smallwood, Eugene E. (Mgr) 1951
Smith, Clarence J. Jr. (Mgr) 1951
Smith, Dylan 2018
Smith, Eddie (1984), 85
Smith, Frank H. Jr. 1980, 81, (82), 83
Smith, John A. 1978, 79, 80, 81
Smith, Ray 2016, 17
Smitheran, William R. 1953, 54
Sorenson, George 1927, (28), (29)
Souter, James (Mgr) 1958, (Mgr) 50
Spahn, Robert G. 1964, 65, (66)
Spaulding, George Frederick (1911)
Spencer, Lucas 2008
Stamps, Roland A. 1968
Stanton, Allan Jaynes 1951, 52
Steele, James Charles 1945
Stevens, Russell L. 1960, 61
Stevens, Sam S. 1946
Stewart, Jason 1997, 98, 99
Stewart, Jesse Hobson 1905
Stickney, Andrew (Mgr) 2016
Stokes, Edward K 1990, 91, 92, 93
Stoudamire, Damon 1992, 93, (94), (95)
Stoudamire, Salim 2002, 03, 04, (05)
Strigel, J. Donald 1928, 29, 30
Strong, Leon Henri 1909
Strong, Paul A. 1972, 73
Sullivan, James Daniel (1912)
Sutton, Tom 1966
Swick-Vialo, Mitchell 1930

T
Tait, Michael 1984

Tangara, Mohamed 2006, 07, 08
Tarczewski, Caleb 2013, (14), (15), (16)
Tatum, Tyler (Mgr) 2010, 11, 12
Taylor, Greg 1983
Taylor, Morgan 1983, 85
Taylor, Philip E. 1975, 76, 77, (78)
Tebbs, Quynn 1998
Terry, Jason 1996, 97, 98, (99)
Tewksbury, Raymond W. 1931
Thomas, Justyn (Mgr) 2015, 16, 17, 18
Thomas, Robert Russell 1921, 22, 23, 24
Thomason, Austin 1931
Thompson, Arthur Perry (Mgr) 1908
Tolbert, Byron Thomas 1987, 88
Tollefsen, Mark 2016
Thompson, Harvey 1982, 83, 84
Torres, Filberto 2002, 03, 04
Torres, Paul (Mgr) 2008
Tovrea, Harold Charles 1921, 22, (23), (24)
Tovrea, J. Howard (Mgr) 1928
Trask, William T. (Mgr) 1970
Treat, James M. (Mgr) 1972
Trier, Allonzo 2016, (17), 18
Trillo, Tyler 2017, 18
Triniman, Richard 1923
Trout, Maurice Kenneth 1949, 50
Troutz, Andrew Jack 1946
Truman, Irving F. 1913, 14
Tucker, Ben (Mgr) 2008, 09, 10, 11
Turley, Harold E. 1934, 35
Turner, Joe L. 1985, 86, 87, 88
Turner, John M. (Pat) 1936
Turner, John W. Jr. 1930
Turner, Josiah 2012
Tyler, C.J. (Mgr) 2016, 17, 18

U
Udall, Calvin H. 1945
Udall, Morris K. 1942, (47), 48
Udall, Stewart Lee 1939, 40, 46
Ugrin, John A. 1969, 71
Underhill, Howard Lawrence Talcott . 1911 (Mgr), 12

V
Van Atta, Thomas A. (Mgr) 1955
Van Coevering, James 1969, 70
Van Dusan, Robert E. 1923
Van Hook, Jack R. 1936
Van Keuren, Jordan (Mgr) 2010
Vasey, Kyle (Mgr) 2012, 13, 14
Verdejo, Jesus 2005
Vialo, Mitchell Swick 1930
Vickers, Elmer Francis Jr. 1934, 35, (36)
Vlahogeorge, John 1982

W
Wagner, Joseph William 1955, (56)
Wakefield, James H. 1973, 74
Walker, Rickey 1982
Wallace, Thomas Jay 1918, 19, (21), 22
Walters, Charles N. (Mgr) 1936
Walters, Kirk 2004, 05, 06, 08
Walton, Luke 2000, 01, (02), (03)
Warford, Ralph Elmo 1935, 36, (37)
Warner, William 1969, 70, 71
Warnock, Harold Charles 1932, 33, 34
Warren, Isaiah (Mgr) 2014, 15
Washington, Herbert A. 1907
Webb, Wilber C. 1930
Weese, Charles Wm. 1960, (61)
Welton, Rex M. 1967, 68, 69
Weigl, Nathan (Mgr) 2001, 02, 03, 04
Wessel, Justin 1998, 99, 2000, (01)
Westfall, Leslie 1940, 41, 42
Weyand, Matthew 2018
Wheatley, Bruce M. 1986
Wiepking, Max 2010, 11, 12, 13
Williams, Brian C. 1990, 91
Williams, Corey 1993, 94, 95, (96)
Williams, Derrick 2010, 11
Williams, Joe (Mgr) 2002, 03, 04, 05
Williams, Marcus 2006, 07
Williams, Peter (1984), 85
Williams, Thomas 1977, 78
Wilson, Gordon Kenneth 1954
Wilson, Puntus 1983
Wilson, Traves 1999
Winters, Ralph Curtis 1935
Wise, Dondre 2010, 11, 12
Wise, Nic 2007, 08, (09), (10)
Wolfen, Hugh M. 1907
Womack, Wayne 1989, 90, 91, (92)
Wood, Osie Leon III 1980
Wooddell, Charles Edward 1905
Woods, Loren 2000, (01)
Wright, Michael 1999, 2000, 01
Wuerderman, Emil K. 1905
Wuerderman, Walter Henry 1910

Y
York, Gabe 2013, 14, 15, (16)
Young, Robert Kirk 1960, 61, 62
Yurkovich, Dan 1945

Z
Zahn, Andrew 2002
Zeller, Miles Murton 1959
Zeno, Michael G. 1979

Active Players listed in Bold
() Captain

Head Coaches
Davis, Walter 1924-25
Enke, Fred A. 1925-61
Kates, Orin A. 1904-06
Kleeberger, Frank L. 1911-12
Trillo, Tyler 1961-72
Lindsey, Ben 1982-83
Troutt, Maurice Kenneth 1914-21
Miller, Sean 2009-pres.
Olson, Lute 1983-2007
O'Neill, Kevin 2007-08
Pennell, Russ 2008-09
Pierce, James H. 1921-23
Quigley, Raymond L. 1912-14
Rosborough, Jim 2000-01
Snowden, Fred 1972-82
Stanley, Basil 1923-24
Unkown 1906-11

Assistant Coaches
(Since 1953)
B
Burmeister, Ken 1983-86
Byrdson, Ricky 1982-88

D
Dempsey, Cedric 1963-66
Dunlap, Mike 2008-09

E
Evans, Jessie 1988-97

F
Frink, Mike 1978-81

G
Geary, Reggie 2007-09
Gordy, Len 1977-82

H
Hansen, Bob 1969-73
Heintz, Gary 1981-82
Holmes, Jerry 1972-75, 1977-83

J
John, Jay 1998-02
Johnson, Albert 1968-72
Johnson, Phil 1993-98

L
Larson, Bruce 1958-61
Lee, Warner 1961-63

M
Maxey, Ken 1973-77
McAndrews, Tony 1987-93
Miller, Archie 2009-11

O
O'Neill, Kevin 1986-89

P
Pasternack, Joe 2011-17
Pastner, Josh 2002-08
PHELPS, Mark 2015-pres.

R
Richardson, Emanuel 2009-17
Romar, Lorenzo 2017-pres.
Rosborough, Jim 1989-07

Since 1940

00

Gilbert Myles, G, 1975-78
Anthony Cook, F, 1986-89

0

Gilbert Arenas, G, 2000-01
Jerryd Bayless, G, 2008
Dondre Wise, G, 2011-12
Parker Jackson-Cartwright, G, 2015-18

1

Leon Wood, G, 1980
Fendi Onobun, F, 2009
Kyryl Natyazhko, C, 2010-11
Sidiki Johnson, F, 2012
Gabe York, G, 2013-16
Rawle Alkins, G, 2017-18

2

Luke Recker, G/F, 2000
Michael Wright, F, 2001
Isaiah Fox, C, 2003-06
Zane Johnson, F, 2008-09
Daniel Bejarano, G, 2011
Mark Lyons, G, 2013
Ray Smith, G/F, 2016
Kobi Simmons, G, 2017

3

Garland Seigle, G, 1940
Gail Standage, F, 1945
Tony Morales, F, 1949-50
Art Carroll, F, 1951
Haddie Redd, F, 1952
Jackson Eddy, F, 1953
Rudy Garcia, G, 1957
Jon Conner, G, 1959-60
Khalid Reeves, G, 1991-94
Loren Woods, C, 2000-01
Will Bynum, G, 2002-03
Marcus Williams, G, 2006-07
Kevin Parrom, G/F, 2010-13
Craig Victor, F, 2015
Justin Simon, G, 2016
Dylan Smith, G, 2018

4

L.J. Cox, C, 1940
Helm Hugh, G, 1941
Sidney J. McDuff, G, 1945
William Storie, F, 1946
Leo Johnson, G, 1950-51
Jon Bruner, F, 1952-53
Rick Dienes, G/F, 1960
Bill Mower, G, 1960-61
Buster Forbes, G, 1962
Ben Davis, C, 1995-96
Luke Walton, F, 2000-2003
Garland Judkins, G, 2009-10
T.J. McConnell, G, 2014-15

5

John Black, G, 1940-41
Jimmy Steele, F, 1945
Tim Ballantyne, C, 1946
Leon Blevins, F, 1949-50
Dave Schuff, F, 1951
Oscar Islas, F, 1952
Rudy Castro, G, 1953
Terry Coyle, G, 1955
Frank Nelson, G, 1957
Andy Liechty, F, 1959
Bill Mower, G, 1960-61
Buster Forbes, G, 1962
Ruben Douglas, G, 1999
Travis Hanour, G, 2001-02
Jawann McClellan, G, 2005-08
Robert Arvizu, G, 2011-12
Stanley Johnson, F, 2015
Kadeem Allen, G, 2016-17
Brandon Randolph, G, 2018

6

Mike O'Haco, G, 1940
Bob Ruman, F, 1941
John Angulo, F, 1945-46

7

Don Gatchel, G, 1940-41

Jack Troutz, F, 1945-46

8

Dave Hood, G, 1940
Mike O'Haco, F, 1941
Louis Silverstein, G, 1945-46

9

Wilmer Harper, F, 1940-41
Paul Lerado, G, 1945
Fred W. Enke, F, 1946

10

Lynn Naegle, F, 1940-41
Philip Peterson, C, 1945
William Elder, F, 1946
Jim Steele, F, 1948
Jon Conner, G, 1959-60
Wes Flynn, G, 1962-63
Ken Kurtz, G, 1965
Walt McKinney, G, 1969-71
Joe Nehls, G, 1977
Russell Brown, G, 1978-81
Brock Brunkhorst, G, 1982-85
Jason Richey, G, 1994
Mike Bibby, G, 1997-98
Lauri Markkanen, F, 2017

11

Leslie Westfall, C, 1940
Adolph Matulis, G, 1941
Stewart Udall, G, 1946
Jim Troutt, F, 1949-51
Ed Fender, G, 1952
Ted Lazovich, F, 1955
Rudy Garcia, G, 1959
Bob Jordan, G, 1960
Wes Flynn, G, 1962
Chuck Lavetter, G, 1963
Bob Spahn, G, 1966
John Padelford, G, 1969
Lanny Mitchell, G, 1970-71
Jim McLaughlin, G, 1972
Maxey Sylvester, G, 1976
Michael Tait, G, 1984-85
Kenny Lofton, G, 1986-89
Casey Schmidt, G, 1990-91
Dylan Rigdon, G, 1994
Kelvin Eafon, G, 1995-96
Travis Wilson, G, 1999
Jason Ranne, G, 2001-04
David Bagga, G/F, 2006-09
Josiah Turner, G, 2012
Aaron Gordon, F, 2014
Allonzo Trier, G, 2016
Ira Lee, F, 2018

12

George Jordan, F, 1940
Harry Chambers, C, 1941
Robert Fitzpatrick, G, 1945
Marvin Borodkin, G, 1946
Bob Honea, F, 1949-51
Tom Cash, F, 1952
David Inglis, G, 1953
John Cushman, F, 1957
Andy Liechty, F, 1959
Bob Jordan, G, 1960
Bill Decker, G, 1962
Dennis Albright, F/G, 1963-65
Pat McAndrew, G, 1966-67
Roland Stamps, G, 1968
Mark Scurich, G, 1970
Ron Allen, G, 1973-74
Gary Harrison, G, 1975-77
Tommy Williams, G, 1978
Ricky Walker, G, 1981-82
Puntus Wilson, G, 1983
Matt Othick, G, 1989-92
Josh Pastner, G, 1997-00
Fil Torres, G, 2003-04
Daniel Dillon, G, 2005-08
Lamont Jones, G, 2010-11
Ryan Anderson, F, 2015-16

13

Carl Cameron, G, 1940
Art Mallamo, G, 1941
Keith Sirrine, G, 1945
Ernie McCray, F, 1959-60
Bill Decker, G, 1962

Rolf Jacobs, F, 1985-87
Donnell Harris, F, 1995-98
Andrew Zahn, F, 2001-02
Chris Rodgers, G, 2003-06
Nic Wise, G, 2007-10
Nick Johnson, G, 2012-14
Deandre Ayton, F, 2018

14

Carl Berra, F, 1940
Lauren Batty, G, 1941
Donald Higgins, C, 1945
C.L. Bradford, F, 1946
Art Carroll, G, 1949
Manuel Gutierrez, G, 1950
Bob Davis, G, 1951
Web Small, G, 1952
Allan Stanton, G, 1953
Bill Wagner, G, 1955
Dick Mowher, F, 1959-60
Kirk Young, F, 1960-62
Albert Johnson, C/F, 1963-65
Bill Davis, F/C, 1967-68
Bill Warner, G, 1969-71
Gene Moore, F, 1972
Eric Money, G, 1973-74
Steve Kanner, G, 1975
Tom Ehlmann, G, 1976
John Smith, G, 1978-81
John Vlahgeorge, G, 1982
Ken Ensor, G, 1983
Eddie Smith, F, 1984-85
Jason Richey, G, 1995
James Harbour, G, 1996
Ortege Jenkins, G, 1997
Michael Schwertley, F, 2000-01
Peter Hansen, F, 2002
Beau Muhlbach, G, 2004-05
Mohamed Tangara, F, 2006-08
Brendon Lavender, G, 2009
Kyryl Natyakhko, C, 2012
Dusan Ristic, C, 2015-18

15

Tom Allan, F, 1940-41
Harold Goodman, F, 1945-46
Jack Howell, 1951
Kevin Rountree, F, 1953-55
Wayne Burke, F, 1959
Kirk Young, F, 1960-62
Warren Rustand, G, 1963-65
Dick Root, F, 1966-68
Warren Flagg, G, 1970
Scott Gardner, G, 1972
Jim Rappis, G, 1973-76
Steve Lake, G, 1978
Ron Davis, F, 1980-81
Pete Murphy, G, 1982
Joe Mclean, G, 1993-96
John Ash, G, 1998-01
Mustafa Shakur, G, 2004-07

16

William Flake, G, 1940-41
Robert Kryder, C, 1945
John McIntyre, F, 1946

17

Stewart Udall, G, 1940
Les Westfall, C, 1941
Clarence Capps, G, 1945
Lincoln Richmond, F, 1946
Sam Stevens, C, 1946
Al Kivel, F, 1947

18

Gerald Badgett, G, 1946

19

Billy Mann, G, 1947
Roman De Sanctis, F, 1949
Howard Lopizich, G, 1950
Roy Brown, G, 1953

20

John Padelford, F, 1947-48
Bill Boyer, F, 1950
Oscar Bueno, F, 1951
Larry Ewald, C, 1959
Dick Cunningham, G, 1960
Dan Breck, C, 1962

Eddie Brown, G, 1963
Chuck LaVetter, G, 1964
Dennis Rajsich, G, 1968-70
Greg Lloyd, F, 1977
Troy Cooke, G, 1983-84
Craig McMillan, G, 1985-88
Damon Stoudamire, G, 1992-95
Salim Stoudmire, G, 2002-05
Dondre Wise, G, 2010
Jordin Mayes, G, 2011-14
Kadeem Allen, G, 2015
Talbot Denny, F, 2018

21

Max Spilsbury, C, 1947
Cecil Crouch, F, 1948-49
Roger Johnson, G, 1950-52
James Brown, G, 1953
Jim Brower, G, 1955
Dan Breck, C, 1962
Jim Douglas, F, 1963
Jamie Foster, F, 1965
Gordon Lindstrom, F, 1966
Mike Welton, G, 1967-69
Charles McKee, G, 1970
Jim Huckstein, G, 1971
Dick Mowher, F, 1959-60
Jim Huckstein, G, 1972
Jim McLaughlin, G, 1973
Len Gordy, G, 1974-77
Robbie Dosty, F, 1978-81
Keith Jackson, F, 1982-85
Eric Cooper, G, 1986-87
Brian Williams, C/F, 1990-91
Brian Nelson, G, 1992
Etdrick Bohannon, C, 1993
Andy Brown, F, 1994
Bennett Davison, F, 1997-98
Michael Wright, F, 1999-2000
Hassan Adams, G, 2003-06
Kyle Fogg, G, 2009-12
Brandon Ashley, F, 2013-15
Chance Comanche, C, 2016-18

22

Link Richmond, F, 1947-49
Honon Thomas, F, 1950
Gayle Smith, G/F, 1951
George Roundtree, G, 1952
Frank Nogales, F, 1953
Bill O'Donald, F, 1955
Cal Durand, G, 1957
Rudy Garcia, G, 1959
Rick Dienes, G/F, 1960
Keith Frye, G, 1962
Charlie Cook, G, 1963-64
Buddy Doolen, G, 1963-65
Nyal Leslie, G, 1966
Bradley Greene, G, 1967-68
Larry Rote, G, 1970
John Bradley, F, 1972
Coniel Norman, G/F, 1973-74
Herman Harris, G/F, 1974
Tom Ehlman, G, 1975
Tim Marshall, F, 1976-78
Ray Donnelly, F/G, 1979-80
Greg Cook, F, 1981-1982
Greg Scott, G, 1983
Ken Ensor, G, 1984
Bruce Fraser, G, 1985-87
Ray Owes, F, 1992-95
Rick Anderson, F, 1999
Jason Gardner, G, 2000-03

23

Tony Morales, F, 1947-48
Jack Voorhies, G/F, 1950
John Peterson, C, 1951
Charles Leftault, G, 1952-53
Haddie Red, G, 1955
Larry Ewald, C, 1959
Dick Cunningham, G, 1960
Keith Frye, G, 1962
Jamies Foster, F, 1963
Ted Pickett, F, 1965-66
Gordon Lindstrom, F, 1967-68
Wayne Burke, F, 1959
Tom Lee, F, 1969-71
Bill Norris, G, 1972
Greg Lloyd, G, 1976
Tom Tolbert, C/F, 1987-88

Deron Johnson, F/G, 1990-93
 Michael Dickerson, F, 1995-98
 Lamont Frazier, G, 2000-01
 Jesus Verdejo, G, 2005-06
 Derrick Williams, F, 2010-11
 Rondae Hollis-Jefferson, F, 2014-15
 Mark Tollefsen, F, 2016
 Alex Barcello, G, 2018

24

Steve Chalmers, F, 1947
 Murray Hammock, G, 1948
 George Greene, G, 1948-50
 Bill Kemmeries, F, 1951-53
 Ernie Oosterveen, G, 1955
 Louis Hopkins, G, 1959
 Mike Schleibaum, F, 1960
 Eddie Brown, G, 1962
 Dan Breck, C, 1963-64
 Kevin Kelly, F, 1966
 Wayne McDonald, F, 1967
 John Ugrin, F, 1969
 Youree Myers, G, 1971
 Ed Weatherspoon, G, 1972
 Randy Echols, G/F, 1973
 Herman Harris, G/F, 1975-77
 Joe Nehls, G, 1978-1980
 Jeff Collins, G, 1981-1982
 David Haskin, G/F, 1983-86
 Matt Muehlebach, G, 1988-91
 Sean Allen, G/F, 1992
 Quynn Tebbis, G, 1997-99
 Russell Harris, G, 2001
 Andre Iguodala, F, 2003-04
 Fendi Onobun, F, 2006-08
 Brendon Lavender, G, 2010-12
 Elliott Pitts, G, 2014-16
 Ray Smith, G/F, 2017
 Emmanuel Akot, G, 2018

25

Joe Cherry, G, 1947
 Bill Mann, G, 1948-49
 Cecil Crouch, F, 1950
 Bill Lutich, C/G, 1951
 Jim Johnston, F, 1952
 William Smitheran, G, 1953
 Lee Warner, F, 1959-60
 Jon Crawford, G, 1959
 Mike Schleibaum, F, 1960
 Eddie Brown, G, 1962
 John Newsome, G, 1966-67
 Tony Hatch, G, 1968
 Tom Lawson, F, 1970
 Ron Fuller, G/F, 1976
 Steve Kerr, G, 1984-88
 Dylan Rigdon, G, 1993
 Keanu Pinder, F, 2017-18

26

George Genung, G, 1947
 John McIntyre, G/F, 1948
 Bruce Larson, F, 1949
 Bill Lutich, C, 1950

27

Tim Ballantyne, C, 1947
 Steve Chalmers, F, 1948
 Allen Stanton, G, 1951
 Larry Brown, G, 1953

28

Sam Stevens, C, 1947

29

Tim Borodkin, G, 1947
 Elias Sieberg, G, 1948
 Bob Verbica, F, 1950

30

Junior Crum, C, 1947-48
 Jim Johnston, F, 1950
 Leon Goar, F, 1955-57
 Ernie McCray, F, 1959-60
 Don Wright, G, 1951
 Charlie Cook, G, 1962
 Regis Dauk, G, 1963
 Harvey Fox, F, 1964-66
 Mickey Foster, F/G, 1968-70
 Tom Lawson, G/F, 1971-72
 Wayne Womack, F, 1989-92

Justin Wessel, F, 1997-01
 Matt Brase, F, 2004-05
 J.P. Prince, G, 2006-07
 Angelo Chol, F, 2012-13

31

Fred W. Enke, G, 1947-48
 Rudy Delgado, C/F, 1949
 Jim Dunlap, C, 1950-53
 Bill Smitheran, G, 1951
 Leon Goar, F, 1955
 Jim Brittain, C, 1959
 Bill Weese, G, 1960
 Charlie Cook, G, 1962
 Joe Nehls, G, 1979
 Frank Smith Jr., F, 1980-83
 Marty Barmentloo, F, 1994-95
 Jason Terry, G, 1996-99
 Matt Korcheck, F, 2014-15

32

Joe Cherry, C, 1948-49
 Ned Darnall, C, 1950
 Sid Kain, C, 1951-53
 Frank Craig, F, 1955
 Gene Baldwin, G, 1957
 Jim Brittain, C, 1959
 Bill Weese, G, 1960
 Larry Harris, F, 1962-64
 Mike Aboud, F, 1965-67
 Richard Barnes, F, 1968-70
 Phil Edwards, F, 1971
 Dave Burns, C/F, 1973-75
 Larry Demic, F, 1976-79
 Ernest Taylor-Harris, C, 1982
 Pete Williams, F/C, 1984-85
 Sean Elliott, G/F, 1986-89

33

Morris Udall, C, 1947-48
 Junior Crum, C, 1949
 Paul Penner, C, 1950
 Jerry Dillon, C, 1951-52
 T.J. Case, G, 1953
 Darrell Blankinship, C, 1955
 Dick Mower, G, 1957
 Miles Zeller, G, 1959-60
 Bill Weese, G, 1961
 Larry Harris, F, 1962
 Tom LaVoy, F, 1963-65
 Roger Brautigan, G, 1966
 Warren Anderson, F, 1968-70
 Greg Aitchinson, F, 1972
 Brian Jung, C, 1976-77
 Rick Whyte, G, 1978
 Greg Hawthorne, C, 1979-80
 Mark Jung, C, 1982
 Todd Porter, G/F, 1983
 Joe Turner, C/F, 1985-87
 Ron Curry, F, 1989
 Corey Williams, F, 1993-96
 Eugene Edgerson, F, 1997-01
 Rick Anderson, F, 2003
 Mohamed Tangara, F, 2005
 Lucas Spencer, G, 2008
 D.J. Shumpert, F, 2009-10
 Jesse Perry, F, 2011-12
 Grant Jerrett, F, 2013
 Zach Peters, 2014

34

Bill O'Donald, F, 1957
 Miles Zeller, G, 1959-60
 Regis Dauk, G, 1962
 Dale Deschamps, F, 1973
 Steve Kanner, G, 1974
 Mitchell Jones, F, 1975-78
 John Hutcherson, F, 1979-80
 Harvey Thompson, G, 1981-84
 Brian David, F, 1986-90
 Morgan Taylor, F, 1985
 Tony Clark, G/F, 1991
 Miles Simon, G, 1995-98
 Dennis Lattimore, F, 2002-03
 Chase Budinger, F, 2007-09

35

Warren Ridge, G, 1957
 Louis Hopkins, G, 1959
 Ken Harris, F, 1960
 Regis Dauk, G, 1961-62

Lynard Harris, C, 1973
 Kevin Kincade, F, 1974
 Tim Marshall, F, 1975
 Ron Fuller, G, 1977-78
 Donald Mellon, F/G, 1979-83
 Jud Buechler, F, 1987-90
 Rick Anderson, F, 2000-02
 Kaleb Tarczewski, C, 2013-16
 Allonzo Trier, G, 2017-18

40

Terry Coyle, G, 1957
 Jon Crawford, G, 1959
 Ken Harris, F, 1960
 Dan Scurlock, C, 1962
 Monte Clausen, C, 1963
 Tom Sutton, C, 1965-66
 Bill Wilson, C, 1968
 Rick Allen, F, 1970
 John Ugrin, F, 1971
 Lynard Harris, F/C, 1972
 Jarvis Kelley, F, 1994-95
 Jason Lee, G, 1997
 Loren Woods, C, 1999

41

Bob Mueller, F, 1957
 Mike Schleibaum, G, 1959
 Marv Dutt, F, 1960-61
 Bob Hansen, 1964-66
 James Hansen, F, 1967-69
 John Harbour, F, 1969
 Bruce Anderson, F, 1970-72
 Tom Lawson, F, 1973
 John Bradley, F, 1974
 Bob Aleksa, C, 1975-77
 Raymond Murdock, F/G, 1978
 Jack Magno, F, 1982-83
 Ed Stokes, F/C, 1990-93

42

Bill Reeves, F, 1955-57
 Mike Schleibaum, G, 1959
 Marv Dutt, F, 1960-61
 Lee Engbretson, C/F, 1963
 Ralph Miller, C, 1967
 John Harbour, F, 1968
 Bill Wilson, C, 1970
 Paul Strong, F, 1971-73
 Jay Geldmacher, F, 1974-77
 Perry Novelli, G, 1978-79
 Sean Rooks, C, 1988-90
 Chris Mills, F/G, 1990-93
 A.J. Bramlett, C, 1996-99
 Jamelle Horne, F, 2008-11

43

Ed Nymeyer, F, 1957
 Jim Seal, F, 1959
 Lee Warner, F, 1959-60
 Joe Skaisgir, F, 1961-62
 Gerald Jacobs, 1965-67
 Jim VanCoevering, C, 1968-70
 Phil Edwards, C, 1972
 Jordan Hill, F, 2007-09

44

Bob McInerney, C, 1959
 Russ Stevens, C, 1960-61
 Mike Kordik, C, 1966-68
 Eddie Myers, C, 1969
 Phil Edwards, C, 1973
 Jerome Gladney, F, 1974-77
 Michael Zeno, F, 1979-80
 Kevin Roundfield, F, 1982
 Andy Wooddti, C, 1984
 Harvey Mason, G, 1987-90
 Reggie Geary, G, 1993-96
 Richard Jefferson, F, 1999-01
 Chris Dunn, F, 2003
 Bret Brielmaier, F, 2005-08
 Solomon Hill, F, 2010-13
 Trey Mason, G, 2014-16

45

Lou Hopkins, C, 1957
 Russ Stevens, C, 1960-61
 Bruce Wheatley, C, 1986-87
 Mark Georgeson, C, 1988-89
 Sean Rooks, C, 1990-92
 Channing Frye, C, 2002-05

Ross Davidson, F, 2010

50

Robert Maxwell, G, 1959
 Carl Wheeler, F/C, 1960
 Monte Clausen, C, 1962
 David Mosebar, C, 1980-81
 John Edgar, C, 1985-86
 Joseph Blair, F/C, 1993-96
 Alex Jacobson, C, 2008-12
 Jacob Hazzard, G, 2013-16
 Tyler Trillo, G, 2017-18

51

Robert Maxwell, G, 1959
 Carl Wheeler, F/C, 1960
 Monte Clausen, C, 1961-62
 Kevin Flanagan, F, 1990-94
 Quinton Crawford, G, 2012-13
 Paulo Cruz, G, 2016-17

52

Lee Warner, F, 1960
 Gary Tucker, C, 1962
 Jim Wakefield, C, 1973-74
 Phil Taylor, F, 1975-78
 Charles Miller, C/F, 1979-82
 Morgan Taylor, F, 1983
 Greg Taylor, F, 1983-84
 Jason Stewart, G, 1998-99
 Isaiah Fox, C, 2002
 Max Wiepking, F, 2010-13
 Chris Johnson, F, 2014
 Kory Jones, G, 2017-18

53

Earl Lubers, C, 1957
 Dan Scurlock, C, 1961-62

54

Jim Seal, F, 1959
 Doug Chapman, C, 1960
 Dan Scurlock, C, 1962
 Al Fleming, F, 1973-76
 Phil Taylor, C, 1978
 Van Beard, C, 1984
 Robertas Javotkas, C, 2000
 Kirk Walters, C, 2004-08
 Eric Conklin, 2014
 Matthew Weyand, 2018

55

Bob McInerney, C, 1959
 Doug Chapman, C, 1960
 Art Lazar, F, 1961
 Gary Tucker, C, 1962
 Eddie Myers, C, 1970-71
 John Irving, F, 1973
 Bob Elliott, C, 1974-77
 John Belobraydic, F/C, 1979-83
 Ivan Radenovic, F, 2005-07
 Drew Mellon, F, 2012-15
 Jake Desjardins, F, 2017-18

Name	Years	GP	GS	Min	MPG	FG	FGA	Pct.	3FG	3FGA	Pct.	FT	FTA	Pct.	OR	DR	Tot	RPG	PF	D	A	TO	Blk	S	Pts.	Avg.	
Mike Aboud	1965-67	63				177	399	.444				63	100	.630			408	6.5	182	9					417	6.6	
Hassan Adams	2003-06	130	100	3609	27.8	750	1503	.499	75	241	.311	243	345	.704	319	387	706	5.4	263	3	259	255	85	238	1818	14.0	
Sol Ahee	1945	6				3						1	1	1.000					7	0					7	1.2	
Dennis Albright	1963-65	26				21	47	.447				16	28	.571			22	0.8	5	0					58	2.2	
Bob Aleksa	1974-77	25		2.5	0.1	11	22	.500				10	16	.625			23	0.9	5	0	0	0	0	0	32	1.3	
Sean Alle	1992	11	0	40	3.6	7	15	.467				9	14	.643	2	7	9	0.8	4	0	0	5	3	2	23	2.1	
Rawle Alkins	2017	37	36	1037	28.0	143	309	.463	44	119	.370	74	101	.733	57	126	183	4.9	81	0	76	67	17	33	404	10.9	
Kadeem Allen	2016-17	68	61	1867	27.5	207	451	.459	50	125	.400	153	211	.725	20	223	243	3.6	165	3	222	133	48	88	617	9.1	
Rick Allen	1970	4				0	0	.000				4	4	1.000			3	0.8	0	0					4	1.0	
Ron Allen	1973-74	49				181	397	.456				51	74	.689			91	1.9	95	2	69				413	8.4	
Tom Allin	1940-44	41				28						18	35	.514					17	0					74	1.8	
Bruce Anderson	1970-72	69				338	767	.441				130	235	.553			546	7.9	182	3					806	11.7	
Rick Anderson	1999-03	124	70	2496	20.1	354	739	.479	84	233	.361	176	247	.713	218	354	572	4.6	275	10	146	142	64	66	968	7.8	
Ryan Anderson	2016	33	33	963	29.1	174	319	.549	2	7	.286	155	208	.745	99	235	334	10.1	69	1	26	63	20	23	505	15.6	
Warren Anderson	1968-70	25				18	48	.375				12	27	.444			44	1.8	23	1					48	1.9	
John Angulo	1944-46	16				2						3	3	1.000					8	0					7	0.4	
Gilbert Arenas	2000-01	70	64	2137	30.5	395	847	.466	107	296	.361	208	282	.738	68	201	269	3.8	165	4	155	188	16	136	1105	15.8	
Robert Arvizu	2011-12	6	0	10	1.7	0	0	.000	0	0	.000	2	2	1.000	1	0	1	0.2	3	0	0	0	0	0	2	0.3	
John Ash	1997-01	48	1	161	3.4	5	17	.294	2	7	.286	20	29	.690	3	15	18	0.4	16	0	7	18	0	4	32	0.7	
Brandon Ashley	2013-15	95	81	2383	25.1	352	678	.519	26	68	.382	249	344	.724	164	346	510	5.4	272	9	71	146	59	55	979	10.3	
Badgett	1946	11				12						4	9	.444					7	0					26	2.4	
David Bagga	2006-09	26	0	42	1.6	9	19	.474	5	12	.417	2	2	1.000	0	4	4	0.2	6	0	0	6	0	2	25	1.0	
Gene Baldwin	1957	18				3	19	.158				10	23	.435			15	0.8	6	0					16	0.9	
Tim Ballantyne	1942-44,46-47	78				169						88	103	.854					242	23					426	5.5	
Marry Barmontoo	1995	9	0	29	3.2	5	8	.625	0	0	.000	0	1	.000	2	6	8	0.9	7	0	1	2	0	0	10	1.1	
Richard Barnes	1968-70	24				8	25	.320				4	12	.333			16	0.7	21	0					20	0.8	
John Barringer	1937	25				58						14	31	.452					42	3					130	5.2	
Lauren Batty	1941	4				1						0	0	.000					0	0					2	0.5	
Jerry Bayless	2008	30	30	1072	35.7	173	378	.458	59	145	.407	187	223	.839	13	69	82	2.7	66	0	121	89	3	29	592	19.7	
Daniel Bejarano	2011	8	0	30	3.8	1	8	.125	1	8	.125	3	4	.750	1	3	4	0.5	0	0	0	0	0	1	6	0.8	
John Belobradic	1980-83	93	44	1743	18.7	152	309	.492	3	5	.600	76	110	.691			304	3.3	264	12	46	44	19	55	380	4.1	
Craig Bergman	1987-88	23	0	52	2.3	5	14	.357				2	3	.667	5	9	14	0.6	8	0	3	6	0	3	15	0.7	
Carl Berry	1938-40	68				136						76	79	.962					132	5					348	5.1	
Mike Bibby	1997-98	69	69	2234	32.4	360	789	.456	144	369	.390	197	270	.730	49	166	215	3.1	134	4	377	178	14	143	1061	15.4	
John Black	1939-41	64				130						44	43						98	6					304	4.8	
Tom Black	1944	13				17						12	26	.462					21	2					46	3.5	
Joseph Blair	1993-96	104	66	2570	24.7	470	767	.613	0	1	.000	146	316	.462	259	413	672	6.5	241	5	88	150	101	64	1086	10.4	
Darrell Blankinship	1955	23				36	102	.353				16	39	.410			70	3.0	39	0					88	3.8	
Leon Blevins	1949-50	59				341	961	.355				170	237	.717					118	0					852	14.4	
John Bliss	1948	2				1						1	1	1.000					0	0					3	1.5	
Eddrick Bohannon	1993	24	0	203	8.5	23	52	.442	0	0	.000	17	31	.548	28	24	52	2.2	23	0	12	15	14	8	63	2.6	
Marv Borodkin	1942-43,46-47	93	0	0	-	140			0	0	.000	88	91	.967	0	0	0	0.0	200	3	0	0	0	0	0	368	4.0
Dick Bowen	1948	2				0						0	0	.000					1	0					0	0.0	
Bradford	1946	15				4						5	9	.556					8	0					21	1.4	
John Bradley	1972-74	9				3	6	.500				2	3	.667			2	0.2	2	0					8	0.9	
A.J. Bramlett	1997-99	127	92	2884	22.7	435	828	.525	0	1	.000	228	416	.548	306	511	817	6.4	338	12	102	160	104	87	1098	8.6	
Matt Brase	2004-05	26	0	70	2.7	9	20	.450	1	14	.071	0	4	.000	6	6	12	0.5	5	0	7	7	0	1	19	0.7	
Roger Brautigan	1966-67	24				14	43	.326				10	17	.588					18	0	22	0			38	1.6	
Dan Breck	1962-64	76				143	388	.369				92	169	.544			329	4.3	172	10					378	5.0	
Bret Briemlaier	2005-08	92	11	905	9.8	59	104	.567	0	0	.000	37	66	.561	75	104	179	1.9	85	1	22	30	5	16	155	1.7	
Jim Brittain	1959	21				52	156	.333				33	44	.750			144	6.9	62	5					137	6.5	
Jim Brower	1953-55	75				242	703	.344				137	206	.665			297	4.0	277	20					621	8.3	
Andy Brown	1994	15	0	25	1.7	2	4	.500	0	0	.000	1	2	.500	1	4	5	0.3	1	0	2	1	0	2	5	0.3	
Eddie Brown	1962	2				0	3	.000				0	1	.000			1	0.5	1	0					0	0.0	
Larry Brown	1954	4				1	5	.200				2	6	.333					5	0					4	1.0	
Roy Brown	1953	1				1	3	.333				2	3	.667			1	1.0	0	0					4	4.0	
Russell Brown	1978-81	107	96	3553	33.2	276	619	.446				150	200	.750			275	2.6	226	3	810	172	13	177	702	6.6	
Brock Brunkhorst	1982-85	103	85	2753	26.7	296	683	.433				141	189	.746			189	1.8	268	11	4						

INDIVIDUAL CAREER STATS



Name.....	Years	GP	GS	Min	MPG	FG	FGA	Pct.	3FG	3FGA	Pct.	FT	FTA	Pct.	OR	DR	Tot	RPG	PF	D	A	TO	Bk	S	Pts.	Avg.	
Daniel Dillon.....	2005-08	113	6	1189	10.5	57	158	.365	31	93	.333	41	63	.651	31	70	101	0.9	115	0	86	57	4	37	186	1.6	
Jerry Dillon.....	1951-52	57				144	506	.281				125	206	.607			455	8.0	165	0	72				413	7.2	
Ray Donnelly.....	1979-80	45	5	393	8.7	55	134	.410				15	30	.500			47	1.0	71	1	16	15	1	6	125	2.8	
Thomas Donovan.....	1943	9				12						3							11	0					27	3.0	
Buddy Doolen.....	1963-65	74				194	467	.415				115	170	.676			209	2.8	163	3					503	6.8	
Robby Dosty.....	1978-81	68	44	1528	22.5	268	560	.479				142	193	.736			341	5.0	153	3	48	41	9	45	678	10.0	
Jim Douglas.....	1963	5				2	12	.167				2	3	.667			13	2.6	7	0					6	1.2	
Ruben Douglas.....	1999	27	14	563	20.9	78	202	.386	29	87	.333	31	51	.608	8	48	56	2.1	54	0	55	6	6	21	216	8.0	
Jim Dunlap.....	1950-52-53	82				98	333	.294				92	169	.544			224	2.7	139	3	11				288	3.5	
Cal Durand.....	1957	2				1	1	1.000				0	0	.000					0	0					2	1.0	
Marv Durt.....	1960-61	50				149	389	.383				121	176	.688			270	5.4	113	4					419	8.4	
Kevin Eafon.....	1995-96	31	0	104	3.4	12	33	.364	3	15	.200	4	6	.667	2	11	13	0.4	7	0	7	19	0	2	26	0.8	
Randy Echols.....	1973	17				10	30	.333				12	16	.750			21	1.2	18	0	3				32	1.9	
Jackson Eddy.....	1953-55	40				48	149	.322				21	32	.656			20	0.5	37	0					117	2.9	
John Edgar.....	1985-86	51	36	1177	23.1	152	303	.502				87	129	.674			253	5.0	128	6	42	95	40	26	385	7.5	
Eugene Edgerson.....	1997-99, 01	130	9	1927	14.8	173	348	.497	0	1	.000	204	323	.632	287	287	574	4.4	265	5	35	109	30	74	550	4.2	
Phil Edwards.....	1971-73	35				26	63	.413				25	42	.595			5	1.5	77	16	4				108	3.1	
Tom Ehmann.....	1975-77	10		18.5	1.9	2	6	.333				4	7	.571			6	0.6	8	0	1		0	0	8	0.8	
Elder.....	1946	23				49						10	14	.714					27	0					106	4.6	
Bob Elliot.....	1974-77	114		770	6.8	808	1512	.534				515	767	.671			1083	9.5	303	6	14	19	24	2131	18.7		
Sean Elliott.....	1986-89	133	133	4499	33.8	896	1750	.512	140	327	.428	625	786	.795	202	435	808	6.1	243	6	451	373	38	103	2555	19.2	
Fred W. Enke.....	1944-48	55				120						102	149	.685					166	0					342	6.2	
Ken Ensor.....	1983-84	44	0	348	7.9	32	73	.438				34	43	.791			34	0.8	35	0	33	35	1	9	98	2.2	
Sid Entz.....	1937	1																									
James Eppler.....	1956	6				0	8	.000				2	3	.667			8	1.3	6	0					2	0.3	
Fred Erdhaus.....	1938-39	25				29						11	17	.647					19	0					69	2.8	
Larry Ewald.....	1958-59	7				4	23	.174				3	10	.300			35	5.0	23	0	1	0	0	1	11	1.6	
Anas Fellah.....	2002	8	0	21	2.6	1	4	.25	0	2	.000	0	0	.000	0	0	0	0.0	0	0	1	0	0	1	2	0.3	
John Fitzgerald.....	1944	2				3						5	5	1.000					6	0					9	4.5	
Bill Flake.....	1941	16				2						5	5	1.000					15	0					9	0.6	
Kevin Flanagan.....	1991-93-94	66	7	603	9.1	37	81	.457	0	0	.000	39	86	.453	52	107	159	2.4	70	0	14	36	8	17	113	1.7	
Al Fleming.....	1973-76	114				688	1181	.583				389	522	.745			1190	10.4	352	13	34				1765	15.5	
Wes Flynn.....	1961-63	77				271	754	.359				178	264	.674			297	3.9	193	6					720	9.4	
Kyle Fogg.....	2009-12	139	119	3829	27.5	404	983	.411	193	478	.404	340	441	.771	74	309	383	2.8	286	8	302	226	34	124	1341	9.6	
Buster Forbes.....	1962	26				41	93	.441				34	65	.523			59	2.3	68	1					116	4.5	
Jamie Foster.....	1964-65	9				6	10	.600				1	2	.500			5	0.6	2	0					13	1.4	
Mickey Foster.....	1968-70	77				361	861	.419				244	296	.824			397	5.2	239	11					966	12.5	
Harvey Fox.....	1964-66	66				273	612	.446				134	183	.732			311	4.7	133	1					680	10.3	
Isaiah Fox.....	2002-06	94	22	1167	12.4	131	262	.500	0	1	.000	68	119	.571	113	189	302	3.2	188	3	21	84	20	27	330	3.5	
Bruce Fraser.....	1985-87	46	0	149	3.2	4	7	.571	0	0	.000	6	11	.545	1	4	17	0.4	13	0	14	19	0	11	14	0.3	
Lamont Frazier.....	2000-01	39	0	405	10.4	31	96	.323	0	0	.000	19	35	.543	13	41	54	1.4	42	1	35	28	5	16	81	2.1	
Channing Frye.....	2002-05	133	119	3686	27.7	707	1257	.562	6	23	.261	369	486	.759	369	606	975	7.3	370	9	175	191	258	86	1789	13.5	
Keith Frye.....	1962	3				0	0	.000				0	0	.000					0	0					0	0.0	
Ron Fuller.....	1976-77	2		4	2.0	1	1	1.000				0	0	.000					0	0	0	0	0	0	2	1.0	
Rudy Garcia.....	1957-59	28				49	157	.312				32	48	.667			52	1.9	49	1					130	4.6	
Jason Gardner.....	2000-03	136	135	4825	35.5	575	1446	.398	318	875	.363	516	663	.778	80	382	462	3.4	241	2	622	347	4	225	1984	14.6	
Ralph Gardner.....	1940	6				2						2							3	0					6	1.0	
Scott Gardner.....	1972	26				49	138	.355				21	32	.656			64	2.5	51	0					119	4.6	
Don Gatchel.....	1940-41	33				33						16	24	.667					37	1					84	2.5	
Reggie Geary.....	1993-96	127	101	3551	28.0	315	730	.432	115	331	.347	149	253	.589	140	258	398	3.1	357	8	560	311	71	208	894	7.0	
Jay Geldmacher.....	1974	9				3	3	1.000				1	3	.333			2	0.2	2	0					7	0.8	
Mark Georgeron.....	1989	3	0	6	2.0	1	3	.333	0	0	.000	0	0	.000	0	0	0	0.0	0	0	1	0	0	0	2	0.7	
George Genung.....	1942-47	78				190						73	58	##					141	6					453	5.8	
Gieseke.....	1938-39	7				3						0	0	.000					3	0					6	0.9	
Jerome Gladney.....	1974-77	96		281	2.9	147	305	.482				66	122	.541			358	3.7	150	3	4	8	10		360	3.8	
Leon Goar.....	1955-56	20				5	27	.185				8	6	.625			23	1.2	15	1					19	1.0	
Lionel Goar.....	1956-57	43				51	136	.375				7	12	.583			29	0.7	22	0					109	2.5	
Hal Goodman.....	1944-46	48				62						56	98	.571					43	0					180	3.8	
Aaron Gordon.....	2014	38	38	1187	31.2	189	382	.495	16	45	.356	76	180	.422	102	201	303	8.0	90	2	75	55	39	34	470	12.4	
Len Gordy.....	1974-77	108		708	6.6	212	469	.452				116	167	.695			386	3.6	172	5	71		3	30	540	5.0	
Bradley Greene.....	1967-68	42				143	337	.424				64	90	.711			110	2.6	72	1					350	8.3	
George Greene.....	1948-50	58				33	90	.367				32	55	.582					79	0					98	1.7	
Tom Greenfield.....	1937-39	35				105						44	69	.638					52	0					254	7.3	
Fred Griffin.....	1944	8		0		5						0	0	.000					4	0					10	1.3	
Robert Hall.....	1943-44	8				15						6	8	.750					13	1					36	4.5	
Murray Hammock.....	1948	4				1						0	2	.000					1	0					2	0.5	
Dick Hand.....	1944	7				1						0	0	.000					1	0					2	0.3	
Travis Hanour.....	2001	20	0	175	8.8	19	56	.339	5	27	.185	18	20	.900	5	23	28	1.4	9	0	12	17	3	5	61	3.1	
Bob Hansen.....	1964-66	75				252	608																				

Name	Years	GP	GS	Min	MPG	FG	FGA	Pct.	3FG	3FGA	Pct.	FT	FTA	Pct.	OR	DR	Tot	RPG	PF	D	A	TO	Bk	S	Pts.	Avg.
Deron Johnson	1991-93	69	0	577	8.4	110	232	.474	8	28	.286	33	56	.643	44	79	123	1.8	35	0	47	51	3	24	264	3.8
Leo Johnson	1950-51	61				213	627	.340				133	207	.643			373	6.1	219	0	146				559	9.2
Nick Johnson	2012-14	108	101	3337	30.9	441	1048	.421	144	401	.359	307	418	.734	64	331	395	3.7	220	5	304	197	64	137	1333	12.3
Roger Johnson	1949-52	113				442	1347	.328				288	455	.633			358	3.2	343	3	169				1172	10.4
Sam Johnson	1938-39	33				39						17	30	.567					31	0					95	2.9
Sidiki Johnson	2012	3	0	7	2.3	0	2	.000	0	0	.000	1	2	.500	1	1	2	0.7	1	0	0	1	1	0	1	0.3
Stanley Johnson	2015	38	37	1081	28.4	174	390	.446	43	116	.371	132	178	.742	75	172	247	6.5	100	2	63	82	15	57	523	13.8
Zane Johnson	2008-09*	48	13	704	14.7	54	130	.415	40	104	.385	17	21	.810	14	55	69	1.4	71	2	33	26	3	15	165	3.4
Jim Johnson	1950	20				4	16	.250				7	10	.700					9	0					15	0.8
Kory Jones	2017	4	0	7	1.8	1	1	1.000	1	1	1.000	0	0	.000	0	0	0	0.0	0	0	0	0	1	0	3	0.8
Lamont Jones	2010-11	68	39	1551	22.8	208	498	.418	35	132	.265	113	143	.790	23	90	113	1.7	115	2	140	113	1	45	564	8.3
Mitch Jones	1975-78	23	1	75.5	3.3	13	35	.371				6	11	.545			25	1.1	7	0	0	3	1	3	32	1.4
Bob Jordan	1960	24				48	149	.322				28	32	.875			60	2.5	41	0					124	5.2
George Jordan	1938-40	62				201						82	57	###					91	4					484	7.8
Garland Judkins	2009-10	24	4	252	10.5	18	43	.419	1	5	.200	13	30	.650	7	14	21	0.9	21	0	23	25	1	5	50	2.1
Brian Jung	1976	6				1	2	.500				1	2	.500			4	0.7	0	0					3	0.5
Mark Jung	1982	6	1	40	6.7	5	12	.417				0	0	.000			4	0.7	3	0	0	2	1	1	10	1.7
Sid Kain	1951-53	45				43	139	.309				63	117	.538			195	4.3	115	1	25	0	0	0	149	3.3
Steve Kanter	1974-75	21				5	12	.417				5	8	.625			4	0.2	10	0					15	0.7
Jarvis Kelley	1994-95	51	0	345	6.8	49	93	.527	0	0	.000	19	33	.576	33	49	82	1.6	37	0	7	14	6	6	117	2.3
Kevin Kelley	1966	2				0	3	.000				0	1	.000			5	2.5	0	0					0	0.0
Bill Kemmeries	1951-53	73				292	795	.367				230	323	.712			259	3.5	192	13	50				814	11.2
Steve Kerr	1984-88	129	101	4136	32.1	553	1010	.548	114	199	.573	225	276	.815	8	68	283	2.2	146	1	443	168	8	124	1445	11.2
Al Kivel	1947	6				2						5	8	.625					3	0					9	1.5
Matt Korcheck	2014-15	43	1	179	4.2	18	26	.692	0	0	.000	14	18	.778	17	30	47	1.1	26	0	5	7	12	3	50	1.2
Mike Kordik	1966-68	55				121	282	.429				74	106	.698			258	4.7	114	3					316	5.7
John Kryder	1944	1				0						0	0	.000					0	0					0	0.0
Steve Lake	1978-79	16	0	49	3.1	3	17	.176				8	10	.800			9	0.6	16	0	7	18	0	1	14	0.9
Bruce Larson	1949-50	48				39	133	.293				21	35	.600					72	0					99	2.1
Marvin Larson	1944	3				1						1	1	1.000					1	0					3	1.0
Dennis Latimore	2002-03	57	1	649	11.4	53	113	.469	0	0	.000	31	64	.484	45	113	158	2.8	45	0	20	31	13	8	137	2.4
Brendon Lavender	2009-12	130	12	1568	12.1	142	348	.408	108	263	.411	46	65	.708	14	93	107	0.8	118	0	94	63	9	33	438	3.4
Chuck LaVetter	1963-64	17				4	20	.200				1	6	.167			10	0.6	10						9	0.0
Tom LaVoy	1963-65	49				57	171	.333				29	49	.592			120	2.4	62	1					143	2.9
Tom Lawson	1971-73	55				100	195	.513				57	97	.588			197	3.6	139	1	4				257	4.7
Art LaZar	1961	15				4	26	.154				2	8	.250			14	0.9	19	0					10	0.7
Teddy Lazovich	1952-55	84				261	842	.310				264	375	.704			334	4.0	164	0	5				786	9.4
Dick Leakey	1958	2				2	4	.500				0	0	.000			0	0.0	3	0					4	2.0
Jason Lee	1997	19	0	153	8.1	22	53	.415	12	26	.462	6	9	.667	12	23	35	1.8	20	2	12	8	1	7	62	3.3
Tom Lee	1969-71	79				377	798	.472				208	331	.628			737	9.3	277	19					962	12.2
Warner Lee	1959-60	36				67	184	.364				36	73	.493			198	5.5	64	2					170	4.7
Charles Lefault	1952-53	47				26	109	.239				32	48	.667			38	0.8	70	3	15				84	1.8
Andy Liechty	1959	7				7	20	.350				0	0	.000			5	0.7	12	0					14	2.0
Gordon Lindstrom	1966-68	38				49	112	.438				37	58	.638			110	2.9	78	2					135	3.6
Ken Lofton	1986-89	129	54	2310	17.9	217	501	.433	87	235	.370	97	149	.651	29	137	178	1.4	217	4	329	179	14	200	618	4.8
Earl Lubbers	1957	21				8	35	.229				8	24	.333			35	1.7	13	0					24	1.1
Lucas	1949	2				0	2	.000				0	0	.000					0	0					0	0.0
Laval Lucas-Perry	2008	5	0	49	9.8	6	15	.400	3	9	.333	5	7	.714	3	5	8	1.6	4	0	4	3	0	1	20	4.0
Bill Lutch	1950	6				0	2	.000				0	0	.000					1	0					0	0.0
Mark Lyons	2013	35	35	1061	30.3	177	407	.435	67	201	.333	125	146	.856	8	60	68	1.9	86	3	99	95	2	38	546	15.6
Jack Magno	1982-83	35	29	875	25.0	120	244	.492				46	62	.742			135	3.9	110	5	57	63	12	18	288	8.2
John Mallamo	1941	4				4						2	3	.667					1	0					10	2.5
Billy Mann	1947-49	75				135	153	.882				92	137	.672					154	0					362	4.8
Lauri Markkanen	2017	37	37	1140	30.8	185	376	.492	69	163	.423	137	164	.835	88	178	266	7.2	73	2	32	40	19	15	576	15.6
Virgil Marsh	1944	1				0						0	0	.000					0	0					0	0.0
Tim Marshall	1975-78	61	5	713	11.7	112	220	.509				44	68	.647			131	2.1	92	4	27	33	11	17	268	4.4
Harvey Mason	1987-90	116	25	1523	13.1	157	365	.430	50	118	.424	91	146	.623	31	96	127	1.1	142	2	144	107	28	56	392	3.4
Trey Mason	2014-16	19	0	34	1.8	3	6	.500	2	2	1.000	0	0	.000	0	4	4	0.2	3	0	3	3	0	0	8	0.4
Len Mattice	1943	3				2						0							0	0					4	1.3
Adolph Matulis	1941-42	24				49						26	38	.684			0	0.0	42	2					124	5.2
Sylvester Maxey	1976	12				3	6	.500				5	6	.833			1	0.1	11	0					11	0.9
Bob Maxwell	1959	16				20	71	.282				28	43	.651			42	2.6	29	1					68	4.3
Jordin Mayes	2011-14	136	17	1664	12.2	161	421	.382	78	222	.351	64	96	.667	24	101	125	0.9	145	0	129	97	3	64	464	3.4
Pat McAndrew	1966-67	24				19	55	.345				10	13	.769			11	0.5	21	1					48	2.0
Jawann McClellan	2005-08	103	56	2645	25.7	262	611	.429	93	244	.381	177	235	.753	121	223	344	3.3	161	1	164	145	43	59	794	7.7
TJ McConnell	2014-15	76	76	2383	31.4	283	593	.477	61	178	.343	89	120	.742	44	238	282	3.7	151	0	440	145	11	147	716	9.4
Ernest McCray	1958-60	76				510	1175	.434				327	537	.609			824	10.8	220	12					1349	17.8
Wayne McDonald	1967-68	16				16	44	.364				7	15	.467			38	2.4	8	0			</			

INDIVIDUAL CAREER STATS



Name	Years	GP	GS	Min	MPG	FG	FGA	Pct.	3FG	3FGA	Pct.	FT	FTA	Pct.	OR	DR	Tot	RPG	PF	D	A	TO	Blk	S	Pts.	Avg.	
John Padelford	1943-47-48	68				181						80	99	.808					103	0					442	6.5	
John Padelford	1969	3				0	2	.000				0	0	.000					2	0					0	0.0	
Kevin Parron	2010-13	110	25	2257	20.5	259	557	.465	96	253	.379	141	196	.719	139	293	432	3.9	195	5	204	116	27	59	755	6.9	
Josh Pastner	1997-00	42	0	98	2.3	13	40	.325	6	18	.333	8	11	.727	0	14	14	0.3	3	0	12	17	0	1	40	1.0	
Jay Patterson	1945	1				0						0	0	.000					0	0					0	0.0	
Paul Penner	1950	31				131	353	.371				70	118	.593					100	0					332	10.7	
Jesse Perry	2011-12	73	60	1806	24.7	237	494	.480	18	65	.277	186	266	.699	147	283	430	5.9	125	2	72	93	36	22	678	9.3	
Zach Peters	2014	11	0	31	2.8	0	6	.000	0	6	.000	0	0	.000	0	4	4	0.4	5	0	0	2	0	0	0	0.0	
Philip Peterson	1945-48	20				46						35	57	.614					48	3					127	6.4	
Ted Pickett	1964-66	64				268	567	.473				193	263	.734			372	5.8	151	5					729	11.4	
Keanu Pinder	2012-17	35	1	421	12.0	29	54	.537	1	4	.250	19	33	.576	32	68	100	2.9	69	2	11	29	22	16	78	2.2	
Elliott Pitts	2014-16	69	3	915	13.3	65	170	.382	40	118	.339	22	34	.647	30	49	79	1.1	98	1	36	29	2	24	192	2.8	
Todd Porter	1983	23	2	177	7.7	26	72	.361				15	27	.556			28	1.2	31	0	15	20	5	9	67	2.9	
J.P. Prince	2006-07	31	0	363	11.7	25	89	.281	9	40	.225	5	12	.417	12	44	56	1.8	31	0	54	34	11	26	64	2.1	
Ivan Radenovic	2004-07	122	93	3302	27.1	450	966	.466	58	183	.317	342	426	.803	283	421	704	5.8	260	7	192	235	46	107	1300	10.7	
Dennis Rajcich	1968-70	7				1	4	.250				3	6	.500			3	0.4	4	0					5	0.7	
Jason Ranne	2001-04	48	0	377	7.9	9	29	.310	5	20	.250	7	9	.778	3	8	11	0.2	7	0	8	4	0	5	30	0.6	
Jim Rappis	1973-76	94				407	906	.449				135	183	.738			199	2.1	231	9	7				953	10.1	
Haddie Redd	1952-54-55	66				275	823	.334				234	363	.645			445	6.7	111	6	15				784	11.9	
Bill Reeves	1955-57	77				212	717	.296				165	321	.514			825	10.7	288	27					589	7.6	
Khalid Reeves	1991-94	128	89	3445	26.9	646	1349	.479	186	489	.380	447	586	.763	107	317	424	3.3	295	8	396	280	13	187	1925	15.0	
Don Rice	1956	2				1	3	.333				0	0	.000			2	1.0	0	0					2	1.0	
Jason Richey	1994	15	0	27	1.8	5	15	.333	3	6	.500	5	7	.714	2	6	8	0.5	6	0	2	8	0	2	18	1.2	
Lincoln Richmond	1943-44-46-49	118				525	1250	.420				196					125	1							1246	10.6	
Warren Ridge	1956-58	75				212	545	.389				150	191	.785			238	3.2	165	2					574	7.7	
Dylan Rigdon	1993-94	46	0	509	11.1	60	135	.444	24	65	.369	95	109	.872	11	50	61	1.3	49	0	60	42	4	21	239	5.2	
Dusan Ristic	2015-17	106	43	1691	16.0	306	544	.563	8	15	.533	135	204	.662	132	268	400	3.8	188	2	45	90	48	18	755	7.1	
Dwayne Robinson	1937	9				11						2	4	.500			4	0.5	11	0					24	2.7	
Chris Rodgers	2003-06	119	24	2303	19.4	242	655	.369	121	338	.358	144	190	.758	48	178	226	1.9	164	0	203	133	5	150	749	6.3	
Rolf	1938	5				0						0	0	.000			1	0							0	0.0	
Sean Root	1989-92	129	62	2724	21.1	550	986	.558	5	9	.556	392	590	.664	225	426	651	5.0	297	6	146	230	142	63	1497	11.6	
Dick Root	1966-68	74				208	517	.402				124	180	.689			357	4.8	131	1					540	7.3	
Larry Rote	1970	8				3	8	.375				0	9	.000			4	0.5	11	0					11	1.4	
Kevin Roundfield	1982	4	0	21	5.3	2	5	.400				1	2	.500			9	2.3	3	0	0	5	1	0	5	1.3	
George Rountree	1953-55	76				260	790	.329				187	287	.652			258	3.4	216	9					707	9.3	
Bob Ruman	1941-43	62				261						127	41				132	5							649	10.5	
Warren Rustand	1963-65	75				328	717	.457				240	295	.814			302	4.0	185	9					896	11.9	
Henry Samaniego	1944	9				14						5	11	.455			9	0							33	3.7	
Mike Schleibaum	1958-59	16				4	41	.098				4	7	.571			9	0.6	18	0					12	0.8	
Casey Schell	1990	54	0	368	6.8	45	116	.388	24	69	.348	16	18	.889	21	28	49	0.9	28	0	25	28	0	11	130	2.4	
Dave Schuff	1951	30				125	281	.445				40	59	.678			203	6.8	82	0	91				290	9.7	
Mike Schwertley	2001-02	17	0	73	4.3	6	16	.375	0	2	.000	6	10	.600	8	7	15	0.9	10	0	5	9	1	2	19	1.1	
Gregg Scott	1983	3	0	8	2.7	3	6	.500				0	0	.000			2	0.7	2	0	0	1	0	0	6	2.0	
Marvin Scott	1948	2				1						1	2	.500			0	0							3	1.5	
Dan Scurlock	1961-62	41				94	234	.402				53	101	.525			214	5.2	98	4					241	5.9	
Jim Seal	1959	14				14	32	.438				10	23	.435			37	2.6	18	0					36	2.6	
Garland Seigle	1937-40	25				9						2	6	.333			4	0							14	0.6	
Mustafa Shakur	2004-07	131	129	4066	31.0	447	990	.452	100	282	.355	324	412	.786	93	397	490	3.7	287	7	670	388	13	156	1318	10.1	
Tom Shoemaker	1952	18				N/A	3	19	.158			4	6	.667			9	N/A	10	0					10	N/A	
D.J. Shumper	2009-10	14	0	32	2.3	0	3	.000	0	0	.000	2	4	.500	5	6	11	0.8	2	0	3	6	0	2	2	0.2	
Elias Sieger	1948	18				10						10	11	.909			19	0							30	1.7	
Lou Silverstein	1944-46	31				18						7	7	1.000			38	0							43	1.4	
Kobi Simmons	2017	37	19	871	23.5	111	281	.395	32	98	.327	69	89	.775	13	47	60	1.6	70	0	73	46	3	24	323	8.7	
Justin Simon	2016	24	0	180	7.5	23	46	.500	1	3	.333	9	21	.429	7	22	29	1.2	22	0	8	14	6	7	56	2.3	
Miles Simon	1995-98	114	90	3490	30.6	543	1172	.463	176	470	.374	402	524	.767	133	299	432	3.8	219	1	455	291	22	125	1664	14.6	
Keith Sirrine	1945	10				27						15	29	.517			25	1							69	6.9	
Joe Skaisgir	1959-60	54				408	980	.416				220	326	.675			585	10.8	125	1					1036	19.2	
Hanley Sagle	1937	4				0						0	0	.000			0	0							1	0.3	
Small	1952					N/A	1	6	.167			1	4	.250			8	N/A	7	0	0				3	N/A	
Eddie Smith	1984-85	59	59	2055	34.8	315	617	.511				239	326	.733			414	7.0	182	6	92	154	24	83	869	14.7	
Frank Smith Jr.	1980-83	109	103	3538	32.5	530	992	.534				269	448	.600			723	6.6	285	1	55	125	84	69	1329	12.2	
John Smith	1978-81	100	33	1767	17.7	245	554	.442				182	254	.717			194	1.9	204	6	191	74	14	106	672	6.7	
Ray Smith	2016-17																										
Bill Smitheran	1953-54	51				96	289	.332				149	274	.544			162	3.2	137	6					341	6.7	
Dick Soule	1944	10				6						4	10	.400			140	1.9	134	4					10	1.0	
Bob Spahn	1964-66	74				205	523	.392				124	147	.844			140	1.9	134	4					578	7.8	
Max Spilbury	1947	9				3	7	.429				4	7	.571			6	0							10	1.1	
Roland Stamps	1968	22				78	208	.375				56	69	.812	</												

Name.....	Years	GP	GS	Min	MPG	FG	FGA	Pct.	3FG	3FGA	Pct.	FT	FTA	Pct.	OR	DR	Tot	RPG	PF	D	A	TO	Blk	S	Pts.	Avg.	
Luke Walton.....	2000-03	129	84	3514	27.2	420	985	.426	65	229	.284	274	400	.685	195	467	662	5.1	236	2	582	336	58	151	1179	9.1	
Ralph Warford.....	1937	25				65						14	26	.538					13	0					144	5.8	
Bill Warner.....	1969-71	78				582	1263	.461				298	428	.696			520	6.7	216	2					1462	18.7	
Ed Weatherspoon.....	1972	18				6	26	.231				8	14	.571			9	0.5	17	0					20	1.1	
Bill Weese.....	1960-61	50				177	490	.361				99	165	.600			199	4.0	141	5					453	9.1	
Mike Welton.....	1967-69	52				120	277	.433				83	105	.790			79	1.5	78	1					323	6.2	
Justin Wessel.....	1998-01	120	20	1564	13.0	124	271	.458	4	17	.235	70	99	.707	109	163	272	2.3	159	1	69	79	20	66	322	2.7	
Lestlie Westfall.....	1940-42	40				20						28	12						31	1					68	1.7	
Bruce Wheatley.....	1986	21	0	90	4.3	4	15	.267				8	15	.533			12	0.6	17	0	5	9	1	5	16	0.8	
Harry Wheatron.....	1937	6				4						4	4	1.000					4	0					12	2.0	
Carl Wheeler.....	1960	2				1	3	.333				0	1	.000			3	1.5	2	0					2	1.0	
Max Wiepking.....	2010-13	20	0	36	1.8	5	8	.625	4	7	.571	2	5	.400	0	8	8	0.4	2	0	0	1	0	0	16	0.8	
Corey Williams.....	1993-96	109	43	1868	17.1	293	593	.494	81	215	.377	69	118	.585	143	244	387	3.6	148	2	89	107	36	76	736	6.8	
Brian Williams.....	1990-91	67	59	1571	23.4	325	550	.591	0	1	.000	179	257	.696	159	295	454	6.8	182	6	35	121	80	48	829	12.4	
Derrick Williams.....	2010-11	69	68	2016	29.2	388	662	.586	46	90	.511	405	563	.719	173	360	533	7.7	184	9	65	160	46	56	1227	17.8	
Marcus Williams.....	2006-07	63	54	1939	30.8	355	748	.475	53	149	.356	164	231	.710	124	230	354	5.6	126	3	128	139	41	65	927	14.7	
Pete Williams.....	1984-85	59	58	1997	33.8	296	489	.605				201	334	.602			543	9.2	175	9	54	112	41	65	793	13.4	
Tommy Williams.....	1977-78	40	2	256	6.4	23	37	.622				15	19	.789			17	0.4	33	1	46	19	0	14	187	4.7	
Bill Wilson.....	1968-70	7				2	3	.667				3	5	.600			11	1.6	8	0					7	1.0	
Ken Wilson.....	1954	17				7	33	.212				13	23	.565					16	0					27	1.6	
Puntus Wilson.....	1983	28	25	785	28.0	144	319	.451				29	42	.690			91	3.3	52	0	56	85	8	44	317	11.3	
Traves Wilson.....	1999	28	6	422	15.1	28	89	.315	14	51	.275	15	26	.577	14	28	42	1.5	48	2	26	30	1	15	85	3.0	
Dondre Wise.....	2010-12	18	0	36	2.0	0	0	.000	0	0	.000	2	2	1.000	0	3	3	0.2	2	0	7	2	0	1	2	0.1	
Nic Wise.....	2007-10	115	77	3267	28.4	398	951	.419	160	405	.395	329	392	.839	30	234	264	2.3	220	4	394	248	8	167	1285	11.2	
Wayne Womack.....	1989-92	126	39	2194	17.4	251	483	.520	0	4	.000	218	338	.645	177	283	459	3.6	232	5	68	109	72	59	721	5.7	
Leon Wood.....	1980	24	7	221	9.2	43	111	.387				19	26	.731			6	0.3	15	0	25			0	7	105	4.4
Loren Woods.....	2000-01	55	53	1699	30.9	287	550	.522	1	5	.200	214	269	.796	108	275	383	7.0	114	2	100	115	186	40	789	14.3	
Michael Wright.....	1999-01	99	95	2854	28.8	527	917	.575	1	6	.167	291	582	.500	319	513	832	8.4	215	2	40	177	28	52	1491	15.1	
Kirk Young.....	1960-62	76				165	514	.321				69	123	.561			277	3.6	200	4					399	5.3	
Gabe York.....	2013-16	124	59	2905	23.4	379	915	.414	229	569	.402	156	208	.750	40	236	276	2.2	173	0	191	131	26	72	1143	9.2	
Dan Yurkovich.....	1945	7				4						2	7	.286					20	1					10	1.4	
Andrew Zahn.....	2002	16	0	54	3.4	6	9	.667	1	2	.500	2	4	.500	6	9	15	0.9	11	0	1	4	1	0	15	0.9	
Miles Zeller.....	1959-60	33				64	188	.340				36	58	.621			78	2.4	57	1					164	5.0	
Michael Zeno.....	1979-80	44	9	403	9.2	51	107	.477				31	50	.620			100	2.3	47	0	12	11	2	14	133	3.0	

* Statistics from 2007-08 season vacated due to NCAA infractions.

MCKALE CENTER'S LARGEST CROWDS

Rnk	Att.	Opponent	Date
1.	15,176	Arizona State	3/4/1978
2.	15,156	New Mexico	1/14/1978
3.	14,729	California	3/5/2009
4.	14,728	USC	2/12/2009
5.	14,724	UCLA	2/25/2012
6.	14,723	Stanford	3/7/2009
7.	14,672	Morgan State	11/20/1997
8.	14,655	Many times	Many times

YEARLY ATTENDANCE & RECORD IN MCKALE CENTER

Year	Games	Record	Total	Avg.	National Rank
1972-73	5\$	4-1	64,975	12,995	
1973-74	15	14-1	184,275	12,285	7th
1974-75	14	13-1	159,096	11,364	
1975-76	16	16-0	179,523	11,220	10th
1976-77	16	16-0	199,130	12,446	
1977-78	15	12-3	172,428	11,495	18th
1978-79	15	13-2	174,831	11,655	22nd
1979-80	16	10-6	181,428	11,339	17th
1980-81	17	10-7	160,651	9,450	
1981-82	14	6-8	115,272	8,234	
1982-83	14	4-10	87,136	6,224	
1983-84	14	7-7	102,163	7,297	
1984-85	15	12-3	163,980	*10,932	25th
1985-86	16	16-0	179,008	*11,188	23rd
1986-87	15	10-5	190,800	*12,720	15th
1987-88	19%	19-0	252,649	**13,297	16th
1988-89	14	14-0	190,675	**13,620	20th
1989-90	14	14-0	190,949	**13,639	19th
1990-91	17	17-0	235,051	**13,826	15th
1991-92	16	15-1	222,347	**13,884	17th
1992-93	15	14-1	208,185	**13,879	16th
1993-94	15	14-1	209,592	**13,973	16th
1994-95	14	11-3	199,589	**14,257	15th
1995-96	16	13-3	228,064	**14,254	15th
1996-97	14	13-1	199,899	**14,279	12th
1997-98	15	15-0	217,953	**14,530	11th
1998-99	14	14-0	200,885	**14,349	16th
1999-2000	17	16-1	246,237	**14,485	16th
2000-01	15	13-2	217,996	**14,533	16th
2001-02	13	9-4	189,072	**14,544	15th
2002-03	15	14-1	218,427	**14,562	16th
2003-04	15	13-2	218,418	**14,561	17th
2004-05	16	15-1	232,926	**14,558	12th
2005-06	14	12-2	204,213	**14,587	16th
2006-07	16	11-5	227,239	*14,202	17th
2007-08+	17	0-6	241,703	*14,218	19th
2008-09	17	14-3	232,576	*13,681	19th
2009-10	16	11-5	221,047	*13,815	19th
2010-11	17	17-0	232,561	*13,680	20th
2011-12	18	14-4	244,829	*13,602	19th
2012-13	16	14-2	226,505	*14,157	19th
2013-14	18	18-0	258,749	*14,375	19th
2014-15	17	17-0	248,046	*14,591	16th
2015-16	18	17-1	261,478	*14,527	14th
2016-17	16	15-1	230,560	*14,410	15th
Totals	691	+576-104	9,023,476	13,269	

(.847)

Full Capacity

* Led the Pac-12 Conference in attendance

% Figure includes three home games during the Pac-10 Tournament

\$ McKale Center opened Feb. 1, 1973, with five home dates during the 1972-73 season

+ 11 victories were vacated due to NCAA infractions. Actual on-court record was 11-6. Facility win/loss record and winning percentage reflects those vacated victories.

MCKALE CENTER ATTENDANCE NOTES

Arizona has led the Pac-12 in attendance every year since 1984-85, a streak of 33-consecutive seasons.

Since the start of the 1987-88 season, Arizona has played to over 97% percent of capacity for all of its home games in that span – 458 games following 2016-17.

Arizona is the only school in the nation to have two home-court winning streaks rank among the top 10 in NCAA Division I history. UA's 81-game win streak in Bear Down Gym from 1945-51 ranks fifth, while the 71-game win streak in McKale Center from 1987-92 ranks 10th.

Longest NCAA Homecourt Win Streaks

Wins	School	Years
129	Kentucky.....	1943-55
99	St. Bonaventure.....	1948-61
98	UCLA.....	1970-76
86	Cincinnati.....	1957-64
81	ARIZONA.....	1945-51
81	Marquette.....	1967-73
80	Lamar.....	1978-84
75	Long Beach State.....	1968-74
72	UNLV.....	1974-78
71	ARIZONA.....	1987-92

MCKALE CENTER AT A GLANCE

Ground Broken: Fall 1970

Cost: \$8.1 million

Building Dimensions: 428 feet long, 339 feet wide, 77 feet high

First Game: Feb. 1, 1973; Arizona 87, Wyoming 69

UA Record in Facility: 576-104 (.847)+

Current Capacity: 14,644

Cumulative Attendance: 9,023,476 in 45 seasons

Undefeated Seasons: 12 (1976, '77, '86, '88, '89 '90, '91, '98, '99, '11, '14, '15)

Longest Homecourt Win Streak: 71, Feb. 14, 1987 to Jan. 11, 1992

NCAA Championship Events Hosted:

Men's Basketball West Regional: 2 (1974, 1980)

Men's Basketball First/Second Rounds: 10 (1977, '79, '87, '89, '91, '93, '97, 2000, '05, '11)

Men's Basketball Second/Third Rounds: 1 (2011)

Women's Basketball First/Second Rounds: 1 (2006)

Wrestling Championships: 1 (1976)

Most Points Scored, Arizona: 127, Arizona vs. Arizona State, Jan. 5, 1998

Most Points Scored, Opponent: 110, Arizona State vs. Arizona, Feb. 17, 1973

Biggest Winning Margin, Arizona: 64, Arizona (118) vs. Robert Morris (54), Dec. 28, 1996

Biggest Winning Margin, Opponent: 30, BYU (99) vs. Arizona (69), Dec. 28, 2009

Most Points Scored, Arizona Individual: 41, Al Fleming, vs. Detroit, Jan. 10, 1976

Most Points Scored, Opponent: 49, Jimmer Fredette, BYU vs. Arizona, Dec. 28, 2009

+ record reflects 11 vacated victories during 2007-08 season due to NCAA infractions

