

ARIZONA BASKETBALL™



2014-15



TABLE OF CONTENTS

TV/Radio Roster	2
Broadcast Notes	3
2014-15 Schedule.....	4
2014-15 Opponents	5-7
Coach/Staff Bios	8-10
Student-Athlete Bios.....	11-14
2013-14 Stats	15-17
Student-Athlete Game-by-Game Stats.....	18-23
Opponent History	24-38
Records	39-56
Honors	57-59
NBA Draft.....	60
In the Polls	61-62
vs. Ranked Opponents	63-65
Yearly Results.....	66-80
All-Time Letterwinners	81-82
All-Time Jersey Numbers.....	83-84
Individual Career Stats.....	85-89
McKale Center Information.....	90

2014-15 ARIZONA ROSTER

No.	Name	Cl.	Pos.	Ht.	Wt.	Hometown (Previous School)
0	Parker Jackson-Cartwright	Fr.	G	5-10	160	Los Angeles, Calif. (Sierra Canyon)
1	Gabe York	Jr.	G	6-3	185	West Covina, Calif. (Orange Lutheran)
3	Craig Victor	Fr.	F	6-9	230	New Orleans, La. (Findlay Prep)
4	T.J. McConnell	Sr.	G	6-1	195	Pittsburgh, Pa. (Duquesne)
5	Stanley Johnson	Fr.	F	6-7	245	Fullerton, Calif. (Mater Dei)
12	Ryan Anderson	Sr.	F	6-9	230	Lakewood, Calif. (Boston College)
14	Dusan Ristic	Fr.	C	7-0	245	Novi Sad, Serbia (Sunrise Christian Academy)
20	Kadeem Allen	Jr.	G	6-3	195	Wilmington, N.C. (Hutchinson CC)
21	Brandon Ashley	Jr.	F	6-9	230	San Francisco, Calif. (Findlay Prep)
23	Rondae Hollis-Jefferson	So.	F	6-7	220	Chester, Pa. (Chester)
24	Elliott Pitts	So.	G	6-5	185	Dublin, Calif. (De La Salle)
31	Matt Korcheck	Sr.	F	6-10	235	Tucson, Ariz. (Cochise College)
35	Kaleb Tarczewski	Jr.	C	7-0	245	Claremont, N.H. (St. Mark's School)
44	Trey Mason	So.	G	6-2	180	Los Angeles, Calif. (Loyola)
50	Jacob Hazzard	Jr.	G	6-0	160	Los Angeles, Calif. (Loyola)
55	Drew Mellon	Sr.	F	6-6	205	Santa Ana, Calif. (Mater Dei)

COACHING STAFF

Head Coach: Sean Miller, sixth season (Pittsburgh '92)
Associate Head Coach: Joe Pasternack, fourth season (Indiana '99)
Assistant Coach: Emanuel Richardson, sixth season (Pittsburgh-Johnstown '98)
Assistant Coach: Damon Stoudamire, second season (Arizona '08)
Director of Basketball Operations: Ryan Reynolds, sixth season (Xavier '07)
Assistant Director of Basketball Operations: Ben Tucker, first season (Arizona '11)

2014-15 ARIZONA QUICK FACTS

UNIVERSITY INFORMATION

Location.....	Tucson, Ariz.
Enrollment	40,200
Founded.....	1885
Nickname.....	Wildcats
Colors	Cardinal & Navy
President.....	Dr. Ann Weaver Hart
AD.....	Greg Byrne
FAR.....	Jory Hancock
Conference.....	Pac-12
Arena.....	McKale Center (1973)
Capacity.....	14,655
Web Site.....	arizonawildcats.com

COACHING STAFF

Head Coach	Sean Miller
Alma Mater.....	Pittsburgh '92
Season at Arizona	Sixth
Season as a Head Coach.....	11th
Record at Arizona.....	129-48 (.729)
Overall Record	249-95 (.724)
Pac-12 Record.....	63-27 (.700)
Assoc. Head Coach.....	Joe Pasternack
Asst. Coaches.....	Emanuel Richardson
.....	Damon Stoudamire
Dir. of Operations.....	Ryan Reynolds
Ast. Dir. of Ops.....	Ben Tucker
Athletic Trainer	Justin Kokoskie
Performance Enhancement	Chris Rounds
Basketball Phone.....	(520) 621-4813

TEAM INFORMATION

2013-14 Overall Record	33-5
2013-14 Home Record	18-0
2013-14 Road Record	8-3
2013-14 Neutral Record.....	7-2
2013-14 Pac-12 Record.....	15-3
2013-14 Pac-12 Finish.....	1st
2013-14 Final Ranking.....	4 (AP)
.....	5 (ESPN/USA Today)
2014 Postseason.....	NCAA Elite Eight
Starters R/L.....	3/2
Letterwinners R/L.....	10/6

Key Returners

Brandon Ashley.....	11.5 ppg, 5.8 rpg
Rondae Hollis-Jefferson	9.1 ppg, 5.7 5pg
T.J. McConnell	8.4 ppg, 5.3 apg
Kaleb Tarczewski	9.9 ppg, 6.3 rpg

Key Newcomers

Kadeem Allen.....	Jr., G, 6-3/180
Parker Jackson-Cartwright	Fr., G, 5-8/150
Stanley Johnson.....	Fr., F, 6-6/225
Dusan Ristic.....	Fr., C, 7-0/240
Craig Victor	Fr., F, 6-7/205

PRONUNCIATION

RONDAE Hollis-Jefferson.....	Ron-DAY
Matt KORCHECK.....	CORE-check
Drew MELLON.....	like the fruit
DUSAN RISTIC.....	Doo-sahn Wrist-ick
Kaleb TARCZEWSKI.....	Tar-ZOO-ski

PROGRAM HISTORY

First Season	1904-05
All-Time Rec.....	1,678-905+ (.650)
All-Time Pac-12 Rec.....	437-211 (.674)
NCAA Tourn. Apps.....	30 (Last: 2014)+
NCAA Tourn. Rec.....	51-28 (.646)+
Final Four Apps.....	4 (Last: 2001)
Pac-12 Titles.....	13 (Last: 2014)
Pac-12 Tourn. Titles.....	4 (Last: 2002)

ATHLETICS COMMUNICATIONS

Basketball SID.....	Cory Walton
Office Phone.....	(520) 621-0916
Email.....	corywalton@arizona.edu
Office Fax.....	(520) 621-2681
Press Row.....	(520) 621-4334

Office Mailing Address

University of Arizona Athletics
 McKale Center
 1 National Championship Drive
 P.O. Box 210096
 Tucson, AZ 85721

+ - adjusted for vacated games due to NCAA infractions




#0 PARKER JACKSON-CARTWRIGHT
5-10 // 160 // Fr. // G
Los Angeles, Calif.



#1 GABE YORK
6-3 // 185 // Jr. // G
West Covina, Calif.



#3 CRAIG VICTOR
6-9 // 230 // Fr. // F
New Orleans, La.



#4 T.J. MCCONNELL
6-1 // 195 // Sr. // G
Pittsburgh, Pa.




#5 STANLEY JOHNSON
6-7 // 245 // Fr. // F
Fullerton, Calif.




#12 RYAN ANDERSON
6-9 // 230 // Sr. // F
Lakewood, Calif.



#14 DUSAN RISTIC
7-0 // 245 // Fr. // C
Novi Sad, Serbia



#20 KADEEM ALLEN
6-3 // 195 // Jr. // G
Wilmington, N.C.



#21 BRANDON ASHLEY
6-9 // 230 // Jr. // F
San Francisco, Calif.




#23 RONDAE HOLLIS-JEFFERSON
6-7 // 220 // So. // F
Chester, Pa.



#24 ELLIOTT PITTS
6-5 // 185 // So. // G
Dublin, Calif.



#31 MATT KORCHECK
6-10 // 235 // Sr. // F
Tucson, Ariz.



#35 KALEB TARCZEWSKI
7-0 // 245 // Jr. // C
Claremont, N.H.



#44 TREY MASON
6-2 // 180 // So. // G
Los Angeles, Calif.



#50 JACOB HAZZARD
6-0 // 160 // Jr. // G
Los Angeles, Calif.



#55 DREW MELLON
6-6 // 205 // Sr. // F
Santa Ana, Calif.



SEAN MILLER
Head Coach
Sixth Season



JOE PASTERNAK
Associate Head Coach
Fourth Season



EMANUEL RICHARDSON
Assistant Coach
Sixth Season



DAMON STOUDAMIRE
Assistant Coach
Second Season

MILLER'S PROCESS PAYING DIVIDENDS IN TUCSON

Arizona head coach Sean Miller stressed the importance of "honoring the process" upon taking the reigns of the UA program in 2009, and over the last five seasons, that process has paid off in a major way.

Since the start of the 2010-11 campaign, Miller has guided the Wildcats to a 113-33 (.774) record, marking both the most wins and best winning percentage in the Pac-12 over that time. Arizona has captured two regular-season conference titles, made three Sweet 16s and advanced to two Elite Eights in that timeframe.

Miller's 2010-11 and 2013-14 Arizona squads are the only Pac-12 teams to win 30 games or advance to the Elite Eight since the beginning of that season. UA was also the first Pac-12 team to attain the No. 1 ranking in the Associated Press poll since January 2006.

CONTINUING A WINNING TRADITION

At Arizona, winning isn't simply expected - it's part of the program's culture. Since the 1984-85 campaign, the Wildcats have strung together a Pac-12-best 30-consecutive winning seasons.

Over that same time span, UA is tied for fourth nationally in terms of 20-win seasons with 27 such performances. The Wildcats have won an average of 25.0 games per season during that time.

20-WIN SEASONS, 1985-PRESENT

1. Kansas	29
Syracuse	29
3. Duke	28
4. Arizona	27
North Carolina	27

UA HAS LEAGUE'S MOST 25-WIN SEASONS SINCE MILLER'S ARRIVAL

Arizona won a league-high 33 games in 2013-14, marking the third time in head coach Sean Miller's tenure that the Wildcats reached the 25-win mark.

In that same timeframe, the rest of the Pac-12 has combined to produce just five 25-win campaigns. Miller's 2010-11 and 2013-14 Arizona squads are the lone Pac-12 teams to win 30 games since he arrived in Tucson.

25-WIN SEASONS BY PAC-12 TEAMS, MILLER ERA

1. Arizona	3
2. UCLA	2
3. Oregon	1
Stanford	1
Washington	1

WILDCATS CONTINUE TO LEAVE MARK ON USA BASKETBALL

Head coach Sean Miller and freshman forward Stanley Johnson became the latest Wildcats to leave an Arizona stamp on USA Basketball in the summer of 2014, leading the U.S. to gold at the FIBA Americas U18 Championship in Colorado Springs.

Johnson led Team USA with averages of 14.0 points and 2.2 steals per game on his way to tournament MVP honors. The win marked Johnson's third gold medal with USA Basketball, and Miller's second (1991 World University Games).

The duo's success added to an Arizona legacy with the national program that saw Andre Iguodala help the U.S. capture gold medals at both the 2010 FIBA World Championship and the 2012 London Olympics. Iguodala's record in a USA uniform is a spotless 17-0.

Former UA standout Richard Jefferson claimed a bronze medal with Team USA at the 2004 Athens Olympics.

ARIZONA'S NBA DRAFT LEGACY STILL GOING STRONG

Over the last two-and-a-half decades, NBA Draft night has been a night of celebration for members of the Arizona men's basketball program, as 38 UA players have heard their names called since 1988.

The Wildcats' 38 selections over that time are tied for the national lead.

MOST NBA DRAFT PICKS SINCE 1988

1. Arizona	38
Duke	38
Kentucky	38
4. Kansas	35
5. North Carolina	34
UCLA	34

In the summer of 2013, ESPN ranked Arizona sixth among all college programs in terms of producing top NBA talent over the last two-plus decades.

UA has produced a total of 67 NBA draft selections in its men's basketball history, including 19 first-round picks. Eleven of Arizona's last 14 NBA draft picks have been first-rounders.

ARIZONA PLAYERS ARE A MODEL OF NBA SUCCESS

UA players have been far from content by just hearing their names called on draft night, however. As has been reported by various media outlets, the fraternity of Arizona's NBA players has exceeded the collective \$1 billion mark in career earnings.

Collectively, the Wildcat players who have been drafted since 1988 are an accomplished group, having won 13 NBA championships and made six All-Star appearances. The group also boasts a Rookie of the Year (Damon Stoudamire), a Sixth Man of the Year (Jason Terry) and a Most Improved Player (Gilbert Arenas).

There have been at least eight former Wildcats in the NBA in each of the last 14 seasons.

WILDCATS CONTINUE TO BE LEAGUE'S BIGGEST DRAW, EVEN AWAY FROM HOME

Aside from the fact that Arizona's average home attendance is more than 4,000 fans higher than the next Pac-12 school, the Wildcats continue to be the league's biggest draw when they play on the road.

Average attendance at Pac-12 schools increased by an average of 30 percent in 2013-14 when Arizona came to town, including an increase of more than 60 percent at one league opponent's venue.

The Wildcats averaged 14,375 fans per home game in 2013-14, equating to a 99 percent capacity of McKale Center for the season.

RECRUITING EFFORTS PAYING OFF IN A BIG WAY

In each of the last four seasons, Arizona head coach Sean Miller and his coaching staff have worked diligently to land recruiting classes that ranked among the nation's best. Having done so, UA is one of only two schools in the nation to boast four-straight ESPN top-10 classes, along with Kentucky.

The Wildcats' haul was ranked seventh nationally by ESPN in 2011, third in 2012 and fifth in 2013. The 2014 class, a five-man class featuring McDonald's All-American Stanley Johnson, was tabbed seventh nationally by ESPN.

ARIZONA A FREQUENT HOME FOR MCDONALD'S ALL-AMERICANS

With 2014 McDonald's All-American Stanley Johnson joining the fold this season, Arizona has now been the college destination for 20 members of that prestigious fraternity.

In the last three seasons, head coach Sean Miller and his staff have welcomed five McDonald's All-Americans to the program: Brandon Ashley and Grant Jerrett in 2012, Aaron Gordon and Rondae Hollis-Jefferson in 2013 and Johnson in 2014.

The list of McDonald's All-Americans to play at Arizona is as follows (in alphabetical order): Hassan Adams (2002), Brandon Ashley (2012), Jerry Bayless (2007), Mike Bibby (1996), Chase Budinger (2006), Ben Davis (1991), Sean Elliott (1985), Jason Gardner (1999), Aaron Gordon (2013), Rondae Hollis-Jefferson (2013), Richard Jefferson (1998), Grant Jerrett (2012), Stanley Johnson (2014), Jawann McClellan (2004), Craig McMillan (1984), Chris Mills (1988), Khalid Reeves (1990), Mustafa Shakur (2003), Brian Williams (1987) and Loren Woods (1996).

GRADUATING PLAYERS A PRIORITY FOR WILDCATS

Over the past five seasons under head coach Sean Miller, all 13 Arizona players to complete their eligibility have left the university with a degree. Additionally, all 29 student-athletes to complete their eligibility under Miller have earned their degrees since he became a head coach in 2004-05.

In the spring 2013 semester, the Wildcats posted the highest single-season semester GPA in program history.

WILDCATS CONTINUE TO BUILD ON RANKINGS STREAK

The Wildcats have been ranked in 40-consecutive AP polls and 42-straight coaches polls. Since the start of the 2012-13 season, Arizona has spent 33 weeks ranked in the top 10 of the AP poll.

UA took over the No. 1 ranking in the Dec. 9, 2013, AP poll, marking its first top ranking since 2003 and the first time a Pac-12 team had garnered the top spot since 2006. The Wildcats held the top spot for a program-record eight-straight weeks.

Arizona was one of just 11 programs in the nation to appear in all 20 Associated Press polls in 2012-13, and one of just eight programs nationally to do so in 2013-14. UA was the nation's lone team to be ranked in the top 10 of every AP poll during the 2013-14 season.

Only seven schools - Arizona, Duke, Florida, Kansas, Louisville, Michigan State and Syracuse - have been ranked in every AP poll over the last two seasons.

Day	Date	Opponent	Location	Time	TV
Saturday	Oct. 18	McDonald's Red-Blue Game	Tucson, Ariz.	3 p.m. MST	Pac-12 Networks
Sunday	Nov. 9	Cal Poly Pomona (Ex)	Tucson, Ariz.	4 p.m. MST	Pac-12 Networks
Friday	Nov. 14	Mount St. Mary's	Tucson, Ariz.	6 p.m. MST	Pac-12 Networks
<i>EA Sports Maui Invitational Opening Game</i>					
Sunday	Nov. 16	Cal State Northridge	Tucson, Ariz.	6 p.m. MST	Pac-12 Networks
Wednesday	Nov. 19	UC Irvine	Tucson, Ariz.	7 p.m. MST	Pac-12 Networks
<i>EA Sports Maui Invitational</i>					
Monday	Nov. 24	Missouri	Lahaina, Hawaii	3 p.m. MST	ESPN2
Tuesday	Nov. 25	Kansas State/Purdue	Lahaina, Hawaii	Noon/5:30 p.m. MST	ESPN/ESPN2
Wednesday	Nov. 26	TBD	Lahaina, Hawaii	TBD	ESPN/ESPN2
Tuesday	Dec. 2	Gardner-Webb	Tucson, Ariz.	7 p.m. MST	Pac-12 Networks
Saturday	Dec. 6	Gonzaga	Tucson, Ariz.	3:15 p.m. MST	ESPN
Tuesday	Dec. 9	Utah Valley	Tucson, Ariz.	7 p.m. MST	Pac-12 Networks
Saturday	Dec. 13	Michigan	Tucson, Ariz.	3:15 p.m. MST	ESPN
Tuesday	Dec. 16	Oakland	Tucson, Ariz.	7 p.m. MST	Pac-12 Networks
Friday	Dec. 19	UTEP	El Paso, Texas	9 p.m. MST	Fox Sports 1
Tuesday	Dec. 23	UNLV	Las Vegas, Nev.	8 p.m. MST	CBS Sports Network
Sunday	Jan. 4	Arizona State	Tucson, Ariz.	5 p.m. MST	Fox Sports 1
Thursday	Jan. 8	Oregon	Eugene, Ore.	8:30 p.m. MST	Pac-12 Networks
Sunday	Jan. 11	Oregon State	Corvallis, Ore.	8 p.m. MST	Fox Sports 1
Thursday	Jan. 15	Colorado	Tucson, Ariz.	7 p.m. MST	ESPN/ESPN2
Saturday	Jan. 17	Utah	Tucson, Ariz.	5 p.m. MST	Pac-12 Networks
Thursday	Jan. 22	Stanford	Palo Alto, Calif.	7 p.m. MST	ESPN2
Saturday	Jan. 24	California	Berkeley, Calif.	8:30 p.m. MST	Pac-12 Networks
Wednesday	Jan. 28	Oregon	Tucson, Ariz.	8 p.m. MST	Pac-12 Networks
Friday	Jan. 30	Oregon State	Tucson, Ariz.	8 p.m. MST	Pac-12 Networks
Saturday	Feb. 7	Arizona State	Tempe, Ariz.	2:30 p.m. MST	FOX
Friday	Feb. 13	Washington	Seattle, Wash.	7 p.m. MST	ESPN
Sunday	Feb. 15	Washington State	Pullman, Wash.	4:30 p.m. MST	Fox Sports 1
Thursday	Feb. 19	USC	Tucson, Ariz.	7 p.m. MST	Pac-12 Networks
Saturday	Feb. 21	UCLA	Tucson, Ariz.	7 p.m. MST	ESPN
Thursday	Feb. 26	Colorado	Boulder, Colo.	7 p.m. MST	ESPN/ESPN2
Saturday	Feb. 28	Utah	Salt Lake City, Utah	TBD	ESPN/ESPN2
Thursday	March 5	California	Tucson, Ariz.	7 p.m. MST	ESPN/ESPN2
Saturday	March 7	Stanford	Tucson, Ariz.	2 p.m. MST	CBS
Wed-Sat.	March 11-14	Pac-12 Tournament	Las Vegas, Nev.	TBD	Pac-12 Networks/ESPN

(All times are MST. All times and dates are subject to change.)

2014-15 OPPONENTS



ARIZONA STATE

Series Arizona, 145-81
 2013-14 Record 21-12
 2013-14 Conference Record 10-8
 2013-14 Postseason NCAA second round
 2013-14 Final Ranking (AP/Coaches) NR/NR
 Head Coach Herb Sendek
 Career Record/Record at School 395-279/141-121
 SID Doug Tammara
 SID Phone (480) 965-5799
 SID E-mail tammara@asu.edu
 SID Fax (480) 965-5408
 Web Site thesundevils.com

BYU

Series Arizona, 20-19
 2013-14 Record 23-12
 2013-14 Conference Record 13-5
 2013-14 Postseason NCAA second round
 2013-14 Final Ranking (AP/Coaches) NR/NR
 Head Coach Dave Rose
 Career Record/Record at School 232-78/Same
 SID Kyle Chilton
 SID Phone (801) 422-4909
 SID E-mail kyle_chilton@byu.edu
 SID Fax Not available
 Web Site byucougars.com

CALIFORNIA

Series Arizona, 56-30
 2013-14 Record 21-13
 2013-14 Conference Record 10-8
 2013-14 Postseason NIT third round
 2013-14 Final Ranking (AP/Coaches) NR/NR
 Head Coach Cuonzo Martin
 Career Record/Record at School 124-82/0-0
 SID Doug Drabik
 SID Phone (510) 642-5363
 SID E-mail ddrabik@berkeley.edu
 SID Fax (510) 643-7778
 Web Site calbears.com

CAL STATE NORTHRIDGE

Series Never met
 2013-14 Record 17-18
 2013-14 Conference Record 7-9
 2013-14 Postseason None
 2013-14 Final Ranking (AP/Coaches) NR/NR
 Head Coach Reggie Theus
 Career Record/Record at School 58-41/17-18
 SID Bob Vasquez
 SID Phone (818) 677-2313
 SID E-mail bobbyv@csun.edu
 SID Fax (818) 677-4950
 Web Site gomatadors.com

CHAMINADE

Series Arizona, 1-0
 2013-14 Record 19-13
 2013-14 Conference Record 13-7
 2013-14 Postseason NCAA West Regional (Division II)
 2013-14 Final Ranking (AP/Coaches) NR/NR
 Head Coach Eric Bovaird
 Career Record/Record at School 49-38/Same
 SID Kevin Hashiro
 SID Phone (808) 739-8579
 SID E-mail athletics-sid@chaminade.edu
 SID Fax (808) 739-4695
 Web Site goswords.com

COLORADO

Series Tied, 11-11
 2013-14 Record 23-12
 2013-14 Conference Record 10-8
 2013-14 Postseason NCAA second round
 2013-14 Final Ranking (AP/Coaches) NR/NR
 Head Coach Tad Boyle
 Career Record/Record at School 148-116/92-50
 SID Andrew Green
 SID Phone (303) 492-5626
 SID E-mail andrew.green@colorado.edu
 SID Fax (303) 492-3811
 Web Site cubuffs.com

GARDNER-WEBB

Series Never met
 2013-14 Record 18-15
 2013-14 Conference Record 10-6
 2013-14 Postseason None
 2013-14 Final Ranking (AP/Coaches) NR/NR
 Head Coach Tim Craft
 Career Record/Record at School 18-15/Same
 SID Marc Rabb
 SID Phone (704) 406-4355
 SID E-mail mrabb@gardner-webb.edu
 SID Fax (704) 406-4739
 Web Site gwusports.com

GONZAGA

Series Arizona, 4-1
 2013-14 Record 29-7
 2013-14 Conference Record 15-3
 2013-14 Postseason NCAA third round
 2013-14 Final Ranking (AP/Coaches) RV/RV
 Head Coach Mark Few
 Career Record/Record at School 403-100/Same
 SID Oliver Pierce
 SID Phone (509) 313-6373
 SID E-mail pierce@athletics.gonzaga.edu
 SID Fax (509) 313-5730
 Web Site gozags.com

KANSAS STATE

Series Kansas State, 8-5
 2013-14 Record 20-13
 2013-14 Conference Record 10-8
 2013-14 Postseason NCAA second round
 2013-14 Final Ranking (AP/Coaches) NR/NR
 Head Coach Bruce Weber
 Career Record/Record at School 360-176/47-21
 SID Tom Gilbert
 SID Phone (785) 532-7979
 SID E-mail tgilbert@kstatesports.com
 SID Fax Not available
 Web Site kstatesports.com

MICHIGAN

Series Arizona, 7-2
 2013-14 Record 28-9
 2013-14 Conference Record 15-3
 2013-14 Postseason NCAA Elite Eight
 2013-14 Final Ranking (AP/Coaches) 7/6
 Head Coach John Beilein
 Career Record/Record at School 701-412/150-94
 SID Tom Wywrot
 SID Phone (734) 647-1268
 SID E-mail twywrot@umich.edu
 SID Fax (734) 647-1188
 Web Site mgoblue.com

MISSOURI

Series Tied, 1-1
 2013-14 Record 23-12
 2013-14 Conference Record 9-9
 2013-14 Postseason NIT second round
 2013-14 Final Ranking (AP/Coaches) NR/NR
 Head Coach Kim Anderson
 Career Record/Record at School 274-95/0-0
 SID Dave Reiter
 SID Phone (573) 884-2437
 SID E-mail reiterd@missouri.edu
 SID Fax (573) 882-4720
 Web Site mutigers.com

MOUNT ST. MARY'S

Series Never met
 2013-14 Record 16-17
 2013-14 Conference Record 9-7
 2013-14 Postseason NCAA First Four
 2013-14 Final Ranking (AP/Coaches) NR/NR
 Head Coach Jamion Christian
 Career Record/Record at School 34-31/Same
 SID Mark Vandergrift
 SID Phone (301) 447-5384
 SID E-mail vandergrift@msmary.edu
 SID Fax (301) 447-5300
 Web Site mountathletics.com

OAKLAND

Series Arizona, 1-0
 2013-14 Record 13-20
 2013-14 Conference Record 7-9
 2013-14 Postseason None
 2013-14 Final Ranking (AP/Coaches) NR/NR
 Head Coach Greg Kampe
 Career Record/Record at School 519-386/Same
 SID Scott MacDonald
 SID Phone (248) 370-4008
 SID E-mail macdona2@oakland.edu
 SID Fax (248) 370-3138
 Web Site ougrizzlies.com

OREGON

Series Arizona, 46-26
 2013-14 Record 24-10
 2013-14 Conference Record 10-8
 2013-14 Postseason NCAA third round
 2013-14 Final Ranking (AP/Coaches) RV/RV
 Head Coach Dana Altman
 Career Record/Record at School 507-290/97-47
 SID Greg Walker
 SID Phone (541) 346-2252
 SID E-mail gswalker@uoregon.edu
 SID Fax Not available
 Web Site goducks.com

OREGON STATE

Series Arizona, 58-20
 2013-14 Record 16-16
 2013-14 Conference Record 8-10
 2013-14 Postseason CBI first round
 2013-14 Final Ranking (AP/Coaches) NR/NR
 Head Coach Wayne Tinkle
 Career Record/Record at School 158-91/0-0
 SID Shawn Schoeffler
 SID Phone (541) 737-8898
 SID E-mail shawn.schoeffler@oregonstate.edu
 SID Fax (541) 737-3072
 Web Site osubeavers.com

PITTSBURGH

Series Arizona, 3-2
 2013-14 Record 26-10
 2013-14 Conference Record 11-7
 2013-14 Postseason NCAA third round
 2013-14 Final Ranking (AP/Coaches) NR/RV
 Head Coach Jamie Dixon
 Career Record/Record at School 288-96/Same
 SID Greg Hotchkiss
 SID Phone (412) 648-8240
 SID E-mail ghotchkiss@athletics.pitt.edu
 SID Fax (412) 648-8248
 Web Site pittsburghpanthers.com

PURDUE

Series Purdue, 6-5
 2013-14 Record 15-17
 2013-14 Conference Record 5-13
 2013-14 Postseason None
 2013-14 Final Ranking (AP/Coaches) NR/NR
 Head Coach Matt Painter
 Career Record/Record at School 216-117/191-112
 SID Chris Forman
 SID Phone (765) 494-3201
 SID E-mail cforman@purdue.edu
 SID Fax (765) 494-5447
 Web Site purduesports.com

SAN DIEGO STATE

Series Arizona, 23-7
 2013-14 Record 31-5
 2013-14 Conference Record 16-2
 2013-14 Postseason NCAA Sweet 16
 2013-14 Final Ranking (AP/Coaches) 13/12
 Head Coach Steve Fisher
 Career Record/Record at School 496-258/312-176
 SID Mike May
 SID Phone (619) 592-5547
 SID E-mail mmay@mail.sdsu.edu
 SID Fax (619) 582-6541
 Web Site goaztecs.com

STANFORD

Series Arizona, 57-29
 2013-14 Record 23-13
 2013-14 Conference Record 10-8
 2013-14 Postseason NCAA Sweet 16
 2013-14 Final Ranking (AP/Coaches) NR/24
 Head Coach Johnny Dawkins
 Career Record/Record at School 117-87/Same
 SID Brian Rizzo
 SID Phone (650) 736-9044
 SID E-mail brisso@stanford.edu
 SID Fax (650) 725-2957
 Web Site gostanford.com

UC IRVINE

Series Arizona, 1-0
 2013-14 Record 23-12
 2013-14 Conference Record 13-3
 2013-14 Postseason NIT first round
 2013-14 Final Ranking (AP/Coaches) NR/NR
 Head Coach Russell Turner
 Career Record/Record at School 69-67/Same
 SID Bob Olson
 SID Phone (949) 824-5814
 SID E-mail rkolson@uci.edu
 SID Fax Not available
 Web Site ucirvinesports.com

2014-15 OPPONENTS



UCLA

Series UCLA, 53-38
 2013-14 Record 28-9
 2013-14 Conference Record 12-6
 2013-14 Postseason NCAA Sweet 16
 2013-14 Final Ranking (AP/Coaches) 20/15
 Head Coach Steve Alford
 Career Record/Record at School 491-244/28-9
 SID Alex Timiraos
 SID Phone (310) 206-6831
 SID E-mail atimiraos@athletics.ucla.edu
 SID Fax (310) 825-8664
 Web Site uclabruins.com

UNLV

Series UNLV, 11-7
 2013-14 Record 20-13
 2013-14 Conference Record 10-8
 2013-14 Postseason None
 2013-14 Final Ranking (AP/Coaches) NR/NR
 Head Coach Dave Rice
 Career Record/Record at School 71-32/Same
 SID Andy Grossman
 SID Phone (702) 895-3995
 SID E-mail andy.grossman@unlv.edu
 SID Fax (702) 895-0989
 Web Site unlvrebels.com

USC

Series Arizona, 62-41
 2013-14 Record 11-21
 2013-14 Conference Record 2-16
 2013-14 Postseason None
 2013-14 Final Ranking (AP/Coaches) NR/NR
 Head Coach Andy Enfield
 Career Record/Record at School 52-49/11-21
 SID David Tuttle
 SID Phone (213) 740-3806
 SID E-mail davidtut@usc.edu
 SID Fax (213) 740-7584
 Web Site usctrojans.com

UTAH

Series Tied, 28-28
 2013-14 Record 21-12
 2013-14 Conference Record 9-9
 2013-14 Postseason NIT first round
 2013-14 Final Ranking (AP/Coaches) NR/NR
 Head Coach Larry Krystkowiak
 Career Record/Record at School 84-75/42-55
 SID Drew Wiseman
 SID Phone (801) 581-3771
 SID E-mail dwiseman@huntsman.utah.edu
 SID Fax (801) 581-4358
 Web Site utahutes.com

UTAH VALLEY

Series Never met
 2013-14 Record 20-12
 2013-14 Conference Record 13-3
 2013-14 Postseason NIT first round
 2013-14 Final Ranking (AP/Coaches) NR/NR
 Head Coach Dick Hunsaker
 Career Record/Record at School Not available
 SID Clint Burgi
 SID Phone (801) 863-8644
 SID E-mail clint.burgi@uvu.edu
 SID Fax (801) 863-8813
 Web Site wolverinegreen.com

UTEP

Series Arizona, 60-30
 2013-14 Record 23-11
 2013-14 Conference Record 12-4
 2013-14 Postseason CBI first round
 2013-14 Final Ranking (AP/Coaches) NR/NR
 Head Coach Tim Floyd
 Career Record/Record at School 409-232/81-52
 SID Jeff Darby
 SID Phone (915) 747-6652
 SID E-mail jdarby@utep.edu
 SID Fax (915) 747-5444
 Web Site utepathletics.com

WASHINGTON

Series Arizona, 47-28
 2013-14 Record 17-15
 2013-14 Conference Record 9-9
 2013-14 Postseason None
 2013-14 Final Ranking (AP/Coaches) NR/NR
 Head Coach Lorenzo Romar
 Career Record/Record at School 347-232/254-144
 SID Ashley Walker
 SID Phone (206) 240-3899
 SID E-mail awalker1@uw.edu
 SID Fax (206) 543-2230
 Web Site gohuskies.com

WASHINGTON STATE

Series Arizona, 58-16
 2013-14 Record 10-21
 2013-14 Conference Record 3-15
 2013-14 Postseason None
 2013-14 Final Ranking (AP/Coaches) NR/NR
 Head Coach Ernie Kent
 Career Record/Record at School 325-254/0-0
 SID Jessica Holmes
 SID Phone (509) 335-0255
 SID E-mail jessica_schmick@wsu.edu
 SID Fax (509) 335-0267
 Web Site wsucougars.com

SEAN MILLER HEAD COACH SIXTH SEASON PITTSBURGH '92

In just five years as the head men's basketball coach at the University of Arizona, Sean Miller has not only proven himself to be one of the elite coaches in all of college basketball, but has also successfully restored UA to its place among the premier programs in the game.

Highly respected by his peers as a member of the NABC Board of Directors, a rising talent on the international basketball landscape and a rallying figure for Wildcat fans, Miller has continuously showed elite abilities to evaluate talent, develop players toward the fulfillment of their potential and mold young men who represent the university with pride.

A bona fide winner at every level, Miller owns a 249-95 (.724) record in 10 years as a head coach, while attaining a 129-48 (.729) mark at Arizona and a 63-27 (.700) record in Pac-12 play. In 22 years on the collegiate sidelines, Miller's teams have produced 19 winning seasons and averaged better than 20 wins per year. He also has a pair of gold medals with USA Basketball, one as a player and one as an assistant coach with the U.S. squad at the 2014 FIBA Americas U18 Championship.

Miller has been a part of 13 NCAA Tournament teams as a player, assistant coach and head coach, including seven in his 10-year head coaching career. He has guided teams to five Sweet 16s and three Elite Eights, and owns a 14-7 (.667) record as a head coach in the NCAA Tournament.

Success at Arizona didn't happen overnight, but is instead a product of a tireless first year of work that instilled a process of daily hard work and dedicated effort that has been followed by each member of the program since those early days.

From an initial team meeting that featured just six players, Miller worked exhaustively to build from within and fashion an attacking system in which defensive intensity and offensive cohesiveness form a relentless unit on both ends of the court.

Additionally, Miller has reestablished and rejuvenated recruiting ties that have aided the Wildcats in assembling four-consecutive recruiting classes that have each ranked in the top 10 nationally.

Arizona is averaging 25.8 wins per seasons under Miller's guidance, best in program history for a coach with at least four years at the school. The Wildcats have reached the 20-win mark in four of Miller's five seasons at the helm, including a pair of 30-win campaigns.

Two of the top-five single-season win totals in program history – 33 in 2013-14 and 30 in 2010-11 – have come under Miller's direction. The Wildcats' class of 2014 finished its tenure at UA with 113 wins, the second-best four-year run in program history.

Miller's "A Player's Program" philosophy has been a guideline that has tied together the program's reemergence. Under the plan, everything that takes place within the program is geared toward three focal points: honoring the past players and coaches who laid the groundwork, ensuring that the current student-athletes have the best means and opportunities to maximize their potential, and attracting high-level prospective student-athletes who will embrace the challenge of building on the program's storied tradition.

Arizona Highlights

Miller's first season in Tucson was one that befit his penchant for honoring the process, as the Wildcats finished 16-15 despite making drastic improvements over the course of the 2009-10 campaign.

Though the first season of the Miller Era was trying, it didn't take long for the larger benefits of that initial struggle to be felt within in the UA program.

The 2010-11 squad had a banner year by even the lofty standards of the Arizona program, winning 30 games, capturing the regular-season Pac-10 championship and roaring to the Elite Eight with convincing victory over top-seeded Duke in the regional semifinal.

The overall improvement of the program from year one to year two was personified by the rise of the forward Derrick Williams. A late addition to Miller's first UA recruiting class, he garnered Pac-10 Freshman of the Year honors in 2010 before blossoming into a consensus All-American and the conference Player of the Year as a sophomore.

Miller's 2011-12 UA team win 23 games and earned a postseason berth in the NIT, securing back-to-back 20-win seasons for the Wildcats for the first time in five years. For the second-straight season, UA finished in the top five nationally in three-point field goal percentage defense and limited opponents to an average of 62.7 points per game, a figure that was, at the time, the lowest for the program in more than two decades.

The Wildcats placed three players on the All-Pac-12 teams following that season, as Kyle Fogg and Solomon Hill garnered first-team recognition and Jesse Perry was an honorable mention honoree.

The 2012-13 edition of the Wildcats captivated the nation with its electrifying 14-0 start before tying for second in the Pac-12 and earning the second NCAA Tournament berth of Miller's tenure. UA reached its second Sweet 16 under Miller, where it fell to Ohio State in a back-and-forth affair to finish with a 27-8 record.

Hill was rewarded for a stellar senior season with his second-consecutive inclusion on the All-Pac-12 first team and was joined by teammate Mark Lyons, who led the Pac-12 in free throw percentage in his lone season at UA.

With high expectations swirling around the program prior to the 2013-14 campaign, the Wildcats didn't disappoint. Instead, UA turned in its finest season under Miller to date. Arizona finished the season 33-5, the second-best single-season win total in school history, claimed their 13th regular-season Pac-12 title, secured a No. 1 seed in the NCAA Tournament and advanced to the second Elite Eight of the Miller Era.

Miller's charges won the Pac-12 regular-season title by three games in a tightly-contested year that saw just three games separate the second and ninth places in the league.

The Wildcats spent eight-straight weeks during the season ranked No. 1 in the Associated Press poll, establishing a new program record for longevity in the top spot, and its No. 1 seed in the NCAA Tournament was a first for the program since 2003.

Arizona was a major factor in the national statistical rankings in 2013-14, ranking fourth nationally in field goal percentage defense (38.0), sixth in scoring defense (58.6) and ninth in rebound margin (+7.1). The 2013-14 squad was the first UA team to lead the Pac-12 in scoring defense since the school joined the conference in 1978, and its mark of 58.6 points allowed per game was the program's best since the 1950-51 season.

In a tribute to both Miller's pedigree and that of the coaching staff, the Wildcats established a program record with an average of just 10.2 turnovers per game and ranked 12th nationally with a 1.48 assist-to-turnover ratio.

As would be expected following a season of that caliber, individual accolades were forthcoming for numerous Arizona players. Foremost among that group was Nick Johnson, whose hard work and dedication paid off with a meteoric rise from all-conference-caliber player to first-team All-American, Pac-12 Player of the Year and a finalist for all three major national Player of the Year awards.

Aaron Gordon was rewarded for a thunderous rookie season with third-team All-America and Pac-12 Freshman of the Year honors, as well as first-team All-Pac-12 accolades. He was also one of six finalists for the Wayman Tisdale National Freshman of the Year award.

Rondae Hollis-Jefferson was honored as a member of the Pac-12 All-Freshman Team along with Gordon, while T.J. McConnell was a second-team All-Pac-12 performer. Both Johnson and McConnell were also named to the Pac-12 All-Defensive Team.

Player Development

Throughout his coaching career, Miller has made player development a top priority, matching one of his biggest talents as a coach with one of his biggest passions about the profession.

At Xavier, Miller helped mold Indianapolis product Justin Cage from a little-used freshman into a three-time All-Defensive Team selection in the Atlantic-10. While with the Musketeers, he also did the same for Justin Doellman and Derrick Brown, who went from seldom-used reserved to a first-team All-A-10 pick and the No. 40 pick in the 2009 NBA Draft, respectively.

That track record has more than been extended during Miller's time at Arizona, starting with a player who would go on to become the No. 2 overall pick in the 2011 NBA Draft.

Williams was considered to be the least prolific player in Miller's first UA recruiting class. However, from the time he set foot on campus, Williams steadily improved to the point where he was named Pac-10 Freshman of the Year following his first season. In 2010-11, his explosiveness and ferocity on the court made the nation take notice, and before submitting his name for the 2011 draft, he has consensus All-America honors and Pac-10 Player of the Year accolades to his credit.

Hill became the second member of that recruiting class to hear his name called during the first round of an NBA Draft when he did so in 2013. Hill steadily evolved from a role player as an underclassman to the Wildcats' undisputed leader as a senior, finishing his career as one of the most statistically well-rounded players in program history.

Johnson followed a path similar to Hill's, adding to his game each year before breaking out as one of the nation's most versatile and explosive players as a junior in 2013-14. The first-team All-American nearly doubled his scoring average from his freshman year by the time he was a junior, and was taken 42nd overall by the Houston Rockets in the 2014 NBA Draft.

The Next Level

In just five years under Miller's direction, the Arizona program has produced a total of five draft picks, including two lottery picks among a total of three first-round selections.

In a testament to the player-development prowess of Miller and his UA coaching staff, Williams became the first Wildcat drafted under Miller's watch when he went No. 2 overall to the Minnesota Timberwolves in 2011. In just two years' time, Williams went from the least heralded of Miller's initial five-man recruiting class to matching Mike Bibby as the highest overall draft picks in Arizona history.

Williams was named to the NBA All-Rookie second team in 2012 and recently completed his third NBA season, where he currently plays for the Sacramento Kings.

The 2013 NBA Draft was a significant night for the UA program under Miller, as Hill became the 18th first-round pick in program history when the Indiana Pacers selected him 23rd overall. Grant Jerrett gave Arizona two picks in a single draft for the first time since 2009 when his name was called with the 40th overall selection.

Miller and the UA staff sent two more Wildcats into the NBA ranks via the 2014 draft, when Aaron Gordon was taken fourth overall by Orlando to become the second lottery pick of the Miller Era and Nick Johnson was chosen 42nd overall by Houston.

The first player to be drafted during Miller's head coaching career came in 2009, when the Charlotte Bobcats made Brown a second-round pick.

Numerous players who have been part of Miller's programs at both Arizona and Xavier have forged successful professional careers overseas. In 2014, Fogg was named Player of the Year in Finland after averaging 27.0 points and 6.4 rebounds per game for Lapua, while Doellman was named MVP of La Liga Endesa in Spain the same year.

Honors and Awards

As the architect of some of the finest seasons in the history of two storied college basketball programs, it is only fitting that Miller recognition from both his coaching peers and the media for his efforts.

Miller has been named Pac-10/12 Coach of the Year twice in the last four years, receiving the honor in both 2011 and 2014. Combined with his Atlantic-10 Coach of the Year honor in 2008, Miller has been a conference coach of the year three times in the last seven seasons.

His coaching peers in the NABC have also recognized Miller's coaching prowess three times in his career, naming him District 10 Coach of the Year in 2008 and District 20 Coach of the Year in both 2011 and 2014. The 2014 season also saw Miller recognized by the United States Basketball Writers Association (USBWA) as its District IX Coach of the Year.

Prior to Arizona

Miller's path through the college coaching ranks began at Wisconsin in 1992, when he served as a graduate assistant on a UW staff that also included current Detroit Pistons head coach and president of basketball operations Stan Van Gundy.

Following one season in Madison, Miller spent two seasons as an assistant coach at Miami (Ohio). During his time at Miami, Miller helped lead the Red Hawks to a 42-18 (.700) record, the 1995 MAC regular-season title, a 1995 NCAA Tournament appearance and a 1994 NIT berth. Miller spent the 1995-96 season as an assistant at his alma mater, Pittsburgh.

Starting with the 1996-97 season, Miller had a five-year term as an assistant coach at North Carolina State. During his tenure in Raleigh, NCSU made four postseason appearances, including a run to the 2000 NIT semifinals.

Miller made the move back to southwestern Ohio in 2001, joining the staff at Xavier as the program's first-ever associate head coach. In three years as the top assistant on Thad Matta's staff, Miller helped lead XU to a 78-23 (.772) record, two regular-season A-10 titles and a pair of A-10 Tournament championships. The Musketeers made the NCAA Tournament in each Miller's three seasons as associate head coach, reaching the program's first-ever Elite Eight in 2004.

Miller took over as Xavier's head coach prior to the 2004-05 season and proceeded to embark on one of the best five-year runs in program history. Miller led XU to a 120-47 (.719) record, winning at least 25 games in each of his last three seasons at the helm. The Musketeers captured three A-10 regular-season crowns and one conference tournament title during the Miller Era, while making four NCAA Tournament appearances that yielded two Sweet 16s and an Elite Eight run.

In total at Xavier, Miller helped the school post a 198-70 (.739) record, make seven NCAA Tournament appearances and win seven conference titles (four regular season/three conference tournament). His 120 wins as XU's head coach still rank third on the program's career list for coaching victories.

Focus on the Total Person

In Miller's head coaching career, winning championships and helping student-athletes reach their potential on the basketball court have gone hand-in-hand with helping them flourish as students and members of a broader community.

In Miller's 10 seasons as a college head coach, all 29 players who have completed their eligibility under his direction have earned their college degrees. Sixteen of those graduates came during his time at Xavier, and he has helped 13 players earn their degrees in five years at Arizona.

Under Miller's watch, Arizona has also experienced Academic Progress Rate (APR) success, as evidenced by its most recent multi-year score of 984, which reflects the first four years of Miller's tenure. The Wildcats produced single-year APR scores of 1,000 in both 2010-11 and 2011-12.

Part of Miller's philosophy is also centered on community involvement and giving back to those who support the UA program. To that end, the Wildcats have been frequent visitors to Diamond Children's Hospital at the University of Arizona Medical Center during Miller's tenure, as well as taking part in activities with other local organizations.

Miller has also been active in the annual Coaches Charity Challenge, competing against other coaches across the nation for votes to raise money for Ronald McDonald House Charities of Southern Arizona.

The International Stage

In addition to establishing his place among the elite coaches in the college game, Miller is also a rising figure in the international arena with USA Basketball for his abilities both as a coach and an evaluator of international-caliber talent.

In June 2014, Miller served as an assistant coach with U.S. Men's U18 National Team at the FIBA Americas Championship, helping lead the United States to a gold medal and a place in the 2015 FIBA U19 World Championship. During that tournament, Miller helped mentor current Wildcat Stanley Johnson to tournament MVP honors and his third international gold medal.

In 2013, Gordon claimed tournament MVP honors at the FIBA U19 World Championship after leading Team USA to a gold medal. Current Arizona forward Brandon Ashley was also invited to the team trials for that U19 National Team squad.

Miller got his USA Basketball coaching start in 2011, when he was a court coach at the USA Basketball Men's World University Games Team training camp.

Miller's first gold medal with USA Basketball came as a player in 1991, when he helped propel the U.S. to gold in men's basketball at the World University Games in Sheffield, England.

Playing Career

Regarded as the best three-point shooter in the history of the Pittsburgh program, Miller was a Big East All-Rookie Team pick in 1988.

Miller helped lead the Panthers to the 1988 Big East regular-season title, as well as three NCAA Tournament appearances. He was an integral part of one of the most famous plays in college basketball history, delivering the assist to Jerome Lane for "The Dunk," which Bill Raftery immortalized with the phrase, "Send it in, Jerome!"

A member of the Pitt All-Centennial Team that was convened in 2005, Miller currently ranks 18th on the program's career scoring chart with 1,282 points. He also ranks 10th on the NCAA Division I free throw shooting list at .885 and stands third on the Big East's career assists chart (744).

He served as the Panthers' team captain for the 1991-92 campaign.

A legend at Blackhawk High School in the Pittsburgh area, Miller was inducted into the Western Pennsylvania Interscholastic Athletic League Hall of Fame in June 2012.

JOE PASTERNAK ASSOCIATE HEAD COACH FOURTH SEASON INDIANA '99

Joe Pasternack is in his second season as Arizona's associate head coach, having been promoted to the position in June 2013.

He joined the UA staff in May 2011 and has helped the Wildcats to a 83-25 (.769) record, two Sweet 16 appearances and an Elite Eight in three seasons on the bench. He has helped guide teams to 10 NCAA Tournament appearances in 15 years as a college coach and administrator.

Pasternack has also been a key component of an Arizona recruiting effort that has landed four-consecutive top-10 classes, including two top-five classes in that stretch.

In 2013-14, Pasternack played an integral in the development of Aaron Gordon from heralded recruit to an All-America-caliber player who was named Pac-12 Freshman of the Year and was taken fourth overall by Orlando in the 2014 NBA Draft.

Tasked with learning multiple positions during his first year on the collegiate level, Gordon still averaged 12.4 points and a team-high 8.0 rebounds per game in 2013-14, establishing a new program freshman record with 303 total rebounds.

A New Orleans native, Pasternack served as head coach at the University of New Orleans from 2007-11 before arriving in Tucson. He led the Privateers to 19 wins in his first season, while establishing himself as a dogged recruiter with one of the Sun Belt's best recruiting classes.

His final season at UNO saw Pasternack lead the program to 16 wins despite losing the majority of his roster to transfer in the wake of the school's decision to become an NCAA Division I independent.

Prior to his tenure at UNO, Pasternack spent eight seasons (2000-07) at the University of California, where he oversaw the Bears' scouting and game preparation efforts, worked with the team's guards on a day-to-day basis and was involved in coordinating a recruiting effort that landed several top-25 classes.

Pasternack got his start in college basketball as a four-year manager under Bob Knight at Indiana, where he broke down game film and assisted in scouting opponents. He graduated from Indiana in 1999 with a degree in marketing.

Pasternack played four years of varsity basketball at Metairie Park Country Day School in New Orleans. He and his wife, Lindsay, have a son, Joe IV, and a daughter, Lilly.

EMANUEL RICHARDSON ASSISTANT COACH SIXTH SEASON PITTSBURGH-JOHNSTOWN '98

Now in his sixth season at Arizona, Emanuel "Book" Richardson has firmly established himself as one of the finest recruiters in college basketball.

Richardson joined the Arizona basketball family in the spring of 2009, and is currently in his eighth season as a member of Sean Miller's coaching staff.

His efforts in building and strengthening UA's recruiting ties across the country has helped Arizona land top-10 recruiting classes in each of the last four years, including two top-five classes during that period of time.

Richardson's contributions at Arizona have not only been felt on the recruiting trail, however. As a member of the UA staff for the entire Miller Era, Richardson has helped guide the Wildcats to a 129-48 (.729) record, three Sweet 16s, two Elite Eights and a pair of regular-season conference championships.

His work with current Arizona forward Rondae Hollis-Jefferson during the latter's first year on campus helped make him one of the breakout players of the 2013-14 college basketball season. Over the course of his freshman season, the explosive Hollis-Jefferson evolved into one of the Wildcats' most versatile players and was recognized as a member of the Pac-12 All-Freshman Team.

Richardson spent two seasons at Xavier (2007-09) before his arrival in Tucson, helping guide the Musketeers to 57 wins, two conference titles and a pair of deep NCAA Tournament runs. XU posted a school-record 30 wins and advanced to the Elite Eight in his first season on the bench.

Prior to his tenure at Xavier, Richardson was the Director of Basketball for the New York Gauchos/Teamwork Foundation in the Bronx from 2005-07. He also served as an assistant coach at St. Raymond's High School for Boys in 2004 and was the head coach for ninth and 10th-grade players in the New York Gauchos system in 2003.

Richardson's U-18 red team captured the gold medal at the 2007 USA Basketball Men's Youth Development Festival, making him the youngest coach ever to win the event, and the first AAU coach to be selected by USA Basketball as a festival head coach.

Richardson was an assistant coach at Marist College in 2004-05, where he coordinated the Red Foxes' recruiting, scouting and individual workouts, focusing on guard play and offensive skill development. He spent three seasons as an assistant at Monroe College, an NJCAA program in the Bronx. His 2002-03 club went 31-3, won the Region 15 and District 3 titles and finished fifth at the NJCAA national tournament.

A 1998 graduate of the University of Pittsburgh at Johnstown with a bachelor's degree in business marketing and management, Richardson's coaching career began at his alma mater as the associate head coach in 1999. He helped lead the Division II Mountain Cats to a 23-4 record, the best in school history.

A native of the Bronx, Richardson and his wife, Erin, have three children, daughters Chassidy and Sere, and son E.J.

DAMON STOUDAMIRE ASSISTANT COACH SECOND SEASON ARIZONA '08

One of the most storied players in Wildcat basketball history, Arizona alumnus and former NBA great Damon Stoudamire is in his second year as a member of the coaching staff at his alma mater.

In just a short time in the coaching ranks, Stoudamire has proven himself a dynamic recruiter and an adept on-court instructor. During his playing career on both the college and professional levels, he had the opportunity to learn the nuances of the profession from such luminaries as Lute Olson and Gregg Popovich.

Stoudamire hit the ground running in his return to the university, helping guide the Wildcats to a 33-5 record, a regular-season Pac-12 title and an Elite Eight run in 2013-14.

He was a key figure in former Arizona guard Nick Johnson's development into a national star in 2013-14. After quickly developing a rapport with Stoudamire, Johnson evolved into an explosive scorer and efficient facilitator, earning multiple first-team All-America honors and establishing himself as a finalist for all three major National Player of the Year awards.

Johnson was chosen by the Houston Rockets in the second round of the 2014 NBA Draft.

Stoudamire returned to Tucson after two years as an assistant coach at the University of Memphis, where he helped the Tigers to a combined 57-14 (.803) record from 2010-12. Memphis swept the Conference USA regular season and tournament titles and advanced to the NCAA Tournament in both of Stoudamire's seasons on the bench.

Stoudamire had a two-year run as an assistant with the Memphis Grizzlies from 2009-11. During his tenure, he helped the Grizzlies complete what was at the time the most successful season in franchise history, finishing third in the Southwest Division with a 46-36 record in 2010-11.

Eighth-seeded Memphis shocked the top-seeded San Antonio Spurs in the opening round of the 2011 playoffs before falling to Oklahoma City in the Western Conference semifinals.

In Stoudamire's first season on the Grizzlies' bench, he helped orchestrate a 16-game turnaround from the previous year. In 2010, he also coached the organization's entry into the NBA's Las Vegas Summer League.

Prior to joining the Grizzlies' staff, Stoudamire was the director of player development at Rice during the 2008-09 campaign.

One of the most dynamic guards in Arizona history, Stoudamire led Arizona to a 101-24 (.808) record from 1991-95, winning Pac-10 championships in 1994 and 1995 and leading the Cats to the 1994 Final Four. He received three All-America honors during that 1993-94 season, including consensus first-team accolades. As a senior, he was a finalist for the John R. Wooden Award and captured a share of the Pac-10 Player of the Year award.

Stoudamire finished his collegiate career ranked fifth on the UA career scoring list with 1,849 points, which still ranks sixth today, and his 663-career assists were the second-most in the Lute Olson era. He is the only player in Arizona history to score 40 points in a single game twice and one of only three Wildcats to score more than 600 points in a season twice, finishing his career as the program record holder with 272 three-point field goals (now ranks third). Nearly two decades after the completion of his UA career, Stoudamire still ranks in the top 10 on eight different program career charts.

Nicknamed "Mighty Mouse," Stoudamire was the seventh overall selection in the 1995 NBA Draft by the Toronto Raptors. He played 13 seasons in the league (1995-2008) for Toronto, Portland, Memphis and San Antonio, averaging 13.4 points, 6.1 assists and 3.4 rebounds in 878-career appearances.

In his initial NBA season in 1995-96, Stoudamire averaged 19.0 points, a career-best 9.3 assists and 4.0 rebounds on his way to Rookie of the Year honors. He also claimed the NBA Rookie All-Star Game MVP trophy that season.

During his second NBA season, he averaged a career-high 20.2 points and also posted averages of 8.8 assists and 4.1 boards in 81 games.

Stoudamire was traded to his hometown Portland Trailblazers during the 1997-98 season and played in front of his home fans for eight years. His final year in Portland was his most productive from a scoring standpoint and 15.8 points per game to go along with an average of 5.7 assists. He tallied a career-high 54 points against New Orleans on Jan. 14, 2005, a mark that still stands as the Trail Blazers' single-game record.

From 2005-08, Stoudamire played in 118 games for Memphis, averaging 8.4 points and 4.6 assists in two-plus years. He finished the 2007-08 season – the final year of his career – in San Antonio.

In his NBA career, Stoudamire played on six playoff teams, including five in Portland. He led the 1999-2000 Blazers to the Western Conference finals, where they were defeated by the Los Angeles Lakers in seven games.

RYAN REYNOLDS DIRECTOR OF OPERATIONS SIXTH SEASON XAVIER '07

Longtime Sean Miller staff member Ryan Reynolds is in his sixth year as the Wildcats' director of basketball operations. In that position, Reynolds has streamlined the day-to-day operations of the program.

Originally hired as an administrative assistant for the 2009-10 season, he was promoted to his current position in May 2010. Reynolds has worked alongside Miller in 10 of his 11 seasons in college basketball.

During his tenure in Tucson, Reynolds has streamlined the program's internal operations. He has overseen the major renovations to McKale Center, the weight room addition to Richard Jefferson Gymnasium, the 2010 men's basketball locker room renovation and the McKale Center hallway project, all of which have helped position the program for long-term success.

Reynolds is also responsible for scheduling the Wildcats' non-conference games, working closely with Miller to annually construct one of the nation's most challenging non-conference schedules. He is also the program's compliance liaison, director of the Sean Miller Basketball Camp, overall program budget manager and team travel coordinator.

He has been part of three NCAA Tournament teams at Arizona, with UA advancing to the Sweet 16 three times and Elite Eight twice with Reynolds on staff. The program has also captured a pair of Pac-10/12 regular-season titles during his time at UA.

Reynolds joined the Arizona basketball family after spending the 2008-09 campaign as a member of the Wake Forest men's basketball staff, where he was the Demon Deacons'

assistant coordinator of operations under Dino Gaudio. He was responsible for assisting with team travel and meals, scheduling and additional logistics within the basketball office. He also coordinated the program's recruiting databases.

In his lone season in Winston-Salem, Wake Forest opened the season 16-0, earning the nation's No. 1 ranking, before finishing the year with a 24-7 record.

Prior to his stint at Wake Forest, Reynolds spent the previous five years working under both Miller and Thad Matta at Xavier. Four of those seasons were as an undergraduate student manager and the last was as a Graduate Program Assistant, where he prepared and provided scouting videos, film exchange, equipment, administrative assistance and supervision of managers.

Reynolds was part of four NCAA Tournament teams during his tenure at Xavier, including XU's Elite Eight squads in 2004 and 2008. The Musketeers won the Atlantic-10 regular season or tournament title four times in that span.

The Cincinnati native graduated from Xavier in 2007 with a bachelor's in sports management and a business minor. He earned his Master's in sport administration from Xavier in 2008.

Reynolds was a standout in both basketball and football at Madeira High School. Playing on the hardwood for his father, Jim, the Cincinnati prep coach of the decade for the 1990s, Reynolds led Madeira to conference, sectional and district titles and a berth in the state tournament's Sweet 16 as a senior.

BEN TUCKER ASST. DIRECTOR OF OPERATIONS FIRST SEASON ARIZONA '11

Arizona alumnus Ben Tucker is in his first year as assistant director of basketball operations, having joined the staff in June 2014.

Tucker oversees Arizona's video scouting efforts and is responsible for the organization, breakdown, scouting and presentation of game film. He also handles player edits for individual players' use, creates recruiting videos and cuts recruiting film for coaches' evaluation.

Administratively, Tucker supervises the academic progress of student-athletes within the program, as all 29 players to complete their eligibility under Sean Miller have earned degrees.

A four-year manager for UA from 2008-11, Tucker was a senior manager during the 2010-11 campaign when the Wildcats captured the Pac-10 regular-season title and advanced to the Elite Eight in the NCAA Tournament.

He returned to Tucson following a two-year stint at College of Idaho, where he helped lead the Coyotes to a 43-20 (.683) record and a berth in the 2014 NAIA national tournament. During that time, he also coached with the Idaho Select AAU program.

Prior to his time at C of I, Tucker served as an assistant coach at Walsh University for two seasons. During that time, the Cavaliers posted a 44-13 (.772) record and made the transition from NAIA to NCAA Division II.

A Boise, Idaho, native, Tucker earned a bachelor's degree in physical education from Arizona in 2011 and a Master's of Education from Walsh in 2013.

KADEEM ALLEN - 20/G
JUNIOR
6-3/195
WILMINGTON, N.C.
HUTCHINSON CC

Prior to Arizona

Attended Hutchinson Community College in Hutchinson, Kan. ... Named 2014 National JUCO Player of the Year by both the NABC and NJCAA after being tabbed the 2014 NJCAA Preseason Player of the Year by the Sporting News ... Named a first-team All-American by both the NABC and NJCAA in both of his seasons at Hutch, becoming the first player in school history to earn back-to-back first-team All-America nods ... A two-time Jayhawk West Player of the Year and All-Region VI Player of the Year ... Finished his JUCO career ranked second on the Hutch career assists list with 324 and third on the career scoring list with 1,425 points ... Finished his Hutch career ranked in the program's top-five in seven career categories ... Ranked second in the NJCAA in scoring as a sophomore, averaging 25.9 points per game to go along with averages of 5.9 assists and 2.3 steals ... Had the first two triple-doubles in Hutch history and set a program single-season record with 13 30-point games as a sophomore ... Also set single-season school records for free throws (276) and free throw attempts (371), while his 854 points ranked third on the Hutch single-season list and his 194 assists ranked fourth ... Named MVP of the 2014 NJCAA All-Star Game in Las Vegas ... Averaged 17.3 points, 5.3 rebounds and 3.8 assists in 2012-13 to lead Hutch to a Region VI title and an NJCAA Tournament berth as a freshman ... Coached by Steve Eck at Hutchinson CC.

RYAN ANDERSON - 12/F
SENIOR
6-9/230
LAKESWOOD, CALIF.
BOSTON COLLEGE

Career Honors

Third-team All-ACC (2013) ... Honorable mention All-ACC (2014) ... ACC All-Freshman Team (2012) ... ACC Rookie of the Week (2-20-12).

Junior Season (2013-14; Boston College)

Honorable mention All-ACC ... The only BC player to start all 32 games ... Averaged 14.3 points, 7.3 rebounds and 1.4 assists per game ... Led BC in rebounds (7.3) and steals (0.8) per game, and ranked second in scoring (14.3) ... Ranked third in the ACC in free throw attempts per game (6.6), sixth in rebounding and 12th in scoring ... Scored in double figures in 26 games and posted five double-doubles.

Sophomore Season (2012-13; Boston College)

Third-team All-ACC ... Averaged 14.9 points, 8.0 rebounds and 1.9 assists per game ... Led the team in rebounding (8.0) and free throw attempts (177), and ranked second in scoring (14.9) ... Ranked fourth in the ACC in rebounding (8.0) and free throw attempts (177), and eighth in scoring (14.9) ... Led BC and ranked sixth in the ACC with eight double-doubles.

Freshman Season (2011-12; Boston College)

ACC All-Freshman Team ... ACC Rookie of the Week (Feb. 20) ... Led BC with averages of 11.2 points and 7.4 rebounds per game, becoming just the 11th ACC player to lead his team in both categories as a freshman ... Led all ACC freshmen and ranked seventh in the league overall in rebound average (7.4) ... Ranked 20th in the ACC in scoring (11.2), second among ACC freshmen ... Led all ACC rookies with seven double-doubles.

High School

Ranked as the No. 93 overall prospect in the country and the No. 17 power forward in his class by ESPN ... Captured California Mr. Basketball honors in 2011, the first-ever Long Beach Poly player to win the award ... Also Earned Gatorade State Player of the Year and Los Angeles Times Player of the Year honors as a senior ... Selected to play in the inaugural All-American Championship in 2011 ... Named CIF-Southern Section I-AA Player of the Year in 2011 after leading Long Beach Poly to a 31-2 record and the Southern Section I-AA

championship ... Averaged 16.4 points, 9.8 rebounds and 2.4 assists per game as a senior ... Averaged 12.8 points, 8.6 rebounds and 2.2 blocks per game as a junior to earn first-team All-CIF Southern Section accolades ... Played for head coach Sharrie Metoyer.

BRANDON ASHLEY - 21/F
JUNIOR
6-9/230
SAN FRANCISCO, CALIF.
FINDLAY PREP

Career Honors

Fiesta Bowl Classic MVP (2013).

Sophomore Season (2013-14)

Fiesta Bowl Classic MVP ... Played in 22 games, all starts, and averaged 11.5 points and 5.8 rebounds per contest while shooting 52.2 percent from the floor ... Suffered a foot injury at California on Feb. 1 and was lost for the remainder of the season ... Scored in double figures 16 times and recorded two double-doubles ... Led UA in blocks eight times, scoring five times and rebounds on three occasions ... Tallied 10 points in the win at Stanford ... Finished with 11 points, seven rebounds and a block in the home win over Utah ... Ripped off 15 points on 6-of-7 shooting and had four rebounds in the home win over Colorado ... Had 10 points, five rebounds and four assists in the home win over Arizona State ... Shared game-high honors with 19 points and dealt out four assists in the win at USC ... Chipped in with nine points and three rebounds in the win at UCLA ... Put up seven points and eight rebounds in the home win over Washington State ... Recorded 11 points and nine boards in the home win over Northern Arizona ... Had his second double-double of the year in the home win over Southern with 11 points and 10 boards ... Led UA with 18 points and two steals, while adding six rebounds, in the win at No. 25 Michigan ... Torched New Mexico State for 15 points in the home win over the Aggies, knocking down 3-of-3 shots from deep to go with six rebounds ... Came up with 13 points and five boards in the home win over UNLV ... Powered his way to his first double-double of the season in the home win over Texas Tech, finishing with 18 points and 10 rebounds ... Scored 13 points on 6-of-8 shooting in the win over No. 6/5 Duke in the NIT Season Tip-Off championship game ... Scored 16 points and corralled six rebounds in the NIT win over Rhode Island ... Put up 11 points and eight rebounds in the NIT win over Fairleigh Dickinson ... Named MVP of the Fiesta Bowl Classic after scoring a game-high 16 points, grabbing seven boards and blocking two shots in the home win over Long Beach State ... Narrowly missed a double-double in the season-opening win over Cal Poly, finishing with 11 points and nine boards.

Freshman Season (2012-13)

Invited to USA Basketball's U19 World Championship team trials ... Played in all 35 games, making 21 starts and averaging 20.5 minutes per game ... Averaged 7.5 points and 5.3 rebounds per contest, while shooting .525 from the floor and recording a pair of double-doubles ... Collected six points and eight boards in the third-round NCAA win over Harvard on 3/23 ... Posted six points and seven boards in the NCAA opener against Belmont on 3/21 ... Hit a season-high seven field goals on eight attempts to finish with a team-high 15 points against UCLA in the Pac-12 Tournament semis on 3/15 ... Registered eight points, five rebounds and three assists against Colorado at the Pac-12 Tournament in 3/14 ... Collected six points and six boards in the home win over Arizona State on 3/9 ... Finished with seven points, three rebounds and a block in the home win over Washington State on 2/23 ... Put up 10 points and five boards in the home win over Washington on 2/20 ... Registered 10 points, four boards and three steals in the win at Utah on 2/17 ... Posted 12 points and a team-high nine boards against California on 2/10 ... Collected 10 points and five rebounds in the win at Washington State on 2/2 ... Tallied 11 points and seven rebounds in the home win over USC on 1/26 ... Had nine points and eight boards against UCLA on 1/24 ... Posted 12 points and seven boards in the win at Oregon State on 1/12 ... Put up 11 points and four rebounds in the home win over Utah on 1/5 ... Collected nine points and seven rebounds in the win over San Diego State on 12/25 in the championship game of the Diamond Head Classic ... Notched his second double-double of the season with 16 points and 10 rebounds in the win over East Tennessee State on 12/22 ... Hit 5-of-

6 field goals on the way to a 14-point, three-block night in the win over Oral Roberts on 12/18 ... Had nine points and six boards in the win at Clemson on 12/8 ... Scored 12 points in the win at Texas Tech on 12/1 ... Had a season-high 11 rebounds in the win over Northern Arizona on 11/28 ... Collected his first double-double of the season with 20 points and 10 rebounds in the win over Long Beach State on 11/19 ... Had nine points and five boards in the win over UTEP on 11/15 ... Totaled 12 points and a game-high eight rebounds in the win over Charleston Southern on 11/11.

High School

Rated as the No. 16 overall prospect and the No. 2 power forward in his class by ESPN.com ... A 2012 Parade All-American ... An honorable mention ESPNHS All-American as a senior ... Tallied six points and 10 rebounds in the 2012 McDonald's All-American Game ... Also participated in the 2012 Jordan Brand Classic ... Averaged 15.3 points and 6.8 rebounds per game as a senior, helping Findlay to a 32-1 record and an ESPN NHSI national title ... Posted 31 points in the championship game win over Montverde ... In 2011, participated in the NBPA Top-100 Camp, the LeBron James Skills Academy, the Boost Mobile Elite 24 Game and the Pangos All-America Game ... Averaged 15.0 points and 10.0 rebounds per game as a junior at Bishop O'Dowd High School in Oakland ... Led Bishop O'Dowd to consecutive CIF North Coast Division 3 titles in 2010 and 2011 ... Named the 2011 Cal-Hi Sports Junior of the Year and was a 2011 All-CIF North Coast Division 3AA performer ... Coached by Michael Peck.

JACOB HAZZARD - 50/G
JUNIOR
6-0/160
LOS ANGELES, CALIF.
LOYOLA

Sophomore Season (2013-14)

Played in 13 games, averaging 1.5 points and 0.2 assists in 2.2 minutes per game ... Played a minute in the win over Gonzaga in the third round of the NCAA Tournament ... Had a steal in the home win over Stanford as UA clinched the Pac-12 regular-season title ... Knocked down a three-pointer in the home win over California ... Scored five points, handed out an assist and picked up a steal in the win at Colorado ... Recorded a rebound in the home win over Arizona State ... Scored two points in the home win over Washington State ... Recorded an assist in the home win over Southern ... Notched an assist in the NIT Season Tip-Off win over Rhode Island ... Exploded for eight points on 3-of-4 shooting in the NIT win over Fairleigh Dickinson ... Scored two points and pulled in a rebound in the home win over Long Beach State.

Freshman Season (2012-13)

Totaled 11 minutes of action in six appearances ... Had a rebound in the win at Texas Tech on 12/1 ... Passed out an assist in the win over Northern Arizona on 11/28.

High School

Averaged 12.3 points per game as a senior at Loyola under coach Jamal Adams, helping the team to the CIF Southern Section Division IAA semifinals ... Connected on 41 percent (80-197) of his three-point field goal attempts as a senior.

RONDAE HOLLIS-JEFFERSON - 23/F
SOPHOMORE
6-7/220
CHESTER, PA.
CHESTER

Career Honors

Pac-12 All-Freshman Team (2014).

Freshman Season (2013-14)

Pac-12 All-Freshman Team ... Finished the season ranked fourth on Arizona's freshman list for blocks (40), sixth in rebounds (215), eighth in both free throws made (103) and attempted (151) and 10th in both field goal percentage (.490) and minutes played (960) ... Played in all 38 games, making six starts and averaging 9.1 points, 5.7 rebounds, 1.4 assists and 1.1 blocks in 25.3 minutes per contest ... Part of UA's

first sub group a team-high 27 times ... In overall games, ranked ninth in the Pac-12 in offensive rebounds (2.2), 10th in blocks (1.1), 15th in field goal percentage (.490) and 19th in total rebounds (5.7) ... In Pac-12 game, ranked eighth in the league in offensive rebounds (2.3), ninth in blocks (1.2) and 20th in total rebounds (5.7) ... Led UA in blocks 20 times, rebounds and steals six times each and scoring twice ... Scored in double figures 18 times and produced two double-doubles ... Scored 10 points, hauled in four rebounds and blocked two shots against Wisconsin in the Elite Eight ... Registered 15 points and six rebounds in the Sweet 16 win over San Diego State ... Scored a season-high 18 points, grabbed five rebounds, passed out five assists and blocked four shots in the win over Gonzaga in the third round of the NCAA Tournament ... Finished with 13 points, four rebounds and two blocks in the win over Weber State in the second round of the NCAA Tournament ... Scored six points and grabbed eight rebounds against UCLA in the Pac-12 Tournament final ... Nearly had a double-double with 12 points and eight rebounds in the win over Colorado in the Pac-12 Tournament semis ... Scored seven points and pulled down a game-high eight rebounds in the win over Utah in the Pac-12 Tournament quarters ... Came up big with 13 points, six rebounds and two blocks in the win at Oregon State ... Finished with eight points, four assists and three blocks in the home win over Stanford as UA clinched the Pac-12 regular-season title ... Turned out his second double-double with 12 points and 10 rebounds in the home win over California ... Registered 13 points, including six in overtime, and four rebounds in the win at Utah ... Put up nine points, eight rebounds and two steals at Arizona State ... Had a 16-point, five-rebound night in the home win over Oregon State ... Posted his first-career double-double in the home win over Oregon, finishing with 14 points and 10 rebounds to go along with three assists and two blocks ... Reeled off 10 points, seven boards and two blocks off the bench at Cal ... Nearly had a double-double off the bench in the home win over Utah, finishing with 10 points and seven rebounds ... Came up just shy of a double-double in the home win over Arizona State, tallying 11 points and eight rebounds ... Had 14 points and eight rebounds in the home win over Northern Arizona ... Made his first-career start and had eight points and eight boards in the home win over Southern ... Ripped off 12 points, a game-high eight boards, three assists and a pair of blocks in the home win over New Mexico State ... A primary catalyst in the home win over UNLV, finishing with nine points, seven rebounds and six assists ... Totaled nine points and eight boards in the home win over Texas Tech ... Active in the win over Duke in the No. 6/5 Duke in the NIT Season Tip-Off championship game, finishing with seven points, six rebounds and two blocks ... Scored 13 points in the NIT win over Rhode Island ... Tallied 13 points and seven rebounds in the NIT Season Tip-Off win over Fairleigh Dickinson ... Had seven points and five rebounds in the road win over San Diego State ... Scored seven points and picked up three steals in the home win over Long Beach State ... Put up 10 points, five boards and a pair of assists against Cal Poly in his collegiate debut.

USA Basketball

Invited to USA Basketball's U19 World Championship team trials in 2013 ... Competed at the 2013 Nike Hoops Summit as part of the USA Junior National Select Team ... Won a silver medal with Team USA at the 2012 3x3 U18 World Championship and competed at the 2011 3x3 Youth World Championship for the U.S. ... A member of the 2012 U.S. U17 World Championship team.

High School

Rated as the No. 21 overall prospect and No. 5 small forward in his class by ESPN.com ... Ranked No. 21 overall in his class and No. 4 among small forwards by Rivals.com ... Tabbed as the No. 15 overall prospect and No. 6 small forward by 247Sports.com ... Participated in both the McDonald's All-American Game and the Jordan Brand Classic in 2013 ... Named Pennsylvania's 4A Player of the Year as a senior ... The first-ever two-time Delaware County Player of the Year, earning the award as both a junior and senior ... Led Chester to a 91-5 overall record in his final three high school seasons ... Propelled the Clippers to PIAA Class AAAA state titles in 2011 and 2012, and a runner-up showing in 2013 ... Also the catalyst for the lone undefeated season in Chester history ... Finished his prep career with more than 1,000 points and a school-record 780 rebounds ... Averaged 15.5 points, 11.0 rebounds, 4.4 assists, 2.8 steals and 2.4 blocks per game as a senior ... Posted averages of 12.1 points, 9.2 rebounds and 4.5 assists as a junior ... Coached by Larry Yarbray.

PARKER JACKSON-CARTWRIGHT - 0/G FRESHMAN 5-10/160 LOS ANGELES, CALIF. SIERRA CANYON

High School

Ranked as the No. 32 overall recruit and No. 5 point guard in his recruiting class by Scout ... Rated as the No. 51 overall recruit in his class by Rivals ... Rated as the No. 57 overall recruit, No. 11 point guard and No. 6 player from California in his recruiting class ... Ranked as the No. 62 overall prospect and the No. 12 point guard in his class by 247 Sports ... An NBPA Top 100 Camp, CP3 Elite Guard Camp, LeBron James Skills Academy and Nike Global Challenge invitee ... An honorable mention MaxPreps Junior All-American in 2013 ... Earned Cal-Hi Sports all-state junior second-team and All-CIF Southern Section honors in 2013 ... Averaged 15 points and eight assists per game with an 8-to-1 assist-to-turnover ratio as a junior at Loyola High School ... A third-team Cal-Hi Sports all-state selection and first-team All-Sophomore honoree in 2012 ... A first-team All-CIF Southern Section performer as a sophomore ... Earned first-team All-CIF Southern Section and California Freshman of the Year accolades in 2011.

STANLEY JOHNSON - 5/F FRESHMAN 6-7/245 FULLERTON, CALIF. MATER DEI

USA Basketball

Helped lead the U.S. to gold medals at the 2011 FIBA Americas U16 Championship, the 2012 FIBA U17 World Championship and the 2014 FIBA Americas U18 Championship ... Named MVP of the 2014 FIBA Americas U18 Championship after averaging team highs of 14.0 points and 2.2 steals per game for the gold-medal winners ... Averaged 8.0 points and 2.0 rebounds per game at the U16 Championship before being sidelined by injury ... Posted averages of 7.8 points and 4.9 rebounds per game at the U17 Championship, starting seven of eight games ... Helped pace the U.S. to a win over the World Select Team at the 2014 Nike Hoop Summit.

High School

Rated as the No. 3 overall prospect, the No. 1 small forward and the No. 1 player from California in his recruiting class by Rivals ... Tabbed as the No. 3 overall recruit, the top small forward and the top player from California in the recruiting class by Scout ... Rated as the No. 5 overall recruit and the No. 1 player from California in his recruiting class ... Ranked as the No. 7 overall recruit, the No. 1 small forward and the No. 1 player from California in his recruiting class by ESPN ... A McDonald's All-American in 2014, scoring eight points and grabbing four rebounds for a victorious West team ... Selected for the 2014 Jordan Brand Classic, where he finished with 24 points and three assists ... Named MaxPreps National Player of the Year, a Parade All-American and to the USA Today All-USA first team in 2014 ... A two-time John R. Wooden Award winner for California Division I High School Player of the Year (2013, 2014) and a four-time California first-team all-state pick ... One of three national finalists for the Naismith Trophy High School Player of the Year award in 2014 ... Named California Mr. Basketball and Gatorade California Player of the Year in 2014 ... The 2014 Los Angeles Times Player of the Year and Orange County Boys' Athlete of the Year ... Led Mater Dei to a 135-5 record and four CIF Division I state titles during his time at the school, becoming the first player in California history to win four-straight upper-division state titles ... The Monarchs were 70-0 during his final two high school campaigns ... Averaged 25.1 points, 8.1 rebounds, 3.3 assists and 2.5 steals per game as a senior to lead Mater Dei to a No. 1 final national ranking by USA Today ... Garnered co-MVP honors at both the 2013 Under Armour Elite 24 Game and the 2013 Nike Global Games, leading USA West to the title at the latter with 23 points and 11 rebounds in the final ... Posted a double-double with 17 points and 11 rebounds for USA 2014 Red at the 2013 adidas Nations ... Named MOP at the 2013 Pangos All-American Camp ... Collected National Junior of the Year and first-team

All-American honors from MaxPreps in 2013 ... Also named CIF Division I State Player of the Year and State Junior of the Year, CIF Division I-AA co-Player of the Year and Orange County Register Player of the Year in 2013 ... Averaged 19.4 points and 8.7 rebounds per game as a junior to propel Mater Dei to a third-consecutive state title and a No. 1 final national ranking from USA Today ... Tabbed ESPNHS Cal-Hi Sports California Sophomore of the Year in 2012 ... Posted averages of 16.0 points and 8.0 rebounds per game in leading Mater Dei to a second-straight state title and a No. 7 final national ranking from USA Today ... A MaxPreps honorable mention Freshman All-American in 2011 when he aided Mater Dei to the first of his four state titles at the school ... Coached by Gary McKnight at Mater Dei.

MATT KORCHECK - 31/F SENIOR 6-10/235 TUCSON, ARIZ. COCHISE COLLEGE

Redshirt Junior Season (2013-14)

Played in 22 games, averaging 1.1 points and 1.4 rebounds in 4.6 minutes per game ... Led UA in blocks on two occasions ... Part of Arizona's first sub group in one game ... Had two points and two boards in the win over Gonzaga in the third round of the NCAA Tournament ... Grabbed a rebound in the win over Weber State in the second round of the NCAA Tournament ... Had a career-high four rebounds in the win over Utah in the Pac-12 Tournament quarters ... Finished with two points and two boards in the home win over Stanford as UA clinched the Pac-12 regular-season title ... Had two points, a rebound and a block in the home win over California ... Put up two points and two boards in the win at Colorado ... Chipped in two points and a block in the win at Utah ... Posted two points and two rebounds in the home win over Oregon State ... Tallied two points, a rebound and a steal in the home win over Arizona State ... Had a pair of rebounds and a block in the home win over Washington State ... Scored two points and grabbed a rebound in the home win over Northern Arizona ... Had a point and three rebounds in the home win over Southern ... Recorded two points, a rebound and an assist in the home win over New Mexico State ... Had three points and three rebounds in the NIT Season Tip-Off win over Fairleigh Dickinson ... Made his UA debut in the home win over Long Beach State, finishing with two points, two rebounds and an assist.

Junior Season (2012-13)

Redshirted his first season in the UA program.

Prior to Arizona

Attended Cochise Junior College in Douglas, Ariz. ... Averaged 14.7 points, 6.5 rebounds and 1.6 blocks per game in 2011-12, leading the Apaches to a 25-6 record and the ACCAC championship ... Shot 57.8 percent (182-315) from the field en route to second-team all-conference and all-region honors ... Averaged 8.3 points and 6.0 rebounds per game in 32 appearances as a freshman, shooting 63.9 percent (117-183) from the floor.

High School

Averaged 16.2 points, 9.0 rebounds and 3.4 blocks per game as a senior, earning first-team All-4A-I Sonoran Region honors, second-team All-Southern Arizona accolades and a spot on the tusconcitizen.com 2010 boys' basketball high school all-star team.

TREY MASON - 44/G SOPHOMORE 6-2/180 LOS ANGELES, CALIF. LOYOLA

Freshman Season (2013-14)

Played in 10 games, averaging 0.5 points, 0.3 rebounds and 0.3 assists in 2.2 minutes per contest ... Had a rebound and an assist in the win over Utah in the Pac-12 Tournament quarters ... Logged a rebound and an assist in the home win over Washington State ... Scored two points in the home win over Southern ... Recorded an assist in the NIT Season

Tip-Off win over Fairleigh Dickinson ... Had three points and a rebound in the home win over Long Beach State.

High School

Earned All-CIF second-team Division IAA honors in 2013 ... Also garnered first-team All-Mission League honors as a senior ... Named Loyola's MVP in 2010, 2011 and 2013 ... Averaged 16 points per game and shot 42 percent from three-point territory as a senior to lead Loyola a Mission League title and a spot in the CIF Division IAA semis ... Reached the 20-point mark seven times in his final prep season ... Coached by Jamal Adams at Loyola and former Wildcat Miles Simon on the AAU circuit.

T.J. McCONNELL - 4/G SENIOR

6-11/195

PITTSBURGH, PA.

DUQUESNE

Career Honors

Cousy Award finalist (2014) ... Second-team All-Pac-12 (2014) ... Pac-12 All-Defensive Team (2014) ... Third-team All-Atlantic 10 (2012) ... Atlantic 10 All-Defensive Team (2012) ... Atlantic 10 Rookie of the Year (2011) ... Atlantic 10 All-Rookie Team (2011) ... ECAC Rookie of the Year (2011) ... Collegeinsider.com Freshman All-America (2011).

Redshirt Junior Season (2013-14)

Cousy Award finalist ... Second-team All-Pac-12 ... Pac-12 All-Defensive Team ... Passed out 202 assists, the sixth-best single-season total in UA history, and ranked second on the UA single-season charts with a 3.01 assist-to-turnover ratio ... Ranked ninth on UA's single-season chart for minutes played (1,225) ... Started all 38 games, averaging 8.4 points and 3.6 rebounds to accompany team highs of 5.3 assists and 1.7 steals per outing ... Ranked 13th nationally in assist-to-turnover ratio ... In overall games, led the Pac-12 with a 3.01 assist-to-turnover ratio, and ranked third in assists (5.3) and fourth in steals (1.7) ... In Pac-12 games, ranked first in the league in assist-to-turnover ratio (2.8) and third in both assists (4.9) and steals (1.9) ... Led Arizona in assists 31 times in 38 games ... Also led UA in steals 22 times and scoring three times ... Scored in double figures 16 times and had a pair of double-digit assist games ... Had nine points against Wisconsin in the Elite Eight ... Totaled 11 points, four boards and three assists in the Sweet 16 win over San Diego State ... Recorded 12 points, six assists and three steals in the win over Gonzaga in the third round of the NCAA Tournament ... Had six points, six assists and two steals against UCLA in the Pac-12 Tournament final ... Put up 12 points, four rebounds and five assists in the win over Colorado in the Pac-12 Tournament semis ... Had 13 points on 6-of-8 shooting and added four assists in the win over Utah in the Pac-12 Tournament quarters ... Handed out eight assists with just one turnover in the win at Oregon State ... Had 14 points, four assists and two steals in the home win over Stanford as UA clinched the Pac-12 regular-season title ... Rolled his way to 13 points, six assists, four rebounds and three steals in the home win over California ... Picked apart the Buffs for nine points, four steals and 10 assists with no turnovers in the win at Colorado ... Tallied 11 points, dished out six assists without turning the ball over and picked up three steals in the win at Utah ... Scored a team-high 17 points and grabbed five rebounds at Arizona State ... Tallied 11 points, six rebounds and a game-high six assists in the home win over Oregon State ... Scored six points, including the go-ahead three-pointer with 90 seconds to play, and handed out three assists in the home win over Oregon ... Flirted with a double-double in the win at Stanford, finishing with 11 points, eight rebounds and four assists ... Had a 10-point, six-assist, three-steal night in the home win over Arizona State ... Torched USC for 19 points, making 5-of-7 three-pointers, and six assists in the victory at Galen Center ... Nearly had a triple-double in the win at UCLA, finishing with eight points, seven rebounds and seven assists ... Tallied four points, six assists and four steals in the home win over Washington ... Finished with five points, five assists and four rebounds in the win at No. 25 Michigan ... Had a steady nine points, six assists and three steals in the home win over New Mexico State ... Effectively willed UA to the home win over UNLV, finishing with 13 points, seven rebounds, six assists and three steals ... Turned in game highs of 10 assists and three steals to go along with five points and five boards in the home win over Texas Tech ... Narrowly missed a double-double in the win over

No. 6/5 Duke in the NIT Season Tip-Off championship game, finishing with 10 points and eight assists to go along with six rebounds ... Scored 11 points and handed out three assists in the win over Drexel in the NIT semis ... Handed out nine assists against one turnover in the NIT win over Fairleigh Dickinson ... Scored seven points, passed out a game-high six assists and grabbed four rebounds in the win at San Diego State ... Recorded a game-high eight assists in the home win over Long Beach State ... Dealt out a game-high six assists to go with five points and two steals against Cal Poly in his UA debut.

Junior Season (2012-13)

Sat out the season due to NCAA transfer rules.

Prior to Arizona (2010-12)

Attended Duquesne University ... Averaged 11.4 points, 4.4 rebounds, 5.5 assists and 2.8 steals per game in 2011-12, helping the Dukes to a 16-15 record ... Connected on 50.9 percent (135-of-265) of his field goal attempts, including 43.2 percent (38-of-88) from three-point range, and knocked down 83.6 percent of his free throws (46-of-55) in earning third-team All-Atlantic 10 Conference honors and a spot on the A-10 All-Defensive Team ... Ranked third nationally in steals per game and tied for 31st nationally in assists per game in 2011-12 ... As a freshman in 2010-11, averaged 10.8 points, 3.8 rebounds, 4.4 assists and 2.8 steals per game in 32 appearances (30 starts), connecting on 49.8 percent (132-of-265) of his field goal attempts and 40.2 percent (39-of-97) of attempts from behind the arc in earning 2011 Atlantic 10 Rookie of the Year honors ... Ranked fourth nationally in steals in 2010-11 and his 2.50 assist-to-turnover ratio was the sixth-highest ratio for a freshman in NCAA history.

High School

A 2010 graduate of Chartiers Valley High School in Bridgeville, Pa. ... Averaged 34.2 points, 8.2 rebounds and 9.1 assists per game as a senior in earning first-team all-state honors and was the Pennsylvania Class 3A Player of the Year according to the Associated Press, and was the Pittsburgh Post-Gazette male High School Athlete of the Year (all sports) ... Played for his father, Tim, in high school ... Led the Colts to a 29-2 record, the WPIAL championship, and a berth in the Class 3A state championship game as a senior.

DREW MELLON - 55/F SENIOR

6-6/205

SANTA ANA, CALIF.

MATER DEI

Junior Season (2013-14)

Played in six games, averaging 0.2 points and 0.2 rebounds ... Played a minute in the home win over California ... Notched an assist in the home win over Washington State ... Played a minute in both of the home wins over Southern and Northern Arizona ... Logged three minutes in the NIT Season Tip-Off win over Fairleigh Dickinson ... Had his first-career point and first-career rebound in the home win over Long Beach State.

Sophomore Season (2012-13)

Appeared in six games ... Saw one minute of action on 3/9 vs. Arizona State ... Played two minutes vs. USC on 1/26 ... Saw one minute of action on 12/22 vs. ETSU ... Played two minutes at Texas Tech on 1/21 ... Collected his first career steal in a career-high three minutes vs. Northern Arizona on 11/28 ... Made his first appearance of the year on 11/19 vs. Long Beach State.

Freshman Season (2011-12)

Made his first career appearance on 1/26 vs. Washington State.

High School

Earned two varsity letters at Mater Dei ... A 2011 team captain of a Monarchs squad that went 32-3, won the California Division I state title and was the fourth-ranked team nationally by MaxPreps.com ... Averaged 4.2 points and 3.8 rebounds as a senior ... Team went 64-5 in his two varsity seasons ... A four-year member of the honor roll ... Coached by Gary McKnight.

ELLIOTT PITTS - 24/G

SOPHOMORE

6-5/185

DUBLIN, CALIF.

DE LA SALLE

Freshman Season (2013-14)

Played in 24 games, averaging 1.8 points and 1.0 rebounds in 8.4 minutes ... Part of UA's first sub group eight times ... Had three points and two rebounds against Wisconsin in the Elite Eight ... Knocked down a triple in the Sweet 16 win over San Diego State ... Grabbed two rebounds in the win over Gonzaga in the third round of the NCAA Tournament ... Had two points and a rebound in the win over Weber State in the second round of the NCAA Tournament ... Scored three points against UCLA in the Pac-12 Tournament final ... Had two points and an assist in the win over Utah in the Pac-12 Tournament quarters ... Scored two points and grabbed two boards at Oregon ... Had three points, three rebounds and an assist in the home win over Stanford as UA clinched the Pac-12 regular-season title ... Chipped in three points and two boards in the home win over Cal ... Scored a season-high six points in the win at Colorado ... Grabbed three rebounds in the home win over Oregon State ... Recorded three points and three rebounds in the home win over Oregon ... Had two points and an assist in the home win over Arizona State ... Scored three points in the home win over Northern Arizona ... Had three points in the NIT Season Tip-Off win over Rhode Island ... Made his debut in the NIT win over Fairleigh Dickinson, finishing with five points and two assists.

High School

Rated as the No. 93 overall recruit and No. 18 shooting guard in his class by ESPN ... Ranked No. 121 overall in his class by Rivals ... Earned East Bay Athletic League MVP, first-team All-East Bay and second-team All-Metro honors from the San Francisco Chronicle in 2013 ... Also garnered All-East Bay recognition as a junior in 2012 ... Averaged 17.0 points, 6.4 rebounds and 4.0 assists per game as a senior to lead De La Salle to a 27-5 record ... Posted averages 16.0 points, 6.8 rebounds and 4.0 assists as a junior to lead the Spartans to a 28-3 record and a berth in the CIF Division I Northern Regional semis ... A member of De La Salle's state finals team as a sophomore in 2010 ... Coached by Frank Allocco.

DUSAN RISTIC - 14/C FRESHMAN

7-0/245

NOVI SAD, SERBIA

SUNRISE CHRISTIAN

Prior to Arizona

Rated as a four-star recruit and the No. 15 center in his class by ESPN ... Helped lead Sunrise Christian Academy to a 19-7 record in 2013-14 ... Started all eight games for Red Star U18 at the 2013 Nike International Junior Tournament, averaging 17.3 points, 9.5 rebounds and 1.5 blocks per game to earn tournament MVP honors ... Averaged 14.4 points and 8.3 rebounds per game for Serbia at the 2011 FIBA U16 Championship ... Posted a double-double at the 2011 Jordan Brand Classic International Game, scoring 22 points and grabbing 12 rebounds ... Coached by Kyle Lindstedt at Sunrise Christian.

KALEB TARCZEWSKI - 35/C JUNIOR

7-0/245

CLAREMONT, N.H.

ST. MARK'S SCHOOL

Career Honors

Honorable mention Pac-12 All-Freshman Team (2013) ... Honorable mention Pac-12 All-Academic (2014).

Sophomore Season (2013-14)

Honorable mention Pac-12 All-Academic ... Played in

36 games, making 35 starts and averaging 9.9 points, 6.3 rebounds and 1.0 blocks in 28.3 minutes ... In overall games, ranked second in the Pac-12 in field goal percentage (.584), 11th in offensive rebounds (2.1), 12th in blocks (1.0) and 15th in both total rebounds (6.3) and defensive rebounds (4.2) ... Led the Pac-12 with a .581 field goal percentage in league games only, while also ranking 12th in offensive rebounds (2.2) and 13th in total rebounds (6.6) ... Scored in double figures 21 times, recorded four double-figure rebound games and posted a pair of double-doubles ... Led UA in blocks 13 times, rebounds 11 times and scoring on two occasions ... Scored 12 points, grabbed four rebounds and blocked a shot against Wisconsin in the Elite Eight ... Battled foul trouble to finish with seven points and two rebounds in the Sweet 16 win over San Diego State ... Had six points, five boards and two steals in the win over Gonzaga in the third round of the NCAA Tournament ... Scored 10 points, grabbed four boards and blocked a career-high five shots in the win over Weber State in the second round of the NCAA Tournament ... Put up 12 points and seven rebounds against UCLA in the Pac-12 Tournament finals ... Had five points and seven boards in the win over Colorado in the Pac-12 Tournament semis ... Scored nine points and corralled five boards in the win over Utah in the Pac-12 Tournament quarters ... Had 12 points and five rebounds at Oregon ... Scored 12 points and reeled in a team-high nine rebounds in the win at Oregon State ... Battled foul trouble to score 10 points and grab six rebounds in the home win over Stanford as UA clinched the Pac-12 regular-season title ... Poured in 16 points in the home win over California ... Put up 13 points and six rebounds in the win at Colorado ... Scored eight points and posted game highs of 10 rebounds and three blocks in the win at Utah ... Recorded his second double-double of the season at Arizona State, scoring 13 points and tying his career high with 13 rebounds ... Finished with eight points and seven rebounds in the home win over Oregon State ... Put up 12 points and seven rebounds in the home win over Oregon ... Scored a career-high 18 points, tying a school record with a 12-of-12 performance from the free throw line, and grabbed six rebounds at Cal ... Scored seven points and corralled a team-high eight rebounds in the home win over Colorado ... Narrowly missed a double-double in the home win over Arizona State, finishing with 12 points and eight boards to go along with a pair of blocks ... Reeled off 16 points on 6-of-6 shooting and brought down eight rebounds in the win at UCLA ... Chipped in with seven points and eight rebounds in the home win over Washington ... Scored a game-high 11 points in the home win over Washington State ... Nearly put up a double-double in the win at No. 25 Michigan, scoring 14 points and corraling nine rebounds ... Had 14 points on 5-of-5 shooting from the floor and grabbed five rebounds in the home win over New Mexico State ... Scored 12 points and shared team-high honors with eight boards in the home win over UNLV ... Put up 10 points and nine rebounds in the win over No. 6/5 Duke in the NIT Season Tip-Off championship game ... Posted his first-career double-double in the win over Drexel in the NIT semis, scoring 15 points and grabbing 10 rebounds ... Tallied eight points, four rebounds and a pair of blocks in the NIT win over Rhode Island ... Had 10 points, eight boards and three blocks in the NIT win over Fairleigh Dickinson ... Filled his stat line with six points, six boards, three assists and two blocks in the win at San Diego State ... Just missed a double-double in the home win over Long Beach State, finishing with nine points and 10 rebounds ... Came off the bench to score 11 points in the home win over Cal Poly.

Freshman Season (2012-13)

Honorable mention Pac-12 All-Freshman Team ... Averaged 7.7 points and 6.0 rebounds to go with a .727 FG percentage in NCAA Tournament action ... Averaged 9.0 rebounds per game at the Pac-12 Tournament in Las Vegas ... Grabbed eight boards in a season-high 31 minutes vs. Harvard on 3/23 ... Hit all five FG attempts to finish with 12 points, eight boards and a block on 3/21 vs. Belmont in NCAA Tournament debut ... Tallied six points and a season-high 13 rebounds vs. UCLA on 3/15 in Pac-12 Tournament semifinal ... Collected four points and five boards vs. Colorado on 3/14 ... Recorded nine points, eight rebounds and an assist on 3/9 vs. Arizona State ... Grabbed 10 rebounds on 3/2 at UCLA ... Collected eight points and eight rebounds on 2/27 at USC ... Registered season-high totals of 12 points and two assists to go with six rebounds on 2/23 vs. Washington State ... Posted 10 points and eight rebounds on 2/20 vs. Washington ... Hit 4-of-5 FGs to finish with nine points and four rebounds at Utah ... Collected six points and six rebounds on 2/14 at Colorado ... Tallied six points and two blocks on 2/10 vs. California ... Registered 10 points and four boards on 2/2 at Washington State ... Posted back-to-back double-figure scoring games

for the first time on 1/31 at Washington, where he knocked down 6-of-7 FTs in a season-best 29 minutes ... Notched his second double-figure scoring game (10 pts.) on 1/26 vs. USC to go with seven boards ... Collected five points and a game-high eight rebounds on 1/19 at Arizona State ... Pulled down a season-high seven offensive rebounds vs. Utah on 1/5 ... Finished in double figures for the first time on 1/3 vs. Colorado with 10 points on 4-of-7 FG ... Grabbed 13 rebounds vs. Miami on 12/23 to go with eight points ... Posted eight points, seven rebounds a block and an assist on 12/22 vs. ETSU ... Hit all four FGs vs. Oral Roberts on 12/18 ... Collected four points and three rebounds vs. Florida on 12/15 ... Tallied six points and six rebounds on 12/8 vs. Clemson ... Posted seven points and seven rebounds on 12/4 vs. Southern Miss ... Grabbed a season-high 13 rebounds on 12/1 at Texas Tech to go with six points and two assists ... Posted six points and six rebounds vs. Northern Arizona on 11/28 ... Registered seven points, five rebounds, four blocked shots and a pair of steals on 11/19 vs. Long Beach State ... Tallied eight points and six boards vs. UTEP on 11/15 ... Collected four points, four rebounds and a block on 11/11 vs. Charleston Southern.

High School

Ranked as the No. 4 overall prospect in the country and the No. 3 center with a scout grade of 97 by ESPN.com ... Participated in the Jordan Brand Classic and the Nike Hoops Summit ... Led St. Mark's to a 28-2 record as a senior ... Named MVP of the Independent School League ... Averaged 20.7 points, 10.2 rebounds and 2.7 blocks per game as a senior and shot 63 percent from the floor ... Tallied 14 points (6-of-8 FGs) and 10 rebounds in the Jordan Brand Classic ... Averaged 17.0 points and 12 rebounds per game as a junior ... Helped the Lions to four consecutive NEPSAC championship games, including a victory in the 2012 Class AA title game ... A first-team all-NEPSAC Class AA selection as a junior and senior ... Participated in the adidas Nations Top-50 Camp, the adidas Super 64, the Double Pump Best of the Summer event and the Peach Jam tournament prior to his senior season ... Coached by Dave Lubick.

CRAIG VICTOR - 3/F FRESHMAN 6-9/230

NEW ORLEANS, LA. FINDLAY PREP

High School

Ranked as the No. 37 overall recruit, the No. 9 power forward and the No. 1 player from Louisiana in his recruiting class by ESPN ... Rated as the No. 40 overall recruit in his class by Rivals ... Tabbed as the No. 42 overall recruit and No. 8 player at his position by Scout ... Ranked as the No. 49 overall recruit and No. 11 power forward in his recruiting class by 247 Sports ... Averaged 13.7 points and 8.6 rebounds per game at Findlay Prep in 2013-14, helping lead the Pilots to a 31-5 record, a No. 6 final national ranking and an NHSI national semifinal appearance ... An NBPA Top 100 Camp, Pangos All-American Camp, adidas Nations and adidas VIP Exclusive Run invitee in 2013 ... A 2013 adidas Nations participant ... An honorable mention MaxPreps Junior All-American in 2013 ... Named the 2013 Times-Picayune Large School Player of the Year and ranked atop the 2013 NOLA.com Super 16 ... A first-team all-state pick in Louisiana in 2013 after averaging 14.1 points, 11.3 rebounds and 3.0 blocks per game at St. Augustine High School ... An honorable mention all-state pick as a sophomore in 2012 after leading St. Augustine to a state runner-up finish ... Paced St. Augustine to a state title as a freshman in 2011 ... Coached by Jerome Williams at Findlay Prep and Mitchell Johnson at St. Augustine.

GABEYORK - 1/G JUNIOR 6-3/185 ORANGE, CALIF. ORANGE LUTHERAN

Sophomore Season (2013-14)

Played in all 38 games, making 12 starts and averaging 6.7 points 2.2 rebounds and 1.6 assists in 21.8 minutes per contest ... Part of Arizona's first sub group 24 times on the

year ... Shot 38.5 percent from the three-point line and had a 2.9 assist-to-turnover ratio ... In overall games, ranked 12th in the Pac-12 in three-point field goals per game (1.5) and 14th in three-point percentage (.385) ... Ranked 13th in the league in both three-pointers per game (1.5) and three-point percentage (.391) in Pac-12 games ... Scored in double figures 11 times on the year and led UA in scoring twice ... Had four points and four assists in the Sweet 16 win over San Diego State ... Netted 11 points and handed out two assists in the win over Gonzaga in the third round of the NCAA Tournament ... Had nine points, four boards and three assists in the win over Weber State in the second round of the NCAA Tournament ... Scored 11 points against UCLA in the Pac-12 Tournament final ... Scored six points, dished out two assists and picked up two steals in the win over Utah in the Pac-12 Tournament quarters ... Knocked down four triples in the win at Oregon State, finishing with 12 points ... Shot his way to a 12-point night in the home win over Stanford as UA clinched the Pac-12 regular-season title ... Posted five assists and five rebounds in the home win over California ... Led all participants with a career-high 10 rebounds to go along with four points in the win at Colorado ... Drew his first Pac-12 start and responded with 15 points, four rebounds and two assists in the win at Utah ... Chipped in eight points and three assists in the home win over Oregon ... Scored nine points and dealt out three assists in the home win over Colorado ... Posted 10 points, four rebounds and two assists in the home win over Arizona State ... Logged 12 points, including a pair free throws to ice the game, in the win at UCLA ... Had seven points and two assists in the home win over Washington State ... Active in the home win over Northern Arizona, finishing with 10 points, four assists and a career-high four steals ... Finished with six points, three rebounds and two assists in the home win over Southern ... Scored eight points and passed out two assists in the home win over Texas Tech ... Contributed seven points in the win over No. 6/5 Duke in the NIT Season Tip-Off championship game ... Had eight points in the NIT win over Rhode Island ... Registered his first-career 20-point game with 20 on 8-of-11 shooting in the NIT win over Fairleigh Dickinson ... Had four points and three boards in the win at San Diego State ... Showed off his playmaking ability to the tune of 14 points, four rebounds and six assists in the home win over Long Beach State ... Drew the first start of his career in the home win over Cal Poly and responded with 12 points and five boards.

Freshman Season (2012-13)

Made 15 appearances, averaging 2.4 points and 0.3 rebounds in 5.8 minutes per game ... Tallied three points, a rebound and an assist on 2/20 vs. Washington ... Collected three points and an assist on 2/2 at Washington State ... Played eight minutes vs. USC, knocking down two treys and finishing with a season-high seven points ... Tallied six points and an assist on 12/22 vs. ETSU ... Posted two points, a rebound and an assist vs. Oral Roberts on 12/18 ... Collected two points, a board and an assist on 12/1 at Texas Tech ... Posted six points and an assist on 11/28 vs. Northern Arizona ... Tallied five points, two assists and a steal on 11/19 vs. Long Beach State ... Grabbed a rebound vs. UTEP on 11/15 ... Registered two points, an assist and a steal in his collegiate debut vs. Charleston Southern on 11/11.

High School

Ranked as the No. 46 overall prospect in the country and the No. 11 shooting guard by Rivals to go with a scout grade of 93 by ESPN ... Guided Orange Lutheran to a 22-11 record as a senior ... Averaged 24.9 points, 4.8 rebounds, 2.7 assists and 2.3 steals per game as a senior ... Posted six games with 30 or more points in 2011-12, including a high of 42 in a 68-63 win over Downey on Dec. 3 ... Finished his career as OLHS's all-time leading scorer ... Averaged 19.3 points, 4.3 rebounds, 2.7 assists and 2.7 steals per game as a junior ... Helped OLHS to a 15-4 record in 2011 and a berth in the Division 3 state tournament ... Participated in the NBPA Top-100 camp, the 2011 Boost Mobile Elite 24 game and the 2011 Pangos All-America game ... Coached by Chris Nordstrom.

2013-14 STATS



2013-14 OVERALL STATISTICS - 33-5 OVERALL

PLAYER	GP-GS	MIN-AVG	FG-FGA	PCT	3FG-FGA	PCT	FT-FTA	PCT	OFF-DEF	TOT-AVG	PF-DQ	A	TO	BLK	STL	PTS	AVG
Johnson, Nick	38-38	1255-33.0	205-474	.432	62-169	.367	146-187	.781	31-123	154-4.1	76-1	107	64	25	43	618	16.3
Gordon, Aaron	38-38	1187-31.2	189-382	.495	16-45	.356	76-180	.422	102-201	303-8.0	90-2	75	55	39	34	470	12.4
Ashley, Brandon	22-22	609-27.7	93-178	.522	11-29	.379	56-74	.757	41-86	127-5.8	70-2	22	37	16	14	253	11.5
Tarczewski, Kaleb	36-35	1020-28.3	128-219	.584	0-0	.000	102-135	.756	75-151	226-6.3	92-2	19	63	36	5	358	9.9
Hollis-Jefferson, Rondae	38-6	960-25.3	121-247	.490	2-10	.200	103-151	.682	83-132	215-5.7	92-3	55	44	40	28	347	9.1
McConnell, T.J.	38-38	1225-32.2	127-280	.454	36-100	.360	31-50	.620	19-117	136-3.6	83-0	202	67	8	64	321	8.4
York, Gabe	38-12	829-21.8	82-221	.371	57-148	.385	35-52	.673	15-70	85-2.2	56-0	61	21	4	18	256	6.7
Pitts, Elliott	24-0	201-8.4	15-35	.429	11-28	.393	3-8	.375	7-17	24-1.0	20-0	6	6	0	4	44	1.8
Hazzard, Jacob	13-0	29-2.2	8-17	.471	4-9	.444	0-0	.000	0-3	3-0.2	2-0	3	4	0	2	20	1.5
Mayes, Jordin	34-1	195-5.7	15-45	.333	3-15	.200	11-17	.647	5-12	17-0.5	23-0	18	13	0	9	44	1.3
Korcheck, Matt	22-0	102-4.6	8-12	.667	0-0	.000	8-12	.667	10-20	30-1.4	17-0	2	6	5	2	24	1.1
Johnson, Chris	4-0	6-1.5	1-1	1.000	1-1	1.000	1-2	.500	0-0	0-0.0	0-0	0	0	0	0	4	1.0
Conklin, Eric	7-0	17-2.4	2-2	1.000	0-0	.000	0-0	.000	0-1	1-0.1	1-0	0	0	0	0	4	0.6
Mason, Trey	10-0	22-2.2	2-3	.667	1-1	1.000	0-0	.000	0-3	3-0.3	3-0	3	2	0	0	5	0.5
Mellon, Drew	6-0	12-2.0	0-1	.000	0-0	.000	1-2	.500	1-0	1-0.2	0-0	1	0	0	0	1	0.2
Peters, Zach	11-0	31-2.8	0-6	.000	0-6	.000	0-0	.000	0-4	4-0.4	5-0	0	2	0	0	0	0.0
Team									76-44	120-3.2				3			
TOTAL	38	7700	996-2123	.469	204-561	.364	573-870	.659	465-984	1449-38.1	630-10	574	387	173	223	2769	72.9
OPPONENTS	38	7700	776-2041	.380	173-541	.320	500-698	.716	369-812	1181-31.1	699-12	347	471	118	178	2225	58.6

2013-14 PAC-12 STATISTICS - 15-3/1ST

PLAYER	GP-GS	MIN-AVG	FG-FGA	PCT	3FG-FGA	PCT	FT-FTA	PCT	OFF-DEF	TOT-AVG	PF-DQ	A	TO	BLK	STL	PTS	AVG
Johnson, Nick	18-18	609-33.8	100-247	.405	26-80	.325	66-92	.717	17-58	75-4.2	40-0	54	30	8	27	292	16.2
Gordon, Aaron	18-18	562-31.2	88-185	.476	3-17	.176	40-90	.444	48-94	142-7.9	46-2	31	21	10	15	219	12.2
Tarczewski, Kaleb	18-18	538-29.9	61-105	.581	0-0	.000	64-84	.762	39-80	119-6.6	49-1	9	28	14	2	186	10.3
Ashley, Brandon	9-9	243-27.0	31-64	.484	3-11	.273	25-32	.781	10-26	36-4.0	26-0	14	16	6	5	90	10.0
McConnell, T.J.	18-18	601-33.4	71-156	.455	18-56	.321	14-20	.700	10-55	65-3.6	47-0	88	32	5	35	174	9.7
Hollis-Jefferson, Rondae	18-3	469-26.1	55-123	.447	1-5	.200	39-63	.619	42-61	103-5.7	42-1	25	30	21	12	150	8.3
York, Gabe	18-5	392-21.8	36-99	.364	27-69	.391	16-24	.667	10-35	45-2.5	26-0	32	11	1	5	115	6.4
Pitts, Elliott	11-0	113-10.3	6-18	.333	5-14	.357	2-4	.500	4-12	16-1.5	7-0	2	3	0	1	19	1.7
Hazzard, Jacob	6-0	13-2.2	4-8	.500	2-4	.500	0-0	.000	0-1	1-0.2	0-0	1	3	0	2	10	1.7
Mayes, Jordin	14-1	65-4.6	4-16	.250	2-7	.286	7-11	.636	2-6	8-0.6	9-0	8	3	0	5	17	1.2
Korcheck, Matt	11-0	41-3.7	4-4	1.000	0-0	.000	4-6	.667	5-6	11-1.0	8-0	0	2	3	2	12	1.1
Conklin, Eric	2-0	5-2.5	1-1	1.000	0-0	.000	0-0	.000	0-0	0-0.0	1-0	0	0	0	0	2	1.0
Johnson, Chris	3-0	4-1.3	0-0	.000	0-0	.000	1-2	.500	0-0	0-0.0	0-0	0	0	0	0	1	0.3
Mellon, Drew	2-0	4-2.0	0-0	.000	0-0	.000	0-0	.000	0-0	0-0.0	0-0	1	0	0	0	0	0.0
Mason, Trey	4-0	8-2.0	0-0	.000	0-0	.000	0-0	.000	0-1	1-0.3	1-0	1	0	0	0	0	0.0
Peters, Zach	4-0	8-2.0	0-0	.000	0-0	.000	0-0	.000	0-0	0-0.0	2-0	0	1	0	0	0	0.0
Team									39-22	61-3.4				2			
TOTAL	18	3675	461-1026	.449	87-263	.331	278-428	.650	226-457	683-37.9	304-4	266	182	68	111	1287	71.5
OPPONENTS	18	3675	381-964	.395	77-233	.330	244-350	.697	174-415	589-32.7	336-7	176	238	61	92	1083	60.2

2014 POSTSEASON STATISTICS

PLAYER	GP-GS	MIN-AVG	FG-FGA	PCT	3FG-FGA	PCT	FT-FTA	PCT	OFF-DEF	TOT-AVG	PF-DQ	A	TO	BLK	STL	PTS	AVG
Johnson, Nick	7-7	249-35.6	39-96	.406	15-34	.441	25-29	.862	5-26	31-4.4	15-0	21	9	8	7	118	16.9
Gordon, Aaron	7-7	232-33.1	37-69	.536	6-10	.600	8-28	.286	20-42	62-8.9	21-0	26	12	14	12	88	12.6
Hollis-Jefferson, Rondae	7-1	187-26.7	27-47	.574	0-1	.000	27-32	.844	12-31	43-6.1	21-1	8	7	9	7	81	11.6
McConnell, T.J.	7-7	229-32.7	24-52	.462	10-20	.500	5-9	.556	3-19	22-3.1	14-0	30	10	0	7	63	9.0
Tarczewski, Kaleb	7-7	196-28.0	26-44	.591	0-0	.000	9-13	.692	10-23	33-4.7	15-0	3	13	8	2	61	8.7
York, Gabe	7-6	188-26.9	15-45	.333	10-31	.323	5-9	.556	0-12	12-1.7	15-0	13	2	1	6	45	6.4
Johnson, Chris	1-0	2-2.0	1-1	1.000	1-1	1.000	0-0	.000	0-0	0-0.0	0-0	0	0	0	0	3	3.0
Mayes, Jordin	7-0	54-7.7	7-12	.583	1-5	.200	1-2	.500	1-3	4-0.6	6-0	3	3	0	0	16	2.3
Pitts, Elliott	7-0	53-7.6	5-10	.500	3-8	.375	0-0	.000	3-3	6-0.9	5-0	1	1	0	1	13	1.9
Korcheck, Matt	4-0	25-6.3	1-1	1.000	0-0	.000	0-0	.000	1-7	8-2.0	4-0	0	2	0	0	2	0.5
Mason, Trey	1-0	2-2.0	0-0	.000	0-0	.000	0-0	.000	0-1	1-1.0	1-0	1	0	0	0	0	0.0
Peters, Zach	3-0	7-2.3	0-3	.000	0-3	.000	0-0	.000	0-1	1-0.3	1-0	0	0	0	0	0	0.0
Hazzard, Jacob	1-0	1-1.0	0-0	.000	0-0	.000	0-0	.000	0-0	0-0.0	0-0	0	0	0	0	0	0.0
Team									12-9	21-3.0							
TOTAL	7	1425	182-380	.479	46-113	.407	80-122	.656	67-177	244-34.9	118-1	106	59	40	42	490	70.0
OPPONENTS	7	1425	135-378	.357	33-94	.351	102-126	.810	80-153	233-33.3	109-1	63	77	16	28	405	57.9

RESULTS AND LEADERS

DATE	OPPONENT	W/L	SCORE	ATTEND	HIGH POINTS	HIGH REBOUNDS	HIGH ASSISTS
Nov. 8, 2013	CAL POLY	W	73-62	14,545	Gordon - 13	Gordon - 10	McConnell - 6
Nov. 11, 2013	LONG BEACH STATE	W	91-57	14,087	Ashley - 16	Two players tied - 10	McConnell - 8
Nov. 14, 2013	at San Diego State	W	69-60	12,414	Johnson - 23	Gordon - 8	McConnell - 6
Nov. 18, 2013	FAIRLEIGH DICKINSON	W	100-50	13,529	York - 20	Gordon - 10	McConnell - 9
Nov. 19, 2013	RHODE ISLAND	W	87-59	13,354	Johnson - 20	Johnson - 10	Johnson - 6
Nov. 27, 2013	vs. Drexel	W	66-62	8,742	Johnson - 20	Gordon - 13	Johnson - 4
Nov. 29, 2013	vs. Duke	W	72-66	13,266	Johnson - 15	Tarczewski - 9	McConnell - 8
Dec. 3, 2013	TEXAS TECH	W	79-58	14,545	Gordon - 19	Ashley - 10	McConnell - 10
Dec. 7, 2013	UNLV	W	63-58	14,545	Two players tied - 13	Two players tied - 8	Two players tied - 6
Dec. 11, 2013	NEW MEXICO STATE	W	74-48	14,545	Ashley - 15	Hollis-Jefferson - 8	McConnell - 6
Dec. 14, 2013	at Michigan	W	72-70	12,707	Ashley - 18	Tarczewski - 9	McConnell - 5
Dec. 19, 2013	SOUTHERN	W	69-43	14,149	Gordon - 21	Ashley - 10	McConnell - 6
Dec. 23, 2013	NORTHERN ARIZONA	W	77-44	14,545	Johnson - 20	Ashley - 9	McConnell - 6
Jan. 2, 2014	WASHINGTON STATE	W	60-25	14,545	Tarczewski - 11	Gordon - 10	McConnell - 3
Jan. 4, 2014	WASHINGTON	W	71-62	14,545	Johnson - 24	Gordon - 11	McConnell - 6
Jan. 9, 2014	at UCLA	W	79-75	13,283	Johnson - 22	Tarczewski - 8	McConnell - 7
Jan. 12, 2014	at USC	W	73-53	8,347	Two players tied - 19	Gordon - 8	McConnell - 6
Jan. 16, 2014	ARIZONA STATE	W	91-68	14,545	Johnson - 17	Two players tied - 8	McConnell - 6
Jan. 23, 2014	COLORADO	W	69-57	14,545	Johnson - 18	Tarczewski - 8	Four players tied - 3
Jan. 26, 2014	UTAH	W	65-56	14,545	Johnson - 22	Gordon - 12	McConnell - 4
Jan. 29, 2014	at Stanford	W	60-57	7,233	Johnson - 16	Gordon - 9	Two players tied - 4
Feb. 1, 2014	at California	L	58-60	11,877	Tarczewski - 18	Gordon - 13	Gordon - 6
Feb. 6, 2014	OREGON	W	67-65	14,545	Johnson - 18	Hollis-Jefferson - 10	Johnson - 5
Feb. 9, 2014	OREGON STATE	W	76-54	14,545	Gordon - 17	Tarczewski - 7	McConnell - 6
Feb. 14, 2014	at Arizona State	L (2OT)	66-69	10,699	McConnell - 17	Tarczewski - 13	Two players tied - 3
Feb. 19, 2014	at Utah	W (OT)	67-63	14,266	Two players tied - 15	Tarczewski - 10	McConnell - 6
Feb. 22, 2014	at Colorado	W	88-61	11,025	Gordon - 23	York - 10	McConnell - 10
Feb. 26, 2014	CALIFORNIA	W	87-59	14,545	Johnson - 22	Hollis-Jefferson - 10	McConnell - 6
March 2, 2014	STANFORD	W	79-66	14,545	Gordon - 19	Gordon - 15	Three players tied - 4
March 5, 2014	at Oregon State	W	74-69	5,651	Johnson - 25	Tarczewski - 9	McConnell - 8
March 8, 2014	at Oregon	L	57-64	12,364	Gordon - 21	Gordon - 8	McConnell - 4
March 13, 2014	vs. Utah	W	71-39	-	Johnson - 14	Hollis-Jefferson - 8	McConnell - 4
March 14, 2014	vs. Colorado	W	63-43	-	Johnson - 16	Gordon - 9	McConnell - 5
March 15, 2014	vs. UCLA	L	71-75	12,916	Johnson - 22	Two players tied - 8	Gordon - 8
March 21, 2014	vs. Weber State	W	68-59	-	Johnson - 18	Gordon - 8	McConnell - 4
March 23, 2014	vs. Gonzaga	W	84-61	11,504	Two players tied - 18	Gordon - 6	Two players tied - 6
March 27, 2014	vs. San Diego State	W	70-64	17,773	Three players tied - 15	Johnson - 8	York - 4
March 29, 2014	vs. Wisconsin	L (OT)	63-64	17,814	Johnson - 16	Gordon - 18	Johnson - 3

BRANDON ASHLEY

2012-13

OPPONENT	Date	GS	MIN	FG-FGA	PCT	3FG-FGA	PCT	FT-FTA	PCT	OFF-DEF	TOT-AVG	PF	A	TO	BLK	STL	PTS	AVG
Charleston Southern	11/11/12		24	2-3	.667	0-0	.000	8-12	.667	3-5	8-8.0	1	1	2	2	1	12	12.0
UTEP	11/15/12		20	3-8	.375	0-0	.000	3-4	.750	4-1	5-6.5	3	0	1	1	0	9	10.5
Long Beach State	11/19/12	*	24	6-6	1.000	0-0	.000	8-9	.889	3-7	10-7.7	3	0	3	2	1	20	13.7
Northern Arizona	11/28/12	*	23	1-4	.250	0-0	.000	0-0	.000	1-10	11-8.5	2	3	1	3	0	2	10.8
at Texas Tech	12/1/12	*	22	4-5	.800	0-0	.000	4-6	.667	1-2	3-7.4	1	0	2	1	0	12	11.0
Southern Mississippi	12/4/12	*	18	0-1	.000	0-0	.000	1-2	.500	0-2	2-6.5	0	1	2	0	1	1	9.3
at Clemson	12/8/12	*	22	3-5	.600	1-1	1.000	2-2	1.000	1-5	6-6.4	3	0	1	1	0	9	9.3
Florida	12/15/12	*	22	0-2	.000	0-0	.000	0-0	.000	0-3	3-6.0	3	1	0	0	1	0	8.1
Oral Roberts	12/18/12	*	28	5-6	.833	0-0	.000	4-6	.667	1-5	6-6.0	2	1	3	3	0	14	8.8
vs. East Tennessee State	12/22/12	*	22	5-8	.625	0-0	.000	6-7	.857	2-8	10-6.4	3	0	3	0	0	16	9.5
vs. Miami	12/23/12	*	19	0-2	.000	0-0	.000	0-0	.000	1-6	7-6.5	3	1	3	0	0	0	8.6
vs. San Diego State	12/25/12	*	26	3-7	.429	0-0	.000	3-5	.600	2-5	7-6.5	2	1	2	0	0	9	8.7
Colorado	1/3/13	*	19	0-1	.000	0-0	.000	1-2	.500	0-3	3-6.2	3	1	1	0	0	1	8.1
Utah	1/5/13	*	19	5-7	.714	1-1	1.000	0-0	.000	2-2	4-6.1	1	0	0	0	1	11	8.3
at Oregon	1/10/13		17	1-5	.200	0-0	.000	1-1	1.000	0-1	1-5.7	3	0	1	0	0	3	7.9
at Oregon State	1/12/13	*	22	6-8	.750	0-0	.000	0-0	.000	3-4	7-5.8	4	1	2	0	1	12	8.2
at Arizona State	1/19/13	*	17	1-5	.200	0-0	.000	0-0	.000	0-3	3-5.6	3	1	1	0	0	2	7.8
UCLA	1/24/13	*	24	3-6	.500	0-0	.000	3-6	.500	3-5	8-5.8	4	0	1	0	2	9	7.9
USC	1/26/13	*	25	3-6	.500	1-1	1.000	4-4	1.000	0-7	7-5.8	2	0	1	0	1	11	8.1
at Washington	1/31/13	*	22	1-3	.333	0-0	.000	1-2	.500	3-3	6-5.9	2	0	2	0	0	3	7.8
at Washington State	2/2/13	*	18	4-5	.800	0-0	.000	2-3	.667	2-3	5-5.8	5	1	2	0	0	10	7.9
Stanford	2/6/13	*	13	2-8	.250	0-0	.000	2-3	.667	0-3	3-5.7	5	0	0	0	0	6	7.8
California	2/10/13	*	29	4-10	.400	0-0	.000	4-5	.800	5-4	9-5.8	2	0	1	0	2	12	8.0
at Colorado	2/14/13	*	14	1-2	.500	0-0	.000	1-2	.500	0-2	2-5.7	3	0	3	0	0	3	7.8
at Utah	2/17/13		22	4-5	.800	0-0	.000	2-3	.667	2-2	4-5.6	4	1	0	0	3	10	7.9
Washington	2/20/13		20	3-5	.600	0-0	.000	4-4	1.000	2-3	5-5.6	4	1	0	0	0	10	8.0
Washington State	2/23/13		16	3-4	.750	0-0	.000	1-2	.500	0-3	3-5.5	5	1	3	1	0	7	7.9
at USC	2/27/13		19	1-3	.333	0-0	.000	0-0	.000	0-3	3-5.4	0	0	2	0	0	2	7.7
at UCLA	3/2/13		17	0-1	.000	0-0	.000	0-0	.000	2-2	4-5.3	3	2	0	1	1	0	7.4
Arizona State	3/9/13		18	2-3	.667	0-0	.000	2-3	.667	4-2	6-5.4	2	0	0	1	0	6	7.4
vs. Colorado	3/14/13		17	3-9	.333	0-0	.000	2-2	1.000	2-3	5-5.4	4	3	1	2	1	8	7.4
vs. UCLA	3/15/13		25	7-8	.875	0-0	.000	1-1	1.000	1-2	3-5.3	2	1	4	0	1	15	7.7
vs. Belmont	3/21/13		22	3-7	.429	0-0	.000	0-0	.000	2-5	7-5.2	2	1	4	0	0	6	7.6
vs. Harvard	3/23/13		16	2-5	.400	0-0	.000	2-2	1.000	1-7	8-5.4	5	0	2	0	0	6	7.6
vs. Ohio State	3/28/13		18	2-4	.500	0-0	.000	0-0	.000	1-1	2-5.3	1	1	0	0	1	4	7.5
TOTAL			719	93-177	.525	3-3	1.000	72-98	.735	54-132	186-5.3	95	24	54	18	18	261	7.5

2013-14

OPPONENT	Date	GS	MIN	FG-FGA	PCT	3FG-FGA	PCT	FT-FTA	PCT	OFF-DEF	TOT-AVG	PF	A	TO	BLK	STL	PTS	AVG
Cal Poly	11/8/13	*	29	4-5	.800	0-0	.000	3-4	.750	2-7	9-9.0	4	0	2	1	1	11	11.0
Long Beach State	11/11/13	*	21	7-9	.778	0-0	.000	2-3	.667	4-3	7-8.0	5	2	1	2	1	16	13.5
at San Diego State	11/14/13	*	25	2-4	.500	0-2	.000	2-2	1.000	0-6	6-7.3	4	0	1	0	1	6	11.0
Fairleigh Dickinson	11/18/13	*	24	5-7	.714	0-0	.000	1-2	.500	5-3	8-7.5	4	0	0	0	1	11	11.0
Rhode Island	11/19/13	*	31	5-8	.625	0-1	.000	6-8	.750	0-6	6-7.2	3	0	2	1	0	16	12.0
vs. Drexel	11/27/13	*	30	1-8	.125	0-1	.000	2-4	.500	0-7	7-7.2	2	1	3	1	0	4	10.7
vs. Duke	11/29/13	*	26	6-8	.750	1-1	1.000	0-0	.000	1-1	2-6.4	5	0	3	1	2	13	11.0
Texas Tech	12/3/13	*	28	6-8	.750	2-2	1.000	4-5	.800	4-6	10-6.9	2	1	2	0	0	18	11.9
UNLV	12/7/13	*	30	6-13	.462	1-2	.500	0-0	.000	3-2	5-6.7	4	2	2	0	0	13	12.0
New Mexico State	12/11/13	*	26	5-7	.714	3-3	1.000	2-2	1.000	4-2	6-6.6	3	1	4	1	0	15	12.3
at Michigan	12/14/13	*	34	8-16	.500	0-1	.000	2-2	1.000	3-3	6-6.5	4	1	0	1	2	18	12.8
Southern	12/19/13	*	30	3-9	.333	0-3	.000	5-8	.625	2-8	10-6.8	2	0	0	1	0	11	12.7
Northern Arizona	12/23/13	*	32	4-12	.333	1-2	.500	2-2	1.000	3-6	9-7.0	2	0	1	1	1	11	12.5
Washington State	1/2/14	*	29	3-8	.375	0-2	.000	1-2	.500	2-6	8-7.1	3	2	1	1	0	7	12.1
Washington	1/4/14	*	29	2-5	.400	0-0	.000	5-6	.833	2-1	3-6.8	4	2	2	1	1	9	11.9
at UCLA	1/9/14	*	29	2-5	.400	0-1	.000	5-6	.833	0-3	3-6.6	4	1	4	0	0	9	11.8
at USC	1/12/14	*	31	7-10	.700	0-1	.000	5-8	.625	1-1	2-6.3	3	4	2	1	1	19	12.2
Arizona State	1/16/14	*	30	4-9	.444	0-1	.000	2-3	.667	0-5	5-6.2	3	4	1	0	0	10	12.1
Colorado	1/23/14	*	31	6-7	.857	1-1	1.000	2-2	1.000	0-4	4-6.1	3	1	3	1	2	15	12.2
Utah	1/26/14	*	30	4-9	.444	1-1	1.000	2-2	1.000	4-3	7-6.2	3	0	0	1	0	11	12.2
at Stanford	1/29/14	*	32	3-9	.333	1-3	.333	3-3	1.000	0-3	3-6.0	3	0	2	1	1	10	12.0
at California	2/1/14	*	2	0-2	.000	0-1	.000	0-0	.000	1-0	1-5.8	0	0	1	0	0	0	11.5
TOTAL			609	93-178	.522	11-29	.379	56-74	.757	41-86	127-5.8	70	22	37	16	14	253	11.5

GAME-BY-GAME STATS



2013-14

OPPONENT	Date	GS	MIN	FG-FGA	PCT	3FG-FGA	PCT	FT-FTA	PCT	OFF-DEF	TOT-AVG	PF	A	TO	BLK	STL	PTS	AVG
Cal Poly	11/8/13	*	26	3-6	.500	2-4	.500	4-7	.571	0-5	5-5.0	1	1	1	0	0	12	12.0
Long Beach State	11/11/13		23	4-7	.571	4-7	.571	2-2	1.000	0-4	4-4.5	3	6	0	0	2	14	13.0
at San Diego State	11/14/13		22	1-5	.200	0-2	.000	2-2	1.000	0-3	3-4.0	1	0	1	0	0	4	10.0
Fairleigh Dickinson	11/18/13		19	8-11	.727	4-6	.667	0-0	.000	0-2	2-3.5	1	0	0	0	0	20	12.5
Rhode Island	11/19/13		21	3-6	.500	2-4	.500	0-0	.000	0-1	1-3.0	1	1	1	0	1	8	11.6
vs. Drexel	11/27/13		14	0-6	.000	0-2	.000	2-2	1.000	1-1	2-2.8	0	0	0	0	0	2	10.0
vs. Duke	11/29/13		14	2-5	.400	1-4	.250	2-2	1.000	0-1	1-2.6	0	0	0	0	0	7	9.6
Texas Tech	12/3/13		20	3-10	.300	2-6	.333	0-0	.000	2-0	2-2.5	2	2	1	0	0	8	9.4
UNLV	12/7/13		6	0-1	.000	0-1	.000	0-0	.000	0-0	0-2.2	0	0	1	0	0	0	8.3
New Mexico State	12/11/13		23	0-3	.000	0-2	.000	1-2	.500	0-3	3-2.3	2	0	1	2	0	1	7.6
at Michigan	12/14/13		13	1-6	.167	1-3	.333	1-2	.500	1-0	1-2.2	1	0	1	0	0	4	7.3
Southern	12/19/13		22	2-4	.500	2-3	.667	0-0	.000	0-3	3-2.3	1	2	1	0	0	6	7.2
Northern Arizona	12/23/13		26	4-7	.571	2-4	.500	0-0	.000	1-0	1-2.2	2	4	0	0	4	10	7.4
Washington State	1/2/14		22	2-3	.667	2-3	.667	1-2	.500	0-1	1-2.1	1	2	1	0	1	7	7.4
Washington	1/4/14		17	2-5	.400	1-2	.500	0-0	.000	0-1	1-2.0	1	1	0	1	0	5	7.2
at UCLA	1/9/14		18	3-6	.500	3-6	.500	3-4	.750	1-0	1-1.9	1	2	0	0	0	12	7.5
at USC	1/12/14		11	0-4	.000	0-3	.000	2-2	1.000	0-1	1-1.9	3	1	1	0	0	2	7.2
Arizona State	1/16/14		21	3-7	.429	3-5	.600	1-2	.500	1-3	4-2.0	4	2	1	0	0	10	7.3
Colorado	1/23/14		21	3-9	.333	2-7	.286	1-2	.500	0-2	2-2.0	1	3	0	0	0	9	7.4
Utah	1/26/14		14	1-4	.250	0-3	.000	1-1	1.000	0-1	1-2.0	0	1	0	0	0	3	7.2
at Stanford	1/29/14		16	1-2	.500	1-2	.500	2-2	1.000	0-1	1-1.9	1	2	0	0	0	5	7.1
at California	2/1/14		20	2-4	.500	1-2	.500	0-0	.000	1-1	2-1.9	2	0	1	0	0	5	7.0
Oregon	2/6/14		24	2-3	.667	1-2	.500	3-6	.500	0-1	1-1.9	1	3	1	0	0	8	7.0
Oregon State	2/9/14		23	1-4	.250	1-2	.500	0-0	.000	0-1	1-1.8	2	2	1	0	0	3	6.9
at Arizona State	2/14/14		14	0-6	.000	0-4	.000	0-0	.000	2-1	3-1.9	2	0	1	0	0	0	6.6
at Utah	2/19/14	*	36	6-10	.600	3-6	.500	0-0	.000	1-3	4-2.0	2	2	2	0	1	15	6.9
at Colorado	2/22/14	*	30	1-4	.250	1-3	.333	1-2	.500	0-10	10-2.3	3	2	0	0	0	4	6.8
California	2/26/14	*	26	1-7	.143	1-3	.333	0-0	.000	4-1	5-2.4	2	5	0	0	0	3	6.7
Stanford	3/2/14		24	4-9	.444	3-5	.600	1-1	1.000	0-3	3-2.4	0	0	1	0	0	12	6.9
at Oregon State	3/5/14	*	27	4-9	.444	4-9	.444	0-0	.000	0-0	0-2.3	0	1	0	0	0	12	7.0
at Oregon	3/8/14	*	28	0-3	.000	0-2	.000	0-0	.000	0-4	4-2.4	0	3	1	0	3	0	6.8
vs. Utah	3/13/14	*	30	2-8	.250	2-6	.333	0-0	.000	0-1	1-2.3	3	2	0	0	2	6	6.8
vs. Colorado	3/14/14	*	27	1-5	.200	1-5	.200	0-0	.000	0-1	1-2.3	2	2	1	1	0	3	6.7
vs. UCLA	3/15/14		20	4-8	.500	3-7	.429	0-0	.000	0-1	1-2.2	2	0	0	0	1	11	6.8
vs. Weber State	3/21/14	*	30	3-6	.500	2-4	.500	1-2	.500	0-4	4-2.3	3	3	1	0	1	9	6.9
vs. Gonzaga	3/23/14	*	25	4-10	.400	1-5	.200	2-3	.667	0-1	1-2.3	1	2	0	0	2	11	7.0
vs. San Diego State	3/27/14	*	27	1-6	.167	1-4	.250	1-2	.500	0-2	2-2.2	2	4	0	0	0	4	6.9
vs. Wisconsin	3/29/14	*	29	0-2	.000	0-0	.000	1-2	.500	0-2	2-2.2	2	0	0	0	0	1	6.7
TOTAL			829	82-221	.371	57-148	.385	35-52	.673	15-70	85-2.2	56	61	21	4	18	256	6.7

Opponent	W	L	First Game	Last Game	Opponent	W	L	First Game	Last Game
+Adams State	2	0	1977	2008	+Houston	6	5	1968	2009
Air Force	2	4	1959	1968	Houston Baptist	1	0	1985	1985
Alabama	0	2	1985	1990	Idaho	4	0	1974	1979
Alaska-Anchorage	1	0	1995	1995	Idaho State	4	4	1959	2011
Arizona State	145	81	1914	2014	+Illinois	8	6	1967	2008
Arkansas	2	6	1949	1995	Illinois State	1	0	1998	1998
Arkansas-Little Rock	1	0	1988	1988	Illinois Wesleyan	1	1	1982	1983
Auburn	0	1	1986	1986	Iowa	3	5	1958	1996
Austin Peay	1	0	1991	1991	Iowa State	3	3	1970	1998
Ball State	1	0	2012	2012	I.U.P.U.I.	1	0	1999	1999
Baylor	5	3	1948	1997	Jackson State	2	0	1997	2000
Belmont	1	0	2013	2013	Jacksonville	0	1	1970	1970
Beloit	1	1	1950	1954	James Madison	1	0	1997	1997
Bethune-Cookman	1	0	2011	2011	Kansas	4	8	1980	2011
Boston College	3	0	1986	1997	Kansas State	5	8	1951	1999
Boston University	1	0	2003	2003	Kentucky	3	2	1946	1999
Bowling Green	0	1	1956	1956	Lamar	1	1	1980	1981
Bradley	3	7	1948	1965	LaSalle	1	2	1950	1995
Brigham Young	20	19	1952	2011	LaVerne	2	0	1932	1933
Bryant	1	0	2012	2012	Liberty	1	0	2004	2004
Bucknell	0	1	2012	2012	Lipscomb	1	0	2010	2010
Butler	3	0	1971	2001	Long Beach State	5	0	1988	2013
+California	56	30	1924	2014	Long Island	1	0	1951	1951
Cal-Poly Pomona	2	0	1966	1974	Louisiana-Lafayette	2	0	1979	2004
Cal-Poly San Luis Obispo	3	0	1950	2013	Louisiana State	3	3	1991	2003
Cal State-Bakersfield	1	0	1973	1973	Louisiana Tech	1	0	2010	2010
+Cal State-Fullerton	4	1	1976	2011	Louisville	2	3	1949	2009
Cal State-Hayward	2	0	1965	1981	Loyola (Ill.)	1	0	1989	1989
Cal State-Los Angeles	4	5	1958	1972	Loyola (Md.)	1	0	1994	1994
Canisius	1	3	1948	1954	Loyola Marymount	9	4	1937	2009
Centenary	2	1	1953	1974	Manhattan	1	0	2005	2005
Chaminade	1	0	2001	2001	Marquette	3	1	1974	2005
Charleston (W.Va.)	1	0	1981	1981	Maryland	3	0	1964	2002
Charleston Southern	1	0	2012	2012	Memphis	4	4	1953	2011
College of Charleston	1	0	1997	1997	Miami (Fla.)	3	0	1986	2012
Cincinnati	3	0	1976	1996	Miami (Ohio)	0	2	1947	1995
Clemson	3	0	1989	2012	Michigan	7	2	1958	2013
Cleveland State	1	0	2009	2009	Michigan State	4	2	1947	2006
Colorado	11	11	1961	2014	Midwestern	2	0	1976	1980
Colorado State	14	11	1955	1978	Minnesota	0	4	1952	1995
Columbia	1	0	1975	1975	Mississippi	1	1	1953	2001
Connecticut	0	5	1999	2011	Mississippi State	2	2	1971	2012
Coppin State	1	0	1997	1997	Mississippi Valley State	1	0	2009	2009
Cornell	1	0	1988	1988	Missouri	1	1	1985	1994
Creighton	1	1	1968	1969	Montana	1	0	1995	1995
Davidson	1	0	2003	2003	Montana State	1	1	1940	1982
Dayton	2	1	1951	2001	Morehead State	1	0	1947	1947
Delaware	1	0	1999	1999	Morgan State	1	0	1997	1997
Delaware State	1	0	1993	1993	Murray State	1	1	1956	1957
Denver	3	1	1962	1986	Nebraska	2	2	1961	1999
DePaul	0	2	1930	1934	New Mexico	83	42	1917	2000
DePauw	0	0	1971	1971	New Mexico State	60	38	1917	2013
Detroit	1	1	1976	1977	New Mexico Tech	10	0	1920	1942
Drake	1	1	1934	1975	New Orleans	3	0	1992	1994
Drexel	1	0	2013	2013	New York University	0	1	1952	1952
Duke	5	4	1962	2013	Niagara	0	1	1954	1954
Duquesne	2	3	1948	2012	Nicholls State	1	0	1998	1998
East Carolina	1	0	1975	1975	North Carolina	3	4	1949	2007
East Tennessee State	2	1	1991	2012	North Carolina-Asheville	1	0	1997	1997
Eastern Illinois	1	0	2001	2001	North Carolina-Wilmington	1	0	1999	1999
Eastern Michigan	2	0	1969	1978	North Carolina State	2	0	2010	2011
Eastern New Mexico	1	0	1961	1961	North Texas	0	2	1968	1970
Eastern Washington	1	0	2005	2005	+Northern Arizona	96	27	1919	2013
Evansville	3	1	1964	1992	Northern Colorado	2	1	1960	2011
Fairleigh Dickinson	1	0	2013	2013	Northern Illinois	2	0	1973	1975
Florida	2	2	2002	2012	Northwestern	2	0	1977	1979
Florida Atlantic	1	0	2009	2009	Notre Dame	4	1	1934	2003
Florida International	2	0	1982	1998	Oakland	1	0	2012	2012
Florida State	1	3	1970	1997	Occidental	5	1	1931	1935
Fordham	1	1	1970	1994	Ohio University	0	1	1956	1956
Fort Hays State	1	0	1984	1984	Ohio State	0	2	1972	2013
+Fresno State	3	3	1960	2008	+Oklahoma	2	5	1988	2011
Georgetown	2	1	1976	1995	Oklahoma City	1	1	1934	1957
Georgia Tech	0	1	1991	1991	Oklahoma State	3	0	1994	2005
Gonzaga	4	1	2001	2014	Old Dominion	1	0	1976	1976
Grand Canyon	4	0	1978	1981	Oral Roberts	1	0	2012	2012
Hamline	3	0	1956	1963	Oregon	46	26	1979	2014
Hardin-Simmons	24	14	1940	1967	+Oregon State	58	20	1976	2014
Harvard	3	0	1967	2013	Pacific	4	1	1958	1977
Hawaii	2	0	1976	1992	Penn State	1	0	1990	1990
Hawaii-Hilo	2	0	1985	1986	Pennsylvania	1	0	1997	1997
Hawaii Pacific	2	0	1985	1986	Pepperdine	4	0	1965	2002
Holy Cross	1	0	1998	1998	Pittsburgh	3	2	1949	1992

RECORD VS. ALL OPPONENTS



Opponent	W	L	First Game	Last Game
Pomona	2	0	1932	1933
Portland State	1	0	1976	1976
Princeton	1	0	1986	1986
Providence	3	2	1982	1997
Purdue	5	6	1934	2007
Regis	1	1	1960	1961
Rice	2	0	2010	2011
Richmond	2	0	1995	2005
Rhode Island	3	0	1993	2013
Robert Morris	3	0	1989	2011
Rutgers	2	0	1992	1995
St. Bonaventure	1	0	1987	1987
St. Francis (Pa.)	1	1	1968	1991
St. Francis (N.Y.)	0	1	1948	1948
St. John's (N.Y.)	1	0	2012	2012
St. Joseph's (Pa.)	2	0	1948	1994
Saint Louis	2	1	1934	2004
Saint Mary's (Calif.)	4	2	1949	2006
Samford	1	0	2007	2007
Sam Houston State	1	0	2006	2006
San Diego (Univ. of)	2	0	1973	2005
+San Diego State	23	7	1946	2014
San Francisco	1	4	1949	1973
San Francisco State	1	0	1985	1985
San Jose State	10	4	1937	1985
Santa Clara	6	4	1937	2011
Seattle University	5	2	1963	1971
Seton Hall	1	2	1988	2004
South Alabama	1	1	1972	1997
South Florida	1	0	1990	1990
Southeast Oklahoma	0	1	1940	1940
Southern	1	0	2013	2013
Southern Illinois	2	1	1966	1977
Southern Methodist	3	0	1974	1977
Southern Mississippi	3	0	1951	2012
Southwestern	0	1	1934	1934
+Stanford	57	29	1938	2014
Syracuse	1	2	1988	1995
Temple	2	0	1989	1992
Tennessee	1	3	1957	1998
Texas	8	2	1950	2011
Texas-El Paso	60	30	1920	2012
Texas-Pan American	1	1	1984	1985
Texas-San Antonio	1	1	1983	1986
+Texas A&M	6	1	1950	2009
Texas Christian	0	2	1940	1953
Texas Tech	24	28	1934	2013
Towson State	1	0	1995	1995
Tulane	2	0	1997	1997
Tulsa	1	2	1955	1986
UAB	1	1	2005	2009
UC-Davis	1	0	1975	1975
UC-Irvine	1	0	1998	1998
UCLA	38	53	1923	2014
UC-Riverside	2	0	1972	1981
UC-Santa Barbara	6	3	1956	2002
+UMKC	1	0	2008	2008
+UNLV	7	11	1973	2013
U.S. International	1	0	1982	1982
+USC	62	41	1922	2014
Utah	28	28	1954	2014
Utah State	1	3	1959	2005
Valparaiso	3	0	1996	2012
Vanderbilt	0	2	1957	2010
Vermont	1	0	2003	2003
Villanova	2	2	1968	2006
Virginia	2	3	1994	2008
Wake Forest	0	1	2005	2005
+Washington	47	28	1965	2014
+Washington State	58	16	1960	2014
Washington University	0	2	1949	1958
Wayne State	1	0	1947	1947
Weber State	5	0	1967	2014
West Texas State	20	16	1940	1962
+West Virginia	3	2	1949	2008
Western Illinois	1	0	1991	1991
Western Kentucky	2	0	2003	2006
Western New Mexico	3	3	1941	1962
Whittier	1	1	1924	1951
Wichita State	1	1	1952	1955
Wisconsin	2	4	1963	2014
Wright State	1	0	2005	2005

Wyoming20 15 1963 2005

+ Indicates that series results are affected by a vacated game(s) due to NCAA infractions. Records or streaks listed reflect on-court results only. For further information on specific games see pages 72-73 and the results for the 1998-99 and 2007-08 seasons.

Adams State (2-0)

12/8/76	W	115-55	Tucson, Ariz.
11/21/07	W	88-64	Lawrence, Kan.

Air Force (2-4)

2/28/59	L	62-115	Colo. Springs, Colo.
2/20/60	W	73-66	Colo. Springs, Colo.
12/17/60	L	67-76	Colo. Springs, Colo.
2/23/62	L	63-70	Tucson, Ariz.
12/15/62	L	46-57	Colo. Springs, Colo.
1/19/68	W	75-68	Tucson, Ariz.

Alabama (0-2)

3/15/85	L	41-50	Albuquerque, N.M.
3/18/90	L	55-77	Long Beach, Calif.

Alaska-Anchorage (1-0)

11/25/94	W	107-88	Anchorage, Alaska
----------	---	--------	-------------------

Arizona State (145-81)

12/13/13	W	41-17	Tucson, Ariz.
1/10/14	W	13-9	Tempe, Ariz.
1/13/23	W	29-20	Tucson, Ariz.
1/31/23	W	31-22	Tempe, Ariz.
1/26/24	W	39-24	Tempe, Ariz.
1/24/25	W	42-16	Tucson, Ariz.
2/2/25	W	40-17	Tempe, Ariz.
2/4/25	W	17-16	Tempe, Ariz.
1/13/26	W	30-24	Tucson, Ariz.
1/16/26	L	18-23	Tucson, Ariz.
2/1/26	L	19-25	Tempe, Ariz.
2/2/26	W	32-21	Tempe, Ariz.
1/21/27	W	29-18	Tucson, Ariz.
1/22/27	W	32-25	Tucson, Ariz.
1/31/27	W	36-29	Tempe, Ariz.
2/1/27	W	43-25	Tempe, Ariz.
1/13/28	W	39-32	Tucson, Ariz.
1/14/28	W	38-24	Tucson, Ariz.
1/30/28	L	27-47	Tucson, Ariz.
2/1/28	W	30-23	Tempe, Ariz.
1/18/29	W	36-18	Tucson, Ariz.
1/19/29	W	54-20	Tucson, Ariz.
2/4/29	W	56-22	Tempe, Ariz.
2/5/29	W	43-21	Tempe, Ariz.
1/10/30	W	50-40	Tucson, Ariz.
1/11/30	W	54-23	Tucson, Ariz.
2/3/30	W	48-40	Tempe, Ariz.
2/4/30	L	31-34	Tempe, Ariz.
1/23/31	L	20-28	Tucson, Ariz.
1/24/31	W	26-24	Tucson, Ariz.
2/3/31	L	20-38	Tempe, Ariz.
2/4/31	W	28-23	Tempe, Ariz.
1/15/32	W	39-20	Tucson, Ariz.
1/16/32	W	50-38	Tucson, Ariz.
2/1/32	W	51-24	Tempe, Ariz.
2/2/32	W	36-26	Tempe, Ariz.
1/13/33	W	32-30	Tucson, Ariz.
1/14/33	W	30-29	Tucson, Ariz.
2/3/33	W	35-21	Tempe, Ariz.
2/4/33	W	21-16	Tempe, Ariz.
1/19/34	W	33-22	Tucson, Ariz.
1/20/34	W	34-26	Tucson, Ariz.
2/2/34	W	39-24	Tempe, Ariz.
2/3/34	W	52-26	Tempe, Ariz.
1/18/35	W	36-30	Tucson, Ariz.
1/19/35	W	40-35	Tucson, Ariz.
2/1/35	L	33-40	Tempe, Ariz.
2/2/35	W	49-39	Tempe, Ariz.
1/13/36	W	34-27	Tucson, Ariz.
1/14/36	W	40-39	Tucson, Ariz.
2/7/36	L	41-43	Tempe, Ariz.
2/8/36	W	38-34	Tempe, Ariz.
1/8/37	W	38-27	Tucson, Ariz.
1/9/37	W	51-33	Tucson, Ariz.
1/15/37	W	37-36	Tempe, Ariz.
1/16/37	L	27-44	Tempe, Ariz.
1/7/38	L	41-52	Tucson, Ariz.
1/8/38	L	34-37	Tucson, Ariz.
2/28/38	L	31-49	Tempe, Ariz.
3/1/28	L	38-44	Tempe, Ariz.
1/6/39	L	33-35	Tempe, Ariz.
1/7/39	L	36-40	Tempe, Ariz.
2/24/39	L	43-50	Tucson, Ariz.
2/25/39	W	48-44	Tucson, Ariz.
1/12/40	W	37-35	Tucson, Ariz.

1/13/40	W	36-34	Tucson, Ariz.
2/5/40	W	51-40	Tempe, Ariz.
2/6/40	L	37-39	Tempe, Ariz.
1/10/41	W	55-40	Tucson, Ariz.
1/11/41	W	51-38	Tucson, Ariz.
3/5/41	L	34-51	Tempe, Ariz.
1/17/42	W	59-45	Tucson, Ariz.
1/27/42	L	41-42	Tempe, Ariz.
1/14/43	W	49-35	Tucson, Ariz.
1/15/43	L	39-41	Tucson, Ariz.
1/22/43	W	63-40	Tempe, Ariz.
1/23/43	W	43-29	Tempe, Ariz.
12/15/44	L	44-52	Tempe, Ariz.
12/16/44	L	41-48	Tempe, Ariz.
1/19/45	W	39-36	Tucson, Ariz.
1/20/45	W	39-37	Tucson, Ariz.
1/10/46	W	58-30	Tucson, Ariz.
1/11/46	W	60-37	Tucson, Ariz.
1/25/46	W	45-35	Tempe, Ariz.
1/26/46	W	44-27	Tempe, Ariz.
1/25/47	W	61-50	Tempe, Ariz.
2/1/47	W	63-41	Tucson, Ariz.
1/24/48	W	47-46	Tempe, Ariz.
2/21/48	W	61-58	Tucson, Ariz.
1/24/49	W	45-44	Tempe, Ariz.
2/19/49	W	63-60	Tucson, Ariz.
1/16/50	W	81-61	Tempe, Ariz.
2/4/50	W	73-51	Tucson, Ariz.
2/9/51	W	87-66	Tucson, Ariz.
3/5/51	W	71-59	Tempe, Ariz.
2/11/52	W	77-69	Tucson, Ariz.
2/28/52	L	59-87	Tempe, Ariz.
1/31/53	L	73-75	Tempe, Ariz.
2/12/53	W	65-60	Tucson, Ariz.
1/22/54	W	79-65	Tucson, Ariz.
2/8/54	W	82-75	Tempe, Ariz.
1/29/55	L	74-92	Tempe, Ariz.
3/2/55	L (OT)	103-104	Tucson, Ariz.
1/18/56	W	89-76	Tucson, Ariz.
2/25/56	L	88-96	Tempe, Ariz.
2/16/57	W	96-90	Tempe, Ariz.
3/4/57	W	77-70	Tucson, Ariz.
2/22/58	L	66-70	Tucson, Ariz.
3/3/58	L	76-78	Tempe, Ariz.
1/24/59	L	72-88	Tempe, Ariz.
2/7/59	L	62-85	Tucson, Ariz.
1/23/60	L	61-71	Tucson, Ariz.
3/5/60	L	71-76	Tempe, Ariz.
2/4/61	L	78-94	Tempe, Ariz.
2/25/61	L	75-94	Tucson, Ariz.
1/20/62	L	67-73	Tucson, Ariz.
2/27/62	L	53-67	Tempe, Ariz.
2/9/63	L	54-73	Tempe, Ariz.
3/4/63	L	53-58	Tucson, Ariz.
2/8/64	L	66-67	Tucson, Ariz.
3/4/64	L	69-72	Tempe, Ariz.
2/13/65	L	69-76	Tempe, Ariz.
3/3/65	W	97-87	Tucson, Ariz.
1/22/66	L	65-68	Tucson, Ariz.
2/26/66	W	91-80	Tempe, Ariz.
1/7/67	L	67-73	Tempe, Ariz.
2/25/67	W	92-65	Tucson, Ariz.
1/6/68	W	74-69	Tucson, Ariz.
2/17/68	L	61-78	Tempe, Ariz.
1/11/69	W	81-80	Tempe, Ariz.
3/1/69	W	90-73	Tucson, Ariz.
2/7/70	W	97-75	Tucson, Ariz.
3/4/70	W	90-89	Tempe, Ariz.
1/16/71	L	83-112	Tempe, Ariz.
2/20/71	L	83-95	Tucson, Ariz.
2/5/72	L	78-91	Tucson, Ariz.
3/4/72	L	75-83	Tempe, Ariz.
1/13/73	L	60-63	Tempe, Ariz.
2/17/73	L	105-110	Tucson, Ariz.
2/2/74	W	98-90	Tucson, Ariz.
3/2/74	L	95-108	Tempe, Ariz.
2/1/75	L	81-83	Tucson, Ariz.
3/8/75	L	92-107	Tempe, Ariz.
2/7/76	L	63-67	Tempe, Ariz.
3/6/76	W	77-72	Tucson, Ariz.
1/12/76	W (OT)	92-91	Tucson, Ariz.
2/5/77	W	99-83	Tucson, Ariz.
3/5/77	L (OT)	89-95	Tempe, Ariz.
1/12/77	W	72-70	Tempe, Ariz.
2/4/78	L (OT)	64069	Tempe, Ariz.

3/4/78	W	88-75	Tucson, Ariz.
11/24/78	L	82-84	Tucson, Ariz.
1/27/79	L	68-76	Tempe, Ariz.
2/24/79	W	85-80	Tucson, Ariz.
12/27/79	L	78-85	Tempe, Ariz.
1/26/80	L	72-97	Tucson, Ariz.
2/23/80	L	72-78	Tempe, Ariz.
1/24/81	L	65-83	Tempe, Ariz.
2/21/81	L	66-71	Tucson, Ariz.
1/23/82	L	54-55	Tucson, Ariz.
2/20/82	L	56-82	Tempe, Ariz.
1/22/83	L	69-82	Tempe, Ariz.
2/19/83	L	70-77	Tucson, Ariz.
1/20/84	W	71-49	Tucson, Ariz.
2/17/84	W	65-64	Tempe, Ariz.
1/5/85	W	61-60	Tempe, Ariz.
3/9/85	W	68-48	Tucson, Ariz.
1/4/86	W	62-53	Tucson, Ariz.
3/9/86	L	63-70	Tempe, Ariz.
1/29/87	W	82-67	Tempe, Ariz.
1/31/87	W	66-54	Tucson, Ariz.
1/28/88	W	99-59	Tucson, Ariz.
2/27/88	W	101-73	Tempe, Ariz.
1/26/89	W	96-71	Tempe, Ariz.
2/23/89	W	109-74	Tucson, Ariz.
1/17/90	W	70-61	Tempe, Ariz.
2/15/90	W	71-50	Tucson, Ariz.
1/17/91	W	74-71	Tempe, Ariz.
2/13/91	W	71-50	Tucson, Ariz.
1/22/92	W	92-65	Tucson, Ariz.
2/20/92	L	74-77	Tempe, Ariz.
1/20/93	W	91-87	Tempe, Ariz.
2/18/93	W	116-80	Tucson, Ariz.
1/5/94	W	98-81	Tucson, Ariz.
3/12/94	L	87-94	Tempe, Ariz.
1/5/95	L	52-53	Tempe, Ariz.
3/11/95	L (2OT)	98-103	Tucson, Ariz.
1/10/96	W	108-76	Tucson, Ariz.
2/7/96	W	71-69	Tempe, Ariz.
1/11/97	W	92-84	Tempe, Ariz.
2/5/97	W	87-71	Tucson, Ariz.
1/15/98	W	127-99	Tucson, Ariz.
2/14/98	W	83-82	Tempe, Ariz.
1/14/99	W	74-73	Tempe, Ariz.
2/10/99	W	86-80	Tucson, Ariz.
1/26/00	W	86-55	Tempe, Ariz.
2/26/00	W	89-82	Tucson, Ariz.
1/24/01	W	86-75	Tucson, Ariz.
2/21/01	W	88-58	Tempe, Ariz.
1/23/02	L	72-88	Tempe, Ariz.
2/20/02	W	83-75	Tucson, Ariz.
3/7/02	W	73-56	Los Angeles, Calif.
1/22/03	W	71-63	Tucson, Ariz.
2/22/03	W	92-72	Tempe, Ariz.
1/3/04	W	93-74	Tempe, Ariz.
3/7/04	W	106-82	Tucson, Ariz.
1/2/05	W	97-79	Tucson, Ariz.
3/5/05	W	70-68	Tempe, Ariz.
1/25/06	W	80-70	Tempe, Ariz.
2/25/06	W	68-47	Tucson, Ariz.
1/24/07	W	71-47	Tucson, Ariz.
2/25/07	W	61-58	Tempe, Ariz.
1/9/08	L (OT)	59-64	Tempe, Ariz.
2/10/08	L	54-59	Tucson, Ariz.
1/21/09	L	47-53	Tucson, Ariz.
2/22/09	L	68-70	Tempe, Ariz.
3/11/09	L	56-68	Los Angeles, Calif.
1/23/10	W	77-58	Tempe, Ariz.
2/21/10	L	69-73	Tucson, Ariz.
1/15/11	W	80-69	Tucson, Ariz.
2/13/11	W	67-52	Tempe, Ariz.
12/31/11	W	68-51	Tucson, Ariz.
3/4/12	L	80-87	Tempe, Ariz.
1/19/13	W	71-54	Tempe, Ariz.
3/9/13	W	73-58	Tucson, Ariz.
1/16/14	W	91-68	Tucson, Ariz.
2/14/14	L (2OT)	66-69	Tempe, Ariz.

Arkansas (2-6)

3/10/49	L	44-65	Dallas, Texas
12/27/52	L	51-68	Dallas, Texas
12/29/66	L	61-65	Los Angeles, Calif.
11/23/90	W	89-77	New York, N.Y.
12/21/91	L	59-65	Fayetteville, Ark.
12/6/92	L	80-86	Tucson, Ariz.

SERIES VS. ALL OPPONENTS



4/2/94	L	82-91	Charlotte, N.C.	2/15/69	L	66-75	Provo, Utah	3/10/01	W	78-76	Berkeley, Calif.
11/17/95	W	83-73	Fayetteville, Ark.	1/8/70	W	90-77	Tucson, Ariz.	1/31/02	W	68-58	Berkeley, Calif.
Arkansas-Little Rock (1-0)				2/14/70	L	78-93	Provo, Utah	3/2/02	W	99-53	Tucson, Ariz.
12/16/87	W	77-53	Tucson, Ariz.	1/30/71	W	81-76	Tucson, Ariz.	3/8/02	W	90-78	Los Angeles, Calif.
Auburn (0-1)				2/26/71	L	83-95	Provo, Utah	2/1/03	W	95-80	Tucson, Ariz.
3/14/86	L	63-73	Long Beach, Calif.	1/8/72	L	67-88	Provo, Utah	2/27/03	W	88-75	Berkeley, Calif.
Austin Peay (1-0)				2/11/72	L	78-89	Tucson, Ariz.	1/8/04	W	95-75	Tucson, Ariz.
11/14/90	W	122-80	Tucson, Ariz.	1/25/73	L	79-93	Provo, Utah	2/5/04	L	83-87	Berkeley, Calif.
Ball State (1-0)				2/24/73	W	100-94	Tucson, Ariz.	1/6/05	W	87-67	Berkeley, Calif.
11/13/11	W	73-63	Tucson, Ariz.	1/24/74	W	93-91	Provo, Utah	2/3/05	W	97-76	Tucson, Ariz.
Baylor (5-3)				2/21/74	W	118-90	Tucson, Ariz.	3/10/05	W	88-63	Los Angeles, Calif.
12/18/47	W	62-54	Tucson, Ariz.	1/11/75	W	83-66	Provo, Utah	1/21/06	W	60-55	Tucson, Ariz.
3/12/48	L	59-65	Dallas, Texas	2/14/75	W	97-81	Tucson, Ariz.	2/16/06	L	66-75	Berkeley, Calif.
3/13/48	L	54-64	Dallas, Texas	1/16/76	W	79-78	Tucson, Ariz.	12/28/06	W	94-85	Tucson, Ariz.
3/9/49	W	55-47	Dallas, Texas	2/14/76	L	74-79	Provo, Utah	3/1/07	W	70-65	Berkeley, Calif.
12/8/69	W	81-76	Tucson, Ariz.	1/22/77	W	113-85	Tucson, Ariz.	1/19/08	W	79-75	Berkeley, Calif.
12/11/70	L	91-101	Waco, Texas	2/17/77	W	64-62	Provo, Utah	2/14/08	W	83-73	Tucson, Ariz.
11/29/93	W	106-79	Tucson, Ariz.	1/19/78	L	86-87	Provo, Utah	1/2/09	L	55-69	Berkeley, Calif.
12/8/97	W	83-68	Waco, Texas	2/18/78	W	104-90	Tucson, Ariz.	3/5/09	L	77-83	Tucson, Ariz.
Belmont (1-0)				3/16/91	W	76-61	Salt Lake City, Utah	1/31/10	W	76-72	Tucson, Ariz.
3/21/13	W	81-64	Salt Lake City, Utah	11/28/98	W (OT)	78-74	Provo, Utah	2/25/10	L	71-95	Berkeley, Calif.
Beloit (1-1)				12/1/99	W	86-62	Tucson, Ariz.	1/6/11	W	73-71	Tucson, Ariz.
2/20/50	W	71-61	Tucson, Ariz.	12/28/09	L	69-99	Tucson, Ariz.	2/5/11	W (3OT)	107-105	Berkeley, Calif.
12/29/53	L	65-89	Beloit, Wis.	12/11/10	L	65-87	Salt Lake City, Utah	2/2/12	W	78-74	Berkeley, Calif.
Bethune-Cookman (1-0)				California (56-30)				2/10/13	L	69-77	Tucson, Ariz.
11/23/10	W	78-45	Tucson, Ariz.	2/11/24	L	30-38	Oakland, Calif.	2/1/14	L	58-60	Berkeley, Calif.
Boston College (3-0)				2/2/24	W	23-14	Oakland, Calif.	2/26/14	W	87-59	Tucson, Ariz.
12/28/85	W	71-61	Tucson, Ariz.	1/7/36	L	31-33	Tucson, Ariz.	^ - changed to win as a result of California forfeit			
12/22/93	W	70-65	Lahaina, Hawaii	12/30/26	L	22-55	Berkeley, Calif.	Cal Poly Pomona (2-0)			
11/24/97	W	99-69	Lahaina, Hawaii	12/19/55	L	74-84	Tucson, Ariz.	2/12/66	W	79-70	Tucson, Ariz.
Boston University (1-0)				12/22/56	L	49-70	Tucson, Ariz.	12/8/73	W	87-54	Tucson, Ariz.
12/30/02	W	85-71	Tucson, Ariz.	12/27/58	L	46-90	Berkeley, Calif.	Cal Poly SLO (3-0)			
Bowling Green (0-1)				12/18/63	W	64-58	Tucson, Ariz.	12/13/49	W	63-53	Tucson, Ariz.
12/29/55	L	75-92	Louisville, Ky.	12/11/64	L	55-57	Berkeley, Calif.	12/17/57	W	66-65	Tucson, Ariz.
Bradley (3-7)				12/29/65	W	62-58	Seattle, Wash.	11/8/13	W	73-62	Tucson, Ariz.
1/5/48	L	66-91	Peoria, Ill.	12/4/70	L	79-87	Tucson, Ariz.	Cal State-Bakersfield (1-0)			
1/3/52	L	59-98	Peoria, Ill.	12/4/71	L	76-79	Berkeley, Calif.	11/29/72	W	94-87	Tucson, Ariz.
2/2/53	L	62-65	Tucson, Ariz.	12/27/74	L	82-84	Norfolk, Va.	Cal State-Fullerton (4-1)			
12/28/53	L	55-79	Peoria, Ill.	1/6/79	W	69-64	Tucson, Ariz.	1/6/76	W	85-70	Tucson, Ariz.
2/1/54	W	87-74	Tucson, Ariz.	2/2/79	W	83-75	Berkeley, Calif.	11/29/76	W	91-80	Tucson, Ariz.
2/2/55	W	88-77	Tucson, Ariz.	1/3/80	W	89-81	Berkeley, Calif.	12/1/83	L	66-67	Tucson, Ariz.
12/9/57	L	52-91	Peoria, Ill.	2/2/80	W	65-62	Tucson, Ariz.	11/28/07	W	91-65	Tucson, Ariz.
2/5/58	L	58-71	Tucson, Ariz.	1/31/81	W	73-71	Berkeley, Calif.	12/8/10	W	73-62	Tucson, Ariz.
12/30/63	L	59-67	Peoria, Ill.	2/26/81	W	83-72	Tucson, Ariz.	Cal State-Hayward (2-0)			
2/3/65	W (3OT)	85-83	Tucson, Ariz.	1/30/82	L	73-85	Tucson, Ariz.	12/19/64	W	86-44	Tucson, Ariz.
Bryant (1-0)				2/26/82	L	59-63	Berkeley, Calif.	11/28/80	W	101-69	Tucson, Ariz.
12/22/11	W	100-60	Tucson, Ariz.	2/5/83	L	57-59	Berkeley, Calif.	Cal State-Los Angeles (4-5)			
Bucknell (0-1)				3/5/83	L	59-84	Tucson, Ariz.	2/26/58	W	84-68	Tucson, Ariz.
3/14/12	L	54-65	Tucson, Ariz.	2/2/84	W	56-50	Tucson, Ariz.	12/12/58	L	77-81	Tucson, Ariz.
Butler (3-0)				3/3/84	L	62-70	Berkeley, Calif.	2/9/59	L	72-86	Los Angeles, Calif.
12/5/70	W	108-92	Tucson, Ariz.	1/10/85	W	69-67	Berkeley, Calif.	12/12/59	L	74-82	Los Angeles, Calif.
12/28/00	W	72-60	Tucson, Ariz.	2/9/85	W	66-48	Tucson, Ariz.	2/6/60	W	104-84	Tucson, Ariz.
3/18/01	W	73-52	Kansas City, Mo.	1/12/86	W (2OT)	79-72	Tucson, Ariz.	12/8/60	W	92-90	Tucson, Ariz.
BYU (20-19)				2/6/86	W	61-52	Berkeley, Calif.	3/4/61	L	76-107	Los Angeles, Calif.
12/11/51	L	62-68	Provo, Utah	1/22/87	L (2OT)	81-82	Tucson, Ariz.	1/31/62	W	80-60	Tucson, Ariz.
12/29/61	W	60-58	Tucson, Ariz.	3/1/87	W	70-51	Berkeley, Calif.	12/17/71	L	81-86	Tucson, Ariz.
1/12/63	L	75-80	Tucson, Ariz.	1/7/88	W	80-51	Tucson, Ariz.	Canisius (1-3)			
2/15/63	L	72-77	Provo, Utah	2/7/88	W	74-62	Berkeley, Calif.	1/1/48	L	50-59	Buffalo, N.Y.
2/15/64	W	80-67	Tucson, Ariz.	3/11/88	W	88-64	Tucson, Ariz.	12/26/50	L	52-55	Buffalo, N.Y.
2/29/64	L	71-84	Provo, Utah	1/7/89	W	64-55	Berkeley, Calif.	12/29/51	L	78-89	Buffalo, N.Y.
1/15/65	W	75-73	Tucson, Ariz.	2/2/89	W	86-59	Tucson, Ariz.	12/31/53	W	79-58	Buffalo, N.Y.
2/26/65	L	88-92	Provo, Utah	1/2/90	W (OT)	71-70	Tucson, Ariz.	Centenary (2-1)			
1/8/66	L	74-87	Provo, Utah	2/21/90	W	93-68	Berkeley, Calif.	12/13/52	L	57-59	Tucson, Ariz.
2/19/66	W	76-62	Tucson, Ariz.	1/26/91	L	78-85	Berkeley, Calif.	12/15/53	W	79-64	Tucson, Ariz.
1/13/67	L	64-77	Tucson, Ariz.	2/21/91	W	100-63	Tucson, Ariz.	1/25/74	W	97-88	Tucson, Ariz.
3/4/67	L	58-70	Provo, Utah	2/9/92	W	80-68	Berkeley, Calif.	Chaminade (1-0)			
1/12/68	L	62-72	Provo, Utah	3/5/92	W	100-77	Tucson, Ariz.	11/20/00	W	97-57	Lahaina, Hawaii
3/2/68	W	96-85	Tucson, Ariz.	2/7/93	W	93-81	Tucson, Ariz.	Charleston (1-0)			
1/23/69	W	76-70	Tucson, Ariz.	3/4/93	L	71-74	Berkeley, Calif.	12/20/80	W	93-70	Tucson, Ariz.
				1/13/94	L (OT)	93-98	Tucson, Ariz.	Charleston Southern (1-0)			
				2/13/94	W	96-77	Berkeley, Calif.	11/11/12	W	82-73	Tucson, Ariz.
				1/12/95	W	99-86	Berkeley, Calif.				
				2/12/95	W	72-74	Tucson, Ariz.^				
				1/4/96	W	75-99	Berkeley, Calif.^				
				3/9/96	W	71-68	Tucson, Ariz.				
				1/2/97	W	81-80	Tucson, Ariz.				
				3/8/97	L	77-79	San Francisco, Calif.				
				1/31/98	W	70-57	Berkeley, Calif.				
				2/26/98	W	76-73	Tucson, Ariz.				
				1/30/99	W	74-73	Tucson, Ariz.				
				2/25/99	L	76-89	Berkeley, Calif.				
				1/6/00	W	65-61	Berkeley, Calif.				
				3/11/00	W	70-61	Tucson, Ariz.				
				1/4/01	W	78-75	Tucson, Ariz.				

Cincinnati (3-0)

12/27/75	W	71-64	Honolulu, Hawaii
2/21/93	W	70-60	Phoenix, Ariz.
2/11/96	W	79-76	Phoenix, Ariz.

Clemson (3-0)

3/18/89	W	94-68	Boise, Idaho
12/10/11	W	63-47	Tucson, Ariz.
12/8/12	W	66-54	Clemson, S.C.

Cleveland State (1-0)

3/22/09	W	71-57	Miami, Fla.
---------	---	-------	-------------

College of Charleston (1-0)

3/15/97	W	73-69	Memphis, Tenn.
---------	---	-------	----------------

Colorado (11-11)

12/2/60	L	72-82	Tucson, Ariz.
12/3/60	L	60-83	Tucson, Ariz.
12/8/61	L	51-72	Boulder, Colo.
12/9/61	L	57-60	Boulder, Colo.
12/22/62	W	60-52	Tucson, Ariz.
12/6/63	L	60-75	Boulder, Colo.
12/20/65	L (3OT)	73-77	Tucson, Ariz.
12/17/66	L	74-91	Boulder, Colo.
12/18/67	W	76-67	Tucson, Ariz.
12/19/68	L	69-70	Boulder, Colo.
12/3/73	W	91-76	Boulder, Colo.
12/21/74	W	94-63	Tucson, Ariz.
11/24/09	W (OT)	91-87	Lahaina, Hawaii
1/21/12	L	63-64	Boulder, Colo.
2/9/12	W	71-57	Tucson, Ariz.
3/10/12	L	51-53	Los Angeles, Calif.
1/3/13	W (OT)	92-83	Tucson, Ariz.
2/14/13	L	58-71	Boulder, Colo.
3/14/13	W	79-69	Las Vegas, Nev.
1/23/14	W	69-57	Tucson, Ariz.
2/22/14	W	88-61	Boulder, Colo.
3/14/14	W	63-43	Las Vegas, Nev.

Colorado State (14-11)

12/17/54	L	62-67	Tucson, Ariz.
12/18/54	W	81-59	Tucson, Ariz.
12/19/56	W	73-63	Tucson, Ariz.
1/2/60	L	64-103	Fort Collins, Colo.
12/14/62	L	65-75	Fort Collins, Colo.
12/7/63	L	45-57	Fort Collins, Colo.
1/10/64	W	57-55	Tucson, Ariz.
1/29/70	W	75-69	Tucson, Ariz.
2/28/70	L	80-94	Fort Collins, Colo.
1/7/71	L	65-90	Fort Collins, Colo.
2/13/71	L	71-74	Tucson, Ariz.
1/14/72	W	78-74	Tucson, Ariz.
2/19/72	L	67-87	Fort Collins, Colo.
2/3/73	W	94-87	Tucson, Ariz.
3/2/73	L	72-79	Fort Collins, Colo.
1/5/74	L	67-85	Fort Collins, Colo.
2/8/74	W	76-67	Tucson, Ariz.
1/25/75	W	85-82	Fort Collins, Colo.
2/28/75	W	107-97	Tucson, Ariz.
1/30/76	W	94-76	Tucson, Ariz.
2/28/76	W	78-72	Fort Collins, Colo.
1/29/77	W	77-72	Fort Collins, Colo.
2/24/77	W	91-86	Tucson, Ariz.
1/27/78	W	75-63	Tucson, Ariz.
2/25/78	L	88-95	Fort Collins, Colo.

Columbia (1-0)

12/28/74	W	94-73	Norfolk, Va.
----------	---	-------	--------------

Connecticut (0-5)

12/7/99	L	69-79	Chicago, Ill.
12/9/00	L	69-71	Storrs, Conn.
1/26/02	L (OT)	98-100	Tucson, Ariz.
1/22/05	L	70-79	Lahaina, Hawaii
3/26/11	L	63-65	Anaheim, Calif.

Coppin State (1-0)

12/13/97	W	99-82	Tucson, Ariz.
----------	---	-------	---------------

Cornell (1-0)

3/18/88	W	90-50	Los Angeles, Calif.
---------	---	-------	---------------------

Creighton (1-1)

12/15/67	L	66-70	Omaha, Neb.
----------	---	-------	-------------

1/16/69	W	72-63	Tucson, Ariz.
---------	---	-------	---------------

Davidson (1-0)

12/28/02	W	95-69	Tucson, Ariz.
----------	---	-------	---------------

Dayton (2-1)

3/13/51	L	68-74	New York, N.Y.
1/12/91	W	84-68	Honolulu, Hawaii
1/12/99	W	76-59	Lahaina, Hawaii

Delaware (1-0)

12/30/99	W	89-77	Tucson, Ariz.
----------	---	-------	---------------

Delaware State (1-0)

12/28/92	W	92-52	Tucson, Ariz.
----------	---	-------	---------------

Denver (3-1)

12/30/61	W	71-57	Tucson, Ariz.
12/10/63	W	74-64	Tucson, Ariz.
12/27/65	L	70-72	Denver, Colo.
12/4/85	W	63-54	Tucson, Ariz.

DePaul (0-2)

2/10/30	L	16-29	Tucson, Ariz.
1/3/34	L	24-37	Chicago, Ill.

DePauw (1-0)

1/4/71	W	105-68	Tucson, Ariz.
--------	---	--------	---------------

Detroit (1-1)

1/10/76	W	106-76	Tucson, Ariz.
12/18/76	L	68-70	Detroit, Mich.

Drake (1-1)

12/29/33	W	36-35	Des Moines, Iowa
3/16/75	L	76-83	Louisville, Ky.

Drexel (1-0)

1/12/71	W	66-62	New York, N.Y.
---------	---	-------	----------------

Duke (5-4)

12/16/61	L	47-78	Pittsburgh, Pa.
12/30/87	W	91-85	Tucson, Ariz.
2/26/89	W	77-75	East Rutherford, N.J.
2/25/90	L	76-78	Durham, N.C.
2/24/91	W (2OT)	103-96	Tucson, Ariz.
1/12/6/97	L	87-95	Lahaina, Hawaii
4/2/01	L	72-82	Minneapolis, Minn.
3/24/11	W	93-77	Anaheim, Calif.
1/12/9/13	W	72-66	New York, N.Y.

Duquesne (2-3)

1/2/48	L	51-54	Pittsburgh, Pa.
12/21/48	L	51-57	Pittsburgh, Pa.
1/1/51	L	63-65	Pittsburgh, Pa.
1/12/7/87	W	133-78	Anchorage, Alaska
1/19/11	W	67-59	Tucson, Ariz.

East Carolina (1-0)

3/13/75	W	94-78	Louisville, Ky.
---------	---	-------	-----------------

East Tennessee State (2-1)

1/11/6/90	W	88-79	Tucson, Ariz.
3/20/92	L	80-87	Atlanta, Ga.
12/22/12	W	73-53	Honolulu, Hawaii

Eastern Illinois (1-0)

3/16/01	W	101-76	Kansas City, Mo.
---------	---	--------	------------------

Eastern Michigan (2-0)

1/7/69	W	89-72	Tucson, Ariz.
12/20/77	W	92-78	Tucson, Ariz.

Eastern New Mexico (1-0)

12/13/60	W	118-66	Tucson, Ariz.
----------	---	--------	---------------

Eastern Washington (1-0)

12/28/04	W	79-45	Tucson, Ariz.
----------	---	-------	---------------

Evansville (3-1)

12/4/63	L	58-61	Tucson, Ariz.
12/28/64	W	78-61	Evansville, Ind.
12/17/68	W	102-88	Tucson, Ariz.
12/28/91	W	83-76	Tucson, Ariz.

Fairleigh Dickinson (1-0)

1/18/13	W	100-50	Tucson, Ariz.
---------	---	--------	---------------

Florida (2-2)

1/19/01	W	75-71	New York, N.Y.
1/128/03	L	77-78	Springfield, Mass.
12/7/11	L (OT)	72-78	Gainesville, Fla.
12/15/12	W	65-64	Tucson, Ariz.

Florida Atlantic (1-0)

1/17/08	W	75-62	Tucson, Ariz.
---------	---	-------	---------------

Florida International (2-0)

12/1/82	W	79-68	Tucson, Ariz.
12/30/98	W	91-75	Tucson, Ariz.

Florida State (1-3)

1/5/70	L	78-87	Tucson, Ariz.
12/31/70	L	85-95	Tallahassee, Fla.
12/6/94	W	96-78	Tucson, Ariz.
12/23/97	L	79-84	Tallahassee, Fla.

Fordham (1-1)

12/26/69	L	74-82	Evansville, Ind.
12/28/93	W	111-84	Tucson, Ariz.

Fort Hayes State (1-0)

12/30/83	W	81-64	Tucson, Ariz.
----------	---	-------	---------------

Fresno State (3-3)

2/13/60	L	68-69	Tucson, Ariz.
12/1/62	W	75-67	Tucson, Ariz.
12/17/79	W	65-61	Tucson, Ariz.
12/1/80	L	65-77	Tucson, Ariz.
12/9/80	L	60-70	Fresno, Calif.
12/16/07	W	69-50	Tucson, Ariz.

Georgetown (2-1)

3/13/76	W	83-76	Tempe, Ariz.
12/13/86	L	74-82	Washington, D.C.
1/12/4/95	W	91-81	New York, N.Y.

Georgia Tech (0-1)

2/17/91	L	56-62	East Rutherford, N.J.
---------	---	-------	-----------------------

Gonzaga (4-1)

1/12/9/00	W	101-87	Tucson, Ariz.
3/22/03	W (2OT)	96-95	Salt Lake City, Utah
12/14/08	W	69-64	Phoenix, Ariz.
12/17/11	L	60-71	Seattle, Wash.
3/23/14	W	84-61	San Diego, Calif.

Grand Canyon (4-0)

1/6/78	W	78-66	Tucson, Ariz.
12/13/78	W	90-78	Tucson, Ariz.
12/8/79	W	69-60	Tucson, Ariz.
12/30/80	W	74-60	Tucson, Ariz.

Hamline (3-0)

12/14/55	W	71-63	Tucson, Ariz.
12/3/56	W	79-74	Tucson, Ariz.
1/2/63	W	82-47	Tucson, Ariz.

Hardin-Simmons (24-14)

1/1/40	W	40-31	Abilene, Texas
1/2/40	W	50-28	Abilene, Texas
1/7/42	W	50-26	Tucson, Ariz.
2/18/42	L	31-36	Abilene, Texas
2/13/47	W	70-54	Tucson, Ariz.
2/20/47	W	60-48	Abilene, Texas
1/10/48	L	53-54	Abilene, Texas
2/19/48	W	53-34	Tucson, Ariz.
1/6/49	W	50-43	Abilene, Texas
2/12/49	W	43-40	Abilene, Texas
2/27/50	L	53-57	Abilene, Texas
3/6/50	W	63-41	Tucson, Ariz.
1/13/51	W	67-55	Abilene, Texas
2/5/51	W	69-53	Tucson, Ariz.
1/14/52	W	65-43	Tucson, Ariz.
2/16/52	L	63-66	Abilene, Texas
2/4/53	W	72-67	Tucson, Ariz.
2/16/53	L	61-77	Abilene, Texas
3/6/53	L (OT)	61-67	Abilene, Texas
2/13/54	W	59-55	Tucson, Ariz.
2/23/54	W	78-72	Abilene, Texas

SERIES VS. ALL OPPONENTS



1/14/55	W	77-68	Tucson, Ariz.
2/6/55	L	58-71	Abilene, Texas
2/7/56	L	63-71	Abilene, Texas
2/18/56	W	83-73	Tucson, Ariz.
2/12/57	L	69-80	Tucson, Ariz.
2/23/57	L	69-80	Abilene, Texas
1/18/58	L	73-75	Tucson, Ariz.
2/10/58	W	69-52	Abilene, Texas
1/12/59	L	50-68	Abilene, Texas
2/14/59	W	66-64	Tucson, Ariz.
1/15/60	W	72-58	Tucson, Ariz.
1/30/60	L	63-81	Abilene, Texas
1/30/61	L	80-84	Abilene, Texas
2/13/61	W	83-68	Tucson, Ariz.
1/4/62	W	101-62	Tucson, Ariz.
2/10/62	W	86-74	Abilene, Texas
12/7/66	W	80-65	Tucson, Ariz.

Harvard (3-0)			
12/23/66	W	59-58	Tucson, Ariz.
12/17/77	W	83-60	Tucson, Ariz.
3/23/13	W	74-51	Salt Lake City, Utah

Hawaii (2-0)			
12/30/75	W	84-74	Honolulu, Hawaii
12/1/91	W	85-71	Honolulu, Hawaii

Hawaii-Hilo (2-0)			
12/26/84	W	99-75	Hilo, Hawaii
1/2/86	W	104-71	Tucson, Ariz.

Hawaii-Pacific (2-0)			
12/30/84	W	80-66	Pearl Harbor, Hawaii
12/10/86	W	105-85	Tucson, Ariz.

Holy Cross (1-0)			
12/28/98	W	89-41	Tucson, Ariz.

Houston (6-5)			
12/22/67	L	76-81	Tucson, Ariz.
12/5/68	L	64-85	Houston, Texas
12/9/77	W	81-80	Tucson, Ariz.
11/30/79	L	72-74	Houston, Texas
11/26/82	L	63-104	Houston, Texas
12/8/94	W	81-67	Tucson, Ariz.
12/2/95	W	73-69	Houston, Texas
12/3/05	L	65-69	Houston, Texas
12/17/06	W	87-62	Tucson, Ariz.
1/12/08	W	85-71	Houston, Texas
1/24/09	W (OT)	96-90	Tucson, Ariz.

Houston Baptist (1-0)			
11/23/84	W	63-56	Tucson, Ariz.

Idaho (4-0)			
12/13/73	W	101-80	Tucson, Ariz.
12/3/75	W	88-62	Tucson, Ariz.
12/4/76	W	95-40	Tucson, Ariz.
12/16/78	W	69-58	Tucson, Ariz.

Idaho State (4-4)			
12/20/58	L	58-86	Pocatello, Idaho
12/22/58	L	51-71	Pocatello, Idaho
12/29/60	L	64-75	Tucson, Ariz.
12/19/62	W	57-51	Tucson, Ariz.
1/3/69	W	92-48	Tucson, Ariz.
12/12/75	L	82-87	Tempe, Ariz.
12/15/79	W	89-83	Tucson, Ariz.
11/14/10	W	90-42	Tucson, Ariz.

Illinois (8-6)			
12/27/66	L	77-93	Los Angeles, Calif.
11/30/73	W	101-80	Tucson, Ariz.
12/13/74	W	78-66	Tucson, Ariz.
12/20/75	L	60-66	Champaign, Ill.
11/28/77	L	107-113	Champaign, Ill.
12/4/87	L	63-82	Champaign, Ill.
1/30/88	W	78-70	Tucson, Ariz.
11/22/00	W	79-76	Lahaina, Hawaii
12/16/00	L	73-81	Chicago, Ill.
3/25/01	W	87-81	San Antonio, Texas
12/4/01	W	87-82	Phoenix, Ariz.
3/26/05	L (OT)	89-90	Rosemont, Ill.
12/2/06	W	84-72	Phoenix, Ariz.
12/8/07	W (OT)	78-72	Chicago, Ill.

Illinois State (1-0)			
3/21/98	W	82-49	Sacramento, Calif.

Illinois Wesleyan (1-2)			
1/2/34	L	44-49	Bloomington, Ill.
12/18/81	W	82-57	Tucson, Ariz.
12/27/82	L	64-67	Tucson, Ariz.

Iowa (3-5)			
12/7/57	L	63-80	Iowa City, Iowa
12/19/60	L	64-105	Iowa City, Iowa
12/26/62	L	56-57	Portland, Ore.
12/29/75	L	80-82	Honolulu, Hawaii
2/7/87	L	80-89	Tucson, Ariz.
12/12/87	W	66-59	Iowa City, Iowa
3/25/88	W	99-79	Seattle, Wash.
3/17/96	W	87-73	Tempe, Ariz.

Iowa State (3-3)			
12/12/69	W	78-65	Tucson, Ariz.
12/2/71	L	54-71	Ames, Iowa
12/11/82	L	66-80	Tucson, Ariz.
12/5/83	L	63-75	Ames, Iowa
12/29/90	W	102-77	Tucson, Ariz.
12/19/98	W	75-61	Las Vegas, Nev.

IUPUI (1-0)			
12/13/99	W	70-41	Tucson, Ariz.

Jackson State (2-0)			
12/14/96	W	111-83	Tucson, Ariz.
3/16/00	W	71-47	Salt Lake City, Utah

Jacksonville (0-1)			
12/26/69	L	72-104	Evansville, Ind.

James Madison (1-0)			
12/28/97	W	92-68	Tucson, Ariz.

Kansas (4-8)			
12/31/79	L	60-78	Tucson, Ariz.
12/7/81	L	57-86	Lawrence, Kan.
3/22/96	L	80-83	Denver, Colo.
3/21/97	W	85-82	Birmingham, Ala.
12/2/97	L	87-90	Chicago, Ill.
12/1/01	L	97-105	Tucson, Ariz.
1/25/03	W	91-74	Lawrence, Kan.
3/29/03	L	75-78	Anaheim, Calif.
11/21/05	W	61-49	Lahaina, Hawaii
11/25/07	L	72-76	Lawrence, Kan.
12/23/08	W	84-67	Tucson, Ariz.
11/27/10	L	79-87	Las Vegas, Nev.

Kansas State (5-8)			
3/21/51	L	59-61	Kansas City, Mo.
12/8/51	L	57-76	Tucson, Ariz.
1/5/52	L	52-78	Manhattan, Kan.
12/6/54	W	86-81	Tucson, Ariz.
12/18/61	L	43-59	Manhattan, Kan.
12/23/72	L	69-85	Manhattan, Kan.
12/19/73	W	74-72	Tucson, Ariz.
12/14/74	W	67-65	Tempe, Ariz.
12/8/75	L	61-71	Manhattan, Kan.
12/6/80	L	53-55	Tucson, Ariz.
12/9/81	L	55-63	Manhattan, Kan.
12/30/97	W	125-87	Tucson, Ariz.
11/16/99	W	88-69	Tucson, Ariz.

Kentucky (3-2)			
3/16/46	L	53-77	New York, N.Y.
12/23/93	L	92-93	Lahaina, Hawaii
3/31/97	W (OT)	84-79	Indianapolis, Ind.
11/25/97	W	89-74	Lahaina, Hawaii
11/26/99	W	63-51	New York, N.Y.

Lamar (1-1)			
12/29/79	W	61-57	Tucson, Ariz.
12/27/80	L	61-63	Tucson, Ariz.

La Salle (1-2)			
3/11/50	L	66-72	New York, N.Y.
12/17/52	L	68-87	Tucson, Ariz.
12/12/94	W	92-76	Tucson, Ariz.

La Verne (2-0)			
1/7/32	W	39-27	La Verne, Calif.
1/5/33	W	32-31	La Verne, Calif.

Liberty (1-0)			
12/28/03	W	107-91	Tucson, Ariz.

Lipscomb (1-0)			
12/21/09	W (OT)	83-82	Tucson, Ariz.

Long Beach State (5-0)			
12/4/87	W	94-62	Tucson, Ariz.
12/1/90	W	95-68	Tucson, Ariz.
11/15/95	W	91-57	Tucson, Ariz.
11/19/12	W	94-72	Tucson, Ariz.
11/11/13	W	91-57	Tucson, Ariz.

Long Island (1-0)			
1/29/51	W	62-61	Tucson, Ariz.

Louisiana-Lafayette (2-0)			
12/23/78	W	76-73	Tucson, Ariz.
12/30/03	W	72-69	Tucson, Ariz.

Louisiana Tech (1-0)			
12/9/09	W	83-67	Tucson, Ariz.

Louisville (2-3)			
12/23/48	L	50-69	Louisville, Ky.
12/27/55	L	83-103	Louisville, Ky.
3/24/94	W	82-70	Los Angeles, Calif.
12/5/06	W	72-65	New York, N.Y.
3/27/09	L	64-103	Indianapolis, Ind.

Loyola (Ill.) (1-0)			
12/28/88	W	106-82	Tucson, Ariz.

Loyola Marymount (9-4)			
1/2/37	W	27-18	Los Angeles, Calif.
3/11/37	W	26-16	Tucson, Ariz.
3/2/37	L	26-30	Tucson, Ariz.
12/21/39	L	35-40	Los Angeles, Calif.
12/22/39	L	33-42	Los Angeles, Calif.
12/20/47	W	60-49	Tucson, Ariz.
12/10/48	W	52-51	Tucson, Ariz.
1/28/50	L	54-61	Los Angeles, Calif.
12/12/51	W	68-60	Tucson, Ariz.
12/20/57	W	77-67	Tucson, Ariz.
1/31/69	W	93-65	Tucson, Ariz.
12/4/84	W	82-75	Tucson, Ariz.
12/2/08	W	84-57	Tucson, Ariz.

Loyola (Md.)			
3/18/94	W	81-55	Sacramento, Calif.

LSU (3-3)			
12/8/90	L	82-92	Baton Rouge, La.
12/7/91	W	87-67	Tucson, Ariz.
2/13/99	W	78-71	Tucson, Ariz.
1/29/00	L	60-86	Baton Rouge, La.
12/20/00	W	88-75	Tucson, Ariz.
12/21/02	L	65-66	Baton Rouge, La.

Manhattan (1-0)			
12/21/04	W	105-75	Tucson, Ariz.

Marquette (3-1)			
12/28/73	L	72-76	Milwaukee, Wis.
1/8/94	W	94-80	Tucson, Ariz.
12/13/03	W	85-75	Tucson, Ariz.
12/18/04	W	48-43	Milwaukee, Wis.

Maryland (3-0)			
12/27/63	W	57-54	Evansville, Ind.
3/19/98	W	87-79	Anaheim, Calif.
11/8/01	W	71-67	New York, N.Y.

Memphis (4-4)			
1/3/53	L	56-75	Memphis, Tenn.
12/21/55	L (OT)	92-98	Tucson, Ariz.
1/11/57	L	76-93	Memphis, Tenn.
1/30/65	W	99-64	Tucson, Ariz.
12/4/65	W	94-69	Memphis, Tenn.
12/20/06	W	79-71	Tucson, Ariz.
12/29/07	L	63-76	Memphis, Tenn.

3/18/11	W	77-75	Tulsa, Okla.	1922	W	25-21	Tucson, Ariz.	2/3/68	W	69-68	Tucson, Ariz.
				2/12/23	W	59-13	Tucson, Ariz.	2/22/68	L	74-102	Albuquerque, N.M.
Miami (Fla.) (3-0)				2/13/23	W	38-5	Tucson, Ariz.	2/8/69	L	74-79	Albuquerque, N.M.
1/18/86	W (OT)	81-74	Coral Gables, Fla.	2/29/24	W	34-15	Albuquerque, N.M.	2/20/69	W	77-75	Tucson, Ariz.
12/19/89	W	83-53	Tucson, Ariz.	3/1/24	W	37-21	Albuquerque, N.M.	1/17/70	W	78-72	Albuquerque, N.M.
12/23/12	W	69-50	Honolulu, Hawaii	2/27/25	L	30-31	Tucson, Ariz.	2/19/70	W	80-78	Tucson, Ariz.
				2/28/25	W	21-18	Tucson, Ariz.	2/4/71	L	77-81	Albuquerque, N.M.
Miami (Ohio) (0-2)				2/8/26	L	22-34	Albuquerque, N.M.	3/6/71	L	83-93	Tucson, Ariz.
12/28/46	L	57-60	Cincinnati, Ohio	2/9/26	L	15-40	Albuquerque, N.M.	1/29/72	L	55-61	Albuquerque, N.M.
3/16/95	L	62-71	Dayton, Ohio	2/18/27	L	29-34	Tucson, Ariz.	2/24/72	W	53-51	Tucson, Ariz.
				2/19/27	W	27-26	Tucson, Ariz.	1/6/73	W	83-73	Tucson, Ariz.
Michigan (7-2)				2/21/28	W	35-30	Albuquerque, N.M.	2/8/73	L	73-93	Albuquerque, N.M.
12/30/57	L	76-88	Tucson, Ariz.	2/22/28	W	37-32	Albuquerque, N.M.	1/11/74	W	97-89	Tucson, Ariz.
11/28/87	W	79-64	Anchorage, Alaska	2/22/29	W	40-27	Tucson, Ariz.	2/16/74	L	72-99	Albuquerque, N.M.
11/25/89	W	82-75	Springfield, Mass.	2/23/29	W	36-29	Tucson, Ariz.	1/17/75	W	67-49	Tucson, Ariz.
12/30/93	W	119-95	Tucson, Ariz.	2/21/30	L	28-32	Albuquerque, N.M.	2/22/75	W	58-56	Albuquerque, N.M.
11/30/94	W	78-57	Auburn Hills, Mich.	2/22/30	W	28-26	Albuquerque, N.M.	1/24/76	W	80-79	Albuquerque, N.M.
11/22/95	W	86-79	New York, N.Y.	2/20/31	W	31-25	Tucson, Ariz.	2/20/76	W (OT)	67-65	Tucson, Ariz.
12/21/96	L (OT)	71-73	Ann Arbor, Mich.	2/21/31	W	27-23	Tucson, Ariz.	1/13/77	W	89-78	Albuquerque, N.M.
11/24/04	W (OT)	61-60	New York, N.Y.	2/19/32	L	28-30	Albuquerque, N.M.	2/12/77	W	88-84	Tucson, Ariz.
12/14/13	W	72-70	Ann Arbor, Mich.	2/20/32	L	33-40	Albuquerque, N.M.	1/14/78	L	81-93	Tucson, Ariz.
				2/17/33	W	47-25	Tucson, Ariz.	2/9/78	L	85-103	Albuquerque, N.M.
Michigan State (4-2)				2/18/33	W	38-29	Tucson, Ariz.	12/22/78	W	107-88	Tucson, Ariz.
1/2/47	W	45-43	East Lansing, Mich.	2/23/34	W	33-32	Albuquerque, N.M.	2/26/79	L	98-129	Albuquerque, N.M.
12/29/87	W	78-58	Tucson, Ariz.	2/24/34	W	36-31	Albuquerque, N.M.	12/19/81	W	67-63	Tucson, Ariz.
12/11/99	W	79-68	Tucson, Ariz.	2/5/35	W	38-37	Tucson, Ariz.	12/4/82	L	73-101	Albuquerque, N.M.
3/31/01	W	80-61	Minneapolis, Minn.	2/6/35	W	41-38	Tucson, Ariz.	12/20/84	L	58-59	Albuquerque, N.M.
12/15/01	L	60-74	East Lansing, Mich.	2/26/35	L	15-38	Albuquerque, N.M.	12/14/85	W	70-55	Tucson, Ariz.
11/23/05	L (OT)	71-74	Lahaina, Hawaii	2/27/35	L	28-43	Albuquerque, N.M.	1/2/88	L	59-61	Albuquerque, N.M.
				1/31/36	W	28-25	Albuquerque, N.M.	11/30/88	W	80-67	Tucson, Ariz.
Midwestern (2-0)				2/1/36	L	23-25	Albuquerque, N.M.	12/14/91	W	66-54	Albuquerque, N.M.
12/1/75	W	119-80	Tucson, Ariz.	2/27/36	W	41-25	Tucson, Ariz.	12/8/92	W	89-70	Tucson, Ariz.
12/4/79	W (2OT)	93-85	Tucson, Ariz.	2/28/36	L	27-40	Tucson, Ariz.	11/30/96	L	77-84	Albuquerque, N.M.
				2/1/37	W	38-32	Tucson, Ariz.	1/18/98	W	89-70	Tucson, Ariz.
Minnesota (0-4)				2/2/37	L (OT)	30-32	Tucson, Ariz.	1/16/99	L	78-79	Albuquerque, N.M.
12/31/51	L	61-73	Milwaukee, Wis.	2/25/37	W	37-26	Albuquerque, N.M.	12/21/99	L	68-70	Tucson, Ariz.
12/29/81	L	62-91	Minneapolis, Minn.	2/26/37	L	32-37	Albuquerque, N.M.				
12/17/84	L	79-88	Tucson, Ariz.	2/14/38	W	45-39	Albuquerque, N.M.	New Mexico State (60-38)			
11/24/94	L	70-72	Anchorage, Alaska	2/15/38	W	43-35	Albuquerque, N.M.	2/21/17	W	34-25	Las Cruces, N.M.
				2/25/38	W	60-49	Tucson, Ariz.	2/14/19	W	42-25	Tucson, Ariz.
Mississippi (1-1)				2/26/38	W	53-47	Tucson, Ariz.	2/15/19	W	44-23	Tucson, Ariz.
1/2/53	L	70-75	Memphis, Tenn.	2/17/39	W	56-40	Tucson, Ariz.	2/27/19	L	14-38	Las Cruces, N.M.
3/23/01	W	66-56	San Antonio, Texas	2/18/39	W	63-40	Tucson, Ariz.	2/28/19	L	17-34	Las Cruces, N.M.
				3/3/39	W	39-37	Albuquerque, N.M.	2/6/20	W	28-17	Las Cruces, N.M.
Mississippi State (2-2)				3/4/39	W	45-41	Albuquerque, N.M.	2/7/20	L	19-43	Las Cruces, N.M.
12/29/70	W	77-75	Greenville, S.C.	2/23/40	W	62-52	Tucson, Ariz.	3/6/20	W	37-25	Tucson, Ariz.
12/30/00	L	74-75	Tucson, Ariz.	2/24/40	W	59-42	Tucson, Ariz.	3/7/20	W	26-14	Tucson, Ariz.
12/5/04	W	68-64	Anaheim, Calif.	1/31/41	W	47-31	Albuquerque, N.M.	1922	W	36-6	El Paso, Texas
11/18/11	L	57-67	New York, N.Y.	2/1/41	L	23-33	Albuquerque, N.M.	1922	W	35-14	Tucson, Ariz.
				2/15/41	W	62-35	Tucson, Ariz.	2/2/23	W	46-14	Tucson, Ariz.
Mississippi Valley State (1-0)				1/31/42	L	41-50	Albuquerque, N.M.	2/3/23	W	39-22	Tucson, Ariz.
11/24/08	W	86-52	Athens, Ga.	2/11/42	L	43-53	Tucson, Ariz.	2/25/24	W	35-26	Las Cruces, N.M.
				2/17/43	W	55-40	Albuquerque, N.M.	2/26/24	W	39-14	Las Cruces, N.M.
Missouri (1-1)				2/19/43	W	41-37	Albuquerque, N.M.	2/11/26	W	39-19	Las Cruces, N.M.
12/29/84	L	73-76	Pearl Harbor, Hawaii	12/20/45	L	37-42	Albuquerque, N.M.	2/12/26	L	18-22	Las Cruces, N.M.
3/26/94	W	92-72	Los Angeles, Calif.	12/21/45	W	47-38	Albuquerque, N.M.	2/11/27	W	28-23	Tucson, Ariz.
				2/1/46	W	78-53	Tucson, Ariz.	2/12/27	W	37-15	Tucson, Ariz.
Montana (1-0)				2/2/46	W	75-42	Tucson, Ariz.	2/24/28	W	58-29	Las Cruces, N.M.
12/5/95	W	84-66	Tucson, Ariz.	1/11/47	W	58-40	Albuquerque, N.M.	2/25/28	W	41-31	Las Cruces, N.M.
				2/7/47	W	67-37	Tucson, Ariz.	1/25/29	W	63-13	Tucson, Ariz.
Montana State (1-1)				2/5/48	W	58-46	Tucson, Ariz.	1/26/29	W	56-18	Tucson, Ariz.
12/30/39	L	32-39	Oklahoma City, Okla.	2/12/48	W	62-59	Albuquerque, N.M.	2/24/30	L	42-46	Las Cruces, N.M.
12/28/81	W	64-59	Minneapolis, Minn.	1/12/49	W	57-53	Tucson, Ariz.	2/25/30	W	23-15	Las Cruces, N.M.
				3/2/49	W	66-57	Albuquerque, N.M.	2/6/31	W	39-33	Tucson, Ariz.
Morehead State (1-0)				12/30/49	W	65-52	El Paso, Texas	2/7/31	L	37-40	Tucson, Ariz.
12/27/46	W	64-63	Louisville, Ky.	2/9/50	W	57-53	Albuquerque, N.M.	2/22/32	W	50-46	Las Cruces, N.M.
				2/22/50	W	71-62	Tucson, Ariz.	2/23/32	W	38-29	Las Cruces, N.M.
Morgan State (1-0)				2/12/51	W	77-54	Albuquerque, N.M.	1/27/33	W	49-26	Tucson, Ariz.
11/20/97	W	115-53	Tucson, Ariz.	2/24/51	W	63-58	Tucson, Ariz.	1/28/33	L (OT)	36-38	Tucson, Ariz.
				1/1/55	L	65-71	Albuquerque, N.M.	2/26/34	L	43-45	Las Cruces, N.M.
Murray State (1-1)				12/13/56	W	74-55	Tucson, Ariz.	2/27/34	W	84-46	Las Cruces, N.M.
1/2/56	L	73-93	Murray, Ky.	3/2/59	W	80-77	Albuquerque, N.M.	1/28/36	L	29-37	Las Cruces, N.M.
12/17/56	W	81-70	Tucson, Ariz.	2/10/60	W	64-62	Tucson, Ariz.	1/29/36	W	46-45	Las Cruces, N.M.
				12/16/60	L	73-79	Albuquerque, N.M.	2/12/37	L	45-47	Tucson, Ariz.
Nebraska (2-2)				12/23/61	W	85-63	Tucson, Ariz.	2/13/37	W	51-45	Tucson, Ariz.
12/21/60	L	55-79	Lincoln, Neb.	1/18/63	L	48-59	Albuquerque, N.M.	2/11/38	L	44-46	Las Cruces, N.M.
12/23/68	W	68-63	Tucson, Ariz.	2/22/63	W	49-46	Tucson, Ariz.	2/12/38	L	39-61	Las Cruces, N.M.
12/20/69	L	69-79	Lincoln, Neb.	1/16/64	L	50-59	Albuquerque, N.M.	2/13/39	L	49-61	Las Cruces, N.M.
12/18/99	W	80-59	Las Vegas, Nev.	2/22/64	W	54-46	Tucson, Ariz.	2/14/39	L	42-45	Las Cruces, N.M.
				1/9/65	L	42-64	Albuquerque, N.M.	1/4/40	L	41-70	Las Cruces, N.M.
New Mexico (83-42)				2/20/65	L	66-70	Tucson, Ariz.	1/5/40	W	52-49	Las Cruces, N.M.
2/1/17	L	19-28	Albuquerque, N.M.	2/4/66	W (OT)	83-77	Tucson, Ariz.	2/9/40	L	42-56	Tucson, Ariz.
2/4/20	W	40-21	Tucson, Ariz.	3/3/66	L	69-83	Albuquerque, N.M.	2/10/40	W	56-45	Tucson, Ariz.
2/5/20	W	51-19	Tucson, Ariz.	2/4/67	L	50-81	Albuquerque, N.M.	1/17/41	L	58-61	Tucson, Ariz.
1922	W	58-22	Tucson, Ariz.	2/17/67	W	70-64	Tucson, Ariz.	1/18/41	W	46-37	Tucson, Ariz.

SERIES VS. ALL OPPONENTS



1/30/41	W	45-33	Las Cruces, N.M.	1/27/07	L	64-92	Tucson, Ariz.	1/28/57	W (OT)	103-93	Flagstaff, Ariz.
2/3/42	W	56-48	Las Cruces, N.M.					12/2/57	W	64-59	Tucson, Ariz.
2/13/42	W	53-25	Tucson, Ariz.	North Carolina-Asheville (1-0)				1/27/58	L	70-85	Flagstaff, Ariz.
1/5/46	W	64-27	Tucson, Ariz.	1/12/97	W	97-69	Tucson, Ariz.	12/6/58	L	66-72	Tucson, Ariz.
2/22/46	W	82-33	Las Cruces, N.M.	North Carolina-Wilmington (1-0)				1/26/59	L	69-97	Flagstaff, Ariz.
1/10/47	W	86-37	Las Cruces, N.M.	12/28/99	W	66-51	Tucson, Ariz.	12/5/59	W	76-62	Tucson, Ariz.
2/8/47	W	80-66	Tucson, Ariz.	North Carolina State (2-0)				1/27/60	L	69-77	Flagstaff, Ariz.
2/4/48	W	65-53	Tucson, Ariz.	12/23/09	W	76-74	Tucson, Ariz.	12/6/60	W	78-59	Tucson, Ariz.
2/13/48	L	56-58	Las Cruces, N.M.	12/19/10	W	72-62	Raleigh, N.C.	1/25/61	W	67-49	Flagstaff, Ariz.
1/15/49	W	71-36	Tucson, Ariz.	North Texas (0-2)				12/5/61	W	70-52	Tucson, Ariz.
3/1/49	W	57-50	Las Cruces, N.M.	12/23/67	L	62-65	Tucson, Ariz.	2/17/62	W	68-59	Flagstaff, Ariz.
1/14/50	W	71-54	Tucson, Ariz.	12/18/69	L	83-98	Denton, Texas	12/8/62	W	62-60	Tucson, Ariz.
2/10/50	W	67-58	Las Cruces, N.M.	Northern Arizona (96-27)				1/30/63	W	71-63	Flagstaff, Ariz.
2/13/51	L	66-67	Las Cruces, N.M.	2/10/19	L	32-37	Tucson, Ariz.	12/14/63	W	96-57	Tucson, Ariz.
2/19/51	W	75-46	Tucson, Ariz.	2/11/19	W	57-28	Tucson, Ariz.	1/30/64	W	83-71	Flagstaff, Ariz.
2/11/52	L	50-59	Las Cruces, N.M.	2/10/28	W	28-25	Tucson, Ariz.	1/11/65	W	81-50	Tucson, Ariz.
2/25/52	L	55-65	Tucson, Ariz.	2/11/28	L	30-40	Tucson, Ariz.	1/27/65	W	89-63	Flagstaff, Ariz.
1/10/53	W	51-46	Las Cruces, N.M.	2/15/29	L	26-30	Flagstaff, Ariz.	12/1/65	W	74-69	Flagstaff, Ariz.
1/17/53	W	52-50	Tucson, Ariz.	2/16/29	L	18-20	Flagstaff, Ariz.	12/11/65	W	68-58	Tucson, Ariz.
1/12/54	W	67-65	Las Cruces, N.M.	1/18/30	W	29-16	Flagstaff, Ariz.	12/15/66	L	67-82	Tucson, Ariz.
2/6/54	W	71-63	Tucson, Ariz.	1/18/30	W	26-18	Flagstaff, Ariz.	1/30/67	L	75-82	Flagstaff, Ariz.
2/12/55	W	60-49	Tucson, Ariz.	2/14/30	W	37-17	Tucson, Ariz.	12/7/67	W	82-74	Tucson, Ariz.
2/24/55	L	62-83	Las Cruces, N.M.	2/15/30	W	46-24	Tucson, Ariz.	1/30/68	W	75-68	Tucson, Ariz.
1/6/56	L	35-68	Las Cruces, N.M.	2/13/31	W	29-25	Flagstaff, Ariz.	12/3/68	W	86-69	Tucson, Ariz.
2/11/56	W	75-71	Tucson, Ariz.	2/14/31	L	24-27	Flagstaff, Ariz.	12/14/68	L	73-76	Flagstaff, Ariz.
1/11/57	L	73-77	Las Cruces, N.M.	2/12/32	W	49-28	Tucson, Ariz.	1/24/70	W	94-76	Tucson, Ariz.
2/2/57	W	69-47	Tucson, Ariz.	2/13/32	W	37-31	Tucson, Ariz.	12/22/70	W	85-70	Flagstaff, Ariz.
1/6/57	L	51-71	Las Cruces, N.M.	2/11/33	L	35-38	Flagstaff, Ariz.	1/22/72	W	70-65	Tucson, Ariz.
2/1/58	W	68-66	Tucson, Ariz.	2/12/33	L	28-31	Flagstaff, Ariz.	1/20/73	W	82-72	Flagstaff, Ariz.
2/2/59	L	58-66	Tucson, Ariz.	2/16/34	W	34-28	Tucson, Ariz.	1/15/74	W	80-62	Tucson, Ariz.
2/21/59	L	61-80	Las Cruces, N.M.	2/17/34	W	39-27	Tucson, Ariz.	1/6/75	W	78-77	Tucson, Ariz.
1/9/60	L	53-70	Tucson, Ariz.	2/15/35	L	42-52	Flagstaff, Ariz.	12/6/75	W	98-81	Tucson, Ariz.
2/29/60	L	46-76	Las Cruces, N.M.	2/16/35	L	47-48	Flagstaff, Ariz.	12/5/77	W	76-65	Tucson, Ariz.
1/9/61	L	64-89	Tucson, Ariz.	2/24/36	W	44-41	Tucson, Ariz.	12/30/78	W	67-63	Tucson, Ariz.
2/20/61	L	68-73	Las Cruces, N.M.	2/25/36	W	48-38	Tucson, Ariz.	12/20/82	W	66-53	Tucson, Ariz.
1/11/62	L	55-68	Las Cruces, N.M.	2/5/37	L	17-42	Flagstaff, Ariz.	11/25/83	W	72-65	Tucson, Ariz.
2/3/62	W	68-67	Tucson, Ariz.	2/6/37	W	35-33	Flagstaff, Ariz.	12/8/84	W	82-61	Flagstaff, Ariz.
1/5/63	W (OT)	63-59	Las Cruces, N.M.	1/17/38	W	47-42	Tucson, Ariz.	12/7/85	W	66-57	Tucson, Ariz.
2/2/63	W	63-40	Tucson, Ariz.	1/18/38	W	45-33	Tucson, Ariz.	12/8/86	W	76-69	Flagstaff, Ariz.
1/11/64	W	72-40	Tucson, Ariz.	1/30/39	L	35-40	Tucson, Ariz.	12/8/87	W	77-59	Tucson, Ariz.
2/11/67	L	61-66	Tucson, Ariz.	1/31/39	L	35-48	Tucson, Ariz.	12/6/89	W	84-37	Tucson, Ariz.
2/9/68	L	75-93	Las Cruces, N.M.	2/2/40	L	36-40	Flagstaff, Ariz.	12/5/90	W	100-64	Flagstaff, Ariz.
12/11/68	L	72-78	Tucson, Ariz.	2/3/40	W	40-32	Flagstaff, Ariz.	12/18/91	W	122-81	Tucson, Ariz.
1/2/70	L	76-95	Las Cruces, N.M.	2/12/40	W	39-38	Tucson, Ariz.	11/26/96	W	88-70	Tucson, Ariz.
12/9/70	L	74-76	Las Cruces, N.M.	2/13/40	W	55-35	Tucson, Ariz.	11/27/02	W	101-66	Tucson, Ariz.
12/13/71	L	73-89	Las Cruces, N.M.	12/16/40	W	38-29	Tucson, Ariz.	11/24/03	W	107-73	Tucson, Ariz.
12/19/99	W	84-60	Tucson, Ariz.	3/3/41	W	55-46	Flagstaff, Ariz.	12/8/05	W	75-66	Tucson, Ariz.
11/19/06	W	102-87	Tucson, Ariz.	3/4/41	L	47-48	Flagstaff, Ariz.	11/15/06	W	101-79	Tucson, Ariz.
11/18/10	W	83-57	Tucson, Ariz.	1/26/42	L	36-44	Tempe, Ariz.	11/13/07	W	76-69	Tucson, Ariz.
11/29/11	W	83-76	Las Cruces, N.M.	3/2/42	W	44-31	Tucson, Ariz.	11/30/08	W	74-57	Tucson, Ariz.
12/11/13	W	74-48	Tucson, Ariz.	1/25/43	W	55-23	Flagstaff, Ariz.	11/15/09	W	87-70	Tucson, Ariz.
				1/26/43	W	67-49	Flagstaff, Ariz.	12/16/10	W	63-58	Tucson, Ariz.
				2/1/43	W	71-42	Tucson, Ariz.	12/3/11	W	53-39	Tucson, Ariz.
				2/2/43	W	84-27	Tucson, Ariz.	11/28/12	W	93-50	Tucson, Ariz.
				1/13/45	W	44-38	Tucson, Ariz.	12/23/13	W	77-44	Tucson, Ariz.
				2/9/45	L	37-53	Flagstaff, Ariz.				
				2/10/45	L	36-47	Flagstaff, Ariz.	Northern Colorado (2-1)			
				1/28/46	L (OT)	53-54	Flagstaff, Ariz.	1/5/60	L	71-82	Greeley, Colo.
				1/29/46	W	38-35	Flagstaff, Ariz.	12/22/61	W	77-50	Tucson, Ariz.
				2/11/46	W	46-38	Tucson, Ariz.	11/21/10	W	93-70	Tucson, Ariz.
				2/12/46	W	51-36	Tucson, Ariz.				
				1/17/47	W	50-27	Tucson, Ariz.	Northern Illinois (2-0)			
				1/27/47	W	52-37	Flagstaff, Ariz.	12/16/72	W (OT)	91-90	Tucson, Ariz.
				1/26/48	L	36-38	Flagstaff, Ariz.	11/29/74	W	103-85	Tucson, Ariz.
				1/31/48	W	72-39	Flagstaff, Ariz.				
				1/22/49	W	60-39	Flagstaff, Ariz.	Northwestern (2-0)			
				2/25/49	W	55-38	Tucson, Ariz.	12/10/76	W	78-64	Tucson, Ariz.
				1/7/50	W	69-44	Flagstaff, Ariz.	11/27/78	W (OT)	83-80	Evanston, Ill.
				2/18/50	W	64-58	Tucson, Ariz.				
				1/6/51	W	83-44	Tucson, Ariz.	Notre Dame (4-1)			
				1/20/51	W	69-39	Flagstaff, Ariz.	1/4/34	L	24-46	South Bend, Ind.
				1/12/52	W	70-57	Tucson, Ariz.	11/21/90	W	91-61	New York, N.Y.
				1/28/52	W	57-55	Flagstaff, Ariz.	12/21/93	W	98-79	Lahaina, Hawaii
				1/26/53	W	90-70	Flagstaff, Ariz.	11/24/99	W	76-60	New York, N.Y.
				2/10/53	W	69-54	Tucson, Ariz.	3/27/03	W	88-71	Anaheim, Calif.
				12/4/53	W	70-60	Tucson, Ariz.				
				12/2/54	W	68-58	Tucson, Ariz.	Oakland (1-0)			
				1/24/55	L	72-79	Flagstaff, Ariz.	12/20/11	W	85-73	Tucson, Ariz.
				12/3/55	W	96-67	Tucson, Ariz.				
				1/30/56	W	77-74	Flagstaff, Ariz.	Occidental (5-1)			
				12/1/56	W	79-57	Tucson, Ariz.	1/9/31	W	25-23	Tucson, Ariz.
								1/10/31	L	38-39	Tucson, Ariz.
								1/5/32	W	63-27	Los Angeles, Calif.
								1/6/32	W	53-25	Los Angeles, Calif.
								1/11/35	W	43-32	Tucson, Ariz.

1/12/35	W	36-29	Tucson, Ariz.
Old Dominion (1-0)			
12/22/75	W	88-74	Tucson, Ariz.
Ohio (0-1)			
12/28/55	L	76-91	Louisville, Ky.
Ohio State (0-2)			
12/29/71	L	47-90	Los Angeles, Calif.
3/28/13	L	70-73	Los Angeles, Calif.
Oklahoma (2-5)			
4/2/88	L	78-86	Kansas City, Mo.
2/12/89	L	80-82	Norman, Okla.
1/20/90	W	78-74	Tucson, Ariz.
3/12/99	L	60-61	Milwaukee, Wis.
3/21/02	L	67-88	San Jose, Calif.
12/6/09	L	62-79	Norman, Okla.
12/5/10	W	83-60	Tucson, Ariz.
Oklahoma City (1-1)			
12/26/33	W	30-25	Oklahoma City, Okla.
1/3/57	L	55-80	Oklahoma City, Okla.
Oklahoma State (3-0)			
12/5/93	W	97-84	Phoenix, Ariz.
11/26/94	W	73-63	Anchorage, Alaska
3/24/05	W	79-78	Rosemont, Ill.
Oral Roberts (1-0)			
12/18/12	W	89-64	Tucson, Ariz.
Oregon (46-26)			
1/12/79	L	60-63	Eugene, Ore.
2/10/79	W (OT)	69-67	Tucson, Ariz.
1/12/80	L	73-90	Tucson, Ariz.
2/7/80	L	62-76	Eugene, Ore.
1/3/81	W	73-70	Tucson, Ariz.
3/7/81	L	75-79	Eugene, Ore.
1/2/82	L	88-97	Eugene, Ore.
3/6/82	W	96-78	Tucson, Ariz.
1/31/83	L	84-86	Tucson, Ariz.
2/24/83	L (OT)	57-63	Eugene, Ore.
1/26/84	L	55-69	Eugene, Ore.
2/23/84	W (OT)	75-67	Tucson, Ariz.
1/26/85	W	73-54	Eugene, Ore.
2/21/85	L	40-43	Tucson, Ariz.
1/25/86	W	85-68	Tucson, Ariz.
2/20/86	W	65-59	Eugene, Ore.
1/3/87	L (OT)	54-55	Eugene, Ore.
2/5/87	W	68-53	Tucson, Ariz.
3/6/87	L	63-72	Los Angeles, Calif.
1/16/88	W	70-54	Eugene, Ore.
2/11/88	W	89-57	Tucson, Ariz.
1/14/89	W	95-71	Tucson, Ariz.
2/9/89	W	78-57	Eugene, Ore.
11/30/89	L	63-68	Eugene, Ore.
3/1/90	W	84-58	Tucson, Ariz.
3/2/91	L	58-62	Eugene, Ore.
3/9/91	W	107-65	Tucson, Ariz.
1/30/92	W	104-53	Tucson, Ariz.
2/27/92	W	104-56	Eugene, Ore.
1/28/93	W	92-60	Eugene, Ore.
2/27/93	W	99-68	Tucson, Ariz.
1/27/94	W	98-86	Tucson, Ariz.
2/26/94	W	75-71	Eugene, Ore.
1/26/95	W	97-89	Eugene, Ore.
2/25/95	W	97-76	Tucson, Ariz.
1/27/96	W	70-65	Eugene, Ore.
2/22/96	W	81-63	Tucson, Ariz.
1/25/97	W	88-68	Tucson, Ariz.
2/20/97	L	72-78	Eugene, Ore.
1/22/98	W	87-57	Tucson, Ariz.
2/21/98	W	81-66	Eugene, Ore.
1/21/99	W	85-83	Eugene, Ore.
2/20/99	W	92-86	Tucson, Ariz.
2/3/00	W	77-71	Tucson, Ariz.
3/4/00	L	81-86	Eugene, Ore.
2/1/01	L	67-79	Eugene, Ore.
3/3/01	W	104-65	Tucson, Ariz.
12/22/01	L	75-105	Eugene, Ore.
1/4/02	L	80-90	Tucson, Ariz.
1/2/03	W	81-72	Eugene, Ore.
3/8/03	W	88-80	Tucson, Ariz.

1/25/04	W	90-66	Tucson, Ariz.
2/19/04	W	100-87	Eugene, Ore.
1/20/05	W	74-66	Eugene, Ore.
2/17/05	W	92-67	Tucson, Ariz.
1/14/06	L	68-73	Eugene, Ore.
2/9/06	W	70-68	Tucson, Ariz.
1/14/07	L	77-79	Tucson, Ariz.
2/10/07	W	77-74	Eugene, Ore.
3/8/07	L	50-69	Los Angeles, Calif.
1/5/08	L	74-84	Tucson, Ariz.
3/8/08	L	69-78	Eugene, Ore.
1/8/09	W	67-52	Tucson, Ariz.
2/7/09	W	87-77	Eugene, Ore.
1/16/10	W	74-60	Eugene, Ore.
2/11/10	W	70-57	Tucson, Ariz.
12/30/10	W	76-57	Eugene, Ore.
3/5/11	W	90-82	Tucson, Ariz.
1/14/12	L	57-59	Tucson, Ariz.
1/10/13	L	66-70	Eugene, Ore.
2/6/14	W	67-65	Tucson, Ariz.
3/8/14	L	57-64	Eugene, Ore.
Oregon State (58-20)			
1/12/875	W	96-67	Tucson, Ariz.
12/2/76	W	81-73	Corvallis, Ore.
1/13/79	L	80-116	Corvallis, Ore.
2/8/79	L	79-93	Tucson, Ariz.
1/10/80	L	72-77	Tucson, Ariz.
2/9/80	L	63-73	Corvallis, Ore.
1/5/81	L	49-61	Tucson, Ariz.
3/5/81	L	62-80	Corvallis, Ore.
1/4/82	L	55-68	Corvallis, Ore.
3/5/82	L	64-92	Tucson, Ariz.
1/29/83	L	54-72	Tucson, Ariz.
2/26/83	L	56-81	Corvallis, Ore.
2/13/84	L	48-53	Corvallis, Ore.
2/25/84	W	69-58	Tucson, Ariz.
1/24/85	L	55-59	Corvallis, Ore.
2/23/85	W	67-52	Tucson, Ariz.
1/23/86	W (OT)	63-62	Tucson, Ariz.
2/22/86	W	55-53	Corvallis, Ore.
1/2/87	W	54-48	Corvallis, Ore.
2/14/87	W	71-61	Tucson, Ariz.
1/14/88	W	70-48	Corvallis, Ore.
2/14/88	W	77-62	Tucson, Ariz.
3/13/88	W	93-67	Tucson, Ariz.
12/23/88	W	73-69	Corvallis, Ore.
1/12/89	W	85-64	Tucson, Ariz.
3/11/89	W	98-87	Inglewood, Calif.
12/2/89	L	61-84	Corvallis, Ore.
3/3/90	W	87-60	Tucson, Ariz.
2/28/91	W	103-65	Corvallis, Ore.
3/7/91	W	82-67	Tucson, Ariz.
2/2/92	W	86-58	Tucson, Ariz.
2/29/92	W	70-62	Corvallis, Ore.
1/30/93	W	57-54	Corvallis, Ore.
2/25/93	W	81-70	Tucson, Ariz.
1/29/94	W	100-56	Tucson, Ariz.
2/24/94	W	96-69	Corvallis, Ore.
1/28/95	W	111-98	Corvallis, Ore.
2/23/95	W	83-69	Tucson, Ariz.
1/25/96	W	66-59	Corvallis, Ore.
2/24/96	W	84-60	Tucson, Ariz.
1/23/97	W	99-48	Tucson, Ariz.
2/22/97	W	74-64	Corvallis, Ore.
1/25/98	W	93-80	Tucson, Ariz.
2/19/98	W	71-70	Corvallis, Ore.
1/23/99	L	59-60	Corvallis, Ore.
2/18/99	W	89-72	Tucson, Ariz.
2/5/00	W	90-73	Tucson, Ariz.
3/2/00	L	69-70	Corvallis, Ore.
2/3/01	W	68-41	Corvallis, Ore.
3/1/01	W	65-54	Tucson, Ariz.
12/20/01	W	76-73	Corvallis, Ore.
1/6/02	W	93-87	Tucson, Ariz.
1/4/03	W	80-65	Corvallis, Ore.
3/6/03	W	72-60	Tucson, Ariz.
1/22/04	W	109-75	Tucson, Ariz.
2/21/04	L	84-90	Corvallis, Ore.
1/22/05	W	92-83	Corvallis, Ore.
2/20/05	W	91-70	Tucson, Ariz.
3/11/05	W	90-59	Los Angeles, Calif.
1/12/06	L	65-75	Corvallis, Ore.
2/11/06	W	80-58	Tucson, Ariz.
1/11/07	W	83-72	Tucson, Ariz.

2/8/07	W	72-66	Corvallis, Ore.
1/3/08	W	76-63	Tucson, Ariz.
3/6/08	W	81-45	Corvallis, Ore.
3/12/08	W	87-56	Los Angeles, Calif.
1/10/09	W	64-47	Tucson, Ariz.
2/5/09	W	56-53	Corvallis, Ore.
1/14/10	L	64-67	Corvallis, Ore.
2/13/10	L	55-63	Tucson, Ariz.
1/2/11	L	75-76	Corvallis, Ore.
3/3/11	W	70-59	Tucson, Ariz.
3/10/11	W	78-69	Los Angeles, Calif.
1/12/12	W (OT)	81-73	Tucson, Ariz.
3/9/12	W	72-61	Los Angeles, Calif.
1/12/13	W	80-70	Corvallis, Ore.
2/9/14	W	76-54	Tucson, Ariz.
3/5/14	W	74-69	Corvallis, Ore.
Pacific (4-1)			
12/13/57	W	82-74	Tucson, Ariz.
12/29/58	L	61-70	Stockton, Calif.
12/9/65	W	71-61	Tucson, Ariz.
12/11/76	W	78-60	Tucson, Ariz.
12/6/87	W	73-68	Tucson, Ariz.
Penn State (1-0)			
12/28/89	W	74-55	Tucson, Ariz.
Pennsylvania (1-0)			
12/20/96	W	93-51	Tucson, Ariz.
Pepperdine (4-0)			
12/4/64	W	78-49	Tucson, Ariz.
12/23/77	W	110-65	Tucson, Ariz.
12/27/90	W	80-66	Tucson, Ariz.
12/30/01	W	94-71	Tucson, Ariz.
Pittsburgh (3-2)			
2/7/49	W	52-47	Tucson, Ariz.
12/15/61	L	58-83	Pittsburgh, Pa.
12/30/88	W	88-62	Tucson, Ariz.
1/27/90	L	92-100	Pittsburgh, Pa.
1/25/92	W	96-76	Tucson, Ariz.
Pomona (2-0)			
1/8/32	W	39-11	Claremont, Calif.
1/6/33	W	42-24	Claremont, Calif.
Portland State (1-0)			
1/27/76	W	114-94	Tucson, Ariz.
Princeton (1-0)			
12/27/85	W	54-41	Tucson, Ariz.
Providence (3-2)			
12/5/81	W	62-58	Tucson, Ariz.
12/3/83	L	69-72	Providence, R.I.
12/23/90	W	99-87	Tucson, Ariz.
12/22/92	L	66-81	Providence, R.I.
3/23/97	W (OT)	96-92	Birmingham, Ala.
Purdue (5-6)			
1/1/34	L	23-34	West Lafayette, Ind.
12/26/68	L	72-98	Honolulu, Hawaii
12/27/72	W	83-80	Las Vegas, Nev.
3/15/75	W	102-96	Louisville, Ky.
12/22/76	W	85-76	West Lafayette, Ind.
12/10/77	L	78-80	Tucson, Ariz.
12/1/85	L	74-81	Anchorage, Alaska
12/30/89	W	85-66	Tucson, Ariz.
11/25/00	L	69-72	Indianapolis, Ind.
12/8/01	W	79-66	Anaheim, Calif.
3/16/07	L	63-72	New Orleans, La.
Regis (1-1)			
1/4/60	L	69-74	Denver, Colo.
1/4/61	W	79-61	Tucson, Ariz.
Rhode Island (3-0)			
1/2/93	W	87-79	Tucson, Ariz.
1/7/95	W	82-67	Kingston, R.I.
11/19/13	W	87-59	Tucson, Ariz.
Rice (2-0)			
11/19/09	W	66-49	Tucson, Ariz.
12/1/10	W	84-57	Houston, Texas

SERIES VS. ALL OPPONENTS



Richmond (2-0)			San Francisco (1-4)			Stanford (57-29)					
12/28/94	W	95-68	Tucson, Ariz.	1/29/49	L	49-56	San Francisco, Calif.	12/20/37	L	28-44	Tucson, Ariz.
12/30/04	W	84-71	Tucson, Ariz.	1/28/65	W	71-56	Tucson, Ariz.	1/2/42	L	36-56	Phoenix, Ariz.
Robert Morris (3-0)			San Francisco State (1-0)			Stanford (57-29)					
3/16/89	W	94-60	Boise, Idaho	12/3/66	L	46-60	San Francisco, Calif.	1/3/42	L	33-54	Phoenix, Ariz.
12/28/96	W	118-54	Tucson, Ariz.	12/22/71	L	62-70	Tucson, Ariz.	12/21/54	L	56-66	Palo Alto, Calif.
12/22/10	W	82-56	Tucson, Ariz.	12/2/72	L	75-94	San Francisco, Calif.	12/26/58	L	59-74	Palo Alto, Calif.
Rutgers (2-0)			San Jose State (10-4)			Stanford (57-29)					
12/30/91	W	103-80	Tucson, Ariz.	12/29/36	W	36-24	San Jose, Calif.	1/28/66	W	94-54	Tucson, Ariz.
12/30/95	W	79-70	Tucson, Ariz.	1/27/51	W	62-55	San Jose, Calif.	12/19/66	L	67-82	Palo Alto, Calif.
Saint Bonaventure (1-0)			Santa Clara (6-4)			Stanford (57-29)					
12/27/86	W	70-64	Tucson, Ariz.	12/18/53	W	81-77	Tucson, Ariz.	12/28/68	W	75-64	Honolulu, Hawaii
Saint Francis (N.Y.) (0-1)			Seattle (5-2)			Stanford (57-29)					
12/27/47	L	70-79	New York, N.Y.	12/16/55	L	63-68	Tucson, Ariz.	12/4/72	L	68-75	Palo Alto, Calif.
Saint Francis (Pa.) (1-1)			Seton Hall (1-2)			Stanford (57-29)					
12/27/67	L	71-85	Philadelphia, Pa.	12/27/57	L	63-77	San Jose, Calif.	12/30/74	W	80-67	Tucson, Ariz.
3/14/91	W	93-80	Salt Lake City, Utah	1/2/59	L	62-64	Tucson, Ariz.	12/27/76	W	90-82	Tucson, Ariz.
Saint John's (1-0)			SMU (3-0)			Stanford (57-29)					
11/17/11	W	81-72	New York, N.Y.	12/29/73	W	86-82	Milwaukee, Wis.	1/4/79	W	74-64	Tucson, Ariz.
Saint Joseph's (2-0)			Southern (1-0)			Stanford (57-29)					
12/30/47	W	61-57	Philadelphia, Pa.	12/13/75	W	83-81	Tucson, Ariz.	2/3/79	W	63-62	Palo Alto, Calif.
12/1/93	W	93-73	Tucson, Ariz.	12/30/76	W	117-85	Tucson, Ariz.	1/5/80	L	80-99	Palo Alto, Calif.
Saint Louis (2-1)			Southern Illinois (2-1)			Stanford (57-29)					
1/6/34	L	28-40	St. Louis, Mo.	1/15/66	W	82-62	Tucson, Ariz.	1/31/80	W (OT)	95-88	Tucson, Ariz.
12/3/02	W	91-58	Tucson, Ariz.	12/16/67	W	65-50	Carbondale, Ill.	1/30/81	W	91-81	Palo Alto, Calif.
12/6/03	W	68-67	St. Louis, Mo.	3/12/77	L	77-81	Omaha, Neb.	2/28/81	W	73-69	Tucson, Ariz.
Saint Mary's (4-2)			Southern Mississippi (3-0)			Stanford (57-29)					
1/28/49	L	50-58	San Francisco, Calif.	12/22/50	W	90-56	Tucson, Ariz.	2/1/82	W	61-54	Tucson, Ariz.
1/27/50	W	67-57	San Francisco, Calif.	12/30/54	W	79-72	Wichita, Kan.	2/27/82	W	72-67	Palo Alto, Calif.
12/20/51	L	64-71	Tucson, Ariz.	12/4/12	W	63-55	Tucson, Ariz.	2/7/83	L	69-86	Palo Alto, Calif.
12/2/00	W	101-41	Tucson, Ariz.	Southwestern (Kan.) (0-1)			Stanford (57-29)				
12/17/03	W	84-78	Tucson, Ariz.	12/27/33	L	26-34	Winfield, Kan.	3/3/83	W	74-73	Tucson, Ariz.
12/10/05	W	73-61	Tucson, Ariz.	Southwest (1-0)			Stanford (57-29)				
Samford (1-0)			Southwest (1-0)			Stanford (57-29)					
11/22/06	W	86-57	Tucson, Ariz.	12/15/84	W	107-75	Tucson, Ariz.	2/4/84	L	66-74	Tucson, Ariz.
Sam Houston State (1-0)			Southwest (1-0)			Stanford (57-29)					
12/19/05	W	87-51	Tucson, Ariz.	Southwest (1-0)			Stanford (57-29)				
San Diego (2-0)			Southwest (1-0)			Stanford (57-29)					
12/12/72	W	79-70	Tucson, Ariz.	Southwest (1-0)			Stanford (57-29)				
11/16/04	W	80-69	Tucson, Ariz.	Southwest (1-0)			Stanford (57-29)				
San Diego State (23-7)			Southwest (1-0)			Stanford (57-29)					
12/27/45	L	36-39	San Diego, Calif.	Southwest (1-0)			Stanford (57-29)				
12/28/45	W	38-33	San Diego, Calif.	Southwest (1-0)			Stanford (57-29)				
12/21/46	W	73-36	Tucson, Ariz.	Southwest (1-0)			Stanford (57-29)				
12/23/47	W	60-44	Tucson, Ariz.	Southwest (1-0)			Stanford (57-29)				
12/14/48	W	60-41	Tucson, Ariz.	Southwest (1-0)			Stanford (57-29)				
12/16/50	W	68-38	Tucson, Ariz.	Southwest (1-0)			Stanford (57-29)				
12/16/52	W	68-64	Tucson, Ariz.	Southwest (1-0)			Stanford (57-29)				
12/2/55	W	80-74	Tucson, Ariz.	Southwest (1-0)			Stanford (57-29)				
11/1/58	L	76-83	San Diego, Calif.	Southwest (1-0)			Stanford (57-29)				
12/15/59	W	65-50	Tucson, Ariz.	Southwest (1-0)			Stanford (57-29)				
12/9/71	L	67-69	Tucson, Ariz.	Southwest (1-0)			Stanford (57-29)				
11/15/73	L	68-81	San Diego, Calif.	Southwest (1-0)			Stanford (57-29)				
12/11/73	W	101-79	Tucson, Ariz.	Southwest (1-0)			Stanford (57-29)				
12/7/74	W	81-79	San Diego, Calif.	Southwest (1-0)			Stanford (57-29)				
1/6/77	W	80-77	Tucson, Ariz.	Southwest (1-0)			Stanford (57-29)				
12/2/77	W	80-79	San Diego, Calif.	Southwest (1-0)			Stanford (57-29)				
12/23/82	W	46-44	Tucson, Ariz.	Southwest (1-0)			Stanford (57-29)				
12/27/83	L	80-90	San Diego, Calif.	Southwest (1-0)			Stanford (57-29)				
12/12/85	W	72-66	Tucson, Ariz.	Southwest (1-0)			Stanford (57-29)				
12/4/86	W	110-78	San Diego, Calif.	Southwest (1-0)			Stanford (57-29)				
12/7/02	W	89-81	San Diego, Calif.	Southwest (1-0)			Stanford (57-29)				
12/22/03	W	83-71	Tucson, Ariz.	Southwest (1-0)			Stanford (57-29)				
12/9/06	W	68-49	San Diego, Calif.	Southwest (1-0)			Stanford (57-29)				
12/22/07	W	74-58	Tucson, Ariz.	Southwest (1-0)			Stanford (57-29)				
12/10/08	W	69-56	Tucson, Ariz.	Southwest (1-0)			Stanford (57-29)				
12/12/09	L	46-63	San Diego, Calif.	Southwest (1-0)			Stanford (57-29)				
11/23/11	L	57-61	Tucson, Ariz.	Southwest (1-0)			Stanford (57-29)				
12/25/12	W	68-67	Honolulu, Hawaii	Southwest (1-0)			Stanford (57-29)				
11/14/13	W	69-60	San Diego, Calif.	Southwest (1-0)			Stanford (57-29)				
3/27/14	W	70-64	Anaheim, Calif.	Southwest (1-0)			Stanford (57-29)				

1/29/14	W	60-57	Palo Alto, Calif.
3/2/14	W	79-66	Tucson, Ariz.
Syracuse (1-2)			
11/30/87	W	80-69	Anchorage, Alaska
12/22/94	L	84-94	Syracuse, N.Y.
12/23/95	L	70-79	Tucson, Ariz.

TCU (0-2)			
12/29/39	L	32-37	Oklahoma City, Okla.
12/30/52	L	48-63	Memphis, Tenn.

Temple (2-0)			
12/3/88	W	68-50	Charlotte, N.C.
2/23/92	W	66-60	St. Petersburg, Fla.

Tennessee (1-3)			
12/28/56	L	66-70	Knoxville, Tenn.
12/8/82	L	73-92	Knoxville, Tenn.
12/23/83	L	49-61	Tucson, Ariz.
11/13/98	W	73-72	Albuquerque, N.M.

Texas (8-2)			
12/17/49	L	50-58	San Antonio, Texas
12/30/71	L	69-86	Los Angeles, Calif.
12/9/96	W	83-78	Tucson, Ariz.
12/6/97	W	88-81	Austin, Texas
11/25/98	W	73-57	Tucson, Ariz.
12/4/99	W	88-81	Austin, Texas
1/27/01	W	80-52	Tucson, Ariz.
11/17/01	W	88-74	Austin, Texas
12/15/02	W	73-70	Tucson, Ariz.
3/20/11	W	70-69	Tulsa, Okla.

Texas-Pan American (1-1)			
12/10/83	L	60-65	Tucson, Ariz.
12/10/84	W	85-60	Edinburg, Texas

Texas A&M (6-1)			
12/16/49	W	56-50	San Antonio, Texas
12/27/49	W	59-46	Tucson, Ariz.
12/29/52	W	66-49	Memphis, Tenn.
12/28/70	W	90-76	Greenville, S.C.
12/28/95	W	88-44	Tucson, Ariz.
12/2/07	W	78-67	Tucson, Ariz.
12/5/08	L	66-67	College Station, Texas

Texas Tech (24-28)			
1/15/34	L	29-33	Tucson, Ariz.
1/16/34	L	27-38	Tucson, Ariz.
3/1/35	L	25-63	Lubbock, Texas
3/2/35	L	38-53	Lubbock, Texas
2/19/36	L	39-41	Tucson, Ariz.
2/20/36	W	57-43	Tucson, Ariz.
2/22/37	L	26-39	Lubbock, Texas
2/23/37	L	34-42	Lubbock, Texas
2/23/38	W	45-33	Tucson, Ariz.
2/3/38	L	26-30	Tucson, Ariz.
2/10/39	L	24-53	Lubbock, Texas
2/11/39	L	37-52	Lubbock, Texas
1/8/42	L	47-53	Tucson, Ariz.
2/19/42	L	42-49	Lubbock, Texas
2/18/43	L	35-47	Albuquerque, N.M.
2/20/43	W	54-41	Albuquerque, N.M.
3/1/46	W	61-31	Albuquerque, N.M.
12/13/46	W	69-47	Tucson, Ariz.
2/21/47	L	49-61	Lubbock, Texas
1/9/48	L	38-65	Lubbock, Texas
1/14/48	W	61-37	Tucson, Ariz.
2/2/49	W	49-25	Tucson, Ariz.
2/11/49	L	58-60	Lubbock, Texas
2/15/50	W	60-54	Tucson, Ariz.
2/28/50	W	72-65	Lubbock, Texas
1/12/51	W	57-56	Lubbock, Texas
2/26/51	W	78-68	Tucson, Ariz.
1/17/52	W	77-68	Tucson, Ariz.
2/15/52	L	57-84	Lubbock, Texas
2/17/53	L	80-100	Lubbock, Texas
2/23/53	W	79-63	Tucson, Ariz.
1/8/54	L	62-78	Tucson, Ariz.
2/22/54	L	68-97	Lubbock, Texas
2/5/55	L	70-82	Lubbock, Texas
2/18/55	L	63-68	Tucson, Ariz.
1/11/56	L	78-85	Tucson, Ariz.
2/4/56	L	67-105	Lubbock, Texas

1/7/57	W	79-63	Tucson, Ariz.
2/25/57	L	84-100	Lubbock, Texas
12/7/64	W	77-75	Tucson, Ariz.
12/6/65	L	72-77	Lubbock, Texas
12/9/66	W	64-49	Tucson, Ariz.
12/7/68	W (OT)	85-80	Lubbock, Texas
12/15/69	L	80-85	Tucson, Ariz.
12/12/70	L	67-79	Lubbock, Texas
12/22/73	W	88-64	Tucson, Ariz.
1/4/75	W (OT)	62-61	Lubbock, Texas
12/27/83	W (OT)	51-49	Tucson, Ariz.
12/29/86	W	53-40	Tucson, Ariz.
12/30/94	W	88-82	Tucson, Ariz.
12/11/12	W	85-57	Lubbock, Texas
12/3/13	W	79-58	Tucson, Ariz.

Towson (1-0)			
12/9/95	W	90-84	Tucson, Ariz.

Tulane (2-0)			
12/14/38	W	34-28	Tucson, Ariz.
2/9/97	W	81-62	Phoenix, Ariz.

Tulsa (1-2)			
12/28/54	L	49-71	Wichita, Kan.
11/30/84	W	84-80	Tucson, Ariz.
12/10/85	L	51-54	Tulsa, Okla.

UAB (1-1)			
3/19/05	W	85-63	Boise, Idaho
11/18/08	L	71-72	Tucson, Ariz.

UC-Davis (1-0)			
12/4/74	W	84-58	Tucson, Ariz.

UC-Irvine (1-0)			
12/14/98	W	93-70	Tucson, Ariz.

UCLA (38-53)			
2/19/23	L	30-43	Los Angeles, Calif.
2/20/23	W	33-22	Los Angeles, Calif.
2/26/23	L	23-30	Tucson, Ariz.
2/27/23	L	22-32	Tucson, Ariz.
1/26/51	L	63-69	San Francisco, Calif.
12/11/53	L	45-90	Los Angeles, Calif.
12/12/53	L	48-84	Los Angeles, Calif.
1/12/61	L	68-90	Los Angeles, Calif.
12/28/64	L	79-99	Los Angeles, Calif.
1/31/66	L	67-84	Los Angeles, Calif.
12/11/69	L	65-90	Los Angeles, Calif.
3/20/76	L	66-82	Los Angeles, Calif.
12/29/77	L	63-85	Los Angeles, Calif.
1/18/79	W	70-69	Tucson, Ariz.
2/17/79	L	86-110	Los Angeles, Calif.
1/21/80	L	59-69	Los Angeles, Calif.
2/16/80	L	78-90	Tucson, Ariz.
1/17/81	L	76-79	Tucson, Ariz.
2/12/81	L	79-90	Los Angeles, Calif.
1/16/82	L	56-65	Los Angeles, Calif.
2/12/82	L	73-88	Tucson, Ariz.
1/8/83	L	87-92	Tucson, Ariz.
3/10/83	L	58-111	Los Angeles, Calif.
1/7/84	L	58-61	Tucson, Ariz.
3/8/84	L	60-68	Los Angeles, Calif.
1/19/85	W	53-52	Tucson, Ariz.
3/2/85	L	54-58	Los Angeles, Calif.
2/13/86	W	85-60	Tucson, Ariz.
3/3/86	W	88-76	Los Angeles, Calif.
1/11/87	L	83-84	Tucson, Ariz.
2/12/87	L	65-81	Los Angeles, Calif.
1/24/88	W	86-74	Tucson, Ariz.
2/20/88	W (OT)	78-76	Los Angeles, Calif.
2/18/89	W	102-64	Tucson, Ariz.
3/4/89	W	89-86	Los Angeles, Calif.
1/13/90	L	67-73	Los Angeles, Calif.
2/10/90	W	83-74	Tucson, Ariz.
3/11/90	W	94-78	Tempe, Ariz.
1/2/91	W	82-77	Tucson, Ariz.
2/10/91	W (OT)	105-94	Los Angeles, Calif.
1/11/92	L	87-89	Tucson, Ariz.
3/12/92	L	81-89	Los Angeles, Calif.
1/7/93	W	82-80	Los Angeles, Calif.
3/13/93	W	99-80	Tucson, Ariz.
1/20/94	L	66-74	Los Angeles, Calif.
2/19/94	W	98-74	Tucson, Ariz.

1/19/95	L	61-71	Tucson, Ariz.
2/18/95	L	70-72	Los Angeles, Calif.
1/20/96	W	88-79	Tucson, Ariz.
2/15/96	L	75-76	Los Angeles, Calif.
1/18/97	L (OT)	78-84	Los Angeles, Calif.
2/13/97	L	64-66	Tucson, Ariz.
1/3/98	W	87-75	Tucson, Ariz.
3/7/98	W	91-87	Los Angeles, Calif.
1/2/99	L	75-82	Los Angeles, Calif.
3/6/99	W	87-70	Tucson, Ariz.
1/20/00	W	76-61	Los Angeles, Calif.
2/19/00	W	99-84	Tucson, Ariz.
1/20/01	W	88-63	Tucson, Ariz.
2/15/01	L (OT)	77-79	Los Angeles, Calif.
1/19/02	W	96-86	Tucson, Ariz.
2/14/02	L	76-77	Los Angeles, Calif.
1/18/03	W	87-52	Los Angeles, Calif.
2/13/03	W	106-70	Tucson, Ariz.
3/13/03	L (OT)	89-96	Los Angeles, Calif.
1/17/04	W	97-72	Los Angeles, Calif.
2/14/04	W	107-83	Tucson, Ariz.
1/13/05	W	76-73	Tucson, Ariz.
2/12/05	W	83-73	Los Angeles, Calif.
1/5/06	L	79-85	Tucson, Ariz.
2/4/06	L	73-84	Los Angeles, Calif.
3/10/06	L	59-71	Los Angeles, Calif.
1/20/07	L	69-73	Los Angeles, Calif.
2/17/07	L	66-81	Tucson, Ariz.
2/2/08	L	60-82	Los Angeles, Calif.
3/2/08	L	66-68	Tucson, Ariz.
1/15/09	L	60-83	Los Angeles, Calif.
2/14/09	W	84-72	Tucson, Ariz.
1/2/10	W	77-63	Los Angeles, Calif.
3/4/10	W	78-73	Tucson, Ariz.
3/11/10	L	69-75	Los Angeles, Calif.
1/27/11	W	85-74	Tucson, Ariz.
2/26/11	L	49-71	Los Angeles, Calif.
1/5/12	L	58-65	Anaheim, Calif.
2/25/12	W	65-63	Tucson, Ariz.
3/8/12	W	66-58	Los Angeles, Calif.
1/24/13	L	73-84	Tucson, Ariz.
3/2/13	L	69-74	Los Angeles, Calif.
3/15/13	L	64-66	Las Vegas, Nev.
1/9/14	W	79-75	Los Angeles, Calif.
3/15/14	L	71-75	Las Vegas, Nev.

UC-Riverside (2-0)			
12/6/71	W	73-72	Tucson, Ariz.
12/12/80	W	87-58	Tucson, Ariz.

UC-Santa Barbara (6-3)			
2/1/56	W	68-53	Tucson, Ariz.
1/26/57	W	72-67	Tucson, Ariz.
12/13/58	W	74-69	Tucson, Ariz.
12/11/59	L	78-84	Santa Barbara, Calif.
3/3/61	L	60-76	Santa Barbara, Calif.
12/27/71	L	63-97	Tucson, Ariz.
1/18/73	W	79-77	Tucson, Ariz.
12/26/80	W	87-58	Tucson, Ariz.
3/14/02	W	86-81	Los Angeles, Calif.

UMKC (1-0)			
11/19/07	W	81-62	Lawrence, Kan.

UNLV (7-11)			
12/28/72	L	64-65	Las Vegas, Nev.
12/10/74	W	85-80	Tucson, Ariz.
12/10/75	L	94-98	Las Vegas, Nev.
3/18/76	W (OT)	114-109	Los Angeles, Calif.
1/24/78	W	114-89	Tucson, Ariz.
12/19/78	L	79-117	Las Vegas, Nev.
12/3/81	L	49-69	Tucson, Ariz.
12/6/82	L	70-88	Las Vegas, Nev.
11/30/85	L	59-60	Anchorage, Alaska
11/21/86	L	87-92	Las Vegas, Nev.
12/10/88	W	86-75	Tucson, Ariz.
3/23/89	L	67-68	Denver, Colo.
2/18/90	L	87-95	Las Vegas, Nev.
11/28/06	W	89-75	Tucson, Ariz.
12/19/07	W	52-49	Las Vegas, Nev.
12/20/08	L	64-79	Las Vegas, Nev.
12/2/09	L (2OT)	72-74	Tucson, Ariz.
12/7/13	W	63-58	Tucson, Ariz.

SERIES VS. ALL OPPONENTS



USC (62-41)

1922	W	36-28	Tucson, Ariz.
1922	L	20-46	Tucson, Ariz.
1922	W	28-27	Los Angeles, Calif.
1922	L	15-26	Los Angeles, Calif.
2/22/23	W	23-18	Los Angeles, Calif.
2/23/23	W	24-8	Los Angeles, Calif.
3/2/23	W	26-20	Tucson, Ariz.
3/3/23	W	27-16	Tucson, Ariz.
2/5/24	L	15-36	Los Angeles, Calif.
2/6/24	L	26-31	Los Angeles, Calif.
2/17/25	L	18-25	Los Angeles, Calif.
2/18/25	L	10-23	Los Angeles, Calif.
2/19/26	L	20-38	Los Angeles, Calif.
2/20/26	L (2OT)	28-30	Los Angeles, Calif.
1/14/27	L	15-44	Los Angeles, Calif.
1/15/27	L (OT)	21-26	Los Angeles, Calif.
12/20/28	L	31-35	Tucson, Ariz.
12/21/28	L	34-35	Tucson, Ariz.
1/3/30	L	21-35	Los Angeles, Calif.
1/4/30	L	26-35	Los Angeles, Calif.
12/19/31	W	28-26	Tucson, Ariz.
12/2/36	L	25-26	Tucson, Ariz.
12/26/53	W	57-55	Tucson, Ariz.
12/21/57	W	78-72	Tucson, Ariz.
2/11/64	W	71-63	Tucson, Ariz.
12/30/64	W	57-55	Los Angeles, Calif.
12/7/72	W	71-69	Tucson, Ariz.
12/11/73	L	76-100	Los Angeles, Calif.
1/22/79	W	74-72	Tucson, Ariz.
2/15/79	L	67-70	Los Angeles, Calif.
1/19/80	W	86-83	Los Angeles, Calif.
2/14/80	W	74-65	Tucson, Ariz.
1/19/81	L	63-67	Tucson, Ariz.
2/14/81	L	71-81	Los Angeles, Calif.
1/15/82	L	67-89	Los Angeles, Calif.
2/13/82	L (OT)	59-60	Tucson, Ariz.
1/6/83	L	67-74	Tucson, Ariz.
3/12/83	L	70-72	Los Angeles, Calif.
1/5/84	L	61-71	Los Angeles, Calif.
2/27/84	W	55-49	Tucson, Ariz.
1/17/85	L	63-64	Tucson, Ariz.
2/16/85	W	60-55	Los Angeles, Calif.
1/16/86	L	62-63	Los Angeles, Calif.
2/15/86	W	71-62	Tucson, Ariz.
1/8/87	W	78-44	Tucson, Ariz.
2/17/87	W	73-61	Los Angeles, Calif.
1/21/88	W	92-48	Tucson, Ariz.
2/18/88	W	103-68	Los Angeles, Calif.
1/19/89	W	97-69	Los Angeles, Calif.
2/16/89	W	93-70	Tucson, Ariz.
1/11/90	W	90-75	Los Angeles, Calif.
2/8/90	W	95-70	Tucson, Ariz.
3/9/90	W	80-57	Tempe, Ariz.
1/10/91	W	87-85	Tucson, Ariz.
2/7/91	L	83-87	Los Angeles, Calif.
1/9/92	W	107-68	Tucson, Ariz.
3/14/92	L	69-70	Los Angeles, Calif.
1/9/93	W	81-73	Los Angeles, Calif.
3/11/93	W	87-76	Tucson, Ariz.
1/22/94	W	83-74	Los Angeles, Calif.
2/17/94	W	94-61	Tucson, Ariz.
1/21/95	W	94-73	Tucson, Ariz.
2/16/95	W	89-80	Los Angeles, Calif.
1/18/96	W	93-81	Tucson, Ariz.
2/17/96	W	86-72	Los Angeles, Calif.
1/16/97	L	62-75	Los Angeles, Calif.
2/15/97	W	101-77	Tucson, Ariz.
1/5/98	W	91-72	Tucson, Ariz.
3/5/98	L (OT)	90-91	Los Angeles, Calif.
1/4/99	W	87-78	Los Angeles, Calif.
3/4/99	W	88-73	Tucson, Ariz.
1/22/00	L	72-80	Los Angeles, Calif.
2/17/00	W	92-85	Tucson, Ariz.
1/18/01	W	71-58	Tucson, Ariz.
2/17/01	W	105-61	Los Angeles, Calif.
1/17/02	W	97-80	Tucson, Ariz.
2/16/02	L	89-94	Los Angeles, Calif.
3/9/02	W	81-71	Los Angeles, Calif.
1/16/03	W	81-72	Los Angeles, Calif.
2/15/03	W	86-59	Tucson, Ariz.
1/15/04	L	90-99	Los Angeles, Calif.
2/12/04	W	97-70	Tucson, Ariz.
3/11/04	W	79-76	Los Angeles, Calif.
1/13/05	W	77-68	Tucson, Ariz.

2/10/05	W	88-76	Los Angeles, Calif.
1/7/06	W	74-63	Tucson, Ariz.
2/2/06	L	70-77	Los Angeles, Calif.
1/18/07	L	73-80	Los Angeles, Calif.
2/15/07	L	75-80	Tucson, Ariz.
1/31/08	W	80-69	Los Angeles, Calif.
2/28/08	L	58-70	Tucson, Ariz.
1/17/09	L	64-65	Los Angeles, Calif.
2/12/09	W	83-76	Tucson, Ariz.
12/31/09	L	50-56	Los Angeles, Calif.
3/6/10	W (2OT)	86-84	Tucson, Ariz.
1/29/11	W	82-73	Tucson, Ariz.
2/24/11	L	57-65	Los Angeles, Calif.
3/11/11	W	67-62	Los Angeles, Calif.
1/8/12	W	57-46	Los Angeles, Calif.
2/23/12	W	70-54	Tucson, Ariz.
1/26/13	W	74-50	Tucson, Ariz.
2/27/13	L	78-89	Los Angeles, Calif.
1/12/14	W	73-53	Los Angeles, Calif.

Utah (28-28)

12/21/53	L	57-65	Tucson, Ariz.
12/10/54	L	44-77	Salt Lake City, Utah
12/11/54	L	68-83	Salt Lake City, Utah
12/9/55	L	45-119	Salt Lake City, Utah
12/10/55	L	63-93	Salt Lake City, Utah
12/7/56	L	55-66	Salt Lake City, Utah
12/8/56	L	65-89	Salt Lake City, Utah
12/11/61	L	62-71	Tucson, Ariz.
1/11/63	L (OT)	50-52	Tucson, Ariz.
2/16/62	W	74-70	Salt Lake City, Utah
2/14/64	W	85-72	Tucson, Ariz.
2/28/64	L	73-86	Salt Lake City, Utah
1/16/65	W	57-48	Tucson, Ariz.
2/27/65	L	72-100	Salt Lake City, Utah
1/7/66	L	78-87	Salt Lake City, Utah
2/18/66	W	71-68	Tucson, Ariz.
1/14/67	W	74-70	Tucson, Ariz.
3/3/67	L	72-88	Salt Lake City, Utah
1/13/68	L	77-83	Salt Lake City, Utah
3/11/68	W	89-79	Tucson, Ariz.
1/25/69	W	90-64	Tucson, Ariz.
2/13/69	L	75-105	Salt Lake City, Utah
1/10/70	L	74-79	Tucson, Ariz.
2/12/70	L	75-92	Salt Lake City, Utah
1/28/71	L	86-99	Tucson, Ariz.
2/27/71	L	91-102	Salt Lake City, Utah
1/7/72	W	78-76	Salt Lake City, Utah
2/12/72	L	73-82	Tucson, Ariz.
1/26/73	W	89-86	Salt Lake City, Utah
2/23/73	W (3OT)	101-95	Tucson, Ariz.
1/19/74	L	106-121	Salt Lake City, Utah
2/23/74	W	122-92	Tucson, Ariz.
1/10/75	L (OT)	74-75	Salt Lake City, Utah
2/15/75	W	93-89	Tucson, Ariz.
1/17/76	W	87-77	Tucson, Ariz.
2/13/76	W	89-76	Salt Lake City, Utah
1/20/77	W	102-98	Tucson, Ariz.
2/19/77	L	61-76	Salt Lake City, Utah
1/21/78	L	92-101	Salt Lake City, Utah
2/16/78	L	73-83	Tucson, Ariz.
12/21/85	L	68-76	Salt Lake City, Utah
12/6/86	L	67-68	Tucson, Ariz.
12/12/92	W	78-64	Tucson, Ariz.
12/9/93	W	88-81	Salt Lake City, Utah
12/7/96	W	69-61	Anaheim, Calif.
3/21/98	L	51-76	Anaheim, Calif.
12/11/04	W	67-62	Tucson, Ariz.
12/17/05	W	73-43	Salt Lake City, Utah
3/20/09	W	84-71	Miami, Fla.
1/19/12	W	77-51	Salt Lake City, Utah
2/11/12	W	70-61	Tucson, Ariz.
1/5/13	W	60-57	Tucson, Ariz.
2/17/13	W	68-64	Salt Lake City, Utah
1/26/14	W	65-56	Tucson, Ariz.
2/19/14	W (OT)	67-63	Salt Lake City, Utah
3/13/14	W	71-39	Las Vegas, Nev.

Utah State (1-3)

12/19/58	L	57-83	Logan, Utah
12/2/61	L	54-67	Tucson, Ariz.
12/21/63	L	60-64	Logan, Utah
3/17/05	W	66-53	Boise, Idaho

UTEP (60-30)

2/2/20	W	24-15	Tucson, Ariz.
1/20/30	W	38-31	Tucson, Ariz.
1/21/30	W	31-20	Tucson, Ariz.
1/17/36	W	54-16	Tucson, Ariz.
1/18/36	W	36-25	Tucson, Ariz.
2/19/37	W	43-21	El Paso, Texas
2/20/37	W	50-30	El Paso, Texas
2/18/38	W	47-31	El Paso, Texas
2/19/38	W	44-40	El Paso, Texas
1/11/39	W	46-25	Tucson, Ariz.
1/12/39	W	33-32	Tucson, Ariz.
3/6/39	W	49-46	El Paso, Texas
3/7/39	L	30-42	El Paso, Texas
2/26/40	W	51-44	Tucson, Ariz.
2/27/40	W	52-47	Tucson, Ariz.
2/10/41	L	35-47	El Paso, Texas
2/11/41	L	44-55	El Paso, Texas
2/17/41	W	62-54	Tucson, Ariz.
2/2/42	L	43-46	El Paso, Texas
2/10/42	W	59-49	Tucson, Ariz.
12/18/42	W	58-35	El Paso, Texas
12/19/42	W	62-44	El Paso, Texas
1/7/43	W	72-47	Tucson, Ariz.
1/8/43	W	57-46	Tucson, Ariz.
2/19/43	W	60-51	Albuquerque, N.M.
2/16/46	W	48-42	El Paso, Texas
1/9/47	W	74-51	El Paso, Texas
2/26/47	W	69-57	Tucson, Ariz.
2/14/48	W	68-49	El Paso, Texas
2/25/48	W	93-50	Tucson, Ariz.
2/17/49	W	63-48	Tucson, Ariz.
2/28/49	L (OT)	69-70	El Paso, Texas
12/31/49	W	55-47	El Paso, Texas
1/11/50	W	80-58	Tucson, Ariz.
2/11/50	W	72-49	El Paso, Texas
12/20/50	W	63-52	Tucson, Ariz.
2/14/51	W	79-54	El Paso, Texas
2/2/52	L	64-70	El Paso, Texas
2/20/52	W	83-58	Tucson, Ariz.
1/9/53	W	63-54	El Paso, Texas
1/14/53	W	66-54	Tucson, Ariz.
1/11/54	L	57-75	El Paso, Texas
3/1/54	W	56-52	Tucson, Ariz.
2/14/55	L	58-60	Tucson, Ariz.
2/23/55	L	45-70	El Paso, Texas
1/7/56	W	60-54	El Paso, Texas
2/13/56	L (OT)	84-85	Tucson, Ariz.
1/12/57	L	69-93	El Paso, Texas
2/4/57	W	73-52	Tucson, Ariz.
1/4/58	W	71-67	El Paso, Texas
2/3/58	W	60-59	Tucson, Ariz.
1/31/59	L	66-76	Tucson, Ariz.
2/23/59	L	51-76	El Paso, Texas
1/11/60	W	62-55	Tucson, Ariz.
2/27/60	W	100-77	El Paso, Texas
1/7/61	W	74-71	Tucson, Ariz.
2/18/61	W	74-65	El Paso, Texas
1/13/62	L (OT)	56-57	El Paso, Texas
2/5/62	W	57-52	Tucson, Ariz.
1/4/63	L	55-76	El Paso, Texas
2/4/63	L	50-65	Tucson, Ariz.
12/23/64	W	77-40	Tucson, Ariz.
2/6/65	L	39-51	El Paso, Texas
2/10/66	L (OT)	72-81	El Paso, Texas
2/9/67	L	65-75	Tucson, Ariz.
12/9/67	L (OT)	66-67	El Paso, Texas
2/1/69	W	75-66	Tucson, Ariz.
1/15/70	L	59-73	El Paso, Texas
2/21/70	W	86-72	Tucson, Ariz.
2/6/71	L	66-80	El Paso, Texas
3/5/71	W	82-77	Tucson, Ariz.
1/28/72	L	50-68	El Paso, Texas
2/26/72	L	48-63	Tucson, Ariz.
1/5/73	W	79-73	Tucson, Ariz.
2/10/73	W	81-78	El Paso, Texas
1/12/74	L	63-81	Tucson, Ariz.
2/14/74	W	85-59	El Paso, Texas
1/18/75	W	69-57	Tucson, Ariz.
2/21/75	L	61-68	El Paso, Texas
1/23/76	L	42-61	El Paso, Texas
2/21/76	W	64-45	Tucson, Ariz.
1/15/77	L	59-60	El Paso, Texas
2/11/77	W	67-60	Tucson, Ariz.
1/13/78	W	74-60	Tucson, Ariz.

2/11/78	W	68-64	El Paso, Texas
12/28/83	L (OT)	49-51	El Paso, Texas
3/13/87	L (OT)	91-98	Tucson, Ariz.
12/18/94	W	75-61	El Paso, Texas
12/16/95	W	80-70	Tucson, Ariz.
11/15/12	W	72-51	Tucson, Ariz.

UTSA (1-1)

11/28/82	L	56-57	Houston, Texas
11/29/85	W	62-49	Anchorage, Alaska

Valparaiso (3-0)

3/15/96	W	90-51	Tempe, Ariz.
12/30/01	W	74-70	Tucson, Ariz.
11/7/11	W	73-64	Tucson, Ariz.

Vanderbilt (0-2)

12/29/56	L	76-107	Nashville, Tenn.
11/25/09	L	72-84	Lahaina, Hawaii

Vermont (1-0)

3/20/03	W	80-51	Salt Lake City, Utah
---------	---	-------	----------------------

Villanova (2-2)

12/28/67	L	59-75	Philadelphia, Pa.
1/21/89	W	75-67	Tucson, Ariz.
11/19/91	W	72-64	Philadelphia, Pa.
3/19/06	L	78-82	Philadelphia, Pa.

Virginia (2-3)

3/20/94	W	71-58	Sacramento, Calif.
11/21/04	L	60-78	Charlottesville, Va.
11/27/05	W	81-51	Tucson, Ariz.
11/12/06	L	90-93	Charlottesville, Va.
11/17/07	L	72-75	Tucson, Ariz.

Wake Forest (0-1)

11/26/04	L	60-63	New York, N.Y.
----------	---	-------	----------------

Washington (47-28)

12/29/64	W	77-63	Los Angeles, Calif.
12/9/78	L	66-75	Seattle, Wash.
3/11/79	W	71-68	Tucson, Ariz.
12/20/79	W	67-65	Tucson, Ariz.
2/28/80	L	72-76	Seattle, Wash.
1/8/81	W	84-77	Seattle, Wash.
2/7/81	W (OT)	68-66	Tucson, Ariz.
1/8/82	L	57-60	Tucson, Ariz.
2/6/82	L	62-86	Seattle, Wash.
1/13/83	L	61-74	Seattle, Wash.
2/12/83	L	72-80	Tucson, Ariz.
1/12/84	L	53-55	Tucson, Ariz.
2/11/84	L	51-56	Seattle, Wash.
1/31/85	W	69-56	Tucson, Ariz.
2/28/85	L	58-60	Seattle, Wash.
2/1/86	W	70-57	Seattle, Wash.
2/27/86	W	77-56	Tucson, Ariz.
1/17/87	W	73-72	Seattle, Wash.
2/21/87	W	81-70	Tucson, Ariz.
12/20/87	W	110-71	Seattle, Wash.
3/5/88	W	89-71	Tucson, Ariz.
12/20/88	W	116-61	Tucson, Ariz.
2/5/89	W	85-68	Seattle, Wash.
1/4/90	W	65-51	Tucson, Ariz.
2/3/90	W	75-60	Seattle, Wash.
1/3/91	L	56-70	Seattle, Wash.
2/2/91	W	85-56	Tucson, Ariz.
1/16/92	L	60-62	Seattle, Wash.
2/15/92	W	85-51	Tucson, Ariz.
1/14/93	W	93-76	Tucson, Ariz.
2/13/93	W	81-72	Seattle, Wash.
2/5/94	L	69-74	Seattle, Wash.
3/3/94	W	95-62	Tucson, Ariz.
2/4/95	W	91-65	Tucson, Ariz.
3/4/95	W	63-54	Seattle, Wash.
2/1/96	L (OT)	79-80	Tucson, Ariz.
3/3/96	W	67-65	Seattle, Wash.
2/2/97	L	88-92	Seattle, Wash.
3/2/97	W	103-82	Tucson, Ariz.
1/10/98	W	110-91	Seattle, Wash.
2/5/98	W	112-81	Tucson, Ariz.
1/9/99	W	88-86	Tucson, Ariz.
2/4/99	L	84-90	Seattle, Wash.
1/15/00	W	69-62	Tucson, Ariz.
2/10/00	W	65-56	Seattle, Wash.

1/13/01	W	89-64	Seattle, Wash.
2/8/01	W	82-62	Tucson, Ariz.
1/12/02	W	74-69	Seattle, Wash.
2/7/02	W	91-82	Tucson, Ariz.
1/11/03	W	79-61	Tucson, Ariz.
2/6/03	W (OT)	88-85	Seattle, Wash.
1/29/04	L	83-96	Seattle, Wash.
2/26/04	L	84-89	Tucson, Ariz.
3/12/04	L	85-90	Los Angeles, Calif.
1/27/05	W	91-82	Tucson, Ariz.
2/26/05	L	85-93	Seattle, Wash.
3/12/05	L	72-81	Los Angeles, Calif.
12/31/05	W (2OT)	96-95	Seattle, Wash.
3/4/06	L	67-70	Tucson, Ariz.
1/4/07	W	96-87	Seattle, Wash.
2/3/07	W	84-54	Tucson, Ariz.
1/26/08	W	84-69	Tucson, Ariz.
2/21/08	L	66-75	Seattle, Wash.
1/29/09	W	106-97	Tucson, Ariz.
2/28/09	L	78-83	Seattle, Wash.
1/10/10	W	87-70	Tucson, Ariz.
2/4/10	L	75-81	Seattle, Wash.
1/20/11	L	68-85	Seattle, Wash.
2/19/11	W	87-86	Tucson, Ariz.
3/12/11	L (OT)	75-77	Los Angeles, Calif.
1/28/12	L	67-69	Tucson, Ariz.
2/18/12	L	70-79	Seattle, Wash.
1/31/13	W	57-53	Seattle, Wash.
2/20/13	W	70-52	Tucson, Ariz.
1/4/14	W	71-62	Tucson, Ariz.

Washington (Mo.) (0-2)

12/18/48	L	43-55	St. Louis, Mo.
12/11/57	L	52-61	St. Louis, Mo.

Washington State (58-16)

12/22/59	L	58-64	Pullman, Wash.
12/27/62	W	67-57	Portland, Ore.
12/8/78	L	68-74	Pullman, Wash.
3/3/79	W	78-72	Tucson, Ariz.
12/22/79	L	57-59	Tucson, Ariz.
3/1/80	L	71-74	Pullman, Wash.
1/10/81	L	71-80	Pullman, Wash.
2/5/81	W	77-73	Tucson, Ariz.
1/9/82	L	53-59	Tucson, Ariz.
2/4/82	W	58-56	Pullman, Wash.
1/15/83	L	64-86	Pullman, Wash.
2/10/83	L	65-75	Tucson, Ariz.
1/14/84	L	49-51	Tucson, Ariz.
3/10/84	W	86-68	Pullman, Wash.
2/2/85	W	73-56	Tucson, Ariz.
2/18/85	W	63-60	Pullman, Wash.
1/30/86	L (OT)	63-65	Pullman, Wash.
3/1/86	W	62-61	Tucson, Ariz.
1/15/87	W	96-59	Pullman, Wash.
2/19/87	W	84-58	Tucson, Ariz.
12/22/87	W	89-55	Pullman, Wash.
3/3/88	W	79-41	Tucson, Ariz.
12/18/88	W	76-59	Tucson, Ariz.
3/2/89	W	74-48	Pullman, Wash.
3/10/89	W	62-54	Inglewood, Calif.
1/6/90	W	81-61	Tucson, Ariz.
2/1/90	W	86-62	Pullman, Wash.
1/5/91	W	84-71	Pullman, Wash.
1/31/91	W	84-71	Tucson, Ariz.
1/18/92	W	78-65	Pullman, Wash.
2/13/92	W	94-72	Tucson, Ariz.
1/16/93	W	87-63	Tucson, Ariz.
2/11/93	W	70-64	Pullman, Wash.
2/3/94	W	80-68	Pullman, Wash.
3/5/94	W	85-69	Tucson, Ariz.
2/2/95	W	84-76	Tucson, Ariz.
3/2/95	W (2OT)	114-111	Pullman, Wash.
2/3/96	W	96-78	Tucson, Ariz.
2/29/96	W	72-62	Pullman, Wash.
1/30/97	W	87-78	Pullman, Wash.
2/27/97	W	100-86	Tucson, Ariz.
1/8/98	W	94-81	Spokane, Wash.
2/7/98	W	83-61	Tucson, Ariz.
1/7/99	W	99-87	Tucson, Ariz.
2/6/99	W	81-79	Pullman, Wash.
1/13/00	W	80-75	Tucson, Ariz.
2/12/00	W	73-50	Pullman, Wash.
1/11/01	W	84-51	Spokane, Wash.
2/10/01	W	86-51	Tucson, Ariz.

1/10/02	W	92-85	Pullman, Wash.
2/9/02	W	85-68	Tucson, Ariz.
1/9/03	W	82-69	Tucson, Ariz.
2/8/03	W	75-62	Pullman, Wash.
1/31/04	W	61-57	Pullman, Wash.
2/28/04	W	72-60	Tucson, Ariz.
1/29/05	L	63-70	Tucson, Ariz.
2/24/05	W (OT)	57-56	Pullman, Wash.
12/29/05	W	70-52	Pullman, Wash.
3/2/06	W	66-61	Tucson, Ariz.
1/6/07	L (OT)	73-77	Pullman, Wash.
2/1/07	L	66-72	Tucson, Ariz.
1/24/08	W	76-64	Tucson, Ariz.
2/23/08	W	65-55	Pullman, Ariz.
1/31/09	W	66-56	Tucson, Ariz.
2/26/09	L	53-69	Pullman, Ariz.
1/8/10	L	76-78	Tucson, Ariz.
2/6/10	L	60-78	Pullman, Wash.
1/22/11	W	65-63	Pullman, Wash.
2/17/11	W	79-70	Tucson, Ariz.
1/26/12	W	85-61	Tucson, Ariz.
2/16/12	W	76-72	Pullman, Wash.
2/2/13	W	79-65	Pullman, Wash.
2/23/13	W	73-56	Tucson, Ariz.
1/2/14	W	60-25	Tucson, Ariz.

Wayne State (1-0)

12/31/46	W	59-46	Detroit, Mich.
----------	---	-------	----------------

Weber State (4-0)

12/12/66	W	62-57	Tucson, Ariz.
12/4/67	W	73-67	Tucson, Ariz.
12/29/08	W	71-65	Tucson, Ariz.
3/21/14	W	68-59	San Diego, Calif.

West Texas State (20-16)

12/29/39	L	43-52	Oklahoma City, Okla.
12/17/41	L	52-71	Tucson, Ariz.
2/20/42	L	59-66	Canyon, Texas
2/20/43	W	47-39	Albuquerque, N.M.
3/2/46	W	44-37	Albuquerque, N.M.
12/12/46	W	54-43	Tucson, Ariz.
2/22/47	L	57-62	Canyon, Texas
1/8/48	W	72-69	Canyon, Texas
1/15/48	W	67-51	Tucson, Ariz.
2/3/49	W	61-59	Tucson, Ariz.
2/10/49	L	46-52	Canyon, Texas
1/20/50	W	67-59	Tucson, Ariz.
3/1/50	L	42-61	Canyon, Texas
1/11/51	W	59-53	Canyon, Texas
2/2/51	W	74-48	Tucson, Ariz.
2/7/52	L	57-59	Tucson, Ariz.
2/14/52	L	73-79	Canyon, Texas
2/18/53	W	61-51	Canyon, Texas
3/2/53	W	65-51	Tucson, Ariz.
2/12/54	W	61-52	Tucson, Ariz.
2/20/54	L	69-79	Canyon, Texas
1/15/55	W	73-72	Tucson, Ariz.
2/4/55	L	66-82	Canyon, Texas
1/13/56	W	69-64	Tucson, Ariz.
2/6/56	W	78-76	Canyon, Texas
2/8/57	W	77-67	Tucson, Ariz.
2/26/57	L	67-71	Canyon, Texas
1/25/58	L	62-72	Tucson, Ariz.
2/8/58	L	49-80	Canyon, Texas
1/10/59	L	76-90	Canyon, Texas
2/16/59	L	78-84	Tucson, Ariz.
2/1/60	L	63-81	Canyon, Texas
2/8/60	W	77-62	Tucson, Ariz.
1/26/61	W	81-77	Canyon, Texas
2/11/61	W	66-63	Tucson, Ariz.
1/6/62	W	76-68	Tucson, Ariz.
2/12/62	L	72-87	Canyon, Texas

West Virginia (3-2)

12/20/48	L	58-61	Morgantown, W.Va.
12/30/50	W	68-67	Morgantown, W.Va.
12/30/58	W	77-60	Honolulu, Hawaii
12/30/92	W	75-74	Tucson, Ariz.
3/20/08	L	65-75	Washington, D.C.

Western Illinois (1-0)

11/26/90	W	90-51	Tucson, Ariz.
----------	---	-------	---------------

SERIES VS. ALL OPPONENTS



Western Kentucky (2-0)

11/23/02	W	107-68	Tucson, Ariz.
12/21/05	W (OT)	86-81	Tucson, Ariz.

Western New Mexico (3-3)

12/12/40	L	30-33	Tucson, Ariz.
12/12/41	L	24-46	Silver City, N.M.
12/13/41	W	39-37	Silver City, N.M.
12/2/58	W	71-61	Tucson, Ariz.
12/2/59	W	73-68	Tucson, Ariz.
2/24/62	L	71-74	Silver City, N.M.

Whittier (13-1)

1/30/24	W	47-12	Whittier, Calif.
2/22/24	W	55-24	Tucson, Ariz.
2/23/24	W	31-16	Tucson, Ariz.
1/18/27	W	23-19	Whittier, Calif.
3/4/27	L	20-23	Tucson, Ariz.
3/5/27	W	31-18	Tucson, Ariz.
1/3/33	W	37-28	Whittier, Calif.
12/14/34	W	47-29	Tucson, Ariz.
12/15/34	W	29-24	Tucson, Ariz.
1/3/36	W	29-21	Whittier, Calif.
1/4/36	W	28-19	Whittier, Calif.
12/17/36	W	44-34	Tucson, Ariz.
12/18/36	W	35-27	Tucson, Ariz.
12/11/50	W	79-59	Tucson, Ariz.

Wichita State (1-1)

12/18/51	W	73-61	Tucson, Ariz.
12/29/54	L	64-87	Wichita, Kan.

Wisconsin (2-4)

12/3/62	W	51-46	Madison, Wis.
12/30/66	L	77-104	Los Angeles, Calif.
3/18/00	L	59-66	Salt Lake City, Utah
3/17/06	W	94-75	Philadelphia, Pa.
11/23/09	L	61-65	Lahaina, Hawaii
3/29/14	L (OT)	63-64	Anaheim, Calif.

Wright State (1-0)

11/18/04	W	83-66	Tucson, Ariz.
----------	---	-------	---------------

Wyoming (20-15)

1/17/63	L	72-84	Laramie, Wyo.
2/23/63	W	84-63	Tucson, Ariz.
1/18/64	L	69-71	Laramie, Wyo.
2/21/64	W	81-69	Tucson, Ariz.
1/7/65	W (OT)	62-60	Laramie, Wyo.
2/19/65	W	78-77	Tucson, Ariz.
2/5/66	W	76-70	Tucson, Ariz.
3/5/66	L	66-104	Laramie, Wyo.
2/2/67	L	73-75	Laramie, Wyo.
2/18/67	L	59-68	Tucson, Ariz.
2/2/68	L	85-90	Tucson, Ariz.
2/24/68	L	69-79	Laramie, Wyo.
2/6/69	L	72-73	Laramie, Wyo.
2/22/69	L (OT)	67-68	Tucson, Ariz.
1/31/70	W	81-70	Tucson, Ariz.
2/26/70	L	74-93	Laramie, Wyo.
1/9/71	L	65-91	Laramie, Wyo.
2/12/71	W	98-81	Tucson, Ariz.
1/15/72	W	75-66	Tucson, Ariz.
2/18/72	L	55-71	Laramie, Wyo.
2/1/73	W	87-69	Tucson, Ariz.
3/3/73	W	84-82	Laramie, Wyo.
1/3/74	W	93-77	Laramie, Wyo.
2/9/74	W	78-68	Tucson, Ariz.
1/24/75	L	61-65	Laramie, Wyo.
3/1/75	W	92-74	Tucson, Ariz.
1/31/76	W	64-57	Tucson, Ariz.
2/27/76	W	74-66	Laramie, Wyo.
1/28/77	L	68-69	Laramie, Wyo.
2/26/77	W	88-63	Tucson, Ariz.
1/28/78	W	99-75	Tucson, Ariz.
2/24/78	L	73-78	Laramie, Wyo.
12/5/98	W	94-84	Phoenix, Ariz.
3/16/02	W	68-60	Los Angeles, Calif.
11/30/04	W	98-70	

Pac-12 (.625)	606-363
Arizona State	145-81
+California	56-30
Colorado	11-11
Oregon	46-26
+Oregon State	58-20
Stanford	57-29
UCLA	38-53
+USC	62-41
Utah	28-28
+Washington	47-28
+Washington State	58-16

America East (1.000)	1-0
Vermont	1-0

American (.575)	23-17
Cincinnati	3-0
Connecticut	0-5
+Houston	6-5
Louisville	2-3
Memphis	4-4
Rutgers	2-0
South Florida	1-0
SMU	3-0
Temple	2-0

Atlantic 10 (.667)	16-8
Dayton	2-1
Duquesne	2-3
Fordham	1-1
LaSalle	1-2
Rhode Island	3-0
Richmond	2-0
St. Bonaventure	1-0
St. Joseph's	2-0
Saint Louis	2-1

Atlantic Coast (.611)	33-21
Boston College	3-0
Clemson	3-0
Duke	5-4
Florida State	1-3
Georgia Tech	0-1
Maryland	3-0
Miami (Fla.)	3-0
North Carolina	3-4
North Carolina State	2-0
Notre Dame	4-1
Pittsburgh	3-2
Syracuse	1-2
Virginia	2-3
Wake Forest	0-1

Atlantic Sun (.600)	3-2
East Tennessee State	2-1
Jacksonville	0-1
Lipscomb	1-0

Big 12 (.487)	58-61
Baylor	5-3
Iowa State	3-3
Kansas	4-8
Kansas State	5-8
+Oklahoma	2-5
Oklahoma State	3-0
TCU	0-2
Texas	9-2
Texas Tech	24-28
+West Virginia	3-2

Big East (.593)	16-11
Butler	3-0
Creighton	1-1
DePaul	0-2
Georgetown	2-1
Marquette	3-1
Providence	3-2
St. John's (N.Y.)	1-0
Seton Hall	1-2
Villanova	2-2

Big Sky (.769)	110-33
Idaho State	4-4
Montana	1-0
Montana State	1-1
+Northern Arizona	96-27
Northern Colorado	2-1
Portland State	1-0
Weber State	5-0

Big South (1.000)	3-0
Charleston Southern	1-0
Liberty	1-0
UNC-Asheville	1-0

Big Ten (.500)	34-34
+Illinois	8-6
Iowa	3-5
Michigan	7-2
Michigan State	4-3
Minnesota	0-4
Nebraska	2-2
Northwestern	2-0
Ohio State	0-2
Penn State	1-0
Purdue	5-6
Wisconsin	2-4

Big West (.862)	25-4
Cal Poly SLO	3-0
+Cal State-Fullerton	4-1
Hawaii	2-0
Long Beach State	5-0
UC-Davis	1-0
UC-Irvine	1-0
UC-Riverside	2-0
UC-Santa Barbara	7-3

Colonial Athletic Association (1.000)	6-0
College of Charleston	1-0
Delaware	1-0
Drexel	1-0
James Madison	1-0
UNC-Wilmington	1-0
Towson	1-0

Conference USA (.676)	75-36
East Carolina	1-0
Florida Atlantic	1-0
Florida International	1-0
Louisiana Tech	1-0
North Texas	0-2
Old Dominion	1-0
Rice	2-0
Southern Mississippi	3-0
Tulane	2-0
Tulsa	1-2
UAB	1-1
UTEP	60-30
UTSA	1-1

Horizon League (.875)	7-1
Cleveland State	1-0
Detroit (Mercy)	1-1
Oakland	1-0
Valparaiso	3-0
Wright State	1-0

Ivy League (1.000)	7-0
Columbia	1-0
Cornell	1-0
Harvard	3-0
Pennsylvania	1-0
Princeton	1-0

Metro Atlantic Athletic (.333)	2-4
Canisius	1-3
Manhattan	1-0
Niagara	0-1

Mid-American (.556)	5-4
Ball State	1-0
Bowling Green	0-1
Eastern Michigan	2-0
Miami (Ohio)	0-2
Northern Illinois	2-0
Ohio University	0-1

Mid-Eastern Athletic (1.000)	4-0
Bethune-Cookman	1-0
Coppin State	1-0
Delaware State	1-0
Morgan State	1-0

Missouri Valley (.522)	12-11
Bradley	3-7
Drake	1-1
Evansville	3-1
Illinois State	1-0
Loyola (Ill.)	1-0
Southern Illinois	2-1
Wichita State	1-1

Mountain West (.620)	163-100
Air Force	2-4
Colorado State	14-11
+Fresno State	3-3
New Mexico	83-42
+San Diego State	23-7
San Jose State	10-4
+UNLV	7-11
Utah State	1-3
Wyoming	20-15

Northeast (.778)	7-2
Bryant	1-0
Fairleigh Dickinson	1-0
Long Island	1-0
Robert Morris	3-0
St. Francis (N.Y.)	0-1
St. Francis (Pa.)	1-1

Ohio Valley (.833)	5-1
Austin Peay	1-0
Belmont	1-0
Eastern Illinois	1-0
Morehead State	1-0
Murray State	1-1

Patriot League (.750)	3-1
Boston	1-0
Bucknell	0-1
Holy Cross	1-0
Loyola (Md.)	1-0

Southeastern (.447)	21-26
Alabama	0-2
Arkansas	2-6
Auburn	0-1
Florida	2-2
Kentucky	3-2
LSU	3-3
Mississippi	1-1
Mississippi State	2-2
Missouri	1-1
Tennessee	1-3
Texas A&M	6-1
Vanderbilt	0-2

Southern (1.000)	2-0
Davidson	1-0
Samford	1-0

Southland (.889)	8-1
Houston Baptist	1-0
Lamar	1-1
New Orleans	3-0
Nicholls State	1-0
Oral Roberts	1-0
Sam Houston State	1-0

Southwestern Athletic (1.000)	4-0
Jackson State	2-0
Mississippi Valley State	1-0
Southern	1-0

Summit League (.833)	5-1
Denver	3-1
IUPUI	1-0
Western Illinois	1-0

Sun Belt (.727)	6-1
Arkansas-Little Rock	1-0
Louisiana-Lafayette	2-0
South Alabama	1-1
Western Kentucky	2-0

West Coast (.602)	53-35
BYU	20-19
Gonzaga	4-1
Loyola Marymount	8-4
Pacific	3-1
Pepperdine	5-0
Saint Mary's	4-2
San Diego	2-0
San Francisco	1-4
Santa Clara	6-4

Western Athletic (.650)	76-41
Cal State Bakersfield	1-0
Grand Canyon	4-0
Idaho	4-0
New Mexico State	60-38
Seattle	5-2
Texas-Pan American	1-1
+UMKC	1-0

NCAA Division I Independents	0-0
None	

NCAA Division II (.634)	45-26
+Adams State	2-0
Alaska-Anchorage	1-0
Cal Poly Pomona	2-0
Cal State Los Angeles	4-5
Chaminade	1-0
Charleston (W.Va.)	1-0
Eastern New Mexico	1-0
Fort Hays State	1-0
Hawaii-Hilo	2-0
Hawaii Pacific	2-0
Midwestern	2-0
Regis	1-1
San Francisco State	1-0
Southeast Oklahoma	0-1
Wayne State	1-0
West Texas State	20-16
Western New Mexico	3-3

NCAA Division III (.701)	54-23
Beloit	1-1
Cal State Hayward	2-0
Centenary (La.)	2-1
DePauw	1-0
Hamline	3-0
Hardin-Simmons	24-14
Illinois Wesleyan	1-1
LaVerne	2-0
New York University	0-1
Occidental	5-1
Pomona	2-0
Southwestern	0-1
Washington University	0-2
Whittier	11-1

Others (.923)	12-1
New Mexico Tech	10-0
Oklahoma City	1-1
U.S. International	1-0

+ Indicates that series results are affected by a vacated game(s) due to NCAA infractions. Records listed reflect on-court results only. For further information on specific games see pages 72-73 and the results for the 1998-99 and 2007-08 seasons.

INDIVIDUAL RECORDS



Points Scored

Game.....46, Ernie McCray, vs. Cal State-Los Angeles, 2/6/1960
Half.....33, Joe Skaisgir, vs. Hardin-Simmons, 1/4/1962 (2nd)
33, Al Fleming, vs. Detroit, 1/10/1976 (2nd)
33, Damon Stoudamire, at Washington St., 3/2/1995 (2nd+2ot)
Season.....848, Khalid Reeves, 1993-94 (35 games)
Career.....2,555, Sean Elliott, 1985-89 (133 games)
Opponent, Game.....50, Bob Beckel, at Air Force, 2/28/1959 (17 FG/16 FT)
Opponent, Half.....28, Ron Sanford, at New Mexico, 2/22/1968

Points Per Game

Season.....24.2, Khalid Reeves, 1993-94, (848 in 35)
Career.....23.9, Coniel Norman, 1972-74, (1194 in 50)

Field Goals

Game.....19, Coniel Norman, at BYU, 1/25/1974, (31 att.)
Half.....13, Damon Stoudamire, at Washington St., 3/2/1995 (2nd+2ot)
Season.....276, Khalid Reeves, 1993-94
Career.....896, Sean Elliott, 1986-89
Opponent, Game.....19, Billy Shepard, vs. Butler, 12/5/1970 (32 att.)

Field Goal Attempts

Game.....32, Bill Kemmeries, at Hardin-Simmons, 2/16/1952 (14 made)
Half.....22, Damon Stoudamire, at Wash. St., 3/2/1995 (13 made, 2nd+2ot)
Season.....572, Khalid Reeves, 1993-94 (276 made)
Career.....1,750, Sean Elliott, 1986-89 (896 made)
Opponent, Game.....35, Freeman Williams, Portland St., 1/27/1976 (16 made)

Field Goal Percentage

Game (Min. 10 att.).....1.000, Al Fleming, vs. Midwestern, 12/1/1975 (10-of-10)
933, Brian Williams, at UCLA, 2/10/1991 (14-of-15)
929, Khalid Reeves, vs. Michigan, 12/30/1993 (13-of-14)
Half.....1.000, Michael Dickerson, vs. Washington, 2/5/1998 (11-of-11, 2nd)
Season......667, Al Fleming, 1973-74 (136-of-204)
690, Joseph Blair, 1995-96 (89-of-129/14 games)
Career......605, Pete Williams, 1983-85, (296-of-489)
Opponent, Game.....1.000, Kresimir Cosic, at BYU, 2/26/1971 (12-of-12)

3-Point Field Goals

Game.....9, Salim Stoudamire, vs. Oregon State, 2/20/2005 (14 att.)
Half.....6, Salim Stoudamire, vs. Oregon State, 2/20/2005 (1st/8 att.)
6, Matt Othick, vs. Temple, 2/23/1992 (2nd)
6, Chris Mills, vs. Delaware State, 12/28/1992 (1st)
Season.....120, Salim Stoudamire, 2004-05
Career.....342, Salim Stoudamire, 2001-05
Opponent, Game.....9, Jimmer Fredette, vs. BYU, 12/28/2009 (13 att.)

3-Point Field Goal Attempts

Game.....16, Jason Gardner, vs. Kansas, 12/1/2001 (8 made)
Half.....9, Craig McMillan, at Washington, 1/17/1987 (5 made/1st)
Season.....276, Jason Gardner, 2001-02 (106 made)
Career.....875, Jason Gardner, 1999-2003 (318 made)
Opponent, Game.....19, Kelvin Lewis, vs. Houston, 1/24/2009 (5 made)

3-Point Field Goal Percentage

Game (Min. 5 att.)
1.000, Jawann McClellan, vs. New Mexico State, 11/19/2006 (7-of-7)
1.000, Gilbert Arenas, at Washington State, 1/11/2001 (6-of-6)
1.000, Steve Kerr, at Oregon State, 1/14/1988 (5-of-5)
1.000, Matt Muehlebach, vs. UCLA, 1/12/1991 (5-of-5)
1.000, Gilbert Arenas, at USC, 2/17/2001, (5-of-5)
Game (Min. 10 att.)
700, Michael Dickerson, vs. North Carolina, 11/22/1996 (7-of-10)
700, Kyle Fogg, vs. UCLA, 3/4/2010 (7-of-10)
Half.....1.000, Salim Stoudamire, vs. Manhattan, 12/21/2004 (5-of-5)
1.000, Salim Stoudamire, at Oregon, 2/19/2004 (5-of-5)
1.000, Jawann McClellan, vs. New Mexico St., 11/19/2006 (5-of-5)
Season......573, Steve Kerr, 1987-88 (114-of-199)
Career......573, Steve Kerr, 1988 (114-of-199)
Opponent, Game.....1.000, Dion Cross, Stanford, 3/7/1996 (7-of-7)

Free Throws

Game.....18, Jerryd Bayless, at Houston, 1/12/2008 (20 att.)
Half.....14, Miles Simon, at Washington St. (Spokane), 1/8/1998 (14 att.)
Season.....247, Derrick Williams, 2010-11 (331 att.)
Career.....623, Sean Elliott, 1986-89 (786 att.)
Consecutive.....39, Salim Stoudamire, 11/17/2001-1/23/2002
Opponent, Game.....16, Bob Jarrett, at New Mexico State, 1/11/1957 (16 att.)
16, Bob Beckel, at Air Force, 2/28/1959 (18 att.)
16, Kent Carso, vs. South Alabama, 12/20/1971 (19 att.)

Free Throw Attempts

Game.....22, Derrick Williams, vs. California, 1/6/2011 (16 made)
Half.....16, Bill Kemmeries, vs. San Diego Marines, 12/5/1952 (8 made/2nd)
Season.....331, Derrick Williams, 2010-11 (247 made)
Career.....786, Sean Elliott, 1986-89 (623 made)
Opponent, Game.....21, Don Meineke, vs. Dayton (N.I.T.), 3/13/1951 (15 made)

Free Throw Percentage

Game (Min. 12 att.)
1.000, Jerryd Bayless, vs. Stanford, 2/16/2008 (16-of-16)
1.000, Nic Wise, vs. Washington, 1/29/2009 (14-of-14)
1.000, Warren Ridge, at Utah, 2/1/1956 (12-of-12)
1.000, Dylan Rigdon, at USC, 1/22/1994 (12-of-12)
1.000, Jason Terry, vs. Washington, 1/9/1999 (12-of-12)
1.000, Jason Gardner, vs. Arizona State, 3/7/2002 (12-of-12)
1.000, Nic Wise, vs. UNLV, 12/2/2009 (12-of-12)
1.000, Dylan Rigdon, vs. Lipscomb, 12/21/2009 (12-of-12)
1.000, Kyle Fogg, at Oregon, 1/16/2010 (12-of-12)
1.000, Derrick Williams, vs. Wash. State, 2/17/2011 (12-of-12)
1.000, Kaleb Tarczewski vs. California, 2/1/2014 (12-of-12)

Season (Min. 2.0 made per game)

.....910, Salim Stoudamire, 2004-05 (122-of-134)

Career (Min. 2.0 made per game)

.....870, Salim Stoudamire, 2001-05 (388-of-446)

Opponent, Game

.....1.000, Bob Jarrett, at New Mexico State, 1/11/1957 (16-of-16)

Rebounds

Game.....26, Bill Reeves, vs. UC-Santa Barbara, 2/11/1956
26, Joe Skaisgir, vs. Cal State-Los Angeles, 1/31/1962
Half.....15, Kenny Davis, vs. Texas-El Paso, 2/11/1977 (2nd)
Season.....375, Jordan Hill, 2008-09 (34 games)
Season Per Game.....13.2, Bill Reeves, 1955-56 (343 in 26 games)
Career.....1,190, Al Fleming, 1972-76
Career Per Game.....11.2, Joe Skaisgir, 1960-62 (582 in 52 games)
Opponent, Game.....26, Tony Cerkenik, vs. Arizona State, 3/4/1963

Personal Fouls

Season.....119, Rick Anderson, 2001-02 (34 games)
Season Per Game.....4.3, Bill Reeves, 1956-57 (111 in 26 games)
Season Disqualifications.....13, Bill Reeves, 1957-57
Career.....357, Reggie Geary, 1992-96 (127 games)
Career Per Game.....3.9, Bill Reeves, 1954-57 (298 in 77 games)
Career Disqualifications.....34, Junior Crum, 1942-44,46-47 (101 games)

Assists

Game.....19, Russell Brown, vs. Grand Canyon, 12/8/1979
Half.....11, Russell Brown, vs. New Mexico, 12/22/1978 (2nd)
11, Russell Brown, at California, 1/6/1979 (1st)
Season.....247, Russell Brown, 1978-79 (27 games)
Season Per Game.....9.1, Russell Brown, 1978-79 (247 in 27 games)
Career.....810, Russell Brown, 1977-81 (107 games)
Career Per Game.....7.6, Russell Brown, 1977-81 (810 in 107 games)
Opponent, Game.....20, Danny Tarkanian, at UNLV, 12/6/1982

Steals

Game.....9, Bennett Davison, vs. Stanford, 2/28/1998
Season.....85, Jason Terry, 1996-97
Season Per Game.....2.8, Jason Terry, 1998-99
Career.....245, Jason Terry, 1996-99
Career Per Game.....1.9, Gilbert Arenas, 1999-2001 (136 in 70 games)

Blocked Shots

Game.....14, Loren Woods, vs. Oregon, 2/3/2000
Season.....102, Loren Woods, 1999-2000
Season Per Game.....3.9, Loren Woods, 1999-2000
Career.....278, Anthony Cook, 1986-89
Career Per Game.....3.4, Loren Woods, 1999-2001 (186 in 55 games)

Minutes Played

Game.....50, Steve Kerr, at California, 1/12/1986 (2 ot)
Season.....1,317, Chase Budinger, 2008-09
Season Per Game.....38.1, Jason Gardner, 2001-02 (1298 in 34 games)
Career.....4,825, Jason Gardner, 1999-2003
Career Per Game.....35.5, Jason Gardner, 1999-2003 (4825 in 136 games)

Points Scored (FG/3FG/FT)

46	Ernie McCray vs. Cal State-LA, 2/6/60 (16/-/14)
45	Damon Stoudamire at Stanford, 1/14/95 (14/7/10)
44	Joe Skaisgir vs. Hardin-Simmons, 1/4/62 (17/-/19)
	Coniel Norman at Brigham Young, 1/24/74 (19/-/6)
41	Al Fleming vs. Detroit, 1/10/76 (14/-/13)
40	Khalid Reeves vs. Michigan, 12/30/93 (13/3/11)
	Damon Stoudamire at Washington St., 3/2/95 (15/4/6)
39	Al Fleming at San Diego State, 12/11/74 (16/-/7)
	Bob Elliott vs. Utah, 2/15/75 (16/-/7)
	Jerryd Bayless vs. Arizona State, 2/10/08 (12/6/9)
38	Eli Lazovich vs. Arizona State, 3/2/55 (12/-/14)
	Warren Rustand vs. Brigham Young, 1/15/65 (16/-/6)
	Bill Warner at New Mexico, 1/17/70 (16/-/6)
	Coniel Norman vs. Brigham Young, 2/24/73 (16/-/6)
	Bob Elliott vs. California (n), 12/27/74 (15/-/8)
	Bob Elliott vs. Arizona State, 2/12/74 (12/-/14)
	Larry Demic at UCLA, 2/17/79 (14/-/10)
	Ron Davis at UCLA, 2/12/81 (14/-/10)
37	Eric Money vs. Cal State-Bakersfield, 11/29/72 (14/-/9)
	Coniel Norman vs. Wyoming, 2/11/73 (17/-/3)
	Eric Money vs. Arizona State, 2/17/73 (13/-/11)
	Larry Demic vs. Southwestern Louisiana, 12/23/78 (17/-/3)
	Jason Terry at Oregon, 2/20/99 (11/5/10)
	Salim Stoudamire at Oregon, 2/19/04 (9/6/13)
	Salim Stoudamire vs. Washington, 3/12/05 (12/7/6)
	Ivan Radenovic at Stanford, 3/3/07 (12/2/11)
36	Phil Taylor vs. UNLV, 1/24/78 (16/-/4)
	Larry Demic vs. Washington, 3/11/79 (17/-/2)
	Sean Elliott vs. Pittsburgh, 12/30/88 (14/5/3)
35	Harold Tovrea vs. New Mexico Tech, 2/28/24 (unknown)
	Ernie McCray vs. Arizona State, 1/23/60 (12/-/11)
	Herman Harris vs. Utah, 1/20/77 (12/-/11)
	Herman Harris vs. Brigham Young, 1/22/77 (16/-/3)
	Joe Nehls vs. Stanford, 1/31/80 (14/-/7)
	Sean Elliott vs. Stanford, 1/9/87 (11/3/10)
	Sean Elliott vs. Stanford, 1/29/89 (9/5/12)

Rebounds

26	Bill Reeves vs. UC-Santa Barbara, 2/1/56
	Joe Skaisgir vs. Cal State-Los Angeles, 1/31/62
25	Bob Elliott vs. Arizona State, 2/2/74
	Kenney Davis vs. Arizona State, 2/5/77
23	Leo Johnson at San Jose State, 1/27/51
	Al Fleming vs. San Diego, 12/12/72
	Al Fleming vs. Old Dominion, 12/22/75
22	Ernie McCray vs. Cal State-LA, 2/26/58
	Jordan Hill vs. UAB, 11/18/08
21	Albert Johnson vs. Idaho State, 12/19/62
	Al Fleming at Columbia (n), 12/28/74

Assists

19	Russell Brown vs. Grand Canyon, 12/8/79
17	Russell Brown at California, 2/2/79
15	Russell Brown at Utah, 1/21/78
	Russell Brown vs. Southwestern Louisiana, 12/23/78
	Russell Brown vs. Midwestern, 12/4/79
14	Matt Othick vs. Northern Arizona, 12/18/91
	Damon Stoudamire vs. Oregon, 2/25/95
13	Eric Money at Brigham Young, 1/24/74
	Gilbert Myles vs. Purdue (n), 3/15/75
	Russell Brown at Wyoming, 2/24/78
	Russell Brown vs. Stanford, 1/4/79
	Russell Brown at Oregon State, 2/9/80
	Russell Brown vs. UCLA, 1/17/81
	Reggie Geary vs. Iowa (NCAA), 3/17/96
	Mike Bibby vs. Morgan State, 11/30/97

Freshman Single-Game Scoring (1972-73 to Present)

39	Jerryd Bayless vs. Arizona State, 2/10/08
38	Coniel Norman vs. Brigham Young, 2/24/73
	Bob Elliott vs. Arizona State, 2/2/74
37	Eric Money vs. Cal State Bakersfield, 11/29/72
	Coniel Norman vs. Wyoming, 2/11/73
	Eric Money vs. Arizona State (ot), 2/17/73
34	Coniel Norman vs. New Mexico, 1/6/73
33	Jerryd Bayless at Houston, 1/12/08
	Jerryd Bayless vs. California, 2/14/08
31	Jerryd Bayless vs. Stanford, 2/16/08

ARIZONA'S TRIPLE-DOUBLES

Since 1987, there have been 23 triple-doubles recorded by Pac-12 Conference members. Arizona leads the league with nine, ahead of California's five. Jason Kidd, Andre Iguodala, Loren Woods and Luke Jackson are the only individuals to register more than one in a career, while Kidd and Iguodala are the only pair to record more than one in a season. Here is the complete list (points-rebounds-assists unless indicated):

Player	Date	Stats	Opponent
Matt Muehlebach*	3/9/1990	10-11-10	USC
Chris Mills	12/18/1991	19-10-10	N. Arizona
Damon Stoudamire	2/25/1995	32-12-14	Oregon
Loren Woods	2/3/2000	16-10-14 (b)	Oregon
Loren Woods	1/13/2001	13-10-10 (b)	Washington
Luke Walton	1/17/2002	27-11-10	USC
Andre Iguodala	12/9/2003	13-13-10	Texas
Andre Iguodala	12/28/2003	13-11-11	Liberty
Andre Iguodala	2/14/2004	14-11-10	UCLA

* Pac-10 Tournament game / (b) indicates blocked shots

By School

Arizona	9
California	5
UCLA	3
Oregon	2
Arizona State	1
Oregon State	1
Stanford	1
Washington State	1
USC	1

TEAM RECORDS



SINGLE-GAME

Points Scored

UA 133 vs. Duquesne, 11/27/87 (133-78)
Opponent 129, New Mexico, 2/26/79 (98-129)
UA, Half 69 vs. Utah, 2/23/74 (2nd)
Opponent, Half 74, UCLA, 3/10/83 (2nd)
Both Teams 227 at Utah, 1/19/74 (106-121)
 227 at New Mexico, 2/26/79 (98-129)
Both Teams, Half 134 vs. Arizona State, 1954-55 (67-67, 2nd+ot)
 130 vs. Utah, 2/23/74 (69-61, 2nd)
 130 at California, 2/5/11 (63-67, 2nd+3ot)

Combined Score

227 at Utah 121, Arizona 106, 1/19/74
 227 at New Mexico 129, Arizona 98, 1/26/79
 226 Arizona 127, Arizona State 99, 1/15/98
 225 Arizona 114, at Wash. St. 111 (2ot), 3/2/95
 223 Arizona 114, UNLV 109 (ot), 3/18/1976 (NCAA)
 220 at Illinois 113, Arizona 107, 11/28/77
 215 Arizona State 110, Arizona 105, 2/17/73
 214 Arizona 122, Utah 92, 2/23/74
 214 Arizona 119, Michigan 95, 12/30/93

Victory Margin

Home 64 vs. Robert Morris, 12/28/96 (118-54)
Road 64 at New Mexico Tech, 1920-21 (75-11)

Defeat Margin

Home 41 vs. Santa Clara, 1/3/59 (38-79)
Road 74 at Utah, 12/9/55 (45-119)

Field Goals

UA 54 vs. Duquesne, 11/27/87 (86 att.)
Opponent 50, Utah, 1/19/74 (84 att.)
 50, UNLA, 12/19/78 (112 att.)
UA, Half 30 vs. Adams State, 12/8/76 (53 att./1st)
Opponent, Half 27, UNLV, 12/19/78 (44 att./2nd)
Both Teams 94 at Utah, 1/19/74 (UA 44/Utah 50)

Field Goal Attempts

UA 110 vs. Northern Arizona, 12/14/63 (43 made)
Opponent 118, Wichita State, 12/18/51 (29 made)
UA, Half 57 vs. Northern Arizona, 12/14/63 (24 made/2nd)
Opponent, Half 64, Utah, 2/23/73 (25 made/2nd)
Both Teams 202 vs. Utah, 1/14/67 (UA 92/Utah 110)

Field Goal Percentage

UA714 vs. Oregon State, 2/25/84 (25-of-35)
Opponent711, UCLA, 2/16/80 (32-of-45)
711, Oregon, 1/31/83 (27-of-38)
UA, Half821 at Washington, 1/10/98, (23-of-28/2nd)
Opponent, Half867, Oregon, 1/31/83 (13-of-15/2nd)

3-Point Field Goals

UA 16 at USC, 2/16/02 (29 att.)
Opponent 17, UCLA, 1/19/02 (33 att.)
UA, Half 10 at Oregon, 1/30/92 (14 att./1st)
Opponent, Half 11, East Tennessee State, 3/20/92 (19 att.)
 11, UCLA, 1/19/02 (17 att./1st)
Both Teams 31 vs. UCLA, 1/19/02 (UA 14, UCLA 17)

3-Point Field Goal Attempts

UA 38 vs. Kansas, 12/1/01 (14 made)
Opponent 43, Samford, 11/22/06 (14 made)
UA, Half 23 vs. Kansas, 12/1/01 (8 made/2nd)
Opponent, Half 23, Samford, 11/22/06 (4 made/1st)
Both Teams 68, UA (35) vs. UCLA (33), 1/19/02

3-Point Field Goal Percentage

UA857 vs. Arkansas-Little Rock, 12/16/87 (6-of-7)
Opponent800, Duquesne, 11/27/87 (4-of-5)
800, Stanford, 2/4/88 (4-of-5)
UA, Half 1.000 at Washington St., 12/22/87 (5-of-5/1st)
Opponent, Half 1.000, Iowa, 2/7/87 (5-of-5/2nd)
Both Teams769 at Stanford, 2/23/90 (UA 7-of-9, SU 3-of-4)

Free Throws

UA 43 vs. Illinois, 3/25/01 (56 att.)
Opponent 47, New Mexico, 2/26/79 (60 att.)
Both Teams 85 at New Mexico, 2/26/79 (UA 38, NM 47)

Free Throw Attempts

UA 56 vs. Illinois, 3/25/01 (43 made)
Opponent 79, Northern Arizona, 1/26/53 (46 made)
Both Teams 130 at Northern Arizona, 1/26/53 (UA 51, NAU 79)

Free Throw Percentage

UA 1.000 vs. Stanford, 2/5/05 (18-of-18)
 1.000 at California, 2/1/14 (16-of-16)
 1.000 vs. USC, 12/7/72 (13-of-13)
Min. 20963 vs. San Diego Navy, 12/15/51 (26-of-27)
Min. 30950 vs. Washington, 1/27/05 (38-of-40)
Opponent 1.000, Arizona State, 2/4/78 (19-of-19)
Min. 20960, Oregon, 3/4/00 (24-of-25)
Min. 30886, Utah, 1/21/78 (31-of-35)
Both Teams917 at California, 2/1/14 (UA 16-16; Cal 6-8)

Rebounds

UA 102 at Northern Arizona, 1/20/51
Opponent 79, UNLV, 12/19/78
Both Teams 137 at Utah, 3/3/67 (UA 66, Utah 71)
Margin For 84 at Northern Arizona, 1/20/51 (UA 102, NAU 18)
Margin Against 42 at New Mexico, 1/9/65 (UA 24, NM 66)

Personal Fouls

UA 50 at Northern Arizona, 2/26/53
Opponent 36, Illinois, 3/25/01
UA, Fewest 6 at Bradley, 12/30/63
 6 at Washington State, 2/12/00
Both Teams 84 at No. Arizona, 2/26/53 (UA 50, NAU 34)
Disqualified 7 at West Texas State, 2/14/52
Disqualified, Both Teams 12 at West Texas State, 2/14/52 (UA 7, WTSU 5)

Turnovers

UA (Fewest) 4 at UCLA, 3/3/86
 4 vs. UCLA, 2/10/90
 4 vs. Washington State, 2/13/92
UA (Most) 37 at New Mexico, 2/26/79
Opponent (Fewest) 4, Temple, 12/3/88
Opponent (Most) 34, Colorado 12/21/74

Steals

UA 19 vs. UCLA, 2/13/97
Opponent 20, Louisiana State, 12/8/90

SINGLE-SEASON

Points Scored

UA 3,234, 1987-88 (38 games)
Opponent 2,642, 2001-02 (34 games)
Margin For 22.9, 1987-88 (85.1 to 62.2)
Margin Against 15.7, 1958-59 (63.2 to 78.9)

Average Points Per Game

UA 90.8, 1997-98 (3,177 in 35 games)
Opponent 85.2, 1970-71 (2,216 in 26 games)

Field Goals

UA 1,147, 1987-88 (38 games)
UA Per Game 36.4, 1973-74 (946 in 26 games)
Opponent 1,038, 1975-76 (33 games)
Opponent Per Game 34.4, 1972-73 (895 in 26 games)

Field Goal Attempts

UA 2,350, 1997-98 (35 games)
UA Per Game 67.8, 1975-76
Opponent 2,336, 1975-76 (33 games)
Opponent Per Game 81.0, 1955-56 (2107 in 26 games)

Field Goal Percentage

UA, High545, 1987-88 (1147-of-2106)
UA, Low317, 1954-55 (597-of-1880)
Opponent, High504, 1979-80 (777-of-1540)
Opponent, Low301, 1950-51 (586-of-1944)

3-Point Field Goals

UA	296, 2010-11 (38 games)
UA Per Game	8.0, 1993-94 (279 in 35 games)
Opponent	291, 2008-09 (35 games)
Opponent Per Game	8.4, 2006-07 (260 in 31 games)

3-Point Field Goal Attempts

UA	787, 1993-94 (35 games)
UA Per Game	22.5, 1993-94 (787 in 35 games)
Opponent	833, 2008-09 (35 games)
Opponent Per Game	24.0, 2006-07 (743 in 31 games)

3-Point Field Goal Percentage

UA High	483, 1987-88 (254-of-526)
UA Low	319, 2005-06 (142-of-445)
Opponent High	362, 1986-87 (132-of-365)
Opponent Low	362, 2003-04 (243-of-671)
Opponent Low	285, 2011-12 (170-of-596)

Free Throws

UA	703, 2000-01 (940 att.)
UA Per Game	21.7, 1952-53 (585 made in 27 games)
Opponent	675, 1955-56 (26 games)
Opponent Per Game	26.0, 1955-56 (675 made in 26 games)

Free Throw Attempts

UA	967, 1990-91 (35 games)
UA Per Game	34.7, 1952-53 (938 in 27 games)
Opponent	958, 1952-53 (27 games)
Opponent Per Game	35.5, 1952-53 (958 in 27 games)

Free Throw Percentage

UA High	786, 2003-04 (511-of-650)
UA Low	578, 1945-46 (279-of-485)
Opponent High	734, 1955-56 (675-of-920)
Opponent Low	532, 1945-46 (322-of-605)

Rebounds

UA	1,786, 1950-51 (30 games)
UA Per Game	59.5, 1950-51 (1786 in 30 games)
Opponent	1,507, 1960-61 (26 games)
Opponent Per Game	58.0, 1960-61 (1507 in 26 games)
Margin For	19.3, 1950-51 (59.5 to 40.2)
Margin Against	7.2, 1960-61 (50.8 to 58.0)

Most Personal Fouls

UA	720, 1950-51 (30 games)
UA Per Game	24.0, 1950-51 (720 in 30 games)
Opponent	817, 2000-01 (36 games)
Opponent Per Game	22.8, 2001-02 (774 in 34 games)
UA Disqualifications	39, 1952-53
Opponent Disqualifications	38, 1974-75

Fewest Personal Fouls (Min. 24 games)

UA	425, 2006-07 (31 games)
UA Per Game	13.7, 2006-07 (425 in 31 games)
Opponent	361, 1967-68 (24 games)
Opponent Per Game	12.8, 1945-46 (385 in 30 games)
UA Disqualifications	6, 1987-88
Opponent Disqualifications	9, 1963-64

Turnovers

UA High	563, 1974-75 (26 games); 563, 1975-76 (33 games)
UA High Per Game	21.6, 1974-75 (563 in 26 games)
UA Low	331, 1979-80 (27 games)
UA Low Per Game	10.2, 2013-14 (387 in 38 games)
Opponent High	695, 1997-98 (35 games)
Opponent High Per Game	19.9, 1996-97 (678 in 34 games)
Opponent Low	379, 2006-07 (31 games)
Opponent Low Per Game	12.2, 2006-07 (379 in 31 games)

Assists

UA High	677, 1997-98 (35 games)
UA High Per Game	20.4, 1950-51 (613 in 30 games)
UA Low	273, 1951-52
UA Low Per Game	10.1, 1950-51 (273 in 27 games)
Opponent High	537, 1996-97
Opponent High Per Game	16.4, 1978-79 (443 in 27 games)
Opponent Low	300, 1983-84
Opp. Low Per Game	10.7, 1983-84 (300 in 28 games)

Steals

UA High	358, 1996-97
UA High Per Game	10.5, 1996-97 (358 in 34 games)
UA Low	170, 1981-82
UA Low Per Game	5.2, 2010-11 (197 in 38 games)
Opponent High	257, 1995-96
Opponent High Per Game	8.7, 1998-99 (251 in 29 games)
Opponent Low	127, 1979-80
Opponent Low Per Game	4.7, 1979-80 (127 in 27 games)

Blocked Shots

UA High	192, 1999-2000
UA High Per Game	5.8, 1989-90 (185 in 32 games)
UA Low	38, 1983-84
UA Low Per Game	1.4, 1983-84 (38 in 28 games)
Opponent High	141, 1996-97
Opponent High Per Game	4.2, 1994-95 (130 in 31 games)
Opponent Low	49, 1981-82
Opponent Low Per Game	1.4, 1987-88 (52 in 38 games)

General

Most Victories	35, 1987-88
Best Record	35-3 (.921), 1987-88

Consecutive Victories (all games)

.....	22, Began Feb. 7, 1914 (23-16 vs. Eastern Arizona J.C.), Ended Feb. 1, 1917 (19-28 at New Mexico)
-------	---

Consecutive Victories (collegiate)

.....	21, Began Nov. 8, 2013 (73-62 vs. Cal Poly), Ended Feb. 1, 2014 (58-60 at California)
-------	---

Consecutive Victories to Begin a Season (all games)

.....	21, Began Nov. 8, 2013 (73-62 vs. Cal Poly), Ended Feb. 1, 2014 (58-60 at California)
-------	---

Consecutive Victories to Begin a Season (collegiate)

.....	21, Began Nov. 8, 2013 (73-62 vs. Cal Poly), Ended Feb. 1, 2014 (58-60 at California)
-------	---

Consecutive Home Court Victories (all games)

.....	81, Began Dec. 14, 1945 (50-47 vs. Williams AFB), Ended Dec. 8, 1951 (57-76 vs. Kansas State)
-------	---

Consecutive Home Court Victories (collegiate)

.....	71, Began Dec. 4, 1987 (94-62 vs. Long Beach State), Ended Jan. 11, 1992 (87-89 vs. UCLA)
-------	---

Consecutive Road Victories (non neutral-site, all games)

.....	19, Began: Jan. 17, 1927 (28-24 at Alhambra A.C.), Ended: Feb. 15, 1929 (26-30 at Northern Arizona)
-------	---

Consecutive Road Victories (non neutral-site, collegiate)

.....	12, Began: Jan. 2, 2003 (81-72 at Oregon), Ended: Jan. 15, 2004 (90-99 at USC)
-------	--

Consecutive Losses

.....	16, 1958-59 (Dec. 19-Feb. 9)
-------	------------------------------

Consecutive Home Court Losses

.....	8, 1982-83 (Dec. 27-Feb. 19)
-------	------------------------------

Consecutive Road Losses

.....	17, 1982-84 (Nov. 26, 1982-Feb. 13, 1984)
-------	---

Overtime Periods

Most	3 vs. Bradley, 2/3/65 (W, 85-83)
.....	3 vs. Colorado, 12/20/65 (L, 73-79)
.....	3 vs. Utah, 2/23/73 (W, 101-95)
.....	3 at California, 2/5/11 (W, 107-105)
Points	20 vs. Stanford, 1/31/80 (W, 95-88)
Points, Opponent	14, UTER, 2/10/66 (L, 72-81)
.....	14, Utah, 2/23/73 (W, 101-95)
.....	14, Kansas, 11/25/07 (L, 76-72)

100-Point Games

Most, Season	8, 1990-91 (won 8, lost 0)
Consecutive, Season	3, 1972-73
Most, Season, Opponents	4, 1978-79 (won 0, lost 4)
Most, Season, Combined	9, 1973-74 (UA 6, Opp. 3)

INDIVIDUAL RECORDS

Points Scored

UA, Game..... 41, Al Fleming, vs. Detroit, 1/10/76
Opponent, Game..... 49, Jimmer Fredette, Brigham Young, 12/28/09
 45, Eric Murdock, Providence, 12/23/90
Half..... 33, Al Fleming, vs. Detroit, 1/10/76 (2nd)

Field Goals

Game..... 17, Coniel Norman, vs. Wyoming, 2/10/73
 17, Alan Cunningham, Colorado State, 2/24/77
 17, Larry Demic, vs. S.W. Louisiana, 12/23/78
 17, Larry Demic, vs. Washington, 3/1/79
Half..... 12, Bob Elliott, vs. Utah, 2/15/75 (2nd)
 12, Al Fleming, vs. Detroit, 1/10/76 (2nd)

Field Goal Attempts

Game..... 35, Freeman Williams, Portland State, 1/27/76 (16 made)
UA, Game..... 29, Herman Harris, vs. San Diego State, 1/6/77 (9 made)
Half..... 20, Freeman Williams, Portland State, 1/27/76 (2nd)

Field Goal Percentage

Game (Min. 10 att.)..... 1.000, Al Fleming, vs. Midwestern, 12/1/75 (10-of-10)
Game (10+ att.)..... .929, Khalid Reeves, vs. Michigan, 12/30/93 (13-of-14)
Half..... 1.000, Michael Dickerson, vs. Washington, 2/5/98 (11-of-11)

3-Point Field Goals

Game..... 9, Salim Stoudamire, vs. Oregon State, 2/20/05 (9-of-14)
Opponent, Game..... 9, Jimmer Fredette, Brigham Young, 12/28/09 (9-of-13)

Free Throws

Game..... 16, Jerryd Bayless, vs. Stanford, 2/16/08 (16 att.)
Opponent, Game..... 13, Eric Murdock, Providence, (18 att.)
Half..... 11, Herman Harris, vs. Utah, 1/20/77 (2nd, 12 att.)

Free Throw Attempts

Game..... 20, Bob Elliott, vs. Arizona State, 2/2/74 (14 made)
Opponent, Game..... 19, Butch Hayes, California, 1/30/82 (11 made)
Half..... 13, Bob Elliott, vs. Arizona State, 2/2/74 (2nd/9 made)
 13, Sean Elliott, vs. UNLV, 12/10/88 (2nd/10 made)

Free Throw Percentage

Min. 10 att...... 1.000, Jerryd Bayless, vs. Stanford, 2/16/08 (16-of-16)
 1.000, Nic Wise, vs. Washington, 1/29/09 (14-of-14)
 1.000, Jason Terry, vs. Washington, 1/1/99 (12-of-12)
 1.000, Nic Wise, vs. UNLV, 12/2/09 (12-of-12)
 1.000, Nic Wise, vs. Lipscomb, 12/21/09 (12-of-12)
 1.000, Derrick Williams, vs. Wash. State, 2/17/11 (12-of-12)
 1.000, Damon Stoudamire, vs. Oregon, 2/25/95 (11-of-11)
 1.000, Justin Wessel, vs. UCLA, 2/19/00 (10-of-10)

Rebounds

Game..... 25, Bob Elliott, vs. Arizona State, 2/2/74
 25, Kenny Davis, vs. Texas-El Paso, 2/11/77
Opponent, Game..... 22, Mark McNamara, California, 1/30/82
Half..... 15, Kenny Davis, vs. Texas-El Paso, 2/11/77 (2nd)

Assists

Game..... 19, Russell Brown, vs. Grand Canyon, 12/8/79
Opponent, Game..... 15, Darren Collison, UCLA vs. Arizona, 2/17/07
Half..... 12, Russell Brown, vs. Grand Canyon, 12/8/79 (2nd)

Steals

Game..... 9, Bennett Davison, vs. Stanford, 2/28/98
Opponent, Game..... 9, Robert Shepherd, Arkansas 12/6/92

Blocked Shots

Game..... 14, Loren Woods, vs. Oregon, 2/3/00

TEAM RECORDS

Most Points Scored

Game..... 127, Arizona vs. Arizona State (99), 1/5/98
Opponent, Game..... 110, Arizona State vs. UA (105), 2/17/73
Half..... 70, Arizona State vs. Arizona (49), 2/17/73 (2nd)
UA, Half..... 69, Arizona vs. Utah (61), 2/23/74 (2nd)
Overtime..... 20, Arizona vs. Stanford, 1/31/80

Fewest Points Scored

Game..... 25, Washington State, 1/2/14
Half..... 7, Washington State, 1/2/14
UA, Half..... 16, vs. UNLV (31), 12/3/81 (2nd)

Point Margin

Game..... 64, Arizona vs. Robert Morris (118-54), 12/28/96
Half..... 41, Arizona (67) vs. Adams State (26), 12/8/76 (1st)
Opponent, Game..... 30, Brigham Young (99) vs. UA (69), 12/28/09

Most Field Goals

Game..... 55, Arizona vs. Midwestern, 12/1/75 (79 att.)
Opponent, Game..... 51, UCLA vs. Dayton, 3/14/74 (97 att.)
Half..... 30, Arizona vs. Adams State, 12/8/76 (1st)

Fewest Field Goals

Game..... 9, Washington State, 1/2/14
Half..... 2, Washington State, 1/2/14 (1st)
UA, Half..... 7, vs. Oregon, 2/21/85

Most Field Goal Attempts

Game..... 106, Utah vs. Arizona, 2/23/74 (42 made)
UA, Game..... 102, vs. Adams State, 12/8/76 (52 made)
Half..... 64, Utah vs. Arizona, 2/2/73 (2nd)
UA, Half..... 53, vs. Adams State, 12/8/76 (1st)

Fewest Field Goal Attempts

Game..... 35, Arizona vs. Oregon State, 2/25/84 (25 made)
Opponent, Game..... 38, Bethune-Cookman, 11/23/10 (13 made)
Half..... 15, Oregon, 1/31/83 (2nd)
UA, Half..... 16, vs. Oregon State, 2/25/84

Highest Field Goal Percentage

Game..... .714, Arizona vs. Oregon State, 2/25/84 (25-of-35)
Opponent, Game..... .711, UCLA, 2/16/80 (32-of-45)
711, Oregon, 1/31/83 (27-of-38)
Half..... .867, Oregon, 1/31/83 (13-of-15/2nd)
UA, Half..... .750, vs. Arkansas-Little Rock, 12/16/87 (9-of-12/1st)

Lowest Field Goal Percentage

Game..... .200, Washington State, 1/2/14 (9-of-45)
UA, Game..... .320, vs. Oregon, 1/20/80 (24-of-75)
Half..... .100, Washington State, 1/2/14 (2-of-20/1st)

Most 3-Point Field Goals

Game..... 18, Florida vs. Robert Morris, 12/30/96 (35 att.)
UA, Game..... 15, vs. Oregon, 1/30/92 (24 att.)
 15, vs. Washington State, 1/26/12 (26 att.)
Half..... 11, Pepperdine vs. West Virginia, 12/30/01 (1st/14 att.)
 11, UCLA vs. Arizona, 1/19/02 (1st/17 att.)
UA, Half..... 10, vs. Oregon, 1/30/92 (1st/14 att.)

Fewest 3-Point Field Goals

Game..... 0, Oregon State vs. Arizona, 2/14/87 (9 att.)
 0, Southwest Missouri State vs. Seton Hall, 3/17/89 (4 att.)
 0, Washington vs. Arizona, 2/15/92 (6 att.)
 0, California vs. Arizona, 1/2/97 (7 att.)
UA, Game..... 0, vs. Saint Mary's, 12/10/05 (10 att.)
Half..... 0, Many, last, Arizona vs. Saint Mary's, 12/10/05 (2nd/2 att.)

Most 3-Point Field Goal Attempts

Game..... 43, Samford vs. Arizona, 11/22/06 (made 14)
UA, Game..... 38, vs. Kansas, 12/1/01 (made 14)
Half..... 23, LaSalle, 12/12/94 (2nd/made 6)
 23, vs. Kansas, 12/1/01 (2nd/made 8)
 23, Samford, 11/22/06 (made 4)

Fewest 3-Point Field Goal Attempts

Game..... 4, Penn State vs. Wake Forest, 12/28/89 (made 2)
 4, West Virginia vs. LaSalle, 12/28/92 (made 2)
UA, Game..... 5, vs. Utah, 12/6/86 (made 3)
Half..... 0, UCLA vs. Iowa State, 3/19/93 (1st)
 0, Penn State vs. Wake Forest, 12/28/89 (2nd)
UA, Half..... 1, vs. UCLA, 1/11/87 (2nd/made 0)
 1, vs. Western Illinois, 11/25/90 (1st/made 1)

Highest 3-Point Field Goal Percentage

Game..... 1.000 (5-5), Texas Tech vs. UNC Charlotte, 12/27/86
(Min. 10 att.)..... .800 (8-10), vs. Stanford, 12/30/06
(Min. 15 att.)..... .688 (11-16), vs. Oklahoma, 12/5/10
(Min. 20 att.)..... .650 (13-20), vs. UCLA, 1/20/96
Half..... 1.000 (5-5), Iowa, 2/7/87 (2nd)
UA, Half..... 1.000 (3-3), vs. Oregon State, 1/14/89 (1st)
(Min. 5 made)..... .889 (8-9), vs. USC, 1/21/95 (1st)
(Min. 10 made)..... .714 (10-14), vs. Oregon, 1/30/92 (1st)

Lowest 3-Point Field Goal Percentage

Game..... .000 (0-10), Arizona vs. Saint Mary's, 12/10/05
..... .000 (0-7), California vs. Arizona, 1/2/97
..... .000 (0-6), Washington vs. Arizona, 2/15/92
..... .000 (0-4), Southwest Missouri State vs. Seton Hall, 3/17/89
(Most att.)..... .000 (0-10), Arizona vs. Saint Mary's, 12/10/05
(Min. 20 att.)..... .100 (2-20), Winthrop vs. Oklahoma, 3/16/00
Half..... .000 (0-8), many, last, Arizona vs. Saint Mary's, 12/10/05 (1st)
(Most att.)..... .000 (0-15), Oregon vs. Arizona, 3/9/91 (2nd)

Most Free Throws

UA, Game..... 41, vs. Washington, 1/29/09 (51 att.)
Game..... 35, Oregon State, 2/8/79 (42 att.)
..... 35, California, 2/7/93 (42 att.)
Half..... 34, vs. Washington, 1/29/09 (2nd/40 att.)
Opponent, Half..... 22, Oregon State, 2/8/79 (1st)

Fewest Free Throws

Game..... 1, Fresno State, 12/16/07
..... 1, Oregon State, 1/10/09
UA, Game..... 3, vs. Marquette, 1/8/94 (6 att.)
Half..... 0, Nine times, last, Oregon State, 1/10/09 (0 att./1st)
..... Last time by Arizona vs. USC, 1/6/83 (3 att./1st)

Most Free Throw Attempts

Game..... 51, Arizona vs. Washington, 1/29/09 (41 made)
Opponent, Game..... 46, Utah vs. Michigan State, 3/17/91 (28 made)
Half..... 40, Arizona vs. Washington, 1/29/09 (34 made/2nd)

Fewest Free Throw Attempts

Game..... 3, Fresno State, 12/16/07 (1 made)
..... 3, Oregon State, 1/10/09 (1 made)
UA, Game..... 8, vs. Utah, 2/16/78 (7 made)
Half..... 0, San Francisco vs. New Mexico, 3/14/74 (1st)
..... 0, Washington, 1/12/84 (1st)
..... 0, Oregon State, 1/10/09 (1st)

Highest Free Throw Percentage

Game..... 1.000, vs. Stanford, 2/5/05 (18-of-18)
Game (Min. 20 att.)..... .952, Midwestern, 12/2/75 (20-of-21)
UA, Game (Min. 20 att.)..... .950, vs. Washington, 1/27/05 (38-of-40)

Lowest Free Throw Percentage

Game..... .278, vs. Nevada-Las Vegas, 12/3/81 (5-of-18)

Most Rebounds

Game..... 75, Arizona vs. Adams State, 1/8/76
Opponent, Game..... 60, San Diego State, 1/6/77
Half..... 42, Arizona vs. Utah, 2/23/73 (2nd)

Fewest Rebounds

Game..... 19, Arizona vs. Oregon State 2/8/79
..... 19, Arkansas-Little Rock, 12/16/87
..... 19, Arizona vs. Northern Arizona, 12/16/10
Opponent, Game..... 20, Colorado State, 1/30/76
..... 20, Oregon, 1/31/83
Half..... 7, New Mexico, 12/22/78 (2nd)
..... 7, vs. Oregon State, 2/8/79 (2nd)

Rebound Margin

Game..... 40, Arizona (64) vs. Northern Arizona (24), 1/19/74

Most Personal Fouls

Game..... 35, Arizona State, 2/17/73
..... 35, Duke, 2/24/91 (2ot)
UA, Game..... 31, vs. California, 1/30/82
Half..... 25, Washington, 1/29/09
UA, Half..... 21, vs. Arizona State, 2/17/73 (2nd)

Fewest Personal Fouls

Game..... 6, Arizona vs. New Mexico, 11/10/88
Opponent, Game..... 10, three times, last, UW-Green Bay vs. Michigan State, 3/15/91
Half..... 2, Utah vs. St. John's, 3/12/77 (1st)
..... 2, Arizona vs. Tennessee, 12/23/83 (1st)

Players Disqualified

Game..... 4, Five times, last, by Maryland vs. Rutgers, 12/28/91

GAME RECORDS — BOTH TEAMS

Most Points Scored

Game..... 226, Arizona (127) vs. Arizona State (99), 1/15/98
Half..... 130, Arizona (69) vs. Utah (61), 2/23/74 (2nd)
Overtime..... 33, Arizona (20) vs. Stanford (13), 1/31/80

Fewest Points Scored

Game..... 83, Oregon (43) vs. Arizona (40), 2/21/85
Half..... 37, Oregon (20) vs. Arizona (17), 2/21/85

Most Field Goals

Game..... 91, UCLA (51) vs. Dayton (40), 3/14/74
Half..... 51, UCLA (23) vs. Dayton (28), 3/14/74 (2nd)

Fewest Field Goals

Game..... 36, Arizona (18) vs. San Diego State (18), 12/23/82
Half..... 13, Arizona (9) vs. Arizona State (4), 2/13/91 (1st)

Most Field Goal Attempts

Game..... 185, Arizona (95) vs. Portland State (90), 1/30/76
Half..... 110, Arizona (46) vs. Utah (64), 2/23/73

Fewest Field Goal Attempts

Game..... 81, Arizona (36) vs. USC (45), 2/27/84
Half..... 36, Arizona (12) vs. Arkansas-Little Rock (24), 12/16/87 (1st)

Highest Field Goal Percentage

Game..... .663, Arizona (32-of-51) vs. Oregon (27-of-38), 1/31/83, (57-of-89)
Half..... .733, Arizona (20-of-31) vs. Oregon (13-of-15), 1/31/83 (33-of-45)

Most Free Throws

Game..... 57, Arizona (29) vs. Arizona State (28), 2/27/73
Half..... 37, Arizona (15) vs. Oregon State (22), 2/8/79 (2nd)

Most Free Throw Attempts

Game..... 82, Arizona (45) vs. Arizona State (37), 2/17/73
Half..... 56, Arizona (40) vs. Washington (16), 1/29/09 (2nd)

Free Throw Percentage

Highest..... .928, UW-Green Bay (7-of-7) vs. Michigan St. (6-of-7), 3/15/91 (13-of-14)
Lowest..... .454, Arizona (7-of-18) vs. Stanford (8-of-15), 2/1/82 (15-of-33)

Most Rebounds

Game..... 118, Arizona (65) vs. Detroit (53), 1/10/76
Half..... 76, Arizona (42) vs. Utah (34), 2/23/73

Fewest Rebounds

Game..... 41, Arizona (21) vs. Oregon (20), 1/31/83
Half..... 19, Arizona (11) vs. Arkansas-Little Rock (8), 12/16/87 (1st)

Most Personal Fouls

Game..... 65, Arizona (30) vs. Arizona State (35), 2/17/73
Half..... 42, Arizona (21) vs. Arizona State (21), 2/17/73 (2nd)

Fewest Personal Fouls

Game..... 20, Wisconsin-Green Bay (10) vs. Michigan State (10), 3/15/91
Half..... 7, Arizona (3) vs. Colorado State (4), 1/27/78 (1st)
..... 7, Arizona (2) vs. Tennessee (5), 12/23/83 (1st)

Longest Game

3 Overtimes..... Arizona (101) vs. Utah (95), 2/23/73
..... UCLA (111) vs. Dayton (100), 3/14/74

Points Scored

Game	45, Damon Stoudamire, at Stanford, 1/14/95
Half	33, Damon Stoudamire, at Washington State, 3/2/95 (2nd+2ot)
	27, Damon Stoudamire, at Arizona St., 3/12/94 (2nd)
Season	417, Khalid Reeves, 1993-94
Career	1,331, Sean Elliott, 1986-89

Points Per Game

Season	23.2, Khalid Reeves, 1993-94
Career (Min. 2 years)	20.2, Joe Nehls, 1978-80

Field Goals

Game	17, Larry Demic, vs. Washington, 3/11/79 (27 att.)
Season	160, Ron Davis, 1980-81 (315 att.)
Career	463, Sean Elliott, 1986-89 (932 att.)

Field Goal Attempts

Game	31, Jason Terry at Washington, 2/4/99 (12 made)
Season	315, Ron Davis, 1980-81 (160 made)
Career	932, Sean Elliott, 1986-89 (463 made)

Field Goal Percentage

Game (Min. 10 att.)933, Brian Williams at UCLA, 2/10/91 (14-of-15)
Half (Min. 10 att.)	1.000, Larry Demic vs. Oregon State, 2/8/79 (10-of-10)
Season694, Brian Williams, 1990-91 (102-of-147)
Career622, Pete Williams, 1983-85 (179-of-288)

3-Point Field Goals

Game	9, Salim Stoudamire, vs. Oregon State, 2/20/05 (14 att.)
Season	66, Damon Stoudamire, 1994-95 (148 att.)
Career	196, Salim Stoudamire, 2001-05 (407 att.)

3-Point Field Goal Attempts

Game	15, Damon Stoudamire, vs. California, 2/12/95 (4 made)
Season	148, Damon Stoudamire, 1994-95 (66 made)
Career	446, Jason Gardner, 1999-2003 (162 made)

3-Point Field Goal Percentage

Game (Min. 5 atts.)	1.000, Gilbert Arenas, at Washington State, 1/11/01 (6-of-6)
	1.000 Steve Kerr, at Oregon State 1/14/88 (5-of-5)
	1.000, Matt Muehlebach, vs. UCLA, 1/12/91 (5-of-5)
	1.000, Gilbert Arenas, at USC, 2/17/01 (5-of-5)
Half (Min. 5 atts.)	1.000, Salim Stoudamire, at Oregon, 2/19/04 (5-of-5/1st)
Season652, Steve Kerr, 1987-88 (60-of-92)
Career652, Steve Kerr, 1988 (60-of-92)

Free Throws

Game	17, Miles Simon, at Washington St. (Spokane), 1/8/98 (18 att.)
Half	14, Miles Simon at Washington St. (Spokane), 1/8/98 (14 att.)
Season	112, Khalid Reeves, 1993-94 (143 att.)
Career	333, Sean Elliott, 1986-89 (421 att.)

Free Throw Attempts

Game	22, Derrick Williams, vs. California, 1/6/11 (16 made)
Season	159, Derrick Williams, 2011-12 (111 made)
Career	421, Sean Elliott, 1986-89 (333 made)

Free Throw Percentage

Game (min. 10 att)	1.000, Jerryd Bayless, vs. Stanford, 2/16/08 (16-of-16)
	1.000, Nic Wise, vs. Washington, 1/29/09 (14-of-14)
	1.000, Dylan Rigdon, at USC, 1/22/94 (12-of-12)
	1.000, Jason Terry, vs. Washington, 1/9/99 (12-of-12)
	1.000, Kyle Fogg, at Oregon, 1/16/10 (12-of-12)
	1.000, Derrick Williams, vs. Wash. State, 2/17/11 (12-of-12)
	1.000, Kaleb Tarczewski vs. California, 2/11/14 (12-of-12)
	1.000, Damon Stoudamire, vs. Oregon, 2/25/95 (11-of-11)
	1.000, Ivan Radenovic, at Stanford, 3/2/07 (11-of-11)
	1.000, Justin Wessel, vs. UCLA, 2/19/00 (10-of-10)
	1.000, Michael Wright, at Oregon, 3/4/00 (10-of-10)
	1.000, Jerryd Bayless, at Oregon State, 3/6/08 (10-of-10)
Season964, Dylan Rigdon, 1993-94 (53-of-55)
Career967, Dylan Rigdon, 1992-94 (58-of-60)

Rebounds

Game	19, A.J. Bramlett, vs. Stanford, 2/28/98
	19, Derrick Williams, at Washington State, 1/22/11
Season	200, Ben Davis, 1995-96
Season Per Game	11.1, Ben Davis, 1995-96 (200 in 18 games)
Career	471, Anthony Cook, 1986-89

Personal Fouls

Season	71, Greg Cook, 1981-82 (18 games)
Season Per Game	3.9, Greg Cook, 1981-82 (71 in 18 games)
Season Disqualifications	7, Greg Cook, 1981-82 (18 games)
Career	185, Frank Smith, 1979-83 (72 games)

Assists

Game	17, Russell Brown, at California, 1/6/79
Half	11, Russell Brown, at California, 1/6/79 (1st)
Season	164, Russell Brown, 1978-79 (18 games)
Season Per Game	9.1, Russell Brown, 1978-79 (164 in 18 games)
Career	410, Russell Brown, 1978-81 (63 games)

Steals

Game	8, Bennett Davison, vs. Stanford, 2/28/98
Season	49, Hassan Adams, 2005-06 (18 games)
Season Per Game	2.7, Hassan Adams, 2005-06 (49 in 18 games)
Career	140, Hassan Adams, 2002-06 (72 games)

Blocked Shots

Game	14, Loren Woods, vs. Oregon, 2/3/00
Season	56, Loren Woods, 1999-2000
Career	161, Anthony Cook, 1986-89

Minutes Played

Game	50, Steve Kerr, at California, 1/12/86 (2 ot)
Season	711, Steve Kerr, 1985-86 (18 games)
Career	2,565, Jason Gardner, 1999-2003 (72 games)

ARIZONA'S RING OF HONOR

A total of 22 Wildcats have earned entry into McKale Center's Ring of Honor, the display of names that begins in the southeast corner of the building's rafters. In order to join this elite group, players must meet at least one of the following six criteria: 1.) First-team All-America recognition by one or more of the major national organizations or media; 2.) Major national "player of distinction," i.e. the Wooden Award or other honor of significance; 3.) Pac-12 Player of the Year or Pac-12 Freshman of the Year; 4.) Arizona career leader in three or more major positive career categories at the conclusion of his collegiate career and must hold the career record for a minimum of five years (excluding single-game records); 5.) Ten or more years of experience in the NBA or selection as an All-Star or an All-Pro; 6.) Olympic medalist.

Here are the 22 players listed in order of enshrinement:

Bob Elliott, C, 1974-77
 Steve Kerr, G, 1984-88
 Sean Elliott, G/F, 1986-89
 Jud Buechler, F, 1987-90
 Sean Rooks, C, 1989-92
 Chris Mills, F/G, 1991-93
 Khalid Reeves, G, 1991-94
 Damon Stoudamire, G, 1992-95
 Miles Simon, G, 1995-98
 Jason Terry, G, 1996-99
 Mike Bibby, G, 1997-98
 Michael Wright, F, 1999-2001
 Richard Jefferson, F, 1999-2001
 Jason Gardner, G, 2000-03
 Luke Walton, F, 2000-03
 Salim Stoudamire, G, 2002-05
 Gilbert Arenas, G, 2000-01
 Chase Budinger, F, 2007-09
 Derrick Williams, F, 2010-11
 Andre Iguodala, F, 2003-04
 Aaron Gordon, 2014
 Nick Johnson, 2012-14

Points Scored

	Pts.	Player	Years
1.	2,555	Sean Elliott	1985-89
2.	2,125	Bob Elliott	1973-77
3.	1,984	Jason Gardner	1999-2003
4.	1,960	Salim Stoudamire	2001-05
5.	1,925	Khalid Reeves	1990-94
6.	1,849	Damon Stoudamire	1991-95
7.	1,818	Hassan Adams	2002-06
8.	1,791	Michael Dickerson	1994-98
9.	1,789	Channing Frye	2001-05
10.	1,765	Al Fleming	1972-76

Scoring Average

	Avg.	Player	Years
1.	23.9	Coniel Norman	1973-74
2.	19.9	Joe Skaisgir	1960-62
3.	19.2	Sean Elliott	1986-89
4.	18.7	Bill Warner	1969-71
	18.7	Bob Elliott	1974-77
6.	18.6	Eric Money	1972-74
7.	17.8	Ernie McCray	1957-60
	17.8	Derrick Williams	2009-11
9.	17.2	Chris Mills	1991-93
10.	17.0	Chase Budinger	2006-09

Field Goals

	FG	Player	Years
1.	892	Sean Elliott	1986-89
2.	808	Bob Elliott	1974-77
3.	750	Hassan Adams	2002-06
4.	707	Channing Frye	2001-05
5.	688	Al Fleming	1973-76
6.	668	Michael Dickerson	1994-98
7.	646	Khalid Reeves	1991-94
8.	629	Anthony Cook	1986-89
9.	615	Chris Mills	1991-93
	615	Salim Stoudamire	2001-05

Field Goal Attempts

	FGA	Player	Years
1.	1,750	Sean Elliott	1986-89
2.	1,512	Bob Elliott	1974-77
3.	1,503	Hassan Adams	2002-06
4.	1,460	Michael Dickerson	1994-98
5.	1,447	Jason Gardner	1999-2003
6.	1,349	Khalid Reeves	1991-94
7.	1,343	Damon Stoudamire	1992-95
8.	1,306	Salim Stoudamire	2001-02
9.	1,276	Chase Budinger	2006-09
10.	1,263	Bill Warner	1968-71

Field Goal Percentage (Min. 4 made per game)

	Pct.	Player (FG-FGA)	Years
1.	.613	Joseph Blair (470-767)	1992-96
2.	.605	Pete Williams (296-489)	1984-85
3.	.591	Brian Williams (325-550)	1990-91
4.	.586	Derrick Williams (388-662)	2009-11
5.	.583	Al Fleming (688-1181)	1973-76
6.	.578	Jordan Hill (494-855)	2006-09
7.	.575	Anthony Cook (629-1094)	1986-89
	.575	Michael Wright (527-917)	1998-2001
9.	.562	Channing Frye (707-1257)	2001-05
10.	.558	Sean Rooks (550-986)	1988-92

3-Point Field Goals

	FG	Player	Years
1.	342	Salim Stoudamire	2001-05
2.	318	Jason Gardner	1999-2003
3.	272	Damon Stoudamire	1992-95
4.	193	Jason Terry	1996-99
	193	Kyle Fogg	2008-12
6.	191	Matt Othick	1989-92
7.	190	Chase Budinger	2006-09
8.	186	Khalid Reeves	1991-94
9.	176	Miles Simon	1994-98
10.	163	Matt Muehlebach	1988-91

3-Point Field Goal Attempts

	FGA	Player	Years
1.	875	Jason Gardner	1999-2003
2.	747	Salim Stoudamire	2001-05
3.	677	Damon Stoudamire	1992-95
4.	514	Jason Terry	1996-99
5.	496	Chase Budinger	2006-09
6.	489	Khalid Reeves	1991-94
7.	485	Matt Othick	1989-92
8.	478	Kyle Fogg	2008-12
9.	470	Miles Simon	1994-98
10.	417	Michael Dickerson	1994-98

3-Point Field Goal Percentage (Min. 100 att.)

	Pct.	Player (3FG-FGA)	Years
1.	.573	Steve Kerr (114-199)	1984-88
2.	.458	Salim Stoudamire (342-747)	2001-05
3.	.428	Sean Elliott (140-327)	1986-89
4.	.424	Harvey Mason (50-118)	1987-90
5.	.419	Matt Muehlebach (199-251)	1988-91
6.	.411	Craig McMillan (109-265)	1985-88
	.411	Brendon Lavender (108-263)	2008-12
8.	.404	Kyle Fogg (193-478)	2008-12
9.	.402	Damon Stoudamire (272-677)	1992-95
10.	.395	Nic Wise (160-405)	2006-10

Free Throws

	FT	Player	Years
1.	623	Sean Elliott	1986-89
2.	516	Jason Gardner	1999-2003
3.	515	Bob Elliott	1974-77
4.	447	Khalid Reeves	1991-94
5.	436	Michael Wright	1998-2001
6.	405	Derrick Williams	2009-11
7.	402	Miles Simon	1994-98
8.	392	Sean Rooks	1988-92
9.	389	Al Fleming	1973-76
10.	388	Salim Stoudamire	2001-05

Free Throw Attempts

	FTA	Player	Years
1.	786	Sean Elliott	1986-89
2.	767	Bob Elliott	1974-77
3.	663	Jason Gardner	1999-2003
4.	590	Sean Rooks	1988-92
5.	586	Khalid Reeves	1991-94
6.	582	Michael Wright	1998-2001
7.	563	Derrick Williams	2009-11
8.	537	Ernie McCray	1957-60
9.	524	Miles Simon	1994-98
10.	522	Al Fleming	1973-76

Free Throw Percentage

	Pct.	Player (FT-FTA)	Years
1.	.872	Dylan Rigdon (95-109)	1993-94
2.	.870	Salim Stoudamire (388-446)	2001-05
3.	.855	Joe Nehls (271-317)	1976-80
4.	.839	Jerryd Bayless (187-223)	2007-08
	.839	Nic Wise (329-392)	2006-10
6.	.837	Bob Spahn (123-147)	1963-66
7.	.824	Mickey Foster (244-296)	1967-70
8.	.815	Steve Kerr (225-276)	1984-88
9.	.814	Warren Rustand (240-295)	1962-65
10.	.804	Damon Stoudamire (349-434)	1992-95

Rebounds

	Reb.	Player	Years
1.	1,190	Al Fleming	1973-76
2.	1,083	Bob Elliott	1974-77
3.	975	Channing Frye	2001-05
4.	861	Anthony Cook	1986-89
5.	837	Bill Reeves	1954-57
6.	832	Michael Wright	1998-2001
7.	824	Ernie McCray	1957-60
8.	817	A.J. Bramlett	1996-99
9.	808	Sean Elliott	1986-89
10.	773	Solomon Hill	2009-13

CAREER LEADERS



Rebound Average (Min. 250 rebounds)

	Avg.	Player	Years
1.	11.2	Joe Skaisgir	1960-62
2.	10.8	Ernie McCray	1957-60
3.	10.7	Bill Reeves	1954-57
4.	10.4	Al Fleming	1973-76
5.	9.9	Albert Johnson	1962-65
6.	9.5	Eddie Myers	1968-71
	9.5	Bob Elliott	1973-77
8.	9.2	Pete Williams	1983-85
9.	9.1	Bill Davis	1966-68
10.	8.4	Michael Wright	1998-2001

Assists

	No.	Player	Years
1.	810	Russell Brown	1978-81
2.	670	Mustafa Shakur	2004-07
3.	663	Damon Stoudamire	1992-95
4.	622	Jason Gardner	2000-03
5.	582	Luke Walton	2000-03
6.	560	Reggie Geary	1993-96
7.	552	Matt Othick	1989-92
8.	493	Jason Terry	1996-99
9.	458	Matt Muehlebach	1988-91
10.	455	Miles Simon	1995-98

Steals

	No.	Player	Years
1.	245	Jason Terry	1996-99
2.	238	Hassan Adams	2003-06
3.	225	Jason Gardner	2000-03
4.	208	Reggie Geary	1993-96
5.	200	Ken Lofton	1986-89
6.	187	Khalid Reeves	1991-94
7.	177	Russell Brown	1978-81
8.	174	Damon Stoudamire	1992-95
9.	167	Nic Wise	2007-10
10.	164	Mike Bibby	1997-98

Blocked Shots

	No.	Player	Years
1.	278	Anthony Cook	1986-89
2.	258	Channing Frye	2002-05
3.	186	Loren Woods	2000-01
4.	167	Ed Stokes	1990-93
5.	142	Sean Rooks	1989-92
6.	140	Jordan Hill	2007-09
7.	104	A.J. Bramlett	1996-99
8.	101	Joseph Blair	1993-96
9.	85	Hassan Adams	2003-06
10.	84	Frank Smith	1980-83

Games Played

	GP	Player	Years
1.	139	Kyle Fogg	2009-12
	139	Solomon Hill	2010-13
3.	136	Jason Gardner	2000-03
	136	Jordin Mayes	2011-14
5.	133	Sean Elliott	1986-89
	133	Anthony Cook	1986-89
	133	Channing Frye	2002-05
8.	131	Jud Buechler	1987-90
	131	Mustafa Shakur	2004-07
10.	130	Michael Dickerson	1995-98
	130	Eugene Edgeron	1997-01
	130	Craig McMillan	1985-88
	130	Hassan Adams	2003-06

Games Started

	GS	Player	Years
1.	135	Jason Gardner	2000-03
2.	133	Sean Elliott	1986-89
3.	129	Mustafa Shakur	2004-07
	129	Solomon Hill	2010-13
5.	123	Anthony Cook	1986-89
6.	119	Channing Frye	2002-05
	119	Kyle Fogg	2009-12
8.	117	Salim Stoudamire	2002-05
9.	109	Craig McMillan	1985-88
10.	103	Frank Smith	1980-83

Minutes Played

	Min.	Player	Years
1.	4,825	Jason Gardner	2000-03
2.	4,499	Sean Elliott	1986-89
3.	4,136	Steve Kerr	1984-88
4.	4,070	Mustafa Shakur	2004-07
5.	4,037	Anthony Cook	1986-89
6.	4,030	Solomon Hill	2010-13
7.	3,848	Salim Stoudamire	2002-05
8.	3,829	Kyle Fogg	2009-12
9.	3,686	Channing Frye	2002-05
10.	3,666	Damon Stoudamire	1992-95

Average Minutes Per Game (Min. 50 games played)

	Avg.	Player	Min.	GP	Years
1.	35.5	Jason Gardner	4,825	136	2000-03
2.	35.4	Chase Budinger	3,541	100	2007-09
3.	33.8	Sean Elliott	4,499	133	1986-89
4.	33.2	Russell Brown	3,552	107	1978-81
5.	32.4	Frank Smith	3,537	109	1980-83
	32.4	Mike Bibby	2,234	69	1997-98
7.	32.1	Steve Kerr	4,136	129	1984-88
8.	31.1	Mustafa Shakur	4,070	131	2004-07
9.	30.9	Loren Woods	1,699	55	2000-01
	30.9	Nick Johnson	3,337	108	2012-14

Points Scored

	Pts.	Player	Year
1.	848	Khalid Reeves	1993-94
2.	743	Sean Elliott	1987-88
3.	741	Derrick Williams	2010-11
4.	735	Sean Elliott	1988-89
5.	692	Jason Gardner	2001-02
6.	684	Damon Stoudamire	1994-95
7.	677	Bob Elliott	1974-75
8.	662	Salim Stoudamire	2004-05
9.	642	Michael Dickerson	1996-97
10.	639	Damon Stoudamire	1993-94

Scoring Average

	Avg.	Player	Year
1.	24.2	Khalid Reeves	1993-94
2.	24.0	Coniel Norman	1972-73
3.	23.9	Ernie McCray	1959-60
4.	23.8	Coniel Norman	1973-74
5.	23.3	Bob Elliott	1974-75
6.	22.8	Damon Stoudamire	1994-95
7.	22.2	Sean Elliott	1988-89
8.	21.9	Jason Terry	1998-99
9.	20.9	Bob Warner	1970-71
10.	20.4	Chris Mills	1991-93
	20.4	Jason Gardner	2001-02

Field Goals

	FG	Player	Year
1.	276	Khalid Reeves	1993-94
2.	273	Bob Elliott	1974-75
3.	264	Coniel Norman	1973-74
4.	263	Sean Elliott	1987-88
5.	252	Jordan Hill	2008-09
6.	242	Coniel Norman	1972-73
7.	241	Michael Dickerson	1997-98
8.	237	Sean Elliott	1988-89
	237	Anthony Cook	1988-89
10.	235	Herman Harris	1976-77

Field Goal Attempts

	FGA	Player	Year
1.	572	Khalid Reeves	1993-94
2.	565	Michael Dickerson	1996-97
3.	528	Leon Blevins	1949-50
4.	525	Coniel Norman	1973-74
5.	520	Joe Skaisgir	1961-62
6.	510	Herman Harris	1976-77
7.	507	Bob Elliott	1974-75
8.	494	Sean Elliott	1988-89
9.	490	Hassan Adams	2005-06
10.	484	Damon Stoudamire	1993-94

Field Goal Percentage (Min. 4 made per game)

	Pct.	Player (FG-FGA)	Year
1.	.667	Al Fleming (136-204)	1973-74
2.	.629	Anthony Cook (237-377)	1988-89
3.	.620	Jordan Hill (184-297)	2007-08
4.	.619	Brian Williams (195-315)	1990-91
5.	.618	Anthony Cook (201-325)	1987-88
6.	.607	Pete Williams (145-239)	1984-85
	.607	Jud Buechler (139-229)	1988-89
	.607	Joseph Blair (153-252)	1993-94
9.	.604	Pete Williams (151-250)	1983-84
10.	.599	Ed Stokes (94-157)	1989-90

3-Point Field Goals

	FG	Player	Year
1.	120	Salim Stoudamire	2004-05
2.	114	Steve Kerr	1987-88
3.	112	Damon Stoudamire	1994-95
4.	106	Jason Gardner	2001-02
5.	93	Damon Stoudamire	1993-94
6.	85	Khalid Reeves	1993-94
7.	78	Salim Stoudamire	2003-04
8.	77	Mike Bibby	1997-98
9.	76	Jason Terry	1998-99
	76	Jason Gardner	2000-01

3-Point Field Goal Attempts

	FGA	Player	Year
1.	276	Jason Gardner	2001-02
2.	265	Damon Stoudamire	1993-94
3.	241	Damon Stoudamire	1994-95
4.	238	Salim Stoudamire	2004-05
5.	224	Khalid Reeves	1993-94
6.	207	Jason Gardner	2000-01
7.	201	Mark Lyons	2012-13
8.	199	Steve Kerr	1987-88
	199	Mike Bibby	1997-98
	199	Jason Gardner	2002-03

3-Point Field Goal Percentage (Min. 40 att.)

	Pct.	Player (3FG-FGA)	Year
1.	.573	Steve Kerr (114-199)	1987-88
2.	.568	Derrick Williams (42-74)	2010-11
3.	.504	Salim Stoudamire (120-238)	2004-05
4.	.487	Brendon Lavender (55-113)	2011-12
5.	.483	Chris Mills (56-116)	1992-93
6.	.481	Nic Wise (47-77)	2007-08
7.	.475	Harvey Mason (19-40)	1987-88
8.	.471	Sean Elliott (41-87)	1987-88
9.	.465	Damon Stoudamire (112-241)	1994-95
10.	.463	Khalid Reeves (31-67)	1990-91

Free Throws

	FT	Player	Year
1.	247	Derrick Williams	2010-11
2.	211	Khalid Reeves	1993-94
3.	195	Sean Elliott	1988-89
4.	192	Jason Gardner	2001-02
5.	187	Jerryd Bayless	2007-08
6.	177	Ernie McCray	1959-60
7.	176	Sean Elliott	1987-88
8.	158	Derrick Williams	2009-10
9.	157	Michael Wright	2000-01
10.	152	Eddie Smith	1984-85

Free Throw Attempts

	FTA	Player	Year
1.	331	Derrick Williams	2010-11
2.	264	Khalid Reeves	1993-94
3.	257	Ernie McCray	1959-60
4.	240	Jason Gardner	2001-02
5.	232	Sean Elliott	1988-89
	232	Derrick Williams	2009-10
7.	225	Bob Elliott	1975-76
8.	223	Jerryd Bayless	2007-08
9.	222	Sean Elliott	1987-88
10.	215	Sean Rooks	1991-92

Free Throw Percentage (Min. 2.0 made per game)

	Pct.	Player (FT-FTA)	Year
1.	.910	Salim Stoudamire (122-134)	2004-05
2.	.904	Salim Stoudamire (103-114)	2001-02
3.	.899	Steve Kerr (71-79)	1985-86
4.	.891	Dylan Rigdon (82-92)	1993-94
5.	.885	Joe Nehls (108-122)	1979-80
6.	.878	Nic Wise (137-156)	2009-10
7.	.872	Ivan Radenovic (150-172)	2006-07
8.	.864	Salim Stoudamire (70-81)	2002-03
9.	.859	Bob Spanh (73-85)	1965-66
10.	.856	Mark Lyons (125-146)	2012-13

Rebounds

	Reb.	Player	Years
1.	375	Jordan Hill	2008-09
2.	373	Leo Johnson	1950-51
3.	343	Bill Reeves	1955-56
	343	Al Fleming	1974-75
5.	341	Bob Elliott	1975-76
6.	329	Al Fleming	1975-76
7.	314	Joe Skaisgir	1961-62
	314	Derrick Williams	2010-11
9.	313	Ben Davis	1995-96
10.	303	Aaron Gordon	2013-14

SINGLE-SEASON LEADERS



Rebound Average (Min. 250 rebounds)

	Avg.	Player	Year
1.	13.2	Bill Reeves	1955-56
2.	12.5	Leo Johnson	1950-51
3.	12.2	Ernie McCray	1959-60
4.	12.1	Joe Skaisgir	1961-62
5.	11.8	Al Fleming	1974-75
6.	11.0	Albert Johnson	1963-64
	11.0	Jordan Hill	2008-09
8.	10.8	Phil Taylor	1976-77
9.	10.7	Bill Reeves	1956-57
	10.7	Ernie McCray	1957-58
	10.7	Bob Elliott	1973-74

Assists

	No.	Player	Years
1.	247	Russell Brown	1978-79
2.	231	Reggie Geary	1995-96
3.	220	Damon Stoudamire	1994-95
4.	215	Mustafa Shakur	2006-07
5.	208	Damon Stoudamire	1993-94
6.	202	T.J. McConnell	2013-14
7.	200	Russell Brown	1979-80
8.	199	Mike Bibby	1997-98
9.	197	Russell Brown	1977-78
10.	194	Luke Walton	2001-02

Steals

	No.	Player	Year
1.	87	Mike Bibby	1997-98
2.	85	Jason Terry	1996-97
3.	82	Hassan Adams	2005-06
4.	80	Jason Terry	1998-99
5.	76	Mike Bibby	1996-97
6.	71	Gilbert Arenas	1999-2000
7.	69	Hassan Adams	2004-05
8.	68	Nick Johnson	2012-13
9.	67	Ken Lofton	1988-89
	67	Reggie Geary	1995-96

Blocked Shots

	No.	Player	Years
1.	102	Loren Woods	1999-2000
2.	85	Channing Frye	2004-05
3.	84	Anthony Cook	1988-89
	84	Loren Woods	2000-01
5.	75	Anthony Cook	1987-88
6.	69	Anthony Cook	1986-87
7.	63	Channing Frye	2003-04
8.	60	Channing Frye	2002-03
9.	58	Jordan Hill	2008-09
10.	56	Jordan Hill	2007-08

Games Played

	GP	Player	Years
1.	38	Sean Elliott	1987-88
	38	Tom Tolbert	1987-88
	38	Anthony Cook	1987-88
	38	Steve Kerr	1987-88
	38	Craig McMillan	1987-88
	38	Ken Lofton	1987-88
	38	Joe Turner	1987-88
	38	Derrick Williams	2010-11
	38	Lamont Jones	2010-11
	38	Kyle Fogg	2010-11
	38	Solomon Hill	2010-11
	38	Kevin Parrom	2010-11
	38	Jesse Perry	2010-11
	38	Jamelle Horne	2010-11
	38	Jordin Mayes	2010-11
	38	Brendon Lavender	2010-11
	38	Kyryl Natyazhko	2010-11
	38	Aaron Gordon	2013-14
	38	Rondae Hollis-Jefferson	2013-14
	38	Nick Johnson	2013-14
	38	T.J. McConnell	2013-14
	38	Gabe York	2013-14

Games Started

	GS	Player	Years
1.	38	Sean Elliott	1987-88
	38	Tom Tolbert	1987-88
	38	Steve Kerr	1987-88
	38	Craig McMillan	1987-88
	38	Derrick Williams	2010-11
	38	Lamont Jones	2010-11
	38	Solomon Hill	2010-11
	38	Aaron Gordon	2013-14
	38	Nick Johnson	2013-14
	38	T.J. McConnell	2013-14

Minutes Played

	Min.	Player	Years
1.	1,317	Chase Budinger	2008-09
2.	1,298	Jason Gardner	2001-02
3.	1,273	Nic Wise	2008-09
4.	1,255	Nick Johnson	2013-14
5.	1,249	Sean Elliott	1987-88
6.	1,244	Jason Gardner	1999-2000
7.	1,239	Steve Kerr	1987-88
8.	1,228	Steve Kerr	1985-86
9.	1,225	T.J. McConnell	2013-14
10.	1,213	Jordan Hill	2008-09

Average Minutes Per Game

	Avg.	Player	Min.	GP	Years
1.	38.4	Steve Kerr	1,228	32	1985-86
2.	38.2	Jason Terry	1,107	29	1998-99
	38.2	Jason Gardner	1,298	34	2001-02
4.	37.6	Chase Budinger	1,317	35	2008-09
5.	37.4	Russell Brown	1,011	27	1978-79
6.	37.3	Joe Nehls	1,007	27	1978-79
7.	37.0	Frank Smith	1,000	27	1981-82
8.	36.7	Luke Walton	1,138	31	2001-02
9.	36.6	Jason Gardner	1,244	34	1999-2000
10.	36.4	Eddie Smith	1,018	28	1983-84
	36.4	Damon Stoudamire	1,092	30	1994-95
	36.4	Nic Wise	1,273	35	2008-09

Points

1.	Jerryd Bayless (2008)	592
2.	Coniel Norman (1973)	576
3.	Gilbert Arenas (2000)	523
4.	Sean Elliott (1986)	499
5.	Eric Money (1973)	492
6.	Derrick Williams (2010)	486
7.	Chase Budinger (2007)	484
8.	Aaron Gordon (2014)	470
9.	Mike Bibby (1997)	458
10.	Salim Stoudamire (2002)	434

Points per Game

1.	Coniel Norman (1973)	24.0
2.	Jerryd Bayless (2008)	19.7
3.	Eric Money (1973)	18.9
4.	Bob Elliott (1974)	16.5
5.	Derrick Williams (2010)	15.7
6.	Sean Elliott (1986)	15.6
	Chase Budinger (2007)	15.6
8.	Gilbert Arenas (2000)	15.4
9.	Michael Wright (1999)	13.9
10.	Mike Bibby (1997)	13.5

Field Goals Made

1.	Coniel Norman (1973)	242
2.	Eric Money (1973)	197
3.	Aaron Gordon (2014)	189
4.	Sean Elliott (1986)	187
	Gilbert Arenas (2000)	187
6.	Chase Budinger (2007)	176
7.	Jerryd Bayless (2008)	173
8.	Derrick Williams (2010)	162
9.	Marcus Williams (2006)	159
10.	Bob Elliott (1974)	158

Field Goal Attempts

1.	Coniel Norman (1973)	476
2.	Eric Money (1973)	415
3.	Gilbert Arenas (2000)	413
4.	Sean Elliott (1986)	385
5.	Aaron Gordon (2014)	382
6.	Jerryd Bayless (2008)	378
7.	Chase Budinger (2007)	363
8.	Marcus Williams (2006)	351
9.	Mike Bibby (1997)	339
10.	Bob Elliott (1974)	323

Field Goal Percentage (min. 100 FG)

1.	Channing Frye (2002)	595
2.	Derrick Williams (2010)	574
3.	Michael Wright (1999)	556
4.	Al Fleming (1973)	537
5.	Mustafa Shakur (2004)	519
6.	Coniel Norman (1973)	508
7.	Frank Smith (1980)	502
8.	Richard Jefferson (1999)	495
	Aaron Gordon (2014)	495
10.	Hassan Adams (2003)	490
	Rondae Hollis-Jefferson (2014)	490

Three-Point Field Goals Made

1.	Salim Stoudamire (2002)	73
2.	Jason Gardner (2000)	70
3.	Mike Bibby (1997)	67
4.	Jerryd Bayless (2008)	59
5.	Chase Budinger (2007)	50
6.	Nick Johnson (2012)	40
7.	Jordin Mayes (2011)	39
8.	Gilbert Arenas (2000)	38
9.	Grant Jerrett (2013)	32
10.	Khalid Reeves (1991)	31

Three-Point Field Goal Attempts

1.	Jason Gardner (2000)	193
2.	Mike Bibby (1997)	170
3.	Salim Stoudamire (2002)	161
4.	Jerryd Bayless (2008)	145
5.	Chase Budinger (2007)	136
6.	Gilbert Arenas (2000)	130
7.	Nick Johnson (2012)	125
8.	Will Bynum (2002)	98
9.	Ruben Douglas (1999)	87
10.	Jordin Mayes (2011)	86

Three-Point Field Goal Percentage (min. 20 3FG)

1.	Khalid Reeves (1991)	463
2.	Salim Stoudamire (2002)	453
	Jordin Mayes (2011)	453
4.	Miles Simon (1995)	446
5.	Marcus Williams (2006)	435
6.	Jerryd Bayless (2008)	407
7.	Damon Stoudamire (1992)	406
8.	Grant Jerrett (2013)	405
9.	Mike Bibby (1997)	394
10.	Jawann McClellan (2005)	393

Free Throws Made

1.	Jerryd Bayless (2008)	187
2.	Derrick Williams (2010)	158
3.	Michael Wright (1999)	134
4.	Sean Elliott (1986)	127
5.	Jason Gardner (2000)	121
6.	Bob Elliott (1974)	113
7.	Gilbert Arenas (2000)	111
8.	Salim Stoudamire (2002)	103
	Rondae Hollis-Jefferson (2014)	103
10.	Eric Money (1973)	98

Free Throws Attempted

1.	Derrick Williams (2010)	232
2.	Jerryd Bayless (2008)	223
3.	Michael Wright (1999)	182
4.	Aaron Gordon (2014)	180
5.	Sean Elliott (1986)	167
6.	Jason Gardner (2000)	166
7.	Bob Elliott (1974)	157
8.	Rondae Hollis-Jefferson (2014)	151
9.	Gilbert Arenas (2000)	148
10.	Mike Bibby (1997)	127

Free Throw Percentage (min. 50 FT)

1.	Salim Stoudamire (2002)	904
2.	Chase Budinger (2007)	845
3.	Jerryd Bayless (2008)	839
4.	Coniel Norman (1973)	829
5.	Matt Othick (1989)	824
6.	Eric Money (1973)	803
7.	Kyle Fogg (2009)	786
8.	Richard Jefferson (1999)	776
9.	Sean Elliott (1986)	760
10.	Al Fleming (1973)	755

Total Rebounds

1.	Aaron Gordon (2014)	303
2.	Bob Elliott (1974)	278
3.	Al Fleming (1973)	257
4.	Michael Wright (1999)	254
5.	Derrick Williams (2010)	219
6.	Rondae Hollis-Jefferson (2014)	215
7.	Channing Frye (2002)	214
8.	Kaleb Tarczewski (2013)	212
9.	Brandon Ashley (2013)	186
10.	Chase Budinger (2007)	179

FRESHMAN LEADERS



Rebounds per Game

1.	Bob Elliott (1974)	10.7
2.	Al Fleming (1973)	9.9
3.	Michael Wright (1999)	8.8
4.	Aaron Gordon (2014)	8.0
5.	Derrick Williams (2010)	7.1
6.	Channing Frye (2002)	6.3
7.	George Hawthorne (1979)	6.1
	Kaleb Tarczewski (2013)	6.1
9.	Frank Smith (1980)	6.0
10.	Chase Budinger (2007)	5.8

Assists

1.	Russell Brown (1978)	197
2.	Mike Bibby (1997)	178
3.	Jason Gardner (2000)	162
4.	Mustafa Shakur (2004)	147
5.	Luke Walton (2000)	131
6.	Jerryd Bayless (2008)	121
7.	Khalid Reeves (1991)	103
8.	Eric Money (1973)	96
9.	Reggie Geary (1993)	94
10.	Nick Johnson (2012)	85

Steals

1.	Mike Bibby (1997)	76
2.	Gilbert Arenas (2000)	71
3.	Jason Gardner (2000)	55
4.	Andre Iguodala (2003)	47
5.	Michael Tait (1984)	42
	Hassan Adams (2003)	42
7.	Russell Brown (1978)	38
8.	Khalid Reeves (1991)	36
	Luke Walton (2000)	36
10.	Chase Budinger (2007)	34
	Aaron Gordon (2014)	34

Blocks

1.	Anthony Cook (1986)	50
	Channing Frye (2002)	50
3.	Ed Stokes (1990)	49
4.	Rondae Hollis-Jefferson (2014)	40
5.	Aaron Gordon (2014)	39
6.	Grant Jerrett (2013)	33
7.	Angelo Chol (2012)	29
8.	Jordan Hill (2007)	26
9.	Kaleb Tarczewski (2013)	23
10.	Luke Walton (2000)	21

Games Played

1.	Jordin Mayes (2011)	38
	Aaron Gordon (2014)	38
	Rondae Hollis-Jefferson (2014)	38
4.	Jawann McClellan (2005)	37
5.	Khalid Reeves (1991)	35
	Kyle Fogg (2009)	35
	Angelo Chol (2012)	35
	Nick Johnson (2012)	35
	Brandon Ashley (2013)	35
	Kaleb Tarczewski (2013)	35

Games Started

1.	Aaron Gordon (2014)	38
2.	Kaleb Tarczewski (2013)	35
3.	Mike Bibby (1997)	34
4.	Jason Gardner (2000)	33
5.	Sean Elliott (1986)	32
6.	Gilbert Arenas (2000)	31
	Chase Budinger (2007)	31
8.	Jerryd Bayless (2008)	30
	Derrick Williams (2010)	30
10.	Michael Tait (1984)	28
	Salim Stoudamire (2002)	28
	Mustafa Shakur (2004)	28
	Nick Johnson (2012)	28

Minutes Played

1.	Jason Gardner (2000)	1,244
2.	Aaron Gordon (2014)	1,187
3.	Mike Bibby (1997)	1,110
4.	Gilbert Arenas (2000)	1,093
5.	Sean Elliott (1986)	1,079
6.	Jerryd Bayless (2008)	1,072
7.	Chase Budinger (2007)	1,024
8.	Salim Stoudamire (2002)	1,021
9.	Nick Johnson (2012)	983
10.	Rondae Hollis-Jefferson (2014)	960

Minutes per Game

1.	Jason Gardner (2000)	36.6
2.	Jerryd Bayless (2008)	35.7
3.	Sean Elliott (1986)	33.7
4.	Russell Brown (1978)	33.6
5.	Chase Budinger (2007)	33.0
6.	Mike Bibby (1997)	32.6
7.	Gilbert Arenas (2000)	32.1
8.	Aaron Gordon (2014)	31.2
9.	Mustafa Shakur (2004)	30.2
10.	Salim Stoudamire (2002)	30.0

Career Scoring Leaders

Name	Years	G	FG-FGA	3FG-A	FT-FTA	Pts.	Avg.
1. Sean Elliott	1986-89	133	896-1750	140-327	623-786	2555	19.2
2. Bob Elliott	1974-77	114	808-1512	—	515-767	2131	18.7
3. Jason Gardner	1999-2003	136	575-1446	318-875	516-663	1984	14.6
4. Salim Stoudamire	2001-05	129	615-1306	342-747	388-446	1960	15.2
5. Khalid Reeves	1991-94	128	646-1349	186-489	447-586	1925	15.0
6. Damon Stoudamire	1992-95	123	614-1343	272-677	349-434	1849	15.0
7. Hassan Adams	2002-06	130	750-1503	75-241	243-345	1818	14.0
8. Michael Dickerson	1994-98	130	668-1460	153-436	302-415	1791	13.8
9. Channing Frye	2001-05	133	707-1257	6-23	369-486	1789	13.5
10. Al Fleming	1973-76	114	688-1181	—	389-522	1765	15.5
11. Chase Budinger	2006-09	100	599-1276	190-496	309-395	1697	17.0
12. Miles Simon	1994-98	114	543-1172	176-470	402-524	1664	14.6
13. Chris Mills	1991-93	94	615-1194	126-327	263-335	1619	17.2
14. Anthony Cook	1986-89	133	629-1094	0-2	332-515	1590	12.0
15. Sean Rooks	1988-92	129	550-986	5-9	392-590	1497	11.6
16. Michael Wright	1998-2001	99	527-917	1-6	436-582	1491	15.1
17. Bill Warner	1969-71	78	582-1263	—	298-428	1462	18.7
18. Jason Terry	1996-99	129	489-1105	193-514	290-370	1461	11.3
19. Steve Kerr	1984-88	129	553-1004	114-199	225-276	1445	11.0
20. Solomon Hill	2009-13	139	487-1012	115-307	341-458	1430	10.3
21. Joe Nehls	1976-80	84	569-1200	—	271-317	1409	16.8
22. Ernie McCray	1958-60	76	510-1175	—	329-537	1349	17.8
23. Kyle Fogg	2008-12	139	404-983	193-478	340-441	1341	9.6
24. Nick Johnson	2012-14	108	441-1048	144-401	307-418	1333	12.3
25. Frank Smith	1980-83	109	530-992	—	269-448	1329	12.2
26. Mustafa Shakur	2003-07	131	447-990	100-282	324-412	1318	10.1
27. Ivan Radenovic	2003-07	122	450-966	58-183	342-426	1300	10.7
28. Nic Wise	2006-10	115	398-951	160-405	329-392	1285	11.2
29. Link Richmond	1943-49	118	525-1250	—	196-(n/a)	1246	10.6
30. Derrick Williams	2009-11	69	388-662	46-90	405-563	1227	17.8
31. Ed Nymeyer	1956-58	78	437-953	—	351-495	1225	15.7
32. Jordan Hill	2006-09	97	494-855	0-0	220-346	1208	12.5
33. Coniel Norman	1973-74	50	506-1001	—	182-235	1194	23.9
34. Luke Walton	1999-2003	129	420-985	65-229	274-400	1179	9.1
35. Ray Owes	1992-95	120	459-912	32-90	228-369	1178	9.8
36. Craig McMillan	1985-88	130	414-876	109-265	211-268	1174	8.4
37. Herman Harris	1974-77	93	521-1129	—	116-176	1158	12.5
38. Jud Buechler	1987-90	131	439-802	40-105	226-304	1144	8.7
39. Phil Taylor	1975-78	106	482-926	—	163-274	1127	11.1
40. Gilbert Arenas	1999-2001	70	395-847	107-296	208-282	1105	15.8
41. A.J. Bramlett	1996-99	127	435-828	0-1	228-416	1098	8.6
42. Joseph Blair	1992-96	104	470-767	0-1	146-316	1086	10.4
43. Mike Bibby	1996-98	69	360-789	144-369	197-270	1061	15.4
44. Matt Othick	1989-92	129	298-700	191-485	268-350	1055	8.2
45. Roger Johnson	1950-53	85	401-1021	—	244-390	1046	12.3
46. Joe Skaisgir	1961-62	52	407-977	—	220-325	1034	19.8
47. Albert Johnson	1962-65	78	391-935	—	252-416	1034	8.7
48. Matt Muehlebach	1987-91	128	322-679	163-389	199-251	1006	7.9

800+ Points In One Season

Season	Name	Pos.	G	FG-FGA	3FG-A	FT-FTA	Pts.	Avg.
1993-94	Khalid Reeves	G	35	276-572	85-224	211-264	848	24.2

700-799 Points In One Season

Season	Name	Pos.	G	FG-FGA	3FG-A	FT-FTA	Pts.	Avg.
1987-88	Sean Elliott	F	38	263-461	41-87	176-222	743	19.6
2010-11	Derrick Williams	F	38	226-380	42-74	247-331	741	19.5
1988-89	Sean Elliott	F	33	237-494	66-151	195-232	735	22.2

600-699 Points In One Season

Season	Name	Pos.	G	FG-FGA	3FG-A	FT-FTA	Pts.	Avg.
2001-02	Jason Gardner	G	34	197-463	106-276	192-240	692	20.4
1994-95	Damon Stoudamire	G	30	222-466	112-241	128-155	684	22.8
1974-75	Bob Elliott	F	29	273-507	—	131-208	677	23.3
2004-05	Salim Stoudamire	G	36	210-417	120-238	122-134	662	18.4
1996-97	Michael Dickerson	F	34	233-565	55-166	121-170	642	18.9
1993-94	Damon Stoudamire	G	35	217-484	93-265	112-140	639	18.3
1998-99	Jason Terry	G	29	209-472	76-191	141-168	635	21.9
1997-98	Michael Dickerson	F	25	241-473	57-141	91-120	630	18.0
2008-09	Chase Budinger	F	35	219-456	67-168	125-156	630	18.0
2008-09	Jordan Hill	C	34	252-469	0-0	117-179	621	18.3
1973-74	Coniel Norman	F	26	264-525	—	90-124	618	23.8
2013-14	Nick Johnson	G	38	205-474	62-169	146-187	618	16.3
1997-98	Mike Bibby	G	35	209-450	77-199	108-143	603	17.2
1997-98	Miles Simon	G	35	200-420	57-155	144-185	601	17.2

500-599 Points In One Season

Season	Name	Pos.	G	FG-FGA	3FG-A	FT-FTA	Pts.	Avg.
1975-76	Bob Elliott	C	33	225-406	—	145-225	595	18.0
2007-08	Jerryd Bayless	G	30	173-378	59-145	187-223	592	19.7
2004-05	Channing Frye	C	37	227-410	3-17	127-153	584	15.8
2007-08	Chase Budinger	F	34	204-457	73-192	102-142	583	17.1
2000-01	Gilbert Arenas	G	36	208-434	69-166	97-134	582	16.2
1988-89	Anthony Cook	C	33	237-377	0-1	104-166	578	17.5
1986-87	Sean Elliott	F	30	209-410	33-89	127-165	578	19.3
1972-73	Coniel Norman	F	24	242-476	—	92-111	576	24.0
1974-75	Al Fleming	F	29	215-381	—	144-194	574	19.8
1959-60	Ernie McCray	C	24	198-431	—	177-257	573	23.9
1992-93	Chris Mills	F	28	211-406	56-116	92-110	570	20.4
2000-01	Michael Wright	F	36	202-340	0-3	157-197	561	15.6
2008-09	Nic Wise	G	35	117-392	66-159	128-151	548	15.7
2012-13	Mark Lyons	G	35	177-407	67-201	125-146	546	15.6
1990-91	Chris Mills	F	35	206-397	42-122	91-122	545	15.6
1976-77	Herman Harris	F	27	235-510	—	73-96	543	20.0
1970-71	Bill Warner	F	26	209-459	—	125-187	543	20.9
2005-06	Hassan Adams	G	31	234-490	17-65	58-95	543	17.5

1987-88	Tom Tolbert	C	38	192-351	1-2	151-186	536	14.1
1980-81	Ron Davis	F	27	228-457	—	73-107	529	19.6
1969-70	Bill Warner	F	26	216-445	—	97-130	529	20.3
1961-62	Joe Skaisgir	F	26	208-520	—	113-156	529	20.3
1987-88	Anthony Cook	F	38	201-325	0-1	126-176	528	13.9
1975-76	Al Fleming	F	33	207-354	—	113-152	527	16.0
1999-2000	Michael Wright	F	34	190-334	1-1	145-203	526	15.5
1999-2000	Gilbert Arenas	G	34	187-413	38-130	111-148	523	15.4
1979-80	Joe Nehls	G	27	207-425	—	108-122	522	19.3
1978-79	Larry Demic	C	27	213-373	—	96-151	522	19.3
1978-79	Joe Nehls	G	27	203-458	—	109-133	515	19.1
2003-04	Hassan Adams	F	30	200-369	38-99	77-105	515	17.2
1960-61	Joe Skaisgir	F	26	199-457	—	107-169	505	19.4
1991-92	Sean Rooks	C	31	181-323	3-5	140-215	505	16.3
1991-92	Chris Mills	F	31	198-391	28-89	80-103	504	16.3
1984-85	Eddie Smith	F	31	174-322	—	152-207	500	16.1

400-499 Points In One Season

Season	Name	Pos.	G	FG-FGA	3FG-A	FT-FTA	Pts.	Avg.
1985-86	Sean Elliott	F	32	187-385	—	127-167	499	15.6
2006-07	Marcus Williams	F	30	196-397	23-80	82-118	497	16.6
1972-73	Eric Money	G	26	197-415	—	98-122	492	18.9
1990-91	Brian Williams	F	35	195-315	0-0	99-147	489	14.0
2001-02	Luke Walton	F	31	174-370	17-60	122-179	487	15.7
2009-10	Derrick Williams	F	31	162-282	4-16	158-232	486	15.7
2006-07	Chase Budinger	F	31	176-363	50-136	82-97	484	15.6
2003-04	Channing Frye	C	30	193-352	3-5	89-113	478	15.9
1989-90	Jud Buechler	F	32	182-338	25-66	88-115	477	14.9
1987-88	Steve Kerr	G	38	151-270	114-199	61-74	477	12.6
2003-04	Salim Stoudamire	G	30	151-334	78-188	93-117	473	16.3
2002-03	Jason Gardner	G	32	146-372	66-199	114-147	472	14.8
2011-12	Kyle Fogg	G	35	140-333	72-162	120-152	472	13.5
2013-14	Aaron Gordon	F	38	189-382	16-45	76-180	470	12.4
2006-07	Ivan Radenovic	F	31	150-296	19-51	150-172	469	15.1
2004-05	Hassan Adams	G	37	198-403	13-43	60-84	469	12.7
1995-96	Ben Davis	F	33	171-313	0-0	127-184	469	14.2
1994-95	Ray Owes	F	31	173-359	14-29	108-164	468	15.1
2012-13	Solomon Hill	F	35	158-345	57-146	87-122	468	13.4
1949-50	Leon Blevins	F	31	185-528	—	92-117	462	14.9
1985-86	Steve Kerr	G	32	195-361	—	71-79	461	14.4
1996-97	Mike Bibby	G	34	151-339	67-170	89-127	458	13.5
2011-12	Solomon Hill	F	35	151-302	37-95	113-156	452	12.9
1971-72	Jim Huckestein	G	26	182-395	—	87-113	451	17.3
1993-94	Ray Owes	F	35	178-355	17-53	77-120	450	12.9
2007-08	Jordan Hill	F	34	184-297	0-0	82-120	450	13.2
2009-10	Nic Wise	G	31	130-337	50-139	137-156	447	14.4
1995-96	Miles Simon	G	33	135-303	45-139	120-157	435	13.2
2001-02	Salim Stoudamire	G	34	129-291	73-161	103-114	434	12.8

YEAR-BY-YEAR LEADERS



Scoring Year	Player	G	Pts.	Avg.
2013-14	Nick Johnson	38	618	16.3
2012-13	Mark Lyons	35	546	15.6
2011-12	Kyle Fogg	35	472	13.5
2010-11	Derrick Williams	38	741	19.5
2009-10	Derrick Williams	31	496	15.7
2008-09	Chase Budinger	35	630	18.0
2007-08	Jerryd Bayless	30	592	19.7
2006-07	Marcus Williams	30	497	16.6
2005-06	Hassan Adams	31	543	17.5
2004-05	Salim Stoudamire	36	662	18.4
2003-04	Hassan Adams	30	515	17.2
2002-03	Jason Gardner	32	472	14.8
2001-02	Jason Gardner	34	692	20.4
2000-01	Gilbert Arenas	36	582	16.2
1999-2000	Loren Woods	26	405	15.6
1998-99	Jason Terry	29	635	21.9
1997-98	Michael Dickerson	35	630	18.0
1996-97	Michael Dickerson	34	642	18.9
1995-96	Ben Davis	33	469	14.2
1994-95	Damon Stoudamire	30	684	22.8
1993-94	Khalid Reeves	35	848	24.2
1992-93	Chris Mills	28	570	20.4
1991-92	Sean Rooks	31	505	16.3
1990-91	Chris Mills	35	545	15.6
1989-90	Jud Buechler	32	477	14.9
1988-89	Sean Elliott	33	735	22.2
1987-88	Sean Elliott	38	743	19.6
1986-87	Sean Elliott	30	578	19.3
1985-86	Sean Elliott	32	499	15.6
1984-85	Eddie Smith	31	500	16.1
1983-84	Pete Williams	28	407	14.5
1982-83	Frank Smith	28	384	13.7
1981-82	Greg Cook	27	392	14.5
1980-81	Ron Davis	27	529	19.6
1979-80	Joe Nehls	27	522	19.3
1978-79	Larry Demic	27	522	19.3
1977-78	Phil Taylor	26	432	16.6
1976-77	Herman Harris	27	510	20.0
1975-76	Bob Elliott	33	595	18.0
1974-75	Bob Elliott	29	677	23.3
1973-74	Coniel Norman	26	618	23.8
1972-73	Coniel Norman	24	576	24.0
1971-72	Jim Huckestein	26	451	17.3
1970-71	Bill Warner	26	543	20.9
1969-70	Bill Warner	26	529	20.3
1968-69	Bill Warner	26	390	15.0
1967-68	Bill Davis	24	421	17.5
1966-67	Bill Davis	25	284	15.4
1965-66	Ted Pickett	26	429	16.5
1964-65	Warren Rustand	26	368	14.2
1963-64	Albert Johnson	26	395	15.2
1962-63	Albert Johnson	26	336	12.9
1961-62	Joe Skaisgir	26	529	20.3
1960-61	Joe Skaisgir	26	505	19.4
1959-60	Ernie McCray	24	573	23.9
1958-59	Ernie McCray	26	414	15.9
1957-58	Ed Nymeyer	26	408	15.7
1956-57	Ed Nymeyer	26	410	15.7
1955-56	Ed Nymeyer	26	407	15.6
1954-55	Hadie Redd	25	339	13.6
1953-54	Hadie Redd	24	316	13.2
1952-53	Bill Kermmeries	26	359	13.8
1951-52	Bill Kermmeries	27	389	14.1
1950-51	Bob Honea	30	385	12.8
1949-50	Leon Blevins	31	462	14.9
1948-49	Leon Blevins	28	390	13.5
1947-48	Morris Udall	28	371	13.2
1946-47	Link Richmond	24	428	17.9
1945-46	Link Richmond	21	312	14.8
1944-45	Jimmy Steele	18	217	12.1
1943-44	George Genung	13	177	13.6
1942-43	Bob Ruman	22	240	11.4
1941-42	Vince Cullen	22	228	10.4
1940-41	Vince Cullen	18	198	11.0
1939-40	George Jordan	25	231	9.2
1938-39	George Jordan	22	191	8.7
1937-38	Lorry DiGrazia	21	211	10.0
1936-37	Lorry DiGrazia	25	209	8.4
1935-36	Lorry DiGrazia	23	191	8.3
1934-35	Walt Scholtzhauer	17	197	11.6
1933-34	Vince Byrne	27	276	10.2
1932-33	Jack Raffety	23	185	8.0
1931-32	Howard Abbott	20	223	11.2

1930-31	Jack Raffety	9	98	10.9
1929-30	Neal Goodman	21	175	8.4
1928-29	Neal Goodman	23	221	9.6
1927-28	Larry Edwards	14	111	7.9
1926-27	Charles Miller	16	142	8.9
1925-26	Byron Drachman	13	117	9.0
1924-25	Clarence Skousen	11	92	8.4
1923-24	Harold Tovrea	17	294	17.3
1922-23	Harold Tovrea	20	316	15.8
1921-22	A.L. Slonaker	8*	140	7.5
1920-21	A.L. Slonaker	7*	163	23.7

* Statistics unavailable for 4 games

Field Goal Percentage				
Year	Player	FGM	FGA	Pct.
2013-14	Kaleb Tarczewski	128	219	.584
2012-13	Kaleb Tarczewski	84	156	.538
2011-12	Solomon Hill	151	302	.500
2010-11	Derrick Williams	226	380	.595
2009-10	Derrick Williams	162	282	.574
2008-09	Jordan Hill	252	469	.537
2007-08	Jordan Hill	184	297	.620
2006-07	Ivan Radenovic	150	296	.507
2005-06	Kirk Walters	82	140	.586
2004-05	Channing Frye	227	410	.554
2003-04	Channing Frye	193	352	.548
2002-03	Channing Frye	165	290	.569
2001-02	Channing Frye	122	205	.595
2000-01	Michael Wright	202	340	.594
1999-2000	Michael Wright	190	334	.569
1998-99	Michael Wright	135	243	.556
1997-98	Bennett Davison	111	188	.590
1996-97	A.J. Bramlett	108	204	.529
1995-96	Ben Davis	171	313	.546
1994-95	Joseph Blair	142	254	.559
1993-94	Joseph Blair	153	252	.607
1992-93	Chris Mills	211	406	.520
1991-92	Sean Rooks	181	323	.560
1990-91	Brian Williams	195	315	.619
1989-90	Ed Stokes	94	157	.599
1988-89	Anthony Cook	237	377	.629
1987-88	Anthony Cook	201	325	.618
1986-87	Tom Tolbert	156	305	.511
1985-86	Steve Kerr	195	361	.540
1984-85	Pete Williams	145	239	.607
1983-84	Pete Williams	151	250	.604
1982-83	Frank Smith	148	282	.535
1981-82	Frank Smith	156	275	.587
1980-81	Frank Smith	123	230	.535
1979-80	Ron Davis	136	269	.506
1978-79	Larry Demic	213	373	.571
1977-78	Joe Nehls	159	313	.508
1976-77	Bob Elliott	152	276	.551
1975-76	Al Fleming	207	354	.585
1974-75	Al Fleming	215	381	.564
1973-74	Al Fleming	136	269	.506
1972-73	Al Fleming	130	242	.537
1971-72	Lynard Harris	125	256	.488
1970-71	Tom Lee	144	292	.493
1969-70	Bill Warner	216	445	.485
1968-69	Tom Lee	122	239	.468
1967-68	Bill Davis	161	313	.514
1966-67	Bill Davis	141	302	.467
1965-66	Ted Pickett	154	312	.493
1964-65	Warren Rustand	137	372	.504
1963-64	Warren Rustand	120	275	.436
1962-63	Warren Rustand	99	219	.452
1961-62	Joe Skaisgir	208	520	.400
1960-61	Joe Skaisgir	199	457	.435
1959-60	Ernie McCray	198	431	.459
1958-59	Ernie McCray	174	414	.419
1957-58	Ed Nymeyer	146	332	.439
1956-57	Ed Nymeyer	153	298	.513
1955-56	Ed Nymeyer	138	323	.427
1954-55	Jim Brower	92	248	.371
1953-54	Hadie Redd	118	318	.371
1952-53	Jim Brower	93	274	.339
1951-52	Bill Kemmeries	150	370	.408
1950-51	Bob Honea	152	382	.408
1949-50	Bob Honea	148	357	.415
1948-49	Leon Blevins	156	433	.360

3-Point FG Percentage (Min. 2 att./game)				
Year	Player	FGM	FGA	Pct.
2013-14	Gabe York	57	148	.385
2012-13	Grant Jerrett	32	79	.405
2011-12	Brendon Lavender	55	113	.487
2010-11	Jordin Mayes	39	86	.453
2009-10	Jamelle Horne	50	115	.435
2008-09	Nic Wise	66	159	.415
2007-08	Nic Wise	37	77	.481
2006-07	Jawann McClellan	37	98	.378
2005-06	Marcus Williams	30	69	.435
2004-05	Salim Stoudamire	120	238	.504
2003-04	Chris Rodgers	43	102	.422
2002-03	Salim Stoudamire	71	160	.444
2001-02	Salim Stoudamire	73	161	.453
2000-01	Gilbert Arenas	69	166	.416
1999-2000	Jason Gardner	70	193	.363
1998-99	Jason Terry	76	191	.398
1997-98	Michael Dickerson	57	141	.404
1996-97	Miles Simon	45	111	.405
1995-96	Joe McLean	50	119	.420
1994-95	Damon Stoudamire	112	241	.465
1993-94	Khalid Reeves	85	224	.379
1992-93	Chris Mills	56	116	.483
1991-92	Matt Othick	71	158	.449
1990-91	Khalid Reeves	31	67	.463
1989-90	Matt Muehlebach	66	152	.434
1988-89	Sean Elliott	66	151	.437
1987-88	Steve Kerr	114	199	.573
1986-87	Craig McMillian	68	160	.425

Free Throw Percentage				
Year	Player	FTM	FTA	Pct.
2013-14	Nick Johnson	146	187	.781
2012-13	Mark Lyons	125	146	.856
2011-12	Kyle Fogg	120	152	.789
2010-11	Lamont Jones	82	99	.828
2009-10	Nic Wise	137	156	.878
2008-09	Nic Wise	128	151	.848
2007-08	Jerryd Bayless	187	223	.839
2006-07	Ivan Radenovic	150	172	.872
2005-06	Mustafa Shakur	108	134	.806
2004-05	Salim Stoudamire	122	134	.910
2003-04	Chris Rodgers	49	58	.845
2002-03	Salim Stoudamire	70	81	.864
2001-02	Salim Stoudamire	103	114	.904
2000-01	Loren Woods	117	141	.830
1999-2000	Loren Woods	97	128	.758
1998-99	Jason Terry	141	168	.839
1997-98	Miles Simon	144	185	.778
1996-97	Miles Simon	95	126	.754
1995-96	Miles Simon	120	157	.764
1994-95	Damon Stoudamire	128	155	.826
1993-94	Dylan Rigdon	82	92	.891
1992-93	Chris Mills	92	110	.836
1991-92	Khalid Reeves	78	99	.788
1990-91	Matt Othick	77	98	.786
1989-90	Matt Muehlebach	62	76	.816
1988-89	Sean Elliott	195	232	.841
1987-88	Tom Tolbert	151	186	.812
1986-87	Sean Elliott	127	165	.770
1985-86	Steve Kerr	71	79	.899
1984-85	Eddie Smith	152	207	.734
1983-84	Eddie Smith	87	119	.731
1982-83	Brock Brunkhorst	48	63	.762
1981-82	Jack Magno	33	46	.717
1980-81	Robbie Dosty	64	81	.790
1979-80	Joe Nehls	108	122	.885
1978-79	Joe Nehls	109	133	.820
1977-78	Joe Nehls	50	58	.862
1976-77	Herman Harris	73	96	.760
1975-76	Gilbert Myles	63	81	.778
1974-75	Len Gordy	48	61	.787
1973-74	Al Fleming	58	78	.744
1972-73	Coniel Norman	92	111	.829
1971-72	Jim Huckestein	87	113	.771
1970-71	Walt McKinney	57	67	.851
1969-70	Mickey Foster	100	117	.855
1968-69	Mickey Foster	85	102	.833
1967-68	Mickey Foster	59	77	.766
1966-67	Mike Welton	63	80	.788
1965-66	Bob Spahn	73	85	.859
1964-65	Warren Rustand	94	113	.832
1963-64	Warren Rustand	92	114	.807
1962-63	Warren Rustand	78	99	.788

1961-62	Joe Skaisgir	113	156	.718
1960-61	Marv Dutt	61	88	.693
1959-60	Ernie McCray	177	257	.689
1958-59	Ernie McCray*	66	129	.512
	Jim Brittain	33	44	.750
1957-58	Ed Nymeyer	118	146	.794
1956-57	Warren Ridge	71	87	.816
1955-56	Ed Nymeyer	131	177	.740
1954-55	Ernie Oosterveen	67	87	.770
1953-54	John Bruner	102	130	.785
1952-53	John Bruner	65	87	.747
1951-52	Bill Kemmeries	89	120	.742
1950-51	Bob Honea	81	101	.802
1949-50	Leon Blevins	92	117	.786
1948-49	Junior Crum	93	135	.689
1947-48	Junior Crum	79	116	.681
1946-47	Link Richmond	68	107	.636
1945-46	Link Richmond	52	83	.627
1944-45	Jimmy Steele	37	56	.661
1943-44	Dick Dermondy	33	51	.647
1942-43	statistics not available			
1941-42	Bob Ruman	55	78	.705
1940-41	Wilmer Harper	53	76	.697
1939-40	Wilmer Harper	45	62	.726
1938-39	George Jackson	32	57	.561
1937-38	Lorry DiGrazia	41	52	.788
1936-37	Lorry DiGrazia	27	46	.586
1935-36	George Jackson	32	57	.561
1934-35	Ralph Warford	16	29	.552
1933-34	Vince Byrne	68	98	.694
1932-33	Ted Crismon	23	35	.657

* only player to attain minimum FTM per game

Rebounding

Year	Player	G	Reb.	Avg.
2013-14	Aaron Gordon	38	303	8.0
2012-13	Kaleb Tarczewski	35	212	6.1
2011-12	Solomon Hill	35	271	7.7
2010-11	Derrick Williams	38	314	8.3
2009-10	Derrick Williams	31	219	7.1
2008-09	Jordan Hill	34	375	11.0
2007-08	Jordan Hill	34	270	7.9
2006-07	Ivan Radenovic	31	236	7.6
2005-06	Ivan Radenovic	32	203	6.3
2004-05	Channing Frye	37	282	7.6
2003-04	Andre Iguodala	30	253	8.4
2002-03	Channing Frye	32	257	8.0
2001-02	Luke Walton	31	227	7.3
2000-01	Michael Wright	36	281	7.8
1999-2000	Michael Wright	34	297	8.7
1998-99	A.J. Bramlett	29	273	9.4
1997-98	A.J. Bramlett	35	259	7.7
1996-97	A.J. Bramlett	33	229	6.9
1995-96	Ben Davis	33	313	9.5
1994-95	Ray Owes	31	252	8.1
1993-94	Ray Owes	35	285	8.1
1992-93	Chris Mills	28	222	7.9
1991-92	Chris Mills	31	244	7.9
1990-91	Brian Williams	35	273	7.8
1989-90	Jud Buechler	32	264	8.3
1988-89	Anthony Cook	33	238	7.2
1987-88	Anthony Cook	38	269	7.1
1986-87	Anthony Cook	30	217	7.2
1985-86	John Edgar	32	237	7.3
1984-85	Pete Williams	31	265	8.5
1983-84	Pete Williams	28	278	9.9
1982-83	Frank Smith	28	212	7.6
1981-82	Frank Smith	27	205	7.8
1980-81	Robbie Dosty	27	178	6.6
1979-80	Frank Smith	27	162	6.0
1978-79	Larry Demic	27	277	10.3
1977-78	Phil Taylor	26	210	8.1
1976-77	Phil Taylor	27	292	10.8
1975-76	Bob Elliott	33	341	10.3
1974-75	Al Fleming	29	343	11.8
1973-74	Bob Elliott	26	278	10.7
1972-73	Al Fleming	26	257	9.9
1971-72	Lynard Harris	26	245	9.4
1970-71	Eddie Myers	26	239	9.2
1969-70	Tom Lee	26	258	9.9
1968-69	Eddie Myers	27	279	10.3
1967-68	Bill Davis	24	253	10.6
1966-67	Bill Davis	25	192	7.7
1965-66	Mike Aboud	26	219	8.4
1964-65	Albert Johnson	26	234	9.0

1963-64	Albert Johnson	26	286	11.0
1962-63	Albert Johnson	26	253	9.7
1961-62	Joe Skaisgir	26	314	12.1
1960-61	Joe Skaisgir	26	268	10.3
1959-60	Ernie McCray	24	290	12.2
1958-59	Ernie McCray	26	255	9.8
1957-58	Ernie McCray	26	279	10.7
1956-57	Bill Reeves	26	278	10.7
1955-56	Bill Reeves	26	343	13.2
1954-55	Hadie Redd	24	235	9.8
1953-54	Hadie Redd	24	169	7.0
1952-53	Teddy Lazovich	27	169	6.3
1951-52	Jerry Dillon	27	213	7.9
1950-51	Leo Johnson	30	373	12.4

Assists

Year	Player	G	Ast	Avg.
2013-14	T.J. McConnell	38	202	5.3
2012-13	Nick Johnson	35	112	3.2
2011-12	Solomon Hill	35	91	2.6
2010-11	Kyle Fogg	38	99	2.6
2009-10	Nic Wise	31	103	3.3
2008-09	Nic Wise	35	160	4.6
2007-08	Jerryd Bayless	30	121	4.0
2006-07	Mustafa Shakur	31	215	6.9
2005-06	Mustafa Shakur	33	154	4.7
2004-05	Mustafa Shakur	37	166	4.5
2003-04	Andre Iguodala	30	147	4.9
2002-03	Jason Gardner	32	158	4.9
2001-02	Luke Walton	31	194	6.3
2000-01	Jason Gardner	36	147	4.1
1999-2000	Jason Gardner	34	162	4.8
1998-99	Jason Terry	29	159	5.5
1997-98	Mike Bibby	35	199	5.7
1996-97	Mike Bibby	34	178	5.2
1995-96	Reggie Geary	33	231	7.0
1994-95	Damon Stoudamire	30	220	7.3
1993-94	Damon Stoudamire	35	208	5.9
1992-93	Damon Stoudamire	28	159	5.7
1991-92	Matt Othick	31	160	5.2
1990-91	Matt Othick	35	181	5.3
1989-90	Matt Muehlebach	32	181	5.3
1988-89	Ken Lofton	33	135	4.1
1987-88	Steve Kerr	38	150	3.9
1986-87	Sean Elliott	30	110	3.7
1985-86	Steve Kerr	38	150	3.9
1984-85	Brock Brunkhorst	25	130	5.2
1983-84	Brock Brunkhorst	28	98	3.5
1982-83	Brock Brunkhorst	26	120	4.6
1981-82	Ricky Walker	20	65	3.3
1980-81	Russell Brown	27	166	6.1
1979-80	Russell Brown	27	200	7.4
1978-79	Russell Brown	27	247	9.1
1977-78	Russell Brown	26	197	7.6
1976-77	Gary Harrison	27	128	4.7
1975-76	Jim Rappis	31	105	3.5
1974-75	Gilbert Myles	26	136	5.5
1973-74	Eric Money	20	110	5.5
1972-73	Eric Money	26	96	3.7
1951-52	Roger Johnson	27	86	3.2
1950-51	Leo Johnson	30	146	4.9

Steals

Year	Player	G	Steals	Avg.
2012-13	T.J. McConnell	38	64	1.7
2012-13	Nick Johnson	35	68	1.9
2011-12	Kyle Fogg	35	37	1.1
2010-11	Derrick Williams	38	37	0.9
2009-10	Nic Wise	31	54	1.7
2008-09	Nic Wise	35	52	1.5
2007-08	Nic Wise	27	54	2.0
2006-07	Mustafa Shakur	31	47	1.5
2005-06	Hassan Adams	31	82	2.6
2004-05	Hassan Adams	37	69	1.9
2003-04	Andre Iguodala	30	48	1.6
2002-03	Jason Gardner	32	58	1.8
2001-02	Jason Gardner	34	53	1.6
2000-01	Gilbert Arenas	36	65	1.8
1999-2000	Gilbert Arenas	34	71	2.1
1998-99	Jason Terry	29	80	2.8
1997-98	Mike Bibby	35	84	2.4
1996-97	Jason Terry	34	85	2.5
1995-96	Reggie Geary	33	67	2.0
1994-95	Damon Stoudamire	30	52	1.7
1993-94	Khalid Reeves	35	64	1.8

1992-93	Damon Stoudamire	28	45	1.6
1991-92	Khalid Reeves	30	50	1.7
1990-91	Matt Muehlebach	35	58	1.7
1989-90	Matt Muehlebach	32	41	1.3
1988-89	Ken Lofton	33	67	2.0
1987-88	Ken Lofton	38	60	1.6
1986-87	Ken Lofton	30	55	1.8
1985-86	Steve Kerr	32	52	1.6
1984-85	Eddie Smith	31	37	1.2
1983-84	Eddie Smith	28	46	1.6
1982-83	Puntus Wilson	28	44	1.6
1981-82	Greg Cook	27	43	1.6
1980-81	John Smith	27	48	1.8
1979-80	Russell Brown	27	46	1.7
1978-79	Russell Brown	27	50	1.9
1977-78	Russell Brown	26	38	1.5
1976-77	Herman Harris	27	45	1.7
1975-76	Herman Harris	27	34	1.3

Blocked Shots

Year	Name	G	Blk	Avg.
2013-14	Rondae Hollis-Jefferson	38	40	1.1
2012-13	Grant Jerrett	34	33	1.0
2011-12	Angelo Chol	35	29	0.8
2010-11	Derrick Williams	38	26	0.7
2009-10	Jamelle Horne	30	30	1.0
2008-09	Jordan Hill	34	58	1.7
2007-08	Jordan Hill	34	56	1.6
2006-07	Jordan Hill	29	26	0.9
2005-06	Kirk Walters	33	50	1.5
2004-05	Channing Frye	37	85	2.3
2003-04	Channing Frye	30	63	2.1
2002-03	Channing Frye	32	60	1.9
2001-02	Channing Frye	34	50	1.5
2000-01	Loren Woods	29	84	2.9
1999-2000	Loren Woods	26	102	3.9
1998-99	A.J. Bramlett	29	37	1.3
1997-98	A.J. Bramlett	35	36	1.0
1996-97	Bennett Davison	34	33	0.9
1995-96	Reggie Geary	33	24	0.7
1994-95	Joseph Blair	28	31	1.1
1993-94	Joseph Blair	35	37	1.1
1992-93	Ed Stokes	28	37	1.3
1991-92	Ed Stokes	31	41	1.3
1990-91	Sean Rooks	35	43	1.2
1989-90	Ed Stokes	29	49	1.7
1988-89	Anthony Cook	33	84	2.5
1987-88	Anthony Cook	38	75	2.0
1986-87	Anthony Cook	30	69	2.3
1985-86	Anthony Cook	32	50	1.6
1984-85	Pete Williams	31	21	0.7
1983-84	Pete Williams	28	20	0.7
1982-83	Frank Smith	28	23	0.8
1981-82	Frank Smith	27	25	0.9
1980-81	Frank Smith	27	20	0.7
1979-80	Frank Smith	27	16	0.6
1978-79	Larry Demic	27	22	0.8
1977-78	Larry Demic	26	42	1.6
1976-77	Bob Elliott	26	29	1.1
1975-76	Bob Elliott	27	16	0.6

ARIZONA IN OVERTIME

	Home	Road	Neutral	Total
Triple Overtime	2-1	1-0	0-0	3-1
Double Overtime	5-3	2-2	1-0	8-5
Single Overtime	16-14	17-23	8-6	41-43
Totals	23-18	20-25	9-6	52-49

Coaches' Overtime Records

Russ Pennell	1-0 (.000)
Fred Snowden	11-6 (.647)
Sean Miller	7-5 (.583)
Lute Olson	23-17 (.575)
Bruce Larson	5-7 (.417)
Kevin O'Neill	1-2 (.333)
Fred A. Enke	4-11 (.267)
Ben Lindsey	0-1 (.000)

Three Overtimes

Date	Opponent	Result
2/3/1965	Bradley	W, 85-83
12/20/1965	Colorado	L, 73-77
2/23/1973	Utah	W, 101-95
2/5/2011	at California	W, 107-105

Two Overtimes

Date	Opponent	Result
2/20/1926	at USC	L, 28-30
2/4/1966	New Mexico	W, 83-77
12/4/1979	Midwestern	W, 93-85
1/12/1986	California	W, 79-72
1/22/1987	California	L, 81-82
2/24/1991	Duke	W, 103-96
3/2/1995	at Washington State	W, 114-111
3/11/1995	Arizona State	L, 98-103
3/22/2003	vs. Gonzaga	W, 96-95
12/31/2005	at Washington	W, 96-95
12/2/2009	UNLV	L, 72-74
3/6/2010	USC	W, 86-84
2/14/14	at Arizona State	L, 66-69

Single Overtime

Date	Opponent	Result
1/15/1927	at USC	L, 21-26
2/2/1928	vs. Coggins	W, 39-38
1/16/1931	Tucson Sporting Goods	L, 30-31
1/17/1931	Tucson Sporting Goods	W, 32-28
1/28/1933	New Mexico State	L, 36-38
2/2/1937	New Mexico	L, 30-32
1/28/1946	at Northern Arizona	L, 53-54
2/28/1949	at UTEP	L, 69-70
3/6/1953	at Hardin-Simmons	L, 61-67
3/2/1955	Arizona State	L, 103-104
12/21/1955	Memphis State	L, 92-98
2/13/1956	UTEP	L, 84-85
1/28/1957	at Northern Arizona	W, 103-93
12/27/1960	at UC-Santa Barbara	W, 80-75
1/13/1962	at UTEP	L, 56-57
1/5/1963	at New Mexico State	W, 63-59
1/11/1963	Utah	L, 50-52
1/7/1965	at Wyoming	W, 62-60
12/30/1965	Seattle	L, 74-79
2/10/1966	at UTEP	L, 72-81
12/9/1967	at UTEP	L, 66-67
12/7/1968	at Texas Tech	W, 85-80
2/22/1969	Wyoming	L, 67-68
12/16/1972	Northern Illinois	W, 91-90
1/4/1975	at Texas Tech	W, 62-61
1/10/1975	at Utah	L, 74-75
2/14/1976	at Brigham Young	L, 74-79
2/20/1976	New Mexico	W, 67-65
3/18/1976	vs. Nevada-Las Vegas	W, 114-109
11/26/1976	Arizona State	W, 92-91
3/5/1977	at Arizona State	L, 89-95
2/4/1978	at Arizona State	L, 64-69
11/27/1978	at Northwestern	W, 83-80
2/10/1979	Oregon	W, 69-67
1/31/1980	Stanford	W, 95-88
1/8/1981	Washington	L, 57-60
2/7/1981	Washington	W, 68-66
2/13/1981	USC	L, 59-60
2/24/1983	at Oregon	L, 57-63
12/27/1983	vs. Texas Tech	W, 51-49
12/28/1983	at UTEP	L, 49-51
2/23/1984	Oregon	W, 75-67

1/18/1986	at Miami, Fla.	W, 81-74
1/23/1986	Oregon State	W, 63-62
1/30/1986	at Washington State	L, 63-65
1/3/1987	at Oregon	L, 54-55
3/6/1987	vs. Oregon	L, 63-72
3/13/1987	UTEP (NCAA)	L, 91-98
2/20/1988	at UCLA	W, 78-76
1/2/1990	California	W, 71-70
2/10/1991	at UCLA	W, 105-94
1/14/1995	at Stanford	W, 89-83
2/1/1996	Washington	L, 79-80
12/21/1996	at Michigan	L, 71-73
1/18/1997	at UCLA	L, 78-84
3/23/1997	vs. Providence	W, 96-92
3/31/1997	vs. Kentucky	W, 84-79
3/5/1998	at USC	L, 90-91
11/28/1999	at Brigham Young	W, 78-74
2/15/2001	at UCLA	L, 77-79
1/26/2002	Connecticut	L, 98-100
2/2/2002	at Stanford	W, 88-82
2/6/2003	at Washington	W, 88-85
3/13/2003	vs. UCLA	L, 89-96
11/24/2004	vs. Michigan	W, 61-60
2/24/2005	at Washington State	W, 57-56
3/26/2005	vs. Illinois	L, 89-90
11/23/2005	vs. Michigan State	L, 71-74
12/21/2005	Western Kentucky	W, 86-81
1/19/2006	Stanford	W, 90-81
1/6/2007	at Washington State	L, 73-77
3/3/2006	at Stanford	W, 85-80
11/25/2007	at Kansas	L, 72-76
12/8/2007	vs. Illinois	W, 78-72
1/9/2008	at Arizona State	L, 59-64
1/24/2009	Houston	W, 96-90
11/24/2009	vs. Colorado	W, 91-87
12/21/2009	Lipscomb	W, 83-82
3/12/2011	vs. Washington	L, 75-77
12/7/2011	at Florida	L, 72-78
1/12/2012	Oregon State	W, 81-73
1/3/2013	Colorado	W, 92-83
2/19/2014	at Utah	W, 67-63

ARIZONA'S 100-POINT GAMES

Score	Opponent	Date
133-78	vs. Duquesne	11/27/1987
127-99	Arizona State	1/15/1998
125-87	Kansas State	12/30/1997
122-81	Northern Arizona	12/18/1991
122-80	Austin Peay	11/14/1990
122-92	Utah	2/23/1974
119-95	Michigan	12/30/1993
119-80	Midwestern	12/1/1975
118-54	Robert Morris	12/28/1996
118-90	Brigham Young	2/21/1974
118-66	Eastern New Mexico	12/13/1960
117-85	SMU	12/30/1976
116-80	Arizona State	2/18/1993
116-61	Washington	12/20/1988
115-53	Morgan State	11/20/1997
115-55	Adams State	12/8/1976
114-111	at Washington State (2ot)	3/2/1995
114-89	UNLV	1/24/1978
114-109	UNLV (NCAA) (ot)	3/18/1976
114-94	Portland State	1/27/1976
113-85	Brigham Young	1/22/1977
112-81	Washington	2/5/1998
111-83	Jackson State	12/14/1996
111-98	at Oregon State	1/28/1995
111-84	Fordham	12/28/1993
110-91	at Washington	1/10/1998
110-71	at Washington	12/20/1987
110-78	at San Diego State	12/4/1986
110-65	Pepperdine	12/23/1977
109-75	Oregon State	1/22/2004
109-74	Arizona State	2/23/1989
108-76	Arizona State	1/10/1996
108-92	Butler	12/5/1970
107-105	at California (3ot)	2/5/2011
107-83	at UCLA	2/14/2004
107-91	Liberty	12/28/2003

ARIZONA STATISTICAL MISCELLANEOUS

107-73	Northern Arizona	11/24/2003
107-68	Western Kentucky	11/23/2002
107-88	at Alaska-Anchorage	11/25/1994
107-68	USC	1/9/1992
107-65	Oregon	3/9/1991
107-75	San Francisco State	12/15/1984
107-88	New Mexico	12/22/1978
107-113	at Illinois	11/28/1977
107-97	Colorado State	2/28/1975
106-97	Washington	1/29/2009
106-81	Arizona State	3/7/2004
106-70	UCLA	2/13/2003
106-79	Baylor	11/29/1993
106-82	Loyola-Chicago	12/28/1988
106-76	Detroit	1/10/1976
106-121	at Utah	1/19/1974
105-75	Manhattan	2/21/2004
105-61	at USC	2/17/2001
105-94	at UCLA (ot)	2/10/1991
105-85	Hawaii-Pacific	12/10/1986
105-110	Arizona State	2/17/1973
105-68	DePauw	1/4/1971
104-65	Oregon	3/3/2001
104-56	at Oregon	2/27/1992
104-53	Oregon	1/30/1992
104-71	Hawaii-Hilo	1/2/1986
104-90	Brigham Young	2/18/1978
104-84	Cal State-Los Angeles	2/6/1960
103-82	Washington	3/2/1997
103-80	Rutgers	12/30/1991
103-65	at Oregon State	2/28/1991
103-96	Duke (2ot)	2/24/1991
103-68	at USC	2/18/1988
103-61	UC-Riverside	12/12/1980
103-85	Northern Illinois	11/29/1974
103-93	at Northern Arizona (ot)	1/28/1957
103-104	*Arizona State (ot)	3/2/1955
102-87	New Mexico State	11/19/2006
102-77	Iowa State	12/29/1990
102-64	UCLA	2/18/1989
102-98	Utah	1/20/1977
102-96	vs. Purdue	3/15/1975
102-88	Evansville	12/17/1968
101-87	Stanford	3/7/2009
101-79	Northern Arizona	11/15/2006
101-66	Northern Arizona	11/27/2002
101-76	Eastern Illinois (NCAA)	3/16/2001
101-41	Saint Mary's	12/2/2000
101-87	Gonzaga	11/29/2000
101-77	USC	2/15/1997
101-73	at Arizona State	2/27/1988
101-69	Cal. State-Hayward	11/28/1980
101-80	Idaho	12/13/1973
101-79	San Diego State	12/11/1973
101-80	Illinois	11/30/1973
101-95	Utah (3 ot)	2/23/1973
101-62	Hardin-Simmons	1/4/1962
100-50	Fairleigh Dickinson	11/18/2013
100-60	Bryant	12/22/2011
100-87	at Oregon	2/19/2004
100-86	Washington State	2/27/1997
100-56	Oregon State	1/29/1994
100-77	California	3/5/1992
100-63	California	2/21/1991
100-64	at Northern Arizona	12/5/1990
100-94	Brigham Young	2/24/1973
100-77	San Jose State	12/18/1970
100-77	at UTEP	2/27/1960

* Arizona's first 100-point game

100-Point Notes

- UA is 100-4 (.962) in games in which it tops the 100-point plateau.
- UA has accomplished the feat 67 times since 1983-84.
- Most times accomplished in a season: 8 (1990-91)
- Opponents have scored 100 points against Arizona 43 times.
- The last time UA allowed 100 points came Feb. 5, 2011, in a 107-105 (3ot) win at California.

Highest Combined Score

227	at Utah 121, Arizona 106	1/19/1974
	at New Mexico 129, Arizona 98	1/26/1979
226	Arizona 127, Arizona State 99	1/15/1998
225	Arizona 114, at Washington State 111 (2ot)	3/2/1995
223	Arizona 114, UNLV 109 (ot NCAA)	3/18/1976
220	at Illinois 113, Arizona 107	11/28/1977
215	Arizona State 110, Arizona 105	2/17/1973
214	Arizona 122, Utah 92	2/23/1974
	Arizona 119, Michigan 95	12/30/1993

Largest Margin of Victory

64	Robert Morris, 118-54	12/28/1996
62	Morgan State, 115-53	11/20/1997
60	Adams State, 115-55	12/8/1976
	Saint Mary's, 101-41	12/2/2000
57	Northern Arizona, 84-28	2/2/1943
55	Idaho, 95-40	12/4/1976
	vs. Duquesne, 133-78	11/27/1987
52	Eastern New Mexico, 118-66	12/13/1960
51	Oregon, 104-53	1/30/1992

Largest Margin of Defeat

74	at Utah, 45-119	12/9/1955
53	at Air Force, 62-115	2/28/1959
	at UCLA, 58-111	3/10/1983
45	at UCLA, 45-90	12/11/1953
44	at California, 46-90	12/27/1958
43	vs. Ohio State, 47-90	12/29/1971

Composite Pacific-10 Conference Standings, 1978-2011

	Years	Overall			Pac-10		
		W	L	Pct.	W	L	Pct.
UCLA	1978-2011	731	315	.699	411	183	.692
ARIZONA	1978-2011	732	322	.694	400	194	.673
Stanford	1978-2011	615	396	.608	321	273	.540
California	1978-2011	549	446	.552	282	312	.475
Washington	1978-2011	546	449	.549	285	309	.480
Arizona State	1978-2011	526	464	.531	265	329	.446
USC	1978-2011	521	463	.529	278	316	.468
Oregon State	1978-2011	500	470	.515	268	326	.451
Oregon	1978-2011	513	501	.506	246	348	.414
Washington State	1978-2011	483	490	.496	227	367	.382

Composite Western Athletic Conference Standings, 1962-78

	Years	Overall			WAC		
		W	L	Pct.	W	L	Pct.
New Mexico	1962-78	288	139	.674	107	89	.546
Texas-El Paso	1969-78	147	86	.631	66	60	.524
Utah	1962-78	270	162	.625	109	87	.556
ARIZONA	1962-78	241	184	.567	98	98	.500
Arizona State	1962-78	237	192	.552	99	97	.505
Brigham Young	1962-78	231	192	.546	105	91	.536
Colorado State	1969-78	124	106	.539	57	69	.452
Wyoming	1962-78	221	214	.508	73	123	.372

Composite Border Conference Standings, 1931-61*

	Years	Overall			Border		
		W	L	Pct.	W	L	Pct.
Texas Tech	1931-39, '41-56	306	203	.601	176	101	.635
ARIZONA	1931-61	398	275	.591	231	144	.616
Arizona State	1931-61	302	216	.583	186	205	.476
New Mexico State	1931-61	366	291	.557	183	182	.501
West Texas State	1941-61	233	188	.553	135	98	.579
New Mexico	1931-51	183	207	.469	134	156	.462
Northern Arizona	1931-53	177	215	.452	124	163	.432
Hardin-Simmons	1941-61	197	253	.438	94	142	.398
Texas-El Paso	1935-61	232	302	.434	130	196	.399

* Does not include 1942-43 and 1943-44 seasons. No official conference championship was awarded due to World War II travel restrictions.

NOTE: Records above reflect on-court results only. Vacated or forfeited games due to NCAA infractions by any school listed above are not included.

National Player of the Year

- 1987-88 Steve Kerr (USBWA Most Courageous Athlete)
- 1988-89 Sean Elliott (Wooden Award, AP, Kodak/NABC, Chevrolet/CBS-TV, Basketball Times, Basketball Weekly, Lapchick Trophy/Hall of Fame, Hoop Scoop, All-Star Sports Report)
- 1998-99 Jason Terry (Sports Illustrated, CBS/Chevrolet, Rawlings/Basketball Times)
- 2002-03 Jason Gardner (Frances Pomeroy Naismith/Basketball Hall of Fame)

National Freshman of the Year

- 1996-97 Mike Bibby (Basketball Weekly)
- 1999-2000 Jason Gardner (Basketball Times, USBWA, ESPN.com)

All-America

- 1950-51 Roger Johnson (3rd, Helms Foundation)
- 1975-76 Bob Elliott (3rd, Basketball Weekly; Helms Foundation/Citizen's Savings)
- 1976-77 Bob Elliott (1st, Helms Foundation/Citizen's Savings)
- 1987-88 Sean Elliott (Consensus)
Steve Kerr (2nd, Associated Press; 3rd, NABC)
- 1988-89 Sean Elliott (Consensus)
- 1990-91 Chris Mills (HM, Associated Press)
Brian Williams (HM, Associated Press)
- 1991-92 Chris Mills (HM, Associated Press)
Sean Rooks (HM, Associated Press)
- 1992-93 Chris Mills (2nd, Basketball Weekly; 3rd, Basketball Times, NABC, Associated Press, UPI)
- 1993-94 Khalid Reeves (1st, John Wooden; 2nd, Associated Press, The Sporting News, USBWA, Basketball Weekly; 3rd, NABC)
Damon Stoudamire (HM, Associated Press, Basketball Weekly, USBWA)
- 1994-95 Damon Stoudamire (Consensus)
- 1996-97 Michael Dickerson (HM, Associated Press)
- 1997-98 Mike Bibby (Consensus)
Miles Simon (1st, Associated Press, John Wooden, The Sporting News, NABC; 2nd, Basketball Times)
Michael Dickerson (3rd, Associated Press)
- 1998-99 Jason Terry (1st, Associated Press, The Sporting News, Basketball News; 2nd, John Wooden, NABC)
- 1999-2000 Jason Gardner (3rd, Basketball Times)
Loren Woods (HM, Associated Press)
Michael Wright (HM, Associated Press)
- 2000-01 Michael Wright (3rd, Associated Press, ESPN.com)
Gilbert Arenas (3rd, ESPN.com; HM, Associated Press)
Jason Gardner (HM, Associated Press)
Loren Woods (HM, Associated Press)
- 2001-02 Jason Gardner (2nd, cnnsi.com, Basketball America; 3rd, Associated Press, NABC)
Luke Walton (1st, John Wooden, collegehoopsinsider.com; 2nd, The Sporting News, Basketball News; 3rd, Basketball Times)
- 2002-03 Jason Gardner (1st, John Wooden; 2nd, Associated Press, NABC, USBWA; 3rd, foxsports.com)
Luke Walton (HM, Associated Press)
- 2003-04 Andre Iguodala (HM, Associated Press)
- 2004-05 Channing Frye (2nd, Basketball Times)
Salim Stoudamire (1st, John Wooden; 2nd, USBWA, Associated Press)
- 2007-08 Jerryd Bayless (2nd, Sports Illustrated, ESPN.com)
- 2008-09 Jordan Hill (3rd, The Sporting News; HM, Associated Press)
Chase Budinger (HM, Associated Press)
- 2010-11 Derrick Williams (1st, Sports Illustrated, John R. Wooden; 2nd, USBWA, Associated Press, NBAC, The Sporting News, Basketball Times, foxsports.com)
- 2013-14 Nick Johnson (1st, NABC, Sporting News, USBWA, John R. Wooden; 2nd, Associated Press)
Aaron Gordon (3rd, Sporting News)

NCAA All-Final Four Team

- 1987-88 Sean Elliott
- 1996-97 Miles Simon (MOP)
Mike Bibby
- 2000-01 Richard Jefferson
Loren Woods

NCAA All-Regional

- 1975-76 Jim Rappis (West)
- 1987-88 Sean Elliott (West, MOP)
Steve Kerr (West)
Tom Tolbert (West)
Brian Williams (West)
- 1990-91 Khalid Reeves (West, MOP)
Damon Stoudamire (West)
- 1993-94 Khalid Reeves (West, MOP)
Damon Stoudamire (West)
- 1996-97 Miles Simon (Southeast, MOP)
Mike Bibby (Southeast)
- 1997-98 Mike Bibby (West)
- 2000-01 Gilbert Arenas (Midwest, MOP)
Jason Gardner (Midwest)
Richard Jefferson (Midwest)
Loren Woods (Midwest)
- 2002-03 Jason Gardner (West)
Luke Walton (West)
- 2004-05 Hassan Adams (Chicago)
Channing Frye (Chicago)
Salim Stoudamire (Chicago)
- 2010-11 Derrick Williams (West)
Jesse Perry (West)
- 2012-13 Mark Lyons (West)
- 2013-14 Aaron Gordon (West)
Nick Johnson (West)

Pacific-12 Conference

Player of the Year

- 2013-14 Nick Johnson

Pacific-12 Conference

Freshman of the Year

- 2013-14 Aaron Gordon

Pacific-10 Conference

Player of the Year

- 1987-88 Sean Elliott
- 1988-89 Sean Elliott
- 1992-93 Chris Mills
- 1994-95 Damon Stoudamire (co)
- 1997-98 Mike Bibby
- 1998-99 Jason Terry
- 2010-11 Derrick Williams

Pacific-10 Conference

Freshman of the Year

- 1985-86 Sean Elliott
- 1996-97 Mike Bibby
- 1998-99 Michael Wright
- 2001-02 Salim Stoudamire
- 2006-07 Chase Budinger
- 2009-10 Derrick Williams

All-Pac-12 Conference

- 2011-12 Kyle Fogg, G
Solomon Hill, F
Jesse Perry, F (hm)
- 2012-13 Solomon Hill, F (1st)
Mark Lyons, G (1st)
- 2013-14 Aaron Gordon, F (1st)
Nick Johnson, G (1st)
T.J. McConnell, G (2nd)

All-Pacific-10 Conference

- 1978-79 Larry Demic, C
Joe Nehls, G (2nd)
Russell Brown, G (hm)
- 1979-80 Joe Nehls, G
- 1980-81 Ron Davis, G
- 1981-82 Frank Smith, F (hm)
- 1983-84 Pete Williams, C
- 1984-85 Pete Williams, C
Eddie Smith, F
Brock Brunkhorst, G (hm)
- 1985-86 Steve Kerr, G
- 1986-87 Sean Elliott, F

- 1987-88 Sean Elliott, F
Steve Kerr, G
Anthony Cook, C
- 1988-89 Sean Elliott, F
Anthony Cook, C
- 1989-90 Jud Buechler, F
- 1990-91 Brian Williams, F
- 1991-92 Chris Mills, F
Sean Rooks, C
- 1992-93 Chris Mills, F
Damon Stoudamire, G
- 1993-94 Khalid Reeves, G
Damon Stoudamire, G
Damon Stoudamire, G
Ray Owes, F
Joseph Blair, C (hm)
- 1995-96 Ben Davis, F/C
Reggie Geary, G
Miles Simon, G (hm)
- 1996-97 Michael Dickerson, F
Mike Bibby (hm)
Miles Simon (hm)
- 1997-98 Mike Bibby, G
Michael Dickerson, F
Miles Simon, G
- 1998-99 Jason Terry, G
A.J. Bramlett, C
Michael Wright, F
- 1999-2000 Michael Wright, F
Loren Woods, C
Jason Gardner, G
Gilbert Arenas, G (hm)
- 2000-01 Gilbert Arenas, G
Michael Wright, F
- 2001-02 Jason Gardner, G
Luke Walton, F
- 2002-03 Jason Gardner, G
Luke Walton, F
- 2003-04 Channing Frye, C
Andre Iguodala, F
Hassan Adams, F (hm)
Salim Stoudamire, G (hm)
- 2004-05 Channing Frye, C
Salim Stoudamire, G
Hassan Adams, G (hm)
- 2005-06 Hassan Adams, G
Ivan Radenovic, F (hm)
- 2006-07 Marcus Williams, F
Ivan Radenovic, F (hm)
Mustafa Shakur, G (hm)
- 2007-08 Jerryd Bayless, G (2nd)
Chase Budinger, F (3rd)
Jordan Hill, F (hm)
- 2008-09 Chase Budinger, F (1st)
Jordan Hill, F (1st)
Nic Wise, G (2nd)
- 2009-10 Nic Wise, G (1st)
Derrick Williams, F (1st)
- 2010-11 Derrick Williams, F (1st)
Lamont Jones, G (hm)
- Pac-12 Conference All-Freshman**
- 2011-12 Nick Johnson, G
Josiah Turner, G (hm)
- 2012-13 Kaleb Tarczewski, C (hm)
- 2013-14 Aaron Gordon, F
Rondae Hollis-Jefferson, F
- Pac-12 Conference All-Defensive**
- 2011-12 Kyle Fogg, G
- 2012-13 Nick Johnson, G (hm)
- 2013-14 Nick Johnson, G
T.J. McConnell, G
- Pacific-10 Conference All-Freshman**
- 1981-82 Brock Brunkhorst, G
- 1983-84 Michael Tait, G
- 1985-86 Sean Elliott, F
- 1988-89 Sean Rooks, C
Matt Othick, G
- 1990-91 Khalid Reeves, G
- 1991-92 Damon Stoudamire, G
- 1994-95 Miles Simon, G (hm)
- 1995-96 A.J. Bramlett, F (hm)
Jason Terry, G (hm)

1996-97 Mike Bibby, G
 1998-99 Micheal Wright, F
 Richard Jefferson, F
 Ruben Douglas, G (hm)
 1999-2000 Jason Gardner, G
 Gilbert Arenas, G
 Luke Walton, F (hm)
 2001-02 Salim Stoudamire, G
 Channing Frye, C
 2002-03 Hassan Adams, G
 Andre Iguodala, F
 2003-04 Mustafa Shakur, G
 Ivan Radenovic, F (hm)
 2005-06 Marcus Williams, F
 2006-07 Chase Budinger, F
 2007-08 Jerryd Bayless, G
 2008-09 Kyle Fogg, G (hm)
 2009-10 Derrick Williams, F
 2010-11 Jordin Mayes, G (hm)

Pacific-12 Conference All-Academic
 2013-14 Kaleb Tarczewski, C (hm)

Pacific-10 Conference All-Academic
 1978-79 Joe Nehls, G
 1979-80 Joe Nehls, G
 1981-82 Jack Magno, F
 1985-86 Steve Kerr, G
 1987-88 Steve Kerr, G
 1988-89 Matt Muehlebach, G
 1989-90 Matt Muehlebach, G
 1990-91 Matt Muehlebach, G
 1993-94 Kevin Flanagan, F
 1999-2000 Josh Pastner, G (2nd)
 2000-01 Eugene Edgerston, F
 2003-04 Jason Ranne, G
 Andre Iguodala, F (2nd)
 2007-08 Bret Brielmaier, F

Pacific-12 Conference Coach of the Year
 2014 Sean Miller

Pacific-10 Conference Coach of the Year
 1986 Lute Olson
 1987 Lute Olson
 1989 Lute Olson
 1993 Lute Olson
 1994 Lute Olson
 1998 Lute Olson
 2003 Lute Olson (co-selection)
 2011 Sean Miller

Pac-12 Conference All-Tournament Team
 2012 Kyle Fogg
 Solomon Hill
 Jesse Perry
 2014 Aaron Gordon
 Nick Johnson

Pacific-10 Conference All-Tournament Team
 1988 Sean Elliott (MVP)
 Tom Tolbert
 Steve Kerr
 1989 Sean Elliott (MVP)
 Anthony Cook
 Jud Buechler
 1990 Jud Buechler (co-MVP)
 Matt Muehlebach (co-MVP)
 2002 Luke Walton (MOP)
 Jason Gardner
 Salim Stoudamire
 Hassan Adams
 2004 Salim Stoudamire (MOP)
 Channing Frye
 Derrick Williams
 2011

Pac-12 Conference Hall of Honor
 2002 Sean Elliott
 2003 Steve Kerr
 2004 Khalid Reeves
 2005 Pete Williams
 2006 Damon Stoudamire

2007 Chris Mills
 2008 Miles Simon
 2009 Lute Olson
 2010 Mike Bibby
 2011 Michael Dickerson
 2012 Richard Jefferson
 2013 Jason Gardner
 2014 Luke Walton

All-Western Athletic Conference
 1962-63 Warren Rustand, G (2nd)
 Albert Johnson, G (2nd)
 Warren Rustand, G
 1963-64 Albert Johnson, F (2nd)
 Warren Rustand, G
 1964-65 Warren Rustand, G
 Albert Johnson, F (2nd)
 1965-66 Ted Pickett, G (2nd)
 1967-68 Bill Davis, F
 1969-70 Bill Warner, F (2nd)
 1970-71 Bill Warner, F (2nd)
 1971-72 Jim Huckestein, G (2nd)
 1972-73 Coniel Norman, F
 Eric Money, G (2nd)
 1973-74 Coniel Norman, F
 Al Fleming, F (2nd)
 Eric Money, G (2nd)
 1974-75 Al Fleming, F
 Bob Elliott, C
 1975-76 Al Fleming, F
 Bob Elliott, C
 Jim Rappis, G (2nd)
 1976-77 Bob Elliott, F
 Herman Harris, G
 1977-78 Phil Taylor, C (2nd)

Western Athletic Conference All-Academic
 1963-64 Warren Rustand, G
 1964-65 Warren Rustand, G
 1965-66 Mike Aboud, G
 1966-67 Mike Aboud, G
 1968-69 John Harbour, F
 1973-74 Jim Rappis, G
 1974-75 Bob Elliott, F
 1975-76 Bob Elliott, F
 Jim Rappis, G
 1976-77 Bob Elliott, F

All-Border Conference
 1933-34 Vince Byrne, F
 Gene Filbrun, G
 George Johnson, G
 1934-35 Walter Scholtzhauer, F
 Ralph Winters, C (2nd)
 1935-36 Lorry DiGrazia, F
 Morion Coltrin, G
 Elmer Vickers, G (2nd)
 1936-37 Lory DiGrazia, F (2nd)
 Marion Coltrin, G (2nd)
 1937-38 Lorry DiGrazia, F (2nd)
 Marion Coltrin, G (2nd)
 1937-38 Lorry DiGrazia, F (2nd)
 Tom Greenfield, C (2nd)
 1938-39 Carl Berra, G (2nd)
 1939-40 Wilmer Harper, F (2nd)
 Carl Berra, F (2nd)
 George Jordan, C (2nd)
 Stewart Udall, G (2nd)
 1940-41 Wilmer Harper, F (2nd)
 Vince Cullen, F (2nd)
 Don Gatchel, G (2nd)
 1941-42 Bob Ruman, F (2nd)
 1942-43 Vince Cullem, F
 Bob Ruman, F (2nd)
 Merv Borodkin, G (2nd)
 1945-46 Link Richmond, F
 Fred Enke, F
 Tim Ballantyne, C
 Marv Borodkin, G (2nd)
 George Genung, G (2nd)
 1946-47 Link Richmond, F
 Fred Enke, G
 Junior Crum, C (2nd)
 Marv Borodkin, G (2nd)
 1947-48 Morris Udall, F
 Fred Enke, G

Bill Mann, G (2nd)
 1948-49 Leon Blevins, F
 Hillard Crum, C (2nd)
 1949-50 Leon Blevins, F
 Roger Johnson, G
 Bob Honea, F (2nd)
 Leo Johnson, G (2nd)
 1950-51 Bob Honea, F
 Roger Johnson, G
 Leo Johnson, G
 Dave Schuff, F (2nd)
 1951-52 Roger Johnson, G (1st)
 Bill Kemmeries, F (2nd)
 1953-54 Hadie Redd, F (2nd)
 John Bruner, C (2nd)
 1954-55 Hadie Redd, F (2nd)
 1955-56 Ed Nymeyer, F (2nd)
 1956-57 Bob Mueller, F
 Ed Nymeyer, F (2nd)
 Ed Nymeyer, F (2nd)
 1957-58 Ed Nymeyer, F (2nd)
 1958-59 Ernie McCray, C (2nd)
 1959-60 Ernie McCray, C
 Jon Conner, G (2nd)
 Joe Skaisgir, F (2nd)

All-Coast
 1949-50 Leon Blevins (UPI)
 1978-79 Joe Nehls (UPI)
 1978-79 Joe Nehls (BB News)

All-District 6 (Colliers)
 1948-49 Leon Blevins
 1949-50 Leon Blevins
 1950-51 Roger Johnson
 1951-52 Roger Johnson

USBWA All-District 7
 1961-62 Joe Skaisgir
 1971-72 Jim Huckestein
 1972-73 Coniel Norman
 1973-74 Coniel Norman
 1974-75 Al Fleming
 Bob Elliott
 1975-76 Al Fleming
 Bob Elliott
 Bob Elliott
 1976-77 Herman Harris

USBWA All-District 8
 1978-79 Larry Demic
 Joe Nehls
 1985-86 Steve Kerr
 1986-87 Sean Elliott
 1987-88 Sean Elliott (POY)
 Steve Kerr
 Lute Olson (COY)
 1988-89 Sean Elliott (POY)
 Anthony Cook
 1989-90 Jud Buechler
 1990-91 Brian Williams
 Chris Mills
 1991-92 Chris Mills
 Sean Rooks
 1992-93 Chris Mills (POY)
 Damon Stoudamire
 Lute Olson (COY)
 1993-94 Khalid Reeves
 Damon Stoudamire
 1994-95 Ray Owes
 Damon Stoudamire
 1996-97 Michael Dickerson

USBWA All-District 9
 1999-2000 Michael Wright
 Loren Woods
 2001-02 Jason Gardner
 Luke Walton
 2002-03 Jason Gardner (POY)
 2003-04 Channing Frye
 Andre Iguodala
 2004-05 Salim Stoudamire (POY)
 Channing Frye
 2005-06 Hassan Adams
 2006-07 Marcus Williams
 2007-08 Jerryd Bayless
 2008-09 Chase Budinger
 Jordan Hill

2010-11 Derrick Williams
 2011-12 Kyle Fogg
 2012-13 Solomon Hill
 Mark Lyons
 2013-14 Aaron Gordon
 Nick Johnson

NABC All-District
 1951-52 Roger Johnson
 1952-53 Bill Kemmeries (hm)
 1953-54 Hadie Redd
 1954-55 Hadie Redd
 1959-60 Ernie McCray (3rd)
 1961-62 Joe Skaisgir (3rd)
 1963-64 Albert Johnson (3rd)
 Warren Rustand (3rd)
 1964-65 Warren Rustand
 Albert Johnson (2nd)
 1965-66 Ted Pickett (3rd)
 Bob Spahn (3rd)
 1967-68 Bill Davis (2nd)
 1968-69 Mickey Foster
 Tom Lee (3rd)
 1970-71 Bill Warner (2nd)
 1971-72 Jim Huckestein
 1972-73 Coniel Norman
 Eric Money (2nd)
 1973-74 Coniel Norman
 Eric Money (2nd)
 1974-75 Al Fleming
 Bob Elliott
 1975-76 Al Fleming
 Bob Elliott
 1976-77 Bob Elliott
 Herman Harris
 Phil Taylor (3rd)
 1977-78 Phil Taylor (3rd)
 1978-79 Joe Nehls
 Larry Demic (2nd)
 Russell Brown (2nd)
 1979-80 Joe Nehls (2nd)
 1980-81 Ron Davis (2nd)
 1981-82 Frank Smith (2nd)
 1984-85 Pete Williams
 Eddie Smith (2nd)
 Steve Kerr (2nd)

NABC All-District 15
 1986-87 Sean Elliott
 1987-88 Sean Elliott
 Steve Kerr (2nd)
 1988-89 Sean Elliott
 Anthony Cook
 Lute Olson (COY)
 1989-90 Jud Buechler (2nd)
 1990-91 Brian Williams (2nd)
 Chris Mills (2nd)
 1991-92 Chris Mills
 Sean Rooks (2nd)
 1992-93 Chris Mills
 Damon Stoudamire (2nd)
 Lute Olson (COY)
 1993-94 Khalid Reeves
 Damon Stoudamire
 1994-95 Damon Stoudamire
 Ray Owes (2nd)
 1995-96 Ben Davis (2nd)
 Reggie Geary (2nd)
 Miles Simon (2nd)
 1996-97 Michael Dickerson
 1997-98 Mike Bibby
 Michael Dickerson
 Miles Simon
 1998-99 Jason Terry
 A.J. Bramlett (2nd)
 1999-2000 Michael Wright
 Loren Woods (2nd)
 Jason Gardner (2nd)
 2000-01 Gilbert Arenas
 Loren Woods (2nd)
 Michael Wright (2nd)
 2001-02 Jason Gardner (1st)
 Luke Walton (1st)
 2002-03 Jason Gardner (1st)
 Luke Walton (1st)
 2003-04 Hassan Adams (1st)

- Channing Frye (1st)
- Andre Iguodala (2nd)
- 2004-05 Salim Stoudamire (2nd)
- Salim Stoudamire (1st)
- Channing Frye (1st)
- Hassan Adams (2nd)
- 2006-07 Marcus Williams
- Ivan Radenovic
- Chase Budinger
- 2007-08 Jerryd Bayless (1st)
- Chase Budinger (2nd)
- 2008-09 Jordan Hill (1st)
- Chase Budinger (2nd)
- 2009-10 Nic Wise (1st)
- Derrick Williams (2nd)
- 2010-11 Derrick Williams (1st)
- 2011-12 Solomon Hill (1st)

NABC All-District 20

- 2012-13 Solomon Hill (1st)
- Mark Lyons (1st)
- 2013-14 Aaron Gordon (2nd)
- Nick Johnson (1st)

All-Far West (Basketball Weekly)

- 1992-93 Ed Stokes
- Khalid Reeves (hm)
- Damon Stoudamire (hm)
- 1993-94 Khalid Reeves
- Ray Owes (hm)
- Damon Stoudamire (hm)

All-West Region (Basketball Times)

- 1993-94 Khalid Reeves
- Damon Stoudamire

Basketball Times All-Rockies Region

- 2001-02 Jason Gardner
- 2002-03 Jason Gardner
- 2003-04 Hassan Adams
- 2004-05 Salim Stoudamire
- Channing Frye
- 2006-07 Marcus Williams

NCAA Post-Graduate Scholarship

- 1991 Matt Muehlebach

Academic All-America (CoSIDA)

- 1964-65 Warren Rustand, G (2nd)
- 1974-75 Bob Elliott, F (2nd)
- 1975-76 Bob Elliott, F
- 1976-77 Bob Elliott, F
- 1990-91 Matt Muehlebach, G (2nd)

GTE/CoSIDA

Academic All-America Hall of Fame

- 1995 Bob Elliott

N4A Wilma Rudolph Award

- 2012 Kevin Parrom

WAC Scholar-Athlete Award

- 1965 Warren Rustand
- 1966 Mike Aboud
- 1977 Bob Elliott

USBWA District 9 Coach of the Year

- 1999-00 Lute Olson
- 2013-14 Sean Miller

NABC District 20 Coach of the Year

- 2010-11 Sean Miller
- 2013-14 Sean Miller

John R. Wooden

“Legends of Coaching” Award

- 2000-01 Lute Olson

Clair Bee Coach of the Year Award

- 2000-01 Lute Olson

cnsi.com

National Coach of the Year

- 2001-02 Lute Olson

National Sports Festival

- 1985 Joe Turner
- 1986 Anthony Cook, Brian David
- 1987 Sean Rooks
- Mark Georgeson
- 1991 Damon Stoudamire

- 1993 Joseph Blair

World University Games

- 1987 Sean Elliott
- 1993 Damon Stoudamire

U.S. Olympic Trials

- 1976 Bob Elliott
- 1988 Sean Elliott
- Steve Kerr
- Tom Tolbert
- Anthony Cook

USA Basketball Senior National Team

- 2003 Mike Bibby
- Richard Jefferson
- 2004 Richard Jefferson (bronze)
- 2010 Andre Iguodala
- 2012 Andre Iguodala (gold)

USA Basketball

World Championship Team

- 1986 Lute Olson (coach)
- Sean Elliott
- Steve Kerr
- 2010 Andre Iguodala

FIBA/AAU Extraordinary Worldwide Championship of Basketball for Males

- 1966 Warren Rustand

Olympic Games/FIBA World Championship Appearances

- 2004 Robertas Javtokas (LTU)
- 2008 Robertas Javtokas (LTU)
- 2010 Robertas Javtokas (LTU)

NABC East-West Game

- 1965 Warren Rustand
- 1976 Al Fleming
- 1977 Herman Harris
- 1979 Larry Demic
- 1990 Jud Buechler

Aloha Classic

- 1976 Al Fleming
- 1977 Herman Harris
- 1979 Larry Demic
- 1980 Joe Nehls

Pizza Hut East-West

- 1979 Larry Demic

A.I.A. vs. College All-Stars

- 1979 Larry Demic
- 1980 Joe Nehls

Harlem Globetrotters vs.

College All-Stars

- 1951 Leo Johnson

Orlando Classic

- 1988 Tom Tolbert
- 1989 Anthony Cook
- 1990 Jud Buechler
- 1992 Sean Rooks

Portsmouth Invitational

- 1991 Matt Muehlebach
- 1992 Matt Othick
- 2003 Rick Anderson
- 2010 Nic Wise
- 2012 Kyle Fogg
- 2013 Mark Lyons

Cactus Classic

- 1993 Ed Stokes
- 1994 Khalid Reeves

Player	Round/ Selection	Year	Team
Morris Udall		1948	Denver Nuggets (NBL)
Lincoln Richmond		1948	Ft. Wayne Pistons
Leon Bleivins	7/79	1950	Indianapolis Olympians
Leo Johnson	5/44	1951	Ft. Wayne Pistons
Roger Johnson		1952	Milwaukee Hawks
Ernie McCray	17/95	1960	Cincinnati Royals
Warren Rustand	4/31	1965	San Francisco Warriors
Bill Davis	12/160	1968	Phoenix Suns
Michael Foster		1970	Indiana Pacers (ABA)
Tom Lee	9/147	1971	Philadelphia 76ers
Eddie Myers	10/160	1971	Baltimore Bullets
		1971	Miami Floridians (ABA)
Bill Warner	11/170	1971	Buffalo Braves
		1971	New York Nets (ABA)
Bruce Anderson	7/101	1972	Detroit Pistons
Eric Money	2/33	1974	Detroit Pistons
		1974	Denver Nuggets (ABA)
Coniel Norman	3/37	1974	Philadelphia 76ers
		1974	Denver Nuggets (ABA)
Al Fleming	2/30	1976	Phoenix Suns
James Rappis	5/77	1976	Milwaukee Bucks
Bob Elliott	2/42	1977	Philadelphia 76ers
Herman Harris	2/43	1977	Philadelphia 76ers
Jerome Gladney	8/164	1977	San Antonio Spurs
Phil Taylor	10/198	1978	Denver Nuggets
Larry Demic	1/9	1979	New York Knicks
Joe Nehls	7/152	1980	Houston Rockets
Ron Davis	4/79	1981	Washington Bullets
Robbie Dosty	6/148	1981	Golden State Warriors
Frank Smith	8/177	1983	Portland Trailblazers
*Leon Wood	1/10	1984	Philadelphia 76ers
Pete Williams	4/89	1985	Denver Nuggets
Eddie Smith	7/158	1985	Denver Nuggets
Tom Tolbert	2/34	1988	Charlotte Hornets
Steve Kerr	2/50	1988	Phoenix Suns
Sean Elliott	1/3	1989	San Antonio Spurs
Anthony Cook	1/24	1989	Phoenix Suns
Jud Buechler	2/38	1990	Seattle SuperSonics
Brian Williams	1/10	1991	Orlando Magic
Sean Rooks	2/30	1992	Dallas Mavericks
Chris Mills	1/22	1993	Cleveland Cavaliers
Ed Stokes	2/35	1993	Miami Heat
Khalid Reeves	1/12	1994	Miami Heat
Damon Stoudamire	1/7	1995	Toronto Raptors
Joseph Blair	2/35	1996	Seattle SuperSonics
Ben Davis	2/43	1996	Phoenix Suns
Reggie Geary	2/56	1996	Cleveland Cavaliers
Mike Bibby	1/2	1998	Vancouver Grizzlies
Michael Dickerson	1/14	1998	Houston Rockets
Miles Simon	2/42	1998	Orlando Magic
Jason Terry	1/10	1999	Atlanta Hawks
A.J. Bramlett	2/39	1999	Cleveland Cavaliers
Richard Jefferson	1/13	2001	Houston Rockets
Gilbert Arenas	2/31	2001	Golden State Warriors
Michael Wright	2/39	2001	New York Knicks
Loren Woods	2/46	2001	Minnesota Timberwolves
*Robertas Javtokas	2/56	2001	San Antonio Spurs
Luke Walton	2/32	2003	Los Angeles Lakers
Andre Iguodala	1/9	2004	Philadelphia 76ers
Channing Frye	1/8	2005	New York Knicks
Salim Stoudamire	2/31	2005	Atlanta Hawks
Hassan Adams	2/54	2006	New Jersey Nets
Marcus Williams	2/33	2007	San Antonio Spurs
Jerryd Bayless	1/11	2008	Indiana Pacers
Jordan Hill	1/8	2009	New York Knicks
Chase Budinger	2/44	2009	Detroit Pistons
Derrick Williams	1/2	2011	Minnesota Timberwolves
Solomon Hill	1/23	2013	Indiana Pacers
Grant Jerrett	2/40	2013	Portland Trail Blazers
Aaron Gordon	1/4	2014	Orlando Magic
Nick Johnson	2/42	2014	Houston Rockets

* Played at Arizona as a freshman before transferring

ARIZONA'S FIRST ROUND DRAFT PICKS (19)

Player	Selection	Year	Team
Larry Demic	9	1979	New York Knicks
*Leon Wood	10	1984	Philadelphia 76ers
\$Sean Elliott	3	1989	San Antonio Spurs
Anthony Cook	24	1989	Phoenix Suns
\$Brian Williams	10	1991	Orlando Magic
Chris Mills	22	1993	Cleveland Cavaliers
Khalid Reeves	12	1994	Miami Heat
\$Damon Stoudamire	7	1995	Toronto Raptors
\$Mike Bibby	2	1998	Vancouver Grizzlies
Michael Dickerson	14	1998	Houston Rockets
\$Jason Terry	10	1999	Atlanta Hawks
\$Richard Jefferson	13	2001	Houston Rockets
\$Andre Iguodala	9	2004	Philadelphia 76ers
\$Channing Frye	8	2005	New York Knicks
\$Jerryd Bayless	11	2008	Indiana Pacers
\$Jordan Hill	8	2009	New York Knicks
\$Derrick Williams	2	2011	Minnesota Timberwolves
Solomon Hill	23	2013	Indiana Pacers
\$Aaron Gordon	4	2014	Orlando Magic

* Played at Arizona as a freshman before transferring.

\$ Lottery pick

IN THE POLLS



The University of Arizona has become a fixture in the men's college basketball rankings. Over the last 27 seasons, the Wildcats have been ranked in the nation's top 25 in 386 of 461 Associated Press polls released in that span (83.7 percent). In fact, the Wildcats' string of 312 consecutive regular-season appearances in that span (Nov. 30, 1987-Dec. 12, 2005) is an AP poll record.

Until being left out of the 2001-02 preseason poll, Arizona had been ranked in the polls for six straight seasons, covering 109 consecutive ranking periods, dating back to Nov. 20, 1996. Arizona's record in the coaches' poll is almost as impressive. Since the 1989-90 campaign, the Wildcats have been ranked in 361 of 441 polls (81.2 percent) dating back to Dec. 4, 1990. The only breaks in that streak prior to 2005-06 were the 2001-02 preseason and the 2003-04 final poll.

Arizona has been the No. 1 team in the country for 38 different polling periods, with the last coming on program-record eight-consecutive occasions in the 2013-14 season. The team's initial climb to No. 1 came Dec. 21, 1987 and also happened during the 1988-89, 1990-91, 1996-97, 1997-98 and 2000-01 seasons.

2013-14 Week-By-Week

	AP	USA Today
Preseason	6	5
Nov. 11	6	5
Nov. 18	5	4
Nov. 25	4	3
Dec. 2	2	2
Dec. 9	1	1
Dec. 16	1	1
Dec. 23	1	1
Dec. 30	1	1
Jan. 6	1	1
Jan. 13	1	1
Jan. 20	1	1
Jan. 27	1	1
Feb. 3	2	3
Feb. 10	2	3
Feb. 17	4	4
Feb. 24	3	3
March 3	3	3
March 10	4	4
March 17	4	5
Final	--	5

2010-11 Week-By-Week

	AP	ESPN/ USA Today
Preseason	NR	NR
Nov. 15	NR	NR
Nov. 22	NR	NR
Nov. 29	NR	NR
Dec. 6	NR	NR
Dec. 13	NR	NR
Dec. 20	NR	NR
Dec. 27	NR	NR
Jan. 3	NR	NR
Jan. 10	NR	NR
Jan. 17	NR	25
Jan. 24	NR	NR
Jan. 31	21	22
Feb. 7	15	16
Feb. 14	12	13
Feb. 21	10	10
Feb. 28	18	18
March 7	16	15
March 14	17	18
Final	--	9

2007-08 Week-By-Week

	AP	ESPN/ USA Today
Preseason	17	17
Nov. 12	17	17
Nov. 19	NR	NR
Nov. 26	NR	NR
Dec. 3	22	24
Dec. 10	21	22
Dec. 17	19	19
Dec. 24	17	18
Dec. 31	21	21
Jan. 7	NR	24
Jan. 14	NR	NR
Jan. 21	NR	NR
Jan. 28	NR	NR
Feb. 4	NR	NR
Feb. 11	NR	NR
Feb. 18	NR	NR
Feb. 25	NR	NR
March 3	NR	NR
March 10	NR	NR
March 17	NR	NR
Final	NR	NR

2004-05 Week-By-Week

	AP	ESPN/ USA Today
Preseason	10	11
Nov. 22	18	17
Nov. 29	21	20
Dec. 6	15	15
Dec. 13	15	16
Dec. 20	14	15
Dec. 27	14	14
Jan. 3	13	13
Jan. 10	17	16
Jan. 17	13	12
Jan. 24	11	11
Jan. 31	14	13
Feb. 7	12	13
Feb. 14	10	11
Feb. 21	9	8
Feb. 28	11	11
March 7	8	8
March 14	9	9
Final	—	6

2012-13 Week-By-Week

	AP	ESPN/ USA Today
Preseason	12	11
Nov. 12	12	12
Nov. 19	10	10
Nov. 26	9	9
Dec. 3	8	8
Dec. 10	8	8
Dec. 17	4	5
Dec. 24	3	3
Dec. 31	3	3
Jan. 7	4	3
Jan. 14	7	7
Jan. 21	6	6
Jan. 28	8	8
Feb. 4	7	7
Feb. 11	9	9
Feb. 18	12	12
Feb. 25	11	11
March 4	18	18
March 11	18	18
March 18	21	20
Final	--	14

2009-10 Week-By-Week

	AP	ESPN/ USA Today
Preseason	NR	NR
Nov. 16	NR	NR
Nov. 23	NR	NR
Nov. 30	NR	NR
Dec. 7	NR	NR
Dec. 14	NR	NR
Dec. 21	NR	NR
Dec. 28	NR	NR
Jan. 4	NR	NR
Jan. 11	NR	NR
Jan. 18	NR	NR
Jan. 25	NR	NR
Feb. 1	NR	NR
Feb. 8	NR	NR
Feb. 15	NR	NR
Feb. 22	NR	NR
March 1	NR	NR
March 8	NR	NR
March 15	NR	NR
Final	--	NR

2006-07 Week-By-Week

	AP	ESPN/ USA Today
Preseason	10	10
Nov. 13	15	16
Nov. 20	15	15
Nov. 27	16	16
Dec. 4	14	15
Dec. 11	10	11
Dec. 18	9	9
Dec. 26	7	7
Jan. 1	7	7
Jan. 8	10	8
Jan. 15	11	12
Jan. 22	17	19
Jan. 29	20	22
Feb. 5	24	—
Feb. 12	19	24
Feb. 19	—	—
Feb. 26	—	—
March 5	—	—
March 12	—	—
Final	np	—

2003-04 Week-By-Week

	AP	ESPN/ USA Today
Preseason	4	4
Nov. 17	4	np
Nov. 24	4	3
Dec. 1	7	8
Dec. 8	9	9
Dec. 15	7	5
Dec. 22	5	5
Dec. 29	4	4
Jan. 5	3	3
Jan. 12	7	8
Jan. 19	14	12
Jan. 26	9	9
Feb. 2	12	12
Feb. 9	16	15
Feb. 16	14	13
Feb. 23	17	14
March 1	22	17
March 8	21	16
March 15	22	18
Final	np	NR

2011-12 Week-By-Week

	AP	ESPN/ USA Today
Preseason	16	16
Nov. 14	15	16
Nov. 21	23	23
Nov. 28	NR	NR
Dec. 5	NR	NR
Dec. 12	NR	NR
Dec. 19	NR	NR
Dec. 26	NR	NR
Jan. 2	NR	NR
Jan. 9	NR	NR
Jan. 16	NR	NR
Jan. 23	NR	NR
Jan. 30	NR	NR
Feb. 6	NR	NR
Feb. 13	NR	NR
Feb. 20	NR	NR
Feb. 27	NR	NR
March 5	NR	NR
March 12	NR	NR
Final	--	NR

2008-09 Week-By-Week

	AP	ESPN/ USA Today
Preseason	NR	NR
Nov. 17	NR	NR
Nov. 24	NR	NR
Dec. 1	NR	NR
Dec. 8	NR	NR
Dec. 15	NR	NR
Dec. 22	NR	NR
Dec. 29	NR	NR
Jan. 5	NR	NR
Jan. 12	NR	NR
Jan. 19	NR	NR
Jan. 26	NR	NR
Feb. 2	NR	NR
Feb. 9	NR	NR
Feb. 16	NR	NR
Feb. 23	NR	NR
March 2	NR	NR
March 9	NR	NR
March 16	NR	NR
Final	—	23

2005-06 Week-By-Week

	AP	ESPN/ USA Today
Preseason	10	9
Nov. 21	9	8
Nov. 28	15	13
Dec. 5	24	25
Dec. 12	24	NR
Dec. 19	NR	NR
Dec. 26	NR	NR
Jan. 2	21	23
Jan. 9	24	25
Jan. 16	NR	NR
Jan. 23	NR	NR
Jan. 30	NR	NR
Feb. 6	NR	NR
Feb. 13	NR	NR
Feb. 20	NR	NR
Feb. 27	NR	NR
March 6	NR	NR
March 13	NR	NR
Final	—	NR

2002-03 Week-By-Week

	AP	ESPN/ USA Today
Preseason	1	1
Nov. 18	1	np
Nov. 25	1	1
Dec. 2	1	1
Dec. 9	1	1
Dec. 16	1	1
Dec. 23	4	4
Dec. 30	4	4
Jan. 6	2	2
Jan. 13	2	2
Jan. 20	1	1
Jan. 27	1	1
Feb. 3	2	2
Feb. 10	1	1
Feb. 17	1	1
Feb. 24	1	1
March 3	1	1
March 10	1	1
March 17	2	2
April 8	np	5

2001-02 Week-By-Week

	AP	ESPN/ USA Today
Preseason	NR	NR
Nov. 12	np	12
Nov. 19	8	7
Nov. 26	4	3
Dec. 3	7	8
Dec. 10	6	7
Dec. 17	11	10
Dec. 24	14	16
Dec. 31	15	14
Jan. 7	20	21
Jan. 14	15	18
Jan. 21	10	12
Jan. 28	19	18
Feb. 4	11	13
Feb. 11	9	10
Feb. 18	14	16
Feb. 25	14	14
March 4	15	14
March 11	7	8
Final	np	10

2000-01 Week-By-Week

	AP	ESPN/ USA Today
Preseason	1	1
Nov. 13	1	np
Nov. 20	1	2
Nov. 27	5	5
Dec. 4	5	5
Dec. 11	7	6
Dec. 18	10	8
Dec. 25	12	10
Jan. 1	16	15
Jan. 8	21	20
Jan. 15	17	17
Jan. 22	12	13
Jan. 29	7	9
Feb. 5	11	10
Feb. 12	8	8
Feb. 19	8	8
Feb. 26	9	7
March 5	8	7
March 12	5	4
Final	np	2

1999-2000 Week-By-Week

	AP	ESPN/ USA Today
Preseason	9	9
Nov. 15	10	9
Nov. 22	8	9
Nov. 29	4	4
Dec. 6	2	2
Dec. 13	4	3
Dec. 20	3	2
Dec. 27	5	4
Jan. 3	5	4
Jan. 10	2	2
Jan. 17	2	2
Jan. 24	5	4
Jan. 31	9	5
Feb. 7	7	7
Feb. 14	4	4
Feb. 21	4	4
Feb. 28	3	3
March 6	9	6
March 13	4	4

1998-99 Week-By-Week

	AP	ESPN/ USA Today
Preseason	18	20
Nov. 16	12	20
Nov. 23	11	15
Nov. 30	13	13
Dec. 7	8	10
Dec. 14	T8	9
Dec. 21	8	9
Dec. 28	6	7
Jan. 5	8	11
Jan. 11	7	8
Jan. 18	9	11
Jan. 25	13	12
Feb. 1	10	11

Feb. 8	10	11
Feb. 15	8	10
Feb. 22	7	9
March 1	13	11
March 8	10	10

1997-98 Week-By-Week

	AP	ESPN/ USA Today
Preseason	1	1
Nov. 17	1	1
Nov. 24	1	1
Dec. 1	4	4
Dec. 8	6	4
Dec. 15	5	5
Dec. 22	5	5
Dec. 29	8	6
Jan. 5	5	5
Jan. 12	5	5
Jan. 19	6	5
Jan. 26	6	6
Feb. 2	4	4
Feb. 9	3	4
Feb. 16	3	3
Feb. 23	2	2
March 2	2	2
March 9	4	4
Final	np	6

1996-97 Week-By-Week

	AP	ESPN/ USA Today
Preseason	19	16
Nov. 18	19	16
Nov. 25	11	10
Dec. 2	15	13
Dec. 9	8	8
Dec. 16	6	6
Dec. 23	9	13
Dec. 30	9	13
Jan. 6	7	8
Jan. 13	6	7
Jan. 20	11	11
Jan. 27	10	10
Feb. 3	14	11
Feb. 10	11	11
Feb. 17	13	12
Feb. 24	15	12
March 3	12	11
March 10	15	13
April 1	np	1

1995-96 Week-By-Week

	AP	ESPN/ USA Today
Preseason	—	25
Nov. 20	19	9
Nov. 27	4	4
Dec. 4	4	4
Dec. 11	4	4
Dec. 18	3	3
Dec. 25	9	8
Jan. 1	9	9
Jan. 8	18	16
Jan. 15	18	17
Jan. 22	13	12
Jan. 29	14	12
Feb. 5	16	15
Feb. 12	13	15
Feb. 19	13	14
Feb. 26	11	11
March 4	11	11

1994-95 Week-By-Week

	AP	ESPN/ USA Today
Preseason	5	6
Nov. 21	5	6
Nov. 28	9	8
Dec. 5	8	8
Dec. 12	8	7
Dec. 19	7	6
Dec. 26	10	9
Jan. 2	9	8
Jan. 9	13	9
Jan. 16	11	11
Jan. 23	12	10
Jan. 30	12	12
Feb. 6	9	8

Feb. 13	12	10
Feb. 20	13	9
Feb. 27	12	10
March 6	12	11
March 13	15	13
April 5	np	25

1993-94 Week-By-Week

	AP	ESPN/ USA Today
Preseason	18	20
Nov. 22	19	20
Nov. 29	19	12
Dec. 6	14	14
Dec. 13	13	12
Dec. 20	13	12
Dec. 27	12	13
Jan. 3	9	9
Jan. 10	6	6
Jan. 17	9	9
Jan. 24	13	11
Jan. 31	12	9
Feb. 7	16	15
Feb. 14	15	15
Feb. 21	9	11
Feb. 28	8	7
March 7	7	6
March 14	9	10
April 5	np	3

1992-93 Week-By-Week

	AP	USA Today/ CNN
Preseason	10	np
Nov. 23	10	10
Nov. 30	9	9
Dec. 7	14	12
Dec. 14	14	10
Dec. 21	14	12
Dec. 28	22	17
Jan. 4	20	17
Jan. 11	12	12
Jan. 18	11	12
Jan. 25	8	8
Feb. 1	8	7
Feb. 8	5	7
Feb. 15	4	6
Feb. 22	4	4
March 1	3	3
March 8	5	7
March 15	6	5
April 6	—	12

1991-92 Week-By-Week

	AP	USA Today/ CNN
Preseason	5	np
Nov. 25	3	np
Dec. 2	3	5
Dec. 9	3	3
Dec. 16	2	3
Dec. 23	6	6
Dec. 30	6	6
Jan. 6	6	6
Jan. 13	7	6
Jan. 20	11	10
Jan. 27	9	9
Feb. 3	7	8
Feb. 10	7	7
Feb. 17	5	5
Feb. 24	5	6
March 2	4	4
March 9	2	3
March 16	10	7

1990-91 Week-By-Week

	AP	UPI
Preseason	3	2
Nov. 26	2	1
Dec. 3	2	2
Dec. 10	4	4
Dec. 17	4	4
Dec. 24	4	4
Dec. 31	4	4
Jan. 7	6	6
Jan. 14	6	6
Jan. 21	5	5
Jan. 28	6	6
Feb. 4	5	5
Feb. 11	6	6

Feb. 18	9	8
Feb. 25	7	5
March 4	9	7
March 11	8	7

1989-90 Week-By-Week

	AP	UPI
Preseason	6	6
Nov. 27	2	3
Dec. 4	20	17
Dec. 12	20	—
Dec. 18	22	—
Dec. 26	21	16
Jan. 1	19	19
Jan. 8	18	19
Jan. 15	23	—
Jan. 22	19	—
Jan. 29	23	—
Feb. 5	22	—
Feb. 12	20	—
Feb. 19	21	—
Feb. 26	23	—
March 5	15	16
March 12	14	12

1988-89 Week-By-Week

	AP	UPI
Preseason	11	11
Nov. 21	10	10
Nov. 28	11	9
Dec. 5	10	10
Dec. 12	9	9
Dec. 19	9	9
Dec. 26	8	8
Jan. 2	8	7
Jan. 9	12	10
Jan. 16	9	7
Jan. 23	6	5
Jan. 30	4	3
Feb. 6	1	1
Feb. 13	2	2
Feb. 20	2	2
Feb. 27	1	1
March 6	1	1
March 13	1	1

1987-88 Week-By-Week

	AP	UPI
Preseason	17	10
Nov. 30	9	7
Dec. 7	4	2
Dec. 14	2	2
Dec. 21	1	2
Dec. 28	1	1
Jan. 4	3	4
Jan. 11	1	1
Jan. 18	1	1
Jan. 25	1	1
Feb. 1	1	1
Feb. 8	3	3
Feb. 15	3	2
Feb. 22	3	3
Feb. 29	3	3
March 7	3	3
March 14	2	2

Previous Rankings

1984-85: Feb. 26; 19th AP, 17th UPI
 1976-77: Jan. 11; 10th AP
 1975-76: Final poll; 15th AP, 12th UPI
 1974-75: Jan. 7; 10th AP
 1973-74: Dec. 25; 12th AP
 1964-65: Feb. 2; 14th AP
 1950-51: Final poll; 12th AP, 12th UPI
 1949-50: Final poll; 15th AP

VS. RANKED OPPONENTS



Since the Associated Press debuted its college basketball rankings on Jan. 20, 1949, the University of Arizona has played 303 games against nationally ranked opponents. The Wildcats have played at least one game against a ranked opponent in 63 of those 66 seasons, including the last 50 consecutive. All told, Arizona has a 132-171 (.436) mark against ranked teams with a 53-40 (.570) record at McKale Center.

Date	Rank	Opponent	Result	Location
1/29/49	10	San Francisco	L 49-56	San Francisco, Calif.
3/11/50	10	LaSalle	L 66-72	New York, N.Y.
(N.I.T.)				
12/30/50	19	West Virginia	W 68-67	Morgantown, W.Va.
1/29/51	2	Long Island	W 62-61	Tucson, Ariz.
3/13/51	13	Dayton	L 68-74	New York, N.Y.
(N.I.T.)				
3/21/51	4	Kansas State	L 59-61	Kansas City, Mo.
(NCAA Tournament, West Region, First Round)				
12/27/52	6	New York University	L 76-103	New York, N.Y. (MSG)
1/5/53	9	Kansas State	L 52-78	Manhattan, Kan.
12/17/53	1	LaSalle	L 68-87	Tucson, Ariz.
12/10/54	16	Utah	L 44-77	Salt Lake City, Utah
12/11/54	16	Utah	L 68-43	Salt Lake City, Utah
12/9/55	5	Utah	L 45-119	Salt Lake City, Utah
12/10/55	5	Utah	L 63-93	Salt Lake City, Utah
12/21/55	18	Memphis State (ot)	L 92-98	Tucson, Ariz.
12/27/55	11	Louisville	L 83-103	Louisville, Ky.
12/28/56	12	Tennessee	L 66-70	Knoxville, Tenn.
12/29/56	12	Vanderbilt	L 76-107	Nashville, Tenn.
1/3/57	17	Oklahoma City	L 55-80	Oklahoma City, Okla.
2/5/58	11	Bradley	L 58-71	Tucson, Ariz.
12/27/58	14	California	L 46-90	Berkeley, Calif.
1/12/61	10	UCLA	L 68-90	Los Angeles, Calif.
12/3/62	10	Wisconsin	W 51-46	Madison, Wis.
12/22/62	6	Colorado	W 60-52	Tucson, Ariz.
2/9/63	5	Arizona State	L 54-73	Tempe, Ariz.
3/4/63	4	Arizona State	L 53-58	Tucson, Ariz.
12/1/64	15	Seattle	W 76-71	Seattle, Wash.
12/28/64	4	UCLA	L 79-99	Los Angeles, Calif.
1/28/65	8	San Francisco	W 71-56	Tucson, Ariz.
1/8/66	8	Brigham Young	L 74-87	Provo, Utah
1/31/66	10	UCLA	L 67-84	Tucson, Ariz.
2/10/66	4	Texas-El Paso (ot)	L 72-81	El Paso, Texas
2/9/67	8	Texas-El Paso	L 66-75	Tucson, Ariz.
12/22/67	2	Houston	L 76-81	Tucson, Ariz.
1/13/68	6	Utah	L 77-83	Salt Lake City, Utah
2/3/68	4	New Mexico	W 69-68	Tucson, Ariz.
2/9/68	10	New Mexico State	L 75-93	Las Cruces, N.M.
2/22/68	7	New Mexico	L 74-102	Albuquerque, N.M.
12/5/68	8	Houston	L 64-85	Houston, Texas
12/26/68	18	Purdue	L 72-98	Honolulu, Hawaii
(Rainbow Classic)				
2/8/69	18	New Mexico	L 74-79	Albuquerque, N.M.
12/1/69	4	UCLA	L 65-90	Los Angeles, Calif.
12/26/69	13	Jacksonville	L 72-104	Evansville, Ind.
(Evansville Tournament)				
1/2/70	7	New Mexico State	L 76-95	Las Cruces, N.M.
12/9/70	9	New Mexico State	L 74-76	Las Cruces, N.M.
12/29/71	6	Ohio State	L 47-90	Los Angeles, Calif.
(Bruin Classic)				
1/8/72	18	Brigham Young	L 67-88	Provo, Utah
2/11/72	10	Brigham Young	L 78-89	Tucson, Ariz.
12/7/72	17	USC	W 71-69	Tucson, Ariz.
12/23/72	17	Kansas State	L 69-85	Manhattan, Kan.
1/6/73	16	New Mexico	W 83-73	Tucson, Ariz.
2/8/73	20	New Mexico	L 73-93	Albuquerque, N.M.
12/19/73	13	Kansas State	W 74-72	Tucson, Ariz.
12/28/73	6	Marquette	L 62-76	Milwaukee, Wis.
1/11/74	8	New Mexico	W 97-89	Tucson, Ariz.
1/25/74	18	Centenary	W 97-88	Tucson, Ariz.
2/1/75	12	Arizona State	L 81-83	Tucson, Ariz.
3/8/75	8	Arizona State	L 92-107	Tempe, Ariz.
12/8/75	18	Kansas State	L 61-71	Manhattan, Kan.
12/10/75	16	UNLV	L 94-98	Las Vegas, Nev.
12/27/75	6	Cincinnati	W 71-64	Honolulu, Hawaii
(Rainbow Classic)				
3/18/76	3	UNLV (ot)	W 114-109	Los Angeles, Calif.
(NCAA Tournament, West Regional Semifinal)				
3/20/76	5	UCLA	L 66-82	Los Angeles, Calif.
(NCAA Tournament, West Regional Final)				
12/29/77	8	UCLA	L 63-85	Los Angeles, Calif.

Date	Rank	Opponent	Result	Location
2/9/78	6	New Mexico	L 85-103	Albuquerque, N.M.
12/19/78	18	UNLV	L 79-117	Las Vegas, Nev.
1/18/79	6	UCLA	W 70-69	Tucson, Ariz.
2/17/79	2	UCLA	L 86-110	Los Angeles, Calif.
1/10/80	9	Oregon State	L 72-77	Tucson, Ariz.
2/9/80	4	Oregon State	L 63-73	Corvallis, Ore.
2/23/80	18	Arizona State	L 72-78	Tempe, Ariz.
1/5/81	2	Oregon State	L 49-61	Tucson, Ariz.
1/17/81	8	UCLA	L 76-79	Tucson, Ariz.
1/24/81	7	Arizona State	L 65-83	Tempe, Ariz.
2/12/81	8	UCLA	L 76-79	Los Angeles, Calif.
2/21/81	7	Arizona State	L 65-83	Tucson, Ariz.
3/5/81	2	Oregon State	L 79-90	Corvallis, Ore.
12/3/81	18	UNLV	L 49-69	Tucson, Ariz.
12/29/81	9	Minnesota	L 62-91	Tucson, Ariz.
1/4/82	15	Oregon State	L 55-68	Corvallis, Ore.
3/5/82	4	Oregon State	L 64-92	Tucson, Ariz.
11/26/82	14	Houston	L 63-104	Houston, Texas
12/8/82	11	Tennessee	L 73-92	Knoxville, Tenn.
1/8/83	6	UCLA	L 87-92	Tucson, Ariz.
3/10/83	4	UCLA	L 58-111	Los Angeles, Calif.
12/28/83	16	Texas-El Paso (ot)	L 49-51	El Paso, Texas
(Sun Bowl Tournament)				
1/7/84	6	UCLA	L 58-61	Tucson, Ariz.
2/11/84	17	Washington	L 51-56	Seattle, Wash.
2/25/84	20	Oregon State	W 69-58	Tucson, Ariz.
1/24/85	10	Oregon State	L 55-59	Corvallis, Ore.
2/23/85	19	Oregon State	W 67-52	Tucson, Ariz.
11/30/85	16	UNLV	L 59-60	Anchorage, Alaska
(Great Alaska Shootout)				
11/21/86	5	UNLV	L 87-92	Las Vegas, Nev.
(Preseason N.I.T.)				
12/13/86	13	Georgetown	L 74-82	Landover, Md.
1/24/87	9	Illinois	L 63-82	Champaign, Ill.
2/7/87	4	Iowa	L 80-89	Tucson, Ariz.
11/28/87	9	Michigan	W 79-64	Anchorage, Alaska
(Great Alaska Shootout)				
11/30/87	1	Syracuse	W 80-69	Anchorage, Alaska
(Great Alaska Shootout)				
12/12/87	3	Iowa	W 66-59	Iowa City, Iowa
12/30/87	9	Duke	W 91-85	Tucson, Ariz.
1/30/88	13	Illinois	W 78-70	Tucson, Ariz.
3/25/88	17	Iowa	W 99-79	Seattle, Wash.
(NCAA Tournament, West Regional Semifinal)				
3/27/88	7	North Carolina	W 70-52	Seattle, Wash.
(NCAA Tournament, West Regional Final)				
4/2/88	4	Oklahoma	L 78-86	Kansas City, Mo.
(NCAA Tournament, National Semifinal)				
12/2/88	10	North Carolina	L 72-79	Charlotte, N.C.
(Tournament of Champions)				
12/3/88	17	Temple	W 68-50	Charlotte, N.C.
(Tournament of Champions)				
12/18/88	10	UNLV	W 86-75	Tucson, Ariz.
1/29/89	19	Stanford	W 72-52	Tucson, Ariz.
2/12/89	5	Oklahoma	L 80-82	Norman, Okla.
2/26/89	9	Duke	W 77-75	East Rutherford, N.J.
3/23/89	15	UNLV	L 67-68	Denver, Colo.
(NCAA Tournament, West Regional Semifinal)				
11/25/89	4	Michigan	W 82-75	Springfield, Mass.
(Hall of Fame Tip-Off Classic)				
1/13/90	19	UCLA	L 67-73	Los Angeles, Calif.
1/20/90	3	Oklahoma	W 78-74	Tucson, Ariz.
2/18/90	7	UNLV	L 87-95	Las Vegas, Nev.
2/25/90	5	Duke	L 76-78	Durham, N.C.
3/3/90	16	Oregon State	W 87-60	Tucson, Ariz.
3/18/90	23	Alabama	L 55-77	Long Beach, Calif.
(NCAA Tournament, West Region, Second Round)				
11/23/90	2	Arkansas	W 89-77	New York, N.Y.
(Preseason N.I.T.)				
12/8/90	18	Louisiana State	L 82-92	Baton Rouge, La.
1/12/91	7	UCLA	W 82-77	Tucson, Ariz.
2/10/91	14	UCLA (ot)	W 105-94	Los Angeles, Calif.
2/24/91	7	Duke (2ot)	W 103-96	Tucson, Ariz.
3/21/91	13	Seton Hall	L 77-81	Seattle, Wash.
(NCAA Tournament, West Regional Semifinal)				
12/7/91	16	Louisiana State	W 87-67	Tucson, Ariz.
12/21/91	19	Arkansas	L 59-65	Fayetteville, Ark.
1/11/92	2	UCLA	L 87-89	Tucson, Ariz.

Date	Rank	Opponent	Result	Location	Date	Rank	Opponent	Result	Location
3/12/92	8	UCLA	L 81-89	Los Angeles, Calif.	3/7/98	19	UCLA	W 91-87	Los Angeles, Calif.
1/7/93	15	UCLA	W 82-80	Los Angeles, Calif.	3/19/98	20	Maryland	W 87-79	Anaheim, Calif.
2/21/93	8	Cincinnati	W 70-60	Phoenix, Ariz.	(NCAA Tournament, West Regional Semifinal)				
(7-Up Shootout)					3/21/98	6	Utah	L 51-76	Anaheim, Calif.
12/5/93	8	Oklahoma State	W 97-84	Phoenix, Ariz.	(NCAA Tournament, West Regional Final)				
(Dial Invitational)					11/13/98	9	Tennessee	W 73-72	Albuquerque, N.M.
12/22/93	16	Boston College	W 70-65	Lahaina, Hawaii	(Black Coaches Association Classic)				
(Maui Invitational)					1/2/99	10	UCLA	L 75-82	Los Angeles, Calif.
12/23/93	5	Kentucky	L 92-93	Lahaina, Hawaii	1/16/99	16	New Mexico	L 78-79	Albuquerque, N.M.
(Maui Invitational)					1/28/99	3	Stanford	W 79-78	Tucson, Ariz.
12/30/93	7	Michigan	W 119-95	Tucson, Ariz.	2/27/99	6	Stanford	L 83-98	Palo Alto, Calif.
1/8/94	25	Marquette	W 94-80	Tucson, Ariz.	3/6/99	12	UCLA	W 87-70	Tucson, Ariz.
1/13/94	19	California (ot)	L 93-98	Tucson, Ariz.	11/26/99	11	Kentucky	W 63-51	New York, N.Y.
1/20/94	2	UCLA	L 66-74	Los Angeles, Calif.	(Preseason N.I.T.)				
2/13/94	18	California	W 96-77	Berkeley, Calif.	12/4/99	9	Texas	W 88-81	Austin, Texas
2/19/94	8	UCLA	W 98-74	Tucson, Ariz.	12/7/99	6	Connecticut	L 69-79	Chicago, Ill.
3/24/94	10	Louisville	W 82-70	Los Angeles, Calif.	(Great Eight)				
(NCAA Tournament, West Regional Semifinal)					12/11/99	4	Michigan State	W 79-68	Tucson, Ariz.
3/26/94	5	Missouri	W 92-72	Los Angeles, Calif.	1/8/00	1	Stanford	W 68-65	Palo Alto, Calif.
(NCAA Tournament, West Regional Final)					1/20/00	25	UCLA	W 76-61	Los Angeles, Calif.
4/2/94	2	Arkansas	L 82-91	Charlotte, N.C.	2/3/00	23	Oregon	W 77-71	Tucson, Ariz.
(NCAA Tournament, National Semifinal)					3/9/00	2	Stanford	W 86-81	Tucson, Ariz.
11/26/94	19	Oklahoma State	W 73-63	Anchorage, Alaska	11/22/00	8	Illinois	W 79-76	Lahaina, Hawaii
Great Alaska Shootout					(Maui Invitational)				
11/30/94	17	Michigan	W 78-57	Auburn Hills, Mich.	12/9/00	15	Connecticut	L 69-71	Storrs, Conn.
(Great Eight)					12/16/00	5	Illinois	L 73-81	Chicago, Ill.
12/22/94	14	Syracuse	L 84-94	Syracuse, N.Y.	1/6/01	2	Stanford	L 76-85	Tucson, Ariz.
1/12/95	20	California	W 99-86	Berkeley, Calif.	1/18/01	24	USC	W 71-58	Tucson, Ariz.
1/19/95	4	UCLA	L 61-71	Tucson, Ariz.	1/27/01	20	Texas	W 70-58	Tucson, Ariz.
1/26/95	18	Oregon	W 97-89	Eugene, Ore.	2/15/01	24	UCLA (ot)	L 77-79	Los Angeles, Calif.
2/9/95	15	Stanford	W 84-73	Tucson, Ariz.	3/8/01	1	Stanford	W 76-75	Palo Alto, Calif.
2/18/95	6	UCLA	L 70-72	Los Angeles, Calif.	3/23/01	14	Mississippi	W 66-56	San Antonio, Texas
3/11/95	18	Arizona State (2ot)	L 98-103	Tucson, Ariz.	(NCAA Tournament, Midwest Regional Semifinal)				
11/17/95	16	Arkansas	W 83-73	Fayetteville, Ark.	3/25/01	4	Illinois	W 87-81	San Antonio, Texas
11/22/95	16	Michigan	W 86-79	New York, N.Y.	(NCAA Tournament, Midwest Regional Final)				
(Preseason N.I.T.)					3/31/01	3	Michigan State	W 80-61	Minneapolis, Minn.
11/24/95	5	Georgetown	W 91-81	New York, N.Y.	(NCAA Tournament, National Semifinal)				
(Preseason N.I.T.)					4/2/01	1	Duke	L 72-82	Minneapolis, Minn.
12/23/95	13	Syracuse	L 70-79	Tucson, Ariz.	(NCAA Tournament, National Championship)				
1/20/96	13	UCLA	W 88-79	Tucson, Ariz.	11/8/01	2	Maryland	W 71-67	New York, N.Y.
2/11/96	5	Cincinnati	W 79-76	Phoenix, Ariz.	(Coaches vs. Cancer IKON Classic)				
(7-Up Shootout)					11/9/01	5	Florida	W 75-71	New York, N.Y.
2/15/96	18	UCLA	L 75-76	Los Angeles, Calif.	(Coaches vs. Cancer IKON Classic)				
3/17/96	21	Iowa	W 87-73	Tempe, Ariz.	11/17/01	23	Texas	W 88-74	Austin, Texas
(NCAA Tournament, West Region, Second Round)					12/1/01	8	Kansas	L 97-105	Tucson, Ariz.
3/22/96	6	Kansas	L 80-83	Denver, Colo.	12/4/01	5	Illinois	W 87-82	Phoenix, Ariz.
(NCAA Tournament, West Regional Semifinal)					(Southwest Showdown)				
11/22/96	7	North Carolina	W 83-72	Springfield, Mass.	12/15/01	23	Michigan State	L 60-74	East Lansing, Mich.
(Hall of Fame Tip-Off Classic)					1/17/02	18	USC	W 97-80	Tucson, Ariz.
11/30/96	19	New Mexico	L 77-84	Albuquerque, N.M.	1/19/02	9	UCLA	W 96-86	Tucson, Ariz.
12/7/96	3	Utah	W 69-61	Anaheim, Calif.	1/26/02	25	Connecticut (ot)	L 98-101	Tucson, Ariz.
(Wooden Classic)					2/2/02	18	Stanford	W 88-82	Palo Alto, Calif.
12/9/96	18	Texas	W 83-78	Tucson, Ariz.	2/14/02	20	UCLA	L 76-77	Los Angeles, Calif.
12/21/96	4	Michigan (ot)	L 71-73	Ann Arbor, Mich.	2/16/02	25	USC	L 89-94	Los Angeles, Calif.
1/4/97	21	Stanford	W 76-75	Tucson, Ariz.	2/28/02	17	Stanford	L 71-76	Tucson, Ariz.
2/4/97	21	Tulane	W 81-62	Phoenix, Ariz.	3/2/02	21	California	W 99-53	Tucson, Ariz.
(7-Up Shootout)					3/8/02	25	California	W 90-78	Los Angeles, Calif.
2/13/97	24	UCLA	L 64-66	Tucson, Ariz.	(Pac-10 Tournament Semifinal)				
3/6/97	23	Stanford	L 80-81	Palo Alto, Calif.	3/9/02	22	USC	W 81-71	Los Angeles, Calif.
3/15/97	16	Coll. of Charleston	W 73-69	Memphis, Tenn.	(Pac-10 Tournament Championship)				
(NCAA Tournament, Southeast Region, Second Round)					3/21/02	3	Oklahoma	L 67-88	San Jose, Calif.
3/21/97	1	Kansas	W 85-82	Birmingham, Ala.	(NCAA Tournament, West Regional Semifinal)				
(NCAA Tournament, Southeast Regional Semifinal)					11/23/02	19	Western Kentucky	W 107-68	Tucson, Ariz.
3/29/97	4	North Carolina	W 66-58	Indianapolis, Ind.	12/15/02	8	Texas	W 73-70	Tucson, Ariz.
(NCAA Tournament, National Semifinal)					1/2/03	9	Oregon	W 81-72	Eugene, Ore.
3/31/97	5	Kentucky (ot)	W 84-79	Indianapolis, Ind.	1/25/03	6	Kansas	W 91-74	Lawrence, Kan.
(NCAA Tournament, National Championship)					2/1/03	20	California	W 95-80	Tucson, Ariz.
11/25/97	8	Kentucky	W 89-74	Lahaina, Hawaii	2/27/03	23	California	W 88-75	Berkeley, Calif.
(Maui Invitational)					3/1/03	19	Stanford	W 72-69	Palo Alto, Calif.
11/26/97	3	Duke	L 89-95	Lahaina, Hawaii	3/27/03	22	Notre Dame	W 88-71	Anaheim, Calif.
(Maui Invitational)					(NCAA Tournament, West Regional Semifinal)				
12/2/97	2	Kansas	L 87-90	Chicago, Ill.	3/29/03	6	Kansas	L 75-78	Anaheim, Calif.
(Great Eight)					(NCAA Tournament, West Regional Final)				
12/23/97	17	Florida State	L 79-84	Tallahassee, Fla.	11/28/03	8	Florida	L 77-78	Springfield, Mass.
1/3/98	9	UCLA	W 87-75	Tucson, Ariz.	(MassMutual Tip-Off Classic)				
1/18/98	15	New Mexico	W 89-70	Tucson, Ariz.	12/9/03	6	Texas	W 91-83	New York, N.Y.
1/29/98	4	Stanford	W 93-75	Palo Alto, Calif.	(Jimmy V Classic)				
2/28/98	8	Stanford	W 90-58	Tucson, Ariz.	12/13/03	22	Marquette	W 85-75	Tucson, Ariz.

VS. RANKED OPPONENTS



Date	Rank	Opponent	Result	Location
1/10/04	4	Stanford	L 72-82	Tucson, Ariz.
2/7/04	2	Stanford	L 77-80	Palo Alto, Calif.
1/26/04	1	Wake Forest	L 60-63	New York, N.Y.
(Preseason N.I.T. Championship)				
12/5/04	15	Mississippi State	W 68-64	Anaheim, Calif.
(John R. Wooden Classic)				
12/18/04	25	Marquette	W 48-43	Milwaukee, Wis.
1/27/05	10	Washington	W 91-82	Tucson, Ariz.
2/26/05	14	Washington	L 85-93	Seattle, Wash.
3/12/05	14	Washington	L 72-81	Los Angeles, Calif.
(Pacific Life Pac-10 Tournament Championship)				
3/24/05	6	Oklahoma State	W 79-78	Rosemont, Ill.
(NCAA Tournament, Chicago Regional Semifinal)				
3/26/05	1	Illinois	L 89-90 (ot)	Rosemont, Ill.
(NCAA Tournament, Chicago Regional Final)				
11/22/05	3	Connecticut	L 70-79	Lahaina, Hawaii
(EA Sports Maui Invitational Semifinal)				
11/23/05	12	Michigan State	L 71-74 (ot)	Lahaina, Hawaii
(EA Sports Maui Invitational Consolation)				
12/31/05	7	Washington	W 96-95 (2ot)	Seattle, Wash.
1/5/06	17	UCLA	L 79-85	Tucson, Ariz.
1/28/06	25	North Carolina	L 69-86	Chapel Hill, N.C.
2/4/06	14	UCLA	L 73-84	Los Angeles, Calif.
3/4/06	14	Washington	L 67-70	Tucson, Ariz.
3/10/06	13	UCLA	L 59-71	Los Angeles, Calif.
(Pacific Life Pac-10 Tournament Semifinal)				
3/19/06	3	Villanova	L 78-82	Philadelphia, Pa.
(NCAA Tournament, Minneapolis Region, Second Round)				
12/20/06	18	Memphis	W 79-71	Tucson, Ariz.
(Chase Fiesta Bowl Classic)				
1/4/07	24	Washington	W 96-87	Seattle, Wash.
1/14/07	15	Oregon	L 77-79	Tucson, Ariz.
1/20/07	3	UCLA	L 69-73	Los Angeles, Calif.
1/27/07	4	North Carolina	L 64-92	Tucson, Ariz.
2/1/07	18	Washington State	L 66-72	Tucson, Ariz.
2/10/07	13	Oregon	W 77-74	Eugene, Ore.
2/15/07	22	USC	L 75-80	Tucson, Ariz.
2/17/07	5	UCLA	L 66-81	Tucson, Ariz.
3/8/07	16	Oregon	L 50-69	Los Angeles, Calif.
(Pacific Life Pac-10 Tournament Quarterfinal)				
11/25/07	4	Kansas	L 72-76 (ot)	Lawrence, Kan.
12/2/07	9	Texas A&M	W 78-67	Tucson, Ariz.
12/29/07	2	Memphis	L 63-76	Memphis, Tenn.
1/24/08	6	Washington State	W 76-64	Tucson, Ariz.
2/2/08	5	UCLA	L 60-82	Los Angeles, Calif.
2/16/08	7	Stanford	L 66-67	Tucson, Ariz.
2/23/08	17	Washington State	W 65-55	Pullman, Wash.
3/2/08	4	UCLA	L 66-68	Tucson, Ariz.
3/13/08	11	Stanford	L 64-75	Los Angeles, Calif.
(Pacific Life Pac-10 Tournament Quarterfinal)				
12/14/08	4	Gonzaga	W 69-64	Phoenix, Ariz.
1/15/09	9	UCLA	L 60-83	Los Angeles, Calif.
1/21/09	17	Arizona State	L 47-53	Tucson, Ariz.
1/29/09	23	Washington	W 106-97	Tucson, Ariz.
2/14/09	11	UCLA	W 84-72	Tucson, Ariz.
2/22/09	14	Arizona State	L 68-70	Tempe, Ariz.
2/28/09	21	Washington	L 78-83	Seattle, Wash.
3/12/09	23	Arizona State	L 56-68	Los Angeles, Calif.
(Pacific Life Pac-10 Tournament Quarterfinal)				
3/20/09	25	Utah	W 84-71	Miami, Fla.
(2009 NCAA Tournament Midwest Region First Round)				
3/27/09	1	Louisville	L 64-103	Indianapolis, Ind.
(2009 NCAA Tournament Midwest Regional Semifinal)				
11/25/09	24	Vanderbilt	L 72-84	Lahaina, Hawaii
(2009 EA Sports Maui Invitational)				
12/2/09	24	UNLV	L 72-74 (2ot)	Tucson, Ariz.
1/10/10	24	Washington	W 87-70	Tucson, Ariz.
11/27/10	6	Kansas	L 79-87	Las Vegas, Nev.
(iBN Sports Las Vegas Invitational)				
12/11/10	18	BYU	L 65-87	Salt Lake City, Utah
1/20/11	20	Washington	L 68-85	Seattle, Wash.
3/20/11	8	Texas	W 70-69	Tulsa, Okla.
(2011 NCAA Tournament West Region Third Round)				
3/24/11	3	Duke	W 93-77	Anaheim, Calif.
(2011 NCAA Tournament West Regional Semifinal)				
3/26/11	9	Connecticut	L 63-65	Anaheim, Calif.
(2011 NCAA Tournament West Regional Final)				
12/7/11	12	Florida	L 72-78 (ot)	Gainesville, Fla.

Date	Rank	Opponent	Result	Location
12/15/12	5	Florida	W 65-64	Tucson, Ariz.
12/25/12	17	San Diego State	W 68-67	Honolulu, Hawaii
(Diamond Head Classic Championship)				
3/15/13	21	UCLA	L 64-66	Las Vegas, Nev.
(Pac-12 Tournament Semifinal)				
3/28/13	7	Ohio State	L 70-73	Los Angeles, Calif.
(NCAA West Regional Semifinal)				
11/29/13	6	Duke	W 72-66	New York, N.Y.
(NIT Season Tip-Off Final)				
3/27/14	13	San Diego State	W 70-64	Anaheim, Calif.
(NCAA West Regional Semifinal)				
3/29/14	12	Wisconsin	L 63-64 (ot)	Anaheim, Calif.
(NCAA West Regional Semifinal)				

RANKED OPPONENT BREAKDOWN (1949-2014)

Coach	Home	Road	Neutral	Totals
Fred A. Enke	1-3	1-13	0-3	2-19
Bruce Larson	3-4	2-14	0-3	5-21
Fred Snowden	6-8	0-17	2-0	8-25
Ben Lindsey	0-1	0-3	0-0	0-4
Lute Olson	37-19	23-34	43-26	103-79
Jim Rosborough	0-1	0-0	0-0	0-1
Kevin O'Neill	2-2	1-3	0-1	3-6
Russ Pennell	2-1	0-3	2-2	4-6
Sean Miller	2-1	0-2	5-7	7-10
Totals	53-40	27-89	52-42	132-171

UA VS. EACH RANKING SLOT

Rnk	Record	Last Met	Opponent	Result	Score
No. 1:	4-4	3/26/05	Illinois	L	89-90 (ot)
No. 2:	4-11	12/29/07	Memphis	L	63-76
No. 3:	7-5	3/24/11	Duke	W	93-77
No. 4:	7-16	12/14/08	Gonzaga	W	69-64
No. 5:	7-11	12/15/12	Florida	W	65-64
No. 6:	8-14	11/29/13	Duke	W	72-66
No. 7:	6-7	3/28/13	Ohio State	L	70-73
No. 8:	10-10	3/20/11	Texas	W	70-69
No. 9:	9-7	3/26/11	Connecticut	L	63-65
No. 10:	4-9	1/27/05	Washington	W	91-82
No. 11:	2-4	2/14/09	UCLA	W	84-72
No. 12:	1-6	3/29/14	Wisconsin	L	63-64 (ot)
No. 13:	5-6	3/27/14	San Diego State	W	70-64
No. 14:	2-8	2/22/09	Arizona State	L	68-70
No. 15:	5-4	1/14/07	Oregon	L	77-79
No. 16:	7-7	3/8/07	Oregon	L	50-69
No. 17:	6-7	12/25/12	San Diego State	W	68-67
No. 18:	7-13	12/11/10	BYU	L	65-87
No. 19:	7-4	3/1/03	Stanford	W	72-69
No. 20:	5-3	1/20/11	Washington	L	68-85
No. 21:	4-2	3/15/13	UCLA	L	64-66
No. 22:	3-0	12/13/03	Marquette	W	85-75
No. 23:	4-4	3/12/09	Arizona State	L	56-68
No. 24:	2-2	1/4/07	Washington	W	96-87
No. 25:	5-5	1/10/10	Washington	W	87-70

Year	Coach	Captain(s)	Overall		Conference						
			W	L	T	Pts.	Opp.	W	L	Place	Postseason
1904-05	Orin A. Kates	Charles O. Brown, Jr.	1	0	1	59	51				
1905-06	Orin A. Kates	Charles O. Brown, Jr.	(Intra-Squad Games Only)								
1906-07	Unknown	Hugo E. Birkner	3	1		100	60				
1907-08	Unknown	Jose Salazar	1	2		50	67				
1908-09	Unknown	George Roberson	1	1		30	32				
1909-10	Unknown	Ernest O. Blades	2	2		103	87				
1910-11	Unknown	George Spaulding	3	0		122	88				
1911-12	Frank L. Kleeberger	James D. Sullivan	2	2		90	104				
1912-13	Raymond L. Quigley	Normal G. Hayhurst	3	2		116	115				
1913-14	Raymond L. Quigley	Ralph L. Reynolds	7	2		276	175				
1914-15	J.F. McKale	Leo F. Cloud	9	0		312	146				
1915-16	J.F. McKale	Alma P. Sessions	5	0		176	87				
1916-17	J.F. McKale	James S. Maffeo	10	2		460	246				
1917-18	J.F. McKale	Albin A. Iselin	3	2		226	143				
1918-19	J.F. McKale	J. Prugh Herndon	6	3		332	226				
1919-20	J.F. McKale	A. Louis Slonaker	9	5		436	337				
1920-21	J.F. McKale	Thomas J. Wallace	7	0		407	130				
1921-22	James H. Pierce	Bret H. Locking	10	2		399	259				
1922-23	James H. Pierce	Harold C. Tovrea	17	3		679	407				
1923-24	Basil Stanley	Harold C. Tovrea	14	3		685	350				
1924-25	Walter Davis	Marvin C. Clark	7	4		306	250				
1925-26	Fred A. Enke	Frank Brookshier	6	7		376	331				
1926-27	Fred A. Enke	Frank Brookshier	13	4		524	442				
1927-28	Fred A. Enke	George Sorenson	13	3		612	465				
1928-29	Fred A. Enke	George Sorenson	19	4		975	509				
1929-30	Fred A. Enke	Waldo Dicus/Neil Goodman	15	6		721	573				
1930-31	Fred A. Enke	Nelson/Ridgway	9	6		441	431				
1931-32	Fred A. Enke	Jack Raffety	18	2		843	375	8	2	1st	
1932-33	Fred A. Enke	Edgar Crismon	19	5		960	716	7	3	1st	
1933-34	Fred A. Enke	George Johnson	18	9		1039	863	9	3	2nd	
1934-35	Fred A. Enke	Walter Schlotzhauer	11	8		711	712	5	7	4th	
1935-36	Fred A. Enke	Elmer Vickers	16	7		852	733	11	5	1st	
1936-37	Fred A. Enke	Ralph Warford	14	11		857	840	9	7	3rd	
1937-38	Fred A. Enke	Walter Helm/Lorry DeGrazia	13	8		864	807	9	7	2nd	
1938-39	Fred A. Enke	Dan Clarke	12	11		936	963	8	10	5th	
1939-40	Fred A. Enke	Carl Berra/George Jordan	15	10		1086	1033	12	4	1st	
1940-41	Fred A. Enke	Wilmer Harper	11	7		842	749	9	6	2nd	
1941-42	Fred A. Enke	Bob Ruman/Vince Cullen	9	13		972	995	6	10	6th	
1942-43	Fred A. Enke	George Genung	22	2		1405	931	16	2	T1st	
1943-44	Fred A. Enke	George Genung	12	2		714	545	—	—	+	
1944-45	Fred A. Enke	Harold Goodman	7	11		701	810	3	4	6th+	
1945-46	Fred A. Enke	Marvin Borodkin	25	5		1667	1234	14	3	1st	NIT
1946-47	Fred A. Enke	Link Richmond/Morris Udall	21	3		1505	1139	14	2	1st	
1947-48	Fred A. Enke	Fred W. Enke/John Padelford	19	10		1763	1566	12	4	1st	
1948-49	Fred A. Enke	Hillard Crum/William Mann	17	11		1526	1441	13	3	1st	
1949-50	Fred A. Enke	Leon Blevins	26	5		2027	1677	14	2	1st	NIT
1950-51	Fred A. Enke	Leo Johnson/Bob Honea	24	6		2085	1661	15	1	1st	NIT, NCAA
1951-52	Fred A. Enke	Roger Johnson	11	16		1765	1858	6	8	T3rd	
1952-53	Fred A. Enke	Bill Kemmeries	13	11		1757	1764	11	3	T1st	
1953-54	Fred A. Enke	John Bruner	14	10		1586	1702	8	4	3rd	
1954-55	Fred A. Enke	George Rountree/Eli Lazovich/Jim Brower	8	17		1691	1849	3	9	6th	
1955-56	Fred A. Enke	Bill Wagner/Bill Reeves	11	15		1905	2096	6	6	5th	
1956-57	Fred A. Enke	Bill Reeves	13	13		1905	1944	5	5	3rd	
1957-58	Fred A. Enke	Ed Nymeyer	10	15		1661	1797	4	6	T4th	
1958-59	Fred A. Enke	Dick Mower/Louis Hopkins	4	22		1643	2052	1	9	6th	
1959-60	Fred A. Enke	Jon Conner/Ernie McCray	10	14		1679	1742	4	6	4th	
1960-61	Fred A. Enke	Marv Dutt/Bill Weese	11	15		1916	2030	5	5	3rd	
1961-62	Bruce Larson	Joe Skaisgir	12	14		1707	1708				
1962-63	Bruce Larson	Wes Flynn	13	13		1613	1609	3	7	T5th	
1963-64	Bruce Larson	Warren Rustand	15	11		1754	1637	4	6	4th	
1964-65	Bruce Larson	Warren Rustand	17	9		1891	1733	5	5	T2nd	
1965-66	Bruce Larson	Harvey Fox/Bob Hansen/Bob Spahn	15	11		1930	1878	5	5	3rd	
1966-67	Bruce Larson	Mike Abound	8	17		1693	1828	3	7	5th	
1967-68	Bruce Larson	Mike Kordick/Bill Davis	11	13		1771	1794	4	6	T4th	
1968-69	Bruce Larson	Jim Hansen	17	10		2107	1968	5	5	3rd	
1969-70	Bruce Larson	Mickey Foster	12	14		2039	2131	8	6	4th	
1970-71	Bruce Larson	Tom Lee/Lanny Mitchell	10	16		2153	2216	3	11	8th	
1971-72	Bruce Larson	Bruce Anderson/Jim Huckestein	6	20		1730	1997	4	10	7th	
1972-73	Fred Snowden	Lynard Harris/Tom Lawson	16	10		2110	2120	9	5	T2nd	
1973-74	Fred Snowden	Ron Allen/Eric Money/Coniel Norman	19	7		2315	2130	9	5	T2nd	
1974-75	Fred Snowden	Dave Burns/Steve Kanner	22	7		2380	2164	9	5	3rd	NCIT
1975-76	Fred Snowden	Al Flemming/Jim Rappis	24	9		2704	2464	11	3	1st	NCAA
1976-77	Fred Snowden	Bob Elliott/Herman Harris/Len Gordy	21	6		2302	2014	10	4	2nd	NCAA
1977-78	Fred Snowden	Phil Taylor	15	11		2184	2066	6	8	T4th	
1978-79	Fred Snowden	Larry Demic	16	11		2062	2140	10	8	T4th	
1979-80	Fred Snowden	Joe Nehls	12	15		1966	2055	6	12	6th	
1980-81	Fred Snowden	Russell Brown	13	14		1996	1933	8	10	T5th	

YEARLY RESULTS



Year	Coach	Captain(s)	Overall				Conference			
			W	L	T	Pts. Opp.	W	L	Place	Postseason
1981-82	Fred Snowden	Frank Smith	9	18		1732 1913	4	14	T8th	
1982-83	Ben Lindsey	John Belobraydic	4	24		1849 2181	1	17	10th	
1983-84	Lute Olson	Pete Williams/Eddie Smith	11	17		1767 1768	8	10	8th	
1984-85	Lute Olson	Brock Brunkhorst	21	10		2123 1868	12	6	T3rd	NCAA
1985-86	Lute Olson	Steve Kerr/John Edgar	23	9		2202 1992	14	4	1st	NCAA
1986-87	Lute Olson	Bruce Fraser	18	12		2268 2064	13	5	2nd	NCAA
1987-88	Lute Olson	Steve Kerr	35	3		3234 2439	17	1	1st	NCAA (Final Four)
1988-89	Lute Olson	Sean Elliott/Anthony Cook	29	4		2788 2207	17	1	1st	NCAA
1989-90	Lute Olson	Jud Buechler	25	7		2524 2140	15	3	T1st	NCAA
1990-91	Lute Olson	Matt Muehlebach	28	7		3021 2510	14	4	1st	NCAA
1991-92	Lute Olson	Sean Rooks/Matt Othick/Wayne Womack	24	7		2629 2134	13	5	3rd	NCAA
1992-93	Lute Olson	Chris Mills	24	4		2340 1998	17	1	1st	NCAA
1993-94	Lute Olson	Kevin Flanagan/Khalid Reeves/ Damon Stoudamire	29	6		3124 2604	14	4	1st	NCAA (Final Four)
1994-95	Lute Olson	Reggie Geary/Ray Owes/Damon Stoudamire	24	7		2631 2350	14	4	2nd	NCAA
1995-96	Lute Olson	Ben Davis/Reginald Geary/ Joseph McLean/Corey Williams	27	6		2693 2372	14	4	2nd	NCAA
1996-97	Lute Olson	Michael Dickerson/Miles Simon	25	9		2850 2491	11	7	5th	NCAA (Champion)
1997-98	Lute Olson	Michael Dickerson/Miles Simon	30	5		3177 2610	17	1	1st	NCAA
1998-99 (!)	Lute Olson	Jason Terry/A.J. Bramlett	22	6		2383 2181	13	5	2nd	NCAA
1999-2000	Lute Olson	Josh Pastner/Loren Woods	27	7		2599 2284	15	3	T1st	NCAA
2000-01	Lute Olson/ Jim Rosborough	Eugene Edgeron/ Justin Wessel/Loren Woods	28	8		2926 2386	15	3	2nd	NCAA (Runner-Up)
2001-02	Lute Olson	Rick Anderson/Jason Gardner/Luke Walton	24	10		2793 2642	12	6	T2nd	NCAA
2002-03	Lute Olson	Rick Anderson/Jason Gardner/Luke Walton	28	4		2725 2262	17	1	1st	NCAA
2003-04	Lute Olson	Jason Ranne/Channing Frye	20	10		2614 2354	11	7	3rd	NCAA
2004-05	Lute Olson	Channing Frye/Salim Stoudamire	30	7		2948 2579	15	3	1st	NCAA
2005-06	Lute Olson	Mustafa Shakur/Ivan Radenovic	20	13		2433 2267	11	7	4th	NCAA
2006-07	Lute Olson	Mustafa Shakur/Ivan Radenovic	20	11		2417 2247	11	7	T3rd	NCAA
2007-08 (!!)	Kevin O'Neill	Jawann McClellan	0	14		2443 2276	0	10	7th	NCAA
2008-09	Russ Pennell	Chase Budinger/Nic Wise	21	14		2529 2421	9	9	T5th	NCAA
2009-10	Sean Miller	Nic Wise	16	15		2229 2233	10	8	4th	
2010-11	Sean Miller	Jamelle Horne	30	8		2905 2580	14	4	1st	NCAA
2011-12	Sean Miller	Alex Jacobson	23	12		2416 2196	12	6	4th	NIT
2012-13	Sean Miller	Solomon Hill, Kevin Parrom	27	8		2570 2226	12	6	T2nd	NCAA
2013-14	Sean Miller	Brandon Ashley/Nick Johnson/T.J. McConnell/ Kaleb Tarczewski	33	5		2769 2225	15	3	1st	NCAA

* Arizona was a member of the Border Conference from 1931-61, the Western Athletic Conference from 1962-78, the Pacific-10 Conference from 1978-2011 and the Pac-12 Conference from 2011-present.

+ Due to travel restrictions during World War II, no official Border Conference championship was awarded in 1943-44 or 1944-45. Record listed in 1944-45 reflects a limited schedule vs. other conference members.

(!) NCAA Tournament appearance vacated due to NCAA infractions. Actual on-court record was 22-7.

(!!) Results vacated due to NCAA infractions under a previous head coach, including NCAA Tournament appearance. Actual on-court record was 19-15 overall, 8-10 in Pac-10 play.

CAREER COACHING RECORDS

Years	Name	Seasons	W	L	T	Pct.	Best Season
1904-06	Orin A. Kates	*2	1	0	1	1.000	1-0 in 1904-05
1906-11	Unknown	5	10	6		.625	3-0 in 1910-11
1911-12	Frank L. Kleeberger	1	2	2		.500	2-2 in 1911-12
1912-14	Raymond L. Quigley	2	10	4		.714	7-2 in 1913-14
1914-21	J.F. McKale	7	49	12		.803	9-0 in 1914-15
1921-23	James H. Pierce	2	27	5		.844	17-3 in 1922-23
1923-24	Basil Stanley	1	14	3		.824	14-3 in 1923-24
1924-25	Walter Davis	1	7	4		.637	7-4 in 1924-25
1925-61	Fred A. Enke	36	509	324		.611	22-2 in 1942-43
1961-72	Bruce Larson	11	136	148		.479	17-9 in 1964-65
1972-82	Fred Snowden	10	167	108		.607	24-9 in 1975-76
1982-83	Ben Lindsey	1	4	24		.143	4-24 in 1982-83
1983-2007	Lute Olson	+24	589	187		.759	35-3 in 1987-88
2000-01	Jim Rosborough	^1	3	2		.600	
2007-08	Kevin O'Neill	++1	0	14		.000	0-14 in 2007-08
2008-09	Russ Pennell	+++1	21	14		.600	21-14 in 2008-09
2009-12	Sean Miller	5	129	48		.729	33-5 in 2013-14
Totals		110	1678	905	1	.649	

* Only intrasquad games were played in 1905-06.

^ Rosborough served as head coach for five games during the 2000-01 campaign while Olson took a leave of absence. Arizona was 28-8 overall and 15-3 in Pac-10 play that season.

+ Record reflects vacated 1999 NCAA Tournament appearance due to NCAA infractions. Actual on-court record was 589-188.

++ O'Neill served as interim head coach while Olson missed the season due to a leave of absence. Results vacated due to NCAA infractions, including NCAA Tournament appearance. Actual on-court record was 19-15.

+++ Pennell served as interim head coach following Olson's retirement in October 2008.

		G	FG-FGA	Pct.	3FG-FGA	Pct.	FT-FTA	Pct.	Reb.	Avg.	PF-D	A	TO	Blk	Stl	Pts	Avg.
1947-48	Arizona	29	678-				407-631	.645			560-32					1763	60.8
	Opponents	29	584-				398-658	.605			528-23					1566	54.0
1946-47	Arizona	24	594-				317-512	.619			473-19					1505	62.7
	Opponents	24	418-				313-549	.570			416-17					1149	47.8
1945-46	Arizona	30	694-				279-485	.578			498-18					1667	55.6
	Opponents	30	457-				321-605	.532			385-9					1235	41.2
1944-45	Arizona	18	272-				107-157	.594			218-9					701	38.9
	Opponents	18	338-				134-258	.519			232-5					810	45.0
1943-44	Arizona	14	292-				133-232	.573			200-15					717	51.2
	Opponents	14	217-				111-225	.493			191-15					545	38.9
1942-43	Arizona	24	594-				217-				367-18					1405	58.6
	Opponents	24	—				—	—			—					931	38.8
1941-42	Arizona	22	411-				150-	—			284-17					972	44.2
	Opponents	22	403-				189-	—			225-8					995	45.2
1940-41	Arizona	18	344-				152-254	.598			234-17					842	46.8
	Opponents	18	301-				147-289	.509			200-13					749	41.6
1939-40	Arizona	25	442-				202-	—			295-14					1086	43.4
	Opponents	25	407-				219-	—			280-14					1033	41.6
1938-39	Arizona	23	377-				182-310	.587			307-26					936	40.7
	Opponents	23	383-				197-401	.491			262-20					963	41.9
1937-38	Arizona	21	357-				150-236	.636			262-9					864	41.1
	Opponents	21	357-				171-316	.541			229-16					807	38.4
1936-37	Arizona	25	357-				143-258	.554			228-10					857	34.3
	Opponents	25	343-				155-301	.515			213-6					841	33.6
1935-36	Arizona	23	349-				154-304	.508			270-17					852	37.0
	Opponents	23	283-				167-372	.449			242-8					733	31.9
1934-35	Arizona	19	300-				111-224	.496			245-11					711	37.4
	Opponents	19	285-				140-299	.468			189-10					710	37.4
1933-34	Arizona	27	410-				239-383	.624			297-10					1059	39.2
	Opponents	27	342-				179-363	.493			304-15					863	32.0
1932-33	Arizona	24	404-				152-337	.451			219-4					960	40.0
	Opponents	24	299-				118-259	.456			249-10					716	29.8
1931-32	Arizona	20	356-				127-253	.502			193-6					839	42.0
	Opponents	20	226-				126-250	.504			209-12					578	28.0
1930-31	Arizona	15	169-				103-196	.526			137-4					441	29.4
	Opponents	15					93-157	.592			163-7					431	28.7
1929-30	Arizona	21	300-				121-213	.568			173-3					721	34.3
	Opponents	21	230-				113-202	.559			174-7					573	27.3
1928-29	Arizona	23	420-				135-248	.544			186-4					975	42.4
	Opponents	23	194-				121-227	.533			188-6					509	22.1
1927-28	Arizona	16	259-				94-205	.459			166-7					612	38.3
	Opponents	16	183-				97-215	.451			157-6					465	29.1
1926-27	Arizona	17	209-				106-199	.532			167-4					542	31.9
	Opponents	17	168-				106-209	.503			152-5					442	26.0
1925-26	Arizona	13														376	28.9
	Opponents	13														331	25.5
1924-25	Arizona	11														306	27.8
	Opponents	11														250	22.7
1923-24	Arizona	17	315-				59-				106-1					689	40.5
	Opponents	17	145-				64-				100-0					354	20.8
1922-23	Arizona	20														679	34.0
	Opponents	20														407	20.4
1921-22	Arizona	12														399	33.3
	Opponents	12														259	21.6
1920-21	Arizona	7														407	58.1
	Opponents	7														130	18.6
1919-20	Arizona	14														418	29.9
	Opponents	14														337	24.1
1918-19	Arizona	9														332	36.9
	Opponents	9														226	25.1

* Statistics vacated due to NCAA infractions

1904-05
Won 1, Lost 0, Tied 1
Coach: Orin A. Kates
 Morenci YMCA W 40-32
 Bisbee YMCA T 19-19

1905-06
No Record (Intrasquad games only)
Coach: Orin A. Kates

1906-07
Won 3, Lost 1
Coach: Unknown
 Morenci YMCA W
 Bisbee YMCA L
 Unknown Opponent W
 Unknown Opponent W

1907-08
Won 1, Lost 1
Coach: Unknown
 Tucson Athletic Club W 28-11
 Bisbee YMCA L 7-34

1908-09
Won 1, Lost 1
Coach: Unknown
 Results unavailable

1909-10
Won 2, Lost 2
Coach: Unknown
 Results unavailable

1910-11
Won 3, Lost 0
Coach: Unknown
 Tucson H.S. W 32-19
 Other results unavailable

1911-12
Won 2, Lost 2
Coach: Frank L. Kleeberger
 Results unavailable

1912-13
Won 3, Lost 2
Coach: Raymond L. Quigley
 Tucson H.S. Alumni W
 Tucson H.S. Alumni W
 Bisbee YMCA L
 Bisbee YMCA W
 F15 Douglas YMCA W

1913-14
Won 7, Lost 2
Coach: Raymond L. Quigley
 D8 Tucson H.S. Alumni W 57-19
 D13 Arizona State W 41-17
 J10 at Arizona State W 13-9
 J15 Bisbee YMCA W 31-27
 J23 at Bisbee YMCA L 20-36
 J24 at Douglas YMCA W 35-24
 J31 Douglas YMCA W 37-5
 F6 at Eastern Arizona J.C. L 19-22
 F7 at Eastern Arizona J.C. W 23-16

1914-15
Won 9, Lost 0
Coach: J.F. McKale
 D12 Tucson H.S. W 66-4
 Tucson H.S. W 29-5
 J15 Bisbee YMCA W 38-29
 J23 at Tucson YMCA W 36-22
 J30 Bisbee YMCA W 28-21
 Douglas YMCA W 20-12
 Tucson YMCA W 40-21
 Phoenix YMCA W 18-10
 Fifth Infantry W 35-22

1915-16
Won 5, Lost 0
Coach: J.F. McKale
 San Francisco Native Sons W 25-17
 Tucson H.S. W 44-16
 Tucson YMCA W 51-12
 Tucson YMCA W 25-12
 Douglas YMCA W 40-32

1916-17
Won 10, Lost 2
Coach: J.F. McKale
 Tucson H.S. W 50-9
 Tucson H.S. W 55-11
 Tucson YMCA W 28-16
 Tucson YMCA W 41-20
 J29 at Phoenix YMCA W 36-28
 J30 at Prescott H.S. W 68-36
 J31 at Winslow H.S. W 52-15
 F1 at New Mexico L 19-28
 F2 at New Mexico State W 34-25
 F3 at El Paso Cactus L 25-36
 F4 at Eastern Arizona J.C. W 22-14
 F5 at Eastern Arizona J.C. W 30-8

1917-18
Won 3, Lost 2
Coach: J.F. McKale
 F2 Bisbee YMCA W 46-27
 F19 Tucson YMCA W 54-8
 F23 25th Infantry W 63-15
 F25 at Bisbee YMCA L 29-51
 M8 El Paso YMCA L 28-42

1918-19
Won 6, Lost 3
Coach: J.F. McKale
 J25 25th Infantry Officers W 37-14
 F7 Tucson YMCA W 48-25
 F10 Northern Arizona L 32-37
 F11 Northern Arizona W 57-28
 F14 New Mexico State W 42-35
 F15 New Mexico State W 44-23
 at Bisbee YMCA W 41-29
 F27 at New Mexico State L 14-38
 F28 at New Mexico State L 17-34

1919-20
Won 9, Lost 5
Coach: J.F. McKale
 Tucson YMCA L 26-27
 Bisbee YMCA L 12-40
 F2 UTEP W 24-15
 F3 New Mexico Tech W 36-12
 F4 New Mexico W 40-21
 F5 New Mexico W 51-19
 F6 New Mexico State W 28-17
 F7 New Mexico State L 19-43
 Tucson YMCA* W 44-22
 Tucson YMCA W 46-28
 Miami YMCA L 29-33
 Bisbee YMCA L 18-21
 M6 New Mexico State* W 37-25
 M7 New Mexico State* W 26-14

1920-21
Won 7, Lost 0
Coach: J.F. McKale
 J28 at Miami YMCA W 28-22
 Bisbee YMCA W 59-17
 Mesa YMCA W 50-12
 at New Mexico Tech W 75-11
 at New Mexico Tech W 74-13
 at Douglas YMCA W 67-30
 at Bisbee YMCA W 54-25

1921-22#
Won 10, Lost 2
Coach: James H. Pierce
 Mesa W 45-32
 J21 Miami YMCA W 25-18
 at N.M. Military J.C. W 52-8
 at N.M. Military J.C. W 24-11
 at New Mexico W 58-22
 at New Mexico W 25-21
 New Mexico State (I) W 36-6
 New Mexico State W 35-14
 USC W 36-28
 USC L 20-46
 at USC W 28-27
 at USC L 15-26
 (I) at El Paso, Texas
 # Home games played at National Guard Armory

1922-23#
Won 17, Lost 3
Coach: James H. Pierce
 J13 Arizona State W 29-20
 J20 Miami YMCA W 29-27
 J27 at Miami YMCA L 22-29
 J29 at Phoenix Indians W 59-25
 J30 at Phoenix J.C. W 46-13
 J31 at Arizona State W 31-22
 F2 New Mexico State W 46-14
 F3 New Mexico State W 39-22
 F9 at Bisbee YMCA W 25-20
 F10 Phoenix J.C. W 41-18
 F12 New Mexico W 59-13
 F13 New Mexico W 38-5
 F19 at UCLA L 30-43
 F20 at UCLA W 33-22
 F22 at USC W 23-18
 F23 at USC W 24-8
 F26 UCLA L 23-30
 F27 UCLA L 32-22
 M2 USC W 26-20
 M3 USC W 27-16
 # Home games played at National Guard Armory

1923-24#
Won 14, Lost 3
Coach: Basil Stanley
 J12 Bisbee YMCA W 44-21
 J19 Mesa Camels W 48-15
 J26 at Arizona State W 39-24
 J30 at Whittier W 47-12
 F1 California (I) L 30-38
 F2 California (I) W 23-14
 F5 at USC L 15-36
 F6 at USC L 26-31
 F16 at Phoenix J.C. W 45-15
 F22 Whittier W 55-24
 F23 Whittier W 31-16
 F25 at New Mexico State W 35-26

F26 at New Mexico State W 39-14
 F27 at New Mexico Tech W 64-15
 F28 at New Mexico Tech W 77-17
 F29 at New Mexico W 34-15
 M1 at New Mexico W 37-21
 (I) at Oakland, Calif.
 # Home games played at National Guard Armory

1924-25#
Won 7, Lost 4
Coach: Walter Davis
 J17 Bisbee YMCA W 34-17
 J24 Arizona State W 42-16
 J31 Olson's Swedes W 43-34
 F2 at Arizona State W 40-17
 F3 at Gilbert Yellow Jackets L 15-24
 F4 at Arizona State W 17-16
 F9 Gilbert Yellow Jackets W 36-29
 F17 at USC L 18-25
 F18 at USC L 10-23
 F27 New Mexico L 30-31
 F28 New Mexico W 21-18
 # Home games played at National Guard Armory

1925-26
Won 6, Lost 7
Coach: Fred A. Enke
 J13 Arizona State W 30-24
 J16 Arizona State L 18-23
 J23 Phoenix J.C. W 51-9
 F1 at Arizona State L 19-25
 F2 at Arizona State W 32-21
 F3 at Phoenix J.C. W 47-22
 F8 at New Mexico L 22-34
 F9 at New Mexico L 15-40
 F10 at New Mexico Tech W 37-24
 F11 at New Mexico State W 39-19
 F12 at New Mexico State L 18-22
 F19 at USC L 20-38
 F20 at USC (2ot) L 28-30

1926-27
Won 13, Lost 4
Coach: Fred A. Enke
 J10 Mesa Jaycees W 41-30
 J14 at USC L 15-44
 J15 at USC (ot) L 21-26
 J17 at Alhambra A.C. W 28-24
 J18 at Whittier W 23-19
 J21 Arizona State W 29-18
 J22 Arizona State W 32-25
 J31 at Arizona State W 36-29
 F1 at Arizona State W 43-25
 F2 at Mesa Jaycees W 49-33
 F3 at Phoenix J.C. W 36-30
 F11 New Mexico State W 28-23
 F12 New Mexico State W 37-15
 F18 New Mexico L 29-34
 F19 New Mexico W 27-26
 M4 Whittier L 20-23
 M5 Whittier W 31-18

1927-28
Won 13, Lost 3
Coach: Fred A. Enke
 J11 Tulsa Eagles W 44-32
 J13 Arizona State W 39-32
 J14 Arizona State W 38-24
 J20 Eastern Arizona J.C. W 31-15
 J21 Eastern Arizona J.C. L 20-23
 J30 Arizona State L 27-47
 J31 at Chambers (I) W 66-26
 F1 at Arizona State W 30-23
 F2 at Coggins (ot) (I) W 39-38
 F10 Northern Arizona W 28-25
 F11 Northern Arizona L 30-40
 F21 at New Mexico W 35-30
 F22 at New Mexico W 37-32
 F23 at New Mexico Tech W 49-16
 F24 at New Mexico State W 58-29
 F25 at New Mexico State W 41-31
 (I) at Phoenix, Ariz.

1928-29
Won 19, Lost 4
Coach: Fred A. Enke
 D20 USC L 31-35
 D21 USC L 34-35
 D31 at Chandler Millers W 45-27
 J1 at Arizona Storage (I) W 33-25
 J2 at Ryans (2) W 41-28
 J3 at Eastern Arizona J.C. W 35-18
 J4 at Eastern Arizona J.C. W 39-15
 J5 at Bisbee YMCA W 46-19
 J11 Eastern Arizona J.C. W 46-22
 J12 Eastern Arizona J.C. W 44-26
 J18 Arizona State W 36-18
 J19 Arizona State W 54-20
 J25 New Mexico State W 63-13
 J26 New Mexico State W 56-18
 F4 at Arizona State W 56-22
 F5 at Arizona State W 43-21
 F6 Phoenix J.C. W 46-19
 F11 Phoenix J.C. W 59-5
 F14 at Clarkdale Indpt. W 48-17
 F15 at Northern Arizona L 26-30
 F16 at Northern Arizona L 18-20
 F22 New Mexico W 40-27
 F23 New Mexico W 36-29

(I) at Phoenix, Ariz.
 (2) at Globe, Ariz.
1929-30
Won 15, Lost 6
Coach: Fred A. Enke
 D30 Phoenix Saunders W 27-19
 D31 at Phoenix Saunders W 40-30
 J1 at Yuma W 52-27
 J3 at USC L 21-35
 J4 at USC L 26-35
 J10 Arizona State W 50-40
 J11 Arizona State W 54-23
 J18 at Northern Arizona W 29-16
 J18 at Northern Arizona W 26-18
 J20 UTEP W 38-31
 J21 UTEP W 31-20
 F3 at Arizona State W 48-40
 F4 at Arizona State L 31-34
 F5 at Ryan's (I) W 28-16
 F10 DePaul L 16-29
 F14 Northern Arizona W 37-17
 F15 Northern Arizona W 46-24
 F21 at New Mexico L 28-32
 F22 at New Mexico W 28-26
 F24 at New Mexico State L 42-46
 F25 at New Mexico State W 23-15
 (I) at Globe, Ariz.

1930-31
Won 9, Lost 6
Coach: Fred A. Enke
 J9 Occidental W 25-23
 J10 Occidental L 38-39
 J16 Tucson Sporting Goods (ot) L 30-31
 J17 Tucson Sporting Goods (ot) W 32-28
 J23 Arizona State L 20-28
 J24 Arizona State W 26-24
 F3 at Arizona State L 20-38
 F4 at Arizona State W 28-23
 F6 New Mexico State W 39-33
 F7 New Mexico State L 37-40
 F12 at Ashfork Independ. W 35-24
 F13 at Northern Arizona W 29-25
 F14 at Northern Arizona L 24-27
 F20 New Mexico W 31-25
 F21 New Mexico W 27-23

1931-32
Won 18, Lost 2
Coach: Fred A. Enke
Border Conference Champions
 D4 UA Alumni All-Stars W 41-25
 D5 UA Alumni All-Stars W 34-28
 D11 Dixie J.C. W 41-27
 D12 Dixie J.C. W 54-42
 D19 USC W 28-26
 J5 at Occidental W 63-27
 J6 at Occidental W 53-25
 J7 at LaVerne W 39-27
 J8 at Pomona W 39-11
 J15 *Arizona State W 39-20
 J16 *Arizona State W 50-38
 F1 *at Arizona State W 51-24
 F2 *at Arizona State W 36-26
 F3 at Phoenix Ramblers W 40-25
 F12 *Northern Arizona W 49-28
 F13 *Northern Arizona W 37-31
 F19 *at New Mexico L 28-30
 F20 *at New Mexico L 33-40
 F22 *at New Mexico State W 50-46
 F23 *at New Mexico State W 38-29
 * Border Conference game (8-2, 1st)

1932-33
Won 19, Lost 5
Coach: Fred A. Enke
Border Conference Champions
 D10 Levy's All-Stars W 65-21
 D11 Levy's All-Stars W 43-29
 D16 PBSW W 40-29
 D30 at Goldwater's W 38-31
 D31 at PBSW W 28-22
 J2 at Pasadena Majors L 30-54
 J3 at Whittier W 37-28
 J4 at Hancock Oil Co. (I) L 27-37
 J5 at LaVerne W 32-31
 J6 at Pomona W 42-24
 J7 at Yuma Independ. W 92-25
 J13 *Arizona State W 32-30
 J14 *Arizona State W 30-29
 J27 *New Mexico State W 49-26
 J28 *New Mexico State (ot) L 36-38
 F3 *at Arizona State W 35-21
 F4 *at Arizona State W 21-16
 F11 *at Northern Arizona L 35-38
 F12 *at Northern Arizona L 28-31
 F17 *New Mexico W 47-25
 F18 *New Mexico W 38-29
 F20 Pasadena Majors W 41-39
 F22 at Eastern Arizona J.C. W 56-30
 F23 at Eastern Arizona J.C. W 38-33
 * Border Conference game (7-3, 1st)
 (I) at Long Beach, Calif.

(3) at Valley Bank Fiesta Bowl Classic, Tucson, Ariz.
(4) at 7-Up Shootout, Tucson, Ariz.
(5) at NCAA Tournament, Sacramento, Calif.
(6) at NCAA West Regional, Los Angeles, Calif.
(7) at NCAA Final Four, Charlotte, N.C.

1994-95

Table with 2 columns: Team/Event and Score. Includes 'Won 24, Lost 7' and 'Bank One Fiesta Bowl Classic Champions'.

* Pacific-10 Conference game (13-5, 2nd)
(1) at Great Alaska Shootout, Anchorage, Alaska
(2) at Great Eight, Auburn Hills, Mich.
(3) at Bank One Fiesta Bowl Classic, Tucson, Ariz.
(4) at NCAA Tournament, Dayton, Ohio

1995-96

Table with 2 columns: Team/Event and Score. Includes 'Won 27, Lost 6' and 'Bank One Fiesta Bowl Classic Champions'.

* Pacific-10 Conference game (13-5, 2nd)
(1) at Preseason N.I.T., Tucson, Ariz.
(2) at Preseason N.I.T., Fayetteville, Ark.
(3) at Preseason N.I.T., New York, N.Y.
(4) at Bank One Fiesta Bowl Classic, Tucson, Ariz.

1996-97

Table with 2 columns: Team/Event and Score. Includes 'Won 25, Lost 9' and 'Bank One Fiesta Bowl Classic Champions'.

* Pacific-10 Conference game (11-7, 5th)
(1) at Hall of Fame Tip-Off Classic, Springfield, Mass.
(2) at John Wooden Classic, Anaheim, Calif.
(3) at Bank One Fiesta Bowl Classic, Tucson, Ariz.

1997

Table with 2 columns: Team/Event and Score. Includes 'Australian Tour (All Exhibition Games)'.

1997-98

Table with 2 columns: Team/Event and Score. Includes 'Won 30, Lost 5' and 'Bank One Fiesta Bowl Classic Champions'.

Table with 2 columns: Team/Event and Score. Includes 'M21 Utah (6)'.

1998-99

Table with 2 columns: Team/Event and Score. Includes 'Won 22, Lost 6+' and 'Black Head Coaches Association Classic Champions'.

* Pacific-10 Conference game (13-5, 2nd)
(1) at Black Coaches Association Classic, Albuquerque, N.M.
(2) at Southwest Showdown, Phoenix, Ariz.

1999-2000

Table with 2 columns: Team/Event and Score. Includes 'Won 27, Lost 7' and 'Las Vegas Showdown Champions'.

* Pacific-10 Conference game (15-3, T1st)
(1) at Preseason N.I.T., Tucson, Ariz.
(2) at Preseason N.I.T., New York, N.Y.
(3) at Great Eight, Chicago, Ill.

2000-01

Table with 2 columns: Team/Event and Score. Includes 'Won 28, Lost 8' and 'Mau'i Invitational Champions'.

* Pacific-10 Conference game (15-3, 2nd)
(1) at Maui Invitational, Lahaina, Hawaii
(2) at Wooden Tradition, Indianapolis, Ind.
(3) at United Center, Chicago, Ill.

2001-02

Table with 2 columns: Team/Event and Score. Includes 'Won 24, Lost 10' and 'Coach: Lute Olson'.

* Pacific-10 Conference game (12-6, T2nd)
(1) at Coaches vs. Cancer IKON Classic, New York, N.Y.
(2) at Southwest Showdown, Phoenix, Ariz.

YEAR-BY-YEAR RESULTS



2002
Australian Tour (All Exhibition Games)
Won 8, Lost 2
Coach: Lute Olson
 My14 Canberra All-Stars W 101-99
 My16 Sturt Sabres W 109-98
 My20 Dandenong Rangers W 107-89
 My22 Knox Raiders L 95-97
 My23 Sydney Kings W 113-84
 My24 Sydney Kings L 116-123
 My26 Brisbane Bullets W 98-90
 My29 Kuyam Pride W 95-84
 My30 Cairns Marlins W 114-96
 Jnl1 Sydney Kings (ot) W 115-113

2002-03
Won 28, Lost 4
Coach: Lute Olson
Fiesta Bowl Classic Honoring Bobbi Olson Champions
Pac-10 Conference Champions
NCAA Tournament Participants
 N23 Western Kentucky W 107-68
 N27 Northern Arizona W 101-66
 D3 Saint Louis W 91-58
 D7 at San Diego State W 89-81
 D15 Texas W 73-70
 D21 at Louisiana State L 65-66
 D28 Davidson (1) W 95-69
 D30 Boston University (1) W 85-71
 J2 *at Oregon W 81-72
 J4 *at Oregon State W 80-65
 J9 *Washington State W 82-69
 J11 *Washington W 79-61
 J16 *at USC W 81-72
 J18 *at UCLA W 87-52
 J22 *Arizona State W 71-63
 J25 at Kansas W 91-74
 J30 *Stanford L 77-82
 F1 *California W 95-80
 F6 *at Washington (ot) W 88-85
 F8 *at Washington State W 75-62
 F13 *UCLA W 106-70
 F15 *USC W 86-59
 F22 *at Arizona State W 92-72
 F27 *at California W 88-75
 M1 *at Stanford W 72-69
 M6 *Oregon State W 72-60
 M8 *Oregon W 88-80
 M13 UCLA (2) (ot) L 89-96
 M20 Vermont (3) W 80-51
 M22 Gonzaga (3) (2ot) W 96-95
 M27 Notre Dame (4) W 88-71
 M29 Kansas (4) L 75-78

* Pacific-10 Conference game (17-1, 1st)
 (1) Fiesta Bowl Classic honoring Bobbi Olson, Tucson, Ariz.
 (2) at Pac-10 Tournament, Los Angeles, Calif.
 (3) NCAA First/Second Rounds, Salt Lake City, Utah
 (4) NCAA West Regional, Anaheim, Calif.

2003-04
Won 20, Lost 10
Coach: Lute Olson
Fiesta Bowl Classic Champions
NCAA Tournament Participants
 N24 Northern Arizona W 107-73
 N28 vs. Florida (1) L 77-78
 D6 at Saint Louis W 68-67
 D9 vs. Texas (2) W 91-83
 D13 Marquette W 85-75
 D17 Saint Mary's W 84-78
 D22 San Diego State W 83-71
 D28 Liberty (3) W 107-91
 D30 Louisiana-Lafayette (3) W 72-69
 J3 *at Arizona State W 93-74
 J8 *California W 95-75
 J10 *Stanford L 72-82
 J15 *at USC L 90-99
 J17 *at UCLA W 97-72
 J22 *Oregon State W 109-75
 J25 *Oregon W 90-66
 J29 *at Washington L 83-96
 J31 *at Washington State W 61-57
 F5 *at California L 83-87
 F7 *at Stanford L 77-80
 F12 *USC W 97-70
 F14 *UCLA W 107-83
 F19 *at Oregon W 100-87
 F21 *at Oregon State L 84-90
 F26 *Washington L 84-89
 F28 *Washington State W 72-60
 M7 *Arizona State W 106-81
 M11 vs. USC (4) W 79-76
 M12 vs. Washington (4) L 85-90
 M18 vs. Seton Hall (5) L 76-80

* Pacific-10 Conference game (11-7, 3rd)
 (1) at MassMutual Classic, Springfield, Mass.
 (2) at Jimmy V Classic, New York, N.Y.
 (3) Fiesta Bowl Classic presented by Bank One, Tucson, Ariz.
 (4) at Pac-10 Tournament, Los Angeles, Calif.
 (5) NCAA First/Second Rounds, Raleigh, N.C.

2004-05
Won 30, Lost 7
Coach: Lute Olson
Fiesta Bowl Classic Champions
Pacific-10 Conference Champions
NCAA Tournament Participants
 N16 San Diego (1) W 80-69
 N18 Wright State (1) W 83-66
 N21 at Virginia L 60-78
 N24 vs. Michigan (2) (ot) W 61-60
 N26 vs. Wake Forest (2) L 60-63
 N30 Wyoming W 98-70
 D5 vs. Mississippi State (3) W 68-64
 D11 Utah W 67-62
 D18 at Marquette W 48-43
 D21 Manhattan W 105-75
 D28 Eastern Washington (4) W 79-45
 D30 Richmond (4) W 84-71
 J2 *Arizona State W 97-79
 J6 *at California W 87-67
 J8 *at Stanford L 76-87
 J13 *USC W 77-68
 J15 *UCLA W 76-73
 J20 *at Oregon W 74-66
 J22 *at Oregon State W 92-83
 J27 *Washington W 91-82
 J29 *Washington State L 63-70
 F3 *California W 97-76
 F5 *Stanford W 90-72
 F10 *at USC W 88-76
 F12 *at UCLA W 83-73
 F17 *Oregon W 92-67
 F20 *Oregon State W 91-70
 F24 *at Washington State (ot) W 57-56
 F26 *at Washington L 85-93
 M5 *at Arizona State W 70-68
 M10 vs. California (5) W 88-63
 M11 vs. Oregon State (5) W 90-59
 M12 vs. Washington (5) L 72-81
 M17 vs. Utah State (6) W 66-53
 M19 vs. UAB (6) W 85-63
 M24 vs. Oklahoma State (7) W 79-78
 M26 vs. Illinois (7) (ot) L 89-90

* Pacific-10 Conference game (15-3, 1st)
 (1) Preseason N.I.T., Tucson, Ariz.
 (2) Preseason N.I.T., New York, N.Y.
 (3) John R. Wooden Classic, Anaheim, Calif.
 (4) Fiesta Bowl Classic presented by Bank One, Tucson, Ariz.
 (5) Pac-10 Tournament, Los Angeles, Calif.
 (6) NCAA First/Second Rounds, Boise, Idaho
 (7) NCAA Chicago Regional, Rosemont, Ill.

2005-06
Won 20, Lost 13
Coach: Lute Olson
Fiesta Bowl Classic Champions
NCAA Tournament Participants
 N21 vs. Kansas (1) W 61-49
 N22 vs. Connecticut (1) L 70-79
 N23 vs. Michigan State (1) (ot) L 71-74
 N27 Virginia W 81-51
 D3 at Houston L 65-69
 D8 Northern Arizona W 75-66
 D10 Saint Mary's W 73-61
 D17 at Utah W 73-43
 D19 Sam Houston State (2) W 87-51
 D21 Western Kentucky (2) (ot) W 86-81
 D29 *at Washington State W 70-52
 D31 *at Washington (2ot) W 96-95
 J5 *UCLA L 79-85
 J7 *USC W 74-63
 J12 *at Oregon State L 65-75
 J14 *at Oregon L 68-73
 J19 *Stanford (ot) W 90-81
 J21 *California W 60-55
 J25 *at Arizona State W 80-70
 J28 at North Carolina L 69-86
 J2 *at USC L 70-77
 F4 *at UCLA L 73-84
 F9 *Oregon W 70-68
 F11 *Oregon State W 80-58
 F16 *at California L 66-75
 F19 *at Stanford W 76-72
 F25 *Arizona State W 68-47
 M2 *Washington State W 66-61
 M4 *Washington L 67-70
 M9 vs. Stanford (3) W 73-68
 M10 vs. UCLA (3) L 59-71
 M17 vs. Wisconsin (4) W 94-75
 M19 vs. Villanova (4) L 78-82

* Pacific-10 Conference game (11-7, T4th)
 (1) EA Sports Maui Invitational, Lahaina, Hawaii
 (2) Fiesta Bowl Classic presented by Chase, Tucson, Ariz.
 (3) Pac-10 Tournament, Los Angeles, Calif.
 (4) NCAA First/Second Rounds, Philadelphia, Pa.

2006
Canadian Tour (All Exhibition Games)
Won 5, Lost 0
Coach: Lute Olson
 S2 Univ. of Saskatchewan W 76-61
 S2 Univ. of British Columbia W 73-59
 S3 Vancouver All-Stars W 106-78
 S3 Simon Fraser University W 73-45
 S4 Univ. of British Columbia W 87-76

2006-07
Won 20, Lost 11
Coach: Lute Olson
Fiesta Bowl Classic Champions
NCAA Tournament Participants
 N12 at Virginia L 90-93
 N15 Northern Arizona W 101-79
 N19 New Mexico State W 102-87
 N22 Samford W 86-57
 N28 UNLV W 89-75
 D2 vs. Illinois (1) W 84-72
 D5 vs. Louisville (2) W 72-65
 D9 at San Diego State (3) W 68-49
 D17 Houston W 87-62
 D20 Memphis (4) W 79-71
 D28 *California W 94-85
 D30 *Stanford W 89-75
 J4 *at Washington W 96-87
 J6 *at Washington State (ot) L 73-77
 J11 *Oregon State W 83-72
 J14 *Oregon L 77-79
 J18 *at USC L 73-80
 J20 *at UCLA L 69-73
 J24 *Arizona State W 71-47
 J27 North Carolina L 64-92
 F1 *Washington State L 66-72
 F3 *Washington W 84-54
 F8 *at Oregon State W 72-66
 F10 *at Oregon W 77-74
 F15 *USC L 75-80
 F17 *UCLA L 66-81
 F25 *at Arizona State W 61-58
 M1 *at Stanford W 70-65
 M3 *at California (ot) W 85-80
 M8 vs. Oregon (5) L 50-69
 M16 vs. Purdue (6) L 72-63

* Pacific-10 Conference game (11-7, T3rd)
 (1) Hall of Fame Challenge, Phoenix, Ariz.
 (2) Jimmy V Classic, New York, N.Y.
 (3) San Diego Slam, San Diego, Calif.
 (4) Chase Fiesta Bowl Classic, Tucson, Ariz.
 (5) Pacific Life Pac-10 Tournament, Los Angeles, Calif.
 (6) NCAA First/Second Rounds, New Orleans, La.

2007-08
Won 0, Lost 14+
Coach: Kevin O'Neill
Fiesta Bowl Classic Champions
NCAA Tournament Participants
 N13 +Northern Arizona (1) W 76-69
 N17 Virginia L 72-75
 N19 +UMKC (1) W 81-62
 N21 +Adams State (1) W 88-64
 N25 at Kansas (1) (ot) L 72-76
 N28 +Cal State Fullerton W 91-65
 D2 +Texas A&M (2) W 78-67
 D8 +vs. Illinois (3) (ot) W 78-72
 D16 +Fresno State W 69-50
 D19 +at UNLV W 52-49
 D22 +San Diego State (4) W 74-58
 D29 at Memphis L 63-76
 J3 *Oregon State W 76-63
 J5 *Oregon L 74-84
 J9 *at Arizona State (ot) L 59-64
 J12 +at Houston W 85-71
 J17 *at Stanford L 52-56
 J19 *at California W 79-75
 J24 +*Washington State W 76-64
 J26 +*Washington W 84-69
 J31 *at USC W 80-69
 F2 *at UCLA L 60-82
 F10 *Arizona State L 54-59
 F14 *California W 83-73
 F16 *Stanford L 66-67
 F21 *at Washington L 66-75
 F23 +*at Washington State W 65-55
 F28 *USC L 58-70
 M2 *UCLA L 66-68
 M6 +*at Oregon State W 81-45
 M8 *at Oregon L 69-78
 M12 +vs. Oregon State (5) W 87-56
 M13 vs. Stanford (5) L 64-75
 M20 +vs. West Virginia (6) L 65-75

* Pacific-10 Conference game (0-10, 7th+)
 (1) Jayhawk Invitational
 (2) Big 12/Pac-10 Hardwood Series
 (3) at United Center, Chicago, Ill.
 (4) Fiesta Bowl Classic, Tucson, Ariz.
 (5) Pacific Life Pac-10 Tournament, Los Angeles, Calif.
 (6) NCAA First/Second Rounds, Washington, D.C.
 (+) Results vacated due to NCAA infractions under a previous head coach, including NCAA Tournament appearance. Actual on-court record was 19-15 overall, 8-10 in Pac-10 play.

2008-09
Won 21, Lost 14
Coach: Russ Pennell
Fiesta Bowl Classic Champions
NCAA Tournament Participants
 N17 Florida Atlantic (1) W 75-62
 N18 UAB (1) L 71-72
 N24 vs. Mississippi Valley State (2) W 86-52
 N25 vs. Santa Clara (2) W 69-66

N30 Northern Arizona W 74-57
 D2 Loyola Marymount W 84-57
 D5 at Texas A&M (3) L 66-67
 D10 San Diego State W 69-56
 D14 vs. Gonzaga (4) W 69-64
 D20 at UNLV L 64-79
 D23 Kansas (5) W 84-67
 D29 Weber State W 71-65
 J2 *at California L 55-69
 J4 *at Stanford L 60-76
 J8 *Oregon W 67-52
 J10 *Oregon State W 64-47
 J15 *at UCLA L 60-83
 J17 *at USC L 64-65
 J21 *Arizona State L 47-53
 J24 Houston (ot) W 96-90
 J29 *Washington W 106-97
 J31 *Washington State W 66-56
 F5 *at Oregon State W 56-53
 F7 *at Oregon W 87-77
 F12 *USC W 83-76
 F14 *UCLA W 84-72
 F22 *at Arizona State L 68-70
 F26 *at Washington State L 69-53
 F28 *at Washington L 78-83
 M5 *California L 77-83
 M7 *Stanford W 101-87
 M11 vs. Arizona State (6) L 56-68
 M20 vs. Utah (7) W 84-71
 M22 vs. Cleveland State (7) W 71-57
 M27 vs. (1) Louisville (8) L 64-103

* Pacific-10 Conference game (9-9, T5th)
 (1) Dick's Sporting Goods NIT Season Tip-off, Tucson, Ariz.
 (2) Dick's Sporting Goods NIT Season Tip-off Consolation, Athens, Ga.
 (3) Big 12/Pac-10 Hardwood Series
 (4) at U.S. Airways Center, Phoenix, Ariz.
 (5) Fiesta Bowl Classic, Tucson, Ariz.
 (6) Pacific Life Pac-10 Tournament, Los Angeles, Calif.
 (7) NCAA First/Second Rounds, Miami, Fla.
 (8) NCAA Midwest Regional, Indianapolis, Ind.

2009-10
Won 16, Lost 15
Coach: Sean Miller
 N15 Northern Arizona W 87-70
 N19 Rice W 66-49
 N23 vs. Wisconsin (1) L 61-65
 N24 vs. Colorado (1) (ot) W 91-87
 N25 vs. Vanderbilt (1) L 72-84
 D2 UNLV (2ot) L 72-74
 D6 at Oklahoma (2) L 62-79
 D9 Louisiana Tech W 83-67
 D12 at San Diego State L 46-63
 D21 Lipscomb (ot) W 83-82
 D23 North Carolina State W 76-74
 D28 Brigham Young (3) L 69-99
 J31 *at USC L 50-56
 J2 *at UCLA W 77-63
 J8 *Washington State L 76-78
 J10 *Washington W 87-70
 J14 *at Oregon State L 64-67
 J16 *at Oregon W 74-60
 J23 *at Arizona State W 77-58
 J28 *Stanford W 76-68
 J31 *California W 76-72
 J4 *at Washington L 75-81
 F6 *at Washington State L 60-78
 F11 *Oregon W 70-57
 F13 *Oregon State L 55-63
 F21 *Arizona State L 69-73
 F25 *at California L 71-95
 F27 *at Stanford W 71-69
 M4 *UCLA W 78-73
 M6 *USC (2ot) W 86-84
 M11 UCLA (4) L 69-75

* Pacific-10 Conference game (10-8, 4th)
 (1) EA Sports Maui Invitational, Lahaina, Hawaii
 (2) Big 12/Pac-10 Hardwood Series
 (3) Desert Diamond Fiesta Bowl Classic, Tucson, Ariz.
 (4) Pacific Life Pac-10 Tournament, Los Angeles, Calif.

2010-11
Won 30, Lost 8
Coach: Sean Miller
Fiesta Bowl Classic Champions
Pacific-10 Conference Champions
NCAA Tournament Participants
 N14 Idaho State W 90-42
 N18 New Mexico State W 83-57
 N21 Northern Colorado (1) W 93-70
 N23 Bethune-Cookman (1) W 78-45
 N26 vs. Santa Clara (2) W 82-59
 N27 vs. Kansas (2) L 79-87
 D1 at Rice W 84-57
 D5 Oklahoma (3) W 83-60
 D8 Cal State Fullerton W 73-62
 D11 vs. Brigham Young (4) L 65-87
 D16 Northern Arizona (5) W 63-58
 D19 at North Carolina State W 72-62
 D22 Robert Morris W 82-56
 D30 *at Oregon W 76-57
 J2 *at Oregon State L 75-76
 J6 *California W 73-71
 J8 *Stanford W 67-57
 J15 *Arizona State W 80-69
 J20 *at Washington L 68-85
 J22 *at Washington State W 65-63

J27	*UCLA	W	85-74
J29	*USC	W	82-73
F3	*at Stanford	W	78-69
F5	*at California (3ot)	W	107-105
F13	*at Arizona State	W	67-52
F17	*Washington State	W	79-70
F19	*Washington	W	87-86
F24	*at USC	L	57-65
F26	*at UCLA	L	49-71
M3	*Oregon State	W	70-59
M5	*Oregon	W	90-82
M10	vs. Oregon State (6)	W	78-69
M11	vs. USC (6)	W	67-62
M12	vs. Washington (ot) (6)	L	75-77
M18	vs. Memphis (7)	W	77-75
M20	vs. Texas (7)	W	70-69
M24	vs. Duke (8)	W	93-77
M26	vs. Connecticut (8)	L	63-65

- * Pacific-10 Conference game (14-4, 1st)
 (1) iBN Las Vegas Invitational, Tucson, Ariz.
 (2) iBN Las Vegas Invitational, Las Vegas, Nev.
 (3) Big 12/Pac-10 Hardwood Series
 at Energy Solutions Arena, Salt Lake City, Utah
 (5) Fiesta Bowl Basketball Classic, Tucson, Ariz.
 (6) Pacific Life Pac-10 Tournament, Los Angeles, Calif.
 (7) NCAA Second/Third Rounds, Tulsa, Okla.
 (8) NCAA West Regional, Anaheim, Calif.

2011-12

Won 23, Lost 12

Coach: Sean Miller

Fiesta Bowl Classic Champions

National Invitation Tournament Participants

N7	Valparaiso (1)	W	73-64
N9	Duquesne (1)	W	67-59
N13	Ball State	W	73-63
N17	vs. St. John's (2)	W	81-72
N18	vs. Mississippi State (2)	L	57-67
N23	San Diego State	L	57-61
N29	at New Mexico State	W	83-76
D3	Northern Arizona	W	53-39
D7	at Florida (ot)	L	72-78
D10	Clemson (3)	W	63-47
D17	vs. Gonzaga (4)	L	60-71
D20	Oakland	W	85-73
D22	Bryant	W	100-60
D31	*Arizona State	W	68-51
J5	*at UCLA (5)	L	58-65
J8	*at USC	W	57-46
J12	*Oregon State (ot)	W	81-73
J14	*Oregon	L	57-59
J19	*at Utah	W	77-51
J21	*at Colorado	L	63-64
J26	*Washington State	W	85-61
J28	*Washington	L	67-69
F2	*at California	W	78-74
F4	*at Stanford	W	56-43
F9	*Colorado	W	71-57
F11	*Utah	W	70-61
F16	*at Washington State	W	76-72
F18	*at Washington	L	70-79
F23	*USC	W	70-54
F25	*UCLA	W	65-63
M4	*at Arizona State	L	80-87
M8	vs. UCLA (6)	W	66-58
M9	vs. Oregon State (6)	W	72-61
M10	vs. Colorado (6)	L	51-53
M14	Bucknell (7)	L	54-65

- * Pac-12 Conference game (12-6/4th)
 (1) 2K Sports Classic/Coaches vs. Cancer, Tucson, Ariz.
 (2) 2K Sports Classic/Coaches vs. Cancer, New York, N.Y.
 (3) Fiesta Bowl Basketball Classic, Tucson, Ariz.
 (4) Battle in Seattle, Seattle, Wash.
 (5) John R. Wooden Classic, Anaheim, Calif.
 (6) Pacific Life Pac-12 Tourn., Los Angeles, Calif.
 (7) National Invitation Tournament, Tucson, Ariz.

2012

Bahamas Tour (All Exhibition Games)

Won 2, Lost 0

Coach: Sean Miller

Ag11	Real Deal Shockers	W	136-76
Ag13	Bahamas All-Stars	W	99-57

2012-13

Won 27, Lost 8

Coach: Sean Miller

Fiesta Bowl Classic Champions

Diamond Head Classic Champions

NCAA Tournament Participants

N11	Charleston Southern	W	82-73
N15	UTEP	W	72-51
N19	Long Beach State	W	94-72
N28	Northern Arizona	W	93-50
D1	at Texas Tech	W	85-57
D4	Southern Mississippi	W	63-55
D8	at Clemson	W	66-54
D15	Florida (1)	W	65-64
D18	Oral Roberts	W	89-64
D22	vs. East Tennessee State (2)	W	73-53
D23	vs. Miami (Fla.) (2)	W	69-50
D25	vs. San Diego State (2)	W	68-67
J3	*Colorado (OT)	W	92-83
J5	*Utah	W	60-57
J10	*at Oregon	L	66-70
J12	*at Oregon State	W	80-70
J19	*at Arizona State	W	71-54
J24	*UCLA	L	73-84

J26	*USC	W	74-50
J31	*at Washington	W	57-53
F2	*at Washington State	W	79-65
F6	*Stanford	W	73-66
F10	*California	L	69-77
F14	*at Colorado	L	58-71
F17	*at Utah	W	68-64
F20	*Washington	W	70-52
F23	*Washington State	W	73-56
F27	*at USC	L	78-89
M2	*at UCLA	L	69-74
M9	*Arizona State	W	73-58
M14	vs. Colorado (3)	W	79-69
M15	vs. UCLA (3)	L	64-66
M21	vs. Belmont (4)	W	81-64
M23	vs. Harvard (4)	W	74-51
M28	vs. Ohio State (5)	L	70-73

- * Pacific-12 Conference game (12-6, T2nd)
 (1) Fiesta Bowl Classic, Tucson, Ariz.
 (2) Diamond Head Classic, Honolulu, Hawaii
 (3) Pac-12 Tournament, Las Vegas, Nev.
 (4) NCAA Second/Third Rounds, SL, C, Utah.
 (5) NCAA West Regional, Los Angeles, Calif.

2013-14

Won 33, Lost 5

Coach: Sean Miller

NIT Season Tip-Off Champions

Fiesta Bowl Classic Champions

Pacific-12 Conference Champions

NCAA Tournament Participants

N8	Cal Poly	W	73-62
N11	Long Beach State (1)	W	91-57
N14	at San Diego State	W	69-60
N18	Fairleigh Dickinson (2)	W	100-50
N19	Rhode Island (2)	W	87-59
N27	vs. Drexel (3)	W	66-62
N29	vs. Duke (3)	W	72-66
D3	Texas Tech	W	79-58
D7	UNLV	W	63-58
D11	New Mexico State	W	74-48
D14	at Michigan	W	72-70
D19	Southern	W	69-43
D23	Northern Arizona	W	77-44
J2	*Washington State	W	60-25
J4	*Washington	W	71-62
J9	*at UCLA	W	79-75
J12	*at USC	W	73-53
J16	*Arizona State	W	91-68
J23	*Colorado	W	69-57
J26	*Utah	W	65-56
J29	*at Stanford	W	60-57
F1	*at California	L	58-60
F6	*Oregon	W	67-65
F9	*Oregon State	W	76-54
F14	*at Arizona State (2ot)	L	66-69
F19	*at Utah (ot)	W	67-63
F22	*at Colorado	W	88-61
F26	*California	W	87-59
M2	*Stanford	W	79-66
M5	*at Oregon State	W	74-69
M8	*at Oregon	L	57-64
M13	vs. Utah (4)	W	71-39
M14	vs. Colorado (4)	W	63-43
M15	vs. UCLA (4)	L	71-75
M21	vs. Weber State (5)	W	68-59
M23	vs. Gonzaga (5)	W	84-61
M27	vs. San Diego State (6)	W	70-64
M29	vs. Wisconsin (6) (ot)	L	64-64

- * Pacific-12 Conference game (15-3, 1st)
 (1) Fiesta Bowl Classic, Tucson, Ariz.
 (2) NIT Season Tip-Off, Tucson, Ariz.
 (3) NIT Season Tip-Off, New York, N.Y.
 (4) Pac-12 Tournament, Las Vegas, Nev.
 (5) NCAA Second/Third Rounds, San Diego, Calif.
 (6) NCAA West Regional, Anaheim, Calif.

() Captain

- A
Abajelo, Brandon (Mgr.) 2014
Abbot, Howard 1932, 33, 34
Aboud, Michael 1965, 66, (67)
Adams, Hassan 2003, 04, 05, 06
Albight, Dennis G. 1963, 65
Aleksa, Robert 1975, 76
Allen, Ronald S. 1973, (74)
Allin, Thomas R. 1941, 42
Anderson, Bruce D. 1970, 71, (72)
Anderson, Rick 1999, 2000, (02) (03)
Anderson, Warren A. 1970
Arenas, Gilbert 2000, 01
Arvizu, Robert 2011, 12
Ash, John 1997, 99, 00, (1)
Ashley, Brandon 2013, (14)

- B
Babicke, Blaise (Mgr.) 2013, 14
Bagga, David 2006, 07, 08, 09
Baldwin, Cecil Eugene 1957
Ballantyne, Thomas M. 1942, 43, 44, 46, 47
Balsley, Sam (Mgr.) 1965, 66
Barkley, John D. (Mgr.) 1956
Barmontloo, Marty 1995
Barnes, Richard L. 1970
Barrett, James T. 1912
Barringer, John B. 1936, 37
Barthels, Kendrick A. 1936
Bayless, Jerry D. 2008
Beach, Charles E. 1913
Bejarano, Daniel 2011
Belobradyc, John M. 1979, 80, 81, 83
Bergman, Craig J. 1988
Berman, H. Robert 1918
Berra, Carl 1938, 39, (40)
Bibby, Mike 1997, 98
Biggs, John 1935
Birkner, Hugo Ernest 1907
Black, John Russell 1939, 40, 41
Black, William Thomas 1944
Blades, Ernest O. 1907, 08, 09, (10)
Blair, Joseph J. 1993, 94, 95, 96
Blankinship, James Darrell 1955
Blevins, Leon G. 1949, (50)
Bliss, Edward (Mgr.) 1926
Boddie, Jamal (Mgr.) 2006, 07, 08, 09
Bohannon, Etdrick S. 1993
Booker, George Vance 1923
Borodkin, Marvin 1942, 43, (46), 47
Bowen, Harold, (Mgr.) 1924
Brackenbury, Richard A. 1916, 17
Bradford, Hubert 1905
Bramlett, A.J. 1996, 97, 98, (99)
Brase, Matt 2004, 05
Brautigan, Roger 1966
Breck, William D. 1962, 63, 64
Brielaier, Bret 2005, 06, 07, 08
Brittain, James A. 1959
Broadwater, Forrest Ronald 1932
Brooke, Paul C. 1917
Brooke, Eddie E. (Mgr.) 1927
Brooks, Kenneth (Mgr.) 1968, 69
Brookshier, Frank A. 1924, 25, (26), (27)
Brower, James E. 1953, 54, (55)
Brown, Andy 1994
Brown, Charles Owen, Jr. (1905), (06)
Brown, J. Duncan 1927
Brown, Lawrence A. 1954
Brown, Roger G. 1918
Brown, Russell K. 1978, 79, 80, (81)
Bruner, John M. 1952, 53, (54)
Brunkhorst, Brock 1982, 83, 84, (85)
Buchannan, David (Mgr.) 2010, 11, 12, 13
Budinger, Chase 2007, 08, (09)
Buechler, Judson D. 1987, 88, 89, (90)
Burkett, Will (Mgr.) 2013
Burns, David J. 1974, (75)
Bush, Julius Ralph 1918
Butts, Horatio Cotter 1926
Bynum, Will 2002
Byrne, Vincent R. 1932, 33, 34

- C
Capps, Clarence R. 1945
Carroll, Arthur 1949, 51
Case, Travis J. 1951, 53
Castles, John, (Mgr.) 1999, 00, 01, 02, 03, 04
Cherry, Joe Wesley 1947, 48, 49
Choi, Angelo 2012, 13
Christy, Marshall, (Mgr.) 1933
Clark, Marvin Carl 1923, 24, (25)
Clarke, Dan W. 1937, 38, (39)
Clausen, Monte C. 1961, 62, (63)
Clemmons, Phillip 1962
Cloud, Leo Fredrick 1911, 12, 13, 14, (15)
Cochran, Horace Merle 1912, 13

- C
D
Daasch, Edward F. 1963 (Mgr.), 64 (Mgr.), 65
Danley, Alonzo Lee 1937, 38, 39
Dauk, Regis A. 1961, 62, 63
Davis, Ben 1995, (96)
David, Brian, L. 1987, 89, 90
Davis, Frank (Mgr.) 1934, 35
Davis, Ronald D. 1980, 81
Davis, William D. 1967, (68)
Davis, William Kenny 1977, 78
Davidson, Ross 2010
Davison, Bennett 1997, 98
Decker, William J. 1962
DeFrancesco, Salvatore J., (Mgr.) 1955
Demic, Lawrence C. 1976, 77, 78, (79)
Dermody, Richard L. 1942, 43, 44
Derrett, Trevor (Mgr.) 2011, 12, 13, 14
Dickerson, Michael 1995, 96, (97), (98)
Dicus, Waldo M. 1928, 29, (30)
Diebold, Theodore R. 1927
DiGrazia, M. Lorry 1936, 37, 38
Dillon, Daniel 2005, 06, 07, 08
Dillon, Jerome L. 1951, 52
Donnelly, Raymond E. 1979, 80
Donovan, Tom 1943
Doolen, Edward W. 1963, 64, 65
Dorado, T.J. (Mgr.) 2013
Dosty, Robbie Dean 1978, 80, 81
Douglas, Ruben 1999
Doyle, James Perry 1919
Drachman, Byron C. 1926
Drucker, Melvyn (Mgr.) 1960
Dunlap, James E. 1950, 52, 53
Dutt, Marvin Alvin 1960, (61)
Duwe, Heman A. 1934, 35

- E
Eafon, Kelvin 1995, 96
Echols, Randall E. 1973
Eddy, Jackson R. 1953, 54
Edgar, John 1985, (86)
Edgerton, Ambrose Earl 1907, 08
Edgerson, Eugene 1997, 98, 99, (2001)
Edwards, Lawrence 1971, 72, 73
Edwards, Philip C. 1971, 72, 73
Ehlmann, Thomas 1975
Elder, William David 1946
Elliott, Lloyd Creighton 1911, 13
Elliott, Robert A. 1974, 75, 76, (77)
Elliott, Sean M. 1986, 87, 88, (89)
Ellis, Bleu (Mgr.) 2005
Enke, Fred William 1946, 47, (48)
Ensor, Ken 1983, 84
Epler, James F. 1956, 57
Erdhaus, J. Fred 1939
Ewald, Larry Douglas 1958

- F
Farman, Richard R. (Mgr.) 1962
Fawcett, Preston (Mgr.) 2012, 2013
Feld, Jeff (Mgr.) 2006, 07, 08, 09, 10
Fellah, Anas 2002
Fickett, Webster L. 1914
Filbrun, Davis Eugene 1932, 33, 34
Flake, William Lindsey 1940, 41
Flanagan, Kevin T. 1991, 92, 93, (94)
Flannery, John B. (Mgr.) 1954
Fleming, Albert Jr. 1973, 74, 75, (76)
Flynn, Wesley T. 1961, 62, (63)
Fogg, Kyle 2009, 10, 11, 12
Forbes, Joyce E. 1962
Foster, Michael E. 1968, 69, (70)
Fox, Harvey B. 1964, 65, (66)

- F
G
Garcia, Rudolph R. (Mgr.) 1962
Gardner, Jason 2000, 01, (02), (03)
Gardner, L. Scott 1972
Gatchel, Donald G. 1940, 41
Geary, Reginald E. 1993, 94, 95, (96)
Geldmacher, Jay L. 1974
Genesen, Barry (Mgr.) 1964
Genung, George Farrell 1942, (43), (44), 46, 47
Gibbins, Frank Tom 1924, 26
Gillem, Alvan Cullam, Jr. 1907, 08
Gitles, Gerald A. (Mgr.) 1952
Gladney, Jerome C. 1974, 75, 76, 77
Glennon, Joseph Henry 1913
Goar, H. Lionel 1956, 57
Goar, Leon O. 1955
Goodman, A. Harold 1945, 46
Goodman, Neil Nathaniel 1929, (30)
Goodwin, Gordon Austin 1920, 21
Gordon, Aaron 2014
Gordy, Leonard 1974, 75, 76, (77)
Graham, John O. 1931
Gray, Harry J. 1931
Green, Pharoah (Mgr.) 2011, 12, 13, 14
Greene, Bradley W. 1967, 68
Greene, George E. 1949, 50
Greenfield, Tom Guy 1937, 38
Gridley, Rollin T. 1925, 26, 27
Grimes, Stanley E. (Mgr.) 1956, 57
Grossetta, Warren Arthur 1908, (Mgr.) 09

- H
Hall, Robert Lakenan 1944
Ham, Cox (Mgr.) 1940
Hanour, Travis 2001
Hansen, James E. 1967, 68, (69)
Hansen, Peter 2002
Hansen, Robert L. 1964, 65, (66)
Harbour, John L. 1968, 69
Hargis, William 1930
Harper, Wilmer Eugene 1939, 40, (41)
Harris, Donnell 1996, 97, 98
Harris, Russell 2000
Harrington, Richard (Mgr.) 1959, 60
Harris, Herman B. 1974, 75, 76, (77)
Harris, Lawrence R. 1962, 63, 64
Harris, Lynard 1972, (73)
Harrison, Gary L. 1975, 76, 77
Hartman, Minor Louis 1911
Haskin, David 1983, 84, 85, 86
Hatcher, Burrell Richard 1905, 07
Hawkins, Jim (Mgr.) 2004, 05, 06, 07
Hawthorne, George N. 1979, 80
Hayes, Francis Robert (Mgr.) 1912, (13), (Mgr.) 14
Hazard, Jacob 2013, 14
Held, Eddie Charles 1938
Helm, Hugh Max 1942, 43
Helm, Walter M. 1936, 37, (38)
Henderson, Ronald Clyde 1912
Hennick, Ryan (Mgr.) 2004, 05, 06, 07
Henry, Jack (Mgr.) 2010, 11
Herndon, James Prugh 1917, 18, (19)
Hill, Jordan 2007, 08, 09
Hill, Solomon 2010, 11, 12, (13)
Hobbs, John Cole 1920, 22, 23
Hollis-Jefferson, Rondae 2014
Honea, Robert L. 1949, 50, (51)
Hopkins, Robert Louis 1957, 58, (59)
Horne, Jamelle 2008, 09, 10, (11)
Howell, Jack R. 1949, 51, 52
Howell, Robert E. 1954
Huckestein, James W. 1971, (72)
Hudak, William C. (Mgr.) 1954, 56
Hull, T. Gordon 1924
Hunter, Jeremy (Mgr.) 2013

- I
Iguodala, Andre 2003, 04
Inglis, David L. 1953, 56
Irvine, Wm. C. (Mgr.) 1950
Irving, John L. 1973
Iselin, Albin A. 1918
Islas, Oscar H. 1952, 54

- J
Jack, William Christian 1934
Jackson, George Dewar 1936, 37, 38
Jackson, Jake (Mgr.) 2006, 07, 08, 09, 10
Jackson, Keith 1982, 83, 84, 85
Jacobs, Gerald T. 1965
Jacobs, Rolf A. 1985, 86
Jacobson, Alex 2009, 10, 11, (12)

- J
Jacoby, David Theodore 1921
Jefferson, Richard 1999, 2000, 01
Jenkins, Ortege 1998
Jensen, Joseph (Mgr.) 2003, 04, 05, 06
Jerrett, Grant 2013
Johnson, Albert J. 1963, 64, 65
Johns, Cliff 1993
Johnson, Chris 2014
Johnson, Deron 1991, 92
Johnson, George 1932, 33, (34)
Johnson, Leo C. 1949, 50, (51)
Johnson, Nick 2012, 13, (14)
Johnson, Roger E. 1950, 51, (52)
Johnson, Samuel H. 1936, 38, 39
Johnson, Zane 2008, 09
Johnston, James H. 1950
Jones, Lamont 2010, 11
Jones, Mitchell E. 1950, 51, (52)
Jones, Percy Wnson 1907
Jones, Robin (Mgr.) 1970, 71, 72
Jordan, George Bernie 1938, 39, (40)
Jordan, Robert C. 1960
Jenkins, Garland 2009
Jung, Brian E. 1976, 77
Jung, Mark 1982

- K
Kain, Sidney L. 1952, 53
Kannner, Steven M. (1975)
Keener, Joey (Mgr.) 2010, 11, 14
Kelley, Jarvis 1994
Kelly, William (Mgr.) 2007, 08, 09, 10
Kemmeries, William F. 1951, 52, (53)
Kentz, Joe (Mgr.) 1967, 68
Kerr, Steven D. 1984, 85, (86), (88)
Kinkade, Kevin W. 1975
Korcheck, Matt 2014
Kordik, Michael W. (1968)
Kurtz, Ken Joe 1965

- L
Lampner, Leon (Mgr.) 1945
Larson, Bruce Alan 1949, 50
Latimore, Dennis 2002
Lavender, Brendon 2009, 10, 11, 12
LaVetter, Charles N. 1964
Lavoy, Thomas O. 1963, 64, 65
Lawson, Thomas E. 1972, (73)
LaZar, Arthur M. 1961
Lazovich, Eli S. 1952, 53, 54, (55)
Lee, Jason 1997
Lee, Thomas C. 1969, 70, (71)
Lee, N. Warner 1959, 60
Leftault, Charles J. 1952, 53
Leiber, Henry Edward 1931
Leshar, Charles Zaner 1916
Lester, Walter Coyle 1924, 26
Levine, Aaron (Mgr.) 2010, 11, 12
Lewis, John William 1905
Lindstrom, E. Gordon 1967, 68
Lloyd, Gregory 1976
Lockling, Bret Harlow 1920, 21, (22)
Lofton, Kenneth 1986, 87, 88, 89
Low, John H. (Mgr.) 1942, 43
Lubbers, Earl R. 1957
Lutich, Balbo J. 1951
Lutz, Cedric (Mgr.) 1932
Lyons, Mark 2013

- M
Mack, Francis C. 1912, 13, (Mgr.) 15
Maffeo, James Stephen 1914, 15 (Mgr.), 16, (17)
Magno, Jack 1982
Mann, William Gibson 1947, 48, (49)
Marsh, Chester L. 1925, 26
Marshall, Timothy D. 1976, 77, 78
Mason, Harvey J. 1987, 88, 89, 90
Mason, Trey 2014
Matulis, Adolph John 1941
Maxey, Sylvester A. 1976
Maxwell, Robert E. Jr. 1908, 09, 10
Mayes, Jordin 2011, 12, 13, 14
McAndrew, Patrick F. 1966
McClellan, Jawann 2005, 06, 07, (08)
McConnell, T.J. (2014)
McCray, Ernest C. 1958, 59, (60)
McIntyre, John Jacob 1946, 48
McKinney, Walter 1969, 70, 71
McLean, Joseph R. 1993, 94, 95, (96)
McMillan, Craig S. 1985, 86, 87, 88
McSherry, Frank J. 1916, 17
Mellon, Donald E. 1980, 82, 83
Mellon, Drew 2012, 13, 14
Metz, Dean L. 1955, 56
Mikla, Tony, (Mgr.) 1998, 99, 00, 01, 02
Miller, Leslie Creighton 1908, 09, 10
Miller, Charles W. 1925, 26, 27
Miller, Charles W. 1980, 81, 82
Miller, David (Mgr.) 2011, 12, 13

Miller, John Robert 1942, 43, 44
 Mills, Christopher L. 1991, 92, (93)
 Ming, Marcus Aurelius Smith (Mgr) 1961
 Mitchell, Lanny R. 1970, 71
 Mitchell, Wm. (Mgr) 1961
 Moe, Richard L. (Mgr) 1954, 55, 56, 57
 Money, Eric V. 1973, (74)
 Morales, Tony Leyva 1947, 48, 50
 Morris, Lawrence Charles 1917
 Mosebar, David P. 1980
 Mower, Richard Lee 1957, 58, (59)
 Muehlebach, Lawrence M. 1988, 89, 90, (91)
 Mueller, Robert Louis 1956, 57, 58
 Muhlbach, Beau 2004
 Murphy, Jack, (Mgr) 1999, 00, 01, 02, 03
 Myers, Eddie M. 1969, 70, 71
 Myles, Gilbert 1975, 76, 77

N
 Naegle, Raymond Lynn 1940
 Najera, Magarito (Mgr) 2010, 11, 12, 13
 Natyazhko, Kyryl 2010, 11, 12
 Nehls, Joseph A. 1978, 79, (80)
 Nelson, Myron 1929, 30, (31)
 Newsome, John 1966, 67
 Nordyke, Spencer P. (Mgr) 1930
 Norman, Coniel 1973, (74)
 Norris, William H., Jr. 1972
 Nymeyer, Edward Fred 1956, 57, (58)

O
 O'Donald, William A. 1955, 56, 57
 O'Haco, Michael 1941
 Oldham, James R. 1925
 Onobun, Fendi 2006, 07, 08, 09
 Oosterveen, Ernest 1955, 56
 Othick, Matt 1989, 90, 91, (92)
 Owes, Raymond 1992, 93, 94, (95)

P
 Pace, Roy (Mgr) 1925
 Padelford, John Carlton Jr. 1943, 47, (48)
 Palm, Robert 1935
 Parrom, Kevin 2010, 11, 12, (13)
 Pastner, Josh 1997, 98, 99, 2000
 Patten, Eugene V. 1924
 Patten, Harold A. 1928, 29, 30
 Payne, Andrew (Mgr) 2014
 Penner, Paul H. 1950
 Perry, Jesse 2011, 12
 Peters, Zach 2014
 Peterson, Alan (Mgr) 2005, 06, 07, 08, 09
 Peterson, Charles Phillip 1945
 Peterson, Wiley K. 1928
 Peyton, David (Mgr) 1954
 Phelps, Wilford W. 1916, 17
 Pickett, Theodis 1964, 65, 66
 Pistor, William Jacob 1919, 20, 21, 22
Pitts, Elliott 2014
 Pitts, Wm. E. (Mgr) 1954
 Ponsford, George A. 1932, 33, 34
 Porter, Todd 1983
 Porter, William A. 1915, 16
 Post, James (Mgr) 2000, 01, 02
 Preininger, Clair B. 1935
 Prince, J.P. 2006
 Pryce, William M. 1928
 Pugnale, Cooper (Mgr) 2013, 14

R
 Rachim, Abe (Mgr) 1937
 Raczynski, Adam (Mgr) 2004, 05, 06, 07
 Radenkovic, Nick (Mgr) 2012, 13, 14
 Radenovic, Ivan 2004, 05, (06), (07)
 Raffety, Jack 1931, (32)
 Ranne, Jason 2001, 02, 03, (04)
 Rappis, James M. 1973, 74, 75, (76)
 Reagor, Ralph D. 1935
 Rebstock, Duane 1909 (Mgr), 10, 11
 Redd, Hadie 1954, 55
 Redfern, Milton L. 1927, 28
 Reeves, Khalid 1991, 92, 93, (94)
 Reeves, Robert William 1955, (56), (57)
 Reynolds, A.S. (Mgr) 1948, 50
 Rhodes, Ralph Lyman 1913, 14
 Rhodes, Raymond L. (Mgr) 1948, 49
 Rhodes, William A. (Mgr) 1958
 Richey, Jason 1994
 Richmond, Lincoln A. 1944, 46, (47), 48, 49
 Ricks, Claude Lee, Jr. (Mgr) 1947, 48
 Ridge, Warren C. 1956, 57, (58)
 Ridgway, George Richard 1929, 30, (31)
 Rigdon, Dylan M. 1993, 94
 Riggs, John D. 1930
 Robertson, George B. (1909)
 Robinson, Dwayne M. 1937
 Rochlin, Abraham (Mgr) 1937
 Rodgers, Chris 2003, 04, 05, 06
 Rooks, Sean Lester 1989, 90, 91, (92)

Root, Richard A. 1966, 67, 67
 Rosborough, Greg (Mgr) 2002, 03, 04, 05
 Rountree, George 1953, 54, (55)
 Rubin, Jacob (Mgr) 2011
 Ruman, Robert P. 1941, (42), 43
 Rustand, Warren S. 1963, (64), 65

S
 Salazar, Jose Urbano 1907, (08), 10
 Sander, Ben (Mgr) 2012, 13, 14
 Sancer, Frank 1929
 Schlebaum, Wm. Michael 1958
 Schmidt, Casey 1990, 91
 Scholtzhauer, Walter S. (1935), 36
 Schuff, David A. 1951
 Schwertley, Michael 2000, 02
 Scott, Gregg 1983
 Scurlock, Dan A. 1961
 Seal, James G. 1959
 Seavy, John (Mgr) 2013, 14
 Seigle, Kenneth Garland 1937, 39
 Sessions, Alm Preston 1913, 14, 15, (16)
 Shakur, Mustafa 2004, 05, (06), (07)
 Sheridan, Hayden (Mgr) 2014
 Shoemaker, Tom R. 1951
 Shumpert, D.J. 2009, 10
 Sieger, Elias 1948
 Silverstein, Louis 1944, 46
 Simon, Miles 1995, 96, (97), (98)
 Sitrine, George Keith 1945
 Skaisgir, Joseph G. 1961, (62)
 Skousen, Clarence 1925
 Slonaker, Alter L. 1918, 19, (20)
 Smallwood, Eugene E. (Mgr) 1951
 Smith, Clarence J., Jr. (Mgr) 1951
 Smith, Eddie (1984), 85
 Smith, Frank H., Jr. 1980, 81, (82), 83
 Smith, John A. 1978, 79, 80, 81
 Smitheran, William R. 1953, 54
 Sorenson, George 1927, (28), (29)
 Souter, James (Mgr) 1958, (Mgr) 50
 Spahn, Robert G. 1964, 65, (66)
 Spaulding, George Frederick (1911)
 Spencer, Lucas 2008
 Stamps, Roland A. 1968
 Stanton, Allan Jaynes 1951, 52
 Steele, James Charles 1945
 Stevens, Russell L. 1960, 61
 Stevens, Sam S. 1946
 Stewart, Jason 1997, 98, 99
 Stewart, Jesse Hobson 1905
 Stokes, Edward K 1990, 91, 92, 93
 Stoudamire, Damon 1992, 93, (94), (95)
 Stoudamire, Salim 2002, 03, 04, (05)
 Strigel, J. Donald 1928, 29, 30
 Strong, Leon Henri 1909
 Strong, Paul A., 1972, 73
 Sullivan, James Daniel (1912)
 Sutton, Tom 1966
 Swick-Vialo, Mitchell 1930

T
 Tait, Michael 1984
 Tangara, Mohamed 2006, 07, 08
Tarczewski, Kaleb 2013, (14)
 Tatum, Tyler (Mgr) 2010, 11, 12
 Taylor, Greg 1983
 Taylor, Morgan 1983, 85
 Taylor, Philip E. 1975, 76, 77, (78)
 Tebbis, Quynn 1998
 Terry, Jason 1996, 97, 98, (99)
 Tewksbury, Raymond W. 1931
 Thomas, Robert Russell 1921, 22, 23, 24
 Thomason, Austin 1931
 Thompson, Arthur Perry (Mgr) 1908
 Tolbert, Byron Thomas 1987, 88
 Thompson, Harvey 1982, 83, 84
 Torres, Filberto 2002, 03, 04
 Torres, Paul (Mgr) 2008
 Tovrea, Harold Charles 1921, 22, (23), (24)
 Tovrea, J. Howard (Mgr) 1928
 Trask, William T. (Mgr) 1970
 Treat, James M. (Mgr) 1972
 Triniman, Richard 1923
 Troutt, Maurice Kenneth 1949, 50
 Troutz, Andrew Jack 1946
 Truman, Irving F. 1913, 14
 Tucker, Ben (Mgr) 2008, 09, 10, 11
 Turley, Harold E. 1934, 35
 Turner, Joe L. 1985, 86, 87, 88
 Turner, John M. (Pat) 1936
 Turner, John W., Jr. 1930
 Turner, Josiah 2012

U
 Udall, Calvin H. 1945
 Udall, Morris K. 1942, (47), 48
 Udall, Stewart Lee 1939, 40, 46
 Ugrin, John A. 1969, 71

Underhill, Howard Lawrence Talcott . 1911 (Mgr), 12

V
 Van Atta, Thomas A. (Mgr) 1955
 Van Coevering, James 1969, 70
 Van Dusan, Robert E. 1923
 Van Hook, Jack R. 1936
 Van Keuren, Jordan (Mgr) 2010
 Vasey, Kyle (Mgr) 2012, 13, 14
 Verdejo, Jesus 2005
 Vialo, Mitchell Swick 1930
 Vickers, Elmer Francis Jr. 1934, 35, (36)
 Vlahogeorge, John 1982

W
 Wagner, Joseph William 1955, (56)
 Wakefield, James H. 1973, 74
 Walker, Rickey 1961
 Wallace, Thomas Jay, 1918, 19, (21), 22
 Walters, Charles N. (Mgr) 1936
 Walters, Kirk 2004, 05, 06, 08
 Walton, Luke 2000, 01, (02), (03)
 Warford, Ralph Elmo 1935, 36, (37)
 Warner, William 1969, 70, 71
 Warnock, Harold Charles 1932, 33, 34
 Warren, Isaiah (Mgr) 2014
 Washington, Herbert A. 1907
 Webb, Wilber C. 1930
 Weese, Charles Wm. 1960, (61)
 Welton, Rex M. 1967, 68, 69
 Weigl, Nathan (Mgr) 2001, 02, 03, 04
 Wessel, Justin 1998, 99, 2000, (01)
 Westfall, Leslie 1940, 41, 42
 Wheatley, Bruce M. 1986
 Wiekking, Max 2010, 11, 12, 13
 Williams, Brian C. 1990, 91
 Williams, Corey 1993, 94, 95, (96)
 Williams, Derrick 2010, 11
 Williams, Joe (Mgr) 2002, 03, 04, 05
 Williams, Marcus 2006, 07
 Williams, Peter (1984), 85
 Williams, Thomas 1977, 78
 Wilson, Gordon Kenneth 1954
 Wilson, Puntus 1983
 Wilson, Traves 1999
 Winters, Ralph Curtis 1935
 Wise, Dondre 2010, 11, 12
 Wise, Nic 2007, 08, (09), (10)
 Wolfen, Hugh M. 1907
 Womack, Wayne 1989, 90, 91, (92)
 Wood, Osie Leon III 1980
 Wooddell, Charles Edward 1905
 Woods, Loren 2000, (01)
 Wright, Michael 1999, 2000, 01
 Wuerderman, Emil K. 1905
 Wuerderman, Walter Henry 1910

Y
York, Gabe 2013, 14
 Young, Robert Kirk 1960, 61, 62
 Yurkovich, Dan 1945

Z
 Zahn, Andrew 2002
 Zeller, Miles Murton 1959
 Zeno, Michael G. 1979

Active Players listed in Bold

Since 1940

00

Gilbert Myles, G, 1975-78
Anthony Cook, F, 1986-89

0

Gilbert Arenas, G, 2000-01
Jerryd Bayless, G, 2008
Dondre Wise, 2011-12

1

Leon Wood, G, 1980
Fendi Onobun, F, 2009
Kyryl Natyazhko, C, 2010-11
Sidiki Johnson, F, 2012
Gabe York, G, 2013-14

2

Luke Recker, G/F, 2000
Michael Wright, F, 2001
Isaiah Fox, C, 2003-06
Zane Johnson, F, 2008-09
Daniel Bejarano, G, 2011
Mark Lyons, G, 2013

3

Garland Seigle, G, 1940
Gail Standage, F, 1945
Tony Morales, F, 1949-50
Art Carroll, F, 1951
Haddie Redd, F, 1952
Jackson Eddy, F, 1953
Rudy Garcia, G, 1957
Jon Conner, G, 1959-60
Khalid Reeves, G, 1991-94
Loren Woods, C, 2000-01
Will Bynum, G, 2002-03
Marcus Williams, G, 2006-07
Kevin Parron, G/F, 2010-13

4

L.J. Cox, C, 1940
Helm Hugh, G, 1941
Sidney J. McDuff, G, 1945
William Storie, F, 1946
Leo Johnson, G, 1950-51
Jon Bruner, F, 1952-53
Rick Dienes, G/F, 1960
Bill Mower, G, 1960-61
Buster Forbes, G, 1962
Ben Davis, C, 1995-96
Luke Walton, F, 2000-2003
Garland Judkins, G, 2009-10
T.J. McConnell, G, 2014

5

John Black, G, 1940-41
Jimmy Steele, F, 1945
Tim Ballantyne, C, 1946
Leon Blevins, F, 1949-50
Dave Schuff, F, 1951
Oscar Islas, F, 1952
Rudy Castro, G, 1953
Terry Coyle, G, 1955
Frank Nelson, G, 1957
Andy Liechty, F, 1959
Bill Mower, G, 1960-61
Buster Forbes, G, 1962
Ruben Douglas, G, 1999
Travis Hanour, G, 2001-02
Jawann McClellan, G, 2005-08
Robert Arvizu, G, 2011-12

6

Mike O'Haco, G, 1940
Bob Ruman, F, 1941
John Angulo, F, 1945-46

7

Don Gatchel, G, 1940-41
Jack Troutz, F, 1945-46

8

Dave Hood, G, 1940
Mike O'Haco, F, 1941
Louis Silverstein, G, 1945-46

9

Wilmer Harper, F, 1940-41
Paul Lerado, G, 1945
Fred W. Enke, F, 1946

10

Lynn Naegle, F, 1940-41
Philip Peterson, C, 1945
William Elder, F, 1946
Jim Steele, F, 1948
Jon Conner, G, 1959-60
Wes Flynn, G, 1962-63
Ken Kurtz, G, 1965
Walt McKinney, G, 1969-71
Joe Nehls, G, 1977
Russell Brown, G, 1978-81
Brock Brunkhorst, G, 1982-85
Jason Richey, G, 1994
Mike Bibby, G, 1997-98

11

Leslie Westfall, C, 1940
Adolph Matulis, G, 1941
Stewart Udall, G, 1946
Jim Troutt, F, 1949-51
Ed Fender, G, 1952
Ted Lazovich, F, 1955
Rudy Garcia, G, 1959
Bob Jordan, G, 1960
Wes Flynn, G, 1962
Chuck Lavetter, G, 1963
Bob Spahn, G, 1966
John Padelford, G, 1969
Lanny Mitchell, G, 1970-71
Jim McLaughlin, G, 1972
Maxey Sylvester, G, 1976
Michael Tait, G, 1984-85
Kenny Lofton, G, 1986-89
Casey Schmidt, G, 1990-91
Dylan Rigdon, G, 1994
Kelvin Eafon, G, 1995-96
Travis Wilson, G, 1999
Jason Ranne, G, 2001-04
David Bagga, G/F, 2006-09
Josiah Turner, G, 2012
Aaron Gordon, F, 2014

12

George Jordan, F, 1940
Harry Chambers, C, 1941
Robert Fitzpatrick, G, 1945
Marvin Borodkin, G, 1946
Bob Honea, F, 1949-51
Tom Cash, F, 1952
David Inglis, G, 1953
John Cushman, F, 1957
Andy Liechty, F, 1959
Bob Jordan, G, 1960
Bill Decker, G, 1962
Dennis Albright, F/G, 1963-65
Pat McAndrew, G, 1966-67
Roland Stamps, G, 1968
Mark Scurich, G, 1970
Ron Allen, G, 1973-74
Gary Harrison, G, 1975-77
Tommy Williams, G, 1978
Ricky Walker, G, 1981-82
Puntus Wilson, G, 1983
Matt Othick, G, 1989-92
Josh Pastner, G, 1997-00
Fil Torres, G, 2003-04
Daniel Dillon, G, 2005-08
Lamont Jones, G, 2010-11

13

Carl Cameron, G, 1940
Art Mallamo, G, 1941
Keith Sirrine, G, 1945
Ernie McCray, F, 1959-60
Bill Decker, G, 1962
Rolf Jacobs, F, 1985-87
Donnell Harris, F, 1995-98
Andrew Zahn, F, 2001-02
Chris Rodgers, G, 2003-06
Nic Wise, G, 2007-10
Nick Johnson, G, 2012-14

14

Carl Berra, F, 1940
Lauren Batty, G, 1941
Donald Higgins, C, 1945

C.L. Bradford, F, 1946
Art Carrol, G, 1949
Manuel Gutierrez, G, 1950
Bob Davis, G, 1951
Web Small, G, 1952
Allan Stanton, G, 1953
Bill Wagner, G, 1955
Dick Mowher, F, 1959-60
Kirk Young, F, 1960-62
Albert Johnson, C/F, 1963-65
Bill Davis, F/C, 1967-68
Bill Warner, G, 1969-71
Gene Moore, F, 1972
Eric Money, G, 1973-74
Steve Kanner, G, 1975
Tom Ehlmann, G, 1976
John Smith, G, 1978-81
John Vlahgeorge, G, 1982
Ken Ensor, G, 1983
Eddie Smith, F, 1984-85
Jason Richey, G, 1995
James Harbour, G, 1996
Ortege Jenkins, G, 1997
Michael Schwertley, F, 2000-01
Peter Hansen, F, 2002
Beau Muhlbach, G, 2004-05
Mohamed Tangara, F, 2006-08
Brendon Lavender, G, 2009
Kyryl Natyakhko, C, 2012

15

Tom Allan, F, 1940-41
Harold Goodman, F, 1945-46
Jack Howell, 1951
Kevin Rountree, F, 1953-55
Wayne Burke, F, 1959
Kirk Young, F, 1960-62
Warren Rustand, G, 1963-65
Dick Root, F, 1966-68
Warren Flagg, G, 1970
Scott Gardner, G, 1972
Jim Rappis, G, 1973-76
Steve Lake, G, 1978
Ron Davis, F, 1980-81
Pete Murphy, G, 1982
Joe Mclean, G, 1993-96
John Ash, G, 1998-01
Mustafa Shakur, G, 2004-07

16

William Flake, G, 1940-41
Robert Kryder, C, 1945
John McIntyre, F, 1946

17

Stewart Udall, G, 1940
Les Westfall, C, 1941
Clarence Capps, G, 1945
Lincoln Richmond, F, 1946
Sam Stevens, C, 1946
Al Kivel, F, 1947

18

Gerald Badgett, G, 1946

19

Billy Mann, G, 1947
Roman De Sanctis, F, 1949
Howard Lopizich, G, 1950
Roy Brown, G, 1953

20

John Padelford, F, 1947-48
Bill Boyer, F, 1950
Oscar Bueno, F, 1951
Larry Ewald, C, 1959
Dick Cunningham, G, 1960
Dan Breck, C, 1962
Eddie Brown, G, 1963
Chuck LaVetter, G, 1964
Dennis Rajsich, G, 1968-70
Greg Lloyd, F, 1977
Troy Cooke, G, 1983-84
Craig McMillan, G, 1985-88
Damon Stoudamire, G, 1992-95
Salim Stoudamire, G, 2002-05
Dondre Wise, G, 2010
Jordin Mayes, G, 2011-14

21

Max Spillsbury, C, 1947
Cecil Crouch, F, 1948-49
Roger Johnson, G, 1950-52
James Brown, G, 1953
Jim Brower, G, 1955
Dan Breck, C, 1962
Jim Douglas, G, 1963
Jamie Foster, F, 1965
Gordon Lindstrom, F, 1966
Mike Welton, G, 1967-69
Charles McKee, G, 1970
Jim Huckstein, G, 1971
Dick Mowher, F, 1959-60
Jim Huckstein, G, 1972
Jim McLaughlin, G, 1973
Len Gordy, G, 1974-77
Robbie Dosty, F, 1978-81
Keith Jackson, F, 1982-85
Eric Cooper, G, 1986-87
Brian Williams, C/F, 1990-91
Brian Nelson, G, 1992
Etdrick Bohannon, C, 1993
Andy Brown, F, 1994
Bennett Davison, F, 1997-98
Michael Wright, F, 1999-2000
Hassan Adams, G, 2003-06
Kyle Fogg, G, 2009-12
Brandon Ashley, F, 2013-14

22

Link Richmond, F, 1947-49
Honon Thomas, F, 1950
Gayle Smith, G/F, 1951
George Roundtree, G, 1952
Frank Nogales, F, 1953
Bill O'Donald, F, 1955
Cal Durand, G, 1957
Rudy Garcia, G, 1959
Rick Dienes, G/F, 1960
Keith Frye, G, 1962
Charlie Cook, G, 1963-64
Buddy Doolen, G, 1963-65
Nyal Leslie, G, 1966
Bradley Greene, G, 1967-68
Larry Rote, G, 1970
John Bradley, F, 1972
Coniel Norman, G/F, 1973-74
Herman Harris, G/F, 1974
Tom Ehlman, G, 1975
Tim Marshall, F, 1976-78
Ray Donnelly, F/G, 1979-80
Greg Cook, F, 1981-1982
Greg Scott, G, 1983
Ken Ensor, G, 1984
Bruce Fraser, G, 1985-87
Ray Owes, F, 1992-95
Rick Anderson, F, 1999
Jason Gardner, G, 2000-03

23

Tony Morales, F, 1947-48
Jack Voorhies, G/F, 1950
John Peterson, C, 1951
Charles Leftault, G, 1952-53
Haddie Red, G, 1955
Larry Ewald, C, 1959
Dick Cunningham, G, 1960
Keith Frye, G, 1962
Jamies Foster, F, 1963
Ted Pickett, F, 1965-66
Gordon Lindstrom, F, 1967-68
Wayne Burke, F, 1959
Tom Lee, F, 1969-71
Bill Norris, G, 1972
Greg Lloyd, G, 1976
Tom Tolbert, C/F, 1987-88
Deron Johnson, F/G, 1990-93
Michael Dickerson, F, 1995-98
Lamont Frazier, G, 2000-01
Jesus Verdejo, G, 2005-06
Derrick Williams, F, 2010-11
Rondae Hollis-Jefferson, F, 2014

24

Steve Chalmers, F, 1947
Murray Hammock, G, 1948
George Greene, G, 1948-50
Bill Kemmeries, F, 1951-53
Ernie Oosterveen, G, 1955
Louis Hopkins, G, 1959

Mike Schleibaum, F, 1960
 Eddie Brown, G, 1962
 Dan Breck, C, 1963-64
 Kevin Kelly, F, 1966
 Wayne McDonald, F, 1967
 John Ugrin, F, 1969
 Youree Myers, G, 1971
 Ed Weatherspoon, G, 1972
 Randy Echols, G/F, 1973
 Herman Harris, G/F, 1975-77
 Joe Nehls, G, 1978-1980
 Jeff Collins, G, 1981-1982
 David Haskin, G/F, 1983-86
 Matt Muehlebach, G, 1988-91
 Sean Allen, G/F, 1992
 Quynn Tebbs, G, 1997-99
 Russell Harris, G, 2001
 Andre Iguodala, F, 2003-04
 Fendi Onobun, F, 2006-08
 Brendon Lavender, G, 2010-12
Elliott Pitts, G, 2014

25
 Joe Cherry, G, 1947
 Bill Mann, G, 1948-49
 Cecil Crouch, F, 1950
 Bill Lutich, C/G, 1951
 Jim Johnston, F, 1952
 William Smitheran, G, 1953
 Lee Warner, F, 1959-60
 Jon Crawford, G, 1959
 Mike Schleibaum, F, 1960
 Eddie Brown, G, 1962
 John Newsome, G, 1966-67
 Tony Hatch, G, 1968
 Tom Lawson, F, 1970
 Ron Fuller, G/F, 1976
 Steve Kerr, G, 1984-88
 Dylan Rigdon, G, 1993

26
 George Genung, G, 1947
 John McIntyre, G/F, 1948
 Bruce Larson, F, 1949
 Bill Lutich, C, 1950

27
 Tim Ballantyne, C, 1947
 Steve Chalmers, F, 1948
 Allen Stanton, G, 1951
 Larry Brown, G, 1953

28
 Sam Stevens, C, 1947

29
 Tim Borodkin, G, 1947
 Elias Sieger, G, 1948
 Bob Verbita, F, 1950

30
 Junior Crum, C, 1947-48
 Jim Johnston, F, 1950
 Leon Goar, F, 1955-57
 Ernie McCray, F, 1959-60
 Don Wright, G, 1951
 Charlie Cook, G, 1962
 Regis Dauk, G, 1963
 Harvey Fox, F, 1964-66
 Mickey Foster, F/G, 1968-70
 Tom Lawson, G/F, 1971-72
 Wayne Womack, F, 1989-92
 Justin Wessel, F, 1997-01
 Matt Brase, F, 2004-05
 J.P. Prince, G, 2006-07
 Angelo Chol, F, 2012-13

31
 Fred W. Enke, G, 1947-48
 Rudy Delgado, C/F, 1949
 Jim Dunlap, C, 1950-53
 Bill Smitheran, G, 1951
 Leon Goar, F, 1955
 Jim Brittain, C, 1959
 Bill Weese, G, 1960
 Charlie Cook, G, 1962
 Joe Nehls, G, 1979
 Frank Smith Jr., F, 1980-83
 Marty Barmentloo, F, 1994-95
 Jason Terry, G, 1996-99
Matt Korcheck, F, 2014

32
 Joe Cherry, C, 1948-49
 Ned Darnall, C, 1950
 Sid Kain, C, 1951-53
 Frank Craig, F, 1955
 Gene Baldwin, G, 1957
 Jim Brittain, C, 1959
 Bill Weese, G, 1960
 Larry Harris, F, 1962-64
 Mike Aboud, F, 1965-67
 Richard Barnes, F, 1968-70
 Phil Edwards, F, 1971
 Dave Burns, C/F, 1973-75
 Larry Demic, F, 1976-79
 Ernest Taylor-Harris, C, 1982
 Pete Williams, F/C, 1984-85
Sean Elliott, G/F, 1986-89

33
 Morris Udall, C, 1947-48
 Junior Crum, C, 1949
 Paul Penner, C, 1950
 Jerry Dillon, C, 1951-52
 T.J. Case, G, 1953
 Darrell Blankinship, C, 1955
 Dick Mower, G, 1957
 Miles Zeller, G, 1959-60
 Bill Weese, G, 1961
 Larry Harris, F, 1962
 Tom LaVoy, F, 1963-65
 Roger Brautigan, G, 1966
 Warren Anderson, F, 1968-70
 Greg Aitchinson, F, 1972
 Brian Jung, C, 1976-77
 Rick Whyte, G, 1978
 Greg Hawthorne, C, 1979-80
 Mark Jung, C, 1982
 Todd Porter, G/F, 1983
 Joe Turner, C/F, 1985-87
 Ron Curry, F, 1989
 Corey Williams, F, 1993-96
 Eugene Edgerson, F, 1997-01
 Rick Anderson, F, 2003
 Mohamed Tangara, F, 2005
 Lucas Spencer, G, 2008
 D.J. Shumpert, F, 2009-10
 Jesse Perry, F, 2011-12
 Grant Jerrett, F, 2013
 Zach Peters, 2014

34
 Bill O'Donald, F, 1957
 Miles Zeller, G, 1959-60
 Regis Dauk, G, 1962
 Dale Deschamps, F, 1973
 Steve Kanner, G, 1974
 Mitchell Jones, F, 1975-78
 John Hutcherson, F, 1979-80
 Harvey Thompson, G, 1981-84
 Brian David, F, 1986-90
 Morgan Taylor, F, 1985
 Tony Clark, G/F, 1991
 Miles Simon, G, 1995-98
 Dennis Lattimore, F, 2002-03
 Chase Budinger, F, 2007-09

35
 Warren Ridge, G, 1957
 Louis Hopkins, G, 1959
 Ken Harris, F, 1960
 Regis Dauk, G, 1961-62
 Lynard Harris, C, 1973
 Kevin Kincade, F, 1974
 Tim Marshall, F, 1975
 Ron Fuller, G, 1977-78
 Donald Mellon, F/G, 1979-83
 Jud Buechler, F, 1987-90
 Rick Anderson, F, 2000-02
Kaleb Tarczewski, C, 2013-14

40
 Terry Coyle, G, 1957
 Jon Crawford, G, 1959
 Ken Harris, F, 1960
 Dan Scurlock, C, 1962
 Monte Clausen, C, 1963
 Tom Sutton, C, 1965-66
 Bill Wilson, C, 1968
 Rick Allen, F, 1970
 John Ugrin, F, 1971
 Lynard Harris, F/C, 1972

Jarvis Kelley, F, 1994-95
 Jason Lee, G, 1997
 Loren Woods, C, 1999

41
 Bob Mueller, F, 1957
 Mike Schleibaum, G, 1959
 Marv Dutt, F, 1960-61
 Bob Hansen, 1964-66
 James Hansen, F, 1967-69
 John Harbour, F, 1969
 Bruce Anderson, F, 1970-72
 Tom Lawson, F, 1973
 John Bradley, F, 1974
 Bob Aleksa, C, 1975-77
 Raymond Murdock, F/G, 1978
 Jack Magno, F, 1982-83
 Ed Stokes, F/C, 1990-93

42
 Bill Reeves, F, 1955-57
 Mike Schleibaum, G, 1959
 Marv Dutt, F, 1960-61
 Lee Engbretson, C/F, 1963
 Ralph Miller, C, 1967
 John Harbour, F, 1968
 Bill Wilson, C, 1970
 Paul Strong, F, 1971-73
 Jay Geldmacher, F, 1974-77
 Perry Novelli, G, 1978-79
 Sean Rooks, C, 1988-90
 Chris Mills, F/G, 1990-93
 A.J. Bramlett, C, 1996-99
 Jamelle Horne, F, 2008-11

43
 Ed Nymeyer, F, 1957
 Jim Seal, F, 1959
 Lee Warner, F, 1959-60
 Joe Skaisgir, F, 1961-62
 Gerald Jacobs, 1965-67
 Jim VanCoevinger, C, 1968-70
 Phil Edwards, C, 1972
 Jordan Hill, F, 2007-09

44
 Bob McInerney, C, 1959
 Russ Stevens, C, 1960-61
 Mike Kordik, C, 1966-68
 Eddie Myers, C, 1969
 Phil Edwards, C, 1973
 Jerome Gladney, F, 1974-77
 Michael Zeno, F, 1979-80
 Kevin Roundfield, F, 1982
 Andy Woodtli, C, 1984
 Harvey Mason, G, 1987-90
 Reggie Geary, G, 1993-96
 Richard Jefferson, F, 1999-01
 Chris Dunn, F, 2003
 Bret Brielmaier, F, 2005-08
 Solomon Hill, F, 2010-13
Trey Mason, G, 2014

45
 Lou Hopkins, C, 1957
 Russ Stevens, C, 1960-61
 Bruce Wheatley, C, 1986-87
 Mark Georgeson, C, 1988-89
 Sean Rooks, C, 1990-92
 Channing Frye, C, 2002-05
 Ross Davidson, F, 2010

50
 Robert Maxwell, G, 1959
 Carl Wheeler, F/C, 1960
 Monte Clausen, C, 1962
 David Mosebar, C, 1980-81
 John Edgar, C, 1985-86
 Joseph Blair, F/C, 1993-96
 Alex Jacobson, C, 2008-12
Jacob Hazzard, G, 2013-14

51
 Robert Maxwell, G, 1959
 Carl Wheeler, F/C, 1960
 Monte Clausen, C, 1961-62
 Kevin Flanagan, F, 1990-94
 Quinton Crawford, G, 2012-13

52
 Lee Warner, F, 1960
 Gary Tucker, C, 1962
 Jim Wakefield, C, 1973-74
 Phil Taylor, F, 1975-78
 Charles Miller, C/F, 1979-82
 Morgan Taylor, F, 1983
 Greg Taylor, F, 1983-84
 Jason Stewart, G, 1998-99
 Isaiah Fox, C, 2002
 Max Wiepking, F, 2010-13
 Chris Johnson, F, 2014

53
 Earl Lubers, C, 1957
 Dan Scurlock, C, 1961-62

54
 Jim Seal, F, 1959
 Doug Chapman, C, 1960
 Dan Scurlock, C, 1962
 Al Fleming, F, 1973-76
 Phil Taylor, C, 1978
 Van Beard, C, 1984
 Robertas Javotkas, C, 2000
 Kirk Walters, C, 2004-08
 Eric Conklin, 2014

55
 Bob McInerney, C, 1959
 Doug Chapman, C, 1960
 Art Lazar, F, 1961
 Gary Tucker, C, 1962
 Eddie Myers, C, 1970-71
 John Irving, F, 1973
 Bob Elliott, C, 1974-77
 John Belobradic, F/C, 1979-83
 Ivan Radenovic, F, 2005-07
Drew Mellon, F, 2012-14

italics indicates number retired
Active Players listed in Bold

Table with columns: Name, Years, GP, GS, Min, MPG, FG, FGA, Pct., 3FG, 3FGA, Pct., FT, FTA, Pct., OR, DR, Tot, RPG, PF, D, A, TO, Blk, S, Pts., Avg.

INDIVIDUAL CAREER STATS



Name.....	Years	GP	GS	Min	MPG	FG	FGA	Pct.	3FG	3FGA	Pct.	FT	FTA	Pct.	OR	DR	Tot	RPG	PF	D	A	TO	Blk	S	Pts.	Avg.
Ken Wilson	1954	17				7	33	.212				13	23	.565					16	0					27	1.6
Puntus Wilson	1983	28	25	785	28.0	144	319	.451				29	42	.690			91	3.3	52	0	56	85	8	44	317	11.3
Traves Wilson	1999	28	6	422	15.1	28	89	.315	14	51	.275	15	26	.577	14	28	42	1.5	48	2	26	30	1	15	85	3.0
Dondre Wise	2010-12	18	0	36	2.0	0	0	.000	0	0	.000	2	2	1.000	0	3	3	0.2	2	0	7	2	0	1	2	0.1
Nic Wise	2007-10	115	77	3267	28.4	398	951	.419	160	405	.395	329	392	.839	30	234	264	2.3	220	4	394	248	8	167	1285	11.2
Wayne Womack	1989-92	126	39	2194	17.4	251	483	.520	0	4	.000	218	338	.645	177	283	459	3.6	232	5	68	109	72	59	721	5.7
Leon Wood	1980	24	7	221	9.2	43	111	.387				19	26	.731			6	0.3	15	0	25	0	0	7	105	4.4
Loren Woods	2000-01	55	53	1699	30.9	287	550	.522	1	5	.200	214	269	.796	108	275	383	7.0	114	2	100	115	186	40	789	14.3
Michael Wright	1999-01	99	95	2854	28.8	527	917	.575	1	6	.167	291	582	.500	319	513	832	8.4	215	2	40	177	28	52	1491	15.1
Kirk Young	1960-62	76				165	514	.321				69	123	.561			277	3.6	200	4					399	5.3
Gabe York	2013-14	53	12	916	17.3	95	253	.375	65	171	.380	37	56	.661	15	75	90	1.7	58	0	70	23	4	20	292	5.5
Dan Yurkovich	1945	7				4						2	7	.286					20	1					10	1.4
Andrew Zahn	2002	16	0	54	3.4	6	9	.667	1	2	.500	2	4	.500	6	9	15	0.9	11	0	1	4	1	0	15	0.9
Miles Zeller	1959-60	33				64	188	.340				36	58	.621			78	2.4	57	1					164	5.0
Michael Zeno	1979-80	44	9	403	9.2	51	107	.477				31	50	.620			100	2.3	47	0	12	11	2	14	133	3.0

* Statistics from 2007-08 season vacated due to NCAA infractions.

MCKALE CENTER'S LARGEST CROWDS

Rnk	Att.	Opponent	Date
1.	15,176	Arizona State	3/4/1978
2.	15,156	New Mexico	1/14/1978
3.	14,729	California	3/5/2009
4.	14,728	USC	2/12/2009
5.	14,724	UCLA	2/25/2012
6.	14,723	Stanford	3/7/2009
7.	14,672	Morgan State	11/20/1997
8.	14,642	Coppin State	12/13/1997
9.	14,638	UCLA	1/20/1996
10.	14,631	Arizona State	2/21/2010

YEARLY ATTENDANCE & RECORD IN MCKALE CENTER

Year	Games	Record	Total	Avg.
1972-73	5\$	4-1	64,975	12,995
1973-74	15	14-1	184,275	12,285
1974-75	14	13-1	159,096	11,364
1975-76	16	16-0	179,523	11,220
1976-77	16	16-0	199,130	12,446
1977-78	15	12-3	172,428	11,495
1978-79	15	13-2	174,831	11,655
1979-80	16	10-6	181,428	11,339
1980-81	17	10-7	160,651	9,450
1981-82	14	6-8	115,272	8,234
1982-83	14	4-10	87,136	6,224
1983-84	14	7-7	102,163	7,297
1984-85	15	12-3	163,980	*10,932
1985-86	16	16-0	179,008	*11,188
1986-87	15	10-5	190,800	*12,720
1987-88	19%	19-0	252,649	**13,297
1988-89	14	14-0	190,675	**13,620
1989-90	14	14-0	190,949	**13,639
1990-91	17	17-0	235,051	**13,826
1991-92	16	15-1	222,347	**13,884
1992-93	15	14-1	208,185	**13,879
1993-94	15	14-1	209,592	**13,973
1994-95	14	11-3	199,589	**14,257
1995-96	16	13-3	228,064	**14,254
1996-97	14	13-1	199,899	**14,279
1997-98	15	15-0	217,953	**14,530
1998-99	14	14-0	200,885	**14,349
1999-2000	17	16-1	246,237	**14,485
2000-01	15	13-2	217,996	**14,533
2001-02	13	9-4	189,072	**14,544
2002-03	15	14-1	218,427	**14,562
2003-04	15	13-2	218,418	**14,561
2004-05	16	15-1	232,926	**14,558
2005-06	14	12-2	204,213	**14,587
2006-07	16	11-5	227,239	*14,202
2007-08+	17	0-6	241,703	*14,218
2008-09	17	14-3	232,576	*13,681
2009-10	16	11-5	221,047	*13,815
2010-11	17	17-0	232,561	*13,680
2011-12	18	14-4	244,829	*13,602
2012-13	16	14-2	226,505	*14,157
2013-14	18	18-0	258,749	*14,375
Totals	640	+527-102	8,283,032	12,942
		(.838)		

Full Capacity

* Led the Pac-12 Conference in attendance

% Figure includes three home games during the Pac-10 Tournament

\$ McKale Center opened Feb. 1, 1973, with five home dates during the 1972-73 season

+ 11 victories were vacated due to NCAA infractions. Actual on-court record was 11-6. Facility win/loss record and winning percentage reflects those vacated victories.

MCKALE CENTER ATTENDANCE NOTES

• Arizona has led the Pac-12 in attendance every year since 1984-85, a streak of 30-consecutive seasons.

• Since the start of the 1987-88 season, Arizona has played to an impressive 97.3% percent of capacity for all of its home games in that span – 417 games entering 2014-15.

• Arizona is the only school in the nation to have two home-court winning streaks rank among the top 10 in NCAA Division I history. UA's 81-game win streak in Bear Down Gym from 1945-51 ranks fifth, while the 71-game win streak in McKale Center from 1987-92 ranks 10th.

Longest NCAA Homecourt Win Streaks

Wins	School	Years
129	Kentucky.....	1943-55
99	St. Bonaventure.....	1948-61
98	UCLA.....	1970-76
86	Cincinnati.....	1957-64
81	ARIZONA.....	1945-51
81	Marquette.....	1967-73
80	Lamar.....	1978-84
75	Long Beach State.....	1968-74
72	UNLV.....	1974-78
71	ARIZONA.....	1987-92

MCKALE CENTER AT A GLANCE

Ground Broken: Fall 1970

Cost: \$8.1 million

Building Dimensions: 428 feet long, 339 feet wide, 77 feet high

First Game: Feb. 1, 1973; Arizona 87, Wyoming 69

UA Record in Facility: 527-102 (.838)+

Current Capacity: 14,545

Cumulative Attendance: 8,283,032 in 42 seasons

Undefeated Seasons: 11 (1976, '77, '86, '88, '89 '90, '91, '98, '99, '11, '14)

Longest Homecourt Win Streak: 71, Feb. 14, 1987 to Jan. 11, 1992

NCAA Championship Events Hosted:

Men's Basketball West Regional: 2 (1974, 1980)

Men's Basketball First/Second Rounds: 10 (1977, '79, '87, '89, '91, '93, '97, 2000, '05, '11)

Men's Basketball Second/Third Rounds: 1 (2011)

Women's Basketball First/Second Rounds: 1 (2006)

Wrestling Championships: 1 (1976)

Most Points Scored, Arizona: 127, Arizona vs. Arizona State, Jan. 5, 1998

Most Points Scored, Opponent: 110, Arizona State vs. Arizona, Feb. 17, 1973

Biggest Winning Margin, Arizona: 64, Arizona (118) vs. Robert Morris (54), Dec. 28, 1996

Biggest Winning Margin, Opponent: 30, BYU (99) vs. Arizona (69), Dec. 28, 2009

Most Points Scored, Arizona Individual: 41, Al Fleming, vs. Detroit, Jan. 10, 1976

Most Points Scored, Opponent: 49, Jimmer Fredette, BYU vs. Arizona, Dec. 28, 2009

+ record reflects 11 vacated victories during 2007-08 season due to NCAA infractions

