

# ARIZONA



2012-13  
Media Guide

NUMERICAL

No.	Name	Pos.	Ht.	Wt.	Cl.-Exp.	Hometown/Last School
1	Gabe York	G	6-2	185	Fr.-HS	Orange, Calif./Orange Lutheran H.S.
2	Mark Lyons	G	6-1	200	Sr.-TR	Schenectady, N.Y./Xavier
3	Kevin Parrom	G/F	6-6	220	Sr.-3L	Bronx, N.Y./South Kent (Conn.) H.S.
4	T.J. McConnell	G	6-1	190	Jr.-TR	Pittsburgh, Pa./Duquesne
13	Nick Johnson	G	6-3	200	So.-1L	Gilbert, Ariz./Findlay Prep (Nev.)
20	Jordin Mayes	G	6-3	200	Jr.-2L	Los Angeles, Calif./Westchester H.S.
21	Brandon Ashley	F	6-8	235	Fr.-HS	San Francisco, Calif./ Findlay Prep (Nev.)
30	Angelo Chol	F	6-9	225	So.-1L	San Diego, Calif./Hoover H.S.
31	Matt Korcheck	F	6-10	225	Jr.-JC	Tucson, Ariz./Cochise College (Ariz.)
33	Grant Jerrett	F	6-10	235	Fr.-HS	Chino Hills, Calif./Lutheran H.S.
35	Kaleb Tarczewski	C	7-0	255	Fr.-HS	Claremont, N.H./St. Mark's School (Mass.)
44	Solomon Hill	F	6-7	220	Sr.-3L	Los Angeles, Calif./Fairfax H.S.
50	Jacob Hazzard	G	5-11	165	Fr.-HS>	Los Angeles, Calif./Loyola H.S.
51	Quinton Crawford	G	6-2	200	Sr.-1L>	Old Bridge, N.J./Middlesex County College
52	Max Wiepking	F	6-6	220	Sr.-3L>	Englewood, Colo./Kent Denver School
55	Drew Mellon	F	6-6	210	So.-1L>	Santa Ana, Calif./Mater Dei H.S.

ALPHABETICAL

No.	Name	Pos.	Ht.	Wt.	Cl.-Exp.	Hometown/Last School
21	Brandon Ashley	F	6-8	235	Fr.-HS	San Francisco, Calif./ Findlay Prep (Nev.)
30	Angelo Chol	F	6-9	225	So.-1L	San Diego, Calif./Hoover H.S.
51	Quinton Crawford	G	6-2	200	Sr.-1L>	Old Bridge, N.J./Middlesex County College
50	Jacob Hazzard	G	5-11	165	Fr.-HS>	Los Angeles, Calif./Loyola H.S.
44	Solomon Hill	F	6-7	220	Sr.-3L	Los Angeles, Calif./Fairfax H.S.
33	Grant Jerrett	F	6-10	235	Fr.-HS	Chino Hills, Calif./Lutheran H.S.
13	Nick Johnson	G	6-3	200	So.-1L	Gilbert, Ariz./Findlay Prep (Nev.)
31	Matt Korcheck	F	6-10	225	Jr.-JC	Tucson, Ariz./Cochise College (Ariz.)
2	Mark Lyons	G	6-1	200	Sr.-TR	Schenectady, N.Y./Xavier
20	Jordin Mayes	G	6-3	200	Jr.-2L	Los Angeles, Calif./Westchester H.S.
4	T.J. McConnell	G	6-1	190	Jr.-TR	Pittsburgh, Pa./Duquesne
55	Drew Mellon	F	6-6	210	So.-1L>	Santa Ana, Calif./Mater Dei H.S.
3	Kevin Parrom	G/F	6-6	220	Sr.-3L	Bronx, N.Y./South Kent (Conn.) H.S.
35	Kaleb Tarczewski	C	7-0	255	Fr.-HS	Claremont, N.H./St. Mark's School (Mass.)
52	Max Wiepking	F	6-6	220	Sr.-3L>	Englewood, Colo./Kent Denver School
1	Gabe York	G	6-2	185	Fr.-HS	Orange, Calif./Orange Lutheran H.S.

+ Has used redshirt year

> Walk-on

**Head Coach:** Sean Miller (Pittsburgh, '92; Fourth year at Arizona, Ninth year overall)

**Associate Head Coach:** James Whitford (Wisconsin, '94; Fourth year)

**Assistant Coaches:** "Book" Richardson (Pittsburgh-Johnstown, '98; Fourth year); Joe Pasternack (Indiana, '99; Second year)

**Director of Basketball Operations:** Ryan Reynolds (Xavier, 2007; Fourth year)

**Assistant Director of Basketball Operations:** Danny Peters (Ohio State, 2010; Third Year)

**Graduate Manager:** JayDee Luster (Wyoming, 2012; First year)

2012-13 Wildcat Roster Breakdowns

**Pronunciation Guide**

Angelo CHOL . . . . . Choal (rhymes with goal)  
 Matt KOCHECK . . . . . CORE-check  
 Drew Mellon . . . . . like the fruit  
 Kevin PARROM . . . . . PAIR-um  
 Kaleb TARCZEWSKI . . Tar-ZOO-Ski  
 Max WIEPKING . . . . . WEEP-king

**By Class:**

**Seniors (5):** Quinton Crawford, Solomon Hill, Mark Lyons, Kevin Parrom, Max Wiepking  
**Juniors (3):** Jordin Mayes, T.J. McConnell, Matt Korcheck  
**Sophomores (3):** Angelo Chol, Nick Johnson, Drew Mellon  
**Freshmen (5):** Brandon Ashley, Jacob Hazzard, Grant Jerrett, Kaleb Tarczewski, Gabe York

**State of Origin:**

**Arizona:** Nick Johnson, Matt Korcheck  
**California:** Brandon Ashley, Angelo Chol, Jacob Hazzard, Solomon Hill, Grant Jerrett, Jordin Mayes, Drew Mellon, Gabe York  
**Colorado:** Max Wiepking  
**New Hampshire:** Kaleb Tarczewski  
**New Jersey:** Quinton Crawford  
**New York:** Mark Lyons, Kevin Parrom  
**Pennsylvania:** T.J. McConnell

**By Position:**

**Guards (8):** Quinton Crawford, Jacob Hazzard, Nick Johnson, Mark Lyons, Jordin Mayes, T.J. McConnell, Kevin Parrom, Gabe York  
**Forwards (8):** Brandon Ashley, Angelo Chol, Solomon Hill, Grant Jerrett, Matt Korcheck, Drew Mellon, Kevin Parrom, Max Wiepking  
**Centers (1):** Kaleb Tarczewski

**By Height:**

**5-11:** Jacob Hazzard  
**6-1:** Mark Lyons, T.J. McConnell  
**6-2:** Quinton Crawford, Gabe York  
**6-3:** Nick Johnson, Jordin Mayes  
**6-6:** Drew Mellon, Kevin Parrom, Max Wiepking  
**6-7:** Solomon Hill  
**6-8:** Brandon Ashley  
**6-9:** Angelo Chol  
**6-10:** Grant Jerrett, Matt Korcheck  
**7-0:** Kaleb Tarczewski

## Wildcat Quick Facts

### University Information

Location/Founded ..... Tucson, Ariz./1885  
 Enrollment ..... 40,200  
 Nickname ..... Wildcats  
 School Colors ..... Cardinal & Navy  
 Arena (Capacity) ..... McKale Center (14,538)  
 Affiliation/Conference ..... NCAA Division I/Pac-12  
 President/Phone ..... Dr. Ann Weaver Hart/(520) 621-5511  
 Faculty Representative ..... Jory Hancock  
 Director of Athletics ..... Greg Byrne  
 Athletic Dept. Phone ..... (520) 621-4622  
 Athletic Web Site ..... www.arizonawildcats.com

### History

First Year of Basketball ..... 1904-05  
 All-time Record ..... 1,618-892+ (.645)  
 Years in NCAA Tournament/Last ..... +27/2011 (3-1)  
 Last Postseason Opponent ..... Bucknell  
 Result ..... Lost, 65-54, 2012 NIT

### Coaching Staff

Head Coach ..... Sean Miller  
 Alma Mater ..... Pittsburgh, 1992  
 Career Record/Years ..... 189-82 (.697)/8  
 Record at Arizona/Years ..... 69-35/3  
 Basketball Office Phone ..... (520) 621-4813  
 Best Time to Reach Coach ..... Contact SID  
 Assistant Coaches/Alma Mater/Years at Arizona  
     James Whitford/Wisconsin, 1994/3  
     Emanuel "Book" Richardson/Pittsburgh-Johnstown, 1998/3  
     Joe Pasternack/Indiana, 1999/1  
 Director of Basketball Operations ..... Ryan Reynolds  
 Athletic Trainer ..... Justin Kokoskie

### Communications Services

Communications Services Director ..... Tom Duddleston Jr.  
 Associate Director/Basketball Contact ..... Richard Paige  
 Office Phone ..... (520) 621-4163  
 Cell Phone ..... (520) 850-2118  
 e-mail ..... rpaige@email.arizona.edu  
 Mailing/Overnight Address ..... Athletic Communications Services  
     P.O. Box 210096  
     McKale Center, Room 106  
     1 National Championship Drive  
     Tucson, AZ 85721-0096  
 Press Row Phone ..... (520) 621-4334

### Team Information

2011-12 Record ..... 23-12 (14-4 home, 6-5 away, 3-3 neutral)  
 Conference Record/Finish ..... 12-6/4th  
 Letterwinners Returning/Lost ..... 8/8  
 Starters Returning/Lost ..... 3/2

Returns (8)	Pos.	Ht.	Wt.	Yr.	PPG	RPG	APG
Angelo Chol	F	6-9	225	So.	2.8	2.3	0.1
Quinton Crawford	G	6-2	200	Sr.	0.0	0.0	0.0
*Solomon Hill	F	6-7	220	Sr.	12.9	7.7	1.3
*Nick Johnson	G	6-3	200	So.	8.9	3.3	2.4
*Jordin Mayes	G	6-3	200	Jr.	4.7	1.6	1.1
Drew Mellon	F	6-5	210	So.	0.0	0.0	0.0
Kevin Parrom	G/F	6-6	220	Sr.	4.9	2.9	1.7
Max Wiepking	F	6-6	220	Sr.	1.0	0.8	0.0

\* returning starter

Newcomers (8)	Pos.	Ht.	Wt.	Yr.	Hometown
Brandon Ashley	F	6-8	235	Fr.	San Francisco, Calif.
Jacob Hazzard	G	5-11	165	Fr.	Los Angeles, Calif.
Grant Jerrett	F	6-10	235	Fr.	Chino Hills, Calif.
Matt Korcheck	F	6-10	225	Jr.	Tucson, Ariz.
Mark Lyons	G	6-1	200	Sr.	Schenectady, N.Y.
T.J. McConnell	G	6-1	190	Jr.	Pittsburgh, Pa.
Kaleb Tarczewski	C	7-0	255	Fr.	Claremont, N.H.
Gabe York	G	6-2	185	Fr.	Orange, Calif.

Losses (8)	Pos.	Ht.	Wt.	Yr.	PPG	RPG	APG
Robert Arvizu	G	6-0	195	So.	0.0	0.0	0.0
^Kyle Fogg	G	6-3	188	Sr.	13.5	3.7	2.2
Alex Jacobson	C	7-0	253	Sr.	0.3	0.4	0.4
Brendon Lavender	G	6-5	212	Sr.	5.5	1.1	0.8
Kyryl Natyazhko	C	6-11	275	Jr.	1.1	0.6	0.2
^Jesse Perry	F	6-7	217	Sr.	12.6	7.5	1.3
Josiah Turner	G	6-3	192	Fr.	6.8	3.1	2.4
Dondre Wise	G	6-1	220	Sr.	0.0	0.1	0.3

^ starter lost

+ Records adjusted for vacated games due to NCAA infractions

## Table of Contents

last update: Dec. 3, 2012

### General Information

2012-13 Rosters ..... IFC  
 Quick Facts/Table of Contents ..... 1  
 2012-13 Broadcast Talking Points ..... 2-3  
 Q&A with Sean Miller ..... 4-5  
 Opponent Media Relations Directory ..... 19  
 McKale Center/2013 NCAA Tournament Information ..... 102-103  
 Tucson/University of Arizona ..... 104  
 University Administrators/Pac-12 Conference ..... 105  
 Media Policies ..... 106  
 2012-13 Radio/TV Roster ..... IBC  
 2012-13 Schedule ..... BC

### Wildcat Biographies

Seniors (Hill, Lyons, Parrom, Wiepking, Crawford) ..... 6-13  
 Juniors (Mayes, McConnell) ..... 14-17  
 Sophomores (Chol, Johnson, Mellon) ..... 18-22  
 Newcomers (Korcheck, Ashley, Hazzard, Jerrett, Tarczewski, York) ..... 23-25  
 Head Coach Sean Miller ..... 26-28  
 Assistant Coaches (Whitford, Richardson, Pasternack) ..... 29-30  
 Support Staff (Reynolds, Rounds, Kokoskie, Peters, Luster) ..... 30-32

### 2011-12 In Review/A Look Ahead

Team/Individual Statistics ..... 33-34  
 2011-12 Boxscores ..... 34-40  
 Fiesta Bowl Classic ..... 41-42  
 2013 Pac-12 Tournament ..... 43  
 Record vs. All Opponents ..... 44-45  
 Series Record vs. 2012-13 Opponents ..... 46-50  
 Series Record vs. the Conferences ..... 51

### History

Individual Records ..... 52-53  
 Team Records ..... 54-55  
 McKale Center Records/Pac-12 Records ..... 56-58  
 Career Statistical Leaders ..... 59-60  
 Single-Season Statistical Leaders ..... 61-62  
 Career Scoring Leaders ..... 63-64  
 Year-By-Year Leaders ..... 65-66  
 Arizona in Overtime/100-Point Games ..... 67-68  
 Retired Jerseys ..... 69-70  
 All-Americans/Individual Honors/NBA Draft ..... 71-73  
 Arizona in the Polls/Against Ranked Opponents ..... 74-78  
 Yearly Results/Career Coaching Records ..... 79-80  
 Season Comparisons/Single-Season Team Highs ..... 81-84  
 Game-By-Game Results ..... 85-93  
 Lettermen ..... 94-95  
 Jersey Numbers ..... 96-97  
 Individual Career Statistics ..... 98-101

**On the Cover:** Arizona basketball upperclassmen (clockwise from top left) Jordin Mayes, Mark Lyons, Kevin Parrom and Solomon Hill lead the Wildcats into the 2012-13 season. Cover photographs and design by Luke Adams.

**Credits:** The 2012-13 University of Arizona men's basketball media guide was produced to aid in coverage of the Arizona men's basketball program and is a product of the University of Arizona Athletic Communications Services Office © 2012. The guide was written, designed and edited by Richard Paige with editorial assistance from Lydia F. Bell, Ryan Dunn and Tom Duddleston. Text, research and production contributions by Sean Fitzpatrick, Greg Fitzpatrick, Jon Alquist, Blake Grimsley, Lydia F. Bell, Drew Porche, Hanad Farah, Brentton Walker, Katie Roberts, Ryan Hansen, Sean Collins, Danny Martinez, Matt Park, Steve Kozachik, USA Basketball, the NCAA (Gary K. Johnson), and the Naismith Memorial Basketball Hall of Fame. Photo credits: Luke Adams, J & L Photography; Arizona Athletics Photography, Ben Rider, Jacob Chinn; David Sanders, Arizona Daily Star; Francisco Medina, Tucson Citizen; Kevin Klaus, Arizona Daily Wildcat; Patti Ota; Arizona Republic, Associated Press (John Miller, Wily Low, Wendell Hughes); Robert Walker; Larry Hogan, Gordon Bates, Brian Orta, Jerry Pilarelli, Donna Schou; Joe Murphy; USA Basketball (Caroline Williams, Craig Miller, Jenny Maag); Brian Spurlock; Kathleen "Rocky" LaRose; Tom Duddleston; Richard Paige; ALLSPORT; Ryan Ole Haas; Tim Defrisco; Rocky Widner; Michael B. Hirsch; Glenn James; Tim Harris; Alan Kee; Susan Hamilton; Rich Schmitt; Staples Center; NBA Entertainment/Getty Images; and the public relations offices of NBA franchises represented.



**A Golden Moment:** Andre Iguodala helped the U.S. Men’s Senior National team to a gold medal at the 2012 London Olympics, courtesy of a 107-100 win over Spain in the Aug. 12 Olympic Final. Iguodala averaged 4.3 points and 2.8 rebounds per game during the eight-game Olympic tournament.

Set to begin his ninth NBA season in October, Iguodala is the first Arizona Wildcat cager to win an Olympic gold medal and joins Richard Jefferson (2004 bronze) as the only Cats to medal on the sports world’s biggest stage.

It was the second consecutive international gold medal for Iguodala, who was also a part of USA Basketball’s gold-medal winning squad at the 2010 FIBA World Championships. Iguodala’s international record in a USA uniform is a spotless 17-0.




*Andre Iguodala (third from left) with a few of his gold-medal winning teammates at the 2012 London Olympics.*

**The Next Level:** A total of 63 Arizona players have been drafted by NBA clubs since 1948. More than half of that number was selected in the last 25 seasons. Additionally, nine of Arizona’s last 10 NBA Draft first-round selections have been Lottery picks, like Derrick Williams in 2011. No school nationally has produced more NBA draft picks since 1988 than Arizona’s 34.

**Most NBA Draft Choices since 1988**

- 1. **ARIZONA** ..... 34
- Kentucky ..... 34
- Duke ..... 34
- 4. Kansas ..... 31
- 5. North Carolina .... 30
- UCLA ..... 30

Further, no fewer than 11 former Arizona Wildcats appeared on active NBA rosters in 2011-12, a figure that ranked eighth nationally in terms of production. There have been at least eight former Wildcats in the NBA in each of the last 12 seasons with 10 or more in nine of those campaigns.



**Productivity:** Arizona players like 2011 NBA champion Jason Terry (left) have long known that draft day is just the first step to a successful career in professional basketball. The average length of an NBA career for the 34 UA players to see action in the league

since 1989 is an impressive six years. Additionally, the 11 former Wildcats to play in the NBA last season earned nearly \$78 million combined. That’s about \$19 million more than the salary cap.

Perhaps more impressively, former Arizona players have earned more than \$851 million collectively in their NBA careers.

**With Regularity:** Arizona is one of a handful of programs where winning is a regularity. Not only have the Wildcats strung together a Pac-12-best 28 consecutive winning seasons, but UA is tied for fourth nationally in terms of 20-win seasons in that same span. In that time frame, Arizona has averaged 24.7 wins per season.

**20-Win Seasons, 1985-2012**

Team	No.
1. Kansas	27
Syracuse	27
3. Duke	26
4. <b>ARIZONA</b>	<b>25</b>
North Carolina	25

**Conference Titles:** In its 108 seasons of basketball, Arizona has won or shared 25 conference championships. The Cats have captured at least one league title in each of the three conferences it has claimed membership: Border (12 titles), 1931-61; Western Athletic (1), 1962-78; and Pac-12 (12), 1978-present. Since UA joined the Pac-12 in 1978-79, the Cats have won 12 conference titles, the most of any school in the league.

Arizona has averaged one conference title every 3.3 seasons and had two separate spans where it won seven conference championships in 10 years since first joining a conference in 1931-32.

**A Special Season:** Arizona’s McKale Center remains one of college basketball’s best home court advantages. This season serves as the 40th full season as the home of the Wildcats.


Since the facility opened in 1973, more than 7.7 million fans have witnessed the Wildcats win nearly 84 percent of its home games, while averaging better than 13 home wins per season since McKale Center opened on Feb. 1, 1973.

Over the last six seasons, Arizona’s percentage of capacity (95%) rates favorably against college basketball’s attendance leaders. Of the five top-finishing schools in the NCAA’s men’s basketball attendance listings from 2007-2012 (Kentucky, Syracuse, Louisville, North Carolina, Tennessee), only one of those programs – Kentucky – has a higher percentage of capacity than Arizona.

The strength of that support has allowed the Wildcats to lead the Pac-12 in attendance every season since 1984-85. Arizona has been ranked in the nation’s top 20 when it comes to attendance for 26 consecutive seasons (since 1986-87).

Should Arizona average 12,639 fans or better for its 16 home games this season, McKale Center (below) will surpass the eight-million mark in lifetime attendance.






Grant Jerrett (left) and Brandon Ashley

**McDonald's All-Americans:** Brandon Ashley and Grant Jerrett helped Arizona achieve another first last spring, as both were named McDonald's High School All-Americans. It marked the first time that Arizona had multiple McDonald's All-Americans in the same season.

The duo also are the first recruits to earn McDonald's All-American distinction for UA head coach Sean Miller in his eight seasons as a head coach, and are Arizona's first such nationally recognized recruits since 2007.

Ashley and Jerrett are the 16th and 17th McDonald's All-Americans in school history, joining this illustrious list: Hassan Adams (2002), Jerryd Bayless (2007), Mike Bibby (1996), Chase Budinger (2006), Ben Davis (1991), Sean Elliott (1985), Jason Gardner (1999), Richard Jefferson (1998), Jawann McClellan (2004), Craig McMillan (1984), Chris Mills (1988), Khalid Reeves (1990), Mustafa Shakur (2003), Brian Williams (1987) and Loren Woods (1996).

**Knock 'Em Down, Consistently:** The Wildcats did a solid job all season long of getting to the free throw line, as the club averaged 23.3 free throw attempts per game and made an average of four more free throws per game than the opposition. On the year, UA connected on 70.5 percent (568-of-806) of its charity tosses, marking the 15th consecutive season that the Cats have topped the 70-percent plateau as a team. During the Sean Miller era, Arizona has connected on 71.4 percent (1,784-of-2,499) of its cumulative free throw attempts.



Jordyn Mayes

#### Defensive Improvements:

Arizona limited opponents to an average of 62.7 points per game in 35 outings last year, a figure that ranked in the top 20 percent of all Division I schools. It was the lowest scoring defense figure for the program since the 1985-86 team surrendered an average of 62.3 points per game. Arizona held 12 opponents to less than 60 points in 2011-12. It continues a positive trend for the Wildcats defense, as the squad has allowed fewer points per game in each of Sean Miller's first three seasons: 72.0 ppg in 2009-10, 67.9 ppg in 2010-11 and 62.7 ppg in 2011-12.

**Recruiting Momentum:** Over the last two seasons, Sean Miller and his coaching staff have recruited classes that have been ranked in the top 10 nationally by ESPN recruiting: No. 7 in 2011 and No. 3 in 2012. That makes Arizona one of four schools nationally to accomplish the feat in the last two years (UA, Kentucky, North Carolina, Texas).

Additionally, all four of Arizona's high school signees in the class of 2012 (Ashley, Jerrett, Kaleb Tarczewski and Gabe York) were ranked in the ESPN top 100, making the Wildcats one of only six programs across the nation to ink four such recruits (UA, Kentucky, North Carolina, Michigan State, Texas, UCLA).

**A Good Start:** Through Sean Miller's first three years on the Arizona sideline, the Wildcats have posted a 36-18 (.667) record in Pac-12 play. Not only does that record tie for the best in the conference in that span, but since the league expanded to 10 teams back in 1978-79, Miller is one of only two coaches in that span to win 36 conference games in their first three years in the league, joining UCLA's Steve Lavin, who went 39-15 (.722) from 1996-99.

Additionally, no Pac-12 team has more road wins in conference play (14) than the Wildcats since Miller took over. Arizona is averaging 23 wins per season under Miller, an improvement over the six seasons (21.7) prior to his arrival.



Sean Miller

**Streaks Worth Mentioning...and Continuing:** Over the past six seasons, Arizona has graduated all 12 of its basketball-playing seniors – Bret Brielmaier, Kirk Walters and Jawann McClellan (2008); David Bagga and Fendi Onobun (2009); Nic Wise (2010), Jamelle Horne (2011) and Kyle Fogg, Alex Jacobson, Brendon Lavender, Jesse Perry and Dondre Wise (2012). Additionally, all 23 student-athletes to complete their eligibility under Sean Miller earned their degrees since Miller became a head coach in 2004-05.



Three of Arizona basketball's 2012 graduates pose with coach Sean Miller. From left Alex Jacobson, Kyle Fogg and Brendon Lavender. This trio helped extend UA's streak to 12 consecutive basketball seniors to earn their degrees.

## Optimism Abounds

### An influx of talent and a renewed work ethic have the Cats looking up in 2012-13

Presented below are head coach Sean Miller's preseason thoughts on his ballclub taken from his Oct. 10 media day address:

*Do you feel more pressure as these players now are all ones you've recruited?*

"I don't know if I feel more pressure. I think for the first time since our staff has been here that time is on our side; that we truly have had the opportunity to get both feet on the ground in a comprehensive way. As we enter our fourth year here it's exciting to know everyone in our program (is someone) that we've recruited and I think the chances of us being successful because of that are now in place."

*What can you say about the addition of Mark Lyons?*

"Adding him to our team is very unique because he is a talented player. He gives us competitiveness, toughness, and he's been in the arena in a big game and to me he is somebody who knows to play both offense and defense. So when you think about a player who has been to three Sweet 16s and still has remaining eligibility, he's had one dynamic career.

"Everybody focuses on the four freshman, and rightfully so, when you think about our recruiting class, but because of his eligibility, he really is a fifth member of the class in many ways. Adding him with those four changes a lot of things in a positive way for us."

*Among your four young post players, in your preseason work, can you tell which combinations are working best right now?*

"No, but the one thing that I can tell is that I really believe that all four of our frontcourt players, Angelo Chol is the fourth one, can play with each other. So there is

not a group – there is not two of them – who won't be able to be on the court together. Angelo and Kaleb Tarczewski can be on the court together. Grant Jerrett and Brandon Ashley can be on the court together. When you look at that, it's one of the things that is really exciting about them. I think in each way, they compliment each other."

*Expectations will be as high as they've ever been since you've been here, how do you manage that?*

"I think expectations are always high at Arizona and rightfully so because of our great tradition. But I believe the talent level that we have on this year's team, combined with some of the experience, positions us to be good and to do great things. What those are though, I don't know yet. Hopefully we will be blessed with good health this year and consistency. If we are, I have no doubt that we can be a good team."

*With some of the issues you had to deal with last year, are you refreshed, do you have a renewed energy this season?*

"I always have energy to coach, but I think every coach really appreciates a team that takes care of themselves and handles their business both on and off the court. I think they've been extremely responsible and part of what helps our freshmen as well is that we have some upperclassmen who are really hungry, who want to be in the winner's circle, someone like Solomon Hill who has worked extremely hard this offseason. The blend of experience and know-how with talent and a great attitude is one of the reasons why I'm optimistic."

*Can you talk about Solomon Hill and the conditioning he did to get in better shape?*

"Well, Solomon has been here for four years. He has been really been a starter since

day one minus a few isolated situations. If you've followed Solomon's progress as a player, he has gotten better each and every year that he has been a part of our program – last year, a first-team all-Pac-12 player. So, for him to come back as a senior he knew that we would have a bigger frontcourt that he wouldn't have to play the power forward position like he did last year and with that for him to continue to get better and develop. One of the things that we talked about was the get him in the best shape of his life, which he is right now. He is the lightest that he's been, in watching him he runs better, and I believe he has all the makings to have a great senior season."


*How do you see Kevin Parrom fitting in after last season?*

"Kevin, first of all, is 100 percent. He is a senior who is probably as hungry as any in college basketball when you consider everything that he has been through. I am looking for him to be a major contributor to our team. He can play both the two and the three. When he is at the two he gives us a bigger line-up. When he plays the three he will probably be in when Solomon is out of the games, which there are not a lot of teams that can sub a senior for senior at that position. Hopefully Kevin will give us that consistency, but first I hope more than anything that he can be healthy from start to finish.

"He has worked really hard across the board to have this last year be one of meaning for him. All of our players can feed off of that and that is where you can see his leadership ability by the example that he continues to set."

*Is there anything that has surprised you about this year's freshman class?*

"I don't know if I have been around a freshman group, forget how they're going to do on the court, that has handled themselves better on a daily basis than the four guys that we have right now. I don't know if



2012-13 University of Arizona Men's Basketball Team. Front Row (L to R): Trevor Derrett, manager; David Buchanan, manager; David Miller, manager; Quinton Crawford; Max Wiepking; Gabe York; Jordin Mayes; Nick Johnson; Mark Lyons; T.J. McConnell; Drew Mellon; Jacob Hazzard; Preston Fawcett, manager; Margarito Najera, manager; Brian Brigger, assistant director of equipment operations. Back Row: JayDee Luster, graduate manager; Justin Kokoskie, athletic trainer; Chris Rounds, associate director of performance enhancement; Danny Peters, assistant director of basketball operations; Ryan Reynolds, director of basketball operations; Kevin Parrom; Matt Korcheck; Angelo Chol; Kaleb Tarczewski; Grant Jerrett; Brandon Ashley; Solomon Hill; Sean Miller, head coach; James Whitford, associate head coach; Emamuel "Book" Richardson, assistant coach; Joe Pasternack, assistant coach.

we've had one problem, whether it is academically or off the court, and they've been really consistent in how they've worked hard every day. That, more than anything, gives me a great feeling about this year's team. We are counting on them to contribute. It makes it a lot easier when you watch them work hard everyday over a long period of time. As long as they continue with who they have been to this point, they are going to improve. They'll be better players in January and February than they will be here in November. That is one of the exciting parts about this year's team. The ingredients of having good chemistry are having a team that works hard. We are off to a really good start in that area."

**What do you hope to see from Nick Johnson?**

"Angelo and Nick gained a lot of valuable experience last year. I think in both cases, as the year went on part of the value that they got was recognizing how hard it is to win and how hard it is to be successful. It is not easy. There are a lot of talented teams and talented players in college basketball. Both of them have worked, and I know I'm repeating this, but we have a team that has really invested a lot, but those two guys have worked very hard to go from where they were a year ago to be better. I look at him a lot like a Solomon where you look at what he did as a freshman and you are clearly able to answer that he was a better sophomore than he was as a freshman. I think the same thing will happen for Angelo and Nick."

**What is the deepest position on this team?**

"Well we have frontcourt depth. I've talked about the four guys. Three of them are freshman and Angelo is a sophomore. You can always slide Solomon in there for special situations or in the case of foul trouble or injury because of Solomon having played that all last year. But the most experienced positions on our team are our backcourt. You have Mark Lyons and Jordin Mayes, Nick Johnson, you know Nick is only a sophomore but he played a lot of minutes a year ago. Those three have incredible experience. Kevin who was out for a lot of last year is back. Think of those four and their experience level that they have. That is something that we are really counting on and you can add Gabe York to the mix. I like to think we have good depth across the board. Hopefully, I will feel that way in a month, and hopefully, we'll get through this stretch healthy."

**Now that Kaleb Tarczewski is getting used to his new size, what are you getting out of him?**

"It's too early to tell. One thing that I caution everyone is that with Kaleb sometimes when a seven-footer shows up and can play and has a big reputation, expectations are almost unfairly put on him. He is a young player who has come a long way to be where he is today. Three or four years

ago his name was not on the scene. He worked hard to develop himself and put himself in the company that he deserves. He will have his ups and downs, he will have his great moments. It will be apparent to everyone who watches him that he will have a bright future because he has really good hands. There is no doubt that one day he will be able to play in the NBA. That path getting there is not simple. He will have rough moments. The good thing for Kaleb is that he is on a true team that can help him on the days that he is not as productive."

**What do you see Gabe York's role being this season?**

"Gabe is working really hard. He is getting better. There are a lot of experienced guards that I've named who are on our team. If Gabe continues to work like he's working, he is very talented. He is a natural scorer. He can shoot the ball. He, like all of our players, has gotten bigger and stronger which I think is part of what is going to help him be the best that he can be. He is what we call an everyday guy. Just roll your sleeves up and work as hard as you can everyday to learn and become better and eventually he will contribute. It certainly would surprise me if he doesn't contribute this year as a freshman."

**How is Mark's leadership and where else have you seen leadership coming from?**


"Solomon Hill is our natural leader because he is the most experienced; he is a returning all-Pac-12 player. He has led by example for many years in a quiet way because of his work ethic. He has a lot at stake in his last year. One person can't do it alone. Mark Lyons can chip in. Nick Johnson is sometimes one of our most vocal players. And now Jordin Mayes has more experience. I've already talked about Kevin Parron, another senior, who leads by example as well as anyone on our team. We have small group there but definitely Solomon is at the forefront."

**How essential will outside shooting be?**

"Very essential. I think they will get quality shots and I think we can be a team that shoots a lot of free throws. We've always done that. It's always been a characteristic of the teams that I have coached, especially the good ones. Looking at this year's team, we have the make up to be able to live at the foul line because we can do it a lot of different ways. Attacking the basket is going to be important, that we take very good perimeter shots because we have the ability to take shots inside. I would flip it and say that it is more important that we get good at making sure we are attacking at the basket and in the paint first. The good three-point shots will come."

**How is the Bahamas trip going to help this season?**

"It helped the team comprehensively. We have better team chemistry. The ability to practice the way we did prior to those two



Forward Angelo Chol is one of five returning players to average better than 12 minutes per game last season. The sophomore averaged 2.8 points per game and led the Wildcats with 29 blocked shots.

weeks was invaluable. We took advantage of it. The commitment we had to have to be able to go on that trip was something we don't take for granted."



**When you arrived in April 2009, did you envision this is how the table would be set?**

"I think every coach points to improvement. We have a number of things that have improved. Our record right now is 0-0. These words don't mean anything, but based on how hard our team has been working, the thing I know for a fact is that we do have a good starting point and with good health and continued hard work, we can have a very good season."

**What are the challenges of the 2012-13 schedule?**

"One of the things we want to do is play a very competitive non-conference schedule. Nobody is more aware of the tradition at Arizona as I am. One of the things that is remarkable about our past is the schedules Arizona teams have played. One huge change that we have in college basketball scheduling is you can no longer count on who will be in your program two or three years out. If you start to go down that path and one of these guys, Derrick Williams for example, leaves unexpectedly, you schedule foolishly because you did not schedule your team to be successful. I guess the word I am after is balance. You want to play competitive non-conference games both away and at McKale and have marquee games here. It's not that I don't want to play a competitive schedule as much as you have to adjust to the times."

44 ■ Solomon Hill

Forward

6-7 ■ 220 ■ Senior

Los Angeles, Calif.

Fairfax H.S.



Individual Honors

2010-11

- iBN Sports Las Vegas Invitational all-tournament team

2011-12

- Bank of the West Pac-12 Player of the Week (Dec. 5)
- Bank of the West Pac-12 Player of the Week (Dec. 26)
- First team all-Pac-12 Conference
- Pacific Life Pac-12 Conference all-tournament team
- First team NABC all-District 20

**General:** A starter in his last 78 consecutive appearances ... Possesses excellent size and the ability to beat defenders off the dribble ... One of the Pac-12's most versatile players will move to the small forward position as a senior ... Arizona's most veteran frontcourt performer ... Has great court vision and passing ability, and will turn himself into a force at both ends with improved perimeter shooting and rebounding ... Led the Cats in rebounding, FG percentage and assists ... Posted 27 games in double figures as a junior to go with 12 double-doubles.

**2012 Summer of Thunder Tour of the Bahamas:** Played exclusively at the small forward position ... Averaged 11.5 points and 5.5 rebounds to go with six assists and two steals ... Shot 50 percent (10-of-20) from the field ... Recorded 17 points, six rebounds and two assists on 8/11 vs. the Real Deal Shockers.

**Junior (2011-12):** Named Arizona's Most Outstanding Player by a vote of the coaching staff ... Amongst Pac-12 players, he ranked 16th in scoring (12.9 ppg), second in rebounding (7.7) and defensive rebounds (5.6), 13th in FG percentage (.500) and 10th in offensive rebounds (2.2) ... A first-team NABC all-District 20 selection ... Named to the Pacific Life Pac-12 all-Tournament team after averaging 16.7 points and 6.7 rebounds in the three games, shooting .552 from the field ... A first-team all-conference selection ... Averaged a team-high 32.7 minutes played in Pac-12 action ... Tied for the team lead with 12 double-doubles ... One of three Pac-12 players to win player-of-the-week honors twice in 2011-12 (UA's Kyle Fogg/OSU's Jared Cunningham) ... Named Pac-12 Conference Player of the Week on Dec. 26 after averaging 18.0 points, 9.0 rebounds and 3.5 assists in wins over Oakland and Bryant ... Pac-12 Conference Player of the Week on Dec. 5 after averaging 13.5 points, 6.5 rebounds and 5.0 assists in wins over NMSU and NAU ... Posted 17 points, 10 rebounds and four assists on 3/14 vs. Bucknell ... Tallied 13 points, five boards and three assists on 3/10 vs. Colorado in Pac-12 title game ... Posted 25 points (12-of-14 FT), 12 rebounds and three steals in 40 minutes vs. UCLA on 3/8 in Pac-12 Tournament ... Collected 16 points, four assists and a season-high three steals on 3/4 at Arizona State ... Tallied 13 points and four boards in a season-high 39 minutes vs. UCLA on 2/25 ... Hoisted a career-high 13 FT en route to 13 points and 10 boards at Washington on 2/18 ... Registered 14 points and eight rebounds on 2/11 vs. Utah ... Posted 16 points, a career-high 14 rebounds and three assists on 2/9 vs. Colorado ... Scored 19 of his career-high 28 points (9-of-10 FG) in the second half on 1/28 vs. Washington, including eight of UA's last 12 points to go with 11 rebounds ... Equaled career highs with three treys and 11 boards en route to 17 points on 1/26 vs. Washington State ... Posted a double-double (10 pts/10 reb.) and equaled a career high with two blocks on 1/21 at Colorado ... Scored 14 of his 16 points in the second half to go with seven boards and two steals on 1/14 vs. Oregon ... Notched his fourth double-double with 16 points and a career-high 11 rebounds vs. UCLA on 1/5 ... Posted 13 points, seven boards and four assists vs. Bryant on 12/22 ... Collected his second double-double of the season with a then career-high 23 points (8-of-10 FG) and 11 rebounds on 12/20 vs. Oakland ... Posted 13 points, seven rebounds, six assists and two steals on 12/10 vs. Clemson ... Hit three FTs with four

seconds remaining to force overtime at Florida on 12/7, where he added a pair of blocks ... Collected 15 points, seven boards (4 OR) and three assists vs. Northern Arizona on 12/3 ... Posted 12 points, six rebounds and a career-high seven assists on 11/29 at New Mexico State ... Registered 15 points, seven rebounds and three assists on 11/17 vs. St. John's ... Posted his first career double-double (16 pts./11 reb.) vs. Ball State on 11/13 to go with three assists and a block.

**Sophomore (2010-11):** One of three Cats to start every game (Williams/Jones) ... Averaged 9.5 points and 7.0 rebounds in the NCAA Tournament ... Coach Miller called Hill UA's most improved player since the end of 2009-10 ... Named to iBN Sports Las Vegas Invitational all-tournament team after averaging 11.0 points, 4.8 rebounds and 2.8 assists in event's four games (11/21-27) ... Collected 10 rebounds (six offensive) and four assists vs. Connecticut on 3/26 in NCAA West Regional Final ... Registered 13 points (5-of-8 FG) and five boards vs. Duke on 3/24 ... Notched career-best totals of seven FGs and 12 FGA en route to 16 points, eight boards and two assists vs. Texas on 3/20 ... Grabbed a career-high 11 rebounds (first in double figures) to go with nine points and two assists at Pac-10 Tournament vs. Oregon State on 3/10 ... Tallied eight points, seven boards and three assists on 2/19 vs. Washington, including the decisive bucket with 22 ticks to go ... Notched a career-high four steals on 12/19 at N.C. State to go with seven points and five boards ... Finished with nine points, five boards and four assists vs. Kansas on 11/27 ... Posted his first career 20-point game on the strength of 10-of-12 FTs in 27 minutes vs. Santa Clara on 11/26.

**Freshman (2009-10):** Had 147 points in his last 26 games (5.7 ppg) after totaling 60 in his first five, including double figures in his first two ... Finished with 12 points (four in OTs) on 3/6 vs. USC, his first double-figure effort in eight games ... Moved back into the starting lineup for the first time since Jan. 14 and responded with five points, four assists and a block on 2/25 at California ... Posted 12 points - his first double-figure effort since Dec. 28 - to go with seven rebounds and three assists at Washington on 2/4 ... His tip-in with 13 seconds to go tied the Washington State game on 1/8 ... Collected his first career trey and block to go with 13 points on 12/28 vs. BYU ... Hit 4-of-7 FGs to finish with 11 points and two steals on 12/23 vs. North Carolina State ... Hit 6-of-8 FGs en route to 14 points and six boards on 12/9 vs. Louisiana Tech ... Hit 9-of-9 FTs to finish with a team-high 17 points vs. Vanderbilt on 11/25 ... Equaled the ninth-highest freshman debut in UA history with 17 points to go with eight boards and two assists on 11/15 vs. Northern Arizona.

**High School:** Hill was tabbed a four-star recruit by espn.com with a grade of 92 ... Averaged 10.7 points and 8.7 rebounds per game as a junior and competed in the LeBron James Skills Academy in 2008 ... A two-time Los Angeles all-City selection and a third-team all-state pick in 2009 ... Follows other notable Los Angeles City Section to play for Arizona: Anthony Cook, 1985-89; Chris Mills, 1990-93; Gilbert Arenas, 1999-2001; and Hassan Adams, 2002-06 ... Ranked as the No. 28 overall prospect in the country and the No. 3 small forward by rivals.com ... Averaged 16.2 points, 11.7 rebounds and 5.1 assists per game as a senior ... His Fairfax team, coached by Harvey Kitani, finished the season ranked 24th nationally and fourth in California.

**Personal:** Born March 18, 1991, in Harvey, Ill. ... Full name is Solomon Jamar Hill ... Son of Solomon Crawford and Laverne Hill ... A Study of the American Experience major ... Lists hobby as computer games.

**Solomon Hill's Career Highs**

Points	..... 28, vs. Washington, 1/28/2012
Rebounds	..... 14, vs. Colorado, 2/9/2012
FG	..... 9, vs. Washington, 1/28/2012
FGA	..... 15, at UCLA, 1/5/2012
3PT	..... 3, five times, last, vs. Bucknell, 3/14/2012
3ATT	..... 6, three times, last, vs. Bucknell, 3/14/2012
FT	..... 12, vs. UCLA, 3/8/2012
FTA	..... 14, vs. UCLA, 3/8/2012
AST	..... 7, at New Mexico State, 11/29/2011
STL	..... 4, at North Carolina State, 12/19/2010
BLK	..... 2, twice, last, at Colorado, 1/21/2012
MIN	..... 43, vs. USC, 3/6/2010



Solomon Hill's Career Statistics

Season	G-GS	Min	FG-FGA	Pct.	3FG	Pct.	FT-FTA	Pct.	OR/DR	Tot-Avg	PF-D	Ast	TO	Blk	Stl	Pts-Avg
2009-10	31-21	785	74-151	.490	4-18	.222	55-78	.705	48/88	136-4.4	86-4	52	63	4	19	207-6.7
2010-11	38-38	957	104-214	.486	17-48	.354	78-100	.780	65/114	179-4.7	86-2	66	64	7	32	303-8.0
2011-12	35-35	1134	151-302	.500	37-95	.389	113-156	.724	76/195	271-7.7	91-3	91	86	18	36	452-12.9
<b>Totals</b>	<b>104-94</b>	<b>2876</b>	<b>329-667</b>	<b>.493</b>	<b>58-161</b>	<b>.360</b>	<b>246-334</b>	<b>.737</b>	<b>189/397</b>	<b>586-5.6</b>	<b>263-9</b>	<b>209</b>	<b>213</b>	<b>29</b>	<b>87</b>	<b>962-9.3</b>

Solomon Hill's Pac-12 Conference Statistics

Season	G-GS	Min	FG-FGA	Pct.	3FG	Pct.	FT-FTA	Pct.	OR/DR	Tot-Avg	PF-D	Ast	TO	Blk	Stl	Pts-Avg
2009-10	18-9	402	30-70	.429	3-10	.300	25-37	.676	27/45	72-4.0	56-3	31	30	3	11	88-4.9
2010-11	18-18	431	46-99	.465	10-28	.357	34-44	.773	25/48	73-4.1	49-2	24	29	3	11	136-7.6
2011-12	18-18	588	77-149	.517	19-43	.442	53-82	.646	41/100	141-7.8	43-1	40	45	9	19	226-12.6
<b>Totals</b>	<b>54-45</b>	<b>1421</b>	<b>153-318</b>	<b>.481</b>	<b>32-81</b>	<b>.395</b>	<b>112-163</b>	<b>.687</b>	<b>93/193</b>	<b>286-5.3</b>	<b>148-6</b>	<b>95</b>	<b>104</b>	<b>15</b>	<b>41</b>	<b>450-8.3</b>

Solomon Hill's 2011-12 Game-by-Game Statistics

Opponent	Date	Min	FG-A	FG-A	FT-A	O-D-T	PF	A	TO	B	S	Pts
VALPARAISO	11/7/11	24	2-6	0-1	4-4	3-1-4	4	3	4	0	1	8
DUQUESNE	11/9/11	27	0-3	0-2	7-10	1-8-9	4	4	4	0	2	7
BALL STATE	11/13/11	38	4-6	1-2	7-10	3-8-11	1	3	1	1	0	16
vs. St. John's	11/17/11	31	4-7	2-4	5-6	3-4-7	4	3	2	1	0	15
vs. Mississippi State	11/18/11	35	6-11	0-1	0-0	3-6-9	3	0	2	0	0	12
SAN DIEGO STATE	11/23/11	29	4-12	1-6	5-6	3-6-9	4	2	3	1	1	14
at New Mexico State	11/29/11	31	5-8	1-2	1-1	1-5-6	4	7	1	0	0	12
NORTHERN ARIZONA	12/3/11	37	6-11	2-5	1-2	4-3-7	1	3	3	0	1	15
at Florida	12/7/11	32	1-7	0-1	3-3	1-6-7	5	3	2	2	1	5
CLEMSON	12/10/11	34	6-9	1-3	0-0	0-7-7	0	6	1	0	2	13
vs. Gonzaga	12/17/11	26	1-7	0-3	4-4	2-4-6	2	3	2	1	0	6
OAKLAND	12/20/11	34	8-10	1-2	6-7	3-8-11	1	3	2	1	0	23
BRYANT	12/22/11	26	6-14	1-2	0-1	2-5-7	3	4	0	1	1	13
ARIZONA STATE	12/31/11	31	4-9	0-2	3-6	3-7-10	2	3	3	1	1	11
at UCLA	1/5/12	32	7-15	0-3	2-6	4-7-11	4	1	5	0	0	16
at USC	1/8/12	26	3-7	0-1	5-6	3-7-10	2	0	3	0	2	11
OREGON STATE	1/12/12	38	1-2	0-0	2-2	1-7-8	4	5	3	1	1	4
OREGON	1/14/12	38	6-9	3-3	1-1	1-6-7	3	2	4	1	2	16
at Utah	1/19/12	17	1-7	1-3	2-2	1-3-4	3	1	1	0	0	5
at Colorado	1/21/12	30	4-7	1-2	1-4	5-5-10	2	1	3	2	0	10
WASHINGTON STATE	1/26/12	26	5-11	3-4	4-4	4-7-11	2	3	2	0	1	17
WASHINGTON	1/28/12	37	9-10	2-2	8-9	3-8-11	2	0	1	0	0	28
at California	2/2/12	30	3-5	0-1	0-0	0-2-2	5	3	2	0	1	6
at Stanford	2/4/12	25	3-7	0-1	4-6	2-6-8	4	2	1	0	2	10
COLORADO	2/9/12	37	6-10	1-2	3-8-4	10-14	0	3	1	0	1	16
UTAH	2/11/12	37	5-10	0-2	4-6	4-4-8	0	2	3	0	1	14
at Washington State	2/16/12	39	5-7	1-2	0-0	0-5-5	2	5	4	1	1	11
at Washington	2/18/12	36	2-7	1-4	8-13	4-6-10	3	1	3	1	0	13
USC	2/23/12	35	3-9	2-5	1-1	0-5-5	1	3	1	0	2	9
UCLA	2/25/12	39	4-9	2-4	3-6	1-3-4	2	1	1	1	1	13
at Arizona State	3/4/12	35	6-8	2-2	2-2	1-2-3	2	4	4	1	3	16
vs. UCLA	3/8/12	40	5-9	3-6	12-14	3-9-12	1	0	6	0	3	25
vs. Oregon State	3/9/12	27	5-7	2-2	0-0	1-2-3	5	0	4	1	3	12
vs. Colorado	3/10/12	37	6-13	0-4	1-2	1-4-5	3	3	1	0	0	13
BUCKNELL	3/14/12	38	5-13	3-6	4-4	1-9-10	3	4	3	0	2	17

Solomon Hill's 2009-10 Game-by-Game Statistics

Opponent	Date	Min	FG-A	FG-A	FT-A	O-D-T	PF	A	TO	B	S	Pts
NORTHERN ARIZONA	11/15/09	25	5-9	0-2	7-9	2-6-8	1	2	1	0	0	17
RICE	11/19/09	24	6-11	0-1	0-0	1-2-3	3	2	2	0	0	12
vs. Wisconsin	11/23/09	31	2-3	0-0	3-5	1-6-7	5	0	1	0	2	7
vs. Colorado	11/24/09	32	3-7	0-1	1-2	3-3-6	4	2	3	0	0	7
vs. Vanderbilt	11/25/09	28	4-6	0-0	9-9	1-1-2	4	0	3	0	0	17
UNLV	12/2/09	29	0-5	0-1	0-1	3-4-7	3	3	2	0	0	0
at Oklahoma	12/6/09	25	2-3	0-0	1-1	1-2-3	4	0	2	0	0	5
LOUISIANA TECH	12/9/09	31	6-8	0-1	2-2	1-5-6	0	1	5	0	0	14
at San Diego State	12/12/09	33	1-3	0-0	0-0	1-1-2	0	2	3	0	0	2
LIPSCOMB	12/21/09	40	2-4	0-0	2-4	2-5-7	1	5	6	0	1	6
NORTH CAROLINA ST.	12/23/09	29	4-7	0-0	3-4	1-3-4	0	2	1	0	2	11
BRIGHAM YOUNG	12/28/09	29	6-10	1-2	0-0	2-0-2	3	1	3	1	1	13
at USC	12/31/09	36	1-7	1-3	0-0	2-4-6	3	2	2	0	0	3
at UCLA	1/2/10	15	3-7	0-0	0-0	3-2-5	5	3	0	0	2	6
WASHINGTON STATE	1/8/10	27	2-4	0-1	1-2	1-3-4	2	1	2	0	1	5
WASHINGTON	1/10/10	15	0-1	0-0	0-0	1-2-3	5	3	3	0	0	0
at Oregon State	1/14/10	17	1-5	0-0	0-0	1-5-6	2	1	2	0	0	2
at Oregon	1/16/10	23	1-2	0-0	1-2	2-3-5	4	1	3	0	0	3
at Arizona State	1/23/10	27	2-3	1-2	0-0	0-2-2	3	4	2	1	0	5
STANFORD	1/28/10	19	1-4	0-0	2-5	5-0-5	2	0	1	0	2	4
CALIFORNIA	1/31/10	14	0-1	0-0	1-2	1-1-2	5	0	0	0	0	1
at Washington	2/4/10	25	4-6	0-0	4-6	1-6-7	4	3	2	0	1	12
at Washington State	2/6/10	15	1-3	0-1	3-3	2-2-4	2	0	1	0	0	5
OREGON	2/11/10	21	2-4	0-0	4-5	1-3-4	1	2	2	0	0	8
OREGON STATE	2/13/10	10	0-1	0-1	0-0	1-1-2	2	1	1	0	1	0
ARIZONA STATE	2/21/10	16	1-1	0-0	2-3	0-1-1	4	1	1	0	0	4
at California	2/25/10	31	2-6	0-0	1-2	2-1-3	3	4	1	1	0	5
at Stanford	2/27/10	27	4-6	1-1	0-0	1-6-7	4	2	2	0	0	9
UCLA	3/4/10	21	1-3	0-0	2-3	1-2-3	2	0	3	1	3	4
USC	3/6/10	43	4-6	0-1	4-4	2-1-3	3	3	2	0	1	12
vs. UCLA	3/11/10	27	3-5	0-0	2-4	2-5-7	2	1	1	0	2	8

Solomon Hill's 2010-11 Game-by-Game Statistics

Opponent	Date	Min	FG-A	FG-A	FT-A	O-D-T	PF	A	TO	B	S	Pts
IDAHO STATE	11/14/10	20	4-7	0-0	2-2	3-5-8	2	1	1	1	0	10
NEW MEXICO STATE	11/18/10	30	5-8	0-1	0-0	1-4-5	1	3	2	0	1	10
NO. COLORADO	11/21/10	23	4-5	1-2	2-2	1-3-4	2	4	3	0	3	11
BETHUNE-COOKMAN	11/23/10	25	1-2	0-0	2-2	1-5-6	0	2	3	0	2	4
vs. Santa Clara	11/26/10	27	5-6	0-0	10-12	1-3-4	2	1	2	1	1	20
vs. Kansas	11/27/10	28	3-9	1-2	2-2	2-3-5	3	4	1	0	1	9
at Rice	12/01/10	18	2-4	0-1	2-2	2-3-5	2	3	1	0	0	6
OKLAHOMA	12/5/10	25	3-7	2-2	2-2	2-3-5	1	3	0	0	0	10
CAL STATE FULLERTON	12/8/10	27	3-5	1-2	2-4	3-1-4	1	2	0	0	0	9
vs. Brigham Young	12/11/10	21	0-3	0-2	2-2	0-3-3	4	1	3	0	1	2
NORTHERN ARIZONA	12/16/10	22	1-1	1-1	2-2	1-2-3	3	2	1	0	1	5
at North Carolina State	12/19/10	28	2-5	0-2	3-6	0-5-5	3	2	3	0	4	7
ROBERT MORRIS	12/22/10	22	2-4	0-0	1-1	2-2-4	0	1	1	0	0	5
at Oregon	12/30/10	19	4-8	2-2	1-2	0-3-3	3	0	2	0	0	11
at Oregon State	1/2/11	21	2-3	0-1	2-2	1-4-5	5	2	2	0	1	6
CALIFORNIA	1/6/11	23	2-2									

2 ■ Mark Lyons

Guard  
 6-1 ■ 200 ■ Senior  
 Schenectady, N.Y.  
 Xavier



Individual Honors

2011-12

- Third team all-Atlantic 10 Conference
- Atlantic 10 Conference all-Championship team

2010-11

- Third team all-Atlantic 10 Conference


**General:** Immediately becomes one of the most experienced Wildcats ... A 1,000-point scorer who has appeared in 98 games ... Enjoyed a tremendous amount of success at Xavier, winning two regular-season conference championships and making three NCAA Tournament appearances ... He is the first player to graduate from a four-year school and transfer into the program, and has one season of eligibility remaining.

**2012 Summer of Thunder Tour of the Bahamas:** Tied for the team lead by averaging 18.5 ppg ... Twelve of his 18 field goal attempts were from behind the arc, and he knocked down 66.7 percent of those attempts, while shooting .684 (13-of-19) from the field overall ... Passed out six assists against just one turnover in 40 total minutes of action to go with four steals ... Posted 19 points and three steals on 8/13 vs. the Bahamas All-Stars.

**Prior to Arizona:** Attended Xavier University ... Helped Musketeers to a 73-30 (.709) record in his three seasons ... Averaged 15.1 points, 3.2 rebounds, 2.8 assists and 1.3 steals per game as a junior, helping the Musketeers to a 23-13 record and a berth in the NCAA South Regional semifinal ... Connected on 42.5 percent (176-of-414) of his field goal attempts, including 39.2 percent (58-of-148) from three-point range, and knocked down 76.1 percent of his free throws (102-of-134) in earning third-team all-Atlantic 10 Conference honors ... His 58 treys led XU in 2011-12, while Lyons ranked second on the team in scoring, assists and steals ... As a sophomore in 2010-11, Lyons was a third-team all-Atlantic 10 pick after averaging 13.6 points, 3.1 rebounds and 3.1 assists per game in 32 appearances (31 starts), connecting on 40.8 percent (144-of-353) of his field goal attempts and 33.6 percent (47-of-140) of attempts from behind the arc ... XU posted a 24-8 record, won the Atlantic 10 regular-season championship and advanced to the 2011 NCAA Tournament ... Lyons tallied 1,194 points during his three-year career, a figure that ranks 28th in XU's record books ... Saw action in 98 career games (66 starts), helping the Musketeers to a 73-29 (.716) record in that span, including two A-10 regular-season championships and three NCAA Tournament appearances ... Averaged 6.0 points and 2.6 assists in seven career NCAA Tournament appearances.

**High School:** Attended Brewster Academy in Wolfeboro, N.H., during the 2007-08 year.

**Personal:** Born July 4, 1989, in Albany, N.Y. ... Son of Jacqueline Lyons ... Earned a degree in sociology from Xavier University in July 2012.



**Mark Lyons' Career Highs**

Points	27, vs. Saint Louis, 1/25/2012
Rebounds	10, vs. Southern Illinois, 12/25/2011
FG	10, at St. Joseph's, 2/16/2011
FGA	19, vs. Southern Illinois, 12/25/2011
3PT	6, vs. Albany, 12/28/2010
3ATT	9, twice, last, at Massachusetts, 2/21/2012
FT	10, at Miami, Ohio, 12/1/2010
FTA	11, at Miami, Ohio, 12/1/2010
AST	10, vs. Western Michigan, 11/12/2010
STL	4, three times, last, vs. Gonzaga, 12/31/2011
BLK	3, twice, last, vs. Charlotte, 3/3/2012
MIN	49, vs. Wofford, 11/27/2010

Mark Lyons' Career Statistics

Table with 17 columns: Season, G-GS, Min, FG-FGA, Pct., 3FG, Pct., FT-FTA, Pct., OR/DR, Tot-Avg, PF-D, Ast, TO, Blk, Stl, Pts-Avg. Rows include 2009-10\*, 2010-11\*, 2011-12\*, and Totals.

Mark Lyons' Atlantic 10 Conference Statistics

Table with 17 columns: Season, G-GS, Min, FG-FGA, Pct., 3FG, Pct., FT-FTA, Pct., OR/DR, Tot-Avg, PF-D, Ast, TO, Blk, Stl, Pts-Avg. Rows include 2009-10\*, 2010-11\*, 2011-12\*, and Totals.

\* statistics at Xavier University

Mark Lyons' 2011-12 Game-by-Game Statistics

Game-by-game statistics for 2011-12 season. Columns include Opponent, Date, Min, FG-A, FG-A, FT-A O-D-T, PF, A, TO, B, S, Pts. Rows list opponents like MORGAN STATE, IPFW, MIAMI, OHIO, etc.

Mark Lyons' 2009-10 Game-by-Game Statistics

Game-by-game statistics for 2009-10 season. Columns include Opponent, Date, Min, FG-A, FG-A, FT-A O-D-T, PF, A, TO, B, S, Pts. Rows list opponents like YOUNGSTOWN ST., BOWLING GREEN, SACRED HEART, etc.

Mark Lyons' 2010-11 Game-by-Game Statistics

Game-by-game statistics for 2010-11 season. Columns include Opponent, Date, Min, FG-A, FG-A, FT-A O-D-T, PF, A, TO, B, S, Pts. Rows list opponents like WESTERN MICHIGAN, IPFW, vs. Iowa, etc.




3 ■ Kevin Parrom

Guard/Forward

6-6 ■ 220 ■ Senior

Bronx, N.Y.

South Kent (Conn.) H.S.



Individual Honors

2010-11

- Fiesta Bowl Basketball Classic Most Valuable Player

2011-12

- 2012 N4A Wilma Rudolph Award

**General:** Simply put, he is a perfect example of perseverance, continuing to work on his game and pursue a degree despite a number of hardships ... Still recovering from a gunshot wound to the right leg suffered Sept. 23, 2011, in New York City, but his play was its best of the season in the four games from Jan. 19-28, just prior to breaking a bone in his right foot ... There is an effortless quality to his game ... Always seems to be around the ball ... Arizona's glue guy, a jack of all trades ... Possesses the ability to play multiple positions, and more importantly, the toughness to guard multiple positions.

**2012 Summer of Thunder Tour of the Bahamas:** Tied for the team lead by averaging 18.5 ppg in his first action since Jan. 28 ... Connected on 65 percent of his field goal (13-of-20), including .600 (6-of-10) from three-point range ... Also chipped in with 10 rebounds and seven assists ... Scored a tour-high 21 points on 8/11 vs. the Real Deal Shockers.

**Junior (2011-12):** Named a winner of the 2012 Wilma Rudolph Award from the National Association of Academic Advisors for Athletics, honoring student-athletes who have overcome great personal, academic, and/or emotional odds to achieve academic success while participating in intercollegiate athletics ... Suffered a broken bone in his right foot on 1/28 and missed the remainder of the season ... Posted seven points (6 FTA), three boards and two assists in just 10 minutes on 1/28 vs. Washington before suffering the bone break ... Recorded nine points, four boards and four assists on 1/26 vs. Washington State ... Collected 12 points (3-of-5 3pt. FG), four boards and two assists on 1/19 at Utah ... Posted seven points and three rebounds vs. Arizona State on 12/31 ... Collected 11 points, five boards and three assists on 12/22 vs. Bryant ... Scored 11 of his season-high 13 points in the first half at Florida on 12/7, finishing with five assists and five rebounds ... Tallied five points, three boards and two assists on 11/23 vs. San Diego State ... Posted six points, three rebounds and five assists on 11/17 vs. St. John's ... Returned to practice on Nov. 11 and made his first game appearance on 11/13 vs. Ball State, finishing with six points, four rebounds and two assists in 18 minutes.

**Sophomore (2010-11):** Earned the team's "Most Improved Player" award as determined by the coaching staff ... Ranked fifth in the Pac-10 with a .418 three-point FG percentage ... Averaged 5.5 points, 2.5 rebounds and 1.3 steals per game in the NCAA Tournament ... Tallied six boards and a block on 3/26 vs. Connecticut in the NCAA West Regional Final ... Added seven points and a steal vs. Duke on 3/24 ... Posted four points and two assists vs. Texas on 3/20 in 15 minutes of action ... Collected nine points and equaled a career high with three steals vs. Memphis in NCAA Tournament on 3/18 ... Posted 12 points three assists and two boards vs. Washington on 3/12 ... Collected six points, six boards, three assists and a steal vs. USC on 3/11 ... Posted 13 points, seven boards and four assists in Pac-10 Tournament vs. Oregon State on 3/10 ... Registered 11 points, four boards, five assists (zero TO) and a block on 3/5 vs. Oregon ... Posted 10 points and two assists on 3/3 vs. Oregon State ... Hit 4-of-7 FGs two finish with 10 points and an assist on 2/24 at USC ... Collected 11 points and four boards (three offensive) on 2/19 vs. Washington ... Equaled a season high with eight rebounds on 2/13 at Arizona State ... Set new career highs in triple OT win at California on 2/5 with nine FG, 12 FGA, 25 points, six assists and

36 minutes played, while 13 of those points came in the OT periods ... Passed out a team-high four assists to go with seven points and three offensive boards at Stanford on 2/3 ... Notched his first double-figure scoring game in eight games (10 pts.) on 1/29 vs. USC ... Scored a career-high 20 points on 8-of-9 shooting to go with eight boards at Oregon on 12/30 ... Posted back-to-back double-figure scoring games with 11 points at N.C. State on 12/19 ... Named Fiesta Bowl Classic MVP after notching career-high 14 points, five boards, four assists and two steals on 12/16 vs. Northern Arizona ... Equaled a career high with 12 points on 12/8 vs. Cal State Fullerton to go with four assists, a block and two steals ... Tallied eight points and a season-high three assists on 12/5 vs. Oklahoma ... Connected on 5-of-7 FGs, including two treys, to finish with 12 points in 21 minutes vs. Santa Clara on 11/26 ... Posted six points in a season-high 19 minutes on 11/23 vs. Bethune-Cookman ... Registered five points, six boards, two assists and two blocks on 11/18 vs. New Mexico State.

**Freshman (2009-10):** Missed four games, Feb. 25-March 6, due to pain in his left foot after returning from a stress fracture in his foot on Dec. 23 ... Tallied six points and three rebounds vs. UCLA on 3/11 in Pac-10 Tournament in what was his first action since Feb. 21 ... Became the third player to notch a double-figure rebound game with 10 vs. Arizona State on 2/21 ... Equaled a career high with 10 points on 4-of-5 shooting on 2/13 vs. Oregon State ... Totaled six points, six boards, three assists and three steals on 2/11 vs. Oregon ... Tallied five points, six boards and two assists on 2/4 at Washington ... Posted another solid all-around effort on 1/31 vs. California, posting six points, seven boards, five assists and two blocks in a career-high 30 minutes ... Led the Cats with seven boards on 1/23 at Arizona State to go with four points, two assists and a steal ... Earned his first career start at Oregon on 1/16 and tallied two points, two boards, a block and a steal ... Hit 6-of-6 FTs to finish with 10 points and seven rebounds - both career highs - vs. Washington on 1/10 ... Tallied seven points, two assists and a steal on 1/8 vs. Washington State ... Played a season-best 19 minutes on 1/2 at UCLA, totaling three boards, two assists and a block ... Made his first career appearance on 12/23 vs. North Carolina State, logging six minutes ... Began practicing with the team again on Dec. 14 after announcing Nov. 15 that he would miss 4-8 weeks with a stress fracture in his left foot.

**High School:** Rated as the No. 25 small forward prospect by rivals.com ... He is the first UA recruit from New York City since Khalid Reeves (1990-94) ... Prepped at South Kent High School in South Kent, Conn. ... Averaged 13.0 points and 7.2 rebounds as a senior for coach Kelvin Jefferson ... A McDonald's All-America nominee ... Tallied 17 points and six boards in the National Prep Invitational in February 2009 in leading South Kent to an 82-53 win over the Tilton (N.H.) School ... Participated in the Jordan Brand New York Regional in Madison Square Garden, where he helped his "City" team to a 129-120 win over the "Suburbs" ... Attended St. Raymond's High School in the Bronx for three seasons before transferring to South Kent, averaging 14.5 points and 9.0 rebounds per game as a junior in earning all-state honors.

**Personal:** Born Feb. 28, 1991 ... Full name is Kevin Nathaniel Parrom ... A Social Behavior and Human Understanding major ... Lists hobbies as music, eating great food and meeting new people ... Has a desire to learn to play an instrument.

Kevin Parrom's Career Highs

Points	25, at California, 2/5/2011
Rebounds	10, vs. Arizona State, 2/21/2010
FG	9, at California, 2/5/2011
FGA	12, at California, 2/5/2011
3PT	4, at Oregon, 12/30/2010
3ATT	6, vs. Northern Arizona, 12/16/2010
FT	6, vs. Washington, 1/10/2010
FTA	6, four times, last, vs. Washington, 1/28/2012
AST	6, at California, 2/5/2011
STL	3, twice, last, vs. Memphis, 3/18/2011
BLK	2, three times, last, at Rice, 12/1/2010
MIN	36, at California, 2/5/2011

Kevin Parrom's Career Statistics

Season	G-GS	Min	FG-FGA	Pct.	3FG	Pct.	FT-FTA	Pct.	OR/DR	Tot-Avg	PF-D	Ast	TO	Blk	Stl	Pts-Avg
2009-10	17-9	356	28-75	.373	2-14	.143	20-30	.667	20/51	71-4.2	50-2	29	21	4	11	78-4.6
2010-11	38-3	765	100-197	.508	38-91	.418	51-69	.739	41/90	131-3.4	60-1	75	42	12	24	289-7.6
2011-12	20-1	311	33-82	.402	14-42	.333	18-29	.621	18/39	57-2.9	21-0	33	16	3	4	98-4.9
<b>Totals</b>	<b>75-13</b>	<b>1432</b>	<b>161-354</b>	<b>.455</b>	<b>54-147</b>	<b>.367</b>	<b>89-128</b>	<b>.695</b>	<b>79/180</b>	<b>259-3.5</b>	<b>131-3</b>	<b>137</b>	<b>79</b>	<b>19</b>	<b>39</b>	<b>465-6.2</b>

Kevin Parrom's Pac-12 Conference Statistics

Season	G-GS	Min	FG-FGA	Pct.	3FG	Pct.	FT-FTA	Pct.	OR/DR	Tot-Avg	PF-D	Ast	TO	Blk	Stl	Pts-Avg
2009-10	14-9	323	23-66	.348	2-13	.154	20-25	.800	17/49	66-4.7	49-2	28	20	4	11	68-4.9
2010-11	18-0	368	54-100	.540	22-46	.478	23-31	.742	19/45	64-3.6	27-0	31	25	4	9	153-8.5
2011-12	9-0	143	16-35	.457	6-17	.353	8-15	.533	5/23	28-3.1	9-0	15	7	1	2	46-5.1
<b>Totals</b>	<b>41-9</b>	<b>834</b>	<b>93-201</b>	<b>.463</b>	<b>30-76</b>	<b>.395</b>	<b>51-71</b>	<b>.718</b>	<b>41/117</b>	<b>158-3.9</b>	<b>85-2</b>	<b>74</b>	<b>52</b>	<b>9</b>	<b>22</b>	<b>267-6.5</b>

Kevin Parrom's 2011-12 Game-by-Game Statistics

Opponent	Date	Min	FG-A	FG-A	FT-A	O-D-T	PF	A	TO	B	S	Pts
BALL STATE	11/13/11	18	1-3	1-3	3-4	0-4-4	1	2	0	0	0	6
vs. St. John's	11/17/11	19	2-8	2-4	0-1	3-0-3	4	5	1	0	0	6
vs. Mississippi State	11/18/11	14	1-3	1-2	0-0	0-0-0	1	0	2	0	0	3
SAN DIEGO STATE	11/23/11	14	1-5	1-4	2-2	2-1-3	1	2	0	0	0	5
at New Mexico State	11/29/11	8	0-2	0-1	0-0	0-2-2	1	0	1	0	0	0
NORTHERN ARIZONA	12/3/11	13	1-4	0-2	0-0	2-0-2	1	1	1	0	0	2
at Florida	12/7/11	32	6-11	1-4	0-0	2-3-5	1	5	0	0	1	13
CLEMSON	12/10/11	12	1-2	1-1	0-0	0-1-1	0	0	2	1	0	3
vs. Gonzaga	12/17/11	8	0-2	0-2	0-0	1-0-1	1	0	0	0	0	0
OAKLAND	12/20/11	13	1-1	1-1	0-2	1-2-3	1	0	1	1	0	3
BRYANT	12/22/11	17	3-6	0-1	5-5	2-3-5	0	3	1	0	1	11
ARIZONA STATE	12/31/11	16	3-7	0-2	1-1	1-2-3	3	0	1	0	0	7
at UCLA	1/5/12	12	0-2	0-0	1-2	0-2-2	0	1	0	0	1	1
at USC	1/8/12	18	0-1	0-1	0-0	0-2-2	0	1	1	0	0	0
OREGON STATE	1/12/12	12	0-1	0-1	0-0	0-3-3	0	3	1	0	0	0
OREGON	1/14/12	11	1-1	1-1	1-2	1-1-2	1	0	2	0	0	4
at Utah	1/19/12	19	4-9	3-5	1-2	0-4-4	0	2	2	1	0	12
at Colorado	1/21/12	22	3-6	0-2	0-0	1-4-5	3	2	0	0	0	6
WASHINGTON STATE	1/26/12	23	3-5	2-4	1-2	0-4-4	2	4	0	0	1	9
WASHINGTON	1/28/12	10	2-3	0-1	3-6	2-1-3	0	2	0	0	0	7

Kevin Parrom's 2009-10 Game-by-Game Statistics

Opponent	Date	Min	FG-A	FG-A	FT-A	O-D-T	PF	A	TO	B	S	Pts
NORTH CAROLINA ST.	12/23/09	6	0-2	0-0	0-0	0-0-0	0	0	0	0	0	0
BRIGHAM YOUNG	12/28/09	14	2-3	0-1	0-5	2-1-3	1	1	1	0	0	4
at USC	12/31/09	10	0-2	0-1	0-0	1-2-3	1	1	1	0	0	0
at UCLA	1/2/10	19	1-3	0-1	0-0	1-2-3	4	2	1	1	0	2
WASHINGTON STATE	1/8/10	17	3-5	1-2	0-2	0-0-0	2	2	0	0	1	7
WASHINGTON	1/10/10	24	2-8	0-1	6-6	4-3-7	4	1	0	0	0	10
at Oregon State	1/14/10	26	1-4	0-1	2-2	1-5-6	4	3	2	0	1	4
at Oregon	1/16/10	21	0-1	0-1	2-2	0-2-2	4	0	3	1	1	2
at Arizona State	1/23/10	20	2-4	0-0	0-0	0-7-7	5	2	2	0	1	4
STANFORD	1/28/10	24	1-8	0-1	0-0	3-1-4	4	0	1	0	0	2
CALIFORNIA	1/31/10	30	2-4	1-3	1-2	0-7-7	3	5	1	2	1	6
at Washington	2/4/10	26	1-7	0-1	3-4	2-4-6	5	2	1	0	1	5
at Washington State	2/6/10	28	2-7	0-0	0-0	1-0-1	3	1	1	0	1	4
OREGON	2/11/10	20	3-6	0-0	0-0	1-5-6	2	3	1	0	3	6
OREGON STATE	2/13/10	29	4-5	0-0	2-2	0-4-4	4	2	2	0	0	10
ARIZONA STATE	2/21/10	29	1-2	0-1	4-5	3-7-10	4	4	4	0	1	6
vs. UCLA	3/11/10	13	3-4	0-0	0-0	1-1-2	0	0	0	0	0	6


Kevin Parrom's 2010-11 Game-by-Game Statistics

Opponent	Date	Min	FG-A	FG-A	FT-A	O-D-T	PF	A	TO	B	S	Pts
IDAHO STATE	11/14/10	14	1-2	0-0	2-2	1-1-2	0	3	0	0	0	4
NEW MEXICO STATE	11/18/10	17	2-3	1-2	0-0	0-6-6	1	2	1	2	0	5
NO. COLORADO	11/21/10	15	0-2	0-2	4-5	2-3-5	1	2	2	0	0	4
BETHUNE-COOKMAN	11/23/10	19	1-3	0-1	4-5	1-2-3	0	1	0	0	1	6
vs. Santa Clara	11/26/10	21	5-7	2-3	0-0	1-2-3	2	1	0	0	1	12
vs. Kansas	11/27/10	13	0-3	0-2	0-0	1-3-4	2	1	2	0	0	0
at Rice	12/01/10	19	1-2	0-1	2-2	1-2-3	1	2	2	2	1	4
OKLAHOMA	12/5/10	15	2-3	1-2	3-4	2-0-2	1	3	1	0	0	8
CAL STATE FULLERTON	12/8/10	18	5-7	1-3	1-2	1-3-4	1	4	1	1	2	12
vs. Brigham Young	12/11/10	18	1-4	1-4	0-0	0-1-1	4	3	0	0	0	3
NORTHERN ARIZONA	12/16/10	26	5-10	3-6	1-1	2-3-5	3	4	0	1	2	14
at North Carolina State	12/19/10	20	2-4	2-4	5-6	0-1-1	2	0	0	0	0	11
ROBERT MORRIS	12/22/10	21	0-3	0-2	0-0	0-3-3	2	5	1	0	1	0
at Oregon	12/30/10	21	8-9	4-5	0-0	2-6-8	1	1	4	0	0	20
at Oregon State	1/2/11	23	1-5	1-3	2-2	0-4-4	3	0	2	1	0	5
CALIFORNIA	1/6/11	20	2-5	0-3	0-0	1-3-4	4	1	3	0	0	4
STANFORD	1/9/11	17	3-5	1-1	0-0	1-2-3	1	2	0	0	0	7
ARIZONA STATE	1/15/11	16	2-4	1-2	0-0	0-2-2	1	2	3	0	1	5
at Washington	1/20/11	22	2-7	2-5	0-0	0-0-0	2	2	0	0	1	6
at Washington State	1/22/11	13	1-3	0-1	0-0	0-3-3	1	0	2	0	1	2
UCLA	1/27/11	17	3-4	0-0	0-0	0-3-3	4	1	3	0	1	6
USC	1/29/11	16	3-4	1-1	3-3	2-2-4	1	1	0	0	0	10
at Stanford	2/3/11	20	2-4	1-2	2-4	3-0-3	0	4	1	0	0	7
at California	2/5/11	36	9-12	3-5	4-5	2-4-6	3	6	2	0	2	25
at Arizona State	2/13/11	19	1-4	1-3	1-2	3-5-8	0	1	1	0	1	4
WASHINGTON STATE	2/17/11	17	1-2	1-1	2-2	1-2-3	1	1	1	1	1	5
WASHINGTON	2/19/11	22	4-7	2-3	1-1	3-1-4	1	0	2	1	0	11
at USC	2/24/11	24	4-7	1-2	1-2	0-2-2	1	1	0	0	0	10
at UCLA	2/26/11	22	2-6	0-2	1-2	0-2-2	2	1	0	0	0	5
OREGON STATE	3/3/11	20	4-8	1-4	1-2	0-1-1	1	2	1	0	1	10
OREGON	3/5/11	23	2-4	2-3	5-6	1-3-4	0	5	0	1	0	11
vs. Oregon State	3/10/11	29	5-9	0-1	3-4	2-5-7	3	4	3	1	1	13
vs. USC	3/11/11	31	3-9	0-1	0-1	3-3-6	1	3	2	0	1	6
vs. Washington	3/12/11	33	5-11	2-5	0-1	1-1-2	1	3	0	0	0	12
vs. Memphis	3/18/11	18	3-4	1-2	2-3	0-2-2	5	1	1	0	3	9
vs. Texas	3/20/11	15	1-3	1-2	1-2	0-1-1	1	2	0	0	0	4
vs. Duke	3/24/11	20	3-4	1-1	0-0	0-1-1	2	0	1	0	1	7
vs. Connecticut	3/26/11	15	1-4	0-1	0-0	4-2-6	0	0	0	1	1	2



52 ■ Max Wiepking

Forward  
6-6 ■ 220 ■ Senior  
Englewood, Colo.  
Kent Denver School



Max Wiepking's 2011-12 Game-by-Game Statistics

Opponent	Date	Min	TOTAL		3-PT		REB.		PF	A	TO	B	S	Pts
			FG-A	FG-A	FT-A	O-D-T								
BRYANT	12/22/11	4	0-0	0-0	1-2	0-1-1	0	0	0	0	0	0	0	1
at Utah	1/19/12	1	0-0	0-0	0-0	0-2-2	0	0	0	0	0	0	0	0
WASHINGTON STATE	1/26/12	2	1-1	1-1	0-0	0-0-0	0	0	0	0	0	0	0	3
BUCKNELL	3/14/12	0+	0-0	0-0	0-0	0-0-0	0	0	0	0	0	0	0	0

Max Wiepking's 2010-11 Game-by-Game Statistics

Opponent	Date	Min	TOTAL		3-PT		REB.		PF	A	TO	B	S	Pts
			FG-A	FG-A	FT-A	O-D-T								
IDAHO STATE	11/14/10	3	1-2	1-2	0-0	0-1-1	1	0	0	0	0	0	0	3
NEW MEXICO STATE	11/18/10	1	0-0	0-0	0-0	0-0-0	0	0	0	0	0	0	0	0
NO. COLORADO	11/21/10	2	0-0	0-0	0-0	0-0-0	0	0	0	0	0	0	0	0
at Rice	12/01/10	1	0-0	0-0	0-0	0-0-0	0	0	0	0	0	0	0	0
OKLAHOMA	12/05/10	1	0-0	0-0	0-0	0-0-0	0	0	0	0	0	0	0	0
ROBERT MORRIS	12/22/10	2	0-0	0-0	0-2	0-1-1	0	0	0	0	0	0	0	0
at Oregon	12/30/10	1	0-0	0-0	0-0	0-0-0	1	0	1	0	0	0	0	0
at UCLA	2/26/11	0+	0-0	0-0	0-0	0-0-0	0	0	0	0	0	0	0	0

**General:** A walk-on who joined the program in the fall of 2009 ... A hard worker who understands and appreciates his role ... Makes most of his contributions in practice situations ... A great teammate ... Last name pronounced Weep-King.

**2012 Summer of Thunder Tour of the Bahamas:** Made a pair of appearances in Nassau, logging three minutes of action, but was active on the beach, with the jet skis and on the Atlantis Resort's water slides.

**Junior (2011-12):** Hit his second career trey on 1/26 vs. Washington State ... Grabbed two rebounds in one minute of action on 1/19 at Utah ... Hit 1-of-2 FTs and grabbed a rebound in four minutes vs. Bryant on 12/22.

**Sophomore (2010-11):** Earned "Golden A" Award for team's highest grade point average ... Made a brief appearance at UCLA on 2/26 ... Grabbed a rebound and missed two FTs on 12/22 vs. Robert Morris ... Played one minute vs. Oklahoma on 12/5 ... NBA analyst Jeff Van Gundy thinks he "can really stroke it" after watching him shoot at shootaround on 12/1 ... Saw two minutes of action on 11/21 vs. Northern Colorado ... Made his first-ever appearance on 11/14 vs. Idaho State, finishing with three points (1-of-2 3-pt. FG) and a board in three minutes of action.

**Freshman (2009-10):** Did not see any game action ... Grabbed a rebound and tallied one FG attempt in the Western New Mexico exhibition game on 11/10.

**High School:** Earned three letters in basketball for coach Todd Schayes ... Team posted a 39-12 record over his final two seasons ... Averaged 19.6 points, 9.4 rebounds and 2.3 blocks per game as a senior to earn second-team all-state, first-team all-conference and Metro League Player-of-the-Year honors ... An honor roll student.

**Personal:** Born Aug. 18, 1990, in Denver, Colo. ... Full name is Maxwell John Wiepking ... Son of Jeff and Danna Wiepking ... Father owns a private oil and gas exploration company ... Brother, Scott, played football at the University of Colorado (1987-89) ... A Sports and Society major with the goal of becoming an NBA general manager ... Has a collection of over 2,000 autographs ... Claims to have played one-on-one with the NBA's Chris Andersen.



Max Wiepking's Career Highs

Points	3, twice, last, vs. Washington State, 1/26/2012
Rebounds	2, at Utah, 1/19/2012
FG	1, twice, last, vs. Washington State, 1/26/2012
FGA	2, vs. Idaho State, 11/14/2010
3PT	1, twice, last, vs. Washington State, 1/26/2012
3ATT	2, vs. Idaho State, 11/14/2010
FT	1, vs. Bryant, 12/22/2011
FTA	2, twice, last, vs. Bryant, 12/22/2011
AST	0
STL	0
BLK	0
MIN	4, vs. Bryant, 12/22/2011

Max Wiepking's Career Statistics

Season	G-GS	Min	FG-FGA	Pct.	3FG	Pct.	FT-FTA	Pct.	OR/DR	Tot-Avg	PF-D	Ast	TO	Blk	Stl	Pts-Avg
2009-10	Did Not See Game Action															
2010-11	8-0	11	1-2	.500	1-2	.500	0-2	.000	0/2	2-0.3	2-0	0	1	0	0	3-0.4
2011-12	4-0	7	1-1	1.000	1-1	1.000	1-2	.500	0/3	3-0.8	0-0	0	0	0	0	4-1.0
<b>Totals</b>	<b>12-0</b>	<b>18</b>	<b>2-3</b>	<b>.667</b>	<b>2-3</b>	<b>.667</b>	<b>1-4</b>	<b>.250</b>	<b>0/5</b>	<b>5-0.4</b>	<b>2-0</b>	<b>0</b>	<b>1</b>	<b>0</b>	<b>0</b>	<b>7-0.6</b>

Max Wiepking's Pac-12 Conference Statistics

Season	G-GS	Min	FG-FGA	Pct.	3FG	Pct.	FT-FTA	Pct.	OR/DR	Tot-Avg	PF-D	Ast	TO	Blk	Stl	Pts-Avg
2009-10	Did Not See Game Action															
2010-11	2-0	1	0-0	.000	0-0	.000	0-0	.000	0/0	0-0.0	1-0	0	1	0	0	0-0.0
2011-12	2-0	3	1-1	1.000	1-1	1.000	0-0	.000	0/2	2-1.0	0-0	0	0	0	0	3-1.5
<b>Totals</b>	<b>4-0</b>	<b>4</b>	<b>1-1</b>	<b>1.000</b>	<b>1-1</b>	<b>1.000</b>	<b>0-0</b>	<b>.000</b>	<b>0/2</b>	<b>2-0.5</b>	<b>1-0</b>	<b>0</b>	<b>1</b>	<b>0</b>	<b>0</b>	<b>3-0.8</b>

51 ■ Quinton Crawford

Guard

6-2 ■ 200 ■ Senior

Old Bridge, N.J.

Middlesex County College



Quinton Crawford's 2011-12 Game-by-Game Statistics

Opponent	Date	Min	TOTAL		3-PT		REB.		PF	A	TO	B	S	Pts
			FG-A	FG-A	FT-A	O-D-T								
at Utah	1/19/12	1	0-0	0-0	0-0	0-0-0	0	0	0	0	0	0	0	0
WASHINGTON STATE	1/26/12	1	0-1	0-1	0-0	0-0-0	0	0	0	0	0	0	0	0

**General:** A walk-on who provides depth and contributes in practice situations ... Joined the program in December 2011.

**2012 Summer of Thunder Tour of the Bahamas:** Garnered two minutes of action on 8/13 vs. the Bahamas All-Stars in his lone appearance on the trip.

**Junior (2011-12):** Missed a three-point field goal attempt on 1/26 vs. Washington State ... Made his first career appearance on 1/19 at Utah.

**Prior to Arizona:** Played two seasons at Middlesex County College in Edison, N.J. (2008-10) at both guard positions ... Participated in the Garden State Athletic Conference.

**High School:** Prepped at Old Bridge High School, earning four varsity letters for Coach Rocky Knowles ... A two-time, first-team all-Greater Middlesex Conference Red Division selection and twice named honorable mention all-area ... Earned OBHS Most Outstanding Student-Athlete honors for boys' basketball.

**Personal:** Son of Jerome and Marilyn Crawford ... Both parents attended Rutgers ... Brother, Marcus, played basketball at Florida International from 2008-10 ... Major is Economy and Industry.



Quinton Crawford's Career Highs

Points	0
Rebounds	0
FG	0
FGA	1, vs. Washington State, 1/26/2012
3PT	0
3ATT	1, vs. Washington State, 1/26/2012
FT	0
FTA	0
AST	0
STL	0
BLK	0
MIN	1, twice, last, vs. Washington State, 1/26/2012

Quinton Crawford's Career Statistics

Season	G-GS	Min	FG-FGA	Pct.	3FG	Pct.	FT-FTA	Pct.	OR/DR	Tot-Avg	PF-D	Ast	TO	Blk	Stl	Pts-Avg
2011-12	2-0	2	0-1	.000	0-1	.000	0-0	.000	0/0	0-0.0	0-0	0	0	0	0	0-0.0
Totals	2-0	2	0-1	.000	0-1	.000	0-0	.000	0/0	0-0.0	0-0	0	0	0	0	0-0.0

Quinton Crawford's Pac-12 Conference Statistics

Season	G-GS	Min	FG-FGA	Pct.	3FG	Pct.	FT-FTA	Pct.	OR/DR	Tot-Avg	PF-D	Ast	TO	Blk	Stl	Pts-Avg
2011-12	2-0	2	0-1	.000	0-1	.000	0-0	.000	0/0	0-0.0	0-0	0	0	0	0	0-0.0
Totals	2-0	2	0-1	.000	0-1	.000	0-0	.000	0/0	0-0.0	0-0	0	0	0	0	0-0.0

20 ■ Jordin Mayes

Guard  
6-3 ■ 200 ■ Junior  
Los Angeles, Calif.  
Westchester H.S.



Individual Honors

2010-11

- Honorable mention Pac-10 all-Freshman team

**General:** An athletic player who settled nicely into the back-up point guard role, though his progress has been hampered by two injuries to his left foot ... Plays with a great deal of composure ... Good ballhandler with the ability to knock down jumpers ... Posted a solid 1.62:1 assist turnover ratio (43:27) as a freshman ... Put forth a stellar effort in UA's 2011 NCAA Tournament run.

**2012 Summer of Thunder Tour of the Bahamas:** Averaged 6.5 points, 3.0 rebounds and 4.0 assists on the two-game tour ... Shot 60 percent (3-of-5) from three-point range ... Posted eight points, three boards, five assists and a steal on 8/11 vs. the Real Deal Shockers.

**Sophomore (2011-12):** Needed surgery to repair a stress fracture in his left foot over the summer of 2011 ... Left the Feb. 2 game at California due to a left foot injury, and missed five games ... Grabbed a career-high five rebounds vs. Colorado on 3/10 in Pac-12 Tournament final ... Posted two points and three rebounds on 3/9 vs. Oregon State in 20 minutes of action ... Played 25 minutes vs. UCLA on 3/8 in Pac-12 Tournament, posting two assists and two steals ... Had six points and two boards at California before leaving game with a left foot injury ... Registered eight points and two steals on 1/19 at Utah ... Grabbed a career-high four boards and passed out three assists on 1/8 at USC ... Posted eight points and a season-high three assists on 12/31 vs. Arizona State ... Collected six points an assist and steal on 12/22 vs. Bryant ... Tallied eight points and a season-high two assists on 12/20 vs. Oakland ... Hit 4-of-6 FGs en route to nine points and an assist on 12/17 vs. Gonzaga ... Tallied seven points, three boards and a block on 12/10 vs. Clemson ... Played 13 minutes at Florida on 12/7 ... Equaled a career high with three rebounds at New Mexico State on 11/29 ... Collected his first career blocked shot vs. Mississippi State on 11/18 ... Posted 12 points and two steals on 11/17 vs. St. John's ... Scored 14 of his career-high 19 points (4-of-7 3-pt. FG) in the second half on 11/9 vs. Duquesne in his first career start ... Scored all eight of his points in the decisive 16-3 run vs. Valparaiso on 11/7.

**Freshman (2010-11):** An honorable mention Pac-10 all-Freshman selection ... Ranked second in the Pac-10 with a .453 three-point FG percentage ... Averaged 7.3 points and 1.8 assists per game in the NCAA Tournament to go with a .558 (10-of-17) FG percentage, and at one point connected on 10 consecutive three-point attempts over the course of five games from 3/11-24) ... Collected three assists vs. Connecticut on 3/26 in NCAA West Regional Final ... Tallied three points and a rebound on 3/24 vs. Duke ... Notched a new career high with 16 points (6-of-7 FG/4-of-4 3-pt. FG) to go with two assists and two steals on 3/20 vs. Texas ... Posted a solid NCAA Tournament debut vs. Memphis on 3/18 with eight points (2-2 FG/3-3 FT), a rebound and an assist in 14 minutes ... Collected eight points and three assists on 3/11 vs. USC, where all eight points came in a 10-2 UA run in first half that pushed lead to double figures ... Collected three assists and two boards on 2/24 at USC ... Scored all seven points in first half of win at Arizona State on 2/13 ... Hit 3-of-4 FGs from behind the arc to finish with nine points and an assist in triple OT win at California on 2/5 ... Collected eight points in a season-high 20 minutes on 1/29 vs. USC ... Tallied eight points - his most in 13 games - to go with two steals on 1/27 vs. UCLA ... Attempted a season-high four free throws at Washington on 1/20 ... Collected three points, a season-high three boards and two assists on 1/15 vs. Arizona State ... No turnovers in 13 minutes vs. California on 1/6 ... Tallied five points and an assist on 12/30 at

Oregon ... Registered three assists and zero turnovers at N.C. State on 12/19 ... Collected six points (2 treys) in 15 minutes vs. Northern Arizona on 12/16 ... Posted two assists in 12 minutes vs. BYU on 12/11 ... Hit a season-high three treys to finish with nine points on 12/5 vs. Oklahoma ... Poured in a season-high 11 points on 12/1 at Rice to go with three boards and an assist ... Tallied six points on 11/27 vs. Kansas, while attempting a season-high four FTs ... Finished with eight points (4-of-5 FG) on 11/23 vs. Bethune-Cookman ... Posted nine points, two assists and two steals on 11/21 vs. Northern Colorado ... Collected six points, three rebounds and four assists in his collegiate debut vs. Idaho State on 11/14.

**High School:** Ranked as the No. 106 overall prospect in the country and the No. 28 shooting guard by rivals.com to go with a scout grade of 92 by espn.com ... An excellent shooter with the size and ability to play both guard positions ... Coach Miller called Mayes, "the ultimate winner" ... Helped his high school squad to back-to-back state championships ... The first Westchester product to play at Arizona since Hassan Adams (2002-06) ... Prepped at Westchester High School, where he averaged 18.8 points, 4.0 rebounds and 2.3 assists per game as a senior in leading the Comets to back-to-back CIF Division I state championships for coach Ed Azzam, where title teams combined to post a 68-5 record ... He was named to the *Los Angeles Times* boys' All-Star team as a senior and earned honorable all-state honors as a junior after averaging 19.8 points, 3.7 rebounds and 3.1 assists per game ... Earned all-tournament honors at the Westchester Classic, City of Palms and Les Schwab tournaments, and the 2009 Primetime Shootout ... Mayes participated in the Top 25 "Cream of the Crop" All-Star game following the Pangos All-American Camp in 2009 ... He also earned the Phil Ford Award at the Pangos Camp, which is presented to the player who would shine in a more structured setting.

**Personal:** Born Nov. 30, 1991, in Los Angeles, Calif. ... Son of Darryel Mayes and Rose Moore ... Hobbies include watching movies and playing in competitive card, board and video games ... A family friend of Wildcat alums Damon and Salim Stoudamire ... A Sports and Society major.

Jordin Mayes' Career Highs

Points	19, vs. Duquesne, 11/9/2011
Rebounds	5, vs. Colorado, 3/9/2012
FG	6, twice, last, vs. Duquesne, 11/19/2011
FGA	10, vs. Duquesne, 11/9/2011
3PT	4, twice, last, vs. Duquesne, 11/9/2011
3ATT	7, vs. Duquesne, 11/9/2011
FT	4, vs. St. John's, 11/17/2011
FTA	5, vs. Duquesne, 11/9/2011
AST	4, vs. Idaho State, 11/14/2010
STL	3, vs. Valparaiso, 11/7/2011
BLK	1, twice, last, vs. Clemson, 12/10/2011
MIN	27, vs. Duquesne, 11/9/2011



Jordin Mayes' Career Statistics

Season	G-GS	Min	FG-FGA	Pct.	3FG	Pct.	FT-FTA	Pct.	OR/DR	Tot-Avg	PF-D	Ast	TO	Blk	Stl	Pts-Avg
2010-11	38-0	543	67-152	.441	39-86	.453	14-28	.500	6/28	34-0.9	41-0	47	29	0	12	187-4.9
2011-12	29-16	512	46-131	.351	20-69	.290	24-31	.774	8/38	46-1.6	44-0	31	28	2	26	136-4.7
<b>Totals</b>	<b>67-16</b>	<b>1055</b>	<b>113-283</b>	<b>.399</b>	<b>59-155</b>	<b>.381</b>	<b>38-59</b>	<b>.644</b>	<b>14/66</b>	<b>80-1.2</b>	<b>85-0</b>	<b>78</b>	<b>57</b>	<b>2</b>	<b>38</b>	<b>323-4.8</b>

Jordin Mayes' Pac-12 Conference Statistics

Season	G-GS	Min	FG-FGA	Pct.	3FG	Pct.	FT-FTA	Pct.	OR/DR	Tot-Avg	PF-D	Ast	TO	Blk	Stl	Pts-Avg
2010-11	18-0	246	24-66	.364	13-35	.371	4-9	.444	2/14	16-0.9	18-0	13	12	0	5	65-3.6
2011-12	12-1	182	13-41	.317	3-19	.158	8-10	.800	2/12	14-1.2	15-0	17	11	0	12	37-3.1
<b>Totals</b>	<b>30-1</b>	<b>428</b>	<b>37-107</b>	<b>.346</b>	<b>16-54</b>	<b>.296</b>	<b>12-19</b>	<b>.632</b>	<b>4/26</b>	<b>30-1.0</b>	<b>33-0</b>	<b>30</b>	<b>23</b>	<b>0</b>	<b>17</b>	<b>102-3.4</b>

Jordin Mayes' 2011-12 Game-by-Game Statistics

Opponent	Date	Min	FG-A	FG-A	FT-A	O-D-T	PF	A	TO	B	S	Pts
VALPARAISO	11/7/11	18	3-7	2-4	0-2	0-0-0	3	0	1	0	3	8
DUQUESNE	11/9/11	27	6-10	4-7	3-5	1-1-2	2	1	2	0	0	19
BALL STATE	11/13/11	20	0-3	0-2	2-2	0-3-3	3	1	1	0	0	2
vs. St. John's	11/17/11	21	3-7	2-5	4-4	0-1-1	4	1	1	0	2	12
vs. Mississippi State	11/18/11	20	3-6	2-5	0-0	0-1-1	4	0	1	1	1	8
SAN DIEGO STATE	11/23/11	14	1-6	0-2	0-0	0-1-1	0	0	0	0	2	2
at New Mexico State	11/29/11	18	2-4	2-3	2-2	0-3-3	1	1	3	0	0	8
NORTHERN ARIZONA	12/3/11	16	0-4	0-3	0-0	0-1-1	0	1	0	0	0	0
at Florida	12/7/11	13	0-3	0-2	2-2	0-1-1	4	0	0	0	0	2
CLEMSON	12/10/11	23	3-6	1-3	0-0	1-1-2	0	0	0	1	0	7
vs. Gonzaga	12/17/11	17	4-6	1-3	0-0	0-0-0	1	1	1	0	0	9
OAKLAND	12/20/11	18	3-8	1-3	1-1	1-1-2	0	2	3	0	2	8
BRYANT	12/22/11	19	2-4	2-3	0-0	0-2-2	1	1	0	0	1	6
ARIZONA STATE	12/31/11	22	2-6	2-4	2-2	0-2-2	2	3	2	0	2	8
at UCLA	1/5/12	15	0-4	0-3	0-0	0-1-1	1	1	0	0	0	0
at USC	1/8/12	22	2-7	0-3	0-1	0-4-4	2	3	1	0	2	4
OREGON STATE	1/12/12	22	1-2	0-1	3-4	0-1-1	1	2	3	0	1	5
OREGON	1/14/12	13	1-2	0-1	0-0	0-1-1	1	2	2	0	1	2
at Utah	1/19/12	22	3-6	1-1	1-1	0-1-1	1	1	0	0	2	8
at Colorado	1/21/12	14	0-5	0-4	0-0	0-0-0	2	0	0	0	0	0
WASHINGTON STATE	1/26/12	18	1-2	0-1	0-0	0-1-1	2	3	1	0	2	2
WASHINGTON	1/28/12	13	0-3	0-1	0-0	0-1-1	1	1	1	0	1	0
at California	2/2/12	13	2-3	0-0	2-2	2-0-2	0	1	1	0	0	6
USC	2/23/12	2	1-1	0-0	0-0	0-0-0	0	0	0	0	0	2
at Arizona State	3/4/12	6	0-0	0-0	0-0	0-0-0	2	0	0	0	1	0
vs. UCLA	3/8/12	25	0-6	0-1	0-0	0-2-2	1	2	2	0	2	0
vs. Oregon State	3/9/12	20	1-3	0-2	0-0	1-2-3	1	1	0	0	1	2
vs. Colorado	3/10/12	23	0-2	0-1	0-0	0-5-5	1	2	1	0	0	0
BUCKNELL	3/14/12	18	2-5	0-1	2-3	2-1-3	3	0	1	0	0	6



Jordin Mayes' 2010-11 Game-by-Game Statistics

Opponent	Date	Min	FG-A	FG-A	FT-A	O-D-T	PF	A	TO	B	S	Pts
IDAHO STATE	11/14/10	17	2-4	2-4	0-0	1-2-3	1	4	2	0	0	6
NEW MEXICO STATE	11/18/10	12	2-3	1-2	0-0	0-0-0	0	1	1	0	0	5
NO. COLORADO	11/21/10	17	2-5	2-4	3-4	0-0-0	1	2	0	0	2	9
BETHUNE-COOKMAN	11/23/10	18	4-5	0-1	0-1	0-0-0	1	1	1	0	1	8
vs. Santa Clara	11/26/10	15	1-4	0-1	0-2	0-0-0	0	2	1	0	0	2
vs. Kansas	11/27/10	16	2-4	1-3	1-4	0-0-0	1	1	0	0	0	6
at Rice	12/01/10	16	4-8	2-6	1-2	0-3-3	0	1	2	0	0	11
OKLAHOMA	12/5/10	18	3-6	3-6	0-0	0-1-1	0	2	1	0	0	9
CAL STATE FULLERTON	12/8/10	17	2-3	1-1	0-0	0-0-0	1	3	0	0	0	5
vs. Brigham Young	12/11/10	12	0-3	0-0	0-0	1-0-1	2	2	3	0	0	0
NORTHERN ARIZONA	12/16/10	15	2-5	2-4	0-0	0-0-0	0	0	0	0	0	6
at North Carolina State	12/19/10	16	1-4	1-2	0-0	1-1-2	1	3	0	0	0	3
ROBERT MORRIS	12/22/10	9	2-3	1-1	0-0	0-0-0	0	0	0	0	0	5
at Oregon	12/30/10	17	2-4	0-1	1-1	0-1-1	1	1	0	0	0	5
at Oregon State	1/2/11	14	1-3	1-3	0-0	0-0-0	1	1	2	0	0	3
CALIFORNIA	1/6/11	13	0-2	0-1	0-0	0-0-0	2	1	0	0	0	0
STANFORD	1/9/11	13	0-3	0-2	0-0	0-2-2	1	3	1	0	0	0
ARIZONA STATE	1/15/11	15	1-2	1-1	0-0	0-3-3	0	2	1	0	0	3
at Washington	1/20/11	10	1-3	0-2	0-4	0-2-2	3	1	2	0	0	2
at Washington State	1/22/11	12	1-4	1-2	0-0	0-0-0	0	0	0	0	0	3
UCLA	1/27/11	12	3-4	1-1	1-2	0-0-0	1	0	1	0	2	8
USC	1/29/11	20	3-4	2-3	0-0	0-1-1	0	1	0	0	1	8
at Stanford	2/3/11	14	0-2	0-1	0-0	0-0-0	1	1	0	0	0	0
at California	2/5/11	17	3-8	3-4	0-0	1-1-2	0	1	1	0	0	9
at Arizona State	2/13/11	13	3-5	1-3	0-0	0-0-0	1	0	0	0	0	7
WASHINGTON STATE	2/17/11	11	0-3	0-2	2-2	0-1-1	1	0	1	0	1	2
WASHINGTON	2/19/11	10	1-7	1-2	0-0	1-0-1	1	0	2	0	1	3
at USC	2/24/11	15	1-2	1-2	0-0	0-2-2	1	0	0	0	0	3
at UCLA	2/26/11	18	2-5	0-2	0-0	0-0-0	2	0	0	0	0	4
OREGON STATE	3/3/11	10	1-2	0-1	0-0	0-0-0	1	0	0	0	0	2
OREGON	3/5/11	12	1-3	1-2	0-0	0-1-1	1	1	1	0	0	3
vs. Oregon State	3/10/11	13	1-4	0-2	2-3	0-0-0	1	1	1	0	2	4
vs. USC	3/11/11	12	3-6	2-3	0-0	0-2-2	4	3	0	0	0	8
vs. Washington	3/12/11	17	2-2	2-2	0-0	0-2-2	1	1	2	0	0	6
vs. Memphis	3/18/11	14	2-2	1-1	3-3	1-0-1	4	1	0	0	0	8
vs. Texas	3/20/11	19	6-7	4-4	0-0	0-1-1	3	2	1	0	2	16
vs. Duke	3/24/11	12	1-4	1-1	0-0	0-1-1	2	1	2	0	0	3
vs. Connecticut	3/26/11	12	1-4	0-3	0-0	0-1-1	0	3	0	0	0	2


4 ■ T.J. McConnell

Guard

6-1 ■ 190 ■ Junior

Pittsburgh, Pa.

Duquesne



**Individual Honors**

2011-12

- Third team all-Atlantic 10 Conference
- Atlantic 10 Conference all-Defensive team

2010-11

- Atlantic 10 Conference Rookie of the Year
- Atlantic 10 Conference all-Rookie team
- ECAC Rookie of the Year
- collegeinsider.com freshman All-America

**General:** A proven point guard and outstanding decision maker ... The first player from a four-year school to transfer into the program since Luke Recker in 1999-2000 ... He will have to sit out the 2012-13 season due to NCAA transfer rules, and will have two seasons of eligibility remaining.

**Prior to Arizona:** Attended Duquesne University ... Averaged 11.4 points, 4.4 rebounds, 5.5 assists and 2.8 steals per game in 2011-12, helping the Dukes to a 16-15 record ... He connected on 50.9 percent (135-of-265) of his field goal attempts, including 43.2 percent (38-of-88) from three-point range, and knocked down 83.6 percent of his free throws (46-of-55) in earning third-team all-Atlantic 10 Conference honors and a spot on the A-10 all-defensive team ... Ranked third nationally in steals per game and tied for 31st nationally in assists per game in 2011-12 ... As a freshman in 2010-11, averaged 10.8 points, 3.8 rebounds, 4.4 assists and 2.8 steals per game in 32 appearances (30 starts), connecting on 49.8 percent (132-of-265) of his field goal attempts and 40.2 percent (39-of-97) of attempts from behind the arc in earning 2011 Atlantic 10 Conference Rookie-of-the-Year honors ... Ranked fourth nationally in steals in 2010-11 and his 2.50 assist:turnover ratio was the sixth-highest ratio for a freshman in NCAA history entering the 2011-12 campaign.

**High School:** A 2010 graduate of Chartiers Valley High School in Bridgeville, Pa. ... Averaged 34.2 points, 8.2 rebounds and 9.1 assists per game as a senior in earning first team all-state honors and was the Pennsylvania Class 3A Player of the Year according to the *Associated Press*, and was the *Pittsburgh Post-Gazette* male high school athlete of the year (all sports) ... Played for his father, Tim, in high school ... Led the Colts to a 29-2 record, the WPIAL championship, and a berth in the Class 3A state championship game as a senior.

**Personal:** Born March 25, 1992, in Pittsburgh, Pa. ... Full name is Timothy John McConnell, Jr. ... Son of Tim and Shelly McConnell ... Comes from a long line of Pittsburgh-area basketball standouts: father, Tim, in addition to being one of the most successful coaches in WPIAL history, played at Waynesburg College (1984-86); aunt, Suzie McConnell-Serio was an All-American at Penn State (1985-88), Olympic gold medalist and WNBA standout prior to being inducted to the Women's Basketball Hall of Fame in 2008, and currently is the head women's basketball coach at Duquesne; aunt, Kathy McConnell-Miller, went to four NCAA tournaments as a player at Virginia (1987-90) and was a Division I head coach at Tulsa and Colorado; uncle, Tom, who played two seasons at Davidson (1981-82), has more than 20 years of coaching experience, including seven seasons as head coach at Saint Francis, Pa. (1992-99); aunt, Maureen, played at Pitt (1989-91), overlapping collegiate careers with UA coach Sean Miller ... Major is Social Behavior and Human Understanding.



**T.J. McConnell's Career Highs**

Points	28, vs. St. Joseph's, 1/4/2012
Rebounds	11, at Bowling Green, 11/22/2010
FG	10, vs. St. Joseph's, 1/4/2012
FGA	16, vs. St. Joseph's, 1/4/2012
3PT	5, vs. St. Joseph's, 1/4/2012
3ATT	8, at Massachusetts, 2/16/2011
FT	6, vs. St. Bonaventure, 1/7/2012
FTA	6, four times, last, at Rhode Island, 1/14/2012
AST	11, vs. Univ. of the District of Columbia, 11/18/2011
STL	6, vs. Charlotte, 1/22/2011
BLK	2, twice, last, vs. Robert Morris, 12/6/2011
MIN	45, vs. George Mason, 12/22/2010

T.J. McConnell's Career Statistics

Season	G-GS	Min	FG-FGA	Pct.	3FG	Pct.	FT-FTA	Pct.	OR/DR	Tot-Avg	PF-D	Ast	TO	Blk	Stl	Pts-Avg
2010-11*	32-30	979	132-265	.498	39-97	.402	41-60	.683	23/98	121-3.8	56-1	140	56	5	91	344-10.8
2011-12*	31-31	1062	135-265	.509	38-88	.432	46-55	.836	27/108	135-4.4	51-0	171	80	8	86	354-11.4
<b>Totals</b>	<b>63-61</b>	<b>2041</b>	<b>267-530</b>	<b>.504</b>	<b>77-185</b>	<b>.416</b>	<b>87-115</b>	<b>.757</b>	<b>50/206</b>	<b>256-4.1</b>	<b>107-1</b>	<b>311</b>	<b>136</b>	<b>13</b>	<b>177</b>	<b>698-11.1</b>

T.J. McConnell's Atlantic 10 Conference Statistics

Season	G-GS	Min	FG-FGA	Pct.	3FG	Pct.	FT-FTA	Pct.	OR/DR	Tot-Avg	PF-D	Ast	TO	Blk	Stl	Pts-Avg
2010-11*	16-15	492	61-142	.430	16-51	.314	19-30	.633	12/46	58-3.6	29-1	68	17	3	42	157-9.8
2011-12*	16-16	567	71-140	.507	20-44	.455	29-32	.906	18/55	73-4.6	25-0	78	40	3	42	191-11.9
<b>Totals</b>	<b>32-31</b>	<b>1059</b>	<b>132-282</b>	<b>.468</b>	<b>36-95</b>	<b>.379</b>	<b>48-62</b>	<b>.774</b>	<b>30/101</b>	<b>131-4.1</b>	<b>54-1</b>	<b>146</b>	<b>57</b>	<b>6</b>	<b>84</b>	<b>348-10.9</b>

\* statistics at Duquesne University

T.J. McConnell's 2011-12 Game-by-Game Statistics

Opponent	Date	Min	FG-A	FG-A	FT-A	O-D-T	PF	A	TO	B	S	Pts
at Arizona	11/9/11	37	4-12	0-3	1-2	0-6-6	2	4	2	0	3	9
GREEN BAY	11/13/11	31	6-11	0-1	0-0	0-4-4	1	7	0	0	5	12
vs. U. of District of Columbia	11/18/11	37	7-11	1-3	0-0	1-9-10	0	11	6	1	5	15
vs. Akron	11/19/11	33	5-10	1-3	1-2	0-4-4	2	3	2	0	2	12
at Valparaiso	11/20/11	28	4-7	1-3	0-0	0-1-1	1	5	1	0	0	9
LOUISIANA-LAFAYETTE	11/26/11	32	5-8	2-3	0-0	2-3-5	2	7	4	2	4	12
vs. Pittsburgh	11/30/11	38	6-9	3-4	0-0	0-1-1	2	3	3	0	4	15
TENNESSEE TECH	12/3/11	31	4-5	1-1	1-2	0-2-2	4	5	5	0	2	10
ROBERT MORRIS	12/6/11	34	2-9	0-3	2-2	0-4-4	2	8	3	2	2	6
PENN STATE	12/10/11	33	2-6	1-5	2-3	0-4-4	2	8	4	0	3	7
at Western Michigan	12/17/11	31	3-5	2-3	0-0	1-2-3	2	7	3	0	5	8
at George Mason	12/21/11	32	4-8	2-2	2-2	0-3-3	0	4	2	0	3	12
BOWLING GREEN	12/28/11	38	7-11	4-7	2-4	2-2-4	2	6	1	0	3	20
HOUSTON BAPTIST	12/31/11	24	1-2	0-0	2-2	1-5-6	2	9	1	0	2	4
ST. JOSEPH'S	1/4/12	41	10-16	5-6	3-3	1-3-4	1	5	3	1	1	28
ST. BONAVENTURE	1/7/12	33	3-7	1-2	6-6	0-7-7	2	8	4	0	4	13
at Xavier	1/11/12	29	2-7	0-2	0-0	2-0-2	3	4	2	0	3	4
at Rhode Island	1/14/12	36	5-8	1-1	5-6	2-6-8	3	8	3	0	2	16
MASSACHUSETTS	1/18/12	38	6-12	1-2	2-2	2-2-4	1	6	4	0	4	15
at Saint Louis	1/21/12	34	3-9	1-2	0-0	1-2-3	1	1	2	0	1	7
LA SALLE	1/28/12	39	8-11	3-4	0-0	3-3-6	1	3	6	1	3	19
at Dayton	2/1/12	31	4-5	1-1	0-0	1-4-5	3	7	2	0	2	9
RICHMOND	2/4/12	36	5-9	1-2	2-2	1-1-2	1	3	1	1	4	13
at St. Bonaventure	2/11/12	35	4-8	0-0	0-1	1-4-5	0	6	1	0	2	8
FORDHAM	2/15/12	38	5-12	3-7	0-0	2-5-7	1	6	3	0	5	13
at Temple	2/18/12	35	3-10	0-2	2-2	1-3-4	1	2	2	0	4	8
DAYTON	2/22/12	35	3-7	0-4	3-3	0-4-4	2	8	5	0	1	9
at George Washington	2/25/12	35	2-4	1-1	1-2	0-4-4	2	4	0	0	0	6
at Charlotte	2/29/12	37	5-10	2-7	2-2	0-5-5	2	6	1	0	5	14
SAINT LOUIS	3/3/12	35	3-5	0-1	3-3	1-2-3	1	1	1	0	1	9
at Massachusetts	3/6/12	36	4-11	0-3	4-4	2-3-5	2	6	3	0	1	12



T.J. McConnell's 2010-11 Game-by-Game Statistics

Opponent	Date	Min	FG-A	FG-A	FT-A	O-D-T	PF	A	TO	B	S	Pts
BLUEFIELD STATE	11/13/10	25	5-6	3-4	0-0	0-2-2	1	6	1	1	4	13
at Robert Morris	11/19/10	32	4-5	3-3	1-4	0-4-4	1	1	3	0	2	12
at Bowling Green	11/22/10	27	4-6	0-1	2-2	2-9-11	0	9	1	0	4	10
UMBC	11/27/10	27	2-5	1-2	0-0	0-6-6	3	5	3	0	2	5
vs. Pittsburgh	12/1/10	32	6-11	2-5	0-0	2-3-5	3	3	3	0	5	14
at Penn State	12/4/10	31	2-6	1-4	0-2	1-1-2	2	6	0	0	3	5
at Green Bay	12/8/10	37	8-10	2-4	2-2	0-3-3	0	7	5	0	1	20
WEST VIRGINIA	12/12/10	34	7-14	1-3	3-4	1-3-4	3	4	4	0	5	18
IUPUI	12/18/10	29	3-7	1-3	2-2	0-2-2	1	5	2	0	2	9
GEORGE MASON	12/22/10	45	8-14	2-2	1-1	1-3-4	3	0	1	0	3	19
NORTHWESTERN ST.	12/31/10	23	2-2	0-0	5-6	0-0-0	2	6	3	0	3	9
NORFOLK STATE	1/2/11	23	0-4	0-1	0-0	0-5-5	3	3	2	1	2	0
at St. Joseph's	1/5/11	33	4-10	3-5	0-1	0-3-3	1	5	1	1	3	11
at Houston Baptist	1/8/11	35	6-10	2-5	2-2	1-4-5	3	5	4	0	4	16
SAINT LOUIS	1/12/11	29	8-12	2-4	0-0	1-0-1	1	4	0	0	1	18
TEMPLE	1/15/11	26	0-5	0-1	2-2	0-4-4	3	4	1	0	0	2
at La Salle	1/19/11	30	5-9	0-2	3-4	1-4-5	2	4	0	0	4	13
CHARLOTTE	1/22/11	26	3-8	1-4	0-0	0-2-2	0	3	1	1	6	7
at Fordham	1/26/11	30	5-10	0-4	4-6	1-4-5	2	10	0	0	2	14
DAYTON	1/30/11	31	6-8	3-3	0-2	2-3-5	2	4	0	0	2	15
GEORGE WASHINGTON	2/2/11	27	5-10	0-3	0-0	0-3-3	1	2	1	0	2	10
at St. Bonaventure	2/5/11	36	2-10	1-4	2-2	1-3-4	2	3	3	0	4	7
XAVIER	2/13/11	37	2-5	1-3	1-2	0-3-3	1	3	1	0	3	6
at Massachusetts	2/16/11	30	6-12	3-8	0-0	0-1-1	2	4	3	0	5	15
at Dayton	2/19/11	31	2-8	0-1	3-4	0-4-4	1	6	1	0	2	7
RHODE ISLAND	2/23/11	24	5-10	2-4	1-2	1-4-5	3	4	0	0	1	13
at Saint Louis	2/26/11	33	2-9	0-1	0-0	2-1-3	2	0	1	0	2	4
ST. BONAVENTURE	3/2/11	35	5-9	0-2	2-4	3-5-8	1	9	2	0	5	12
at Richmond	3/5/11	34	1-7	0-2	1-1	0-2-2	5	3	2	1	0	3
vs. St. Joseph's	3/11/11	40	6-10	3-6	0-0	1-2-3	1	1	4	0	5	15
at Montana	3/16/11	25	5-8	1-2	4-4	1-2-3	1	6	2	0	4	15
at Oregon	3/21/11	22	3-5	1-1	0-1	1-3-4	0	5	1	0	0	7

30 ■ Angelo Chol

Forward

6-9 ■ 225 ■ Sophomore

San Diego, Calif.

Hoover H.S.



**General:** A long and athletic player with the ability to control the paint at both ends ... His all-around game continues to improve ... An exceptional athlete and a stellar shot blocker ... Brought a physical presence to the middle with increased playing time ... Blocked 19 shots in last 17 games ... Displayed an unbelievable work ethic since his arrival on campus last summer.

**2012 Summer of Thunder Tour of the Bahamas:** Averaged 11.5 points and 5.0 rebounds to go with four blocked shots ... Connected on 7-of-9 (.778) field goal attempts in 32 minutes of action ... Tallied 12 points, six rebounds and three blocks on 8/11 vs. the Real Deal Shockers.

**Freshman (2011-12):** Hit 4-of-6 FGs in Pac-12 Tournament run ... Slipped into the back-up center role following the Nov. 1 exhibition ... Was UA's blocked shot leader 16 times ... Collected five points and five boards on 3/14 vs. Bucknell ... Tallied two points, two boards and two steals on 3/10 vs. Colorado ... Collected four points, four rebounds and three blocks vs. Oregon State on 3/9 ... Saw two minutes of action on 3/8 vs. UCLA in Pac-12 Tournament, but contributed a key and-one, finishing with three points ... Played seven minutes at Arizona State on 3/4 ... Tallied a steal in six minutes vs. UCLA on 2/25 ... Collected seven points and a block on 2/23 vs. USC ... Registered four points, three boards, an assist and block at Washington on 2/18 ... Hit a season-best 4-of-7 FTs on the way to equaling a season-high with eight points on 2/16 at Washington State to go with four rebounds ... Collected two blocks vs. Utah on 2/11 ... Equaled a season high with eight points (4-of-4 FT) on 2/9 vs. Colorado ... Blocked a season-high four shots on 2/4 at Stanford ... Put forth a solid effort with eight points (3-of-5 FG), four boards and two blocks on 2/2 at California ... Registered two boards, a block and steal on 1/28 vs. Washington ... Pulled down two boards in 13 minutes vs. Washington State on 1/26 ... Played five minutes at Colorado on 1/21 ... Hit both FGA, grabbed two boards and added an assist, block and steal at Utah on 1/19 ... Posted four points, two boards and a block on 1/14 vs. Oregon ... Tallied two points on 1/12 vs. Oregon State ... Limited to four minutes at USC on 1/8 due to foul trouble ... Collected four points and five rebounds at UCLA on 1/5 ... Had a rebound in seven minutes vs. Arizona State on 12/31 ... Posted five points (3-of-4 FT), and two steals on 12/22 vs. Bryant ... Grabbed a pair of offensive rebounds on 12/20 vs. Oakland ... Collected a pair of rebounds and blocks on 12/17 vs. Gonzaga ... Posted five points, five rebounds and a block on 12/10 vs. Clemson ... Posted four rebounds and two blocks at Florida on 12/7 ... Recorded two blocks, two boards and a bucket on 12/3 vs. Northern Arizona ... Posted two points and four rebounds in eight minutes at New Mexico State on 11/29 ... Collected a FG and a rebound in 19 minutes vs. San Diego State on 11/23 ... Had a steal in a brief appearance vs. Mississippi State on 11/18 ... Tallied a field goal and two offensive rebounds vs. St. John's on 11/17 ... Registered two boards and a steal on 11/13 vs. Ball State ... Posted six points, seven boards and a block on 11/9 vs. Duquesne ... Collected six points, six rebounds

and four steals in 23 minutes on 11/7 vs. Valparaiso in his collegiate debut.

**High School:** Prepped at Herbert Hoover High School in San Diego, Calif. ... Rated as the No. 73 overall prospect in the country and the No. 9 forward by rivals.com to go with a scout grade of 94 by espn.com ... Finished his prep career with more than 2,000 points scored (2,133), ranks second on the national high school career blocked shot list (1,120), and is second in California high school history in rebounds (1,732) and games played (135) ... Averaged 23.4 points, 14.9 rebounds and 7.8 blocked shots per game as a senior in leading Hoover to a 26-8 record and a berth in the CIF San Diego Section Division II championship game for coach Ollie Goulston ... A *Parade* magazine second-team All-America selection and the *Union-Tribune* San Diego Section Player of the Year, a MaxPreps honorable mention All-America, an ESPN RISE All-American and the runner-up for California Mr. Basketball honors ... A four-time all-state pick, Chol helped HHS to four consecutive Eastern League championships and four straight section title-game appearances during his prep career, guiding Hoover to a cumulative 108-30 (.783) record ... Posted 97 double-doubles and 31 triple-doubles to go with single-game highs of 41 points, 23 rebounds and 19 blocked shots.

**Personal:** Born July 15, 1993, in Khartoum, Sudan ... Son of Ajieng Chol ... Became a naturalized U.S. citizen in June 2010 ... Major is undeclared.

A

**Angelo Chol's Career Highs**

Points	8, three times, last, at Washington St., 2/16/2012
Rebounds	7, vs. Duquesne, 11/9/2011
FG	3, three times, last, at California, 2/2/2012
FGA	5, four times, last, vs. Bucknell, 3/14/2012
3PT	0
3ATT	0
FT	4, twice, last, at Washington State, 2/16/2012
FTA	7, at Washington State, 2/16/2012
AST	1, five times, last, at Washington, 2/18/2012
STL	4, vs. Valparaiso, 11/7/2011
BLK	4, at Stanford, 2/4/2012
MIN	23, vs. Valparaiso, 11/7/2011

**Angelo Chol's Career Statistics**

Season	G-GS	Min	FG-FGA	Pct.	3FG	Pct.	FT-FTA	Pct.	OR/DR	Tot-Avg	PF-D	Ast	TO	Blk	Stl	Pts-Avg
2011-12	35-0	427	40-71	.563	0-0	.000	19-28	.679	30/50	80-2.3	74-1	5	23	29	13	99-2.8
<b>Totals</b>	<b>35-0</b>	<b>427</b>	<b>40-71</b>	<b>.563</b>	<b>0-0</b>	<b>.000</b>	<b>19-28</b>	<b>.679</b>	<b>30/50</b>	<b>80-2.3</b>	<b>74-1</b>	<b>5</b>	<b>23</b>	<b>29</b>	<b>13</b>	<b>99-2.8</b>

**Angelo Chol's Pac-12 Conference Statistics**

Season	G-GS	Min	FG-FGA	Pct.	3FG	Pct.	FT-FTA	Pct.	OR/DR	Tot-Avg	PF-D	Ast	TO	Blk	Stl	Pts-Avg
2011-12	18-0	196	19-33	.576	0-0	.000	13-18	.722	13/17	30-1.7	39-0	2	12	15	3	51-2.8
<b>Totals</b>	<b>18-0</b>	<b>196</b>	<b>19-33</b>	<b>.576</b>	<b>0-0</b>	<b>.000</b>	<b>13-18</b>	<b>.722</b>	<b>13/17</b>	<b>30-1.7</b>	<b>39-0</b>	<b>2</b>	<b>12</b>	<b>15</b>	<b>3</b>	<b>51-2.8</b>

Angelo Chol's 2011-12 Game-by-Game Statistics

Opponent	Date	Min	TOTAL 3-PT		REB.		PF	A	TO	B	S	Pts
			FG-A	FG-A	FT-A	O-D-T						
VALPARAISO	11/7/11	23	3-5	0-0	0-0	1-5-6	5	1	2	0	4	6
DUQUESNE	11/9/11	21	3-5	0-0	0-1	2-5-7	1	1	0	1	0	6
BALL STATE	11/13/11	10	0-0	0-0	0-0	1-1-2	1	0	0	0	1	0
vs. St. John's	11/17/11	9	1-2	0-0	0-0	2-0-2	2	0	0	0	0	2
vs. Mississippi State	11/18/11	2	0-0	0-0	0-0	0-0-0	2	0	0	0	1	0
SAN DIEGO STATE	11/23/11	19	1-2	0-0	0-0	0-1-1	2	0	1	0	0	2
at New Mexico State	11/29/11	8	1-2	0-0	0-0	1-3-4	2	0	0	0	0	2
NORTHERN ARIZONA	12/3/11	11	1-1	0-0	0-0	0-2-2	1	0	1	2	0	2
at Florida	12/7/11	17	1-2	0-0	0-0	1-3-4	3	0	1	2	0	2
CLEMSON	12/10/11	13	2-4	0-0	1-2	2-3-5	3	1	0	1	0	5
vs. Gonzaga	12/17/11	13	0-0	0-0	0-0	0-2-2	3	0	1	2	0	0
OAKLAND	12/20/11	10	1-2	0-0	0-0	2-0-2	1	0	1	1	0	2
BRYANT	12/22/11	17	1-2	0-0	3-4	0-2-2	2	0	2	0	2	5
ARIZONA STATE	12/31/11	7	0-0	0-0	0-0	0-1-1	0	0	1	0	0	0
at UCLA	1/5/12	13	2-3	0-0	0-0	3-2-5	4	0	0	0	0	4
at USC	1/8/12	4	0-0	0-0	0-0	0-0-0	3	0	0	0	0	0
OREGON STATE	1/12/12	5	1-1	0-0	0-1	0-0-0	1	0	0	0	0	2
OREGON	1/14/12	7	2-2	0-0	0-0	1-1-2	3	0	1	1	0	4
at Utah	1/19/12	10	2-2	0-0	0-0	1-1-2	3	1	0	1	1	4
at Colorado	1/21/12	5	0-1	0-0	0-0	0-0-0	0	0	0	0	0	0
WASHINGTON STATE	1/26/12	13	0-0	0-0	0-0	0-2-2	3	0	3	0	0	0
WASHINGTON	1/28/12	10	0-1	0-0	0-0	0-2-2	0	0	2	1	1	0
at California	2/2/12	16	3-5	0-0	2-3	1-3-4	2	0	0	2	0	8
at Stanford	2/4/12	20	1-1	0-0	0-0	0-1-1	3	0	2	4	0	2
COLORADO	2/9/12	12	2-2	0-0	4-4	0-1-1	2	0	1	2	0	8
UTAH	2/11/12	9	0-1	0-0	0-0	0-1-1	3	0	1	2	0	0
at Washington State	2/16/12	18	2-4	0-0	4-7	3-1-4	4	0	0	0	0	8
at Washington	2/18/12	18	2-3	0-0	0-0	2-1-3	4	1	0	1	0	4
USC	2/23/12	16	2-6	0-0	3-3	2-0-2	0	0	0	1	0	7
UCLA	2/25/12	6	0-1	0-0	0-0	0-0-0	2	0	1	0	1	0
at Arizona State	3/4/12	7	0-0	0-0	0-0	0-0-0	2	0	0	0	0	0
vs. UCLA	3/8/12	2	1-1	0-0	1-1	0-0-0	1	0	0	0	0	3
vs. Oregon State	3/9/12	17	2-3	0-0	0-0	2-2-4	3	0	1	3	0	4
vs. Colorado	3/10/12	17	1-2	0-0	0-0	0-2-2	2	0	0	1	2	2
BUCKNELL	3/14/12	22	2-5	0-0	1-2	3-2-5	1	0	1	1	0	5


Opposing Media Relations Contacts

School	website	Contact	Office Phone	e-mail
<b>Arizona State</b>	<a href="http://www.thesundevils.com">www.thesundevils.com</a>	Doug Tammaro	(480) 965-5799	tammaro@asu.edu
<b>California</b>	<a href="http://www.calbears.com">www.calbears.com</a>	Doug Drabik	(510) 642-3611	ddrabik@berkeley.edu
<b>Charleston Southern</b>	<a href="http://www.csusports.com">www.csusports.com</a>	Zeke Beam	(843) 863-7687	zbeam@csuniv.edu
<b>Clemson</b>	<a href="http://www.clemsonigers.com">www.clemsonigers.com</a>	Philip Sikes	(864) 656-1985	philips@clemson.edu
<b>Colorado</b>	<a href="http://www.cubuffs.com">www.cubuffs.com</a>	Andrew Green	(303) 492-3812	andrew.green@colorado.edu
<b>East Tennessee State</b>	<a href="http://www.etsubucs.com">www.etsubucs.com</a>	Michael White	(423) 439-4220	whitem@etsu.edu
<b>Florida</b>	<a href="http://www.gatorzone.com">www.gatorzone.com</a>	Denver Parler	(352) 375-4683, x6135	denverp@gators.ufl.edu
<b>Hawaii</b>	<a href="http://www.hawaiiathletics.com">www.hawaiiathletics.com</a>	Neal Iwamoto	(808) 956-9748	niwamoto@hawaii.edu
<b>Indiana State</b>	<a href="http://www.gosycamores.com">www.gosycamores.com</a>	Ace Hunt	(812) 237-4161	ace.hunt@indstate.edu
<b>Long Beach State</b>	<a href="http://www.longbeachstate.com">www.longbeachstate.com</a>	Todd Miles	(562) 985-7797	todd.miles@csulb.edu
<b>Miami (Fl.)</b>	<a href="http://www.hurricanesports.com">www.hurricanesports.com</a>	Amy Woodruff	(305) 284-3241	a.woodruff@miami.edu
<b>Mississippi</b>	<a href="http://www.olemisssports.com">www.olemisssports.com</a>	Joey Jones	(662) 915-7526	joeyj@olemiss.edu
<b>Northern Arizona</b>	<a href="http://www.nauathletics.com">www.nauathletics.com</a>	Steve Shaff	(928) 523-6792	steven.shaff@nau.edu
<b>Oral Roberts</b>	<a href="http://www.orugoldeneagles.com">www.orugoldeneagles.com</a>	Chris Belvin	(918) 495-7181	cbelvin@oru.edu
<b>Oregon</b>	<a href="http://www.goducks.com">www.goducks.com</a>	Andy McNamara	(541) 346-2253	mcmamara@uoregon.edu
<b>Oregon State</b>	<a href="http://www.osubeavers.com">www.osubeavers.com</a>	Shawn Schoeffler	(541) 737-8898	shawn.schoeffler@oregonstate.edu
<b>San Diego State</b>	<a href="http://www.goaztecs.com">www.goaztecs.com</a>	Mike May	(619) 594-5547	mmay@mail.sdsu.edu
<b>San Francisco</b>	<a href="http://www.usfdons.com">www.usfdons.com</a>	Rory Davis	(415) 422-5248	rdavis3@usfca.edu
<b>Southern Miss</b>	<a href="http://www.southernmiss.com">www.southernmiss.com</a>	Tim Andrezejewski	(601) 266-4503	Timothy.Andrzejewski@usm.edu
<b>Stanford</b>	<a href="http://www.gostanford.com">www.gostanford.com</a>	Brian Risso	(650) 723-4418	brisso@stanford.edu
<b>Texas Tech</b>	<a href="http://www.texastech.com">www.texastech.com</a>	Trenten Hilburn	(806) 742-2770	trenten.hilburn@ttu.edu
<b>UCLA</b>	<a href="http://www.uclabruins.com">www.uclabruins.com</a>	Alex Timiraos	(310) 206-0524	atimiraos@athletics.ucla.edu
<b>USC</b>	<a href="http://www.usctrojans.com">www.usctrojans.com</a>	David Tuttle	(213) 740-8480	davidtut@usc.edu
<b>Utah</b>	<a href="http://www.utahutes.com">www.utahutes.com</a>	Mike DeVine	(801) 581-8997	mdevine@huntsman.utah.edu
<b>UTEP</b>	<a href="http://www.utepathletics.com">www.utepathletics.com</a>	Jeff Darby	(915) 747-6652	jdarby@utep.edu
<b>Washington</b>	<a href="http://www.gohuskies.com">www.gohuskies.com</a>	Brian Tom	(206) 543-2230	briantom@uw.edu
<b>Washington State</b>	<a href="http://www.wsucougars.com">www.wsucougars.com</a>	Jessica Schmick	(509) 335-0255	jessica_schmick@wsu.edu
<b>Pac-12 Conference</b>	<a href="http://www.pac-12.com">www.pac-12.com</a>	Dave Hirsch	(925) 932-4411	dhirsch@pac-12.com



13 ■ Nick Johnson

Guard  
6-3 ■ 200 ■ Sophomore  
Gilbert, Ariz.  
Findlay Prep (Nev.)



Individual Honors

- 2011-12
- Fiesta Bowl Classic Most Valuable Player
  - Pac-12 Conference all-freshman team

**General:** Possesses the ability to play both guard positions with the athleticism to impact at both ends ... A superior athlete with an improving jump shot ... Arizona's most comfortable freshman in 2011-12 ... Started in 28 of 35 appearances as a freshman ... Ranked second on the team in assists (85) and assist:turnover ratio (1.27:1) ... Tallied 13 games with double-figure points.

**2012 Summer of Thunder Tour of the Bahamas:** Posted team-leading totals of 10 assists, seven steals and 47 minutes played on the two-game tour in addition to averaging 10.5 points and 5.0 rebounds ... Recorded 13 points, five rebounds, eight assists and six steals on 8/11 vs. the Real Deal Shockers.

**Freshman (2011-12):** A Pac-12 all-freshman team pick ... Ranked second on the team with 85 assists ... Posted seven points and four assists on 3/14 vs. Bucknell ... Collected nine points and five assists in a season-high 36 minutes vs. Oregon State on 3/9 ... Totaled five points and four blocked shots on 3/8 vs. UCLA in Pac-12 Tournament ... Played 23 minutes without a turnover on 2/25 vs. UCLA ... Collected five boards and three assists on 2/23 vs. USC ... Posted 20 points (career-high 14 FGA) and four assists at Washington on 2/18 ... Scored 12 of his game-high 18 points vs. Utah on 2/11 in the second half, including 10 in the final 6:24 to go with a career-high three steals ... Hit 6-of-8 FTs en route to nine points and five boards vs. Colorado on 2/9 ... Posted 10 points and a season-high seven rebounds on 2/4 at Stanford ... Posted 11 points, his first double-figure effort in four games, to go with five assists on 2/2 at California ... Collected seven points and four rebounds on 1/26 vs. Washington State ... Hit 3-of-4 treys en route to 11 points, four boards and three assists on 1/19 at Utah ... Collected seven points and two blocks on 1/14 vs. Oregon ... Equaled a season high with 19 points (3-of-4 3pt. FG) on 1/12 vs. Oregon State to go with two assists ... Equaled a season high with seven boards at USC on 1/8 ... Tallied 14 points, including 3-of-5 3-pt. FG, his highest point total in four games on 12/31 vs. Arizona State ... Passed out six assists and grabbed four boards on 12/20 vs. Oakland ... Posted 13 points and a 6:1 assist:turnover ratio on 12/17 vs. Gonzaga ... Named Fiesta Bowl Classic MVP after totaling 14 points (7-of-9 FG) and two rebounds vs. Clemson on 12/10 ... Made his first career start as a point guard on any level on 12/7 at Florida, where he logged 35 minutes, his second-highest total in 2011-12 ... Poured in a career-high 19 points (8-of-14 FG) to go with two assists in his first career start on 11/29 at New Mexico State ... Posted season-high totals of seven rebounds and three steals vs. San Diego State on 11/23 ... Registered six points, three assists and two blocks on 11/18 vs. Mississippi State ... Hit 3-of-5 treys en route to 11 points on 11/17 vs. St. John's ... Played his first career game at point guard on 11/13 vs. Ball State, finishing with nine points, three boards and an assist ... Six of eight points vs. Duquesne came from the line (10 att.) ... Posted a solid all-around debut, posting 14 points (8-of-9 FT), three rebounds and six assists on 11/7 vs. Valparaiso.

**High School:** Prepped at Findlay Prep in Henderson, Nev., and averaged 24.8 ppg, 6.5 rpg and 4.7 apg as a senior, leading team to a 28-4 record as a senior for coach Mike Peck ... Ranked as the No. 40 overall prospect in the country and the No. 8 shooting guard by rivals.com to go with a scout grade of 96 by espn.com ... A *Long Beach Press-Telegram* Best in the West first-team selection ... Averaged 14.1 points, 4.6 rebounds and 3.4 assists per game as a junior

in leading Findlay to a 32-2 record ... Helped Findlay win the ESPN RISE National High School Invitational in 2010, where Johnson averaged 12 points and three steals per game in the tournament, and competed in the Boost Mobile Elite 24 All-Star game in Venice, Calif. ... He also competed in the Under Armor slam dunk contest ... Attended Highland High School in Gilbert, Ariz., for two years before transferring to Findlay Prep prior to his junior year ... One of five players featured on ESPN's Elite 24 behind-the-scenes special.

**Personal:** Born Dec. 22, 1992, in Tempe, Ariz. ... Full name is Nicholas Alexander Johnson ... Son of "Jumpin'" Joe Johnson and Michelle Mayland ... His father played collegiately at Arizona State, while his uncle is the late Dennis Johnson, a 14-year NBA veteran and Naismith Memorial Basketball Hall of Fame inductee ... Major is undeclared.



**Nick Johnson's Career Highs**

Points	20, at Washington, 2/18/2012
Rebounds	7, three times, last, at Stanford, 2/4/2012
FG	8, at New Mexico State, 11/29/2011
FGA	14, twice, last, at Washington, 2/18/2012
3PT	3, five times, last, vs. Utah, 2/11/2012
3ATT	7, twice, last, vs. Utah, 2/11/2012
FT	8, vs. Valparaiso, 11/7/2011
FTA	11, vs. Oregon State, 1/12/2012
AST	6, three times, last, vs. Oakland, 12/20/2011
STL	3, twice, last, vs. Utah, 2/11/2012
BLK	4, vs. UCLA, 3/8/2012
MIN	36, vs. Oregon State, 3/9/2012

**Nick Johnson's Career Statistics**

Season	G-GS	Min	FG-FGA	Pct.	3FG	Pct.	FT-FTA	Pct.	OR/DR	Tot-Avg	PF-D	Ast	TO	Blk	Stl	Pts-Avg
2011-12	35-28	983	99-268	.369	40-125	.320	74-109	.679	19/95	114-3.3	79-3	85	67	19	26	312-8.9
<b>Totals</b>	<b>35-28</b>	<b>983</b>	<b>99-268</b>	<b>.369</b>	<b>40-125</b>	<b>.320</b>	<b>74-109</b>	<b>.679</b>	<b>19/95</b>	<b>114-3.3</b>	<b>79-3</b>	<b>85</b>	<b>67</b>	<b>19</b>	<b>26</b>	<b>312-8.9</b>

**Nick Johnson's Pac-12 Conference Statistics**

Season	G-GS	Min	FG-FGA	Pct.	3FG	Pct.	FT-FTA	Pct.	OR/DR	Tot-Avg	PF-D	Ast	TO	Blk	Stl	Pts-Avg
2011-12	18-17	506	48-135	.356	22-65	.338	37-56	.661	15/57	72-4.0	46-2	38	37	8	13	155-8.6
<b>Totals</b>	<b>18-17</b>	<b>506</b>	<b>48-135</b>	<b>.356</b>	<b>22-65</b>	<b>.338</b>	<b>37-56</b>	<b>.661</b>	<b>15/57</b>	<b>72-4.0</b>	<b>46-2</b>	<b>38</b>	<b>37</b>	<b>8</b>	<b>13</b>	<b>155-8.6</b>

**Nick Johnson's 2011-12 Game-by-Game Statistics**

Opponent	Date	Min	TOTAL 3-PT		REB.		PF	A	TO	B	S	Pts
			FG-A	FG-A	FT-A	O-D-T						
VALPARAISO	11/7/11	25	2-4	2-2	8-9	0-3-3	0	6	2	0	0	14
DUQUESNE	11/9/11	25	1-5	0-1	6-10	0-0-0	4	1	2	0	1	8
BALL STATE	11/13/11	24	2-6	0-2	5-7	0-3-3	1	1	2	1	0	9
vs. St. John's	11/17/11	20	4-9	3-5	0-0	1-1-2	3	1	0	0	0	11
vs. Mississippi State	11/18/11	25	2-9	2-7	0-0	0-2-2	1	3	0	2	1	6
SAN DIEGO STATE	11/23/11	27	4-7	2-4	0-1	1-6-7	3	1	4	1	3	10
at New Mexico State	11/29/11	34	8-14	2-4	1-1	0-0-0	3	2	0	0	0	19
NORTHERN ARIZONA	12/3/11	25	3-6	2-3	1-2	0-2-2	2	4	1	0	0	9
at Florida	12/7/11	35	2-8	0-4	1-2	0-3-3	5	2	5	0	2	5
CLEMSON	12/10/11	28	7-9	0-2	0-0	0-2-2	0	1	1	1	0	14
vs. Gonzaga	12/17/11	31	5-10	1-2	2-2	0-1-1	2	6	1	0	1	13
OAKLAND	12/20/11	30	2-7	1-4	2-4	0-4-4	2	6	3	0	2	7
BRYANT	12/22/11	21	2-7	0-3	2-2	1-2-3	1	3	1	0	1	6
ARIZONA STATE	12/31/11	31	5-8	3-5	1-2	1-1-2	4	1	1	0	1	14
at UCLA	1/5/12	27	1-6	0-4	0-0	0-1-1	1	1	1	0	0	2
at USC	1/8/12	28	2-9	0-2	0-0	1-6-7	5	1	3	0	0	4
OREGON STATE	1/12/12	29	5-10	3-4	6-11	2-2-4	1	2	1	0	0	19
OREGON	1/14/12	22	2-6	1-4	2-2	0-3-3	2	2	1	2	0	7
at Utah	1/19/12	25	4-7	3-4	0-0	2-2-4	1	3	4	0	1	11
at Colorado	1/21/12	23	1-5	0-3	0-0	1-3-4	3	2	2	0	0	2
WASHINGTON STATE	1/26/12	28	2-8	1-4	2-2	0-4-4	2	2	2	0	2	7
WASHINGTON	1/28/12	27	1-4	0-1	0-0	1-2-3	3	1	2	1	1	2
at California	2/2/12	30	3-9	2-3	3-6	1-2-3	2	5	2	1	1	11
at Stanford	2/4/12	33	4-9	0-2	2-6	0-7-7	0	0	1	1	0	10
COLORADO	2/9/12	34	1-7	1-5	6-8	0-5-5	5	2	4	1	0	9
UTAH	2/11/12	33	5-11	3-7	5-5	1-3-4	4	3	0	0	3	18
at Washington State	2/16/12	30	1-5	0-3	0-1	1-3-4	3	3	2	1	0	2
at Washington	2/18/12	32	6-14	2-5	6-7	2-2-4	0	4	3	0	0	20
USC	2/23/12	27	3-6	2-3	1-2	0-5-5	4	3	4	1	1	9
UCLA	2/25/12	23	1-6	1-3	0-0	1-2-3	2	1	0	0	1	3
at Arizona State	3/4/12	24	1-5	0-3	3-4	1-4-5	4	2	4	0	2	5
vs. UCLA	3/8/12	31	1-4	0-1	3-4	1-2-3	1	1	2	4	0	5
vs. Oregon State	3/9/12	36	3-11	1-4	2-4	0-3-3	2	5	1	1	1	9
vs. Colorado	3/10/12	27	2-10	1-6	0-1	0-1-1	1	0	2	0	0	5
BUCKNELL	3/14/12	33	1-7	1-6	4-4	0-3-3	2	4	3	1	1	7



55 ■ Drew Mellon

Forward  
 6-6 ■ 210 ■ Sophomore  
 Santa Ana, Calif.  
 Mater Dei H.S.



Drew Mellon's 2011-12 Game-by-Game Statistics

Opponent	Date	Min	TOTAL		3-PT		FT-A		O-D-T		PF		A		TO		B		S		Pts
			FG-A	FG-A	FT-A	O-D-T	PF	A	TO	B	S	Pts									
WASHINGTON STATE	1/26/12	1	0-0	0-0	0-0	0-0-0	1	0	0	0	0	0	0	0	0	0	0	0	0	0	

**General:** A walk-on who will provide depth and contribute in practice situations ... Added to the roster in December 2011.

**2012 Summer of Thunder Tour of the Bahamas:** Collected two points and an assist in his lone appearance in Nassau, on 8/13 vs. the Bahamas All-Stars, which was his first field goal in an Arizona uniform.

**2011-12 (Freshman):** Made his first career appearance on 1/26 vs. Washington State.

**High School:** Prepped at Mater Dei High School, earning two varsity letters for Coach Gary McKnight ... A 2011 team captain of a Monarchs squad that went 32-3, won the California Division I state title and was the fourth-ranked team nationally by maxpreps.com ... Averaged 4.2 points and 3.8 rebounds as a senior ... Team went 64-5 in his two varsity seasons ... Averaged 2.0 points and 0.5 rebounds per game as a junior ... A four-year member of the honor roll ... Mellon continues a streak that has seen at least one Mater Dei graduate on the UA roster for eight consecutive seasons.

**Personal:** Born April 10, 1993, in Orange, Calif. ... Full name is Andrew John Mellon ... Son of John and Sandy Mellon ... Parents attended Whittier College and San Diego, respectively ... Hobbies include surfing and hanging at the beach ... A business major.



Drew Mellon's Career Highs

Points	0
Rebounds	0
FG	0
FGA	0
3PT	0
3ATT	0
FT	0
FTA	0
AST	0
STL	0
BLK	0
MIN	1, vs. Washington State, 1/26/2012

Drew Mellon's Career Statistics


Season	G-GS	Min	FG-FGA	Pct.	3FG	Pct.	FT-FTA	Pct.	OR/DR	Tot-Avg	PF-D	Ast	TO	Blk	Stl	Pts-Avg
2011-12	1-0	1	0-0	.000	0-0	.000	0-0	.000	0/0	0-0.0	1-0	0	0	0	0	0-0.0
<b>Totals</b>	<b>1-0</b>	<b>1</b>	<b>0-0</b>	<b>.000</b>	<b>0-0</b>	<b>.000</b>	<b>0-0</b>	<b>.000</b>	<b>0/0</b>	<b>0-0.0</b>	<b>1-0</b>	<b>0</b>	<b>0</b>	<b>0</b>	<b>0</b>	<b>0-0.0</b>

Drew Mellon's Pac-12 Conference Statistics

Season	G-GS	Min	FG-FGA	Pct.	3FG	Pct.	FT-FTA	Pct.	OR/DR	Tot-Avg	PF-D	Ast	TO	Blk	Stl	Pts-Avg
2011-12	1-0	1	0-0	.000	0-0	.000	0-0	.000	0/0	0-0.0	1-0	0	0	0	0	0-0.0
<b>Totals</b>	<b>1-0</b>	<b>1</b>	<b>0-0</b>	<b>.000</b>	<b>0-0</b>	<b>.000</b>	<b>0-0</b>	<b>.000</b>	<b>0/0</b>	<b>0-0.0</b>	<b>1-0</b>	<b>0</b>	<b>0</b>	<b>0</b>	<b>0</b>	<b>0-0.0</b>





**31 ■ Matt Korcheck***Forward**6-10 ■ 225 ■ Junior**Tucson, Ariz.**Cochise College (Ariz.)*


**General:** A rapidly developing forward ... Just the 13th Tucson product to open the season on an Arizona roster since the school joined the Pac-12 Conference in 1978-79 ... The first recruited junior college player on scholarship from the city since Troy Cooke, who joined the program in 1982 ... Plans to redshirt during the 2012-13 season ... He will have two seasons of eligibility remaining ... Last name is pronounced CORE-check.

**2012 Summer of Thunder Tour of the Bahamas:** Averaged 3.0 points and 2.0 rebounds in a pair of games, including a spotless 3-of-3 from the field ... Capped the tour with a pair of thunderous dunks in the final 30 seconds of the 8/13 vs. the Bahamas All-Stars to go with an assist and a steal in three minutes of action ... When asked of putting on the Cardinal and Navy for the first time before the game on 8/11, he said, "Oh, this is a very special day for me. It's a dream come true to wear this uniform. I have a lot of emotions going through my head right now and I'm working hard to stay focused."

**Junior College:** Attended Cochise College in Douglas, Ariz. ... Averaged 14.7 points, 6.5 rebounds and 1.6 blocked shots per game in 2011-12, leading the Apaches to a 25-6 record and the Arizona Community College Athletic Conference (ACCAC) championship for coach Jerry Carrillo ... Connected on 57.8 percent (182-of-315) of his field goal attempts and added 45 assists and 24 steals in earning second-team all-conference and all-region honors for Coach Jerry Carrillo ... Averaged 8.3 points, 6.0 rebounds and 0.7 assists per game in 32 appearances as a freshman, connecting on 63.9 percent (117-of-183) of his field goal attempts ... Made an early splash by breaking a backboard in the annual ACCAC Jamboree in the fall of 2010 at Phoenix College.

**High School:** A 2010 graduate of Tucson's Sabino High School, Korcheck averaged 16.2 points, 9.0 rebounds and 3.4 blocks per game as a senior in earning first team all-4A-I Sonoran Region honors, second-team all-Southern Arizona kudos for Coach Tim Batten ... A member of the tucsoncitizen.com 2010 boys' basketball high school all-star team ... Scored a career-high 35 points vs. Pueblo on Jan. 15, 2010.

**Personal:** Born Oct. 12, 1991, in Okinawa, Japan ... Full name is Matthew Christopher Korcheck ... Son of Michael and Sandra Korcheck ... Both parents are in the Air Force ... A Social and Behavioral Understanding major.

**21 ■ Brandon Ashley***Forward**6-8 ■ 235 ■ Freshman**San Francisco, Calif.**Findlay Prep (Nev.)*


**General:** One of Sean Miller's first recruiting targets ... Boasts a good frame with excellent footwork ... An outstanding combo forward with a game reminiscent of former Wildcat standout Richard Jefferson ... Rated as the No. 16 overall prospect in the country and the No. 2 power forward to go with a scout grade of 97 by espn.com ... A McDonald's All-American, who also participated in the Jordan Brand Classic.

**2012 Summer of Thunder Tour of the Bahamas:** Might have earned all-Caribbean honors after averaging 13.0 points and a team-high 8.5 rebounds on the two-game trip ... Connected on 12-of-13 (.923) field goal attempts to go with five assists ... Posted a double-double (14 pts./10 reb.) in his first game in an Arizona uniform, 8/11 vs. the Real Deal Shockers.

**High School:** Finished his prep career at Findlay Prep in Henderson, Nev. ... Averaged 15.3 points and 6.8 rebounds per game as a senior ... Helped Findlay to a 32-1 record and ESPN NHSI national championship for coach Michael Peck ... Posted 31 points, including 13-of-14 FTs, in the championship game, an 86-83 overtime win over Montverde ... A 2012 *Parade* magazine All-American ... Tallied six points and 10 rebounds in the 2012 McDonald's All-American Game, March 28 in Chicago ... Collected two points, five boards, two assists and a steal in the 2012 Jordan Brand Classic, April 14 in Charlotte, N.C. ... An honorable mention ESPNHS All-American ... Averaged 15.0 points and 10.0 rebounds per game as a junior for Bishop O'Dowd High School in Oakland for coach Doug Vierra ... Led Bishop O'Dowd to back-to-back CIF North Coast Division 3 titles in 2010 and 2011 ... Named the 2010-11 Cal-Hi Sports state Junior of the Year (award given by class), the Division 3 Player of the Year and was a 2011 all-CIF North Coast Division 3AA performer ... Participated in the NBPA Top-100 camp, the LeBron James Skills Academy, the 2011 Boost Mobile Elite 24 game and the 2011 Pangos All-America game.

**Personal:** Born July 15, 1994, in San Francisco, Calif. ... Full name is Brandon Damon Allen Ashley ... Son of Lashiem Clark ... Cousin, Jaha Wilson, played basketball at USC from 1993-97 ... Plans to major in business.



**50 ■ Jacob Hazzard***Guard**5-11 ■ 165 ■ Freshman**Los Angeles, Calif.**Loyola H.S.*

**General:** Joins the program as a walk-on ... A stellar outside shooter who always plays under control ... An excellent leader ... Grandson of former UCLA All-American (1962-64) and head coach (1984-88) Walt Hazzard.

**2012 Summer of Thunder Tour of the Bahamas:** Posted what may have been the most active two minutes of run on the trip, totaling two assists, a rebound and a missed field goal attempt, on 8/13 vs. the Bahamas All-Stars.

**High School:** Prepped at Loyola High School in Los Angeles, Calif., and averaged 12.3 ppg, 1.8 rpg and 1.3 apg as a senior, leading team to a 26-6 record as a senior for coach Jamal Adams ... Helped team to the CIF Southern Section Division IAA semifinals ... Connected on 41 percent (80-of-197) of his three-point attempts as a senior ... Scored 20 or more points three times as a senior, including a season-high 23 points vs. Orange Lutheran, and current UA teammate Gabe York, on Jan. 28 in a 92-84 win.

**Personal:** Born Aug. 1, 1993, in Los Angeles, Calif. ... Full name is Jacob Asaad Hazzard ... Son of Yakub and Monique Hazzard ... A journalism major.


**33 ■ Grant Jerrett***Forward**6-10 ■ 235 ■ Freshman**Chino Hills, Calif.**Lutheran H.S.*

**General:** The first commitment in Sean Miller's recruiting class of 2012 ... Has what Arizona has lacked of late: height ... Possesses great length with unlimited potential ... Great hands give a nice touch on his shot ... Rated as the No. 9 overall prospect in the country and the No. 2 power forward to go with a scout grade of 97 by espn.com ... A McDonald's All-American, who also participated in the Jordan Brand Classic.

**2012 Summer of Thunder Tour of the Bahamas:** Averaged 10.5 points and 7.0 rebounds on the two-game tour ... Tallied 13 points and five rebounds on 8/11 vs. the Real Deal Shockers ... Collected a game-high nine rebounds on 8/13 vs. the Bahamas All-Stars.

**High School:** Prepped at La Verne, Calif., Lutheran High School ... Averaged 22.3 points, 10.0 rebounds and 2.4 blocked shots in leading the Trojans to a 25-8 record ... A 2012 *Parade* magazine All-American and the Gatorade California player of the year ... Posted 19 games with 20 or more points as a senior, including two with 30-plus points ... Tallied eight points (4-of-5 FG) and two boards in the 2012 McDonald's All-America Game, March 28 in Chicago ... Collected six points, two boards, a rebound and steal in the Jordan Brand Classic, April 14 in Charlotte, N.C. ... Averaged 18.0 points, 10.1 rebounds and 3.4 blocked shots per game as a junior for coach Eric Cooper Sr. ... Led LLHS to the 2011 California Division 3 state championship game, where he posted 16 points and 10 boards ... An all-CIF Southern Section Division 3AA performer in 2011 and has participated in the NBPA Top-100 camp, the LeBron James Skills Academy and the 2011 Boost Mobile Elite 24 game.

**Personal:** Born July 8, 1993, in Costa Mesa, Calif. ... Full name is Grant Alexander Jerrett ... Son of Lamont and Barbara Jerrett ... Major is undeclared.

**35 ■ Kaleb Tarczewski***Center**7-0 ■ 255 ■ Freshman**Claremont, N.H.**St. Mark's School (Mass.)*

**General:** He might be the rarest commodity in basketball – a traditional back-to-the-basket center ... He moves well, has great hands and loves working in the low post ... A powerful finisher whose presence alone will aid the Wildcats ... Ranked as the No. 4 overall prospect in the country and the No. 3 center with a scout grade of 97 by espn.com ... Participated in the Jordan Brand Classic and the Nike Hoops Summit ... Last name pronounced Tar-ZOO-Ski.

**2012 Summer of Thunder Tour of the Bahamas:** Ranked second on the team with 45 minutes played and an average of 7.5 rebounds per game ... Averaged 8.0 points and shot 53.3 percent (8-of-15) from the field ... Posted eight points, nine boards, three assists and a pair of steals on 8/11 vs. the Real Deal Shockers.

**High School:** Attended St. Mark's School in Southborough, Mass. ... Led St. Mark's to a 28-2 record as a senior for coach Dave Lubick ... Named MVP of the Independent School League ... Averaged 20.7 points, 10.2 rebounds and 2.7 blocks per game as a senior and shot 63 percent from the floor ... Tallied 14 points (6-of-8 FGs) and 10 rebounds in the Jordan Brand Classic, April 14 in Charlotte, N.C. ... Saw eight minutes of action in the 2012 Nike Hoop Summit, April 7 in Portland, Ore. ... Averaged 17.0 points and 12 rebounds per game as a junior ... Helped the Lions to four consecutive NEPSAC championship games, including a victory in the 2012 Class AA title game ... A first-team all-NEPSAC Class AA selection as a junior and senior ... Participated in the adidas Nations top-50 camp, the adidas Super 64, the Double Pump Best of the Summer event and the Peach Jam tournament prior to his senior season.

**Personal:** Born Feb. 26, 1993, in Claremont, N.H. ... Full name is Kaleb Erick Traczewski ... Son of Bonnie Wyand and Erick Tarczewski ... Plans to major in business.

**1 ■ Gabe York***Guard**6-2 ■ 185 ■ Freshman**Orange, Calif.**Orange Lutheran H.S.*

**General:** An exceptional scorer with unlimited range ... A spectacular leaper who brings excitement to the court ... Plays well in transition with a strong pull-up jumper ... Ranked as the No. 46 overall prospect in the country and the No. 11 shooting guard by rivals.com to go with a scout grade of 93 by espn.com.

**2012 Summer of Thunder Tour of the Bahamas:** Averaged 5.0 points, 2.0 rebounds and 1.0 assists on the two-game tour ... Collected 10 points on 8/11 vs. the Real Deal Shockers.

**High School:** Attended Orange Lutheran High School ... Guided the Lancers to a 22-11 record as a senior for coach Chris Nordstrom ... Averaged 24.9 points, 4.8 rebounds, 2.7 assists and 2.3 steals per game as a senior ... Posted six games with 30 or more points in 2011-12, including a high of 42 in a 68-63 win over Downey on Dec. 3 ... Finished his career as OLHS's all-time leading scorer ... Averaged 19.3 points, 4.3 rebounds, 2.7 assists and 2.7 steals per game as a junior for coach Chris Nordstrom ... Helped OLHS to a 15-4 record in 2011 and a berth in the Division 3 state tournament ... Participated in the NBPA Top-100 camp, the 2011 Boost Mobile Elite 24 game and the 2011 Pangos All-America game.

**Personal:** Born Aug. 2, 1993, in Los Angeles, Calif. ... Full name is Gabriel Russell York ... Son of Deborah York ... Plans to major in business.



**Sean Miller**

*Head Coach  
Fourth Year at Arizona  
Ninth Year Overall  
Pittsburgh, '92*



As Sean Miller begins year four in Tucson, he does so knowing that his multifaceted approach to building a program has paid lasting dividends in the Southwest. These numbers certainly justify the thought:

- His 69 wins in his first three years are more than any UA coach in history and more than any current Pac-12 coach in his first three years in the league. Arizona is averaging 23 wins per

that span, but since the conference expanded to 10 teams back in 1978-79, Miller is one of only two coaches in that span to win 36 conference games in his first three years in the league, joining UCLA's Steve Lavin, who went 39-15 (.722) from 1996-99.

- No Pac-12 team has more road wins in conference play (14) than UA since Miller took over.

- Arizona has allowed fewer points per game in each of Sean Miller's first three seasons: 72.0 ppg in 2009-10, 67.9 ppg in 2010-11 and 62.7 ppg in 2011-12. UA has held opponents to less than 60 points 26 times in Miller's first three seasons.

- Over the last two seasons, UA opponents have connected on less than 29 percent of its three-point FG attempts (345-of-1,194). Only one other team nationally can match that.

Arizona's climb back to the elite level of college basketball began April 7, 2009, when Sean Miller took over the reins of the esteemed program. In the time since that announcement, Miller has given the Wildcats the stability needed to move forward



season under Miller, an improvement over the six seasons (21.7) prior to his arrival.

- A 36-18 (.667) Pac-12 record in his first three seasons in the league. Not only does that record tie for the best in the Pac-12 in

with confidence, the focus to improve each day and the guidance of a leader who has found success everywhere he's been.

From his first team meeting – featuring just six players – Miller's first 12 months were a whirlwind of activity as he worked tirelessly to rebuild from within. He quickly added eight players to solidify the roster and rebuilt a system in which defensive intensity and offensive cohesiveness form a relentless unit at both ends of the court.

Since then, consistent success has followed.

His 2011-12 team won 23 games and advanced to the postseason, collecting back-to-back 20-win seasons for the first time within the program in five seasons. For the second straight season, UA finished in the top-five nationally in three-point field goal percentage defense and limited opponents to an average of 62.7 points per game in 35

**Sean Miller's Year-By-Year Collegiate Coaching Record**

School	Year	Record	Pct.	Conf.	Finish	Postseason
Xavier	2004-05	17-12	.586	10-6	T2nd	—
Xavier	2005-06	21-11	.656	8-8	T7th	NCAA Oakland Region 1st Round
Xavier	2006-07	25-9	.735	13-3	T1st	NCAA South Region 2nd Round
Xavier	2007-08	30-7	.811	14-2	1st	NCAA West Regional Final
Xavier	2008-09	27-8	.771	12-4	1st	NCAA East Regional Semifinal
<i>Xavier Totals</i>	<i>5 years</i>	<i>120-47</i>	<i>.719</i>	<i>57-23</i>		
Arizona	2009-10	16-15	.516	10-8	4th	—
Arizona	2010-11	30-8	.789	14-4	1st	NCAA West Regional Final
Arizona	2011-12	23-12	.657	12-6	4th	NIT
<i>Arizona Totals</i>	<i>3 years</i>	<i>69-35</i>	<i>.663</i>	<i>36-18</i>		
<b>Overall</b>	<b>8 years</b>	<b>189-82</b>	<b>.697</b>	<b>93-41</b>		

**Coaching Honors**

2007-08 Atlantic-10 Conference Coach of the Year; NABC District 10 Coach of the Year  
2010-11 Pac-10 Conference Coach of the Year; NABC District 20 Coach of the Year

**Sean Miller At A Glance**

**Date of Birth:** Nov. 17, 1968, in Pittsburgh, Pa.

**Alma Mater (degree):**  
University of Pittsburgh, 1992 (B.A., communications)

**Family:**  
Wife: Amy; Sons: Austin (17), Cameron (14), Braden (11)

**Coaching Chronology**

Arizona	2009-pres.	Three years, Head Coach
Xavier	2004-09	Five years, Head Coach
Xavier	2001-04	Three years, Associate Head Coach
N.C. State	1996-2001	Five years, Assistant Coach
Pittsburgh	1995-96	One year, Assistant Coach
Miami, Ohio	1993-95	Two years, Assistant Coach
Wisconsin	1992-93	One year, Assistant Coach

outings, a figure that was the lowest scoring defense figure for the program since 1985-86. The Cats played in the Pac-12 tournament championship game for the second straight year and had a pair of all-conference performers.

The 2010-11 club won 30 games, captured the Pac-10 regular-season championship, advanced to the NCAA West Regional final and produced the No. 2 selection in the 2011 NBA Draft. Additionally, he re-established and strengthened recruiting ties that allowed the Cats to land a top-10 class in 2011, a top-three class in 2012 and build consistently elite ones in the future.

While those achievements are certainly worth noting, it's the beneath-the-surface facts that indicate that Miller and his charges might be on the verge of something special in the Old Pueblo.

In just one season under his guidance, the Wildcats showed vast improvements in all the things that championship clubs do so well: increased points per game, shooting percentages, rebounds, rebound margin and assists, and decreased points, shooting percentages, fewer rebounds and more turnovers out of the opposition. All of that culminated in a 30-8 overall record and the Pac-10 title, Miller's fourth league crown in the previous five seasons.

Such statistical improvements were mirrored individually too, as the 2010-11 Wildcats displayed more poise, were more fundamentally sound, and were stronger and more assertive on the court, a testament to Miller's total program development.

Nowhere was that individual development better displayed than with Derrick Williams. The 6-foot-8 forward blossomed into the Pac-10 Freshman of the Year in 2010 and Pac-10 Player-of-the-Year and consensus All-America accolades in 2011. Williams went from the least heralded of Miller's initial five-man recruiting class to the second overall pick in the NBA Draft.

The college basketball world has begun to take notice as UA was ranked as high as No. 10 in both major college basketball polls in 2010-11 – a first for the program in four seasons – and Miller earned 2011 Pac-10 and NABC District 20 Coach-of-the-Year honors for his efforts.

Miller guided UA to a 16-15 record in 2009-10, making drastic improvements from start to finish, and, more importantly, putting into play his belief that there is no such thing as a quick fix. Hard work and a dedicated effort each day breeds success. His charges have honored that process each day since.

Prior to moving west, Miller, 43, completed five seasons as head coach at Xavier in 2008-09, and carries a career coaching record of 166-70 (.703) in seven seasons as a collegiate head coach to go with four conference regular-season championships, one postseason tournament title and two 30-win seasons.

While at XU, his clubs posted four consecutive 20-victory seasons and four consecutive NCAA Tournament appearances.

The Musketeers won three Atlantic-10 Conference regular-season championships and Miller guided two Xavier teams to the Sweet 16, in 2008 and 2009. He is the school's overall coaching leader in NCAA play with a 6-4 record in his share of Xavier's 20 tournament appearances.

Miller's 2008-09 club won the A-10 championship finishing with a 27-8 record. The Musketeers lost to No. 1-seed Pitt as the No. 4 seed in the East Regional in Boston. XU was ranked No. 20 in the final Associated Press poll and was ranked steadily after Nov. 25, rising as high as No. 7 on Dec. 15 and holding a spot in the top 10 (ninth) on Feb. 2.

As a player, Miller participated in three NCAA Tournaments for Pittsburgh (1988, 1989 and 1991), coached in one as an assistant at Miami, Ohio, (1995) and in three as associate head coach at Xavier from 2002-04. His Xavier squad reached the Elite Eight in 2008.

Moreover, Miller's work with his student-athletes off the court paid outstanding dividends with 100 percent (23-of-23) of the basketball seniors who completed their eligibility since 1996 graduating. While a head coach, 16 Xavier players earned their degrees with an additional pair expected to do so in the near future. Since his arrival at Arizona, all seven of the Wildcats to complete eligibility under Miller have earned degrees as well.

His success with his student-athletes both on and off the court echoes the fact that Miller genuinely cares for their well being. That complete commitment to his charges is a strong indication of his character.

"It's easy to be a fan of Sean. I can't think of anyone in the profession who is more honest and more loyal. Sean is as good a person as there is in college basketball," said Mike DeCourcy of *The Sporting News*.

He is Arizona's sixth appointed head coach in the last 87 years, dating to a 36-year run by Fred A. Enke from 1925 to 1961 and concluding with Lute Olson's remarkable stint from 1984 to 2007.

Miller's 30-7 record in 2007-08 set a Xavier record for victories in a season, and helped earn him Atlantic-10 Conference honors, along with his 14-2 record and second A-10 regular-season title. The National Association of Basketball Coaches named Miller its District 10 Coach of the Year and he was a finalist for a number of other national coaching honors.

His record at Xavier (120-47) ranks him third all time on the school's coaching chart behind Pete Gillen (202-75 from 1985-94) and the late Skip Prosser (148-65 from 1994-2001).



Xavier finished 25-9 overall in 2006-07, Miller's third year as the Xavier University head coach. XU won the 2007 Atlantic-10 Conference regular-season championship and advanced to the second round of the 2007 NCAA Tournament. Miller finished 21-11 in the 2005-06 season, winning the 2006 Atlantic-10 Championship and earning a berth into the NCAA Tournament.

Miller took over as head coach in 2004, replacing Thad Matta. He was Matta's right-hand man the previous three seasons as XU's first-ever associate head coach. Miller helped the Musketeers record three straight 26-victory seasons and three straight NCAA Tournament appearances that culminated in the 2004 Elite Eight run.

Miller began coaching at Xavier after stops at North Carolina State, Pittsburgh, Miami (Ohio) and Wisconsin. He has coached for 16 teams that advanced to postseason play in his first 20 seasons as a head, assistant or associate head coach. That includes five NCAA Tournament berths in his eight years as a head coach, where his record stands at a solid 9-5 (.643) with two Elite Eight

and one Sweet 16 appearance to his credit. Additionally, in 20 seasons as a head, associate or assistant coach, Miller's teams have produced 17 winning seasons and averaged better than 20 wins per year.

Considered Pittsburgh's best three-point shooter of all time, Miller was a Big East all-Rookie team pick in 1987-88. In his four-year career he helped lead the Panthers to three NCAA berths and an NIT appearance. He was No. 18 entering 2011-12 on Pitt's all-time scoring chart with 1,282 points, ranked 10th among career Division I free throw shooters at .885 and ranked third all-time in Big East career assists. He was 17th in three-point shooting on the Big East career chart.

He played on the United States' 1991 World University Games team that earned a gold medal after his final year at Pitt. He was named to

the Pitt all-Centennial Team in 2005.

A native of Beaver Falls, Pa., Miller was born Nov. 17, 1968. He and his wife, Amy, have three sons, Austin, Cameron and Braden. He prepped at Blackhawk High School and earned his bachelor's degree in communications from Pittsburgh in 1992.

Miller was inducted into the Western Pennsylvania Interscholastic Athletic League Hall of Fame in June 2012.



**Sean Miller vs. All Opponents**

<b>A</b> Alabama .....	0-1	Idaho State .....	1-0	Rice .....	2-0
American .....	1-0	Illinois .....	1-1	Richmond .....	5-1
Arizona State .....	5-3	Indiana .....	1-0	Robert Morris .....	2-0
Auburn .....	2-0	IPFW .....	2-0	St. Bonaventure .....	5-0
Ball State .....	1-0	Iowa State .....	1-0	St. John's .....	1-0
Belmont .....	1-0	Kansas .....	0-1	Saint Joseph's .....	5-6
Bethune-Cookman .....	1-0	Kansas State .....	2-0	Saint Louis .....	4-3
Brigham Young .....	1-2	Kent State .....	1-0	San Diego State .....	0-2
Bryant .....	1-0	LaSalle .....	5-2	Santa Clara .....	1-0
Bucknell .....	0-2	Lehigh .....	1-0	Southeast Missouri State .....	1-0
Butler .....	0-1	Lipscomb .....	1-0	Southern .....	1-0
California .....	4-1	Louisiana State .....	1-0	Stanford .....	5-0
Cal State Fullerton .....	1-0	Louisiana Tech .....	1-0	Temple .....	2-4
Charlotte .....	5-1	Marshall .....	1-0	Tennessee .....	0-2
Cincinnati .....	3-2	Massachusetts .....	4-2	Texas .....	1-0
Clemson .....	1-0	Memphis .....	2-0	Troy .....	1-0
Coastal Carolina .....	1-0	Miami, Fla. ....	1-0	Toledo .....	1-0
Colorado .....	2-2	Miami, Ohio .....	3-2	UCLA .....	5-4
Connecticut .....	0-1	Mississippi State .....	0-2	UNLV .....	0-1
Coppin State .....	2-0	Missouri .....	1-0	USC .....	5-2
Creighton .....	1-3	New Mexico State .....	2-0	Utah .....	2-0
Dayton .....	9-3	North Carolina State .....	2-0	Valparaiso .....	1-0
Delaware State .....	1-0	Northern Arizona .....	3-0	Vanderbilt .....	0-1
Detroit .....	1-0	Northern Colorado .....	1-0	Villanova .....	1-0
Duke .....	1-1	Oakland .....	3-0	Virginia .....	2-0
Duquesne .....	5-2	Ohio .....	1-0	Virginia Commonwealth .....	1-0
Eastern Illinois .....	1-0	Ohio State .....	0-1	Virginia Tech .....	1-0
Eastern Kentucky .....	1-0	Oklahoma .....	1-1	Washington .....	2-5
Florida .....	0-1	Oregon .....	4-1	Washington State .....	4-2
Florida A&M .....	1-0	Oregon State .....	4-3	West Virginia .....	1-0
Fordham .....	6-1	Pittsburgh .....	0-1	Western Carolina .....	1-0
George Washington .....	6-1	Portland State .....	1-0	Wisconsin .....	1-1
Georgia .....	1-0	Purdue .....	2-0	<b>Totals .....</b>	<b>189-82</b>
Gonzaga .....	0-2	Rhode Island .....	5-1		

**James Whitford**

*Associate Head Coach  
Fourth Year at Arizona  
Wisconsin, '94*



James Whitford has been a mainstay on Sean Miller's staff for seven seasons, having made the move to Tucson in the spring of 2009. His tireless efforts as a recruiter and his defensive expertise are key components to the Wildcat coaching staff.

He was promoted to associate head coach following the 2010-11 season.

Whitford's defensive prowess continues to be a point of pride, as the 2011-12 squad limited opponents to an average of 62.7 points per game in 35 outings, the lowest scoring defense figure for the program since 1985-86. Further, Arizona held 12 opponents to less than 60 points in 2011-12.

As the Wildcats rolled to the 2011 Pac-10 regular season championship and an Elite Eight appearance in the NCAA Tournament, UA saw its defensive numbers improve dramatically, as the opposition's scoring average and three-point field goal percentage dropped by nearly four points each. UA's .293 three-point field goal percentage defense figure ranked fifth nationally and was the lowest in program history.

It continues a positive trend for the Wildcats defense, as the squad has allowed fewer points per game in each of the last three seasons: 72.0 ppg in 2009-10, 67.9 ppg in 2010-11 and 62.7 ppg in 2011-12.

Whitford spent four seasons at Xavier (2005-09), helping the Musketeers amass a 103-35 (.746) record, three Atlantic-10 Conference championships, one A-10 tournament title and four NCAA Tournament appearances. The 2007-08 XU squad advanced to the West Regional Final.

Prior to his tenure in Cincinnati, Whitford spent 11 seasons on the staff at Miami University (Ohio) for Charlie Coles, the last eight as the top assistant. In that span, the RedHawks won better than 60 percent of its games (201-130), captured the 2004-05 Mid-American Conference championship and advanced to the 1999 NCAA Tournament's Sweet 16.

Whitford's first two seasons in Oxford, Ohio, were as an administrative assistant in 1994-95 and 1995-96. He became a full-time assistant on Coles's staff in 1997 and was promoted to the top assistant in June 1998. All told, he was a part of three NCAA Tournament appearances (1995, '97, '99), two NIT berths (1996, 2005) and four MAC regular-season championships (1995, '97, '99, 2005) while at Miami.

Whitford, 41, graduated from the University of Wisconsin in 1994 with a bachelor's degree in political science. He served as a manager for the Badger men's basketball program for three seasons. Arizona head coach Sean Miller was an assistant coach for Wisconsin during the 1992-93 campaign, Whitford's junior season at UW.

A native of Madison, Wis., Whitford and his wife, Amber, have two sons, Liam and Spencer. Amber was an assistant coach with the Xavier women's basketball team.

**James Whitford At A Glance**

**Date of Birth:** July 23, 1971, in Madison, Wis.

**Alma Mater (degree):** University of Wisconsin, 1994 (B.S., political science); Miami University, 1996 (M.S., sports studies)

**Family:** Wife: Amber; Sons: Liam (5), Spencer (2)

**Coaching Chronology**

Arizona	2011-pres.	One year, Associate Head Coach
Arizona	2009-11	Two years, Assistant Coach
Xavier	2005-09	Four years, Assistant Coach
Miami, Ohio	1996-2005	Nine years, Assistant Coach
Miami, Ohio	1994-96	Two years, Administrative Assistant

**Emanuel Richardson**

*Assistant Coach  
Fourth Year at Arizona  
Pittsburgh-Johnstown, '98*



"Book" Richardson, 39, has quickly established himself as one of the finest recruiters in college basketball.

Now in his sixth season as a member of Sean Miller's coaching staff, Richardson joined the Arizona basketball family in the spring of 2009.

His efforts in building and strengthening UA's recruiting ties across the country has helped Arizona land a top-10 recruiting class in 2011, a top-five class in 2012 and rapidly construct strong classes in the future.

Richardson spent two seasons at Xavier (2007-09) before his arrival in Tucson, where the Musketeers rolled to 57 wins, two conference titles and a pair of deep NCAA Tournament runs. XU posted a school-record 30 wins and advanced to the NCAA Tournament's Elite Eight in his debut in 2007-08.

Prior to Xavier, Richardson was the Director of Basketball for the New York Gauchos/Teamwork Foundation in the Bronx, N.Y., from 2005-07. He also served as an assistant coach at St. Raymond's High School for Boys in 2004 and was the head coach for ninth and 10th-grade players in the New York Gauchos system in 2003.

Richardson's U-18 red team captured the gold medal at the 2007 USA Basketball Men's Youth Development Festival, making him the youngest coach ever to win the event, and the first AAU coach to be selected by USA Basketball as a festival head coach.

Richardson was an assistant coach at Marist College in 2004-05, where he coordinated the Red Foxes' recruiting, scouting and individual work outs, focusing on guard play and offensive skill development. He spent three seasons as an assistant at Monroe College, an NJCAA program in the Bronx. His 2002-03 club went 31-3, won the Region 15 and District 3 titles and finished fifth at the NJCAA national tournament in Hutchinson, Kan.

A 1998 graduate of the University of Pittsburgh at Johnstown with a bachelor's degree in business marketing and management, Richardson's coaching career began at his alma mater as the associate head coach in 1999. He helped lead the NCAA Division II Mountain Cats to a 23-4 record, the best in school history.

A native of the Bronx, N.Y., Richardson and his wife, Erin, have three children, daughters Chassidy and Sere, and son E.J.

**"Book" Richardson At A Glance**

**Date of Birth:** Dec. 15, 1972, in Queens, N.Y.

**Alma Mater (degree):** University of Pittsburgh-Johnstown, 1998 (B.S., business marketing & management)

**Family:**

Wife: Erin; Daughters: Chassidy (21), Sere (20); Son: E.J. (11)

**Coaching Chronology**

Arizona	2009-pres.	Three years, Assistant Coach
Xavier	2007-09	Two years, Assistant Coach
N.Y. Gauchos	2005-07	Two years, Dir. of Basketball Operations
Marist	2004-05	One year, Assistant Coach
St. Raymond's H.S.	2003-04	One year, Assistant Coach
N.Y. Gauchos	2002-03	One year, 9th & 10th Grade Coach
Monroe College	2000-03	Three years, Assistant Coach
Pitt-Johnstown	1999-2000	One year, Associate Head Coach

**Joe Pasternack**

*Assistant Coach  
Second Year at Arizona  
Indiana, '99*



The newest addition to the University of Arizona men's basketball coaching staff is Joe Pasternack, who joined the Wildcat program in May 2011.

Pasternack, 35, brings 13 years of coaching and administrative experience to Arizona, including four seasons as an NCAA Division I head coach and nine years in the Pac-12 Conference.

Prior to moving to Tucson, Pasternack was the head coach at the University of New Orleans (2007-11) and immediately gave stability to the Privateer program, as he was the program's third head coach in three seasons when he was hired in July 2007.

He made his mark quickly, leading UNO to 19 wins in 2007-08, the school's most since 1997, and helped the program defeat a nationally-ranked team (then-No. 21 North Carolina State) for the first time since 1993 and ended up winning more games (11) before Jan. 1 in school history.

His efforts on the recruiting trail were almost as quick as Pasternack secured 11 newcomers for the 2008-09 season after his inaugural squad lost six seniors. That recruiting class was ranked among the best in the Sun Belt Conference.

His fourth year as the Privateer mentor may have been his most challenging. In wake of the school's decision to become an NCAA Division I independent, Pasternack lost the majority of his roster to transfer. Pasternack answered the challenge despite the obvious hardships, cobbled together a roster and guided the 2010-11 squad to a 16-6 record.

**A** Prior to UNO, Pasternack spent eight seasons as an administrator and coach at the University of California from 2000-07. He oversaw the Bears' scouting and game preparation efforts by studying game film, writing scouting reports and helping prepare the team on the court for upcoming opponents.

In addition, Pasternack, who worked with the Golden Bear guards in day-to-day practices, was heavily involved in coordinating Cal's recruiting and helped attract several top-25 classes during his tenure.

A 1999 graduate of Indiana University with a degree in marketing, Pasternack was a manager for the Hoosier basketball team for four years under coach Bob Knight, where he broke down game film and assisted in scouting opponents.

Pasternack has helped teams reach the NCAA tournament eight times.

A native of New Orleans, Pasternack played varsity high school basketball for four years at Metairie Park Country Day School. He and his wife, Lindsay, have a son, Joe IV (6), and a daughter, Lilly (1).

**Joe Pasternack At A Glance**

**Date of Birth:** April 15, 1977, in New Orleans, La.  
**Alma Mater (degree):** Indiana University, 1999 (B.S., marketing)  
**Family:** Wife: Lindsay; Son: Joe IV (6), Daughter: Lilly (1)

**Coaching Chronology**

Arizona	2011-pres.	One year, Assistant Coach
New Orleans	2007-11	Four years, Head Coach
California	2001-07	Six years, Assistant Coach
California	1999-2001	Two years, Video Coordinator

**Ryan Reynolds**

*Director of Basketball Operations  
Fourth Year at Arizona  
Xavier, 2007*



Longtime Sean Miller staff member Ryan Reynolds is the Wildcats' director of basketball operations. In that position, Reynolds oversees the day-to-day operations for the program.

Originally hired as an administrative assistant for the 2009-10 season, he was promoted to his current position in May 2010. Reynolds has worked alongside Miller in eight of his nine seasons in college basketball.

In his tenure in Tucson, Reynolds has streamlined the program's internal operations, overseen the renovations to the Richard Jefferson Gymnasium, locker room and the McKale Center hallway project, and helped position the program for long-term success.

Reynolds joined the Arizona basketball family after spending the 2008-09 campaign as a member of the Wake Forest University men's basketball staff, where he was the Demon Deacons' assistant coordinator of operations under Dino Gaudio. He was responsible for assisting with team travel and meals, scheduling and additional logistics within the basketball office. Reynolds also coordinated WFU's recruiting databases.

In his lone season in Winston-Salem, N.C., the Demon Deacons opened the season 16-0, earning the nation's No. 1 ranking, before finishing the year with a 24-7 record.

Prior to Wake Forest, Reynolds spent the previous five years (2003-08) at Xavier University, working under both Thad Matta and Sean Miller. Four of those seasons were as an undergraduate student manager and the last was as the Graduate Program Assistant, where he prepared and provided scouting videos, film exchange, equipment, administrative assistance and supervision of the managers.

Reynolds, 27, was a part of four NCAA Tournament teams during his tenure at Xavier, including XU's Elite Eight squads in 2004 and 2008. The Musketeers won the Atlantic-10 regular season or tournament title four times in that span.

He graduated from Xavier in 2007 with a bachelor's in sports management and a business minor. He earned his master's in sport administration from Xavier in December 2008.

A native of Cincinnati, Ohio, Reynolds was a standout in basketball and football at Madeira High School. Playing on the hardwood for his father Jim, the Cincinnati prep coach of the decade for the 1990s, Ryan led Madeira to conference, sectional and district titles and a berth in the Ohio state tournament's Sweet 16 as a senior. He was a two-time all-league football player as well.



## Chris Rounds

*Associate Director of Performance Enhancement  
Fourth Year at Arizona  
Buffalo, '97*



Associate director of performance enhancement Chris Rounds joined the Wildcat staff in June 2009. He is directly responsible for the strength and conditioning duties of the men's basketball program.

Rounds' efforts in the weight room have paid big dividends for the student-athletes within the program, as there have been visible and significant gains in strength, agility and conditioning. With the Cole and Jeannie Davis Strength & Conditioning Center - a state of the art basketball-specific facility - housed within the Richard Jefferson Gymnasium at his disposal, look for the Cats to make even bigger gains.

Rounds has constructed a strength and conditioning program that has seen five former players rank in the top four at the NBA Draft combine when it comes to the 185-pound bench press test - how many times one can lift 185 pounds. In 2011, Arizona's Derrick Williams led all NBA hopefuls with 19 repetitions.

Previously, Rounds served five years (2004-09) as the head strength and conditioning coach at Xavier University, overseeing each of its 16 NCAA Division I sports. His efforts with the Musketeer men's basketball program proved fruitful as XU student-athletes were routinely judged to be among the strongest at NBA pre-draft camps.

Rounds spent four years as the strength coach at Loyola Marymount (2000-04). While at LMU, he directed the fitness of 17 varsity teams and its more than 325 student-athletes, instituting many new programs. Rounds opened eyes at LMU with the vast improvement in the strength and conditioning program for the men's basketball program.

Prior to being hired at LMU, Rounds was the assistant strength coach for the University of Kentucky from 1997-2000. In his three seasons in Lexington, his main responsibilities were the men's and women's basketball programs, tennis and golf. He was a part of the men's basketball national championship program in 1998.

Rounds, 40, received his bachelor's degree in exercise science from the University at Buffalo in 1997, and has been a certified Strength and Conditioning Specialist (CSCS) by the National Strength and Conditioning Association since 1997. He received his master's degree in exercise science from the University of Kentucky in 2000.

Rounds and his wife, Anne, have two daughters, Samantha and Alexandra.

## Justin Kokoskie

*Certified Athletic Trainer  
13th Year at Arizona  
Pittsburgh, 2000*



Justin Kokoskie is in his 11th year as the head men's basketball athletic trainer. He handles the daily medical and health-related concerns of the players. Kokoskie is involved in the prevention, treatment and constant care of the players' injuries. He also educates the student-athletes so that they can remain healthy and return to the basketball court.

Two-time NBA champion Luke Walton refers to Kokoskie as "the best basketball athletic trainer on any level," while former Wildcat All-American and current NBA standout Jerryd Bayless calls him "a great trainer and an even better person."

In addition to his basketball duties, Kokoskie serves as the head athletic trainer for Arizona's nationally ranked men's and women's golf teams. Prior to joining the men's basketball program in 2002-03, Kokoskie spent the previous two seasons at Arizona as the athletic trainer for women's soccer and football. He also serves as an adjunct instructor at the university where he teaches an undergraduate sports medicine class.

In his spare time, Kokoskie serves as the personal caddy for his friend, and former UA All-American and current professional golfer, Chris Nallen. A former college golfer himself, Kokoskie was on the bag as Nallen won his first professional tournament, the Nationwide Tour's Gila River Classic at Wild Horse Pass Resort, by eight strokes on Oct. 10, 2004.


Kokoskie graduated from the University of Pittsburgh in May 2000 with a bachelor's degree in sports medicine. He earned his master's degree in education from Arizona in 2002 and is currently completing work on his Ph.D.

Kokoskie was married in June 2002 to the former Laura (Katie) Fischer. The couple has one son, Jackson (7), and a daughter, Gianna (4).



**Danny Peters**

*Assistant Director of Basketball Operations  
Third Year at Arizona  
Ohio State, 2010*



Now in his third year on staff, Danny Peters was promoted to assistant director of basketball operations in August 2012.

Peters will oversee Arizona's video scouting efforts and is responsible for the organization, breakdown, scouting and presentation of game film. He also will handle player edits for individual players' use and create recruiting videos as well as recruiting game tape for coaches' evaluation.

Administratively, he will supervise the academic progress of each student-athlete within the program, as all 23 players to complete their eligibility under Miller have earned their degrees. Peters is also co-director of the Sean Miller Basketball Camps and will coordinate UA former player outreach.

Peters has long had a coaching career in his sights. Starting his Buckeye career as a manager in 2005-06, Peters has helped train OSU standout guards Mike Conley Jr., Jamar Butler and Evan Turner for game action. Short on players for the 2006-07 campaign, Peters was added to the active roster.

He made a total of 35 appearances in his four-year career, helping the Buckeyes to 110 victories, which was a school record at the time of his graduation, three Big Ten championships (2006, '07, '10), two Big Ten tournament titles (2007, '10), an appearance in the Final Four (2007) and one N.I.T. championship (2008).

Counting his managerial experience, Peters left Columbus with a total of five varsity letters.

**A** Peters originally joined the Wildcat support staff as a graduate manager in August 2010, aiding the coaching staff in player and team workouts in addition to a multitude of video and operational responsibilities. His tireless work ethic and basketball insights infused new energy into Arizona's individual workouts.

Hailing from Cincinnati, Ohio, Peters earned a bachelor's degree in special education from Ohio State in 2010. His father, Dan, is the director of basketball operations at the University of Akron.

**JayDee Luster**

*Graduate Manager  
First Year at Arizona  
Wyoming, 2012*



2012 Mountain West Conference defensive player of the year JayDee Luster is the newest member of the Arizona basketball support staff, joining the program in August 2012 as a graduate manager.

Luster will aid the coaching staff in player and team workouts in addition to various operational and video responsibilities while he pursues a postgraduate degree.

A three-year starter as a point guard for the University of Wyoming, Luster was the Mountain West Conference defensive player of the year, a member of the league's all-defensive team and an honorable mention all-conference selection in 2011-12. He guided the Cowboys to a 21-12 record last season and a berth in the College Basketball Invitational. All told, it was Wyoming's first 20-win season since 2002-03 and the program's first postseason appearance in four years.

Luster averaged 5.3 points, 2.1 rebounds and 3.7 assists per game in 33 appearances (32 starts) as a senior. He ranked 32nd nationally with a 2.35 assist:turnover ratio and ranked sixth in the Mountain West in assists. Four of his 12 double-figure scoring games came in 2011-12, including a career-high 18 points on Dec. 13 vs. UC-Irvine. He passed out a career high of 11 assists on Nov. 18, 2009, against Peru State.

Over his three seasons in Laramie (2008-12), Luster averaged 5.6 points, 2.4 rebounds and 3.8 assists per game in 90 appearances. He capped his career ranked eighth on UW's all-time assist list with 344 and ranked 14th with 81 starts.

He also played one season (2007-08) at New Mexico State.

Originally from San Diego, Calif., Luster earned degrees in social science and criminal justice from Wyoming in 2012. He attended Hoover High School and played for coach Ollie Goulston, the same as current Wildcat forward Angelo Chol.

**Support Staff**



**Brian Brigger**  
*Assistant Director/  
Equipment Operations*




**John Daley**  
*Director/  
Video Production*



**Marissa Elias-Castaneda**  
*Administrative Associate*




**Mike Hausler**  
*Videographer/  
Producer &  
In-Game Director*



**Richard Paige**  
*Associate Director/  
Communications Services*



**Dr. Don Porter**  
*Team Physician*



**Marisol Quiroz**  
*Assistant Director/  
C.A.T.S. Academics*

**2012-13 Managerial Staff**



**Blaise Babicke**  
*Tucson, Ariz.*




**David Buchannan**  
*Moorpark, Calif.*



**Will Burkett**  
*Watsonville, Calif.*



**Trevor Derrett**  
*San Diego, Calif.*




**T.J. Dorado**  
*Lake Oswego, Ore.*



**Preston Fawcett**  
*Kirkland, Wash.*



**Pharoah Green**  
*Los Angeles, Calif.*



**Jeremy Hunter**  
*Los Angeles, Calif.*




**David Miller**  
*Lavendale, Calif.*



**Margarito Najera**  
*Glendale, Ariz.*




**Cooper Pugnale**  
*Manhattan Beach, Calif.*




**Nick Radenkovich**  
*Downers Grove, Ill.*



**Ben Sander**  
*Cleves, Ohio*



**John Seavey**  
*Novato, Calif.*



**Kyle Vassey**  
*Tucson, Ariz.*

<b>2011-12 RECORD</b> ..... Overall	<b>Home</b>	<b>Away</b>	<b>Neutral</b>
ALL GAMES ..... 23-12	14-4	6-5	3-3
CONFERENCE ..... 12-6	7-2	5-4	0-0
NON-CONFERENCE ..... 11-6	7-2	1-1	3-3

##	Player	GP	GS	Min	Avg	TOTAL			3-PTS			FT	FTA	Pct	REBOUNDS				PF	FO	A	TO	Blk	Stl	Pts	Avg
						FG	FGA	Pct	3FG	FGA	Pct				Off	Def	Tot	Avg								
21	Fogg, Kyle	35	34	1124	32.1	140	333	.420	72	162	.444	120	152	.789	17	114	131	3.7	78	2	76	63	13	37	472	13.5
44	Hill, Solomon	35	35	1134	32.4	151	302	.500	37	95	.389	113	156	.724	76	195	271	7.7	91	3	91	86	18	36	452	12.9
33	Perry, Jesse	35	35	1065	30.4	147	303	.485	11	40	.275	123	175	.703	91	170	261	7.5	76	1	45	53	20	13	428	12.2
13	Johnson, Nick	35	28	983	28.1	99	268	.369	40	125	.320	74	109	.679	19	95	114	3.3	79	3	85	67	19	26	312	8.9
11	Turner, Josiah	29	17	721	24.9	63	151	.417	7	31	.226	64	102	.627	23	66	89	3.1	51	2	70	60	8	31	197	6.8
24	Lavender, Brendon	35	3	564	16.1	63	133	.474	55	113	.487	10	16	.625	4	33	37	1.1	39	0	28	18	5	6	191	5.5
20	Mayes, Jordin	29	16	512	17.7	46	131	.351	20	69	.290	24	31	.774	8	38	46	1.6	44	0	31	28	2	26	136	4.7
30	Chol, Angelo	35	0	427	12.2	40	71	.563	0	0	.000	19	28	.679	30	50	80	2.3	74	1	5	23	29	13	99	2.8
03	Parrom, Kevin	20	1	311	15.6	33	82	.402	14	42	.333	18	29	.621	18	39	57	2.9	21	0	33	16	3	4	98	4.9
14	Natyazhko, Kyril	22	6	160	7.3	11	28	.393	1	4	.250	1	4	.250	13	22	35	1.6	25	0	4	9	2	2	24	1.1
52	Wiepking, Max	4	0	7	1.8	1	1	1.000	1	1	1.000	1	2	500	0	3	3	0.8	0	0	0	0	0	0	0	1.0
50	Jacobson, Alex	8	0	21	2.6	1	6	.167	0	0	.000	0	0	.000	0	3	3	0.4	4	0	3	1	2	1	2	0.3
01	Johnson, Sidiki	3	0	7	2.3	0	2	.000	0	0	.000	1	2	500	1	1	2	0.7	1	0	0	1	1	0	1	0.3
00	Wise, Dondre	7	0	8	1.1	0	0	.000	0	0	.000	0	0	.000	0	1	1	0.1	1	0	2	1	0	0	0	0.0
05	Arvizo, Robert	1	0	3	3.0	0	0	.000	0	0	.000	0	0	.000	0	0	0	0.0	1	0	0	1	0	0	0	0.0
51	Crawford, Quinton	2	0	2	1.0	0	1	.000	0	1	.000	0	0	.000	0	0	0	0.0	0	0	0	0	0	0	0	0.0
55	Mellon, Drew	1	0	1	1.0	0	0	.000	0	0	.000	0	0	.000	0	0	0	0.0	1	0	0	0	0	0	0	0.0
TEAM															49	58	107	3.1	2			9				
Total.....		35		7050		795	1812	.439	258	683	.378	568	806	.705	349	888	1237	35.3	588	12	473	436	122	195	2416	69.0
Opponents.....		35		7050		799	1969	.406	170	596	.285	428	644	.665	380	793	1173	33.5	667	21	403	415	108	198	2196	62.7

<b>SCORE BY PERIODS:</b>	<b>1st</b>	<b>2nd</b>	<b>OT</b>	<b>Total</b>
Arizona	1138	1263	15	2416
Opponents	1075	1108	13	2196

**Pac-12 Conference Games Only**

##	Player	GP	GS	Min	Avg	TOTAL			3-PTS			FT	FTA	Pct	REBOUNDS				PF	FO	A	TO	Blk	Stl	Pts	Avg
						FG	FGA	Pct	3FG	FGA	Pct				Off	Def	Tot	Avg								
21	Fogg, Kyle	18	17	583	32.4	77	188	.410	40	96	.417	67	81	.827	12	65	77	4.3	38	1	42	34	8	18	261	14.5
44	Hill, Solomon	18	18	588	32.7	77	149	.517	19	43	.442	53	82	.646	41	100	141	7.8	43	1	40	45	9	19	226	12.6
33	Perry, Jesse	18	18	552	30.7	75	165	.455	1	13	.077	71	103	.689	51	76	127	7.1	40	0	26	22	10	7	222	12.3
13	Johnson, Nick	18	17	506	28.1	48	135	.356	22	65	.338	37	56	.661	15	57	72	4.0	46	2	38	37	8	13	155	8.6
24	Lavender, Brendon	18	3	335	18.6	41	82	.500	36	72	.500	6	11	.545	3	15	18	1.0	26	0	18	11	3	3	124	6.9
11	Turner, Josiah	18	16	490	27.2	39	90	.433	3	13	.231	38	63	.603	16	43	59	3.3	30	1	49	39	8	23	119	6.6
30	Chol, Angelo	18	0	196	10.9	19	33	.576	0	0	.000	13	18	.722	13	17	30	1.7	39	0	2	12	15	3	51	2.8
03	Parrom, Kevin	9	0	143	15.9	16	35	.457	6	17	.353	8	15	.533	5	23	28	3.1	9	0	15	7	1	2	46	5.1
20	Mayes, Jordin	12	1	182	15.2	13	41	.317	3	19	.158	8	10	.800	2	12	14	1.2	15	0	17	11	0	12	37	3.1
14	Natyazhko, Kyril	8	0	30	3.8	2	6	.333	0	1	.000	1	2	.500	3	5	8	1.0	7	0	0	2	0	0	5	0.6
52	Wiepking, Max	2	0	3	1.5	1	1	1.000	1	1	1.000	0	0	.000	0	2	2	1.0	0	0	0	0	0	0	3	1.5
50	Jacobson, Alex	5	0	10	2.0	0	3	.000	0	0	.000	0	0	.000	0	1	1	0.2	3	0	3	0	0	0	0	0.0
00	Wise, Dondre	4	0	4	1.0	0	0	.000	0	0	.000	0	0	.000	0	0	0	0.0	0	0	1	0	0	0	0	0.0
51	Crawford, Quinton	2	0	2	1.0	0	1	.000	0	1	.000	0	0	.000	0	0	0	0.0	0	0	0	0	0	0	0	0.0
55	Mellon, Drew	1	0	1	1.0	0	0	.000	0	0	.000	0	0	.000	0	0	0	0.0	1	0	0	0	0	0	0	0.0
TEAM															29	32	61	3.4	2			5				
Total.....		18		3625		408	929	.439	131	341	.384	302	441	.685	190	448	638	35.4	299	5	251	225	62	100	1249	69.4
Opponents.....		18		3625		412	1010	.408	78	278	.281	227	327	.694	191	409	600	33.3	351	10	215	215	68	106	1129	62.7

<b>SCORE BY PERIODS:</b>	<b>1st</b>	<b>2nd</b>	<b>OT</b>	<b>Total</b>
Arizona	594	646	9	1249
Opponents	538	590	1	1129

**2012 All-Pac-12 Team**

**FIRST TEAM**

Name	School	Pos	Yr.	Hometown
Allen Crabbe	CAL	G	So.	Los Angeles, Calif.
Jared Cunningham	OSU	G	Jr.	Oakland, Calif.
Kyle Fogg	ARIZ	G	Sr.	Brea, Calif.
Jorge Gutierrez	CAL	G	Sr.	Chihuahua, Mexico
Solomon Hill	ARIZ	F	Jr.	Los Angeles, Calif.
Devoe Joseph	ORE	G	Sr.	Pickering, Ontario, Canada
Brock Motum	WSU	F	Jr.	Brisbane, Queensland, Australia
Andre' Roberson	COLO	F	So.	San Antonio, Texas
Terrence Ross	WASH	G	So.	Portland, Ore.
Tony Wroten	WASH	G	Fr.	Seattle, Wash.

**SECOND TEAM**

Name	School	Pos	Yr.	Hometown
Carlton Brown	COLO	G	Sr.	Riverside, Calif.
Lazeric Jones	UCLA	G	Sr.	Chicago, Ill.
Harper Kamp	CAL	F	Sr.	Mesa, Ariz.
Josh Owens	STAN	F	Sr.	Kennesaw, Ga.
E.J. Singler	ORE	F	Jr.	Medford, Ore.

**Honorable Mention** (also receiving 3 votes): Justin Cobbs (CAL, So., G), Reggie Moore (WSU, Jr., G), Jesse Perry (ARIZ, Sr., F), Garrett Sim (ORE, Sr., G), David Wear (UCLA, So., F), C.J. Wilcox (WASH, So., G).

**2012 Pac-12 All-Freshman Team**

Name	School	Pos	Hometown
Spencer Dinwiddie	COLO	G	Woodland Hills, Calif.
Nick Johnson	ARIZ	G	Gilbert, Ariz.
David Kravish	CAL	F	Lee's Summit, Mo.
Chasson Randle	STAN	G	Rock Island, Ill.
Tony Wroten	WASH	G	Seattle, Wash.

**Honorable Mention:** DaVonte' Lacy (WSU, G), Josiah Turner (ARIZ, G).

**2011-12 Pac-12 Conference  
Players of the Week**

Nov. 14	C.J. Wilcox, So., G, Washington
Nov. 21	Jared Cunningham, Jr., G, Oregon St.
Nov. 28	Maurice Jones, So., G, USC
Dec. 5	Solomon Hill, Jr., F, Arizona
Dec. 12	Brock Motum, Jr., F, Washington St.
Dec. 19	Ahmad Starks, So., G, Oregon State
Dec. 26	Solomon Hill, Jr., F, Arizona
Jan. 2	Tony Wroten, Fr., G, Washington
Jan. 9	Carlton Brown, Sr., G, Colorado
Jan. 16	Terrence Ross, So., G, Washington
Jan. 23	Faisal Aden, Sr., G, Washington St.
Jan. 30	Jared Cunningham, Jr., G, Oregon St.
Feb. 6	Kyle Fogg, Sr., G, Arizona
Feb. 13	E.J. Singler, Jr., F, Oregon
Feb. 20	Justin Cobbs, So., G, California
Feb. 27	Kyle Fogg, Sr., G, Arizona
March 5	Lazeric Jones, Sr., G, UCLA

2011-12 Season Schedule & Results (23-12, 12-6 Pac-12)

Date	Time	Opponent	Score	Attend
11/7/11	7 p.m. MST	% VALPARAISO	W 73-64	12871
11/9/11	7 p.m. MST	% DUQUESNE	W 67-59	13289
11/13/11	4 p.m. MST	W BALL STATE	W 73-63	12833
11/17/11	9:30 p.m. ET	^ vs. St. John's	W 81-72	9036
11/18/11	7 p.m. EST	^ vs. Mississippi State	57-67 L	6338
11/23/11	6:30 p.m. MT	SAN DIEGO STATE	57-61 L	13761
11/29/11	7 p.m. MST	at New Mexico State	W 83-76	7966
12/3/11	4:30 p.m. MT	NORTHERN ARIZONA	W 53-39	13811
12/7/11	7 p.m. EST	at Florida	72-78 Lot	10531
12/10/11	2 p.m. MST	CLEMSON	W 63-47	12790
12/17/11	1 p.m. PST	+ vs. Gonzaga	60-71 L	15127
12/20/11	6 p.m. MST	OAKLAND	W 85-73	13735
12/22/11	5 p.m. MST	BRYANT	W 100-60	13744
12/31/11	3:30 p.m. MT	* ARIZONA STATE	W 68-51	14499
1/5/12	8 p.m. PST	*# at UCLA	58-65 L	9247
1/8/12	2:30 p.m. PT	* at USC	W 57-46	5112
1/12/12	6:30 p.m. MT	* OREGON STATE	Wot 81-73	14142
1/14/12	1:30 p.m. MT	* OREGON	57-59 L	14553
1/19/12	6:30 p.m. MT	* at Utah	W 77-51	8492
1/21/12	4:07 p.m. MT	* at Colorado	63-64 L	11056
1/26/12	8:30 p.m. MT	* WASHINGTON STATE	W 85-61	14138
1/28/12	5 p.m. MST	* WASHINGTON	67-69 L	14604
2/2/12	8 p.m. PST	* at California	W 78-74	9690
2/4/12	Noon PST	* at Stanford	W 56-43	6231
2/9/12	7 p.m.	* COLORADO	W 71-57	14225
2/11/12	Noon MST	* UTAH	W 70-61	14084
2/16/12	6 p.m. PST	* at Washington State	W 76-72	3616
2/18/12	Noon PST	* at Washington	70-79 L	10000
2/23/12	6:30 p.m. MT	* USC	W 70-54	14593
2/25/12	Noon MST	* UCLA	W 65-63	14724
3/4/12	1:30 p.m. MT	* at Arizona State	80-87 L	7864
3/8/12	3 p.m. PST	\$ vs. UCLA	W 66-58	8780
3/9/12	6 p.m. PST	\$ vs. Oregon State	W 72-61	11615
3/10/12	3:15 p.m. PT	\$ vs. Colorado	51-53 L	11197
3/14/12	6 p.m. PDT	& BUCKNELL	54-65 L	8433

\* = Pac-12 Conference game  
 % = 2K Sports Classic benefiting Coaches vs. Cancer, Tucson, Ariz.  
 ! = Fiesta Bowl Basketball Classic, Tucson, Ariz.  
 + = State Farm Battle in Seattle, Seattle, Wash.  
 # = John R. Wooden Classic, Anaheim, Calif.  
 \$ = Pacific Life Pac-12 Tournament, Los Angeles, Calif.  
 & = 2012 National Invitation Tournament, Tucson, Ariz.

ATTENDANCE SUMMARY	GAMES	TOTALS	AVG/GAME
HOME	18	244829	13602
AWAY	11	89805	8164
NEUTRAL	6	62093	10349
TOTAL	35	396727	11335

Final 2011-12 Pac-12 Conference Men's Basketball Standings

	CONFERENCE					OVERALL					
	W	L	Pct.	Home	Away	W	L	Pct.	Home	Away	Neut.
Washington (NIT)	14	4	.778	8-1	6-3	24	11	.686	18-2	6-5	0-4
California (NCAA)	13	5	.722	8-1	5-4	24	10	.706	17-1	5-6	2-3
Oregon (NIT)	13	5	.722	7-2	6-3	24	10	.706	17-3	7-5	0-2
<b>ARIZONA (NIT)</b>	<b>12</b>	<b>6</b>	<b>.667</b>	<b>7-2</b>	<b>5-4</b>	<b>23</b>	<b>12</b>	<b>.657</b>	<b>14-4</b>	<b>6-5</b>	<b>3-3</b>
#Colorado (NCAA)	11	7	.611	8-1	3-6	24	12	.667	14-2	4-7	6-3
UCLA	11	7	.611	8-1	3-6	19	14	.576	14-4	3-7	2-3
Stanford (NIT)	10	8	.556	7-2	3-6	26	11	.703	17-3	5-6	4-2
Oregon State (CBI)	7	11	.389	5-4	2-7	21	15	.583	14-6	4-7	3-2
Washington State (CBI)	7	11	.389	5-4	2-7	19	18	.514	13-4	5-10	1-4
Arizona State	6	12	.333	5-4	1-8	10	21	.323	7-10	2-8	1-3
Utah	3	15	.167	3-6	0-9	6	25	.194	6-9	0-12	0-4
USC	1	17	.056	1-8	0-9	6	26	.188	4-12	1-12	1-2

# - Pacific Life Pac-12 Tournament Champion

2012 Pac-12 Conference Postseason Honors

**Pac-12 Player of the Year:** Jorge Gutierrez, G, California  
**Pac-12 Freshman of the Year:** Tony Wroten, G, Washington  
**Pac-12 Defensive Player of the Year:** Jorge Gutierrez, G, California  
**Pac-12 Most Improved Player:** Brock Motum, F, Washington State  
**Pac-12 Coach of the Year:** Lorenzo Romar, Washington

2011-12 Arizona Honors

- Kyle Fogg**
- Bank of the West Pac-12 Player of the Week (Feb. 6)
  - Bank of the West Pac-12 Player of the Week (Feb. 27)
  - First team all-Pac-12 Conference
  - Pac-12 Conference all-defensive team
  - First team USBWA all-District IX
  - Pacific Life Pac-12 Conference all-tournament team
- Solomon Hill**
- Bank of the West Pac-12 Player of the Week (Dec. 5)
  - Bank of the West Pac-12 Player of the Week (Dec. 26)
  - First team all-Pac-12 Conference
  - Pacific Life Pac-12 Conference all-tournament team
  - First team NABC all-District 20
- Nick Johnson**
- Fiesta Bowl Classic Most Valuable Player
  - Pac-12 Conference all-freshman team
- Kevin Parrom**
- 2012 N4A Wilma Rudolph Award
- Jesse Perry**
- 2K Sports Classic benefiting CvC all-tournament team
  - Pac-12 honorable mention all-conference
  - Pacific Life Pac-12 Conference all-tournament team
- Josiah Turner**
- Wayman Tisdale Award preseason watch list
  - Pac-12 honorable mention all-freshman

2011-12 Boxscores

Game 1

No. 16 Arizona 73, Valparaiso 64  
 2K Sports Classic benefiting Coaches vs. Cancer  
 Nov. 7, 2011 • Tucson, Ariz.

Arizona opened the second half with a 16-3 burst to break things open en route to a nine-point win. The Cats were 6-of-11 from the field in the run that covered the first 8:08, but forced the Crusaders to miss all eight shots and commit five turnovers in the span. With three players in double figures, Arizona built as much as a 20-point lead in the game.

Valparaiso	Min	FG-A	FT-A	Reb	Ast	PF	TP
Ryan Broekhoff, f	32	6-13	3-3	9	0	3	18
Kevin Van Wijk, f	26	5-8	8-13	7	1	3	18
Erik Buggs, g	30	2-6	2-4	5	2	5	6
Jay Harris, g	27	2-8	2-2	1	3	2	7
Matt Kenney, g	30	3-8	0-0	4	2	4	6
Richie Edwards	18	2-6	0-0	2	3	2	4
Hrvoje Vucic	4	0-1	0-0	1	0	1	0
Tommy Kurth	10	0-0	0-0	0	1	1	0
Will Bogan	23	1-2	2-2	2	3	2	5
Team				1			
Totals	200	21-52	17-24	32	15	23	64
Arizona	Min	FG-A	FT-A	Reb	Ast	PF	TP
Jesse Perry, f	28	7-10	0-1	10	0	1	14
Solomon Hill, f	24	2-6	4-4	4	3	4	8
Kyryl Natyazhko, c	15	0-1	0-0	3	0	4	0
Josiah Turner, g	21	1-6	5-8	2	1	2	7
Kyle Fogg, g	30	5-7	6-8	4	1	2	16
Sidiki Johnson	1	0-2	0-0	0	0	0	0
Nick Johnson	25	2-4	8-9	3	6	0	14
Jordin Mayes	18	3-7	0-2	0	0	3	8
Brendon Lavender	15	0-0	0-0	1	0	0	0
Angelo Chol	23	3-5	0-0	6	1	5	6
Team				1			
Totals	200	23-48	23-32	34	12	21	73

**Halftime:** Arizona 32, Valparaiso 30. **3-Point Goals:** Valparaiso 5-20 (Broekhoff 3-9, Harris 1-4, Bogan 1-2, Kenney 0-3, Edwards 0-2). Arizona 4-11 (Mayes 2-4, Natyazhko 2-2, Perry 0-2, Turner 0-2, Hill 0-1). **Turnovers:** Valparaiso 18, Arizona 15. **Officials:** Michael Reed, David Hall, Larry Spaulding. **A:** 12,871.

**Game 2**

**No. 16 Arizona 67, Duquesne 59**  
2K Sports Classic benefiting Coaches vs. Cancer  
Nov. 9, 2011 • Tucson, Ariz.

Arizona enjoyed a similar storyline, enduring a sluggish first half, posting a strong second-half run and holding on in the end. Jordin Mayes was key, scoring 14 of his career-high 19 points in the second half, including eight points in a 13-2 run over 2:47 late in the period. Jesse Perry (11) and Solomon Hill (9) combined for 20 of UA's 43 boards on the way to a +11 margin on the glass.

Duquesne	Min	FG-A	FT-A	Reb	Ast	PF	TP
Andre Marhold, f	22	2-4	0-4	4	0	5	4
B.J. Monteiro, f	22	4-11	0-0	2	1	4	9
Eric Evans, g	21	3-8	6-7	2	1	1	13
T.J. McConnell, g	37	4-12	1-2	6	4	2	9
Sean Johnson, g	24	5-10	2-2	2	1	2	13
Mike Talley	23	0-4	7-9	1	1	2	7
Jerry Jones	15	1-3	0-0	1	1	4	3
Kadeem Pantophlet	18	0-5	0-0	4	0	4	0
Mamadou Datt	17	0-1	1-2	5	0	1	1
Derrick Martin	1	0-0	0-0	0	0	1	0
Team				5			
Totals	200	19-58	17-26	32	9	26	59

Arizona	Min	FG-A	FT-A	Reb	Ast	PF	TP
Jesse Perry, f	34	3-5	5-6	11	0	2	11
Solomon Hill, f	27	0-3	7-10	9	4	4	7
Kyryl Natyazhko, c	6	1-1	0-0	1	0	1	2
Jordin Mayes, g	27	6-10	3-5	2	1	2	19
Kyle Fogg, g	25	2-9	2-2	4	1	4	7
Josiah Turner	21	0-1	0-0	1	3	1	0
Nick Johnson	25	1-5	6-10	0	1	4	8
Brendon Lavender	14	3-5	0-0	4	2	0	7
Angelo Chol	21	3-5	0-1	7	1	1	6
Team				4			
Totals	200	19-44	23-34	43	13	19	67

**Halftime:** Duquesne 30, Arizona 28. **3-Point Goals:** Duquesne 4-25 (Monteiro 1-4, Evans 1-4, Johnson 1-4, Jones 1-3, Pantophlet 0-4, McConnell 0-3, Talley 0-2, Marhold 0-1). Arizona 6-17 (Mayes 4-7, Fogg 1-3, Lavender 1-2, Hill 0-2, Perry 0-1, Turner 0-1, N. Johnson 0-1). **Turnovers:** Duquesne 10, Arizona 20. **Officials:** Verne Harris, Michael Greenstein, Don McAllister. **A:** 13,289.

**Game 3**

**No. 16 Arizona 73, Ball State 63**  
Nov. 13, 2011 • Tucson, Ariz.

Solomon Hill and Kyle Fogg combined for 22 second-half points as Arizona rallied for a 10-point win. UA shot more efficiently, posted a +7 margin on the boards and forced five more turnovers as it erased an 11-point deficit and outscored Ball State, 44-25, in the period. The Cats outscored the Cardinals 31-6 from the free throw line, including 19-3 in the second half. Hill notched his first career double-double and Kevin Parrom made his first appearance of the season since suffering a gunshot wound on Sept. 23.

Ball State	Min	FG-A	FT-A	Reb	Ast	PF	TP
Chris Bond, f	23	0-1	4-6	4	0	3	4
Tyler Koch, f	18	1-5	0-2	2	1	5	2
Jarrold Jones, f	37	11-15	0-1	9	0	4	25
Randy Davis, g	36	3-9	0-0	4	11	5	7
Jauwan Scaife, g	30	5-17	0-0	4	1	3	14
Zeke Chapman	5	0-1	0-0	0	0	0	0
Aaron Adeoye	18	0-0	0-0	2	0	4	0
Pierre Sneed	8	0-0	0-0	0	0	2	0
Jesse Berry	25	4-11	2-4	0	0	2	11
Team				4			
Totals	200	24-59	6-13	29	13	28	63

Arizona	Min	FG-A	FT-A	Reb	Ast	PF	TP
Jesse Perry, f	32	2-9	2-4	4	2	2	7
Solomon Hill, f	38	4-6	7-10	11	3	1	16
Kyryl Natyazhko, c	13	2-3	0-2	3	0	0	5
Jordin Mayes, g	20	0-3	2-2	3	1	3	2
Kyle Fogg, g	32	5-12	8-9	3	0	3	21
Sidiki Johnson	4	0-0	1-2	2	0	1	1
Kevin Parrom	18	1-3	3-4	4	2	1	6
Nick Johnson	24	2-6	5-7	3	1	1	9
Brendon Lavender	9	1-1	3-3	1	1	2	6
Angelo Chol	10	0-0	0-0	2	0	1	0
Team				3			
Totals	200	17-43	31-43	39	10	15	73

**Halftime:** Ball State 38, Arizona 29. **3-Point Goals:** Ball State 9-28 (Scaife 4-9, Jones 3-3, Davis 1-6, Berry 1-6, Koch 0-3, Chapman 0-1). Arizona 8-20 (Fogg 3-5, Perry 1-3, Parrom 1-3, Hill 1-2, Natyazhko 1-2, Lavender 1-1, Mayes 0-2, N. Johnson 0-2). **Turnovers:** Ball State 9, Arizona 13. **Officials:** Jeff Ketchu, Brett Nansel, Melvin Landry. **A:** 12,833.

**Game 4**

**No. 15 Arizona 81, St. John's 72**  
2K Sports Classic benefiting Coaches vs. Cancer  
Nov. 17, 2011 • New York, N.Y.

Trailing by eight points with 7:17 to go, Arizona rattled off a 23-6 run to close the game and earn the win. UA connected on 8-of-11 field goals in the spurt and limited the Red Storm to just one field goal and four free throws. Arizona hit 14 treys in the game to offset 51.1 percent shooting by St. John's, outrebounded SJU by two and forced 17 turnovers.

St. John's	Min	FG-A	FT-A	Reb	Ast	PF	TP
D'Angelo Harrison, f	37	4-10	7-9	4	3	4	16
Sir/Dominic Pointer, f	25	2-2	0-2	7	1	5	4
Moe Harkless, c	38	5-10	3-4	9	1	2	13
Nurideen Lindsey, g	27	6-10	6-7	5	2	5	18
Malik Stith, g	16	1-3	3-4	2	1	1	5
Phil Greene	28	4-6	2-2	0	1	3	12
God'sgift Achiuwa	29	2-6	0-2	2	0	0	4
Team				4			
Totals	200	24-47	21-30	33	9	20	72

Arizona	Min	FG-A	FT-A	Reb	Ast	PF	TP
Jesse Perry, f	31	4-10	3-4	10	0	2	11
Solomon Hill, f	31	4-7	5-6	7	3	4	15
Kyryl Natyazhko, c	11	0-1	0-0	2	1	1	0
Jordin Mayes, g	21	3-7	4-4	1	1	4	12
Kyle Fogg, g	33	3-9	4-4	3	6	3	13
Sidiki Johnson	2	0-0	0-0	0	0	0	0
Kevin Parrom	19	2-8	0-1	3	5	4	6
Josiah Turner	19	3-6	1-2	3	1	2	8
Nick Johnson	20	4-9	0-0	2	1	3	11
Brendon Lavender	4	1-1	0-0	0	0	0	3
Angelo Chol	9	1-2	0-0	2	0	2	2
Team				1			
Totals	200	25-60	17-21	34	18	25	81

**Halftime:** Arizona 44, St. John's 41. **3-Point Goals:** St. John's 3-8 (Greene 2-2, Harrison 1-3, Lindsey 0-2, Harkless 0-1). Arizona 14-29 (Fogg 3-7, N. Johnson 3-5, Mayes 2-5, Hill, 2-4, Parrom 2-4, Turner 1-3, Lavender 1-1). **Turnovers:** St. John's 17, Arizona 10. **Officials:** Jeff Clark, Jeff Anderson, Ray Natili. **A:** 9,036.

**Game 5**

**Mississippi State 67, No. 15 Arizona 57**  
2K Sports Classic benefiting Coaches vs. Cancer  
Nov. 18, 2011 • New York, N.Y.

Mississippi State put its size and experience to good use in posting a 10-point win. The Bulldogs held a 38-24 advantage in points in the paint and a 13-7 lead in turnover points. MSU never trailed in the contest, weathering seven separate possessions where UA had a chance to take the lead but couldn't convert. Jesse Perry collected his fourth double-double of the season and was named to the all-tournament team.

Arizona	Min	FG-A	FT-A	Reb	Ast	PF	TP
Jesse Perry, f	31	5-11	0-3	10	1	1	11
Solomon Hill, f	35	6-11	0-0	9	0	3	12
Kyryl Natyazhko, c	18	1-2	0-0	6	2	2	2
Jordin Mayes, g	20	3-6	0-0	1	0	4	8
Kyle Fogg, g	28	3-7	1-2	1	1	2	7
Kevin Parrom	14	1-3	0-0	0	0	1	3
Josiah Turner	17	2-6	4-4	2	2	1	8
Nick Johnson	25	2-9	0-0	2	3	1	6
Brendon Lavender	5	0-0	0-0	0	0	0	0
Angelo Chol	2	0-0	0-0	0	0	2	0
Alex Jacobson	5	0-2	0-0	0	0	0	0
Team				3			
Totals	200	23-57	5-9	34	9	17	57

Mississippi St.	Min	FG-A	FT-A	Reb	Ast	PF	TP
Renardo Sidney, f	20	4-8	0-1	2	1	2	8
Arnett Moultrie, f	25	8-9	3-3	10	1	3	19
Dee Bost, g	38	3-12	1-2	5	6	1	8
Rodney Hood, g	32	3-8	2-2	2	0	2	9
Brian Bryant, g	32	2-7	0-0	5	0	3	6
Jalen Steele	13	2-4	0-0	1	1	0	4
Roquez Johnson	1	0-0	0-0	0	0	0	0
Wendell Lewis	24	2-3	2-2	7	0	1	6
DeVill Smith	15	2-6	3-7	3	2	1	7
Team				3			
Totals	200	26-57	11-17	38	11	13	67

**Halftime:** Mississippi State 35, Arizona 34. **3-Point Goals:** Arizona 6-20 (N. Johnson 2-7, Mayes 2-5, Perry 1-3, Parrom 1-2, Hill 0-1, Fogg 0-1, Turner 0-1). Mississippi State 4-16 (Bryant 2-3, Bost 1-6, Hood 1-4, Steele 0-2, Smith 0-1). **Turnovers:** Arizona 9, Mississippi State 10. **Officials:** Tim Higgins, Wally Rutecki, Bob Donato. **A:** 6,338.

**Game 6**

**San Diego State 61, No. 23 Arizona 57**  
Nov. 23, 2011 • Tucson, Ariz.

San Diego State sprinted to a 21-4 lead and Arizona never recovered. The Cats did manage to cut it to two at the break before falling behind by double figures again in the second half only to make it close at the end. Led by Chase Tapley, the Aztecs made every play when it mattered and ended Arizona's 22-game homecourt win streak.

San Diego State	Min	FG-A	FT-A	Reb	Ast	PF	TP
Garrett Green, f	25	1-5	0-0	7	1	0	2
Tim Shelton, f	33	3-5	0-0	6	3	3	6
Xavier Thames, g	33	3-9	1-2	2	2	3	9
James Rahon, g	34	4-8	4-9	4	0	2	13
Chase Tapley, g	34	7-12	0-2	3	4	1	17
Alec Williams	3	1-2	0-0	1	0	2	2
LaBradford Franklin	9	0-2	0-0	1	0	1	0
Jamaal Franklin	15	3-7	0-2	5	2	4	8
DeShawn Stephens	14	2-3	0-0	4	0	3	4
Team				3			
Totals	200	24-53	5-15	36	12	19	61

Arizona	Min	FG-A	FT-A	Reb	Ast	PF	TP
Jesse Perry, f	26	2-7	4-4	11	2	5	9
Solomon Hill, f	29	4-12	5-6	9	2	4	14
Kyryl Natyazhko, c	12	0-2	0-0	2	0	0	0
Jordin Mayes, g	14	1-6	0-0	1	0	0	2
Kyle Fogg, g	31	2-6	1-2	2	0	1	5
Kevin Parrom	14	1-5	2-2	3	2	1	5
Josiah Turner	26	4-9	2-2	1	1	0	10
Nick Johnson	27	4-7	0-1	7	1	3	10
Brendon Lavender	2	0-1	0-0	1	0	0	0
Angelo Chol	19	1-2	0-0	1	0	2	2
Team				2			
Totals	200	19-57	14-17	40	8	16	57

**Halftime:** San Diego State 31, Arizona 29. **3-Point Goals:** San Diego State 8-12 (Tapley 3-4, J. Franklin 2-5, Thames 2-2, Rahon 1-1). Arizona 5-26 (N. Johnson 2-4, Hill 1-6, Perry 1-4, Parrom 1-4, Turner 0-2, Mayes 0-2, Fogg 0-2, Natyazhko 0-1, Lavender 0-1). **Turnovers:** San Diego State 14, Arizona 13. **Officials:** Mike Littlewood, Kevin Brill, D.G. Nelson. **A:** 13,761.

**Game 7**

**Arizona 83, New Mexico State 76**  
Nov. 29, 2011 • Las Cruces, N.M.

Arizona used a 14-2 run late in the second half to take control then held on for a hard-fought and much-needed road win. Kyle Fogg, whose trey gave UA the lead for good at the 10:27 mark and Nick Johnson each had five points in the run as the Cats won in Las Cruces for the first time since 1963. Arizona shot better than 50 percent from the field for the first time this season and posted season-high totals of 83 points and 19 assists.

Arizona	Min	FG-A	FT-A	Reb	Ast	PF	TP
Jesse Perry, f	34	6-11	2-2	12	2	0	15
Solomon Hill, f	31	5-8	1-1	6	7	4	12
Nick Johnson, g	34	8-14	1-1	0	2	3	19
Jordin Mayes, g	18	2-4	2-2	3	1	1	8
Kyle Fogg, g							

Game 8

Arizona 53, Northern Arizona 39  
Dec. 3, 2011 • Tucson, Ariz.

Kyle Fogg hit three treys in the first 2:24 of the second half to spur a 10-2 burst that essentially put the game out of reach. Both teams struggled from the floor, but Arizona's long-range touch proved to be the difference as six of the Cats' 10 second-half field goals came from behind the arc. UA outrebounded NAU, 29-26, collected 15 assists and had a season-low seven turnovers. Solomon Hill led all scorers with 15 points, while Fogg finished with 11.

Northern Arizona	Min	FG-A	FT-A	Reb	Ast	PF	TP
Durrell Norman, f	30	1-3	0-0	8	0	1	2
Ephraim Ekanem, f	20	2-3	0-0	2	0	2	4
Stallon Saldivar, g	34	2-7	2-2	5	3	0	7
Colin Gruber, g	24	5-11	0-0	0	2	2	13
James Douglas, g	28	2-11	0-0	5	3	2	4
Michael Dunn	25	3-4	0-1	0	2	2	7
Gaellan Bewernick	12	0-1	0-2	2	2	1	0
Luis Flores	9	0-0	0-0	1	0	0	0
Max Jacobsen	14	1-2	0-0	0	1	1	2
Ben Olajinka	4	0-1	0-0	1	0	0	0
Team				2			
Totals	200	16-43	2-5	26	13	11	39

Arizona	Min	FG-A	FT-A	Reb	Ast	PF	TP
Jesse Perry, f	33	2-2	2-4	5	1	1	6
Solomon Hill, f	37	6-11	1-2	7	3	1	15
Nick Johnson, g	25	3-6	1-2	2	4	2	9
Jordin Mayes, g	16	0-4	0-0	1	1	0	0
Kyle Fogg, g	27	3-8	2-2	2	2	2	11
Kevin Parrom	13	1-4	0-0	2	1	1	2
Josiah Turner	24	2-5	0-2	5	1	1	5
Brendon Lavender	14	1-4	0-0	1	2	0	3
Angelo Chol	11	1-1	0-0	2	0	1	2
Team				2			
Totals	200	19-45	6-12	29	15	9	53

**Halftime:** Arizona 25, Northern Arizona 19. **3-Point Goals:** Northern Arizona 5-14 (Gruber 3-6, Saldivar 1-3, Dunn 1-2, Douglas 0-3). Arizona 9-26 (Fogg 3-6, Hill 2-5, N. Johnson 2-3, Lavender 1-4, Turner 1-3, Mayes 0-3, Parrom 0-2). **Turnovers:** Northern Arizona 9, Arizona 7. **Officials:** Michael Eggers, Mike Scyphers, Casey McClellan. **A:** 13,811.

Game 9

No. 12 Florida 78, Arizona 72 (OT)  
Dec. 7, 2011 • Gainesville, Fla.

Solomon Hill's three free throws with four seconds remaining in regulation forced an extra period, but Florida sank 8-of-12 free throws in overtime to pull away. UA led by seven points with 6:12 to go in the second half and withstood a 14-4 Florida run before Hill's momentary heroics. Turnovers and rebounding ultimately spelled doom for the Cats, as the Gators enjoyed a +6 margin in turnover points and a +13 margin in second-chance points.

Arizona	Min	FG-A	FT-A	Reb	Ast	PF	TP
Jesse Perry, f	35	8-11	4-6	7	2	1	23
Solomon Hill, f	32	1-7	3-3	7	3	5	5
Kevin Parrom, g	32	6-11	0-0	5	5	1	13
Nick Johnson, g	35	2-8	1-2	3	2	5	5
Kyle Fogg, g	40-	7-11	1-2	3	1	5	19
Dondre Wise	0+	0-0	0-0	0	0	0	0
Kyryl Natyazhko	2	0-0	0-0	0	0	0	0
Jordin Mayes	13	0-3	2-2	1	0	4	2
Brendon Lavender	19	1-2	0-0	1	1	1	3
Angelo Chol	17	1-2	0-0	4	0	3	2
Team				4			
Totals	225	26-55	11-15	35	14	26	72

Florida	Min	FG-A	FT-A	Reb	Ast	PF	TP
Patric Young, f	38	12-15	1-6	10	2	3	25
Will Yeguete, f	31	3-3	1-5	8	2	1	7
Kenny Boynton, g	38	2-11	4-7	5	3	2	9
Erving Walker, g	38	3-16	7-9	1	5	1	14
Bradley Beal, g	35	4-9	0-1	6	2	4	9
Mike Rosario	14	3-7	1-2	0	1	1	10
Scottie Wilbekin	8	0-1	0-0	2	0	1	0
Casey Prather	8	0-2	1-2	2	0	1	1
Erik Murphy	15	1-4	0-0	5	0	1	3
Team				8			
Totals	225	28-68	15-32	47	15	15	78

**Halftime:** Arizona 33, Florida 32. **End of Regulation:** Tied at 66. **3-Point Goals:** Arizona 9-24 (Fogg 4-6, Perry 3-5, Parrom 1-4, Lavender 1-2, N. Johnson 0-4, Mayes 0-2, Hill 0-1). Florida 7-26 (Rosario 3-4, Walker 1-9, Boynton 1-6, Beal 1-3, Murphy 1-2, Wilbekin 0-1, Prather 0-1). **Turnovers:** Arizona 17, Florida 10. **Officials:** Tony Greene, Antonio Petty, Ron Groover. **A:** 10,531.

Game 10

Arizona 63, Clemson 47  
Fiesta Bowl Classic

Dec. 10, 2011 • Tucson, Ariz.  
Led by Nick Johnson and Solomon Hill, UA shot better than 50 percent from the field for the second time this season and limited the Tigers to 32 percent accuracy. After Clemson cut an 18-point deficit to seven late in the second half, Hill dropped in four straight points in the paint and Johnson added four of his own to push the margin back to 15. Johnson was named Fiesta Bowl Classic MVP.

Clemson	Min	FG-A	FT-A	Reb	Ast	PF	TP
Bryan Nacrisse, f	13	0-1	0-0	0	0	1	0
Milton Jennings, f	21	2-6	0-0	7	0	4	4
Devin Booker, c	31	3-10	3-3	5	2	1	9
Tanner Smith, g	23	1-6	0-0	5	3	3	2
Andre Young, g	35	6-14	2-2	5	2	3	17
T.J. Sapp	24	1-8	0-0	0	1	2	2
Rod Hall	6	0-1	0-0	0	1	0	0
Catalin Baciu	8	2-3	0-0	1	0	1	4
Devin Coleman	5	0-2	0-0	0	0	0	0
Bernard Sullivan	16	1-3	0-0	2	0	2	2
K.J. McDaniels	18	3-6	0-0	1	0	1	7
Team				3			
Totals	200	19-60	5-5	30	9	18	47

Arizona	Min	FG-A	FT-A	Reb	Ast	PF	TP
Jesse Perry, f	28	2-6	0-0	2	1	2	4
Solomon Hill, f	34	6-9	0-0	7	6	0	13
Nick Johnson, g	28	7-9	0-0	2	1	0	14
Jordin Mayes, g	23	3-6	0-0	2	0	0	7
Kyle Fogg, g	34	1-6	5-8	7	4	3	8
Kevin Parrom	12	1-2	0-0	1	0	0	3
Josiah Turner	17	2-4	2-4	5	1	2	6
Kyryl Natyazhko	4	0-1	0-0	0	0	1	0
Brendon Lavender	7	1-2	0-0	0	0	0	3
Angelo Chol	13	2-4	1-2	5	1	3	5
Team				3			
Totals	200	25-49	8-14	34	24	11	63

**Halftime:** Arizona 29, Clemson 16. **3-Point Goals:** Clemson 4-19 (Young 3-9, McDaniels 1-2, Sapp 0-3, Coleman 0-2, Booker 0-1, Smith 0-1, Sullivan 0-1). Arizona 5-15 (Hill 1-3, Mayes 1-3, Fogg 1-3, Lavender 1-2, Parrom 1-1, N. Johnson 0-2, Perry 0-1). **Turnovers:** Clemson 9, Arizona 13. **Officials:** Michael Reed, Kevin Brill, Michael Irving. **A:** 12,790.

Game 11

Gonzaga 71, Arizona 60  
Dec. 17, 2011 • Seattle, Wash.

Arizona played catch-up from the opening tip, missing its first seven shots and trailing 14-0 five minutes into the contest. Eventually, the deficit ballooned to 20 before UA trimmed it to six points on three occasions in the second half. Kyle Fogg and Nick Johnson combined for 27 points on 11-of-21 shooting, but UA was beaten badly on the boards and at the line.

Arizona	Min	FG-A	FT-A	Reb	Ast	PF	TP
Jesse Perry, f	24	4-9	0-0	3	1	4	9
Solomon Hill, f	26	1-7	4-4	6	3	2	6
Nick Johnson, g	31	5-10	2-2	1	6	2	13
Jordin Mayes, g	17	4-6	0-0	0	1	1	9
Kyle Fogg, g	34	6-11	0-0	2	1	0	14
Kevin Parrom	8	0-2	0-0	1	0	1	0
Josiah Turner	23	2-7	2-3	1	0	3	7
Kyryl Natyazhko	20	1-3	0-0	6	0	4	2
Brendon Lavender	4	0-1	0-0	0	0	1	0
Angelo Chol	13	0-0	0-0	2	0	3	0
Team				4			
Totals	200	23-56	8-9	26	12	21	60

Gonzaga	Min	FG-A	FT-A	Reb	Ast	PF	TP
Elias Harris, f	35	11-15	1-1	8	1	2	25
Robert Sacre, f	23	4-6	2-2	5	1	2	10
Kevin Pangos, g	29	1-9	9-12	3	8	1	11
Gary Bell Jr., g	32	2-11	1-2	2	0	1	6
Mike Hart, g	30	3-6	0-0	6	0	1	6
Marquise Carter	8	0-0	2-4	3	0	1	2
Guy Landry Edi	10	0-2	0-2	2	1	1	0
David Stockton	13	0-1	1-2	3	1	0	1
Ryan Spangler	4	0-0	0-0	2	1	0	0
Sam Dower	16	3-6	4-7	2	1	1	10
Team				4			
Totals	200	24-56	20-32	40	14	10	71

**Halftime:** Gonzaga 39, Arizona 21. **3-Point Goals:** Arizona 6-20 (Fogg 2-4, Mayes 1-3, Turner 1-3, Perry 1-2, N. Johnson 1-2, Hill 0-3, Parrom 0-2, Lavender 0-1). Gonzaga 3-20 (Harris 2-2, Bell Jr. 1-8, Pangos 0-5, Hart 0-2, Edi 0-2, Stockton 0-1). **Turnovers:** Arizona 8, Gonzaga 6. **Officials:** Michael Greenstein, Kevin Brill, Michael Scyphers. **A:** 15,127.

Game 12

Arizona 85, Oakland 73  
Dec. 20, 2011 • Tucson, Ariz.

Solomon Hill scored four of his career-high 23 points in a 49-second spurt late in the second half that put the Cats up to stay. UA shot 67 percent from the field in the second half and built as much as a 19-point lead as Hill guided the Cats to its highest point total and field goal percentage of the year. Hill was joined in double figures by Kyle Fogg and Jesse Perry.

Oakland	Min	FG-A	FT-A	Reb	Ast	PF	TP
Drew Valentine, f	37	3-9	0-0	3	1	4	8
Corey Petros, c	27	0-3	0-0	4	0	5	0
Travis Bader, g	38	6-19	2-2	5	1	2	17
Laval Lucas-Perry, g	29	2-5	7-10	5	1	1	11
Reggie Hamilton, g	39	12-21	3-3	3	6	4	31
Dante Williams	16	2-4	0-0	5	1	3	4
Matt Poches	3	0-0	0-0	0	0	1	0
Kyle Sikora	11	1-1	0-0	1	0	0	2
Joey Asbury	0+	0-0	0-0	0	0	0	0
Team				2			
Totals	200	26-62	12-15	28	10	20	73

Arizona	Min	FG-A	FT-A	Reb	Ast	PF	TP
Jesse Perry, f	29	5-7	3-4	4	1	2	13
Solomon Hill, f	34	8-10	6-7	11	3	1	23
Nick Johnson, g	30	2-7	2-4	4	6	2	7
Jordin Mayes, g	18	3-8	1-1	2	2	0	8
Kyle Fogg, g	28	5-9	5-6	6	3	4	17
Kevin Parrom	13	1-1	0-2	3	0	1	2
Josiah Turner	23	3-6	0-0	1	3	2	6
Kyryl Natyazhko	6	0-1	0-0	0	0	0	0
Brendon Lavender	9	2-3	0-0	1	0	1	6
Angelo Chol	10	1-2	0-0	2	0	1	2
Team				5			
Totals	200	30-54	17-24	39	18	14	85

**Halftime:** Arizona 40, Oakland 36. **3-Point Goals:** Oakland 9-32 (Hamilton 4-7, Bader 3-14, Valentine 2-7, Lucas-Perry 0-3, Williams 0-1). Arizona 8-18 (Fogg 2-5, Lavender 2-2, N. Johnson 1-4, Mayes 1-3, Hill 1-2, Parrom 1-1, Perry 0-1). **Turnovers:** Oakland 13, Arizona 17. **Officials:** Michael Eggers, Michael Greenstein, Deron White. **A:** 13,735.

Game 13

Arizona 100, Bryant 60  
Dec. 22, 2011 • Tucson, Ariz.

Brendon Lavender scored a career-high 18 points, including four of his six treys, in a 32-5 run over 9:06 of the second half as UA rolled to a 40-point win. The Cats shot 52 percent from the field, placed five players in double figures and passed out a season-high 23 assists. It marked UA's first 100-point game in McKale Center under Sean Miller and the largest margin of victory since Feb. 17, 2001.

Bryant	Min	FG-A	FT-A	Reb	Ast	PF	TP
Alex Francis, f	31	6-8	4-6	1	1	2	17
Ben Altit, f	33	1-12	0-0	1			

## Game 14

Arizona 68, Arizona State 51  
Dec. 31, 2011 • Tucson, Ariz.

Arizona used an 11-0 run late in the first half and a quick 12-2 burst to open the second half and build as much as a 24-point lead in UA's first-ever Pac-12 contest. UA outshot, outrebounded and held sizeable advantages in points off turnovers and second chance points. Jesse Perry led all scorers with 16 points and was joined in double figures by Solomon Hill and Nick Johnson. Josiah Turner added five steals.

Arizona State	Min	FG-A	FT-A	Reb	Ast	PF	TP
Carrick Felix, f	34	4-10	0-0	6	0	2	9
Kyle Cain, f	12	0-2	0-0	0	0	5	0
Trent Lockett, f	29	2-8	3-4	5	1	1	8
Ruslan Pateev, c	28	4-9	4-5	6	1	4	12
Keala King, g	29	4-6	0-0	1	3	3	8
Chris Colvin	16	0-3	2-2	1	0	0	2
Jordan Bachynski	11	2-3	1-2	2	0	1	5
Chanse Creekmur	17	2-7	0-0	4	1	2	6
Jonathan Gilling	24	0-2	1-2	2	6	1	1
Team				3			
Totals	200	18-50	11-15	30	12	19	51

Arizona	Min	FG-A	FT-A	Reb	Ast	PF	TP
Jesse Perry, f	29	4-6	7-7	7	3	0	16
Solomon Hill, f	31	4-9	3-6	10	3	2	11
Nick Johnson, g	31	5-8	1-2	3	1	4	14
Jordin Mayes, g	22	2-6	2-2	2	3	2	8
Kyle Fogg, g	28	2-6	0-0	2	4	3	6
Kevin Parrom	16	3-7	1-1	3	0	3	7
Josiah Turner	21	1-2	4-5	1	2	0	6
Kyryl Natyazhko	5	0-0	0-0	1	0	1	0
Brendon Lavender	9	0-1	0-0	0	0	1	0
Angelo Chol	7	0-0	0-0	1	0	0	0
Alex Jacobson	1	0-2	0-0	0	0	0	0
Team				3			
Totals	200	21-47	18-23	32	16	16	68

**Halftime:** Arizona 34, Arizona State 20. **3-Point Goals:** Arizona State 4-15 (Creekmur 2-7, Felix 1-4, Lockett 1-1, Gilling 0-2, Colvin 0-1). Arizona 8-20 (N. Johnson 3-5, Mayes 2-4, Fogg 2-4, Perry 1-2, Hill 0-2, Parrom 0-2, Lavender 0-1). **Turnovers:** Arizona State 19, Arizona 15. **Officials:** David Hall, Michael Irving, Randy Burkhart. **A:** 14,499.

## Game 15

UCLA 65, Arizona 58  
John R. Wooden Classic

## Jan. 5, 2012 • Anaheim, Calif.

Arizona had no answer for the Wear twins, who combined for 34 points and 10 rebounds in UCLA's seven-point win. The Bruins scored 40 of its 65 points in the paint and forced 16 Wildcat turnovers. UA cut the deficit to three points with 3:27 to go, but got no closer. Arizona outrebounded UCLA, 39-37, but connected on just 36.2 percent of its field goal attempts. Solomon Hill posted his fourth double-double of the season.

Arizona	Min	FG-A	FT-A	Reb	Ast	PF	TP
Jesse Perry, f	32	5-13	3-3	6	1	3	13
Solomon Hill, f	32	7-15	2-6	11	1	4	16
Josiah Turner, g	28	2-6	5-6	6	3	0	9
Nick Johnson, g	27	1-6	0-0	1	1	1	2
Kyle Fogg, g	27	2-5	2-2	2	2	2	7
Kevin Parrom	12	0-2	1-2	2	1	0	1
Kyryl Natyazhko	1	0-1	0-0	0	0	0	0
Jordin Mayes	15	0-4	0-0	1	1	1	0
Brendon Lavender	13	2-3	0-0	1	0	3	6
Angelo Chol	13	2-3	0-0	5	0	4	4
Team				4			
Totals	200	21-58	13-19	39	10	18	58

UCLA	Min	FG-A	FT-A	Reb	Ast	PF	TP
David Wear, f	22	6-7	2-2	5	0	5	14
Travis Wear, f	22	7-9	6-6	5	0	4	20
Tyler Lamb, g	31	2-6	2-4	5	5	3	6
Jerime Anderson, g	35	3-8	0-0	3	3	0	7
Lazerc Jones, g	36	5-16	3-4	5	4	3	13
Anthony Stover	12	0-1	3-6	3	0	1	3
Norman Powell	18	1-6	0-0	3	0	0	2
Brendan Lane	24	0-2	0-0	5	0	3	0
Team				3			
Totals	200	24-55	16-22	37	12	19	65

**Halftime:** UCLA 37, Arizona 30. **3-Point Goals:** Arizona 3-17 (Lavender 2-3, Fogg 1-3, N. Johnson 0-4, Hill 0-3, Mayes 0-3, Perry 0-1). UCLA 1-9 (Anderson 1-2, Jones 0-5, Powell 0-2). **Turnovers:** Arizona 16, UCLA 9. **Officials:** Dick Cartmell, Mike Littlewood, Tony Padilla. **A:** 9,247.

## Game 16

## Arizona 57, USC 46

## Jan. 8, 2012 • Los Angeles, Calif.

In a game in which Arizona never trailed, the Cats limited USC to 29 percent shooting and outrebounded the Trojans, 38-32. UA jumped out to a 6-0 lead and never looked back, holding USC to 6-of-29 shooting and 16 points in the first half. Jesse Perry scored 12 of his game-high 20 points in the second half, while Solomon Hill collected his third consecutive double-double.

Arizona	Min	FG-A	FT-A	Reb	Ast	PF	TP
Jesse Perry, f	33	9-13	2-4	3	1	1	20
Solomon Hill, f	26	3-7	5-6	10	0	2	11
Josiah Turner, g	26	1-2	0-0	5	3	1	2
Nick Johnson, g	28	2-9	0-0	7	1	5	4
Kyle Fogg, g	28	2-6	5-5	3	3	4	10
Kevin Parrom	18	0-1	0-0	2	1	0	0
Kyryl Natyazhko	3	1-1	0-0	1	0	0	2
Jordin Mayes	22	2-7	0-1	4	3	2	4
Brendon Lavender	12	1-2	1-2	0	0	1	4
Angelo Chol	4	0-0	0-0	0	0	3	0
Team				3			
Totals	200	21-48	13-18	38	12	19	57

USC	Min	FG-A	FT-A	Reb	Ast	PF	TP
Dewayne Dedmon, f	21	4-8	3-4	8	0	3	11
Aaron Fuller, f	11	0-1	1-2	2	0	2	1
Alexis Moore, g	36	1-10	0-0	4	5	2	2
Maurice Jones, g	36	3-13	7-8	0	0	2	14
Byron Wesley, g	36	4-13	0-0	7	1	1	8
Greg Allen	9	1-3	0-0	1	0	1	2
Eric Strangis	15	1-2	0-0	2	0	1	2
James Blasczyk	19	1-3	0-0	3	0	1	2
Garrett Jackson	18	2-5	0-0	3	0	1	4
Team				2			
Totals	200	17-58	11-14	32	6	14	46

**Halftime:** Arizona 32, USC 16. **3-Point Goals:** Arizona 2-15 (Lavender 1-2, Fogg 1-4, Mayes 0-3, N. Johnson 0-2, Hill 0-1, Perry 0-1, Turner 0-1, Parrom 0-1). USC 1-15 (Jones 1-6, Moore 0-6, Allen 0-1, Strangis 0-1, Jackson 0-1). **Turnovers:** Arizona 17, USC 9. **Officials:** Randy McCall, Deron White, Jim Giron. **A:** 5,112.

## Game 17

## Arizona 81, Oregon State 73 (OT)

## Jan. 12, 2012 • Tucson, Ariz.

Brendon Lavender scored 15 of his 18 points in the second half and then UA outscored OSU, 9-1, in the extra session as the Cats prevailed. Lavender, who was 5-of-5 from three-point range in the second period, spearheaded a Wildcat attack that shot 70.6 percent (12-of-17) from the field after the break. In a game that featured seven ties and four lead changes, UA's victory margin was its biggest lead of the game.

Oregon State	Min	FG-A	FT-A	Reb	Ast	PF	TP
Joe Burton, f	33	3-8	2-4	3	0	1	8
Eric Moreland, f	34	2-4	2-4	10	3	2	6
Angus Brandt, c	28	2-7	2-2	6	2	4	7
Jared Cunningham, g	40	6-14	6-8	4	2	5	22
Ahmad Starks, g	30	5-12	2-2	1	3	3	14
Kevin McShane	4	0-0	1-2	0	0	3	1
Challe Barton	9	0-2	0-0	0	2	1	0
Devon Collier	28	4-6	3-4	7	2	4	11
Roberto Nelson	19	1-5	2-2	5	0	4	4
Team				2			
Totals	225	23-58	20-28	38	14	27	73

Arizona	Min	FG-A	FT-A	Reb	Ast	PF	TP
Jesse Perry, f	33	2-7	2-7	8	0	4	6
Solomon Hill, f	38	1-2	2-2	8	5	4	4
Josiah Turner	24	1-2	1-2	3	4	1	4
Nick Johnson, g	29	5-10	6-11	4	2	1	19
Kyle Fogg, g	36	7-17	6-6	2	1	5	23
Kevin Parrom	12	0-1	0-0	3	3	0	0
Kyryl Natyazhko	7	0-2	0-0	1	0	2	0
Jordin Mayes	22	1-2	3-4	1	2	1	5
Brendon Lavender	19	6-7	1-1	2	0	0	18
Angelo Chol	5	1-1	0-1	0	0	1	2
Team				3			
Totals	225	24-51	21-34	35	17	19	81

**Halftime:** Oregon State 28, Arizona 26. **End of Regulation:** Tied at 72. **3-Point Goals:** Oregon State 7-20 (Cunningham 4-6, Starks 2-7, Brandt 1-3, Nelson 0-3, Barton 0-1). Arizona 12-22 (Lavender 5-6, Fogg 3-8, N. Johnson 3-4, Turner 1-1, Parrom 0-1, Natyazhko 0-1, Mayes 0-1). **Turnovers:** Oregon State 11, Arizona 13. **Ejections:** OSU Burton (1:15 OT), UA: Natyazhko (1:15 OT). **Officials:** Michael Irving, Michael Eggers, Rick Batsell. **A:** 14,142.

## Game 18

## Oregon 59, Arizona 57

## Jan. 14, 2012 • Tucson, Ariz.

Oregon built a 17-point, second-half lead, only to see Arizona roar back and take a two-point lead of its own with 2:59 to go before E.J. Singler and Garrett Sim sank back-to-back buckets to give the Ducks the lead for good. Arizona had opportunities on the closing possession, but a game-winning trey and a game-tying jumper were off the mark. Solomon Hill led all scorers with 16 points.

Oregon	Min	FG-A	FT-A	Reb	Ast	PF	TP
Jeremy Jacob, f	17	1-5	0-0	5	0	3	2
E.J. Singler, f	38	4-7	3-4	4	7	2	12
Tony Woods, c	22	2-4	0-0	4	0	2	4
Garrett Sim, g	33	5-12	0-1	3	3	1	12
Devoe Joseph, g	40	6-12	0-0	3	3	4	13
Olu Ashaolu	18	5-10	2-4	4	0	5	13
Jonathan Loyd	8	0-1	0-0	0	1	0	0
Tyrone Nared	23	1-2	0-1	2	1	1	3
Carlos Emory	1	0-0	0-0	0	0	0	0
Team				5			
Totals	200	24-53	5-10	30	15	18	59

Arizona	Min	FG-A	FT-A	Reb	Ast	PF	TP
Jesse Perry, f	33	2-4	4-8	6	0	1	8
Solomon Hill, f	38	6-9	1-1	7	2	3	16
Josiah Turner	29	4-11	2-4	3	0	2	11
Nick Johnson, g	22	2-6	2-2	3	2	2	7
Kyle Fogg, g	34	1-9	2-3	3	3	2	5
Kevin Parrom	11	1-1	1-2	2	0	1	4
Jordin Mayes	13	1-2	0-0	1	2	1	2
Brendon Lavender	13	0-2	0-0	2	3	0	0
Angelo Chol	7	2-2	0-0	2	0	3	4
Team				2			
Totals	200	19-46	12-20	31	12	15	57

**Halftime:** Oregon 34, Arizona 22. **3-Point Goals:** Oregon 6-15 (Sim 2-5, Joseph 1-4, Singler 1-3, Ashaolu 1-1, Nared 1-1, Loyd 0-1). Arizona 7-17 (Hill 3-3, N. Johnson 1-4, Turner 1-3, Fogg 1-3, Parrom 1-1, Lavender 0-2, Mayes 0-1). **Turnovers:** Oregon 13, Arizona 15. **Officials:** Dick Cartmell, Mike Littlewood, Kurt Walker. **A:** 14,553.

## Game 19

## Arizona 77, Utah 51

## Jan. 19, 2012 • Salt Lake City, Utah

Holding a five-point lead at the break, Arizona broke things open early in the second period with a 20-2 run over 4:26 to put things away. UA shot 58 percent from the field, including 6-of-12 from three-point range, and scored 44 of its 77 points in the second half. Kevin Parrom and Kyle Fogg led four Wildcats in double figures with 12 points apiece.

Arizona	Min	FG-A	FT-A	Reb	Ast	PF	TP
Jesse Perry, f	30	3-8	0-1	10	0	3	6
Solomon Hill, f	17	1-7	2-2	4	1	3	5
Josiah Turner, g	25	3-5	4-6	0	2	2	10
Nick Johnson, g	25	4-7	0-0	4	3	1	11
Kyle Fogg, g	25	4-7	2-2	3	6		

Game 20

Colorado 64, Arizona 63

Jan. 21, 2012 • Boulder, Colo.

In a game featuring 10 ties and 10 lead changes, Arizona did just about everything it could to win except make shots. UA outrebounded Colorado, 44-35 and got to the free throw line 30 times, but could not overcome 34.5 percent shooting, a figure that included 3-of-20 shooting from three-point range. UA rallied from a five-point deficit with 3:52 to go but could not convert a game-winner on the final possession.

Arizona	Min	FG-A	FT-A	Reb	Ast	PF	TP
Jesse Perry, f	31	6-13	8-11	10	3	2	20
Solomon Hill, f	30	4-7	1-4	10	1	2	10
Josiah Turner, g	28	2-4	5-6	5	3	1	9
Nick Johnson, g	23	1-5	0-0	4	2	3	2
Kyle Fogg, g	32	3-12	8-9	2	0	3	16
Kevin Parrom	22	3-6	0-0	5	2	3	6
Kyryl Natyazhko	4	0-0	0-0	1	0	2	0
Jordin Mayes	14	0-5	0-0	0	0	2	0
Brendon Lavender	11	0-2	0-0	1	0	1	0
Angelo Chol	5	0-1	0-0	0	0	0	0
Team				6			
<b>Totals</b>	<b>200</b>	<b>19-55</b>	<b>22-30</b>	<b>44</b>	<b>11</b>	<b>19</b>	<b>63</b>

Colorado	Min	FG-A	FT-A	Reb	Ast	PF	TP
Andre Roberson, f	25	0-8	0-2	7	1	3	0
Austin Dufault, f	29	4-6	4-6	6	0	3	12
Nate Tomlinson, g	30	1-2	1-2	1	3	3	3
Spencer Dinwiddie, g	32	4-8	4-5	4	1	1	13
Carlton Brown, g	35	7-16	3-5	6	2	3	19
Askia Booker	18	2-6	4-6	1	1	1	9
Shane Harris-Tunks	15	2-4	0-0	5	1	3	4
Sabatino Chen	11	2-3	0-0	1	0	1	4
Jeremy Adams	5	0-1	0-0	1	0	2	0
Team				3			
<b>Totals</b>	<b>200</b>	<b>22-54</b>	<b>16-26</b>	<b>35</b>	<b>9</b>	<b>20</b>	<b>64</b>

**Halftime:** Arizona 39, Colorado 35. **3-Point Goals:** Arizona 3-20 (Fogg 2-7, Hill 1-2, Mayes 0-4, N. Johnson 0-3, Parrom 0-2, Lavender 0-2). Colorado 4-17 (Brown 2-6, Booker 1-4, Dinwiddie 1-3, Roberson 0-2, Dufault 0-1, Tomlinson 0-1). **Turnovers:** Arizona 11, Colorado 6. **Officials:** Verne Harris, Michael Eggers, Kurt Walker. A: 11,056.

Game 21

Arizona 85, Washington State 61

Jan. 26, 2012 • Tucson, Ariz.

Kyle Fogg scored 18 of his 20 points in the first half and ignited a 22-9 run over the last 8:28 of the period as UA cruised to the 24-point win. Fogg scored 10 of those points in the run, as the Cats outshot and outrebounded the Cougs, while forcing 17 turnovers.

Washington St.	Min	FG-A	FT-A	Reb	Ast	PF	TP
Brock Motum, f	31	4-13	10-10	9	2	3	18
Abe Lodwick, f	25	2-6	0-0	5	0	0	6
Marcus Capers, g	31	1-2	0-0	4	2	4	2
Reggie Moore, g	33	2-6	4-6	1	4	3	9
DaVonte Lacy, g	24	2-10	2-3	0	2	4	6
Will Dilorio	8	0-1	1-2	2	0	0	1
Faisal Aden	11	3-5	0-0	2	0	0	6
D.J. Shelton	11	1-2	4-4	3	0	2	6
Dexter Kernich-Drew	14	1-2	0-0	0	1	1	3
Charlie Enquist	8	1-1	0-0	1	0	1	2
Patrick Simon	4	1-4	0-0	2	0	0	2
Team				3			
<b>Totals</b>	<b>200</b>	<b>18-52</b>	<b>21-25</b>	<b>32</b>	<b>11</b>	<b>19</b>	<b>61</b>

Arizona	Min	FG-A	FT-A	Reb	Ast	PF	TP
Jesse Perry, f	27	2-4	0-0	5	3	1	4
Solomon Hill, f	26	5-11	4-4	11	3	2	17
Josiah Turner, g	20	4-6	1-5	0	4	3	9
Nick Johnson, g	28	2-8	2-2	4	2	2	7
Kyle Fogg, g	24	8-12	0-1	2	2	2	20
Dondre Wise	2	0-0	0-0	0	0	0	0
Kevin Parrom	23	3-5	1-2	4	4	2	9
Jordin Mayes	18	1-2	0-0	1	3	2	2
Brendon Lavender	12	4-8	2-6	2	0	1	14
Angelo Chol	13	0-0	0-0	2	0	3	0
Alex Jacobson	3	0-1	0-0	0	2	1	0
Quinton Crawford	1	0-1	0-0	0	0	0	0
Max Wiepking	2	1-1	0-0	0	0	0	3
Drew Mellon	1	0-0	0-0	0	0	1	0
Team				6			
<b>Totals</b>	<b>200</b>	<b>30-59</b>	<b>10-20</b>	<b>37</b>	<b>23</b>	<b>20</b>	<b>85</b>

**Halftime:** Arizona 42, WSU 27. **3-Point Goals:** WSU 4-21 (Lodwick 2-5, Moore 1-2, Kernich-Drew 1-2, Lacy 0-5, Motum 0-3, Simon 0-3, Capers 0-1). Arizona 15-26 (Fogg 4-6, Lavender 4-5, Hill 3-4, Parrom 2-4, N. Johnson 1-4, Wiepking 1-1, Mayes 0-1, Crawford 0-1). **Turnovers:** WSU 17, Arizona 9. **Technical:** WSU Bench (7:07, 1st), Motum (11:12, 2nd); UA: Turner 2 (11:12, 2nd; 10:06, 2nd). **Officials:** Jim Giron, Glen Mayberry, Daryl Gelinas. A: 14,138.

Game 22

Washington 69, Arizona 67

Jan. 28, 2012 • Tucson, Ariz.

Washington's offensive balance and key plays down the stretch offset a monster effort by Solomon Hill, as the Huskies held on. UW's Terrence Ross hit a jumper with 52 seconds to go and Tony Wroten blocked a potential game-tying lay-up with one second remaining to surpass Hill, who scored 19 of his career-high 28 points in the second half, including eight of UA's last 12 points in the final 2:43.

Washington	Min	FG-A	FT-A	Reb	Ast	PF	TP
Desmond Simmons, f	16	1-3	0-2	4	1	0	3
Aziz N'Diafe, f	32	6-11	0-3	8	0	3	12
Abdul Gaddy, g	29	1-3	0-0	0	5	4	2
Tony Wroten, g	31	5-18	5-7	5	4	4	17
Terrence Ross, g	36	7-12	0-1	7	2	4	16
C.J. Wilcox	26	6-10	2-3	5	2	1	15
A. Saferian-Jenkins	6	1-3	0-0	4	0	4	2
Darnell Gant	24	1-3	0-0	4	0	4	2
Team				3			
<b>Totals</b>	<b>200</b>	<b>28-63</b>	<b>7-16</b>	<b>39</b>	<b>14</b>	<b>22</b>	<b>69</b>

Arizona	Min	FG-A	FT-A	Reb	Ast	PF	TP
Jesse Perry, f	34	3-14	7-10	12	0	3	13
Solomon Hill, f	37	9-10	8-9	11	0	2	28
Josiah Turner, g	26	3-9	2-2	3	1	3	8
Nick Johnson, g	27	1-4	0-0	3	1	3	2
Kyle Fogg, g	31	2-4	1-2	0	3	1	7
Kevin Parrom	10	2-3	3-6	3	2	0	7
Jordin Mayes	13	0-3	0-0	1	1	1	0
Brendon Lavender	12	1-2	0-0	0	1	0	2
Angelo Chol	10	0-1	0-0	2	0	0	0
Team				6			
<b>Totals</b>	<b>200</b>	<b>21-50</b>	<b>21-29</b>	<b>36</b>	<b>9</b>	<b>13</b>	<b>67</b>

**Halftime:** Arizona 32, Washington 29. **3-Point Goals:** Washington 6-14 (Wroten 2-4, Ross 2-4, Wilcox 1-3, Simmons 1-1, Gaddy 0-1, Gant 0-1). Arizona 4-13 (Fogg 2-4, Hill 2-2, Perry 0-3, N. Johnson 0-1, Parrom 0-1, Mayes 0-1, Lavender 0-1). **Turnovers:** Washington 14, Arizona 15. **Officials:** Kevin Brill, Tony Padilla, Michael Irving. A: 14,604.

Game 23

Arizona 78, California 74

Feb. 2, 2012 • Berkeley, Calif.

Trailing 22-9 with 10:43 to go in the first half, Arizona responded with a 36-12 run to close the period and take control of the contest. The Wildcats hit 13 of 14 shots to close the first half en route to 54.9 percent shooting for the game. Cal made a run late, coming from 14 points down to tie the game, but Arizona never lost the lead as Kyle Fogg's trey with 1:23 to go put the Cats ahead for good. Fogg finished with a game-high 23 points, while Jesse Perry added 18 of his own.

Arizona	Min	FG-A	FT-A	Reb	Ast	PF	TP
Jesse Perry, f	33	7-12	4-9	4	2	0	18
Solomon Hill, f	30	3-5	0-0	2	3	5	6
Josiah Turner, g	24	1-1	2-7	2	3	4	4
Nick Johnson, g	30	3-9	3-6	3	5	2	11
Kyle Fogg, g	36	8-14	2-2	3	4	3	23
Kyryl Natyazhko	3	0-1	0-0	1	0	1	0
Jordin Mayes	13	2-3	2-2	2	1	0	6
Brendon Lavender	15	1-1	0-0	2	1	3	2
Angelo Chol	16	3-5	2-3	4	0	2	8
Team				4			
<b>Totals</b>	<b>200</b>	<b>28-51</b>	<b>15-29</b>	<b>27</b>	<b>19</b>	<b>20</b>	<b>78</b>

California	Min	FG-A	FT-A	Reb	Ast	PF	TP
Harper Kamp, f	38	9-14	4-5	9	0	4	22
David Kravish, f	21	1-2	0-0	4	2	3	2
Justin Cobbs, g	38	4-14	1-1	4	4	4	9
Jorge Gutierrez, g	36	7-16	4-4	6	3	4	18
Allen Crabbe, g	38	4-12	6-6	6	5	1	15
Brandon Smith	10	0-1	0-0	0	1	3	0
Christian Behrens	4	0-1	0-0	1	0	0	0
Emerson Murray	0+	0-0	0-0	0	0	0	0
Robert Thurman	15	4-5	0-0	2	0	2	8
Team				5			
<b>Totals</b>	<b>200</b>	<b>29-65</b>	<b>15-16</b>	<b>37</b>	<b>15</b>	<b>21</b>	<b>74</b>

**Halftime:** Arizona 45, California 34. **3-Point Goals:** Arizona 7-11 (Fogg 5-6, N. Johnson 2-3, Perry 0-1, Hill 0-1). California 1-8 (Crabbe 1-4, Cobbs 0-2, Gutierrez 0-2). **Turnovers:** Arizona 11, California 13. **Officials:** Michael Greenstein, Gregory Nixon, Ruben Ramos. A: 9,690.

Game 24

Arizona 56, Stanford 43

Feb. 4, 2012 • Palo Alto, Calif.

A 12-2 Arizona run over 4:29 of the second half broke open a tight game and gave the Cats its first road sweep of the season. Arizona limited Stanford to 25.4 percent shooting for the game, including 22.6 percent in the second half, and outrebounded the Cardinal, 43-40. Keyed by the run, UA made seven of its last eight shots from the field, while Stanford connected on just two of its last 13 attempts. Kyle Fogg led all scorers with 14 points, while Josiah Turner and Nick Johnson combined for 14 rebounds.

Arizona	Min	FG-A	FT-A	Reb	Ast	PF	TP
Jesse Perry, f	33	4-10	3-5	7	0	3	11
Solomon Hill, f	25	3-7	4-6	8	2	4	10
Josiah Turner, g	32	1-6	1-2	7	2	1	3
Nick Johnson, g	33	4-9	2-6	7	0	0	10
Kyle Fogg, g	37	3-9	5-6	4	4	1	14
Brendon Lavender	20	2-5	0-0	2	1	4	6
Angelo Chol	20	1-1	0-0	1	0	3	2
Team				7			
<b>Totals</b>	<b>200</b>	<b>18-47</b>	<b>15-25</b>	<b>43</b>	<b>9</b>	<b>16</b>	<b>56</b>

Stanford	Min	FG-A	FT-A	Reb	Ast	PF	TP
Josh Owens, f	29	4-9	2-2	5	0	3	10
Josh Huestis, f	32	1-6	4-6	8	2	1	6
Dwight Powell, f	22	1-5	0-1	5	0	2	2
Aaron Bright, g	30	4-14	0-0	2	3	0	10
Chasson Randle, g	34	4-16	1-2	6	0	5	10
Anthony Brown	23	1-6	1-1	5	0	2	3
Stefan Nastic	2	0-2	0-0	1	1	1	0
Jarrett Mann	18	1-4	0-0	1	1	1	2
John Gage	5	0-1	0-0	0	0	1	0
Jack Trotter	5	0-0	0-0	1	0	3	0
Team				6			
<b>Totals</b>	<b>200</b>	<b>16-63</b>	<b>8-12</b>	<b>40</b>	<b>6</b>	<b>19</b>	<b>43</b>

**Halftime:** Arizona 24, Stanford 23. **3-Point Goals:** Arizona 5-16 (Fogg 3-7, Lavender 2-4, N. Johnson 0-2, Perry 0-1, Hill 0-1, Turner 0-1). Stanford 3-12 (Bright 2-4, Randle 1-4, Brown 0-2, Huestis 0-1, Gage 0-1). **Turnovers:** Arizona 12, Stanford 9. **Officials:** Michael Irving, Deron White, Kurt Walker. A: 6,231.





**Game 25**

**Arizona 71, Colorado 57**

Feb. 9, 2012 • Tucson, Ariz.

Solomon Hill, Jesse Perry and Kyle Fogg combined for 48 points and 30 rebounds to lead Arizona to the 14-point win. Hill and Perry were frontline stand-outs, combining to make 12-of-21 shots and each registering a double-double, as the Wildcats posted a +12 rebound advantage. Fogg scored four points in a 12-3 burst midway through the second half that gave UA breathing room, and Arizona capitalized on a 26-9 edge in scoring from the free throw line.

Colorado	Min	FG-A	FT-A	Reb	Ast	PF	TP
Andre Roberson, f	29	5-10	2-2	11	2	5	12
Austin Dufault, f	35	5-13	0-1	7	2	3	10
Nate Tomlinson, g	34	3-6	0-1	2	4	3	9
Spencer Dinwiddie, g	33	4-10	1-2	2	3	0	10
Carlton Brown, g	30	5-12	1-2	2	3	4	11
Askia Booker	18	0-6	4-4	3	1	4	4
Shane Harris-Tunks	12	0-1	1-2	0	0	3	1
Sabatino Chen	6	0-0	0-0	0	0	1	0
Jeremy Adams	3	0-1	0-0	1	0	0	0
Team				3			
Totals	200	22-59	9-14	31	15	23	57

Arizona	Min	FG-A	FT-A	Reb	Ast	PF	TP
Jesse Perry, f	32	6-11	5-5	11	2	0	17
Solomon Hill, f	37	6-10	3-8	14	3	0	16
Josiah Turner, g	30	2-4	2-3	4	2	2	6
Nick Johnson, g	34	1-7	6-8	5	2	5	9
Kyle Fogg, g	31	4-9	6-7	5	1	4	15
Brendon Lavender	24	0-5	0-0	0	2	2	0
Angelo Chol	12	2-2	4-4	1	0	2	8
Team				3			
Totals	200	21-48	26-35	43	12	15	71

**Halftime:** Arizona 34, Colorado 28. **3-Point Goals:** Colorado 4-19 (Tomlinson 3-4, Dinwiddie 1-3, Brown 0-5, Dufault 0-4, Roberson 0-2, Booker 0-1). Arizona 3-16 (N. Johnson 1-5, Fogg 1-3, Hill 1-2, Lavender 0-5, Turner 0-1). **Turnovers:** Colorado 11, Arizona 11. **Officials:** Michael Reed, Gregory Nixon, Frank Harvey III. A: 14,225.

**Game 26**

**Arizona 70, Utah 61**

Feb. 11, 2012 • Tucson, Ariz.

Arizona found itself in an early 13-point deficit and spent much of the rest of the game digging itself out of that hole. Led by Nick Johnson and Brendon Lavender, who combined to score 24 points on 8-of-11 shooting in the second half, UA outscored Utah 45-28 in the period with Johnson's trey at 1:24 giving Arizona the lead for good. The Wildcats outscored the Utes 17-6 from the line and turned 15 UU miscues into 15 turnover points, including 13 in the second half.

Utah	Min	FG-A	FT-A	Reb	Ast	PF	TP
Dijon Farr, f	36	3-6	1-2	11	0	4	8
Jason Washburn, c	28	7-10	1-1	7	3	5	15
Chris Hines, g	33	4-11	0-0	4	0	3	11
Kareem Storey, g	38	2-7	2-2	1	6	1	8
Cedric Martin, g	39	5-8	2-2	3	7	2	15
Anthony Odunsi	6	0-0	0-0	0	0	1	0
Kyle Perkins	4	0-0	0-0	0	0	0	0
Javon Dawson	12	1-2	0-0	0	0	2	2
Blake Wilkinson	4	1-2	0-0	0	0	0	2
Team				1			
Totals	200	23-46	6-7	27	16	18	61

Arizona	Min	FG-A	FT-A	Reb	Ast	PF	TP
Jesse Perry, f	34	2-8	4-5	7	5	2	8
Solomon Hill, f	37	5-10	4-6	8	2	0	14
Josiah Turner, g	27	0-0	1-2	2	7	1	1
Nick Johnson, g	33	5-11	5-5	4	3	4	18
Brendon Lavender, g	24	4-5	0-0	1	1	1	12
Dondre Wise	0+	0-0	0-0	0	0	0	0
Kyle Fogg	36	5-14	3-4	3	0	0	17
Angelo Chol	9	0-1	0-0	1	0	3	0
Team				2			
Totals	200	21-49	17-22	28	18	11	70

**Halftime:** Utah 33, Arizona 25. **3-Point Goals:** Utah 9-18 (Hines 3-6, Martin 3-5, Storey 2-4, Farr 1-2, Washburn 0-1). Arizona 11-24 (Fogg 4-10, Lavender 4-5, N. Johnson 3-7, Hill 0-2). **Turnovers:** Utah 15, Arizona 8. **Officials:** Ruben Ramos, Glen Mayberry, Bill Vinovich. A: 14,084.

**Game 27**

**Arizona 76, Washington State 72**

Feb. 16, 2012 • Pullman, Wash.

It was the Wildcat offense that got a chance to rise to the occasion, as the squad shot 60 percent from the floor in the second half and hit its free throws down the stretch in a four-point road win. Kyle Fogg collected his first career double-double (16 pts./10 reb.), leading a slew of six Cats with eight or more points. In a game that featured 11 ties and 11 lead changes, it was free throws that settled it, as UA was 7-of-7 in the last five minutes, while WSU hit just 3-of-7.

Arizona	Min	FG-A	FT-A	Reb	Ast	PF	TP
Jesse Perry, f	21	5-9	4-4	2	1	4	14
Solomon Hill, f	39	5-7	0-0	5	5	2	11
Josiah Turner, g	26	3-5	1-2	3	2	2	8
Nick Johnson, g	30	1-5	0-1	4	3	3	2
Kyle Fogg, g	39	5-12	4-5	10	3	2	16
Kyryl Natyazhko	2	0-0	0-0	0	0	0	0
Brendon Lavender	25	5-8	2-2	0	2	1	17
Angelo Chol	18	2-4	4-7	4	0	4	8
Team				1			
Totals	200	26-50	15-21	29	16	18	76

Washington St.	Min	FG-A	FT-A	Reb	Ast	PF	TP
Brock Motum, f	35	8-14	10-18	5	2	2	28
Abe Lodwick, f	24	2-7	0-0	5	0	2	6
Marcus Capers, g	28	3-4	0-0	7	2	5	6
Reggie Moore, g	33	8-13	4-4	2	4	2	21
DaVonte Lacy, g	32	1-5	0-0	1	2	1	5
Mike Ladd	20	2-3	0-0	3	0	3	5
D.J. Shelton	22	1-3	0-0	2	1	3	2
Dexter Kernich-Drew	6	0-1	1-2	1	0	1	1
Team				3			
Totals	200	25-50	15-24	28	11	21	72

**Halftime:** Arizona 40, WSU 39. **3-Point Goals:** Arizona 9-19 (Lavender 5-7, Fogg 2-5, Hill 1-2, Turner 1-1, N. Johnson 0-3, Perry 0-1). WSU 7-21 (Motum 2-5, Lodwick 2-5, Lacy 1-5, Moore 1-3, Ladd 1-2, Kernich-Drew 0-1). **Turnovers:** Arizona 12, WSU 12. **Officials:** Verne Harris, Bobby McRoy, Randy Burkhart. A: 3,616.

**Game 28**

**Washington 79, Arizona 70**

Feb. 18, 2012 • Seattle, Wash.

Washington's backcourt duo of Terrence Ross and Tony Wroten proved nearly insurmountable and C.J. Wilcox hit two key treys in the second half to fully swing momentum as the Huskies pulled away. UW got 42 points in the paint and held a 14-5 advantage in turnover points as UA saw its five-game win streak end. Nick Johnson led four Arizona players in double figures with 20 points, while Solomon Hill and Kyle Fogg combined for 19 rebounds.

Arizona	Min	FG-A	FT-A	Reb	Ast	PF	TP
Jesse Perry, f	27	5-10	3-5	5	0	4	13
Solomon Hill, f	36	2-7	8-13	10	1	3	13
Josiah Turner, g	27	1-4	1-2	4	2	4	3
Nick Johnson, g	32	6-14	6-7	4	4	0	20
Kyle Fogg, g	35	4-12	2-2	9	0	2	11
Brendon Lavender	25	2-6	0-0	0	2	2	6
Angelo Chol	18	2-3	0-0	3	1	4	4
Team				4			
Totals	200	22-56	20-29	39	10	20	70

Washington	Min	FG-A	FT-A	Reb	Ast	PF	TP
Brendan Sherrer, f	3	0-0	0-0	1	0	0	0
Darnell Gant, f	25	1-5	1-2	4	0	2	3
Abdul Gaddy, g	32	2-8	5-6	2	6	4	9
Tony Wroten, g	34	8-22	6-9	9	2	3	22
Terrence Ross, g	30	11-19	2-3	5	1	4	25
Aziz N'Diaye	28	3-8	2-4	12	0	4	8
C.J. Wilcox	27	3-5	3-4	3	0	2	11
Desmond Simmons	15	0-0	0-0	2	0	1	0
A. Saferian-Jenkins	4	0-0	1-2	2	0	1	1
Shawn Kemp, Jr.	2	0-0	0-0	0	0	0	0
Team				3			
Totals	200	28-67	20-30	43	9	21	79

**Halftime:** Washington 39, Arizona 37. **3-Point Goals:** Arizona 6-21 (Lavender 2-6, N. Johnson 2-5, Fogg 1-5, Hill 1-4, Turner 0-1). Washington 3-18 (Wilcox 2-3, Ross 1-8, Gant 0-3, Gaddy 0-2, Wroten 0-2). **Turnovers:** Arizona 12, Washington 6. **Technical:** Arizona Bench (12:34, 1st). **Officials:** Tony Padilla, Deron White, Glen Mayberry. A: 10,000.

**Game 29**

**Arizona 70, USC 54**

Feb. 23, 2012 • Tucson, Ariz.

Kyle Fogg posted a double-double and Arizona held USC scoreless for the final 7:58 of the first half to erase an eight-point deficit and lead by four at the break. UA moved the lead to double figures within the first four minutes of the second half and built as much as a 19-point lead, shooting 54 percent from the field in the period. Fogg (16 pts./12 reb.) and Josiah Turner combined for 31 points as the Cats collected its 20th win for the 33rd time in school history.

USC	Min	FG-A	FT-A	Reb	Ast	PF	TP
Garrett Jackson, g	33	3-13	3-3	4	0	4	10
James Blasczyk	33	4-5	0-2	6	1	2	8
Greg Allen, g	22	1-6	0-0	3	1	1	3
Maurice Jones, g	40	4-14	0-0	6	7	2	10
Byron Wesley, g	38	8-14	2-3	7	0	2	18
Alexis Moore	30	2-5	0-0	4	2	2	5
Eric Strangis	4	0-0	0-0	0	0	0	0
Team				1			
Totals	200	22-57	5-8	31	11	13	54

Arizona	Min	FG-A	FT-A	Reb	Ast	PF	TP
Jesse Perry, f	22	2-6	0-2	5	0	4	4
Solomon Hill, f	35	3-9	1-1	5	3	1	9
Nick Johnson, g	27	3-6	1-2	5	3	4	9
Kyle Fogg, g	33	6-12	2-3	12	2	0	16
Brendon Lavender, g	30	3-5	0-0	0	2	2	8
Dondre Wise	1	0-0	0-0	0	0	0	0
Josiah Turner	31	6-12	3-4	3	6	0	15
Jordin Mayes	2	1-1	0-0	0	0	0	2
Angelo Chol	16	2-6	3-3	2	0	0	7
Alex Jacobson	3	0-0	0-0	0	1	1	0
Team				6			
Totals	200	26-57	10-15	38	17	12	70

**Halftime:** Arizona 28, USC 24. **3-Point Goals:** USC 5-21 (Jones 2-9, Allen 1-6, Moore 1-3, Jackson 1-3). Arizona 8-21 (Hill 2-5, Fogg 2-5, Lavender 2-4, N. Johnson 2-3, Turner 0-3, Perry 0-1). **Turnovers:** USC 10, Arizona 10. **Officials:** Ruben Ramos, Kurt Walker, Rick Batsell. A: 14,593.

**Game 30**

**Arizona 65, UCLA 63**

Jan. 25, 2012 • Tucson, Ariz.

On Arizona's Senior Day, Kyle Fogg saved his best for last as the Wildcats rallied for the win. Fogg scored 16 of his game-high 20 points in the second half, including 13 in the final six minutes, igniting a 17-7 UA run in 5:08 of that span that allowed the Cats to take the lead - capped by a Fogg trey with 53 ticks remaining. Arizona used its quickness to get to the line, outscoring UCLA 23-11 at the stripe, to offset the Bruins' +12 advantage in points in the paint. Jesse Perry and Solomon Hill added 16 and 13 points, respectively.

UCLA	Min	FG-A	FT-A	Reb	Ast	PF	TP
David Wear, f	31	3-6	2-4	9	0	2	8
Travis Wear, f	25	5-9	3-6	7	0	3	13
Tyler Lamb, g	35	4-11	1-2	4	2	4	11
Jerime Anderson, g	37	9-16	2-2	4	3	4	20
Lazeric Jones, g	35	1-12	0-0	4	5	4	2
Anthony Stover	10	0-0	0-0	0	0	2	0
Norman Powell	13	0-2	0-0	4	1	1	0
Joshua Smith	14	3-5	3-4	5	0	4	9
Team				0			
Totals	200	25-61	11-18	37	11	24	63

Arizona	Min	FG-A	FT-A	Reb	Ast	PF	TP
Jesse Perry, f	33	4-9	8-				

Game 31

Arizona State 87, Arizona 80  
March 4, 2012 • Tempe, Ariz.

In a game featuring 11 ties and 22 lead changes, Arizona State displayed the poise necessary in the second half to pull away late. The Sun Devils quickly erased a six-point halftime deficit, shot 60 percent from the floor, sank 16-of-17 free throws and committed just two turnovers in the period. In a one-point game with 51 seconds to go, ASU went 6-of-6 from the line to decide things. Kyle Fogg's 23 points led Arizona.

Arizona	Min	FG-A	FT-A	Reb	Ast	PF	TP
Jesse Perry, f	35	4-8	7-8	11	3	2	15
Solomon Hill, f	35	6-8	2-2	3	4	2	16
Josiah Turner, g	31	1-6	1-1	3	3	2	3
Nick Johnson, g	24	1-5	3-4	5	2	4	5
Kyle Fogg, g	35	7-17	7-9	3	1	0	23
Jordin Mayes	6	0-0	0-0	0	0	2	0
Brendon Lavender	27	6-8	0-0	1	3	4	18
Angelo Chol	7	0-0	0-0	0	0	2	0
Team				2			
Totals	200	25-52	20-24	28	16	18	80

Arizona State	Min	FG-A	FT-A	Reb	Ast	PF	TP
Carrick Felix, f	31	7-12	8-9	3	2	2	23
Jonathan Gilling, f	32	7-8	2-2	2	2	4	21
Jordan Bachynski, c	30	5-7	1-2	2	0	2	11
Chris Colvin, g	34	2-6	1-1	2	9	3	5
Trent Lockett, g	34	6-12	8-8	7	5	3	21
Kyle Cain	17	1-4	2-2	3	0	2	4
Chanse Creekmur	12	0-0	0-0	1	0	0	0
Ruslan Pateev	10	1-3	0-0	1	2	1	2
Team				3			
Totals	200	29-52	22-24	24	20	17	87

Halftime: Arizona 44, Arizona State 38. **3-Point Goals:** Arizona 10-21 (Lavender 6-8, Fogg 2-8, Hill 2-2, N. Johnson 0-3). Arizona State 7-12 (Gilling 5-6, Felix 1-2, Lockett 1-2, Colvin 0-2). **Turnovers:** Arizona 14, Arizona State 10. **Officials:** Dick Cartmell, Michael Reed, Michael Eggers. **A:** 7,864.

Game 32

(4) Arizona 66, (5) UCLA 58

Pacific Life Pac-12 Tournament Quarterfinal  
March 8, 2012 • Los Angeles, Calif.

Solomon Hill, Jesse Perry and Kyle Fogg combined for 55 of Arizona's 66 points to lead the Cats. UA practically lived at the free throw line, connecting on 31-of-36 in the contest, including 24-of-27 in the second half. Arizona led for 38:26 of this contest, but it was four freebies by Hill with just under six minutes to go after the Bruins had tied it that gave the Cats the lead for good. Hill and Perry each posted double-doubles and helped UA control the glass, 39-30. Nick Johnson tallied four blocks for the Cats.

UCLA	Min	FG-A	FT-A	Reb	Ast	PF	TP
David Wear, f	36	2-6	0-0	9	0	4	4
Travis Wear, f	30	4-7	2-4	6	0	5	10
Tyler Lamb, g	35	2-6	0-0	3	0	4	4
Jerime Anderson, g	35	6-11	1-2	4	4	2	14
Lazeric Jones, g	33	5-16	6-8	3	5	3	17
Anthony Stover	3	0-0	0-0	0	0	1	0
Norman Powell	19	1-5	0-0	0	1	0	2
Joshua Smith	9	3-8	1-2	3	0	5	7
Team				2			
Totals	200	23-59	10-16	30	10	24	58

Arizona	Min	FG-A	FT-A	Reb	Ast	PF	TP
Jesse Perry, f	33	2-7	12-13	12	1	4	16
Solomon Hill, f	40	5-9	12-14	12	0	1	25
Nick Johnson, g	31	1-4	3-4	3	1	1	5
Jordin Mayes, g	25	0-6	0-0	2	2	1	0
Kyle Fogg, g	37	4-9	3-4	3	2	4	13
Kyryl Natyazhko	5	1-1	0-0	2	0	1	2
Brendon Lavender	27	1-6	0-0	3	1	2	2
Angelo Chol	2	1-1	1-1	0	0	1	3
Team				2			
Totals	200	15-43	31-36	39	7	15	66

Halftime: Arizona 29, UCLA 23. **3-Point Goals:** UCLA 2-12 (Jones 1-5, Anderson 1-2, Powell 0-3, D. Wear 0-1, Lamb 0-1). Arizona 5-15 (Hill 3-6, Fogg 2-3, Lavender 0-4, N. Johnson 0-1, Mayes 0-1). **Turnovers:** UCLA 13, Arizona 19. **Officials:** Tony Padilla, Michael Greenstein, Randy Burkhart. **A:** 8,780.

Game 33

(4) Arizona 72, (9) Oregon State 61  
Pacific Life Pac-12 Tournament Semifinal

March 9, 2012 • Los Angeles, Calif.

Trailing 34-27 at halftime, Arizona opened the second half on a 20-3 run over 8:04 to take control of the game. All five Wildcats contributed in the run, as the quintet hit 7-of-10 shots from the floor, while limiting OSU to 1-of-15 shooting during the run. UA shot 61 percent from the field after the break, held the Beavers to 27 percent shooting, and outrebounded OSU 21-16 in the second period. Jesse Perry posted his second consecutive double-double with 16 points and 11 rebounds, while Kyle Fogg added a game-high 22 points and eight boards. Nick Johnson chipped in with nine points and five assists.

Oregon State	Min	FG-A	FT-A	Reb	Ast	PF	TP
Eric Moreland, f	15	0-2	1-2	7	1	1	1
Devon Collier, f	26	7-11	1-3	8	0	5	15
Angus Brandt, c	21	1-5	0-0	2	0	2	2
Jared Cunningham, g	40	5-14	2-3	4	1	3	14
Ahmad Starks, g	32	1-7	1-2	2	1	3	4
Kevin McShane	1	0-0	0-0	0	1	0	0
Challe Barton	7	0-0	0-0	0	1	0	0
Joe Burton	25	2-8	0-0	4	2	2	4
Rhys Murphy	1	1-1	0-0	2	0	1	2
Roberto Nelson	32	6-13	5-5	3	2	4	19
Team				2			
Totals	200	23-61	10-15	34	9	21	61

Arizona	Min	FG-A	FT-A	Reb	Ast	PF	TP
Jesse Perry, f	34	5-10	5-7	11	1	2	16
Solomon Hill, f	27	5-7	0-0	3	0	5	12
Nick Johnson, g	36	3-11	2-4	3	5	2	9
Jordin Mayes, g	20	1-3	0-0	3	1	1	2
Kyle Fogg, g	38	6-12	7-9	8	3	3	22
Kyryl Natyazhko	2	0-0	0-0	0	0	1	0
Brendon Lavender	26	2-5	1-2	2	1	0	7
Angelo Chol	17	2-3	0-0	4	0	3	4
Team				2			
Totals	200	24-51	15-22	36	11	17	72

Halftime: Oregon State 34, Arizona 27. **3-Point Goals:** Oregon State 5-13 (Cunningham 2-5, Nelson 2-4, Starks 1-3, Brandt 0-1). Arizona 9-18 (Fogg 3-5, Lavender 2-3, Hill 2-2, N. Johnson 1-4, Perry 1-2, Mayes 0-2). **Turnovers:** Oregon State 13, Arizona 12. **Technical:** UA Hill (5:30 2nd). **Officials:** Michael Eggers, Michael Irving, Mike Scyphers. **A:** 11,615.

Game 34

(6) Colorado 53, (4) Arizona 51  
Pacific Life Pac-12 Tournament Championship

March 10, 2012 • Los Angeles, Calif.

After finding itself down by 12 points with 9:09 remaining, Arizona rallied but could not convert a game-winning trey at the buzzer. UA climbed back in by forcing CU to miss nine consecutive field goal attempts down the stretch, but it was not enough to overcome the Buffs, who outrebounded Arizona, 37-29, and limited the Cats to 36.7 percent shooting. Kyle Fogg, who led Arizona with 14 points, was joined on the all-tournament team by Jesse Perry and Solomon Hill.

Colorado	Min	FG-A	FT-A	Reb	Ast	PF	TP
Andre Roberson, f	31	4-6	1-2	11	3	2	10
Austin Dufault, f	28	3-9	2-4	7	0	4	8
Nate Tomlinson, g	27	1-3	0-0	1	1	3	2
Spencer Dinwiddie, g	37	5-9	0-0	4	0	0	14
Carlton Brown, g	32	4-11	5-6	4	1	2	13
Askia Booker	20	0-6	0-0	2	0	0	0
Shane Harris-Tunks	14	1-4	0-0	6	1	2	2
Ahmad Adams	11	1-2	2-4	0	0	2	4
Team				2			
Totals	200	19-50	10-16	37	6	15	53

Arizona	Min	FG-A	FT-A	Reb	Ast	PF	TP
Jesse Perry, f	29	3-8	5-8	8	0	2	11
Solomon Hill, f	37	6-13	1-2	5	3	3	13
Nick Johnson, g	27	2-10	0-1	1	0	1	5
Jordin Mayes, g	23	0-2	0-0	5	2	1	0
Kyle Fogg, g	38	4-11	4-7	2	1	2	14
Brendon Lavender	29	2-3	0-0	0	0	3	6
Angelo Chol	17	1-2	0-0	2	0	2	2
Team				6			
Totals	200	18-49	10-18	29	6	14	51

Halftime: Colorado 30, Arizona 28. **3-Point Goals:** Colorado 5-13 (Dinwiddie 4-4, Roberson 1-1, Tomlinson 0-2, Brown 0-2, Booker 0-2, Dufault 0-1, Adams 0-1). Arizona 5-19 (Fogg 2-5, Lavender 2-3, N. Johnson 1-6, Hill 0-4, Mayes 0-1). **Turnovers:** Colorado 9, Arizona 7. **Officials:** Dick Cartmell, Kevin Brill, Michael Reed. **A:** 11,197.

Game 35

(8) Bucknell 65, (1) Arizona 54

National Invitation Tournament, First Round  
March 14, 2012 • Tucson, Ariz.

Following a similar script, Arizona fell behind by double digits, only to rally and fall just short at the end. UA tailed 52-42 with 6:17 to go before cutting the deficit to two points with 2:59 before Bucknell closed the game on a 9-0 run. UA shot just 35 percent from the field, including 32 percent in the second half, and the Bison turned a 36-28 rebound bulge into a +6 margin in second-chance points. Solomon Hill posted a double-double and Jesse Perry added 14 points, but the rest of the Cats combined to shoot 7-of-27 from the floor.

Bucknell	Min	FG-A	FT-A	Reb	Ast	PF	TP
Joe Willman, f	39	5-12	0-0	5	1	3	10
Mike Muscala, c	33	6-12	8-9	9	3	5	20
Bryan Cohen, g	26	2-3	4-5	5	3	2	9
Ryan Hill, g	15	0-1	0-2	3	1	3	0
Cameron Ayers, g	34	3-10	4-4	10	2	1	12
Steven Kaspas	17	0-2	0-0	1	1	2	0
Brian Fitzpatrick	6	0-1	0-0	0	0	2	0
Bryson Johnson	30	4-8	2-2	1	2	1	14
Team				2			
Totals	200	20-49	18-22	36	13	19	65

Arizona	Min	FG-A	FT-A	Reb	Ast	PF	TP
Jesse Perry, f	30	5-8	3-4	4	1	4	14
Solomon Hill, f	38	5-13	4-4	10	4	3	17
Nick Johnson, g	33	1-7	4-4	3	4	2	7
Jordin Mayes, g	18	2-5	2-3	3	0	3	6
Kyle Fogg, g	37	2-5	0-1	1	3	2	5
Dondre Wise	0+	0-0	0-0	0	0	0	0
Brendon Lavender	22	0-5	0-0	2	1	2	0
Angelo Chol	22	2-5	1-2	5	0	1	5
Alex Jacobson	0+	0-0	0-0	0	0	0	0
Max Wiepking	0+	0-0	0-0	0	0	0	0
Team				0			
Totals	200	17-48	14-18	28	13	17	54

Halftime: Bucknell 32, Arizona 26. **3-Point Goals:** Bucknell 7-15 (Johnson 4-7, Ayers 2-5, Cohen 1-1, Willman 0-1, Hill 0-1). Arizona 6-20 (Hill 3-6, N. Johnson 1-6, Fogg 1-1, Perry 1-1, Lavender 0-5, Mayes 0-1). **Turnovers:** Bucknell 13, Arizona 12. **Officials:** Shawn Lehigh, Wilson Holland, Dan Chrisman. **A:** 8,433.

**28th Annual Fiesta Bowl Classic  
Arizona vs. Florida; Dec. 15, 2012; McKale Center; Tucson, Ariz.**

**Dec. 27 & 28, 1985**  
**First Round**  
Boston College 74, Wisconsin 72  
Arizona 54, Princeton 41  
**Consolation**  
Princeton 54, Wisconsin 49  
**Championship**  
Arizona 71, Boston College 61  
**All-Tournament Team**  
Steve Kerr, Arizona (MVP)  
Craig McMillan, Arizona  
Rick Olson, Wisconsin  
Dominic Pressley, Boston College  
Alan Williams, Princeton  
**Attendance**  
1st Night: 9,741; 2nd Night: 9,715  
Total: 19,456

**Dec. 27 & 29, 1986**  
**First Round**  
Texas Tech 71, UNC Charlotte 61  
Arizona 70, St. Bonaventure 64  
**Consolation**  
UNC Charlotte 88, St. Bonaventure 70  
**Championship**  
Arizona 53, Texas Tech 40  
**All-Tournament Team**  
Sean Elliott, Arizona (MVP)  
Ron Bellamy, UNCC  
Sean Gay, Texas Tech  
Rocky Llewellyn, St. Bonaventure  
Tom Tolbert, Arizona  
**Attendance**  
1st Night: 11,545; 2nd Night: 11,348  
Total: 22,893

**Dec. 29 & 30, 1987**  
**First Round**  
Duke 93, Florida 70  
Arizona 78, Michigan State 58  
**Consolation**  
Florida 83, Michigan State 59  
**Championship**  
Arizona 91, Duke 85  
**All-Tournament Team**  
Sean Elliott, Arizona (MVP)  
Anthony Cook, Arizona  
Steve Kerr, Arizona  
Danny Ferry, Duke  
Kevin Strickland, Duke  
Vernon Maxwell, Florida  
**Attendance**  
1st Night: 13,284; 2nd Night: 13,270  
Total: 26,554

**Dec. 28 & 30, 1988**  
**First Round**  
Pittsburgh 90, Northwestern 76  
Arizona 106, Loyola (Ill.) 82  
**Consolation**  
Northwestern 94, Loyola (Ill.) 81  
**Championship**  
Arizona 88, Pittsburgh 62  
**All-Tournament Team**  
Sean Elliott, Arizona (MVP)  
Walker Lambiotte, Northwestern  
Sean Rooks, Arizona  
Ken Lofton, Arizona  
Gerald Hayward, Loyola (Ill.)  
Brian Shorter, Pittsburgh  
**Attendance**  
1st Night: 13,679; 2nd Night: 13,681  
Total: 27,360

**Dec. 28 & 30, 1989**  
**First Round**  
Purdue 66, Wake Forest 52  
Arizona 74, Penn State 55  
**Consolation**  
Penn State 67, Wake Forest 63  
**Championship**  
Arizona 85, Purdue 66  
**All-Tournament Team**  
Jud Buechler, Arizona (MVP)  
Matt Muehlebach, Arizona  
Sean Rooks, Arizona  
Ed Fogell, Penn State  
Steve Scheffler, Purdue  
Tony Jones, Purdue  
**Attendance**  
1st Night: 13,679; 2nd Night: 13,685  
Total: 27,364

**Dec. 27 & 29, 1990**  
**First Round**  
Iowa State 81, Temple 79  
Arizona 80, Pepperdine 66  
**Consolation**  
Temple 56, Pepperdine 55  
**Championship**  
Arizona 102, Iowa State 77  
**All-Tournament Team**  
Chris Mills, Arizona (MVP)  
Matt Muehlebach, Arizona  
Sean Rooks, Arizona  
Doug Christie, Pepperdine  
Victor Alexander, Iowa State  
Mark Macon, Temple  
**Attendance**  
1st Night: 13,879; 2nd Night: 13,861  
Total: 27,740

**Dec. 28 & 30, 1991**  
**First Round**  
Rutgers 95, Maryland 79  
Arizona 83, Evansville 76  
**Consolation**  
Evansville 75, Maryland 64  
**Championship**  
Arizona 103, Rutgers 80  
**All-Tournament Team**  
Parrish Casebier, Evansville (MVP)  
Chris Mills, Arizona  
Sean Rooks, Arizona  
Khalid Reeves, Arizona  
Wayne Womack, Arizona  
Steve Worthy, Rutgers  
**Attendance**  
1st Night: 13,863; 2nd Night: 13,874  
Total: 27,737

**Dec. 28 & 30, 1992**  
**First Round**  
West Virginia 80, LaSalle 67  
Arizona 92, Delaware State 52  
**Consolation**  
LaSalle 83, Delaware State 74  
**Championship**  
Arizona 75, West Virginia 74  
**All-Tournament Team**  
Chris Mills, Arizona (MVP)  
Khalid Reeves, Arizona  
Andrew Miles, Delaware St.  
Kareem Townes, La Salle  
Pervires Green, West Virginia  
Marsalis Basey, West Virginia  
**Attendance**  
1st Night: 13,992; 2nd Night: 13,988  
Total: 27,980

**Dec. 28 & 30, 1993**  
**First Round**  
Michigan 102, Auburn 81  
Arizona 111, Fordham 84  
**Consolation**  
Auburn 81, Fordham 60  
**Championship**  
Arizona 119, Michigan 95  
**All-Tournament Team**  
Khalid Reeves, Arizona (MVP)  
Damon Stoudamire, Arizona  
Ray Owes, Arizona  
Juwon Howard, Michigan  
Aubrey Wiley, Auburn  
Derek Molis, Fordham  
**Attendance**  
1st Night: 13,987; 2nd Night: 13,988  
Total: 27,975

**Dec. 28 & 30, 1994**  
**First Round**  
Texas Tech 67, Penn State 61  
Arizona 95, Richmond 68  
**Consolation**  
Penn State 66, Richmond 53  
**Championship**  
Arizona 88, Texas Tech 82  
**All-Tournament Team**  
Damon Stoudamire, Arizona (MVP)  
Ray Owes, Arizona  
Ben Davis, Arizona  
Mark Davis, Texas Tech  
John Amaechi, Penn State  
Kass Weaver, Richmond  
**Attendance**  
1st Night: 14,257; 2nd Night: 14,257  
Total: 28,514

**Dec. 28 & 30, 1995**  
**First Round**  
Rutgers 69, Pacific 68  
Arizona 88, Texas A&M 44  
**Consolation**  
Texas A&M 77, Pacific 72  
**Championship**  
Arizona 79, Rutgers 70  
**All-Tournament Team**  
Reggie Geary, Arizona (MVP)  
Miles Simon, Arizona  
Michael Dickerson, Arizona  
Adam Jacobson, Pacific  
Damon Santiago, Rutgers  
**Attendance**  
1st Night: 13,852; 2nd Night: 14,245  
Total: 28,097

**Dec. 28 & 30, 1996**  
**First Round**  
Florida 63, Pennsylvania 71  
Arizona 118, Robert Morris 54  
**Consolation**  
Florida 106, Robert Morris 69  
**Championship**  
Arizona 93, Pennsylvania 51  
**All-Tournament Team**  
Michael Dickerson, Arizona (MVP)  
Jason Terry, Arizona  
Michael Jordan, Pennsylvania  
Kenyan Weeks, Florida  
Bennett Davison, Arizona  
**Attendance**  
1st Night: 13,965; 2nd Night: 14,177  
Total: 28,142

**Dec. 28 & 30, 1997**  
**First Round**  
Kansas State 70, Davidson 63  
Arizona 92, James Madison 68  
**Consolation**  
Davidson 87, James Madison 69  
**Championship**  
Arizona 125, Kansas State 87  
**All-Tournament Team**  
Michael Dickerson, Arizona (MVP)  
Mike Bibby, Arizona  
Miles Simon, Arizona  
Mark Donnelly, Davidson  
Jamar Perry, James Madison  
Shawn Rhodes, Kansas State  
**Attendance**  
1st Night: 14,529; 2nd Night: 14,551  
Total: 29,080

**Dec. 28 & 30, 1998**  
**First Round**  
Fla. International 85, Penn State 67  
Arizona 89, Holy Cross 41  
**Consolation**  
Holy Cross 52, Penn State 73  
**Championship**  
Arizona 91, Fla. International 75  
**All-Tournament Team**  
Jason Terry, Arizona (MVP)  
Richard Jefferson, Arizona  
Raja Bell, Florida International  
Juan Pegues, Holy Cross  
A.J. Bramlett, Arizona  
Dan Earl, Penn State  
**Attendance**  
1st Night: 14,246; 2nd Night: 13,705  
Total: 27,951

**Dec. 28 & 30, 1999**  
**First Round**  
Delaware 76, Alabama 66  
Arizona 66, UNC Wilmington 51  
**Consolation**  
Alabama 62, UNC Wilmington 45  
**Championship**  
Arizona 89, Delaware 77  
**All-Tournament Team**  
Loren Woods, Arizona (MVP)  
Kestus Marculionis, Delaware  
Damon Stoudamire, Arizona  
Schea Cotton, Alabama  
Erwin Dudley, Alabama  
Richard Jefferson, Arizona  
Michael Wright, Arizona  
**Attendance**  
1st Night: 14,255; 2nd Night: 14,512  
Total: 28,767

**Dec. 28 & 30, 2000**  
**First Round**  
Mississippi State 90, La.-Lafayette 80  
Arizona 72, Butler 60  
**Consolation**  
Butler 74, Louisiana-Lafayette 63  
**Championship**  
Mississippi State 75, Arizona 74  
**All-Tournament Team**  
Antonio Jackson, Miss. St. (MVP)  
Marckell Patterson, Miss. St.  
Loren Woods, Arizona  
Richard Jefferson, Arizona  
Thomas Jackson, Butler  
Lonnie Thomas, UL-Lafayette  
**Attendance**  
1st Night: 14,562; 2nd Night: 14,565  
Total: 29,127

**Dec. 28 & 30, 2001**  
**First Round**  
Valparaiso 76, West Virginia 57  
Arizona 94, Pepperdine 71  
**Consolation**  
Pepperdine 97, West Virginia 65  
**Championship**  
Arizona 74, Valparaiso 70  
**All-Tournament Team**  
Jason Gardner, Arizona (MVP)  
Salim Stoudamire, Arizona  
Channing Frye, Arizona  
Raitis Grabs, Valparaiso  
Boomer Brazzle, Pepperdine  
Chris Moss, West Virginia  
**Attendance**  
1st Night: 14,566; 2nd Night: 14,515  
Total: 29,081

**Dec. 28 & 30, 2002**  
**First Round**  
Boston University 84, Florida St. 69  
Arizona 95, Davidson 69  
**Consolation**  
Florida State 82, Davidson 66  
**Championship**  
Arizona 81, Boston University 72  
**All-Tournament Team**  
Hassan Adams, Arizona (MVP)  
Salim Stoudamire, Arizona  
Luke Walton, Arizona  
Billy Collins, Boston University  
Tim Pickett, Florida State  
Ian Johnson, Davidson  
**Attendance**  
1st Night: 14,585; 2nd Night: 14,587  
Total: 29,172

**Dec. 28 & 30, 2003**  
**First Round**  
Louisiana-Lafayette 95, Valparaiso 71  
Arizona 107, Liberty 91  
**Consolation**  
Valparaiso 72, Liberty 54  
**Championship**  
Arizona 72, Louisiana-Lafayette 69  
**All-Tournament Team**  
Andre Iguodala, Arizona (MVP)  
Hassan Adams, Arizona  
Antoine Landry, Louisiana-Lafayette  
Brian Hamilton, Louisiana-Lafayette  
Dan Oppland, Valparaiso  
Larry Blair, Liberty  
**Attendance**  
1st Night: 14,557; 2nd Night: 14,565  
Total: 29,122

**Dec. 28 & 30, 2004**  
**First Round**  
Richmond 69, Butler 68  
Arizona 79, Eastern Washington 45  
**Consolation**  
Eastern Washington 67, Butler 62  
**Championship**  
Arizona 84, Richmond 71  
**All-Tournament Team**  
Channing Frye, Arizona (MVP)  
Chris Rodgers, Arizona  
Jamie Smalligan, Butler  
Marc Axton, Eastern Washington  
Jamaal Scott, Richmond  
Jermaine Bucknor, Richmond  
**Attendance**  
1st Night: 14,535; 2nd Night: 14,545  
Total: 29,080

**Dec. 19 & 21, 2005**  
**First Round**  
W. Kentucky 73, C. Florida 68  
Arizona 87, Sam Houston State 51  
**Consolation**  
Sam Houston State 68, C. Florida 63  
**Championship**  
Arizona 86, Western Kentucky 81 (ot)  
**All-Tournament Team**  
Hassan Adams, Arizona (MVP)  
Chris Rodgers, Arizona  
Anthony Winchester, Western Kentucky  
Courtney Lee, Western Kentucky  
Ryan Bright, Sam Houston State  
Josh Peppers, Central Florida  
**Attendance**  
1st Night: 14,577; 2nd Night: 14,589  
Total: 29,166

**Dec. 20, 2006**  
Arizona 79, Memphis 71  
MVP: Mustafa Shakur, Arizona  
Attendance: 14,568

**Dec. 22, 2007**  
Arizona 74, San Diego State 58  
MVP: Jawann McClellan, Arizona  
Attendance: 14,608

**Dec. 23, 2008**  
Arizona 84, Kansas 67  
MVP: Janelle Horne, Arizona\*  
Attendance: 14,156

**Dec. 28, 2009**  
Brigham Young 99, Arizona 69  
MVP: Jimmer Fredette, BYU  
Attendance: 13,992

**Dec. 16, 2010**  
Arizona 63, Northern Arizona 58  
MVP: Kevin Parrom, Arizona  
Attendance: 13,557

**Dec. 10, 2011**  
Arizona 63, Clemson 47  
MVP: Nick Johnson, Arizona  
Attendance: 12,790

\* award later vacated due to NCAA infractions

Fiesta Bowl Classic Appearances School (No. of app.)	Last
Alabama	1999
Auburn	1993
Boston College	1985
Boston University	2002
Brigham Young	2009
Butler (2)	2004
Central Florida	2005
Clemson	2011
Davidson (2)	2002
Delaware	1999
Delaware State	1992
Duke	1987
Eastern Washington	2004
Evansville	1991
Florida (2)	1996
Florida International	1998
Florida State	2002
Fordham	1993
Holy Cross	1998
Iowa State	1990
James Madison	1997
Kansas	2008
Kansas State	1997
LaSalle	1992
Liberty	2003
Louisiana-Lafayette (2)	2003
Loyola, Ill.	1988
Maryland	1991
Memphis	2006
Michigan	1993
Michigan State	1987
Mississippi State	2000
UNC Charlotte	1986
UNC Wilmington	1999
Northern Arizona	2010
Northwestern	1988
Pacific	1995
Pennsylvania	1996
Penn State (3)	1998
Pepperdine (2)	2001
Pittsburgh	1988
Princeton	1985
Purdue	1989
Richmond (2)	2004
Robert Morris	1996
Rutgers (2)	1995
St. Bonaventure	1986
Sam Houston State	2005
San Diego State	2007
Temple	1990
Texas A&M	1995
Texas Tech (2)	1994
Valparaiso (2)	2003
Wake Forest	1989
West Virginia (2)	2001
Western Kentucky	2005
Wisconsin	1985



Nick Johnson receives his 2011 most valuable player award from Fiesta Bowl committee members.

## Fiesta Bowl Classic Team Records, Single Game

	High	Low
Field Goals	46, Arizona vs. Loyola, 1988 46, Arizona vs. Michigan, 1993	17, Texas Tech vs. Arizona, 1986 17, Holy Cross vs. Arizona, 1998 17, Richmond vs. Penn State, 1994 38, Eastern Wash. vs. Butler, 2004
FG Attempts	87, Pepperdine vs. Arizona, 2001	.274, Holy Cross vs. Arizona, 1998
FG Percentage	.684, Eastern Wash. vs. Butler, 2004	1, Wake Forest vs. Purdue, 1989
3-Pt. Field Goals	18, Florida vs. Robert Morris, 1996	1, Arizona vs. West Virginia, 1992 4, Penn State vs. Wake Forest, 1989 4, West Virginia vs. La Salle, 1992
3-Pt. FGA	36, Valparaiso vs. West Virginia, 2001	.090 (1-11), Wake Forest vs. Purdue, 1989 3, Princeton vs. Arizona, 1985 3, Texas Tech vs. Arizona, 1986 3, Richmond vs. Arizona, 1994 3, Holy Cross vs. Arizona, 1998 3, UNC-Wilmington vs. Arizona, 1999 3, UCF vs. Sam Houston State, 2005 5, twice, last, Clemson vs. Arizona, 2011
3-Pt. FG Pct.	.684 (13-19), Pepperdine vs. WVU, 2001	.333, Robert Morris vs. Arizona, 1996
Free Throws	33, Miss. St. vs. UL Lafayette, 2000	3, Princeton vs. Arizona, 1985 3, Michigan State vs. Arizona, 1987 3, Eastern Wash. vs. Butler, 2004 8, Princeton vs. Arizona, 1985 15, twice, last, Butler vs. Richmond, 2004 5, Arizona vs. Princeton, 1985 0, many times, last, Arizona vs. Clemson, 2011 40, Texas Tech vs. Arizona, 1986 5, James Madison vs. Arizona, 1997 6, Temple vs. Pepperdine, 1990 0, many times, last, Kansas vs. Arizona, 2008
FT Attempts	47, Arizona vs. Texas Tech, 1994	0, Holy Cross vs. Penn State, 1998
FT Pct.	.964, Rutgers vs. Pacific, 1995	1, Temple vs. Pepperdine, 1990
Offensive Rebounds	28, St. Bonaventure vs. UNCC, 1986	1, Arizona vs. West Virginia, 1992 1, Richmond vs. Butler, 2004 1, Arizona vs. West Virginia, 1992 1, Miss. State, vs. Arizona, 2000 93, Holy Cross, 1998 1, Mississippi State, 2000 1, BYU, 2009
Defensive Rebounds	38, Arizona vs. Robert Morris, 1996	
Total Rebounds	59, Arizona vs. Robert Morris, 1996	
Personal Fouls	33, Maryland vs. Rutgers, 1991	
Disqualified	4, Maryland vs. Rutgers, 1991	
Points	119, Arizona vs. Michigan, 1993	
Assists	33, Arizona vs. Loyola, 1988	
Turnovers	32, Delaware State vs. Arizona, 1992	
Blocked Shots	9, Arizona vs. Boston College, 1985 9, Arizona vs. Pittsburgh, 1988 9, Arizona vs. Penn State, 1989	
Steals	17, Arizona vs. Michigan, 1993	
Victory Margin	64, Arizona vs. Robert Morris, 1996	
Margin, Championship	42, Arizona vs. Pennsylvania, 1996	
Points, Tournament Championships	230, Arizona, 1993 23, Arizona	
Attendance, Session	14,608, Dec. 22, 2007	
Attendance, Tournament	29,172, Dec. 28 & 30, 2002	



## Fiesta Bowl Classic Individual Records, Single Game

Field Goals	16, Jimmer Fredette, Brigham Young vs. Arizona, 2009 (23 atts.)
Field Goal Atts.	28, Rick Olson, Wisconsin vs. Boston College, 1985 (14 made)
FG Pct. (min 5 FGA)	1.000, Sean Hope, Fordham vs. Arizona, 1993 (6-6)
FG Pct. (min 10 FGA)	.929, Khalid Reeves, Arizona vs. Michigan, 1993 (13-14)
3-pt. Field Goals	9, Jimmer Fredette, Brigham Young vs. Arizona, 2009 (13 atts.)
3-pt. FG Atts.	13, Jimmer Fredette, Brigham Young vs. Arizona, 2009 (9 made) 13, Kareem Townes, La Salle vs. West Virginia, 1992 (6 made)
3-pt. FG Pct. (min 4 FG)	1.000, Devin Montgomery, Pepperdine vs. West Virginia, 2001 1.000, Mike Nelson, Texas Tech vs. UNC-Charlotte, 1986 (4-4) 13, Thomas Jackson, Butler vs. UL-Lafayette, 2000
Free Throws	14, Thomas Jackson, Butler vs. UL-Lafayette, 2000
Free Throw Attempts	10, Brian Shorter, Pittsburgh vs. Northwestern, 1988
Offensive Rebounds	12, Parrish Casebeer, Evansville vs. Maryland, 1991
Defensive Rebounds	20, Brian Shorter, Pittsburgh vs. Northwestern, 1988
Total Rebounds	49, Jimmer Fredette, Brigham Young vs. Arizona, 2009
Points	40, Khalid Reeves, Arizona vs. Michigan, 1993
Assists	12, Darelle Porter, Pittsburgh vs. Northwestern, 1988 12, Ken Lofton, Arizona vs. Loyola, 1988 12, Doug Collins, Iowa State vs. Temple, 1990
Turnovers	9, Andrew Miles, Delaware State vs. Arizona, 1992 9, Jonathan Hargett, West Virginia vs. Valparaiso, 2001
Blocked Shots	6, John Amaechi, Penn State vs. Richmond, 1994
Steals	7, Drew Schifino, West Virginia vs. Pepperdine, 2001 7, Tim Pickett, Florida State vs. Davidson, 2002
Minutes	45, Mark Macon, Temple vs. Iowa State (OT), 1990
Technical Fouls	2, Gary Williams (coach), Boston College vs. Arizona, 1985

## Fiesta Bowl Classic, Individual Records

### Single-Game Scoring

49	Jimmer Fredette, Brigham Young vs. Arizona, 2009
40	Khalid Reeves, Arizona vs. Michigan, 1993
36	Sean Elliott, Arizona vs. Pittsburgh, 1988
36	Parrish Casebeer, Evansville vs. Arizona, 1991
33	Gerald Hayward, Loyola vs. Arizona, 1988
32	Tim Pickett, Florida State, vs. Davidson, 2002
31	Sean Elliott, Arizona vs. Duke, 1987
28	Michael Dickerson, Arizona vs. Kansas State, 1997
28	Rick Olson, Wisconsin vs. Boston College, 1986
28	Victor Alexander Iowa State vs. Temple, 1990
28	Parrish Casebeer, Evansville vs. Maryland, 1991
28	Antonio Jackson, Mississippi St. vs. UL-Lafayette, 2000

### Two-Game Scoring

64	Parrish Casebeer, Evansville, 1991
63	Khalid Reeves, Arizona, 1993
55	Sean Elliott, Arizona, 1987
52	Sean Elliott, Arizona, 1988
50	Kareem Townes, La Salle, 1992
50	Antonio Jackson, Mississippi State, 2000
49	Victor Alexander, Iowa State, 1990
48	Michael Dickerson, Arizona, 1997
48	Derek Hart, Texas A & M, 1995
48	Derek Molis, Fordham, 1993
48	Mark Macon, Temple, 1990

### Single-Game Rebounding

20	Brian Shorter, Pittsburgh vs. Northwestern, 1988
17	Ken Redfield, Michigan State vs. Florida, 1987
14	Parrish Casebeer, Evansville vs. Maryland, 1991
14	Chris Mills, Arizona vs. Rutgers, 1991
14	Michael Wright, Arizona vs. Delaware, 1999
14	Hassan Adams, Arizona vs. La.-Lafayette, 2003
13	Anthony Cook, Arizona vs. Michigan State, 1987
13	Brian Schwabe, Northwestern vs. Pittsburgh, 1988
13	Sean Elliott, Arizona vs. Pittsburgh, 1988
13	Jud Buechler, Arizona vs. Purdue, 1989
13	Wayne Womack, Arizona vs. Evansville, 1991
13	Donnell Harris, Arizona vs. Robert Morris, 1996
13	A.J. Bramlett, Arizona vs. Florida International, 1998

### Two-Game Rebounding

30	Brian Shorter, Pittsburgh, 1988
24	Aubrey Wiley, Auburn, 1993
24	Mark Davis, Texas Tech, 1994
23	Anthony Cook, Arizona, 1987
23	Antowne Johnson, Loyola, 1988
23	Chris Mills, Arizona, 1991
22	Joaquim Gomes, Valparaiso, 2003
22	Ken Redfield, Michigan State, 1986
22	Brian Schwabe, Northwestern, 1988
21	John Amaechi, Penn State, 1994
21	Michael Wright, Arizona, 1999

**2013 Pac-12 Men's Basketball Tournament**  
**Wed.-Sat., March 13-16, 2012 ■ Las Vegas, Nev.**  
**MGM Grand Garden Arena ■ Pac-12 Networks & ESPN**

For the 16th time in its history, and 12th consecutive season, the Pac-12 Conference will hold a postseason basketball tournament to determine the league's automatic berth in the NCAA Men's Basketball Tournament. For the eighth straight year, all league members advance to the Pac-12 Tournament, scheduled for Wednesday-Saturday, March 13-16 at the MGM Grand Garden Arena in Las Vegas, and will be seeded based on regular-season finish.

First-round games will be televised by the Pac-12 Networks, while quarterfinal and semifinal action will split between the Pac-12 Networks and the ESPN family. The championship game will be televised by ESPN on Saturday, March 16 at 8 p.m. PDT.

The original incarnation of the Pac-10 Tournament ran from 1987-90. The inaugural event was held following the 1986-87 season at Pauley Pavilion in Los Angeles. Tournaments were also held in Tucson, Ariz., (1988), Los Angeles (1989), Tempe, Ariz. (1990), and Los Angeles' Staples Center (2002-12) as well.

UCLA captured the first Pac-10 (now 12) Tournament title on its home court in 1987 before Arizona won four consecutive championships from 1988-2002. Oregon (2003, 2007), Stanford (2004), Washington (2005, 2010, 2011), UCLA (2006, 2008), USC (2009) and Colorado (2012) have each won titles, respectively, with the Buffaloes capturing the postseason tournament title last year, courtesy of a 53-51 win over Arizona.

**Tentative 2012 Pac-12 Men's Basketball Tournament Schedule**  
 (Schedule subject to change, all times PST)

**Quarterfinals, Wed., March 13**

- Game 1:** No. 8 Seed vs. No. 9 Seed, Noon, Pac-12 Networks  
**Game 2:** No. 5 Seed vs. No. 12 Seed, 2:30 p.m., Pac-12 Networks  
**Game 3:** No. 7 Seed vs. No. 10 Seed, 6 p.m., Pac-12 Networks  
**Game 4:** No. 6 Seed vs. No. 11 Seed, 8:30 p.m., Pac-12 Networks

**Quarterfinals, Thurs., March 14**

- Game 5:** Quarterfinal No. 1 (8/9 vs. 1), Noon, Pac-12 Networks  
**Game 6:** Quarterfinal No. 2 (5/12 vs. 4), 2:30 p.m., Pac-12 Networks  
**Game 7:** Quarterfinal No. 3 (7/10 vs. 2), 6 p.m., Pac-12 Networks  
**Game 8:** Quarterfinal No. 4 (6/11 vs. 3), 8:30 p.m., ESPNU

**Semifinals, Fri., March 15**

- Game 9:** Game 5 winner vs. Game 6 winner, 6 p.m., Pac-12 Networks  
**Game 10:** Game 7 winner vs. Game 8 winner, 8:30 p.m., ESPN/2

**Championship, Sat., March 16**

- Game 11:** Game 9 Winner vs. Game 10 Winner, 8 p.m., ESPN

**Composite Pac-12 Tournament Records (1987-2012)**

School	W	L	Pct.	Championships
Colorado	4	0	1.000	1 (2012)
<b>ARIZONA</b>	<b>21</b>	<b>11</b>	<b>.656</b>	<b>4 (1988, '89, '90, 2002)</b>
Washington	15	11	.577	3 (2005, 2010, 2011)
UCLA	16	12	.571	3 (1987, 2006, 2008)
Oregon	15	12	.556	2 (2003, 2007)
USC	13	12	.520	1 (2009)
Stanford	13	14	.481	1 (2004)
California	12	15	.444	
Oregon State	8	13	.381	
Washington State	5	13	.278	
Arizona State	5	14	.263	
Utah	0	1	.000	

**Arizona Tournament Record Against:**

School	Record	Last Meeting
Arizona State	1-1	2009 (QF)
California	3-0	2005 (QF)
Colorado	0-1	2012 (CH)
Oregon	0-2	2007 (QF)
Oregon State	6-0	2012 (SF)
Stanford	4-1	2008 (QF)
UCLA	2-3	2012 (QF)
USC	4-0	2011 (SF)
Washington	0-3	2011 (CH)
Washington State	1-0	1989 (QF)

**All-Time Pac-12 Men's Basketball Tournament Results**

1987: Pauley Pavilion, Los Angeles, Calif.; **First Round, Thurs., March 5:** (8) Arizona St. 76, (9) Washington St. 60; (7) Oregon 51, (10) USC 49. **Quarterfinals, Fri., March 6:** (4) California 64, (5) Oregon State 57; (1) UCLA 99, Arizona State 83; (3) Washington 86, (6) Stanford 71; Oregon 72, (2) Arizona 63. **Semifinals, Sat., March 7:** UCLA 75, California 68; Washington 70, Oregon 56. **Championship, Sun., March 8:** UCLA 76, Washington 64.

1988: McKale Center, Tucson, Ariz.; **First Round, Thurs., March 10:** (9) California 76, (8) USC 59; (10) Washington 96, (7) Arizona St. 82. **Quarterfinals, Fri., March 11:** (4) Stanford 88, (5) Oregon 67; (1) Arizona 88, California 64; (2) Oregon State 80, Washington 61; (6) Washington State 73, (3) UCLA 71. **Semifinals, Sat., March 12:** Arizona 97, Stanford 83; Oregon St. 74, Washington St. 68 (2ot). **Championship, Sun., March 13:** Arizona 93, Oregon State 67.

1989: Great Western Forum, Los Angeles, Calif.; **First Round, Thurs., March 9:** (8) Washington State 78, (9) Oregon 56; (10) USC 94, (7) Arizona State 82. **Quarterfinals, Fri., March 10:** (4) Oregon State 79, (5) California 66; (1) Arizona 62, Washington State 54; (2) Stanford 66, USC 61; (3) UCLA 64, (6) Washington 54. **Semifinals, Sat., March 11:** Arizona 98, Oregon State 87; Stanford 95, UCLA 86. **Championship, Sun., March 8:** Arizona 73, Stanford 51.

1990: University Activity Center, Tempe, Ariz.; **First Round, Thurs., March 8:** (8) Arizona St. 57, (9) Washington 51; (7) USC 85, (10) Washington State 68. **Quarterfinals, Fri., March 9:** (4) UCLA 94, (5) Oregon 76; Arizona State 83, (1) Oregon State 75; (2) Arizona 80, USC 57; (6) Stanford 77, (3) California 61. **Semifinals, Sat., March 10:** UCLA 79, Arizona State 78; Arizona 85, Stanford 61. **Championship, Sun., March 11:** Arizona 94, UCLA 78.

2002: Staples Center, Los Angeles, Calif.; **Quarterfinals, Thurs., March 7:** (1) Oregon 86, (8) Washington 64; (4) USC 103, (5) Stanford 78; (2) Arizona 73, (7) Arizona State 56; (3) California 67, (6) UCLA 61. **Semifinals, Fri., March 8:** USC 89, Oregon 78; Arizona 90, California 78. **Championship, Sat., March 9:** Arizona 81, USC 71.

2003: Staples Center, Los Angeles, Calif.; **Quarterfinals, Thurs., March 13:** (8) UCLA 96, (1) Arizona 89 (OT); (5) Oregon 83, (4) Arizona State 82; (7) USC 79, (2) Stanford 74; (3) California 69, (6) Oregon State 46. **Semifinals, Fri., March 14:** Oregon 75, UCLA 74; USC 79, California 62. **Championship, Sat., March 15:** Oregon 74, USC 66.

2004: Staples Center, Los Angeles, Calif.; **Quarterfinals, Thurs., March 11:** (1) Stanford 68, (8) Washington State 47; (5) Oregon 87, (4) California 82; (2) Washington 91 (7) UCLA 83; (3) Arizona 79, (6) USC 76. **Semifinals, Fri., March 12:** Stanford 70, Oregon 63; Washington 90, Arizona 85. **Championship, Sat., March 13:** Stanford 77, Washington 66.

2005: Staples Center, Los Angeles, Calif.; **Quarterfinals, Thurs., March 10:** (1) Arizona 88, (8) California 63; (5) Oregon State 79, (4) UCLA 72; (2) Washington 95 (7) Arizona State 90, OT; (3) Stanford 60, (6) Washington State 58. **Semifinals, Fri., March 11:** Arizona 90, Oregon State 59; Washington 66, Stanford 63. **Championship, Sat., March 12:** Washington 81, Arizona 72.

2006: Staples Center, Los Angeles, Calif.; **First Round, Wed., March 8:** (8) Oregon State 71, (9) Arizona State 68; (7) Oregon 66, (10) Washington State 55. **Quarterfinals, Thurs., March 9:** (4) Arizona 73, (5) Stanford 68; (1) UCLA 79, Oregon State 47; (3) California 82, (6) USC 67; Oregon 84, (2) Washington 73. **Semifinals, Fri., March 10:** UCLA 71, Arizona 59; California 91, Oregon 87 (2 OT). **Championship, Sat., March 11:** UCLA 71, California 52.

2007: Staples Center, Los Angeles, Calif.; **First Round, Wed., March 7:** (8) California 70, (9) Oregon State 51; (7) Washington 59, (10) Arizona State 51. **Quarterfinals, Thurs., March 8:** (4) Oregon 69, (5) Arizona 50; California 76, (1) UCLA 69 (ot); (3) USC 83, (6) Stanford 79 (ot); (2) Washington State 74, Washington 64. **Semifinals, Fri., March 9:** Oregon 81, California 63; USC 70, Washington State 61. **Championship, Sat., March 10:** Oregon 81, USC 57.

2008: Staples Center, Los Angeles, Calif.; **First Round, Wed., March 12:** (9) California 84, (8) Washington 81; (7) Arizona 87, (10) Oregon State 56. **Quarterfinals, Thurs., March 13:** (4) USC 59, (5) Arizona State 55; (1) UCLA 88, California 66; (3) Washington State 75, (6) Oregon 70; (2) Stanford 75, Arizona 64. **Semifinals, Fri., March 14:** UCLA 57, USC 54; Stanford 75, Washington State 68. **Championship, Sat., March 15:** UCLA 67, Stanford 64.

2009: Staples Center, Los Angeles, Calif.; **First Round, Wed., March 11:** (9) Stanford 62, (8) Oregon State 54; (7) Washington State 62, (10) Oregon 40. **Quarterfinals, Thurs., March 12:** (4) Arizona State 68, (5) Arizona 56; (1) Washington 85, Stanford 73; (6) USC 79, (3) California 75; (2) UCLA 64, Washington State 53. **Semifinals, Fri., March 13:** Arizona State 75, Washington 65; USC 65, UCLA 55. **Championship, Sat., March 14:** USC 66, Arizona State 63.

2010: Staples Center, Los Angeles, Calif.; **First Round, Wed., March 10:** (8) Oregon 82, (9) Washington State 80 (ot). **Quarterfinals, Thurs., March 11:** (5) UCLA 75, (4) Arizona 69; (1) California 90, Oregon 74; (7) Stanford 70, (2) Arizona State 61; (3) Washington 59, (6) Oregon State 52. **Semifinals, Fri., March 12:** California 85, UCLA 72; Washington 79, Stanford 64. **Championship, Sat., March 13:** Washington 79, California 75.

2011: Staples Center, Los Angeles, Calif.; **First Round, Wed., March 9:** (9) Oregon State 69, (8) Stanford 67; (7) Oregon 76, (10) Arizona State 69. **Quarterfinals, Thurs., March 10:** (4) USC 70, (5) California 56; (1) Arizona 78, Oregon State 69; (7) Oregon 76, (2) UCLA 59; (3) Washington 89, (6) Washington State 87. **Semifinals, Fri., March 11:** Arizona 67, USC 62; Washington 69, Oregon 51. **Championship, Sat., March 12:** Washington 77, Arizona 75 (ot).

2012: Staples Center, Los Angeles, Calif.; **First Round, Wed., March 7:** (9) Oregon State 69, (8) Washington State 64; (5) UCLA 55, (12) USC 40; (7) Stanford 85, (10) Arizona State 65; (6) Colorado 53, (11) Utah 41. **Quarterfinals, Thurs., March 8:** (9) Oregon State 86, (1) Washington 84; (4) Arizona 66, UCLA 58; (2) California 77, Stanford 71; Colorado 63, (3) Oregon 62. **Semifinals, Fri., March 9:** Arizona 72, Oregon State 61; Colorado 70, California 59. **Championship, Sat., March 10:** Colorado 53, Arizona 51.

Opponent	W	L	First Game	Last Game	Opponent	W	L	First Game	Last Game
+Adams State	2	0	1977	2008	Georgia Tech	0	1	1991	1991
Air Force	2	4	1959	1968	Gonzaga	3	1	2001	2012
Alabama	0	2	1985	1990	Grand Canyon	4	0	1978	1981
Alaska-Anchorage	1	0	1995	1995	Hamline	3	0	1956	1963
<b>Arizona State</b>	<b>142</b>	<b>80</b>	<b>1914</b>	<b>2012</b>	Hardin-Simmons	24	14	1940	1967
Arkansas	2	6	1949	1995	Harvard	2	0	1967	1978
Arkansas-Little Rock	1	0	1988	1988	<b>Hawaii</b>	<b>2</b>	<b>0</b>	<b>1976</b>	<b>1992</b>
Auburn	0	1	1986	1986	Hawaii-Hilo	2	0	1985	1986
Austin Peay	1	0	1991	1991	Hawaii Pacific	2	0	1985	1986
Ball State	1	0	2012	2012	Holy Cross	1	0	1998	1998
Baylor	5	3	1948	1997	+Houston	6	5	1968	2009
Beloit	1	1	1950	1954	Houston Baptist	1	0	1985	1985
Bethune-Cookman	1	0	2011	2011	Idaho	4	0	1974	1979
Boston College	3	0	1986	1997	Idaho State	4	4	1959	2011
Boston University	1	0	2003	2003	+Illinois	8	6	1967	2008
Bowling Green	0	1	1956	1956	Illinois State	1	0	1998	1998
Bradley	3	7	1948	1965	Illinois Wesleyan	1	1	1982	1983
Brigham Young	20	19	1952	2011	Iowa	3	5	1958	1996
Bryant	1	0	2012	2012	Iowa State	3	3	1970	1998
Bucknell	0	1	2012	2012	I.U.P.U.I.	1	0	1999	1999
Butler	3	0	1971	2001	Jackson State	2	0	1997	2000
<b>+California</b>	<b>55</b>	<b>28</b>	<b>1924</b>	<b>2012</b>	Jacksonville	0	1	1970	1970
Cal-Poly Pomona	2	0	1966	1974	James Madison	1	0	1997	1997
Cal-Poly SLO	0	0	1950	1958	Kansas	4	8	1980	2011
Cal State-Bakersfield	1	0	1973	1973	Kansas State	5	8	1951	1999
+Cal State-Fullerton	4	1	1976	2011	Kentucky	3	2	1946	1999
Cal State-Hayward	2	0	1965	1981	Lamar	1	1	1980	1981
Cal State-Los Angeles	4	5	1958	1972	LaSalle	1	2	1950	1995
Canisius	1	3	1948	1954	LaVerne	2	0	1932	1933
Centenary	2	1	1953	1974	Liberty	1	0	2004	2004
Chaminade	1	0	2001	2001	Lipscomb	1	0	2010	2010
Charleston (W.Va.)	1	0	1981	1981	<b>Long Beach State</b>	<b>3</b>	<b>0</b>	<b>1988</b>	<b>1996</b>
College of Charleston	1	0	1997	1997	Long Island	1	0	1951	1951
Cincinnati	3	0	1976	1996	Louisiana-Lafayette	2	0	1979	2004
<b>Clemson</b>	<b>2</b>	<b>0</b>	<b>1989</b>	<b>2012</b>	Louisiana State	3	3	1991	2003
Cleveland State	1	0	2009	2009	Louisiana Tech	1	0	2010	2010
<b>Colorado</b>	<b>6</b>	<b>10</b>	<b>1961</b>	<b>2012</b>	Louisville	2	3	1949	2009
Colorado State	14	11	1955	1978	Loyola (Ill.)	1	0	1989	1989
Columbia	1	0	1975	1975	Loyola (Md.)	1	0	1994	1994
Connecticut	0	5	1999	2011	Loyola Marymount	8	4	1937	2009
Coppin State	1	0	1997	1997	Manhattan	1	0	2005	2005
Cornell	1	0	1988	1988	Marquette	3	1	1974	2005
Creighton	1	1	1968	1969	Maryland	3	0	1964	2002
Davidson	1	0	2003	2003	Memphis	4	4	1953	2011
Dayton	2	1	1951	2001	<b>Miami (Fla.)</b>	<b>2</b>	<b>0</b>	<b>1986</b>	<b>1990</b>
Delaware	1	0	1999	1999	Miami (Ohio)	0	2	1947	1995
Delaware State	1	0	1993	1993	Michigan	6	2	1958	2005
Denver	3	1	1962	1986	Michigan State	4	3	1947	2006
DePaul	0	2	1930	1934	Midwestern	2	0	1976	1980
DePauw	1	0	1971	1971	Minnesota	0	4	1952	1995
Detroit	1	1	1976	1977	<b>Mississippi</b>	<b>1</b>	<b>1</b>	<b>1953</b>	<b>2001</b>
Drake	1	1	1934	1975	Mississippi State	2	2	1971	2012
Duke	4	4	1962	2011	Mississippi Valley State	1	0	2009	2009
Duquesne	2	3	1948	2012	Missouri	1	1	1985	1994
East Carolina	1	0	1975	1975	Montana	1	0	1995	1995
<b>East Tennessee State</b>	<b>1</b>	<b>1</b>	<b>1991</b>	<b>1992</b>	Montana State	1	1	1940	1982
Eastern Illinois	1	0	2001	2001	Morehead State	1	0	1947	1947
Eastern Michigan	2	0	1969	1978	Morgan State	1	0	1997	1997
Eastern New Mexico	1	0	1961	1961	Murray State	1	1	1956	1957
Eastern Washington	1	0	2005	2005	Nebraska	2	2	1961	1999
Evansville	3	1	1964	1992	New Mexico	83	42	1917	2000
<b>Florida</b>	<b>1</b>	<b>2</b>	<b>2002</b>	<b>2012</b>	New Mexico State	59	38	1917	2012
Florida Atlantic	1	0	2009	2009	New Mexico Tech	10	0	1920	1942
Florida International	1	0	1998	1998	New Orleans	3	0	1992	1994
Florida State	1	3	1970	1997	New York University	0	1	1952	1952
Fordham	1	1	1970	1994	Niagara	0	1	1954	1954
Fort Hays State	1	0	1984	1984	Nicholls State	1	0	1998	1998
+Fresno State	3	3	1960	2008	North Carolina	3	4	1949	2007
Georgetown	2	1	1976	1995	North Carolina-Asheville	1	0	1997	1997

A

Opponent	W	L	First Game	Last Game
North Carolina-Wilmington	1	0	1999	1999
North Carolina State	2	0	2010	2011
North Texas	0	2	1968	1970
<b>+Northern Arizona</b>	<b>94</b>	<b>27</b>	<b>1919</b>	<b>2012</b>
Northern Colorado	2	1	1960	2011
Northern Illinois	2	0	1973	1975
Northwestern	2	0	1977	1979
Notre Dame	4	1	1934	2003
Oakland	1	0	2012	2012
Occidental	5	1	1931	1935
Ohio University	0	1	1956	1956
Ohio State	0	1	1972	1972
+Oklahoma	2	5	1988	2011
Oklahoma City	1	1	1934	1957
Oklahoma State	3	0	1994	2005
Old Dominion	1	0	1976	1976
<b>Oregon</b>	<b>45</b>	<b>24</b>	<b>1979</b>	<b>2012</b>
<b>+Oregon State</b>	<b>55</b>	<b>20</b>	<b>1976</b>	<b>2012</b>
Pacific	3	1	1958	1977
Penn State	1	0	1990	1990
Pennsylvania	1	0	1997	1997
Pepperdine	5	0	1965	2002
Pittsburgh	3	2	1949	1992
Pomona	2	0	1932	1993
Portland State	1	0	1976	1976
Princeton	1	0	1986	1986
Providence	3	2	1982	1997
Purdue	5	6	1934	2007
Regis	1	1	1960	1961
Rice	2	0	2010	2011
Richmond	2	0	1995	2005
Rhode Island	2	0	1993	1995
Robert Morris	3	0	1989	2011
Rutgers	2	0	1992	1995
St. Bonaventure	1	0	1987	1987
St. Francis (Pa.)	1	1	1968	1991
St. Francis (N.Y.)	0	1	1948	1948
St. John's (N.Y.)	1	0	2012	2012
St. Joseph's (Pa.)	2	0	1948	1994
Saint Louis	2	1	1934	2004
Saint Mary's (Calif.)	4	2	1949	2006
Samford	1	0	2007	2007
Sam Houston State	1	0	2006	2006
San Diego (Univ. of)	2	0	1973	2005
<b>+San Diego State</b>	<b>20</b>	<b>7</b>	<b>1946</b>	<b>2012</b>
<b>San Francisco</b>	<b>1</b>	<b>4</b>	<b>1949</b>	<b>1973</b>
San Francisco State	1	0	1985	1985
San Jose State	10	4	1937	1985
Santa Clara	6	4	1937	2011
Seattle University	5	2	1963	1971
Seton Hall	1	2	1988	2004
South Alabama	1	1	1972	1997
South Florida	1	0	1990	1990
Southeast Oklahoma	0	1	1940	1940
Southern Illinois	2	1	1966	1977
Southern Methodist	3	0	1974	1977
<b>Southern Mississippi</b>	<b>2</b>	<b>0</b>	<b>1951</b>	<b>1955</b>
Southwestern	0	1	1934	1934
<b>+Stanford</b>	<b>54</b>	<b>29</b>	<b>1938</b>	<b>2012</b>
Syracuse	1	2	1988	1995
Temple	2	0	1989	1992
Tennessee	1	3	1957	1998
Texas	9	2	1950	2011
<b>Texas-El Paso</b>	<b>59</b>	<b>30</b>	<b>1920</b>	<b>1995</b>
Texas-Pan American	1	1	1984	1985
Texas-San Antonio	1	1	1983	1986
+Texas A&M	6	1	1950	2009
Texas Christian	0	2	1940	1953
<b>Texas Tech</b>	<b>22</b>	<b>28</b>	<b>1934</b>	<b>1995</b>

Opponent	W	L	First Game	Last Game
Towson State	1	0	1995	1995
Tulane	2	0	1997	1997
Tulsa	1	2	1955	1986
UAB	1	1	2005	2009
UC-Davis	1	0	1975	1975
UC-Irvine	1	0	1998	1998
<b>UCLA</b>	<b>37</b>	<b>49</b>	<b>1923</b>	<b>2012</b>
UC-Riverside	2	0	1972	1981
UC-Santa Barbara	7	3	1956	2002
+UMKC	1	0	2008	2008
+UNLV	6	11	1973	2010
U.S. International	1	0	1982	1982
<b>+USC</b>	<b>60</b>	<b>40</b>	<b>1922</b>	<b>2012</b>
<b>Utah</b>	<b>23</b>	<b>28</b>	<b>1954</b>	<b>2009</b>
Utah State	1	3	1959	2005
Valparaiso	3	0	1996	2012
Vanderbilt	0	2	1957	2010
Vermont	1	0	2003	2003
Villanova	2	2	1968	2006
Virginia	2	3	1994	2008
Wake Forest	0	1	2005	2005
<b>+Washington</b>	<b>44</b>	<b>28</b>	<b>1965</b>	<b>2012</b>
<b>+Washington State</b>	<b>55</b>	<b>16</b>	<b>1960</b>	<b>2012</b>
Washington University	0	2	1949	1958
Wayne State	1	0	1947	1947
Weber State	4	0	1967	2009
West Texas State	20	16	1940	1962
+West Virginia	3	2	1949	2008
Western Illinois	1	0	1991	1991
Western Kentucky	2	0	2003	2006
Western New Mexico	3	3	1941	1962
Whittier	11	1	1924	1951
Wichita State	1	1	1952	1955
Wisconsin	2	3	1963	2010
Wright State	1	0	2005	2005
Wyoming	20	15	1963	2005

**Teams in bold represent Arizona's 2012-13 opponents**

+ Indicates that series results are affected by a vacated game(s) due to NCAA infractions. Records or streaks listed reflect on-court results only. For further information on specific games see pages 92-93 and the results for the 1998-99 and 2007-08 seasons.

**Current Streaks vs. 2012-13 Opponents**

+Arizona State	Lost 1
+California	Won 3
Charleston Southern	First Meeting
Clemson	Won 2
Colorado	Lost 1
East Tennessee State	Lost 1
Florida	Lost 2
Hawaii	Won 2
Indiana State	First Meeting
Long Beach State	Won 3
Miami (Fla.)	Won 2
Mississippi	Won 1
+Northern Arizona	Won 28
Oral Roberts	First Meeting
Oregon	Lost 1
+Oregon State	Won 4
San Diego State	Lost 2
San Francisco	Lost 3
Southern Miss	Won 2
Stanford	Won 6
Texas Tech	Won 5
UCLA	Won 2
+USC	Won 3
Utah	Won 5
UTEP	Won 2
+Washington	Lost 3
+Washington State	Won 4



<b>Arizona State (142-80)</b>											
12/13/13	W	41-17	Tucson	03/05/51	W	71-59	Tempe, Ariz.	01/11/97	W	92-84	Tempe, Ariz.
01/10/14	W	13-9	Tempe, Ariz.	02/11/52	W	77-69	Tucson	02/05/97	W	87-71	Tucson
01/13/23	W	29-20	Tucson	02/28/52	L	59-87	Tempe, Ariz.	01/15/98	W	127-99	Tucson
01/31/23	W	31-22	Tempe, Ariz.	01/31/53	L	73-75	Tempe, Ariz.	02/14/98	W	83-82	Tempe, Ariz.
01/26/24	W	39-24	Tempe, Ariz.	02/12/53	W	65-60	Tucson	01/14/99	W	74-73	Tempe, Ariz.
01/24/25	W	42-16	Tucson	01/22/54	W	79-65	Tucson	02/10/99	W	86-80	Tucson
02/02/25	W	40-17	Tempe, Ariz.	02/08/54	W	82-75	Tempe, Ariz.	01/26/00	W	86-55	Tempe, Ariz.
02/04/25	W	17-16	Tempe, Ariz.	01/29/55	L	74-92	Tempe, Ariz.	02/26/00	W	89-82	Tucson
01/13/26	W	30-24	Tucson	03/02/55	L	103-104 (ot)	Tucson	01/24/01	W	86-75	Tucson
01/16/26	L	18-23	Tucson	01/18/56	W	89-76	Tucson	02/21/01	W	88-58	Tempe, Ariz.
02/01/26	L	19-25	Tempe, Ariz.	02/25/56	L	88-96	Tempe, Ariz.	01/23/02	L	72-88	Tempe, Ariz.
02/02/26	W	32-21	Tempe, Ariz.	02/16/57	W	96-90	Tempe, Ariz.	02/20/02	W	83-75	Tucson
01/21/27	W	29-18	Tucson	03/04/57	W	77-70	Tucson	03/07/02	W	73-56	Los Angeles, Calif.
01/22/27	W	32-25	Tucson	02/22/58	L	66-70	Tucson	<b>(2002 Pac-10 Tournament Quarterfinals)</b>			
01/31/27	W	36-29	Tempe, Ariz.	03/03/58	L	76-78	Tempe, Ariz.	01/22/03	W	71-63	Tucson
02/01/27	W	43-25	Tempe, Ariz.	01/24/59	L	72-88	Tempe, Ariz.	02/22/03	W	92-72	Tempe, Ariz.
01/13/28	W	39-32	Tucson	02/07/59	L	62-85	Tucson	01/03/04	W	93-74	Tempe, Ariz.
01/14/28	W	38-24	Tucson	01/23/60	L	61-71	Tucson	03/07/04	W	106-81	Tucson
01/30/28	L	27-47	Tempe, Ariz.	03/05/60	L	71-76	Tempe, Ariz.	01/02/05	W	97-79	Tucson
02/01/28	W	30-23	Tempe, Ariz.	02/04/61	L	78-94	Tempe, Ariz.	03/05/05	W	70-68	Tempe, Ariz.
01/18/29	W	36-18	Tucson	02/25/61	L	75-94	Tucson	01/25/06	W	80-70	Tempe, Ariz.
01/19/29	W	54-20	Tucson	01/20/62	L	67-73	Tucson	02/25/06	W	68-47	Tucson
02/04/29	W	56-22	Tempe, Ariz.	02/27/62	L	53-67	Tempe, Ariz.	01/24/07	W	71-47	Tucson
02/05/29	W	43-21	Tempe, Ariz.	02/09/63	L	54-73	Tempe, Ariz.	02/25/07	W	61-58	Tempe, Ariz.
01/10/30	W	50-40	Tucson	03/04/63	L	53-58	Tucson	01/09/08	L	59-64 (ot)	Tempe, Ariz.
01/11/30	W	54-23	Tucson	02/08/64	L	66-67	Tucson	02/10/08	L	54-59	Tucson
02/03/30	W	48-40	Tempe, Ariz.	03/04/64	L	69-72	Tempe, Ariz.	01/21/09	L	47-53	Tucson
02/04/30	L	31-34	Tempe, Ariz.	02/13/65	L	69-76	Tempe, Ariz.	02/22/09	L	68-70	Tempe, Ariz.
01/23/31	L	20-28	Tucson	03/03/65	W	97-87	Tucson	03/12/09	L	56-68	Los Angeles, Calif.
01/24/31	W	26-24	Tucson	01/22/66	L	65-68	Tucson	<b>(2009 Pac-10 Tournament Quarterfinals)</b>			
02/03/31	L	20-38	Tempe, Ariz.	02/26/66	W	91-80	Tempe, Ariz.	01/23/10	W	77-58	Tempe, Ariz.
02/04/31	W	28-23	Tempe, Ariz.	01/07/67	L	67-73	Tempe, Ariz.	02/21/10	L	69-73	Tucson
01/15/32	W	39-20	Tucson	02/25/67	W	92-65	Tucson	01/15/11	W	80-69	Tucson
01/16/32	W	50-38	Tucson	01/06/68	W	74-69	Tucson	02/13/11	W	67-52	Tempe, Ariz.
02/01/32	W	51-24	Tempe, Ariz.	02/17/68	L	61-78	Tempe, Ariz.	12/31/11	W	68-51	Tucson
02/02/32	W	36-26	Tempe, Ariz.	01/11/69	W	81-80	Tempe, Ariz.	03/04/12	L	63-65	Tempe, Ariz.
01/13/33	W	32-30	Tucson	03/01/69	W	90-73	Tucson	<b>California (55-28)</b>			
01/14/33	W	30-29	Tucson	02/07/70	W	97-75	Tucson	02/01/24	L	30-38	Oakland, Calif.
02/03/33	W	35-21	Tempe, Ariz.	03/04/70	W	90-89	Tempe, Ariz.	02/02/24	W	23-14	Oakland, Calif.
02/04/33	W	21-16	Tempe, Ariz.	01/16/71	L	83-112	Tempe, Ariz.	01/07/36	L	31-33	Tucson
01/19/34	W	33-22	Tucson	02/20/71	L	83-95	Tucson	12/30/36	L	22-55	Berkeley, Calif.
01/20/34	W	34-26	Tucson	02/05/72	L	78-91	Tucson	12/19/55	L	74-84	Tucson
02/02/34	W	39-24	Tempe, Ariz.	03/04/72	L	75-83	Tempe, Ariz.	12/22/56	L	49-70	Tucson
02/03/34	W	52-26	Tempe, Ariz.	01/13/73	L	60-63	Tempe, Ariz.	12/27/58	L	46-90	Berkeley, Calif.
01/18/35	W	36-30	Tucson	02/17/73	L	105-110	Tucson	12/18/63	W	64-58	Tucson
01/19/35	W	40-35	Tucson	02/02/74	W	98-90	Tucson	12/11/64	L	55-57	Berkeley, Calif.
02/01/35	L	33-40	Tempe, Ariz.	03/02/74	L	95-108	Tempe, Ariz.	12/29/65	W	62-58	Seattle, Wash.
02/02/35	W	49-39	Tempe, Ariz.	02/01/75	L	81-83	Tucson	<b>(Northwest Holiday Tournament)</b>			
01/13/36	W	34-27	Tucson	03/08/75	L	92-107	Tempe, Ariz.	12/04/70	L	79-87	Tucson
01/14/36	W	40-39	Tucson	02/07/76	L	63-67	Tempe, Ariz.	12/04/71	L	76-79	Berkeley, Calif.
02/07/36	L	41-43	Tempe, Ariz.	03/06/76	W	77-72	Tucson	12/27/74	L	82-84	Norfolk, Va.
02/08/36	W	38-34	Tempe, Ariz.	11/26/76	W	92-91 (ot)	Tucson	<b>(Old Dominion Classic)</b>			
01/08/37	W	38-27	Tucson	02/05/77	W	99-83	Tucson	01/06/79	W	69-64	Tucson
01/09/37	W	51-33	Tucson	03/05/77	L	89-95 (ot)	Tempe, Ariz.	02/02/79	W	83-75	Berkeley, Calif.
01/15/37	W	37-36	Tempe, Ariz.	11/26/77	W	72-70	Tempe, Ariz.	01/03/80	W	89-81	Berkeley, Calif.
01/16/37	L	27-44	Tempe, Ariz.	02/04/78	L	64-69 (ot)	Tempe, Ariz.	02/02/80	W	65-62	Tucson
01/07/38	L	41-52	Tucson	03/04/78	W	88-75	Tucson	01/31/81	W	73-71	Berkeley, Calif.
01/08/38	L	34-37	Tucson	11/24/78	L	82-84	Tucson	02/26/81	W	83-72	Tucson
02/28/38	L	31-49	Tempe, Ariz.	01/27/79	L	68-76	Tempe, Ariz.	01/30/82	L	73-85	Tucson
03/01/38	L	38-44	Tempe, Ariz.	02/24/79	W	85-80	Tucson	02/26/82	L	59-63	Berkeley, Calif.
01/06/39	L	33-35	Tempe, Ariz.	12/27/79	L	78-85	Tempe, Ariz.	02/05/83	L	57-59	Berkeley, Calif.
01/07/39	L	36-40	Tempe, Ariz.	01/26/80	L	72-97	Tucson	03/05/83	L	59-84	Tucson
02/24/39	L	43-50	Tucson	01/24/81	L	65-83	Tempe, Ariz.	02/02/84	W	56-50	Tucson
02/25/39	W	48-44	Tucson	02/21/81	L	66-71	Tucson	03/03/84	L	62-70	Berkeley, Calif.
01/12/40	W	37-35	Tucson	01/23/82	L	54-55	Tucson	01/10/85	W	69-67	Berkeley, Calif.
01/13/40	W	36-34	Tucson	02/20/82	L	56-82	Tempe, Ariz.	02/09/85	W	66-48	Tucson
02/05/40	W	51-40	Tempe, Ariz.	01/22/83	L	69-82	Tempe, Ariz.	01/12/86	W	79-72 (2ot)	Tucson
02/06/40	L	37-39	Tempe, Ariz.	02/19/83	L	70-77	Tucson	02/06/86	W	61-52	Berkeley, Calif.
01/10/41	W	55-40	Tucson	01/20/84	W	71-49	Tucson	01/22/87	L	81-82 (2ot)	Tucson
01/11/41	W	51-38	Tucson	02/17/84	W	65-64	Tempe, Ariz.	03/01/87	W	70-51	Berkeley, Calif.
03/05/41	L	34-51	Tempe, Ariz.	01/05/85	W	61-60	Tempe, Ariz.	01/07/88	W	80-51	Tucson
01/17/42	W	59-45	Tucson	03/09/85	W	68-48	Tucson	02/07/88	W	74-62	Berkeley, Calif.
01/27/42	L	41-42	Tempe, Ariz.	01/04/86	W	62-53	Tucson	03/11/88	W	88-64	Tucson
01/14/43	W	49-35	Tucson	03/09/86	L	63-70	Tempe, Ariz.	<b>(1988 Pac-10 Tournament Quarterfinals)</b>			
01/15/43	L	39-41	Tucson	01/29/87	W	82-67	Tempe, Ariz.	01/07/89	W	64-55	Berkeley, Calif.
01/22/43	W	63-40	Tempe, Ariz.	01/31/87	W	66-54	Tucson	02/02/89	W	86-59	Tucson
01/23/43	W	43-29	Tempe, Ariz.	01/28/88	W	99-59	Tucson	01/02/90	W	71-70 (ot)	Tucson
12/15/44	L	44-52	Tempe, Ariz.	02/27/88	W	101-73	Tempe, Ariz.	02/21/90	W	93-68	Berkeley, Calif.
12/16/44	L	41-48	Tempe, Ariz.	01/26/89	W	96-71	Tempe, Ariz.	01/26/91	L	78-85	Berkeley, Calif.
01/19/45	W	39-36	Tucson	02/23/89	W	109-74	Tucson	02/21/91	W	100-63	Tucson
01/20/45	W	39-37	Tucson	01/17/90	W	70-61	Tempe, Ariz.	02/09/92	W	80-68	Berkeley, Calif.
01/10/46	W	58-30	Tucson	02/15/90	W	71-50	Tucson	03/05/92	W	100-77	Tucson
01/11/46	W	60-37	Tucson	01/17/91	W	74-71	Tempe, Ariz.	02/07/93	W	93-81	Tucson
01/25/46	W	45-35	Tempe, Ariz.	02/13/91	W	71-50	Tucson	03/04/93	L	71-74	Berkeley, Calif.
01/26/46	W	44-27	Tempe, Ariz.	01/22/92	W	92-65	Tucson	01/13/94	L	93-98 (ot)	Tucson
01/25/47	W	61-50	Tempe, Ariz.	02/20/92	L	74-77	Tempe, Ariz.	02/13/94	L	96-77	Berkeley, Calif.
02/01/47	W	63-41	Tucson	01/20/93	W	91-87	Tempe, Ariz.	01/12/95	W	99-86	Berkeley, Calif.
01/24/48	W	47-46	Tempe, Ariz.	02/18/93	W	116-80	Tucson	02/12/95* (W)	72-74	Tucson	
02/21/48	W	61-58	Tucson	01/05/94	W	98-81	Tucson	01/04/96* (W)	75-99	Oakland, Calif.	
01/24/49	W	45-44	Tempe, Ariz.	03/12/94	L	87-94	Tempe, Ariz.	03/09/96	W	71-68	Tucson
02/19/49	W	63-60	Tucson	01/05/95	L	52-53	Tempe, Ariz.	01/02/97	W	81-80	Tucson
01/16/50	W	81-61	Tempe, Ariz.	03/11/95	L	98-103 (2ot)	Tucson	03/08/97	L	77-79	San Francisco, Calif.
02/04/50	W	73-51	Tucson	01/10/96	W	108-76	Tucson	01/31/98	W	70-57	Oakland, Calif.
02/09/51	W	87-66	Tucson	02/07/96	W	71-69	Tempe, Ariz.	02/26/98	W	76-73	Tucson



01/30/99	W	91-74	Tucson
02/25/99	L	76-89	Oakland, Calif.
01/06/00	W	65-61	Berkeley, Calif.
03/11/00	W	70-61	Tucson
01/04/01	W	78-75	Tucson
03/10/01	W	78-76	Berkeley, Calif.
01/31/02	W	68-58	Berkeley, Calif.
03/02/02	W	99-53	Tucson
03/08/02	W	90-78	Los Angeles, Calif.
(2002 Pac-10 Tournament Semifinals)			
02/01/03	W	95-80	Tucson
02/27/03	W	88-75	Berkeley, Calif.
01/08/04	W	95-75	Tucson
02/05/04	L	83-87	Berkeley, Calif.
01/06/05	W	87-67	Berkeley, Calif.
02/03/05	W	97-76	Tucson
03/10/05	W	88-63	Los Angeles, Calif.
(2005 Pacific Life Pac-10 Tournament Quarterfinals)			
01/21/06	W	60-55	Tucson
02/16/06	L	66-75	Berkeley, Calif.
12/28/06	W	94-85	Tucson
03/01/07	W	70-65	Berkeley, Calif.
01/19/08	W+	79-75	Berkeley, Calif.
02/14/08	W+	83-73	Tucson
01/02/09	L	55-69	Berkeley, Calif.
03/05/09	L	77-83	Tucson
01/31/10	W	76-72	Tucson
02/25/10	L	71-95	Berkeley, Calif.
01/06/11	W	73-71	Tucson
02/05/11	W	107-105 (3ot)	Berkeley, Calif.
02/02/12	W	78-74	Berkeley, Calif.

#### Charleston Southern (0-0)

First Meeting

#### Clemson (2-0)

03/18/89	W	94-68	Boise, Idaho
(1989 NCAA West Region, Second Round)			
12/10/11	W	63-47	Tucson
(Fiesta Bowl Classic)			

#### Colorado (6-10)

12/02/60	L	72-82	Tucson
12/03/60	L	60-83	Tucson
12/08/61	L	51-72	Boulder, Colo.
12/09/61	L	57-60	Boulder, Colo.
12/22/62	W	60-52	Tucson
12/06/63	L	60-75	Boulder, Colo.
12/20/65	L	73-77 (3ot)	Tucson
12/17/66	L	74-91	Boulder, Colo.
12/18/67	W	76-67	Tucson
12/19/68	L	69-70	Boulder, Colo.
12/03/73	W	91-76	Boulder, Colo.
12/21/74	W	94-63	Tucson
11/24/09	W	91-87 (ot)	Lahaina, Hawaii
(2009 EA Sports Maui Invitational)			
01/21/12	L	63-64	Boulder, Colo.
02/09/12	W	71-57	Tucson
03/10/12	L	51-53	Los Angeles, Calif.
(2012 Pacific Life Pac-12 Tournament, Championship)			

#### East Tennessee State (1-1)

11/16/90	W	88-79	Tucson
(Preseason N.I.T.)			
03/20/92	L	80-87	Atlanta, Ga.
(1992 NCAA Southeast Region, First Round)			

#### Florida (1-2)

11/09/01	W	75-71	New York City, N.Y.
(Coaches vs. Cancer IKON Classic)			
11/28/03	L	77-78	Springfield, Mass.
(MassMutual Classic)			
12/07/11	L	72-78 (ot)	Gainesville, Fla.

#### Hawaii (2-0)

12/30/75	W	84-74	Honolulu, Hawaii
(Rainbow Classic)			
12/01/91	W	85-71	Honolulu, Hawaii
(Hawaii Tip-Off Tournament)			

#### Indiana State (0-0)

First Meeting

#### Long Beach State (3-0)

12/04/87	W	94-62	Tucson
12/01/90	W	95-68	Tucson
11/15/95	W	91-57	Tucson
(Preseason N.I.T.)			

#### Miami, Fla. (2-0)

01/18/86	W	81-74 (ot)	Coral Gables, Fla.
12/19/89	W	83-53	Tucson

#### Mississippi (1-1)

01/02/53	L	70-75	Memphis, Tenn
(Memphis Invitational)			
03/23/01	W	66-56	San Antonio, Texas
(2001 NCAA Midwest Regional, Semifinal)			

#### Northern Arizona (94-27)

02/10/19	L	32-37	Tucson
02/11/19	W	57-28	Tucson
02/10/28	W	28-25	Tucson
02/11/28	L	30-40	Tucson
02/15/29	L	26-30	Flagstaff, Ariz.
02/16/29	L	18-20	Flagstaff, Ariz.
01/18/30	W	29-16	Flagstaff, Ariz.
01/18/30	W	26-18	Flagstaff, Ariz.
02/14/30	W	37-17	Tucson
02/15/30	W	46-24	Tucson
02/13/31	W	29-25	Flagstaff, Ariz.
02/14/31	L	24-27	Flagstaff, Ariz.
02/12/32	W	49-28	Tucson
02/13/32	W	37-31	Tucson
02/11/33	L	35-38	Flagstaff, Ariz.
02/12/33	L	28-31	Flagstaff, Ariz.
02/16/34	W	34-28	Tucson
02/17/34	W	39-27	Tucson
02/15/35	L	42-52	Flagstaff, Ariz.
02/16/35	L	47-48	Flagstaff, Ariz.
02/24/36	W	44-41	Tucson
02/25/36	W	48-38	Tucson
02/05/37	L	17-42	Flagstaff, Ariz.
02/06/37	W	35-33	Flagstaff, Ariz.
01/17/38	W	47-42	Tucson
01/18/38	W	32-28	Tucson
01/30/39	L	35-40	Tucson
01/31/39	L	35-48	Tucson
02/02/40	L	36-40	Flagstaff, Ariz.
02/03/40	W	40-32	Flagstaff, Ariz.
02/12/40	W	39-38	Tucson
02/13/40	W	55-35	Tucson
12/16/40	W	38-29	Tucson
03/03/41	W	55-46	Flagstaff, Ariz.
03/04/41	L	47-48	Flagstaff, Ariz.
01/26/42	L	36-44	Tempe, Ariz.
03/02/42	W	44-31	Tucson
01/25/43	W	55-23	Flagstaff, Ariz.
01/26/43	W	67-49	Flagstaff, Ariz.
02/01/43	W	71-42	Tucson
02/02/43	W	84-27	Tucson
01/13/45	W	44-38	Tucson
02/09/45	L	37-53	Flagstaff, Ariz.
02/10/45	L	36-47	Flagstaff, Ariz.
01/28/46	L	53-54	Flagstaff, Ariz.
01/29/46	W	38-35	Flagstaff, Ariz.
02/11/46	W	46-38	Tucson
02/12/46	W	51-36	Tucson
01/17/47	W	50-27	Tucson
01/27/47	W	52-37	Flagstaff, Ariz.
01/26/48	L	36-38	Flagstaff, Ariz.
01/31/48	W	72-39	Flagstaff, Ariz.
01/22/49	W	60-39	Flagstaff, Ariz.
02/25/49	W	55-38	Tucson
01/07/50	W	69-44	Flagstaff, Ariz.
02/18/50	W	64-58	Tucson
01/06/51	W	83-44	Tucson
01/20/51	W	69-39	Flagstaff, Ariz.
01/12/52	W	70-57	Tucson
01/28/52	W	57-55	Flagstaff, Ariz.
01/26/53	W	90-70	Flagstaff, Ariz.
02/10/53	W	69-54	Tucson
12/04/53	W	70-60	Tucson
12/02/54	W	68-58	Tucson
01/24/55	L	72-79	Flagstaff, Ariz.
12/03/55	W	96-67	Tucson
01/30/56	W	77-74	Flagstaff, Ariz.
12/01/56	W	79-57	Tucson
01/28/57	W	103-93 (ot)	Flagstaff, Ariz.
12/02/57	W	64-59	Tucson
01/27/58	L	70-85	Flagstaff, Ariz.
12/06/58	L	66-72	Tucson
01/26/59	L	69-97	Flagstaff, Ariz.
12/05/59	W	76-62	Tucson
01/27/60	L	69-77	Flagstaff, Ariz.
12/06/60	W	78-59	Tucson
01/25/61	W	67-49	Flagstaff, Ariz.
12/05/61	W	70-52	Tucson
02/17/62	W	68-59	Flagstaff, Ariz.
12/08/62	W	62-60	Tucson
01/30/63	W	71-63	Flagstaff, Ariz.
12/14/63	W	96-57	Tucson
01/30/64	W	83-71	Flagstaff, Ariz.
01/11/65	W	81-50	Tucson
01/27/65	W	89-63	Flagstaff, Ariz.
12/01/65	W	74-69	Flagstaff, Ariz.
12/11/65	W	68-58	Tucson
12/15/66	L	67-82	Tucson

01/30/67	L	75-82	Flagstaff, Ariz.
12/07/67	W	82-74	Tucson
01/30/68	W	75-68	Tucson
12/03/68	W	86-69	Tucson
12/14/68	L	73-76	Flagstaff, Ariz.
01/24/70	W	94-76	Tucson
12/22/70	W	85-70	Flagstaff, Ariz.
01/22/72	W	70-65	Tucson
01/20/73	W	82-72	Flagstaff, Ariz.
01/15/74	W	80-62	Flagstaff, Ariz.
01/06/75	W	78-77	Tucson
12/06/75	W	98-81	Tucson
12/05/77	W	76-65	Tucson
12/30/78	W	67-63	Tucson
12/20/82	W	66-53	Tucson
11/25/83	W	72-65	Tucson
12/08/84	W	82-61	Flagstaff, Ariz.
12/07/85	W	66-57	Tucson
12/08/86	W	76-69	Flagstaff, Ariz.
12/08/87	W	77-59	Tucson
12/06/89	W	84-37	Tucson
12/05/90	W	100-64	Flagstaff, Ariz.
12/18/92	W	122-81	Tucson
11/26/96	W	88-70	Tucson
11/27/02	W	101-66	Tucson
11/24/03	W	107-73	Tucson
12/08/05	W	75-66	Tucson
11/15/06	W	101-79	Tucson
11/13/07	W+	76-69	Tucson
11/30/08	W	74-57	Tucson
11/15/09	W	87-70	Tucson
12/16/10	W	63-58	Tucson
(Fiesta Bowl Basketball Classic)			
12/03/11	W	53-39	Tucson

#### Oral Roberts (0-0)

First Meeting

#### Oregon (45-24)

01/12/79	L	60-63	Eugene, Ore.
02/10/79	W	69-67 (ot)	Tucson
01/12/80	L	73-90	Tucson
02/07/80	L	62-76	Eugene, Ore.
01/03/81	W	73-70	Tucson
03/07/81	L	75-79	Eugene, Ore.
01/02/82	L	88-97	Eugene, Ore.
03/06/82	W	96-78	Tucson
01/31/83	L	84-86	Tucson
02/24/83	L	57-63 (ot)	Eugene, Ore.
01/26/84	L	55-69	Eugene, Ore.
02/23/84	W	75-67 (ot)	Tucson
01/26/85	W	73-54	Eugene, Ore.
02/21/85	L	40-43	Tucson
01/25/86	W	85-68	Tucson
02/20/86	W	65-59	Eugene, Ore.
01/03/87	L	54-55 (ot)	Eugene, Ore.
02/05/87	W	68-53	Tucson
03/06/87	L	63-72	Los Angeles, Calif.
(1987 Pac-10 Tournament Quarterfinals)			
01/16/88	W	70-54	Tucson
02/11/88	W	89-57	Eugene, Ore.
01/14/89	W	95-71	Tucson
02/09/89	W	78-57	Eugene, Ore.
11/30/89	L	63-68	Eugene, Ore.
03/01/90	W	84-58	Tucson
03/02/91	L	58-62	Eugene, Ore.
03/09/91	W	107-65	Tucson
01/30/92	W	104-53	Tucson
02/27/92	W	104-56	Eugene, Ore.
01/28/93	W	92-60	Eugene, Ore.
02/27/93	W	99-68	Tucson
01/27/94	W	98-86	Tucson
02/26/94	W	75-71	Eugene, Ore.
01/26/95	W	97-89	Eugene, Ore.
02/25/95	W	97-76	Tucson
01/27/96	W	70-65	Eugene, Ore.
02/22/96	W	81-63	Tucson
01/25/97	W	88-68	Tucson
02/20/97	L	72-78	Eugene, Ore.
01/22/98	W	87-57	Tucson
02/21/98	W	81-66	Eugene, Ore.
01/21/99	W	85-83	Eugene, Ore.
02/20/99	W	92-86	Tucson
02/03/00	W	77-71	Tucson
03/04/00	L	81-86	Eugene, Ore.
02/01/01	L	67-79	Eugene, Ore.
03/03/01	W	104-65	Tucson
12/22/01	L	75-105	Eugene, Ore.
01/04/02	L	80-90	Tucson
01/02/03	W	81-72	Eugene, Ore.
03/08/03	W	88-80	Tucson
01/25/04	W	90-66	Tucson
02/19/04	W	100-87	Eugene, Ore.
01/20/05	W	74-66	Eugene, Ore.
02/17/05	W	92-67	Tucson



01/14/06	L	68-73	Eugene, Ore.
02/09/06	W	70-68	Tucson
01/14/07	L	77-79	Tucson
02/10/07	W	77-74	Eugene, Ore.
03/08/07	L	50-69	Los Angeles, Calif.
<i>(2007 Pacific Life Pac-10 Tournament Quarterfinals)</i>			
01/05/08	L	74-84	Tucson
03/08/08	L	69-78	Eugene, Ore.
01/08/09	W	67-52	Tucson
02/07/09	W	87-77	Eugene, Ore.
01/16/10	W	74-60	Eugene, Ore.
02/11/10	W	70-57	Tucson
12/30/10	W	76-57	Eugene, Ore.
03/05/11	W	90-82	Tucson
01/14/12	L	57-59	Tucson

### Oregon State (55-20)

11/28/75	W	96-67	Tucson
12/02/76	W	81-73	Corvallis, Ore.
01/13/79	L	80-116	Corvallis, Ore.
02/08/79	L	79-93	Tucson
01/10/80	L	72-77	Tucson
02/09/80	L	63-73	Corvallis, Ore.
01/05/81	L	49-61	Tucson
03/05/81	L	62-80	Corvallis, Ore.
01/04/82	L	55-68	Corvallis, Ore.
03/05/82	L	64-92	Tucson
01/29/83	L	54-72	Tucson
02/26/83	L	56-81	Corvallis, Ore.
02/13/84	L	48-53	Corvallis, Ore.
02/25/84	W	69-58	Tucson
01/24/85	L	55-59	Corvallis, Ore.
02/23/85	W	67-52	Tucson
01/23/86	W	63-62 (ot)	Tucson
02/22/86	W	55-53	Corvallis, Ore.
01/02/87	W	54-48	Corvallis, Ore.
02/14/87	W	71-61	Tucson
01/14/88	W	70-48	Corvallis, Ore.
02/14/88	W	77-62	Tucson
03/13/88	W	93-67	Tucson
<i>(1988 Pac-10 Tournament Championship)</i>			
12/23/88	W	73-69	Corvallis, Ore.
01/12/89	W	85-64	Tucson
03/11/89	W	98-87	Inglewood, Calif.
<i>(1989 Pac-10 Tournament Semifinal)</i>			
12/02/89	L	61-84	Corvallis, Ore.
03/03/90	W	87-60	Tucson
02/28/91	W	103-65	Corvallis, Ore.
03/07/91	W	82-67	Tucson
02/02/92	W	86-58	Tucson
02/29/92	W	70-62	Corvallis, Ore.
01/30/93	W	57-54	Corvallis, Ore.
02/25/93	W	81-70	Tucson
01/29/94	W	100-56	Tucson
02/24/94	W	96-69	Corvallis, Ore.
01/28/95	W	111-98	Tucson
02/23/95	W	83-69	Corvallis, Ore.
01/25/96	W	66-59	Corvallis, Ore.
02/24/96	W	84-60	Tucson
01/23/97	W	99-48	Tucson
02/22/97	W	74-64	Corvallis, Ore.
01/25/98	W	93-80	Tucson
02/19/98	W	71-70	Corvallis, Ore.
01/23/99	L	59-60	Corvallis, Ore.
02/18/99	W	89-72	Tucson
02/05/00	W	90-73	Tucson
03/02/00	L	69-70 (ot)	Corvallis, Ore.
02/03/01	W	68-41	Corvallis, Ore.
03/01/01	W	65-54	Tucson
12/20/01	W	76-73	Corvallis, Ore.
01/06/02	W	93-87	Tucson
01/04/03	W	80-65	Corvallis, Ore.
03/06/03	W	72-60	Tucson
01/22/04	W	109-75	Tucson
02/21/04	L	84-90	Corvallis, Ore.
01/22/05	W	92-83	Corvallis, Ore.
0/2/20/05	W	91-70	Tucson
03/11/05	W	90-59	Los Angeles, Calif.
<i>(2005 Pacific Life Pac-10 Tournament Semifinals)</i>			
01/12/06	L	65-76	Corvallis, Ore.
02/11/06	W	80-58	Tucson
01/11/06	W	83-72	Tucson, Ariz.
02/08/07	W	72-66	Corvallis, Ore.
01/03/08	W+	76-63	Tucson
03/06/08	W+	81-45	Corvallis, Ore.
03/12/08	W+	87-56	Los Angeles, Calif.
<i>(2008 Pacific Life Pac-10 Tournament First Round)</i>			
01/10/09	W	64-47	Tucson
02/05/09	W	56-53	Corvallis, Ore.
01/14/10	L	64-67	Corvallis, Ore.
02/13/10	L	55-63	Tucson
01/02/11	L	75-76	Corvallis, Ore.
03/03/11	W	70-59	Tucson
03/10/11	W	78-69	Los Angeles, Calif.
<i>(2011 Pacific Life Pac-10 Tournament, Quarterfinal)</i>			

01/12/12	W	81-73 (ot)	Tucson
03/09/12	W	72-61	Los Angeles, Calif.
<i>(Pacific Life Pac-12 Tournament, Semifinal)</i>			

### San Diego State (20-7)

12/27/45	L	36-39	San Diego, Calif.
12/28/45	W	38-33	San Diego, Calif.
12/21/46	W	73-36	Tucson
12/23/47	W	60-44	Tucson
12/14/48	W	60-41	Tucson
12/16/50	W	68-38	Tucson
12/16/52	W	68-64	Tucson
12/02/55	W	80-74	Tucson
01/11/58	L	76-83	San Diego, Calif.
12/09/71	L	67-69	Tucson
01/15/73	L	68-81	San Diego, Calif.
12/11/73	W	101-79	Tucson
12/07/74	W	81-79	San Diego, Calif.
01/06/77	W	80-77	Tucson
12/02/77	W	80-79	San Diego, Calif.
12/23/82	W	46-44	Tucson
12/17/83	L	80-90	San Diego, Calif.
12/12/85	W	72-66	Tucson
12/04/86	W	110-78	San Diego, Calif.
12/07/02	W	89-81	San Diego, Calif.
12/22/03	W	83-71	Tucson
12/09/06	W	69-48	San Diego, Calif.
<i>(San Diego Slam)</i>			
12/22/07	W+	74-58	Tucson
<i>(Fiesta Bowl Classic)</i>			
12/10/08	W	69-56	Tucson
12/12/09	L	46-63	San Diego, Calif.
11/23/11	L	57-61	Tucson
<i>(San Francisco I-4)</i>			
01/29/49	L	49-56	San Francisco, Calif.
<i>(Cow Palace)</i>			
01/28/65	W	71-56	Tucson
12/03/66	L	46-60	San Francisco, Calif.
12/22/71	L	62-70	Tucson
<i>(Tucson Community Center)</i>			
12/02/72	L	75-94	San Francisco, Calif.

### Southern Miss (2-0)

12/22/50	W	90-56	Tucson
12/30/54	W	79-72	Wichita, Kan.
<i>(Wichita Classic)</i>			

### Stanford (54-29)

12/20/37	L	28-44	Tucson
01/02/42	L	26-56	Phoenix, Ariz.
01/03/42	L	33-54	Phoenix, Ariz.
12/21/54	L	56-66	Palo Alto, Calif.
12/26/58	L	59-74	Palo Alto, Calif.
01/28/66	W	94-54	Tucson
12/19/66	L	67-82	Palo Alto, Calif.
12/28/68	W	75-64	Honolulu, Hawaii
<i>(Rainbow Classic)</i>			
12/04/72	L	68-75	Palo Alto, Calif.
12/30/74	W	80-67	Tucson
12/27/76	W	90-82	Tucson
01/04/79	W	74-64	Tucson
02/03/79	W	63-62	Palo Alto, Calif.
01/05/80	L	80-99	Palo Alto, Calif.
01/31/80	W	95-88 (ot)	Tucson
01/30/81	W	91-81	Palo Alto, Calif.
02/28/81	W	73-69	Tucson
02/01/82	W	61-54	Tucson
02/27/82	W	72-67	Palo Alto, Calif.
02/07/83	L	69-86	Palo Alto, Calif.
03/03/83	W	74-73	Tucson
02/04/84	L	66-74	Tucson
03/01/84	W	87-76	Palo Alto, Calif.
01/12/85	L	51-55	Palo Alto, Calif.
02/07/85	W	68-56	Tucson
01/09/86	W	77-69	Tucson
02/08/86	L	56-62	Palo Alto, Calif.
01/19/87	W	77-70	Tucson
02/26/87	L	73-75	Palo Alto, Calif.
01/09/88	W	90-65	Tucson
02/04/88	L	74-82	Palo Alto, Calif.
03/12/88	W	97-83	Tucson
<i>(1988 Pac-10 Tournament Semifinals)</i>			
01/05/89	L	78-83	Palo Alto, Calif.
01/29/89	W	72-52	Tucson
03/12/89	W	73-51	Inglewood, Calif.
<i>(1989 Pac-10 Tournament Championship)</i>			
01/25/90	W	68-61	Tucson
02/23/90	W	80-61	Palo Alto, Calif.
03/10/90	W	85-61	Tempe, Ariz.
<i>(1990 Pac-10 Tournament, Semifinals)</i>			
01/24/91	W	78-76	Palo Alto, Calif.
02/26/91	W	89-51	Tucson
02/06/92	W	72-70	Palo Alto, Calif.
03/07/92	W	89-83	Tucson

02/04/93	W	96-61	Tucson
03/07/93	W	94-80	Palo Alto, Calif.
01/15/94	W	89-72	Tucson
02/10/94	W	77-60	Palo Alto, Calif.
01/14/95	W	89-83 (ot)	Palo Alto, Calif.
02/09/95	W	84-73	Tucson
01/06/96	L	71-80	Palo Alto, Calif.
03/07/96	L	79-85	Tucson
01/04/97	W	76-75	Tucson
03/06/97	L	80-81	Palo Alto, Calif.
01/29/98	W	93-75	Palo Alto, Calif.
02/28/98	W	90-58	Tucson
01/28/99	W	79-78	Tucson
02/27/99	L	83-98	Palo Alto, Calif.
01/08/00	W	68-65	Palo Alto, Calif.
03/09/00	W	86-81	Tucson
01/06/01	L	76-85	Tucson
03/08/01	W	76-75	Palo Alto, Calif.
02/02/02	W	88-82 (ot)	Palo Alto, Calif.
02/28/02	L	71-76	Tucson
01/30/03	L	77-82	Tucson
03/01/03	W	72-69	Palo Alto, Calif.
01/10/04	L	72-82	Tucson
02/07/04	L	77-80	Palo Alto, Calif.
01/08/05	L	76-87	Palo Alto, Calif.
02/05/05	W	90-72	Tucson
01/19/06	W	90-81 (ot)	Tucson
02/19/06	W	76-72	Palo Alto, Calif.
03/09/06	W	73-68	Los Angeles, Calif.
<i>(2006 Pacific Life Pac-10 Tournament, Quarterfinal)</i>			
12/30/06	W	89-75	Tucson
03/03/07	W	85-80 (ot)	Palo Alto, Calif.
01/17/08	L	52-56	Palo Alto, Calif.
02/16/08	L	66-67	Tucson
03/13/08	L	64-75	Los Angeles, Calif.
<i>(2008 Pacific Life Pac-10 Tournament, Quarterfinal)</i>			
01/04/09	L	60-76	Palo Alto, Calif.
03/07/09	W	101-87	Tucson
01/28/10	W	76-68	Tucson
02/27/10	W	71-69	Palo Alto, Calif.
01/09/11	W	67-57	Tucson
02/03/11	W	78-69	Palo Alto, Calif.
02/04/12	W	56-43	Palo Alto, Calif.

### Texas Tech (22-28)

01/15/34	L	29-33	Tucson
01/16/34	L	27-38	Tucson
03/01/35	L	25-63	Lubbock, Texas
03/02/35	L	38-53	Lubbock, Texas
02/19/36	L	39-41	Tucson
02/20/36	W	57-43	Tucson
02/22/37	L	26-39	Lubbock, Texas
02/23/37	L	34-42	Lubbock, Texas
02/02/38	W	45-33	Tucson
02/03/38	L	26-30	Tucson
02/10/39	L	24-53	Lubbock, Texas
02/11/39	L	37-52	Lubbock, Texas
01/08/42	L	47-53	Tucson
02/19/42	L	42-49	Lubbock, Texas
02/18/43	L	35-47	Albuquerque, N.M.
<i>(Border Conference Tournament)</i>			
02/20/43	W	54-41	Albuquerque, N.M.
<i>(Border Conference Tournament)</i>			
03/01/46	W	61-31	Albuquerque, N.M.
<i>(Border Conference Tournament)</i>			
12/13/46	W	69-47	Tucson
02/21/47	L	49-61	Lubbock, Texas
01/09/48	L	38-65	Lubbock, Texas
01/14/48	W	61-37	Tucson
02/02/49	W	49-25	Tucson
02/11/49	L	58-60	Lubbock, Texas
02/15/50	W	60-54	Tucson
02/28/50	W	72-65	Lubbock, Texas
01/12/51	W	57-56	Lubbock, Texas
02/26/51	W	78-68	Tucson
01/17/52	W	77-68	Tucson
02/15/52	L	57-84	Lubbock, Texas
02/17/53	L	80-100	Lubbock, Texas
02/23/53	W	65-51	Tucson
01/08/54	L	62-78	Tucson
02/22/54	L	68-97	Lubbock, Texas
02/05/55	L	70-82	Lubbock, Texas
02/18/55	L	63-68	Tucson
01/11/56	L	78-85	Tucson
02/04/56	L	67-105	Lubbock, Texas
01/07/57	W	79-63	Tucson
02/25/57	L	84-100	Lubbock, Texas
12/07/64	W	77-75	Tucson
12/06/65	L	72-77	Lubbock, Texas
12/09/66	W	64-49	Tucson
12/07/68	W	86-80 (ot)	Lubbock, Texas
12/15/69	L	80-85	Tucson
12/12/70	L	67-79	Lubbock, Texas
12/22/73	W	88-64	Tucson



01/04/75 W 62-61 (ot) Lubbock, Texas  
 12/27/83 W 51-49 (ot) El Paso, Texas  
 (Sun Bowl Tournament)  
 12/29/86 W 53-40 Tucson  
 (Valley Bank Fiesta Bowl Classic)  
 12/30/94 W 88-82 Tucson  
 (Bank One Fiesta Bowl Classic)

**UCLA (37-49)**

02/19/23 L 30-43 Los Angeles, Calif.  
 02/20/23 W 33-22 Los Angeles, Calif.  
 02/26/23 L 23-30 Tucson  
 02/27/23 L 32-22 Tucson  
 01/26/51 L 63-69 San Francisco, Calif.  
 12/11/53 L 45-90 Los Angeles, Calif.  
 12/12/53 L 48-84 Los Angeles, Calif.  
 01/12/61 L 68-90 Los Angeles, Calif.  
 12/28/64 L 79-99 Los Angeles, Calif.  
 (Los Angeles Classic)  
 01/31/66 L 67-84 Los Angeles, Calif.  
 12/01/69 L 65-90 Los Angeles, Calif.  
 03/20/76 L 66-82 Los Angeles, Calif.  
 (1976 NCAA West Regional Final)  
 12/29/77 L 63-85 Los Angeles, Calif.  
 01/18/79 W 70-69 Tucson  
 02/17/79 L 86-110 Los Angeles, Calif.  
 01/21/80 L 59-69 Los Angeles, Calif.  
 02/16/80 L 78-90 Tucson  
 01/17/81 L 76-79 Tucson  
 02/12/81 L 79-90 Los Angeles, Calif.  
 01/16/82 L 56-65 Los Angeles, Calif.  
 02/12/82 L 73-88 Tucson  
 01/08/83 L 87-92 Tucson  
 03/10/83 L 58-111 Los Angeles, Calif.  
 01/07/84 L 58-61 Tucson  
 03/08/84 L 60-68 Los Angeles, Calif.  
 01/19/85 W 53-52 Tucson  
 03/02/85 L 54-58 Los Angeles, Calif.  
 02/13/86 W 85-60 Tucson  
 03/03/86 W 88-76 Los Angeles, Calif.  
 01/11/87 L 83-84 Tucson  
 02/12/87 L 65-81 Los Angeles, Calif.  
 01/24/88 W 86-74 Tucson  
 02/20/88 W 78-76 (ot) Los Angeles, Calif.  
 02/18/89 W 102-64 Tucson  
 03/04/89 W 89-86 Los Angeles, Calif.  
 01/13/90 L 67-73 Los Angeles, Calif.  
 02/10/90 W 83-74 Tucson  
 03/11/90 W 94-78 Tempe, Ariz.  
 (1990 Pac-10 Tournament Championship)  
 01/12/91 W 82-77 Tucson  
 02/10/91 W 105-94 (ot) Los Angeles, Calif.  
 01/11/92 L 87-89 Tucson  
 03/12/92 L 81-89 Los Angeles, Calif.  
 01/07/93 W 82-80 Los Angeles, Calif.  
 03/13/93 W 99-80 Tucson  
 01/20/94 L 66-74 Los Angeles, Calif.  
 02/19/94 W 98-74 Tucson  
 01/19/95 L 61-71 Tucson  
 02/18/95 L 70-72 Los Angeles, Calif.  
 01/20/96 W 88-79 Tucson  
 02/15/96 L 75-76 Los Angeles, Calif.  
 01/18/97 L 78-84 (ot) Los Angeles, Calif.  
 02/13/97 L 64-66 Tucson  
 01/03/98 W 87-75 Tucson  
 03/07/98 W 91-87 Los Angeles, Calif.  
 01/02/99 L 75-82 Los Angeles, Calif.  
 03/06/99 W 87-70 Tucson  
 01/20/00 W 76-61 Los Angeles, Calif.  
 02/19/00 W 99-84 Tucson  
 01/20/01 W 88-63 Tucson  
 02/15/01 L 77-79 (ot) Los Angeles, Calif.  
 01/19/02 W 96-86 Tucson  
 02/14/02 L 76-77 Los Angeles, Calif.  
 01/18/03 W 87-52 Los Angeles, Calif.  
 02/13/03 W 106-70 Tucson  
 03/13/03 L 89-96 (ot) Los Angeles, Calif.  
 (2003 Pac-10 Tournament, Quarterfinals)  
 01/17/04 W 97-72 Los Angeles, Calif.  
 02/14/04 W 107-83 Tucson  
 01/15/05 W 76-73 Tucson  
 02/12/05 W 83-73 Los Angeles, Calif.  
 01/05/06 L 79-85 (ot) Tucson  
 02/04/06 L 73-84 Los Angeles, Calif.  
 03/10/06 L 59-71 Los Angeles, Calif.  
 (2006 Pacific Life Pac-10 Tournament, Semifinal)  
 01/20/07 L 69-73 Los Angeles, Calif.  
 02/17/07 L 66-81 Tucson  
 02/02/08 L 60-82 Los Angeles, Calif.  
 03/02/08 L 66-68 Tucson  
 01/15/09 L 60-83 Los Angeles, Calif.  
 02/14/09 W 84-72 Tucson  
 01/02/10 W 77-63 Los Angeles, Calif.  
 03/04/10 W 78-73 Tucson  
 03/11/10 L 69-75 Los Angeles, Calif.

(2010 Pacific Life Pac-10 Tournament, Quarterfinals)  
 01/27/11 W 85-74 Tucson  
 02/26/11 L 49-71 Los Angeles, Calif.  
 01/05/12 L 58-65 Anaheim, Calif.  
 (John R. Wooden Classic)  
 02/25/12 W 65-63 Tucson  
 03/08/12 W 66-58 Los Angeles, Calif.  
 (2012 Pacific Life Pac-12 Tournament, Quarterfinals)

**USC (60-40)**

1922 W 36-28 Tucson  
 1922 L 20-46 Tucson  
 1922 W 28-27 Los Angeles, Calif.  
 1922 L 15-26 Los Angeles, Calif.  
 02/22/23 W 23-18 Los Angeles, Calif.  
 02/23/23 W 24-8 Los Angeles, Calif.  
 03/02/23 W 26-20 Tucson  
 03/03/23 W 27-16 Tucson  
 02/05/24 L 15-36 Los Angeles, Calif.  
 02/06/24 L 26-31 Los Angeles, Calif.  
 02/17/25 L 18-25 Los Angeles, Calif.  
 02/18/25 L 10-23 Los Angeles, Calif.  
 02/19/26 L 20-38 Los Angeles, Calif.  
 02/20/26 L 28-30 (2ot) Los Angeles, Calif.  
 01/14/27 L 15-44 Los Angeles, Calif.  
 01/15/27 L 21-26 (ot) Los Angeles, Calif.  
 12/20/28 L 31-35 Tucson  
 12/21/28 L 34-35 Tucson  
 01/03/30 L 21-35 Los Angeles, Calif.  
 01/04/30 L 26-35 Los Angeles, Calif.  
 12/19/31 W 28-26 Tucson  
 12/02/36 L 25-26 Tucson  
 12/26/53 W 57-55 Tucson  
 12/21/57 W 78-72 Tucson  
 02/01/64 W 71-63 Tucson  
 12/30/64 W 57-55 Los Angeles, Calif.  
 (Los Angeles Classic)  
 12/07/72 W 71-69 Tucson  
 12/01/73 L 76-100 Los Angeles, Calif.  
 01/22/79 W 74-72 Tucson  
 02/15/79 L 67-70 Los Angeles, Calif.  
 01/19/80 W 86-83 Los Angeles, Calif.  
 02/14/80 W 74-65 Tucson  
 01/19/81 L 63-67 Tucson  
 02/14/81 L 71-81 Los Angeles, Calif.  
 01/15/82 L 67-89 Los Angeles, Calif.  
 02/13/82 L 59-60 (ot) Tucson  
 01/06/83 L 67-74 Tucson  
 03/12/83 L 70-72 Los Angeles, Calif.  
 01/05/84 L 61-71 Los Angeles, Calif.  
 02/27/84 W 55-49 Tucson  
 01/17/85 L 63-64 Tucson  
 02/16/85 W 60-55 Los Angeles, Calif.  
 01/16/86 L 62-63 Los Angeles, Calif.  
 02/15/86 W 71-62 Tucson  
 01/08/87 W 78-44 Tucson  
 02/17/87 W 73-61 Los Angeles, Calif.  
 01/21/88 W 92-48 Tucson  
 02/18/88 W 103-68 Los Angeles, Calif.  
 01/19/89 W 97-69 Los Angeles, Calif.  
 02/16/89 W 93-70 Tucson  
 01/11/90 W 90-75 Los Angeles, Calif.  
 02/08/90 W 95-70 Tucson  
 03/09/90 W 80-57 Tempe, Ariz.  
 (1990 Pac-10 Tournament Quarterfinals)  
 01/10/91 W 87-85 Tucson  
 02/07/91 L 83-87 Los Angeles, Calif.  
 01/09/92 W 107-68 Tucson  
 03/14/92 L 69-70 Los Angeles, Calif.  
 01/09/93 W 81-73 Los Angeles, Calif.  
 03/11/93 W 87-76 Tucson  
 01/22/94 W 83-74 Los Angeles, Calif.  
 02/17/94 W 94-61 Tucson  
 01/21/95 W 94-73 Tucson  
 02/16/95 W 89-80 Los Angeles, Calif.  
 01/18/96 W 93-81 Tucson  
 02/17/96 W 86-72 Los Angeles, Calif.  
 01/16/97 L 62-75 Los Angeles, Calif.  
 02/15/97 W 101-77 Tucson  
 01/05/98 W 91-72 Tucson  
 03/05/98 L 90-91 (ot) Los Angeles, Calif.  
 01/04/99 W 87-78 Los Angeles, Calif.  
 03/04/99 W 88-73 Tucson  
 01/22/00 L 72-80 Los Angeles, Calif.  
 02/17/00 W 92-85 Tucson  
 01/18/01 W 71-58 Tucson  
 02/17/01 W 105-61 Los Angeles, Calif.  
 01/17/02 W 97-80 Tucson  
 02/16/02 L 89-94 Los Angeles, Calif.  
 03/09/02 W 81-71 Los Angeles, Calif.  
 (2002 Pac-10 Tournament Championship)  
 01/16/03 W 81-72 Los Angeles, Calif.  
 02/15/03 W 86-59 Tucson  
 01/15/04 L 90-99 Los Angeles, Calif.  
 02/12/04 W 97-70 Tucson

03/11/04 W 79-76 Los Angeles, Calif.  
 (2004 Pac-10 Tournament, Quarterfinals)  
 01/13/05 W 77-68 Tucson  
 02/10/05 W 88-76 Los Angeles, Calif.  
 01/07/06 W 74-63 Tucson  
 02/02/06 L 70-77 Los Angeles, Calif.  
 01/18/07 L 73-80 Los Angeles, Calif.  
 02/15/07 L 75-80 Tucson  
 01/31/08 W+ 80-69 Los Angeles, Calif.  
 02/28/08 L 58-70 Tucson  
 01/17/09 L 64-65 Los Angeles, Calif.  
 02/12/09 W 83-76 Tucson  
 12/31/09 L 50-56 Los Angeles, Calif.  
 03/06/10 W 86-84 (2ot) Tucson  
 01/29/11 W 82-73 Tucson  
 02/24/11 L 57-65 Los Angeles, Calif.  
 03/11/11 W 67-62 Los Angeles, Calif.  
 (2011 Pacific Life Pac-10 Tournament, Semifinal)  
 01/08/12 W 57-46 Los Angeles, Calif.  
 02/23/12 W 70-54 Tucson

**Utah (23-28)**

12/21/53 L 57-65 Tucson  
 12/10/54 L 44-77 Salt Lake City, Utah  
 12/11/54 L 68-83 Salt Lake City, Utah  
 12/09/55 L 45-119 Salt Lake City, Utah  
 12/10/55 L 63-93 Salt Lake City, Utah  
 12/07/56 L 55-66 Salt Lake City, Utah  
 12/08/56 L 65-89 Salt Lake City, Utah  
 12/01/61 L 62-71 Tucson  
 01/11/63 L 50-52 (ot) Tucson  
 02/16/63 W 74-70 Salt Lake City, Utah  
 02/14/64 W 85-72 Tucson  
 02/28/64 L 73-86 Salt Lake City, Utah  
 01/16/65 W 57-48 Tucson  
 02/27/65 L 72-100 Salt Lake City, Utah  
 01/07/66 L 78-87 Salt Lake City, Utah  
 02/18/66 W 71-68 Tucson  
 01/14/67 W 74-70 Tucson  
 03/03/67 L 72-88 Salt Lake City, Utah  
 01/13/68 L 77-83 Salt Lake City, Utah  
 03/01/68 W 89-79 Tucson  
 01/25/69 W 90-64 Tucson  
 02/13/69 L 75-105 Salt Lake City, Utah  
 01/10/70 L 74-79 Tucson  
 02/12/70 L 75-92 Salt Lake City, Utah  
 01/28/71 L 86-99 Tucson  
 02/27/71 L 91-102 Salt Lake City, Utah  
 01/07/72 W 78-76 Salt Lake City, Utah  
 02/12/72 L 73-82 Tucson  
 01/26/73 W 89-86 Salt Lake City, Utah  
 02/23/73 W 101-95 (3ot) Tucson  
 01/19/74 L 106-121 Salt Lake City, Utah  
 02/23/74 W 122-92 Tucson  
 01/10/75 L 74-75 (ot) Salt Lake City, Utah  
 02/15/75 W 93-89 Tucson  
 01/17/76 W 87-77 Tucson  
 02/13/76 W 89-76 Salt Lake City, Utah  
 01/20/77 W 102-98 Tucson  
 02/19/77 L 61-76 Salt Lake City, Utah  
 01/21/78 L 92-101 Salt Lake City, Utah  
 02/16/78 L 73-83 Tucson  
 12/21/85 L 68-76 Salt Lake City, Utah  
 12/06/86 L 67-68 Tucson  
 12/12/82 W 78-64 Tucson  
 12/09/93 W 88-81 Salt Lake City, Utah  
 12/07/96 W 69-61 Anaheim, Calif.  
 (John R. Wooden Classic)  
 03/21/98 L 51-76 Anaheim, Calif.  
 (1998 NCAA Tournament, West Regional Final)  
 12/11/04 W 67-62 Tucson  
 12/17/05 W 73-43 Salt Lake City, Utah  
 03/20/09 W 84-71 Miami, Fla.  
 (2009 NCAA Tournament, Midwest Region, First Round)  
 01/19/12 W 77-51 Salt Lake City, Utah  
 02/11/12 W 70-61 Tucson

**UTEP (59-30)**

02/02/20 W 24-15 Tucson  
 01/20/30 W 38-31 Tucson  
 01/21/30 W 31-20 Tucson  
 01/17/36 W 54-16 Tucson  
 01/18/36 W 36-25 Tucson  
 02/19/37 W 43-21 El Paso, Texas  
 02/20/37 W 50-30 El Paso, Texas  
 02/18/28 W 47-31 El Paso, Texas  
 02/19/28 W 44-40 El Paso, Texas  
 01/11/39 W 46-25 Tucson  
 01/12/39 W 33-32 Tucson  
 03/06/39 W 49-46 El Paso, Texas  
 03/07/39 L 30-42 El Paso, Texas  
 02/26/40 W 51-44 Tucson  
 02/27/40 W 52-47 Tucson  
 02/10/41 L 35-47 El Paso, Texas  
 02/11/41 L 44-55 El Paso, Texas



02/17/41	W	62-54	Tucson
02/02/42	L	43-46	El Paso, Texas
02/10/42	W	59-49	Tucson
12/18/42	W	58-35	El Paso, Texas
12/19/42	W	62-44	El Paso, Texas
01/07/43	W	72-47	Tucson
01/08/43	W	57-46	Tucson
02/19/43	W	60-51	Albuquerque, N.M.
<b>(Border Conference Tournament)</b>			
02/16/46	W	48-42	El Paso, Texas
01/09/47	W	74-51	El Paso, Texas
02/26/47	W	69-57	Tucson
02/14/48	W	68-49	El Paso, Texas
02/25/48	W	93-50	Tucson
02/17/49	W	63-48	Tucson
02/28/49	L	69-70(ot)	El Paso, Texas
12/31/49	W	55-47	El Paso, Texas
<b>(Sun Bowl Tournament)</b>			
01/11/50	W	80-58	Tucson
02/11/50	W	72-49	El Paso, Texas
12/20/50	W	63-52	Tucson
02/14/51	W	79-54	El Paso, Texas
02/02/52	L	64-70	El Paso, Texas
02/20/52	W	83-58	Tucson
01/09/53	W	63-54	El Paso, Texas
01/14/53	W	66-54	Tucson
01/11/54	L	57-75	El Paso, Texas
03/01/54	W	56-52	Tucson
02/14/55	L	58-60	Tucson
02/23/55	L	45-70	Tucson
01/07/56	W	60-54	El Paso, Texas
02/13/56	L	84-85 (ot)	Tucson
01/12/57	L	69-93	El Paso, Texas
02/04/57	W	73-52	Tucson
01/04/58	W	71-67	El Paso, Texas
02/03/58	W	60-59	Tucson
01/31/59	L	66-76	Tucson
02/23/59	L	51-76	El Paso, Texas
01/11/60	W	62-55	Tucson
02/27/60	W	100-77	El Paso, Texas
01/07/61	W	74-71	Tucson
02/18/61	W	74-63	El Paso, Texas
01/13/62	L	56-67 (ot)	El Paso, Texas
02/05/62	W	57-52	Tucson
01/04/63	L	55-76	El Paso, Texas
02/04/63	L	50-65	Tucson
12/23/64	W	77-40	Tucson
02/06/65	L	39-51	El Paso, Texas
02/10/66	L	72-81 (ot)	El Paso, Texas
02/09/67	L	65-75	Tucson
12/09/67	L	66-67 (ot)	El Paso, Texas
02/01/69	W	75-66	Tucson
01/15/70	L	59-73	El Paso, Texas
02/21/70	W	86-72	Tucson
02/06/71	L	66-80	El Paso, Texas
03/05/71	W	82-77	Tucson
01/28/72	L	50-68	El Paso, Texas
02/26/72	L	48-63	Tucson
01/05/73	W	79-73	Tucson
02/10/73	W	81-78	El Paso, Texas
01/12/74	L	63-81	Tucson
02/14/74	W	85-59	El Paso, Texas
01/18/75	W	69-57	Tucson
02/21/75	L	61-68	El Paso, Texas
01/23/76	L	42-61	El Paso, Texas
02/21/76	W	64-45	Tucson
01/15/77	L	59-60	El Paso, Texas
02/11/77	W	67-60	Tucson
01/13/78	W	74-60	Tucson
02/11/78	W	68-64	El Paso, Texas
12/28/83	L	49-51 (ot)	El Paso, Texas
<b>(Sun Bowl Tournament)</b>			
03/13/87	L	91-98 (ot)	Tucson
<b>(NCAA Tournament)</b>			
12/18/94	W	75-61	El Paso, Texas
12/16/95	W	90-70	Tucson

### Washington (44-28)

12/29/64	W	77-63	Los Angeles, Calif.
<b>(Los Angeles Classic)</b>			
12/09/78	L	66-75	Seattle, Wash.
03/01/79	W	71-68	Tucson
12/20/79	W	67-65	Tucson
02/28/80	L	72-76	Seattle, Wash.
01/08/81	W	84-77	Seattle, Wash.
02/07/81	W	68-66 (ot)	Tucson
01/08/82	L	57-60 (ot)	Tucson
02/06/82	L	62-86	Seattle, Wash.
01/13/83	L	61-74	Seattle, Wash.
02/12/83	L	72-80	Tucson
01/12/84	L	53-55	Tucson
02/11/84	L	51-56	Seattle, Wash.
01/31/85	W	69-56	Tucson
02/28/85	L	58-60	Seattle, Wash.
02/01/86	W	70-57	Seattle, Wash.

02/27/86	W	77-56	Tucson
01/17/87	W	73-72	Seattle, Wash.
02/21/87	W	81-70	Tucson
12/20/87	W	110-71	Seattle, Wash.
03/05/88	W	89-71	Tucson
12/20/88	W	116-61	Tucson
02/05/89	W	85-68	Seattle, Wash.
01/04/90	W	65-51	Tucson
02/03/90	W	75-60	Seattle, Wash.
01/03/91	L	56-70	Seattle, Wash.
02/02/91	W	85-56	Tucson
01/16/92	L	60-62	Seattle, Wash.
02/15/92	W	85-51	Tucson
01/14/93	W	93-76	Tucson
02/13/93	W	81-72	Seattle, Wash.
02/05/94	L	69-74	Seattle, Wash.
03/03/94	W	95-62	Tucson
02/04/95	W	91-65	Tucson
03/04/95	W	63-54	Seattle, Wash.
02/01/96	L	79-80 (ot)	Tucson
03/03/96	W	67-65	Seattle, Wash.
02/02/97	L	88-92	Seattle, Wash.
03/02/97	W	103-82	Tucson
01/10/98	W	110-91	Seattle, Wash.
02/05/98	W	112-81	Tucson
01/09/99	W	88-86	Tucson
02/04/99	L	84-90	Seattle, Wash.
01/15/00	W	69-62	Tucson
02/10/00	W	65-56	Seattle, Wash.
01/13/01	W	89-64	Seattle, Wash.
02/08/01	W	82-62	Tucson
01/12/02	W	74-69	Seattle, Wash.
02/07/02	W	91-82	Tucson
01/11/03	W	79-61	Tucson
02/06/03	W	88-85 (ot)	Seattle, Wash.
01/29/04	L	83-96	Seattle, Wash.
02/26/04	L	84-89	Tucson
03/12/04	L	85-90	Los Angeles, Calif.
<b>(2004 Pac-10 Tournament, Semifinals)</b>			
01/27/05	W	91-82	Tucson
02/26/05	L	85-93	Seattle, Wash.
03/12/05	L	72-81	Los Angeles, Calif.
<b>(2005 Pacific Life Pac-10 Tournament, Championship)</b>			
12/31/05	W	96-95 (2ot)	Seattle, Wash.
03/04/06	L	67-70	Tucson
01/04/07	W	96-87	Seattle, Wash.
02/03/07	W	84-54	Tucson
01/26/08	W+	84-69	Tucson
02/21/08	L	66-75	Seattle, Wash.
01/29/09	W	106-97	Tucson
02/28/09	L	78-83	Seattle, Wash.
01/10/10	W	87-70	Tucson
02/04/10	L	75-81	Seattle, Wash.
01/20/11	L	68-85	Seattle, Wash.
02/19/11	W	87-86	Tucson
03/12/11	L	75-77 (ot)	Los Angeles, Calif.
<b>(2011 Pacific Life Pac-10 Tournament, Championship)</b>			
01/28/12	L	67-69	Tucson
02/18/12	L	54-70	Seattle, Wash.

### Washington State (55-16)

12/22/59	L	58-64	Tucson
12/27/62	W	67-57	Portland, Ore.
<b>(Far West Classic)</b>			
12/08/78	L	68-74	Pullman, Wash.
03/03/79	W	78-72	Tucson
12/22/79	L	57-59	Tucson
03/01/80	L	71-74	Pullman, Wash.
01/10/81	L	71-80	Pullman, Wash.
02/05/81	W	77-73	Tucson
01/09/82	L	53-59	Tucson
02/04/82	W	58-56	Pullman, Wash.
01/15/83	L	64-86	Pullman, Wash.
02/10/83	L	65-75	Tucson
01/14/84	L	49-51	Tucson
03/10/84	W	86-68	Pullman, Wash.
02/02/85	W	73-56	Tucson
02/18/85	W	63-60	Pullman, Wash.
01/30/86	L	63-65 (ot)	Pullman, Wash.
03/01/86	W	62-61	Tucson
01/15/87	W	96-59	Pullman, Wash.
02/19/87	W	84-58	Tucson
12/22/87	W	89-55	Pullman, Wash.
03/03/88	W	79-41	Tucson
12/18/88	W	76-59	Tucson
03/02/89	W	74-48	Pullman, Wash.
03/10/89	W	62-54	Inglewood, Calif.
<b>(1989 Pac-10 Tournament Quarterfinals)</b>			
01/06/90	W	81-61	Tucson
02/01/90	W	66-62	Pullman, Wash.
01/05/91	W	84-69	Pullman, Wash.
01/31/91	W	84-71	Tucson
01/18/92	W	78-65	Pullman, Wash.
02/13/92	W	94-72	Tucson
01/16/93	W	87-63	Tucson

02/11/93	W	70-64	Pullman, Wash.
02/03/94	W	80-68	Pullman, Wash.
03/05/94	W	85-69	Tucson
02/02/95	W	84-76	Tucson
03/02/95	W	114-111 (2ot)	Pullman, Wash.
02/03/96	W	96-78	Tucson
02/29/96	W	72-62	Pullman, Wash.
01/30/97	W	87-78	Pullman, Wash.
02/27/97	W	100-86	Tucson
01/08/98	W	94-81	Spokane, Wash.
02/07/98	W	83-61	Tucson
01/07/99	W	99-87	Tucson
02/06/99	W	81-79	Pullman, Wash.
01/13/00	W	80-75	Tucson
02/12/00	W	73-50	Pullman, Wash.
01/11/01	W	84-51	Spokane, Wash.
02/10/01	W	86-51	Tucson
01/10/02	W	92-85	Pullman, Wash.
02/09/02	W	85-68	Tucson
01/09/03	W	82-69	Tucson
02/08/03	W	75-62	Pullman, Wash.
01/31/04	W	61-57	Pullman, Wash.
02/28/04	W	72-60	Tucson
01/29/05	L	63-70	Tucson
02/24/05	W	57-56 (ot)	Pullman, Wash.
12/29/05	W	70-52	Spokane, Wash.
03/02/06	W	66-61	Tucson
01/06/07	L	73-77 (ot)	Pullman, Wash.
02/01/07	L	66-72	Tucson
01/24/08	W+	76-64	Tucson
02/23/08	W+	65-55	Pullman, Wash.
01/31/09	W	66-56	Tucson
02/26/09	L	53-69	Pullman, Wash.
01/08/10	L	76-78	Tucson
02/06/10	L	60-78	Pullman, Wash.
01/22/11	W	65-63	Pullman, Wash.
02/17/11	W	79-70	Tucson
01/26/12	W	85-61	Tucson
02/16/12	W	76-72	Pullman, Wash.

+ Indicates game vacated due to NCAA infractions.  
 \* (W/L) Indicates game forfeited due to NCAA infractions. On-court result is reflected by the score.



<b>Pac-12 (.621)</b> ..... 576-352	<b>Big Ten (.508)</b> ..... 33-32	<b>Mid-American (.556)</b> ..... 5-4	<b>Sun Belt (.727)</b> ..... 8-3
Arizona State ..... 142-80	+Illinois ..... 8-6	Ball State ..... 1-0	Arkansas-Little Rock ..... 1-0
+California ..... 55-28	Iowa ..... 3-5	Bowling Green ..... 0-1	Florida Atlantic ..... 1-0
Colorado ..... 6-10	Michigan ..... 6-2	Eastern Michigan ..... 2-0	Florida International ..... 1-0
Oregon ..... 45-24	Michigan State ..... 4-3	Miami (Ohio) ..... 0-2	Louisiana-Lafayette ..... 2-0
+Oregon State ..... 55-20	Minnesota ..... 0-4	Northern Illinois ..... 2-0	North Texas ..... 0-2
Stanford ..... 54-29	Nebraska ..... 2-2	Ohio University ..... 0-1	South Alabama ..... 1-1
UCLA ..... 37-49	Northwestern ..... 2-0		Western Kentucky ..... 2-0
+USC ..... 60-40	Ohio State ..... 0-1	<b>Mid-Eastern Athletic (1.000)</b> ..... 4-0	
Utah ..... 23-28	Penn State ..... 1-0	Bethune-Cookman ..... 1-0	<b>West Coast (.590)</b> ..... 49-34
+Washington ..... 44-28	Purdue ..... 5-6	Coppin State ..... 1-0	Brigham Young ..... 20-19
+Washington State ..... 55-16	Wisconsin ..... 2-3	Delaware State ..... 1-0	Gonzaga ..... 3-1
		Morgan State ..... 1-0	Loyola Marymount ..... 8-4
<b>America East (1.000)</b> ..... 2-0	<b>Big 12 (.479)</b> ..... 56-61		Pepperdine ..... 5-0
Boston University ..... 1-0	Baylor ..... 5-3	<b>Missouri Valley (.500)</b> ..... 12-12	Saint Mary's ..... 4-2
Vermont ..... 1-0	Iowa State ..... 3-3	Bradley ..... 3-7	Santa Clara ..... 6-4
	Kansas ..... 4-8	Creighton ..... 1-1	San Diego ..... 2-0
<b>Atlantic Coast (.579)</b> ..... 22-16	Kansas State ..... 5-8	Drake ..... 1-1	San Francisco ..... 1-4
Boston College ..... 3-0	+Oklahoma ..... 2-5	Evansville ..... 3-1	
Clemson ..... 2-0	Oklahoma State ..... 3-0	Illinois State ..... 1-0	<b>Western Athletic (.632)</b> ..... 84-49
Duke ..... 4-4	Texas ..... 9-2	Southern Illinois ..... 2-1	Denver ..... 3-1
Florida State ..... 1-3	Texas Christian ..... 0-2	Wichita State ..... 1-1	Idaho ..... 4-0
Georgia Tech ..... 0-1	Texas Tech ..... 22-28		Louisiana Tech ..... 1-0
Maryland ..... 3-0	+West Virginia ..... 3-2	<b>Mountain West (.614)</b> ..... 148-93	New Mexico State ..... 59-38
Miami (Fla.) ..... 2-0		Air Force ..... 2-4	San Jose State ..... 10-4
North Carolina ..... 3-4	<b>Big West (.833)</b> ..... 25-5	Colorado State ..... 14-11	Seattle ..... 5-2
North Carolina State ..... 2-0	Cal Poly SLO ..... 2-0	+Fresno State ..... 3-3	Texas-San Antonio ..... 1-1
Virginia ..... 2-3	+Cal State-Fullerton ..... 4-1	+UNLV ..... 6-11	Utah State ..... 1-3
Wake Forest ..... 0-1	Long Beach State ..... 3-0	New Mexico ..... 83-42	
	Hawaii ..... 2-0	+San Diego State ..... 20-7	<b>NCAA Division I Independents</b> ... 4-0
<b>Atlantic Sun (.500)</b> ..... 2-2	Pacific ..... 3-1	Wyoming ..... 20-15	Cal State Bakersfield ..... 1-0
East Tennessee State ..... 1-1	UC-Davis ..... 1-0		New Orleans ..... 3-0
Jacksonville ..... 0-1	UC-Irvine ..... 1-0	<b>Northeast (.750)</b> ..... 6-2	
Lipscomb ..... 1-0	UC-Riverside ..... 2-0	Bryant ..... 1-0	<b>NCAA Division II (.653)</b> ..... 49-26
	UC-Santa Barbara ..... 7-3	Long Island ..... 1-0	+Adams State ..... 2-0
<b>Atlantic 10 (.714)</b> ..... 20-8	<b>Colonial Athletic Association (1.000)</b> .... 5-0	Robert Morris ..... 3-0	Alaska-Anchorage ..... 1-0
Butler ..... 3-0	Delaware ..... 1-0	St. Francis (N.Y.) ..... 0-1	Cal Poly Pomona ..... 2-0
Dayton ..... 2-1	James Madison ..... 1-0	St. Francis (Pa.) ..... 1-1	Cal State Los Angeles ..... 4-5
Duquesne ..... 2-3	UNC-Wilmington ..... 1-0		Chaminade ..... 1-0
Fordham ..... 1-1	Old Dominion ..... 1-0	<b>Ohio Valley (.800)</b> ..... 4-1	Charleston (W.Va.) ..... 1-0
LaSalle ..... 1-2	Towson State ..... 1-0	Austin Peay ..... 1-0	Eastern New Mexico ..... 1-0
Rhode Island ..... 2-0		Eastern Illinois ..... 1-0	Fort Hays State ..... 1-0
Richmond ..... 2-0	<b>Conference USA (.659)</b> ..... 81-42	Morehead State ..... 1-0	Grand Canyon ..... 4-0
St. Bonaventure ..... 1-0	UAB ..... 1-1	Murray State ..... 1-1	Hawaii-Hilo ..... 2-0
St. Joseph's ..... 2-0	East Carolina ..... 1-0		Hawaii Pacific ..... 2-0
Saint Louis ..... 2-1	+Houston ..... 6-5	<b>Patriot League (.500)</b> ..... 1-1	Midwestern ..... 2-0
Temple ..... 2-0	Memphis ..... 4-4	Bucknell ..... 0-1	Regis ..... 1-1
	Rice ..... 2-0	Holy Cross ..... 1-0	San Francisco State ..... 1-0
<b>Big East (.549)</b> ..... 28-23	Southern Methodist ..... 3-0		Seaside ..... 0-1
Cincinnati ..... 3-0	Southern Mississippi ..... 2-0	<b>Southeastern (.435)</b> ..... 20-26	Wayne State ..... 1-0
Connecticut ..... 0-5	Texas-El Paso ..... 59-30	Alabama ..... 0-2	West Texas State ..... 20-16
DePaul ..... 0-2	Tulane ..... 2-0	Arkansas ..... 2-6	Western New Mexico ..... 3-3
Georgetown ..... 2-1	Tulsa ..... 1-2	Auburn ..... 0-1	
Louisville ..... 2-3		Florida ..... 1-2	<b>NCAA Division III (.701)</b> ..... 54-23
Marquette ..... 3-1	<b>Great West (.667)</b> ..... 2-1	Kentucky ..... 3-2	Beloit ..... 1-1
Notre Dame ..... 4-1	Houston Baptist ..... 1-0	Louisiana State ..... 3-3	Cal State Hayward ..... 2-0
Pittsburgh ..... 3-2	Texas-Pan American ..... 1-1	Mississippi ..... 1-1	Centenary (La.) ..... 2-1
Providence ..... 3-2		Mississippi State ..... 2-2	DePauw ..... 1-0
Rutgers ..... 2-0	<b>Horizon League (.857)</b> ..... 6-1	Missouri ..... 1-1	Hamline ..... 3-0
St. John's (N.Y.) ..... 1-0	Detroit (Mercy) ..... 1-1	Tennessee ..... 1-3	Hardin-Simmons ..... 24-14
Seton Hall ..... 1-2	Loyola (Ill.) ..... 1-0	Texas A&M ..... 6-1	Illinois Wesleyan ..... 1-1
South Florida ..... 1-0	Valparaiso ..... 3-0	Vanderbilt ..... 0-2	LaVerne ..... 2-0
Syracuse ..... 1-2	Wright State ..... 1-0		New York University ..... 0-1
Villanova ..... 2-2		<b>Southern (1.000)</b> ..... 3-0	Occidental ..... 5-1
	<b>Ivy League (1.000)</b> ..... 6-0	College of Charleston ..... 1-0	Pomona ..... 2-0
<b>Big Sky (.764)</b> ..... 107-33	Columbia ..... 1-0	Davidson ..... 1-0	Southwestern ..... 0-1
Idaho State ..... 4-4	Cornell ..... 1-0	Samford ..... 1-0	Washington University ..... 0-2
Montana ..... 1-0	Harvard ..... 2-0		Whittier ..... 11-1
Montana State ..... 1-1	Pennsylvania ..... 1-0	<b>Southland (.750)</b> ..... 3-1	
+Northern Arizona ..... 94-27	Princeton ..... 1-0	Lamar ..... 1-1	<b>Others (.923)</b> ..... 12-1
Northern Colorado ..... 2-1		Nicholls State ..... 1-0	New Mexico Tech ..... 10-0
Portland State ..... 1-0	<b>Metro Atlantic Athletic (.429)</b> .... 3-4	Sam Houston State ..... 1-0	Oklahoma City ..... 1-1
Weber State ..... 4-0	Canisius ..... 1-3		U.S. International ..... 1-0
	Loyola (Md.) ..... 1-0	<b>Southwestern Athletic (1.000)</b> ..... 3-0	
<b>Big South (1.000)</b> ..... 2-0	Manhattan ..... 1-0	Jackson State ..... 2-0	+ Indicates that series results are
Liberty ..... 1-0	Niagara ..... 0-1	Mississippi Valley State ..... 1-0	affected by a vacated game(s) due to
UNC-Asheville ..... 1-0			NCAA infractions. Records listed
		<b>Summit League (1.000)</b> ..... 4-0	reflect on-court results only. For further
		IUPUI ..... 1-0	information on specific games see pages
		Oakland ..... 1-0	92-93 and the results for the 1998-99
		+UMKC ..... 1-0	and 2007-08 seasons.
		Western Illinois ..... 1-0	



*Individual Records***Points Scored**

Game: 46, Ernie McCray, vs. Cal State-Los Angeles, 2/6/1960  
 Half: 33, Joe Skaisgir, vs. Hardin-Simmons, 1/4/1962 (2nd);  
 33, Al Fleming, vs. Detroit, 1/10/1976 (2nd);  
 33, Damon Stoudamire, at Washington St., 3/2/1995 (2nd+2ot)  
 Season: 848, Khalid Reeves, 1993-94 (35 games)  
 Career: 2,555, Sean Elliott, 1985-89 (133 games)  
 Opponent, Game: 50, Bob Beckel, at Air Force, 2/28/1959 (17 FG/16 FT)  
 Opponent, Half: 28, Ron Sanford, at New Mexico, 2/22/1968

**Points Per Game**

Season: 24.2, Khalid Reeves, 1993-94, (848 in 35)  
 Career: 23.9, Coniel Norman, 1972-74, (1194 in 50)

**Field Goals**

Game: 19, Coniel Norman, at BYU, 1/25/1974, (31 att.)  
 Half: 13, Damon Stoudamire, at Washington St., 3/2/1995 (2nd+2ot)  
 Season: 276, Khalid Reeves, 1993-94  
 Career: 896, Sean Elliott, 1986-89  
 Opponent, Game: 19, Billy Shepard, vs. Butler, 12/5/1970 (32 att.)

**Field Goal Attempts**

Game: 32, Bill Kemmeries, at Hardin-Simmons, 2/16/1952 (14 made)  
 Half: 22, Damon Stoudamire, at Wash. St., 3/2/1995 (13 made, 2nd+2ot)  
 Season: 572, Khalid Reeves, 1993-94 (276 made)  
 Career: 1750, Sean Elliott, 1986-89 (896 made)  
 Opponent, Game: 35, Freeman Williams, Portland St., 1/27/1976 (16 made)

**Field Goal Percentage**

Game (Min. 10 Atts.): 1.000, Al Fleming, vs. Midwestern, 12/1/1975 (10-of-10);  
 .933, Brian Williams, at UCLA, 2/10/1991 (14-of-15);  
 .929, Khalid Reeves, vs. Michigan, 12/30/1993 (13-of-14)  
 Half: 1.000, Michael Dickerson, vs. Washington, 2/5/1998 (11-of-11, 2nd)  
 Season: .667, Al Fleming, 1973-74 (136-of-204);  
 .690, Joseph Blair, 1995-96 (89-of-129/14 games)  
 Career: .605, Pete Williams, 1983-85, (296-of-489)  
 Opponent, Game: 1.000, Kresimir Cosic, at BYU, 2/26/1971 (12-of-12)

**3-Point Field Goals**

Game: 9, Salim Stoudamire, vs. Oregon State, 2/20/2005 (14 att.)  
 Half: 6, Salim Stoudamire, vs. Oregon State, 2/20/2005 (1st/8 att.)  
 6, Matt Othick, vs. Temple, 2/23/1992 (2nd);  
 6, Chris Mills, vs. Delaware State, 12/28/1992 (1st)  
 Season: 120, Salim Stoudamire, 2004-05  
 Career: 342, Salim Stoudamire, 2001-05  
 Opponent, Game: 9, Jimmer Fredette, vs. BYU, 12/28/2009 (13 att.)

**3-Point Field Goal Attempts**

Game: 16, Jason Gardner, vs. Kansas, 12/1/2001 (8 made)  
 Half: 9, Craig McMillan, at Washington, 1/17/1987 (5 made/1st)  
 Season: 276, Jason Gardner, 2001-02 (106 made)  
 Career: 875, Jason Gardner, 1999-2003 (318 made)  
 Opponent, Game: 19, Kelvin Lewis, vs. Houston, 1/24/2009 (5 made)

**3-Point Field Goal Percentage**

Game (Min. 5 atts.):  
 1.000, Jawann McClellan, vs. New Mexico State, 11/19/2006 (7-of-7);  
 1.000, Gilbert Arenas, at Washington State, 1/11/2001 (6-of-6);  
 1.000 Steve Kerr, at Oregon State, 1/14/1988 (5-of-5);  
 1.000, Matt Muehlebach, vs. UCLA, 1/12/1991 (5-of-5);  
 1.000, Gilbert Arenas, at USC, 2/17/2001, (5-of-5);  
 Game (Min. 10 atts.):  
 .700, Michael Dickerson, vs. North Carolina, 11/22/1996 (7-of-10);  
 .700, Kyle Fogg, vs. UCLA, 3/4/2010 (7-of-10)  
 Half: 1.000, Salim Stoudamire, vs. Manhattan, 12/21/2004 (5-of-5);  
 1.000, Salim Stoudamire, at Oregon, 2/19/2004 (5-of-5);  
 1.000, Jawann McClellan, vs. New Mexico St., 11/19/2006 (5-of-5)  
 Season: .573, Steve Kerr, 1987-88 (114-of-199)  
 Career: .573, Steve Kerr, 1988 (114-of-199)  
 Opponent, Game: 1.000, Dion Cross, Stanford, 3/7/1996 (7-of-7)

**Free Throws**

Game: 18, Jerryd Bayless, at Houston, 1/12/2008 (20 att.)  
 Half: 14, Miles Simon, at Washington St. (Spokane), 1/8/1998 (14 att.)  
 Season: 247, Derrick Williams, 2010-11 (331 att.)  
 Career: 623, Sean Elliott, 1986-89 (786 att.)  
 Consecutive: 39, Salim Stoudamire, 11/17/2001-1/23/2002

**Opponent, Game:**

16, Bob Jarrett, at New Mexico State, 1/11/1957 (16 att.);  
 16, Bob Beckel, at Air Force, 2/28/1959 (18 att.);  
 16, Kent Carso, vs. South Alabama, 12/20/1971 (19 att.)

**Free Throw Attempts**

Game: 22, Derrick Williams, vs. California, 1/6/2011 (16 made)  
 Half: 16, Bill Kemmeries, vs. San Diego Marines, 12/5/1952 (8 made/2nd)  
 Season: 331, Derrick Williams, 2010-11 (247 made)  
 Career: 786, Sean Elliott, 1986-89 (623 made)  
 Opponent, Game: 21, Don Meineke, vs. Dayton (N.I.T.), 3/13/1951 (15 made)

**Free Throw Percentage**

Game (Min. 12 attempts):  
 1.000, Jerryd Bayless, vs. Stanford, 2/16/2008 (16-of-16)  
 1.000, Nic Wise, vs. Washington, 1/29/2009 (14-of-14);  
 1.000, Warren Ridge, at Utah, 2/1/1956 (12-of-12)  
 1.000, Dylan Rigdon, at USC, 1/22/1994 (12-of-12);  
 1.000, Jason Terry, vs. Washington, 1/9/1999 (12-of-12);  
 1.000, Jason Gardner, vs. Arizona State, 3/7/2002 (12-of-12);  
 1.000, Nic Wise, vs. UNLV, 12/2/2009 (12-of-12);  
 1.000, Nic Wise, vs. Lipscomb, 12/21/2009 (12-of-12);  
 1.000, Kyle Fogg, at Oregon, 1/16/2010 (12-of-12);  
 1.000, Derrick Williams, vs. Wash. State, 2/17/2011 (12-of-12)  
 Season (Min. 2.0 made per game):  
 .910, Salim Stoudamire, 2004-05 (122-of-134)  
 Career (Min. 2.0 made per game):  
 .870, Salim Stoudamire, 2001-05 (388-of-446)  
 Opponent, Game:  
 1.000, Bob Jarrett, at New Mexico State, 1/11/1957 (16-of-16)

**Rebounds**

Game: 26, Bill Reeves, vs. UC-Santa Barbara, 2/1/1956;  
 26, Joe Skaisgir, vs. Cal State-Los Angeles, 1/31/1962  
 Half: 15, Kenny Davis, vs. Texas-El Paso, 2/11/1977 (2nd)  
 Season: 375, Jordan Hill, 2008-09 (34 games)  
 Season Per Game: 13.2, Bill Reeves, 1955-56 (343 in 26 games)  
 Career: 1,190, Al Fleming, 1972-76  
 Career Per Game: 11.2, Joe Skaisgir, 1960-62 (582 in 52 games)  
 Opponent, Game: 26, Tony Cerkvienik, vs. Arizona State, 3/4/1963

**Personal Fouls**

Season: 119, Rick Anderson, 2001-02 (34 games)  
 Season Per Game: 4.3, Bill Reeves, 1956-57 (111 in 26 games)  
 Season Disqualifications: 13, Bill Reeves, 1957-57  
 Career: 357, Reggie Geary, 1992-96 (127 games)  
 Career Per Game: 3.9, Bill Reeves, 1954-57 (298 in 77 games)  
 Career Disqualifications: 34, Junior Crum, 1942-44,46-47 (101 games)

**Assists**

Game: 19, Russell Brown, vs. Grand Canyon, 12/8/1979  
 Half: 11, Russell Brown, vs. New Mexico, 12/22/1978 (2nd);  
 11, Russell Brown, at California, 1/6/1979 (1st)  
 Season: 247, Russell Brown, 1978-79 (27 games)  
 Season Per Game: 9.1, Russell Brown, 1978-79 (247 in 27 games)  
 Career: 810, Russell Brown, 1977-81 (107 games)  
 Career Per Game: 7.6, Russell Brown, 1977-81 (810 in 107 games)  
 Opponent, Game: 20, Danny Tarkanian, at UNLV, 12/6/1982

**Steals**

Game: 9, Bennett Davison, vs. Stanford, 2/28/1998  
 Season: 85, Jason Terry, 1996-97  
 Season Per Game: 2.8, Jason Terry, 1998-99  
 Career: 245, Jason Terry, 1996-99  
 Career Per Game: 1.9, Gilbert Arenas, 1999-2001 (136 in 70 games)

**Blocked Shots**

Game: 14, Loren Woods, vs. Oregon, 2/3/2000  
 Season: 102, Loren Woods, 1999-2000  
 Season Per Game: 3.9, Loren Woods, 1999-2000  
 Career: 278, Anthony Cook, 1986-89  
 Career Per Game: 3.4, Loren Woods, 1999-2001 (186 in 55 games)

**Minutes Played**

Game: 50, Steve Kerr, at California, 1/12/1986 (2 ot)  
 Season: 1317, Chase Budinger, 2008-09  
 Season Per Game: 38.1, Jason Gardner, 2001-02 (1298 in 34 games)  
 Career: 4825, Jason Gardner, 1999-2003  
 Career Per Game: 35.5, Jason Gardner, 1999-2003 (4825 in 136 games)



Single-Game Bests

Points Scored (FG/3FG/FT)

- 46 Ernie McCray, vs. Cal State-LA, 2/6/1960 (16/-/14)
- 45 Damon Stoudamire, at Stanford, 1/14/1995 (14/7/10)
- 44 Joe Skaisgir, vs. Hardin-Simmons, 1/4/1962 (17/-/19)  
Coniel Norman, at Brigham Young, 1/24/1974 (19/-/6)
- 41 Al Fleming, vs. Detroit, 1/10/1976 (14/-/13)
- 40 Khalid Reeves, vs. Michigan, 12/30/1993 (13/3/11);  
Damon Stoudamire, at Washington St., 3/2/1995 (15/4/6)
- 39 Al Fleming, at San Diego State, 12/11/1974 (16/-/7);  
Bob Elliott, vs. Utah, 2/15/1975 (16/-/7)  
Jerryd Bayless, vs. Arizona State, 2/10/2008 (12/6/9)
- 38 Eli Lazovich, vs. Arizona State, 3/2/1955 (12/-/14)  
Warren Rustand, vs. Brigham Young, 1/15/1965 (16/-/6)  
Bill Warner, at New Mexico, 1/17/1970 (16/-/6)  
Coniel Norman, vs. Brigham Young, 2/24/1973 (16/-/6)  
Bob Elliott, vs. California (n), 12/27/1974 (15/-/8)  
Bob Elliott, vs. Arizona State, 2/2/1974 (12/-/14)  
Larry Demic, at UCLA, 2/17/1979 (14/-/10)  
Ron Davis, at UCLA, 2/12/1981 (14/-/10)
- 37 Eric Money, vs. Cal State-Bakersfield, 11/29/1972 (14/-/9)  
Coniel Norman, vs. Wyoming, 2/1/1973 (17/-/3)  
Eric Money, vs. Arizona State, 2/17/1973 (13/-/11)  
Larry Demic, vs. Southwestern Louisiana, 12/23/1978 (17/-/3)  
Jason Terry, at Oregon, 2/20/1999 (11/5/10)  
Salim Stoudamire, at Oregon, 2/19/2004 (9/6/13)  
Salim Stoudamire, vs. Washington, 3/12/2005 (12/7/6)  
Ivan Radenovic, at Stanford, 3/3/2007 (12/2/11)
- 36 Phil Taylor, vs. UNLV, 1/24/1978 (16/-/4)  
Larry Demic, vs. Washington, 3/1/1979 (17/-/2)  
Sean Elliott, vs. Pittsburgh, 12/30/1988 (14/5/3)
- 35 Harold Tovrea, vs. New Mexico Tech, 2/28/1924 (unknown)  
Ernie McCray, vs. Arizona State, 1/23/1960 (12/-/11)  
Herman Harris, vs. Utah, 1/20/1977 (12/-/11)  
Herman Harris, vs. Brigham Young, 1/22/1977 (16/-/3)  
Joe Nehls, vs. Stanford, 1/31/1980 (14/-/7)  
Sean Elliott, vs. Stanford, 1/9/1987 (11/3/10)  
Sean Elliott, vs. Stanford, 1/29/1989 (9/5/12)

Rebounds

- 26 Bill Reeves, vs. UC-Santa Barbara, 2/1/1956  
Joe Skaisgir, vs. Cal State-Los Angeles, 1/31/1962
- 25 Bob Elliott, vs. Arizona State, 2/2/1974  
Kenney Davis, vs. Arizona State, 2/5/1977
- 23 Leo Johnson, at San Jose State, 1/27/1951  
Al Fleming, vs. San Diego, 12/12/1972  
Al Fleming, vs. Old Dominion, 12/22/1975
- 22 Ernie McCray, vs. Cal State-LA, 2/26/1958  
Jordan Hill, vs. UAB, 11/18/2008
- 21 Albert Johnson, vs. Idaho State, 12/19/1962  
Al Fleming, at Columbia (n), 12/28/1974

Assists

- 19 Russell Brown, vs. Grand Canyon, 12/8/1979
- 17 Russell Brown, at California, 2/2/1979
- 15 Russell Brown, at Utah, 1/21/1978  
Russell Brown, vs. Southwestern Louisiana, 12/23/1978  
Russell Brown, vs. Midwestern, 12/4/1979
- 14 Matt Othick, vs. Northern Arizona, 12/18/1991  
Damon Stoudamire, vs. Oregon, 2/25/1995
- 13 Eric Money, at Brigham Young, 1/24/1974  
Gilbert Myles, vs. Purdue (n), 3/15/1975  
Russell Brown, at Wyoming, 2/24/1978  
Russell Brown, vs. Stanford, 1/4/1979  
Russell Brown, at Oregon State, 2/9/1980  
Russell Brown, vs. UCLA, 1/17/1981  
Reggie Geary, vs. Iowa (NCAA), 3/17/1996  
Mike Bibby, vs. Morgan State, 11/30/1997

Freshman Single-Game Scoring (1972-73 to Present)

- 39 Jerryd Bayless, vs. Arizona State, Feb. 10, 2008
- 38 Coniel Norman, vs. Brigham Young, Feb. 24, 1973  
Bob Elliott, vs. Arizona State, Feb. 2, 1974
- 37 Eric Money, vs. Cal State Bakersfield, Nov. 29, 1972  
Coniel Norman, vs. Wyoming, Feb. 1, 1973  
Eric Money, vs. Arizona State (ot), Feb. 17, 1973
- 34 Coniel Norman, vs. New Mexico, Jan. 6, 1973
- 33 Jerryd Bayless, at Houston, Jan. 12, 2008  
Jerryd Bayless, vs. California, Feb. 14, 2008
- 31 Jerryd Bayless, vs. Stanford, Feb. 16, 2008

Arizona's Triple-Doubles


Since 1987, there have been 22 triple-doubles recorded by Pac-12 Conference members. Arizona leads the league with nine, ahead of California's five. Jason Kidd, Andre Iguodala, Loren Woods and Luke Jackson are the only individuals to register more than one in a career, while Kidd and Iguodala are the only pair to record more than one in a season. Here is the complete list (points-rebounds-assists unless indicated):

Player	Date	Stats	Opponent
Matt Muehlebach*	3/9/1990	10-11-10	USC
Chris Mills	12/18/1991	19-10-10	N. Arizona
Damon Stoudamire	2/25/1995	32-12-14	Oregon
Loren Woods	2/3/2000	16-10-14 (b)	Oregon
Loren Woods	1/13/2001	13-10-10 (b)	Washington
Luke Walton	1/17/2002	27-11-10	USC
Andre Iguodala	12/9/2003	13-13-10	Texas
Andre Iguodala	12/28/2003	13-11-11	Liberty
Andre Iguodala	2/14/2004	14-11-10	UCLA

\* Pac-10 Tournament game / (b) indicates blocked shots

By School

Arizona	9
California	5
UCLA	2
Oregon	2
Oregon State	1
Stanford	1
Washington State	1
USC	1



Matt Muehlebach (24) posted the first triple-double in school history with 10 points, 11 rebounds and 10 assists vs. USC on March 9, 1990. To date, it is still the only triple-double recorded in Pac-12 Tournament action.

*Single-Game Team Records***Points Scored**

UA: 133, vs. Duquesne, 11/27/1987 (133-78)  
 Opp.: 129, at New Mexico, 2/26/1979 (98-129)  
 UA, Half: 69, vs. Utah, 2/23/1974 (2nd)  
 Opp., Half: 74, at UCLA, 3/10/1983 (2nd)  
 Both Teams: 227, at Utah, 1/19/1974 (106-121);  
 227, at New Mexico, 2/26/1979 (98-129)  
 Both Teams, Half: 134, vs. Arizona State, 1954-55 (67-67, 2nd+ot)  
 130, vs. Utah, 2/23/1974 (69-61, 2nd)  
 130, at California, 2/5/2011 (63-67, 2nd+3ot)

**Combined Score**

227 at Utah 121, Arizona 106, 1/19/1974  
 227 at New Mexico 129, Arizona 98, 1/26/1979  
 226 Arizona 127, Arizona State 99, 1/15/1998  
 225 Arizona 114, at Wash. St. 111 (2ot), 3/2/1995  
 223 Arizona 114, UNLV 109 (ot), 3/18/1976 (NCAA)  
 220 at Illinois 113, Arizona 107, 11/28/1977  
 215 Arizona State 110, Arizona 105, 2/17/1973  
 214 Arizona 122, Utah 92, 2/23/1974  
 214 Arizona 119, Michigan 95, 12/30/1993

**Victory Margin**

Home: 64, vs. Robert Morris, 12/28/1996 (118-54)  
 Road: 64, at New Mexico Tech, 1920-21 (75-11)

**Defeat Margin**

Home: 41, vs. Santa Clara, 1/3/1959 (38-79)  
 Road: 74, at Utah, 12/9/1955 (45-119)

**Field Goals**

UA: 54, vs. Duquesne, 11/27/1987 (86 att.)  
 Opp.: 50, at Utah, 1/19/1974 (84 att.);  
 50, at Nevada-Las Vegas, 12/19/1978 (112 att.)  
 UA, Half: 30, vs. Adams State, 12/8/1976 (53 att./1st)  
 Opp., Half: 27, at Nevada-Las Vegas, 12/19/1978 (44 att./2nd)  
 Both Teams: 94, at Utah, 1/19/1974 (UA 44/Utah 50)

**Field Goal Attempts**

UA: 110, vs. Northern Arizona, 12/14/1963 (43 made)  
 Opp.: 118, vs. Wichita State, 12/18/1951 (29 made)  
 UA, Half: 57, vs. Northern Arizona, 12/14/1963 (24 made/2nd)  
 Opp., Half: 64, vs. Utah, 2/23/1973 (25 made/2nd)  
 Both Teams: 202, vs. Utah, 1/14/1967 (UA 92/Utah 110)

**Field Goal Percentage**

UA: .714, vs. Oregon State, 2/25/1984 (25-of-35)  
 Opp.: .711, vs. UCLA, 2/16/1980 (32-of-45);  
 .711, vs. Oregon, 1/31/1983 (27-of-38)  
 UA, Half: .821, at Washington, 1/10/1998, (23-of-28/2nd)  
 Opp., Half: .867, vs. Oregon, 1/31/1983 (13-of-15/2nd)

**3-Point Field Goals**

UA: 16, at USC, 2/16/2002 (29 att.)  
 Opp.: 17, vs. UCLA, 1/19/2002 (33 att.)  
 UA, Half: 10, at Oregon, 1/30/1992 (14 att./1st)  
 Opp., Half: 11, East Tennessee State (NCAA), 3/20/1992 (19 att.);  
 11, UCLA, 1/19/2002 (17 att./1st)  
 Both Teams: 31, vs. UCLA, 1/19/2002 (UA 14, UCLA 17)

**3-Point Field Goal Attempts**

UA: 38, vs. Kansas, 12/1/2001 (14 made)  
 Opp.: 43, vs. Samford, 11/22/2006 (14 made)  
 UA, Half: 23, vs. Kansas, 12/1/2001 (8 made/2nd)  
 Opp., Half: 23, Samford, 11/22/2006 (4 made/1st)  
 Both Teams: 68, UA (35) vs. UCLA (33), 1/19/2002

**3-Point Field Goal Percentage**

UA: .857, vs. Arkansas-Little Rock, 12/16/1987 (6-of-7)  
 Opp.: .800, vs. Duquesne (n), 11/27/1987 (4-of-5);  
 .800, at Stanford, 2/4/1988 (4-of-5)  
 UA, Half: 1.000, at Washington St., 12/22/1987 (5-of-5/1st)  
 Opp., Half: 1.000, vs. Iowa, 2/7/1987 (5-of-5/2nd)  
 Both Teams: .769, at Stanford, 2/23/1990 (UA 7-of-9, SU 3-of-4)

**Free Throws**

UA: 43, vs. Illinois (NCAA), 3/25/2001 (56 att.)  
 Opp.: 47, at New Mexico, 2/26/1979 (60 att.)  
 Both Teams: 85, at New Mexico, 2/26/1979 (UA 38, NM 47)

**Free Throw Attempts**

UA: 56, vs. Illinois (NCAA), 3/25/2001 (43 made)  
 Opp.: 79, at Northern Arizona, 1/26/1953 (46 made)  
 Both Teams: 130, at Northern Arizona, 1/26/1953 (UA 51, NAU 79)

**Free Throw Percentage**

UA: 1.000, vs. Stanford, 2/5/2005 (18-of-18);  
 1,000, vs. USC, 12/7/1972 (13-of-13)  
 Min. 20: .963, vs. San Diego Navy, 12/15/1951 (26-of-27)  
 Min. 30: .950, vs. Washington, 1/27/2005 (38-of-40)  
 Opp.: 1.000, at Arizona State, 2/4/1978 (19-of-19)  
 Min. 20: .960, at Oregon, 3/4/2000 (24-of-25)  
 Min. 30: .886, at Utah, 1/21/1978 (31-of-35)  
 Both Teams: .906, vs. Midwestern, 12/1/1975 (UA 29-32; MW 9-11)

**Rebounds**

UA: 102, at Northern Arizona, 1/20/1951  
 Opp.: 79, at Nevada-Las Vegas, 12/19/1978  
 Both Teams: 137, at Utah, 3/3/1967 (UA 66, Utah 71)  
 Margin For: 84, at Northern Arizona, 1/20/1951 (UA 102, NAU 18)  
 Margin Against: 42, at New Mexico, 1/9/1965 (UA 24, NM 66)

**Personal Fouls**

UA: 50, at Northern Arizona, 2/26/1953  
 Opp.: 36 vs. Illinois (NCAA), 3/25/2001  
 UA, Fewest: 6, at Bradley, 12/30/1963;  
 6, at Washington State, 2/12/2000  
 Both Teams: 84, at No. Arizona, 2/26/1953 (UA 50, NAU 34)  
 Disqualified: 7, at West Texas State, 2/14/1952  
 Disqualified, Both Teams:  
 12, at West Texas State, 2/14/1952 (UA 7, WTSU 5)

**Turnovers**

UA (Fewest): 4, at UCLA, 3/3/1986;  
 4, vs. UCLA, 2/10/1990;  
 4, vs. Washington State, 2/13/1992  
 UA (Most): 37, at New Mexico, 2/26/1979  
 Opp. (Fewest): 4, vs. Temple (n), 12/3/1988  
 Opp. (Most): 34, vs. Colorado 12/21/1974

**Steals**

UA: 19, vs. UCLA, 2/13/1997  
 Opp.: 20, Louisiana State, 12/8/1990

*Single-Season Team Records***Points Scored**

UA: 3234, 1987-88 (38 games)  
 Opp.: 2642, 2001-02 (34 games)  
 Margin For: 22.9, 1987-88 (85.1 to 62.2)  
 Margin Against: 15.7, 1958-59 (63.2 to 78.9)

**Average Points Per Game**

UA: 90.8, 1997-98 (3177 in 35 games)  
 Opp.: 85.2, 1970-71 (2216 in 26 games)

**Field Goals**

UA: 1147, 1987-88 (38 games)  
 UA Per Game: 36.4, 1973-74 (946 in 26 games)  
 Opp.: 1038, 1975-76 (33 games)  
 Opp. Per Game: 34.4, 1972-73 (895 in 26 games)

**Field Goal Attempts**

UA: 2350, 1997-98 (35 games)  
 UA Per Game: 67.8, 1975-76  
 Opp.: 2336, 1975-76 (33 games)  
 Opp. Per Game: 81.0, 1955-56 (2107 in 26 games)

**Field Goal Percentage**

UA, High: .545, 1987-88 (1147-of-2106)  
 UA, Low: .317, 1954-55 (597-of-1880)  
 Opp., High: .504, 1979-80 (777-of-1540)  
 Opp., Low: .301, 1950-51 (586-of-1944)



**3-Point Field Goals**

UA: 296, 2010-11 (38 games)  
 UA Per Game: 8.0, 1993-94 (279 in 35 games)  
 Opp.: 291, 2008-09 (35 Games)  
 Opp. Per Game: 8.4, 2006-07 (260 in 31 games)

**3-Point Field Goal Attempts**

UA: 787, 1993-94 (35 games)  
 UA Per Game: 22.5 1993-94 (787 in 35 games)  
 Opp.: 833, 2008-09 (35 games)  
 Opp. Per Game: 24.0, 2006-07 (743 in 31 games)

**3-Point Field Goal Percentage**

UA High: .483, 1987-88 (254-of-526)  
 UA Low: .319, 2005-06 (142-of-445)  
 Opp. High: .362, 1986-87 (132-of-365);  
 .362, 2003-04 (243-of-671)  
 Opp. Low: .285, 2011-12 (170-of-596)

**Free Throws**

UA: 703, 2000-01 (940 att.)  
 UA Per Game: 21.7, 1952-53 (585 made in 27 games)  
 Opp.: 675, 1955-56 (26 games)  
 Opp. Per Game: 26.0, 1955-56 (675 made in 26 games)

**Free Throw Attempts**

UA: 967, 1990-91 (35 games)  
 UA Per Game: 34.7, 1952-53 (938 in 27 games)  
 Opp.: 958, 1952-53 (27 games)  
 Opp. Per Game: 35.5, 1952-53 (958 in 27 games)

**Free Throw Percentage**

UA High: .786, 2003-04 (511-of-650)  
 UA Low: .578, 1945-46 (279-of-485)  
 Opp. High: .734, 1955-56 (675-of-920)  
 Opp. Low: .532, 1945-46 (322-of-605)

**Rebounds**

UA: 1786, 1950-51 (30 games)  
 UA Per Game: 59.5, 1950-51 (1786 in 30 games)  
 Opp.: 1507, 1960-61 (26 games)  
 Opp. Per Game: 58.0, 1960-61 (1507 in 26 games)  
 Margin For: 19.3, 1950-51 (59.5 to 40.2)  
 Margin Against: 7.2, 1960-61 (50.8 to 58.0)

**Most Personal Fouls**

UA: 720, 1950-51 (30 games)  
 UA Per Game: 24.0, 1950-51 (720 in 30 games)  
 Opp.: 817, 2000-01 (36 games)  
 Opp. Per Game: 22.8, 2001-02 (774 in 34 games)  
 UA Disqualifications: 39, 1952-53  
 Opp. Disqualifications: 38, 1974-75

**Fewest Personal Fouls (Min. 24 games)**

UA: 425, 2006-07 (31 games)  
 UA Per Game: 13.7, 2006-07 (425 in 31 games)  
 Opp.: 361, 1967-68 (24 games)  
 Opp. Per Game: 12.8, 1945-46 (385 in 30 games)  
 UA Disqualifications: 6, 1987-88  
 Opp. Disqualifications: 9, 1963-64

**Turnovers**

UA High: 563, 1974-75 (26 games); 563, 1975-76 (33 games)  
 UA High Per Game: 21.6, 1974-75 (563 in 26 games)  
 UA Low: 331, 1979-80 (27 games)  
 UA Low Per Game: 10.5, 1985-86 (337 in 32 games)  
 Opp. High: 695, 1997-98 (35 games)  
 Opp. High Per Game: 19.9, 1996-97 (678 in 34 games)  
 Opp. Low: 379, 2006-07 (31 games)  
 Opp. Low Per Game: 12.2, 2006-07 (379 in 31 games)

**Assists**

UA High: 677, 1997-98 (35 games)  
 UA High Per Game: 20.4, 1950-51 (613 in 30 games)  
 UA Low: 273 in 1951-52  
 UA Low Per Game: 10.1, 1950-51 (273 in 27 games)  
 Opp. High: 537, 1996-97  
 Opp. High Per Game: 16.4, 1978-79 (443 in 27 games)  
 Opp. Low: 300, 1983-84  
 Opp. Low Per Game: 10.7, 1983-84 (300 in 28 games)

**Steals**

UA High: 358, 1996-97  
 UA High Per Game: 10.5, 1996-97 (358 in 34 games)  
 UA Low: 170, 1981-82  
 UA Low Per Game: 5.2, 2010-11 (197 in 38 games)  
 Opp. High: 257, 1995-96  
 Opp. High Per Game: 8.7, 1998-99 (251 in 29 games)  
 Opp. Low: 127, 1979-80  
 Opp. Low Per Game: 4.7, 1979-80 (127 in 27 games)

**Blocked Shots**

UA High: 192, 1999-2000  
 UA High Per Game: 5.8, 1989-90 (185 in 32 games)  
 UA Low: 38, 1983-84  
 UA Low Per Game: 1.4, 1983-84 (38 in 28 games)  
 Opp. High: 141, 1996-97  
 Opp. High Per Game: 4.2, 1994-95 (130 in 31 games)  
 Opp. Low: 49, 1981-82  
 Opp. Low Per Game: 1.4, 1987-88 (52 in 38 games)

**General**

Most Victories: 35, 1987-88  
 Best Record: 35-3 (.921), 1987-88  
 Consecutive Victories (all games):  
 22, Began Feb. 7, 1914 (23-16 vs. Eastern Arizona J.C.), Ended Feb. 1, 1917 (19-28 at New Mexico)  
 Consecutive Victories (collegiate):  
 19, Began Dec. 28, 1992 (92-52 vs. Delaware State), Ended March 4, 1993 (71-74 at California)  
 19, Began Dec. 28, 1997 (92-68 vs. James Madison), Ended March 5, 1998 (90-91 at USC)  
 Consecutive Victories to Begin a Season (all games):  
 16, Began Dec. 4, 1931 (41-25 vs. UA Alumni All-Stars), Ended Feb. 19, 1932 (28-30 at New Mexico)  
 Consecutive Victories to Begin a Season (collegiate):  
 12, Began Nov. 27, 1987 (133-78 vs. Duquesne), Ended Jan. 2, 1988 (59-61 at New Mexico)  
 Consecutive Home Court Victories (all games):  
 81, Began Dec. 14, 1945 (50-47 vs. Williams AFB), Ended Dec. 8, 1951 (57-76 vs. Kansas State)  
 Consecutive Home Court Victories (collegiate):  
 71, Began Dec. 4, 1987 (94-62 vs. Long Beach State), Ended Jan. 11, 1992 (87-89 vs. UCLA)  
 Consecutive Road Victories (non neutral-site, all games):  
 19, Began: Jan. 17, 1927 (28-24 at Alhambra A.C.), Ended: Feb. 15, 1929 (26-30 at Northern Arizona)  
 Consecutive Road Victories (non neutral-site, collegiate):  
 12, Began: Jan. 2, 2003 (81-72 at Oregon), Ended: Jan. 15, 2004 (90-99 at USC)  
 Consecutive Losses: 16, 1958-59 (Dec. 19-Feb. 9)  
 Consecutive Home Court Losses: 8, 1982-83 (Dec. 27-Feb. 19)  
 Consecutive Road Losses: 17, 1982-84 (Nov. 26, 1982-Feb. 13, 1984)

**Overtime Periods**

Most: 3, vs. Bradley, 2/3/1965 (W, 85-83)  
 3, vs. Colorado, 12/20/1965 (L, 73-79);  
 3, vs. Utah, 2/23/1973 (W, 101-95);  
 3, at California, 2/5/2011 (W, 107-105)  
 Points: 20, vs. Stanford, 1/31/1980 (W, 95-88)  
 Points, Opp.: 14 vs. UTEP, 2/10/1966 (L, 72-81);  
 14, vs. Utah, 2/23/1973 (W, 101-95);  
 14, at Kansas, 11/25/2007 (L, 76-72)

**100-Point Games**

Most, Season: 8, 1990-91 (won 8, lost 0)  
 Consecutive, Season: 3, 1972-73  
 Most, Season, Opps.: 4, 1978-79 (won 0, lost 4)  
 Most, Season, Combined: 9, 1973-74 (UA 6, Opp. 3)

## McKale Center Records

## Individual Records

## Points Scored

Game: 41, Al Fleming, vs. Detroit, 1/10/1976  
 Game (Non-UA): 49, Jimmer Fredette, Brigham Young, 12/28/2009  
 45, Eric Murdock, Providence, 12/23/1990  
 Half: 33, Al Fleming, vs. Detroit, 1/10/1976 (2nd)

## Field Goals

Game: 17, Coniel Norman, vs. Wyoming, 2/10/1973;  
 17, Alan Cunningham, Colorado State, 2/24/1977;  
 17, Larry Demic, vs. S.W. Louisiana, 12/23/78;  
 17, Larry Demic, vs. Washington, 3/1/1979  
 Half: 12, Bob Elliott, vs. Utah, 2/15/1975 (2nd)  
 12, Al Fleming, vs. Detroit, 1/10/1976 (2nd);

## Field Goal Attempts

Game: 35, Freeman Williams, Portland State, 1/27/1976 (16 made)  
 Game (UA): 29, Herman Harris, vs. San Diego State, 1/6/1977 (9 made)  
 Half: 20, Freeman Williams, Portland State, 1/27/1976 (2nd)

## Field Goal Percentage

Game (Min. 10 att.):  
 1.000, Al Fleming, vs. Midwestern, 12/1/1975 (10-of-10)  
 Game (10+ Att.):  
 .929, Khalid Reeves, vs. Michigan, 12/30/1993 (13-of-14)  
 Half: 1.000, Michael Dickerson, vs. Washington, 2/5/1998 (11-of-11)

## 3-Point Field Goals

Game: 9, Salim Stoudamire, vs. Oregon State, 2/20/2005 (9-of-14)  
 Game (Non-UA): 9, Jimmer Fredette, Brigham Young, 12/28/2009 (13 att.)

## Free Throws

Game: 16, Jerryd Bayless, vs. Stanford, 2/16/2008 (16 att.)  
 Game (Non-UA): 13, Eric Murdock, Providence, (18 att.)  
 Half: 11, Herman Harris, vs. Utah, 1/20/1977 (2nd, 12 att.)

## Free Throw Attempts

Game: 20, Bob Elliott, vs. Arizona State, 2/2/1974 (14 made)  
 Game (Non-UA): 19, Butch Hayes, California, 1/30/1982 (11 made)  
 Half: 13, Bob Elliott, vs. Arizona State, 2/2/1974 (2nd/9 made);  
 13, Sean Elliott, vs. UNLV, 12/10/1988 (2nd/10 made)

## Free Throw Percentage

Min. 10 Atts: 1.000, Jerryd Bayless, vs. Stanford, 2/16/2008 (16-of-16);  
 1.000, Nic Wise, vs. Washington, 1/29/2009 (14-of-14);  
 1.000, Jason Terry, vs. Washington, 1/1/1999 (12-of-12);  
 1.000, Nic Wise, vs. UNLV, 12/2/2009 (12-of-12)  
 1.000, Nic Wise, vs. Lipscomb, 12/21/2009 (12-of-12)  
 1.000, Derrick Williams, vs. Wash. State, 2/17/2011 (12-of-12)  
 1.000, Damon Stoudamire, vs. Oregon, 2/25/1995 (11-of-11);  
 1.000, Justin Wessel, vs. UCLA, 2/19/2000 (10-of-10)

## Rebounds

Game: 25, Bob Elliott, vs. Arizona State, 2/2/1974;  
 25, Kenny Davis, vs. Texas-El Paso, 2/11/1977  
 Game (Non-UA): 22, Mark McNamara, California, 1/30/1982  
 Half: 15, Kenny Davis, vs. Texas-El Paso, 2/11/1977 (2nd)

## Assists

Game: 19, Russell Brown, vs. Grand Canyon, 12/8/1979  
 Game (Non-UA): 15, Darren Collison, UCLA vs. Arizona, 2/17/2007  
 Half: 12, Russell Brown, vs. Grand Canyon, 12/8/1979 (2nd)

## Steals

Game: 9, Bennett Davison, vs. Stanford, 2/28/1998  
 Game (Non-UA): 9, Robert Shepherd, Arkansas 12/6/1992

## Blocked Shots

Game: 14, Loren Woods, vs. Oregon, 2/3/2000

## Team Records

## Most Points Scored

Game: 127, Arizona vs. Arizona State (99), 1/5/1998  
 Game (Non-UA): 110, Arizona State vs. UA (105), 2/17/1973  
 Half: 70, Arizona State vs. Arizona (49), 2/17/1973 (2nd)  
 Half (UA): 69, Arizona vs. Utah (61), 2/23/1974 (2nd)  
 Overtime: 20, Arizona vs. Stanford, 1/31/1980

## Fewest Points Scored

Game: 37, Northern Arizona vs. UA (84), 12/6/1989  
 Half: 11, twice, last, Arizona State (1st) vs. Arizona (28), 2/13/1991  
 Half (UA): 16, vs. Nevada-Las Vegas (31), 12/3/1981 (2nd)

## Point Margin

Game: 64, Arizona vs. Robert Morris (118-54), 12/28/1996  
 Half: 41, Arizona (67) vs. Adams State (26), 12/8/1976 (1st)  
 Game (Non-UA): 30, Brigham Young (99) vs. UA (69), 12/28/2009;  
 28, Oregon State (92) vs. UA (64), 3/5/1982;  
 28, North Carolina (92) vs. UA (64), 1/27/2007

## Most Field Goals

Game: 55, Arizona vs. Midwestern, 12/1/1975 (79 att.)  
 Game (Non-UA): 51, UCLA vs. Dayton, 3/14/1974 (97 att.)  
 Half: 30, Arizona vs. Adams State, 12/8/1976 (1st)

## Fewest Field Goals

Game: 13, Northern Arizona vs. Arizona, 12/6/1989 (64 att.)  
 13, Bethune-Cookman vs. Arizona, 11/23/2010 (38 att.)  
 Half: 4, twice, last, Arizona State vs. Arizona, 2/13/1991 (1st)  
 Half (UA): 7, vs. Oregon, 2/21/1985

## Most Field Goal Attempts

Game: 106, Utah vs. Arizona, 2/23/1974 (42 made)  
 Game (UA): 102, vs. Adams State, 12/8/1976 (52 made)  
 Half: 64, Utah vs. Arizona, 2/2/1973 (2nd)  
 Half (UA): 53, vs. Adams State, 12/8/1976 (1st)

## Fewest Field Goal Attempts

Game: 35, Arizona vs. Oregon State, 2/25/1984 (25 made)  
 Game (Non-UA): 38, Bethune-Cookman, 11/23/2010 (13 made)  
 Half: 15, Oregon, 1/31/1983 (2nd)  
 Half (UA): 16, vs. Oregon State, 2/25/1984

## Highest Field Goal Percentage

Game: .714, Arizona vs. Oregon State, 2/25/1984 (25-of-35)  
 Game (Non-UA): .711, UCLA, 2/16/1980 (32-of-45);  
 .711, Oregon, 1/31/1983 (27-of-38)  
 Half: .867, Oregon, 1/31/1983 (13-of-15/2nd)  
 Half (UA): .750, vs. Arkansas-Little Rock, 12/16/1987 (9-of-12/1st)

## Lowest Field Goal Percentage

Game: .203, Northern Arizona, 12/6/1989 (13-of-64)  
 Game (UA): .320, vs. Oregon, 1/20/1980 (24-of-75)  
 Half: .138, California, 1/7/1988 (4-of-29/1st)

## Most 3-Point Field Goals

Game: 18, Florida vs. Robert Morris, 12/30/1996 (Att. 35)  
 Game (UA): 15, Arizona vs. Oregon, 1/30/1992 (Att.24)  
 15, Arizona vs. Washington State, 1/26/2012 (Att. 26)  
 Half: 11, Pepperdine vs. West Virginia, 12/30/2001 (1st/Att. 14);  
 11, UCLA vs. Arizona, 1/19/2002 (1st/Att. 17)  
 Half (UA): 10, Arizona vs. Oregon, 1/30/1992 (1st/Att.14)

## Fewest 3-Point Field Goals

Game: 0, Oregon State vs. Arizona, 2/14/1987 (Att. 9)  
 0, Southwest Missouri State vs. Seton Hall, 3/17/1989 (Att. 4)  
 0, Washington vs. Arizona, 2/15/1992 (Att. 6)  
 0, California vs. Arizona, 1/2/1997 (Att. 7)  
 Game (UA): 0, Arizona vs. Saint Mary's, 12/10/2005 (Att. 10)  
 Half: 0, Many, last, Arizona vs. Saint mary's, 12/10/2005 (2nd/Att. 2)

## Most 3-Point Field Goal Attempts

Game: 43, Samford vs. Arizona, 11/22/2006 (Made 14)  
 Game (UA): 38, Arizona vs. Kansas, 12/1/2001 (Made 14)  
 Half: 23, LaSalle vs. Arizona, 12/12/1994 (2nd/Made 6)  
 23, Arizona vs. Kansas, 12/1/2001 (2nd/Made 8)  
 23, Samford vs. Arizona, 11/22/2006 (Made 4)

## Fewest 3-Point Field Goal Attempts

Game: 4, Penn State vs. Wake Forest, 12/28/1989 (Made 2);  
 4, West Virginia vs. LaSalle, 12/28/1992 (Made 2)  
 Game (UA): 5, Arizona vs. Utah, 12/6/1986 (Made 3)  
 Half: 0, UCLA vs. Iowa State, 3/19/1993 (1st);  
 0, Penn State vs. Wake Forest, 12/28/1989 (2nd)  
 Half (UA): 1, Arizona vs. UCLA, 1/11/1987 (2nd/Made 0);  
 1, Arizona vs. Western Illinois, 11/25/1990 (1st/Made 1)



**Highest 3-Point Field Goal Percentage**

Game: 1.000 (5-5), Texas Tech vs. UNC Charlotte, 12/27/1986  
 (Min. 10 att.): .800 (8-10), Arizona vs. Stanford, 12/30/2006  
 (Min. 15 att.): .688 (11-16), Arizona vs. Oklahoma, 12/5/2010  
 (Min. 20 att.): .650 (13-20), Arizona vs. UCLA, 1/20/1996  
 Half: 1.000 (5-5), Iowa vs. Arizona, 2/7/1987 (2nd)  
 Half (UA): 1.000 (3-3), Arizona vs. Oregon State, 1/14/1989 (1st)  
 (Min. 5 made): .889 (8-9), Arizona vs. USC, 1/21/1995 (1st)  
 (Min. 10 made): .714 (10-14), Arizona vs. Oregon, 1/30/1992 (1st)

**Lowest 3-Point Field Goal Percentage**

Game: .000 (0-10), Arizona vs. Saint Mary's, 12/10/2005;  
 .000 (0-7), California vs. Arizona, 1/2/1997;  
 .000 (0-6), Washington vs. Arizona, 2/15/1992;  
 .000 (0-4), Southwest Missouri State vs. Seton Hall, 3/17/1989  
 (Most att.): .000 (0-10), Arizona vs. Saint Mary's, 12/10/2005  
 (Min. 20 att.): .100 (2-20), Winthrop vs. Oklahoma, 3/16/2000  
 Half: .000 (0-8), many, last, Arizona vs. Saint Mary's, 12/10/2005 (1st)  
 (Most att.): .000 (0-15), Oregon vs. Arizona, 3/9/1991 (2nd)

**Most Free Throws**

Game (UA): 41, vs. Washington, 1/29/2009 (51 att.)  
 Game: 35, Oregon State, 2/8/1979 (42 att.);  
 35, California, 2/7/1993 (42 att.)  
 Half: 34, Arizona vs. Washington, 1/29/2009 (2nd/40 att.)  
 Half (Non-UA): 22, Oregon State, 2/8/1979 (1st)

**Fewest Free Throws**

Game: 1, Fresno State, 12/16/2007;  
 1, Oregon State, 1/10/2009  
 Game (UA): 3, vs. Marquette, 1/8/1994 (6 att.)  
 Half: 0, Nine times, last, Oregon State, 1/10/2009 (0 att./1st);  
 Last time by Arizona vs. USC, 1/6/1983 (3 att./1st)

**Most Free Throw Attempts**

Game: 51, Arizona vs. Washington, 1/29/2009 (41 made)  
 Game (Non-UA): 46, Utah vs. Michigan State, 3/17/1991 (28 made)  
 Half: 40, Arizona vs. Washington, 1/29/2009 (34 made/2nd)

**Fewest Free Throw Attempts**

Game: 3, Fresno State, 12/16/2007 (1 made);  
 3, Oregon State, 1/10/2009 (1 made)  
 Game (UA): 8, vs. Utah, 2/16/1978 (7 made)  
 Half: 0, San Francisco vs. New Mexico, 3/14/1974 (1st);  
 0, Washington, 1/12/1984 (1st);  
 0, Oregon State, 1/10/2009 (1st);

**Highest Free Throw Percentage**

Game: 1.000, vs. Stanford, 2/5/2005 (18-of-18);  
 Game (Min. 20 att.): .952, Midwestern, 12/2/1975 (20-of-21)  
 Game (UA Min. 20 att.): .950, vs. Washington, 1/27/2005 (38-of-40)

**Lowest Free Throw Percentage**

Game: .278, vs. Nevada-Las Vegas, 12/3/1981 (5-of-18)

**Most Rebounds**

Game: 75, Arizona vs. Adams State, 1/8/1976  
 Game (Non-UA): 60, San Diego State, 1/6/1977  
 Half: 42, Arizona vs. Utah, 2/23/1973 (2nd)

**Fewest Rebounds**

Game: 19, Arizona vs. Oregon State 2/8/1979;  
 19, Arkansas-Little Rock, 12/16/1987;  
 19, Arizona vs. Northern Arizona, 12/16/2010  
 Game (Non-UA): 20, Colorado State, 1/30/1976;  
 20, Oregon, 1/31/1983  
 Half: 7, New Mexico, 12/22/1978 (2nd);  
 7, vs. Oregon State, 2/8/1979 (2nd)

**Rebound Margin**

Game: 40, Arizona (64) vs. Northern Arizona (24), 1/19/1974

**Most Personal Fouls**

Game: 35, Arizona State, 2/17/1973  
 35, Duke, 2/24/1991 (2ot)  
 Game (UA): 31, vs. California, 1/30/1982  
 Half: 25, Washington, 1/29/2009  
 Half (UA): 21, vs. Arizona State, 2/17/1973 (2nd)

**Fewest Personal Fouls**

Game: 6, Arizona vs. New Mexico, 11/10/1988  
 Game (Non-UA): 10, three times, last, Wisconsin-Green Bay vs. Michigan State, 3/15/1991  
 Half: 2, Utah vs. St. John's, 3/12/1977 (1st);  
 2, Arizona vs. Tennessee, 12/23/1983 (1st)

**Players Disqualified**

Game: 4, Five times, last, by Maryland vs. Rutgers, 12/28/1991

**Game Records — Both Teams****Most Points Scored**

Game: 226, Arizona (127) vs. Arizona State (99), 1/15/1998  
 Half: 130, Arizona (69) vs. Utah (61), 2/23/1974 (2nd)  
 Overtime: 33, Arizona (20) vs. Stanford (13), 1/31/1980

**Fewest Points Scored**

Game: 83, Oregon (43) vs. Arizona (40), 2/21/1985  
 Half: 37, Oregon (20) vs. Arizona (17), 2/21/1985

**Most Field Goals**

Game: 91, UCLA (51) vs. Dayton (40), 3/14/1974  
 Half: 51, UCLA (23) vs. Dayton (28), 3/14/1974 (2nd)

**Fewest Field Goals**

Game: 36, Arizona (18) vs. San Diego State (18), 12/23/1982  
 Half: 13, Arizona (9) vs. Arizona State (4), 2/13/1991 (1st)

**Most Field Goal Attempts**

Game: 185, Arizona (95) vs. Portland State (90), 1/30/1976  
 Half: 110, Arizona (46) vs. Utah (64), 2/23/1973

**Fewest Field Goal Attempts**

Game: 81, Arizona (36) vs. USC (45), 2/27/1984  
 Half: 36, Arizona (12) vs. Arkansas-Little Rock (24), 12/16/1987 (1st)

**Highest Field Goal Percentage**

Game: .663, Arizona (32-of-51) vs. Oregon (27-of-38), 1/31/1983, (57-of-89)  
 Half: .733, Arizona (20-of-31) vs. Oregon (13-of-15), 1/31/1983 (33-of-45)


**Most Free Throws**

Game: 57, Arizona (29) vs. Arizona State (28), 2/27/1973  
 Half: 37, Arizona (15) vs. Oregon State (22), 2/8/1979 (2nd)

**Most Free Throw Attempts**

Game: 82, Arizona (45) vs. Arizona State (37), 2/17/1973  
 Half: 56, Arizona (40) vs. Washington (16), 1/29/2009 (2nd)

**Free Throw Percentage**

Highest:  
 .928, Wisconsin-Green Bay (7-of-7) vs. Michigan State (6-of-7), 3/15/1991 (13-of-14)   
 Lowest:  
 .454, Arizona (7-of-18) vs. Stanford (8-of-15), 2/1/1982 (15-of-33)

**Most Rebounds**

Game: 118, Arizona (65) vs. Detroit (53), 1/10/1976  
 Half: 76, Arizona (42) vs. Utah (34), 2/23/1973

**Fewest Rebounds**

Game: 41, Arizona (21) vs. Oregon (20), 1/31/1983  
 Half: 19, Arizona (11) vs. Arkansas-Little Rock (8), 12/16/1987 (1st)

**Most Personal Fouls**

Game: 65, Arizona (30) vs. Arizona State (35), 2/17/1973  
 Half: 42, Arizona (21) vs. Arizona State (21), 2/17/1973 (2nd)

**Fewest Personal Fouls**

Game: 20, Wisconsin-Green Bay (10) vs. Michigan State (10), 3/15/1991  
 Half: 7, Arizona (3) vs. Colorado State (4), 1/27/1978 (1st);  
 7, Arizona (2) vs. Tennessee (5), 12/23/1983 (1st)

**Longest Game**

3 Overtimes: Arizona (101) vs. Utah (95), 2/23/1973;  
 UCLA (111) vs. Dayton (100), 3/14/1974

*Pac-12 Conference Records (1978-79 to present)***Points Scored**

Game: 45, Damon Stoudamire, at Stanford, 1/14/1995  
 Half: 33, Damon Stoudamire, at Washington State, 3/2/1995(2nd+2ot)  
 27, Damon Stoudamire, at Arizona St., 3/12/1994 (2nd)  
 Season: 417, Khalid Reeves, 1993-94  
 Career: 1,331, Sean Elliott, 1986-89

**Points Per Game**

Season: 23.2, Khalid Reeves, 1993-94  
 Career (Min. 2 years): 20.2, Joe Nehls, 1978-80

**Field Goals**

Game: 17, Larry Demic, vs. Washington, 3/1/1979 (27 att.)  
 Season: 160, Ron Davis, 1980-81 (315 att.)  
 Career: 463, Sean Elliott, 1986-89 (932 att.)

**Field Goal Attempts**

Game: 31, Jason Terry at Washington, 2/4/1999 (12 made)  
 Season: 315, Ron Davis, 1980-81 (160 made)  
 Career: 932, Sean Elliott, 1986-89 (463 made)

**Field Goal Percentage**

Game (Min. 10 att.):  
 .933, Brian Williams at UCLA, 2/10/1991(14-of-15)  
 Half (Min. 10 att.):  
 1.000, Larry Demic vs. Oregon State, 2/8/1979 (10-of-10)  
 Season: .694, Brian Williams, 1990-91 (102-of-147)  
 Career: .622, Pete Williams, 1983-85 (179-of-288)

**3-Point Field Goals**

Game: 9, Salim Stoudamire, vs. Oregon State, 2/20/2005 (14 att.)  
 Season: 66, Damon Stoudamire, 1994-95 (148 att.)  
 Career: 196, Salim Stoudamire, 2001-05 (407 att.)

**3-Point Field Goal Attempts**

Game: 15, Damon Stoudamire, vs. California, 2/12/1995 (4 made)  
 Season: 148, Damon Stoudamire, 1994-95 (66 made)  
 Career: 446, Jason Gardner, 1999-2003 (162 made)

**3-Point Field Goal Percentage**

Game (Min. 5 atts.):  
 1.000, Gilbert Arenas, at Washington State, 1/11/2001 (6-of-6);  
 1.000 Steve Kerr, at Oregon State 1/14/1988 (5-of-5)  
 1.000, Matt Muehlebach, vs. UCLA, 1/12/1991 (5-of-5);  
 1.000, Gilbert Arenas, at USC, 2/17/2001 (5-of-5);  
 Half (Min. 5 Att.):  
 1.000, Salim Stoudamire, at Oregon, 2/19/2004 (5-of-5/1st)  
 Season: .652, Steve Kerr, 1987-88 (60-of-92)  
 Career: .652, Steve Kerr, 1988 (60-of-92)

**Free Throws**

Game: 17, Miles Simon, at Washington St. (Spokane), 1/8/1998 (18 att.)  
 Half: 14, Miles Simon at Washington St. (Spokane), 1/8/1998 (14 att.)  
 Season: 112, Khalid Reeves, 1993-94 (143 att.)  
 Career: 333, Sean Elliott, 1986-89 (421 att.)

**Free Throw Attempts**

Game: 22, Derrick Williams, vs. California, 1/6/2011 (16 made);  
 Season: 159, Derrick Williams, 2011-12 (111 made)  
 Career: 421, Sean Elliott, 1986-89 (333 made)

**Free Throw Percentage**

Game (min. 10 att):  
 1.000, Jerryd Bayless, vs. Stanford, 2/16/2008 (16-of-16);  
 1.000, Nic Wise, vs. Washington, 1/29/2009 (14-of-14);  
 1.000, Dylan Rigdon, at USC, 1/22/1994 (12-of-12);  
 1.000, Jason Terry, vs. Washington, 1/9/1999 (12-of-12);  
 1.000, Kyle Fogg, at Oregon, 1/16/2010 (12-of-12);  
 1.000, Derrick Williams, vs. Wash. State, 2/17/2011 (12-of-12);  
 1.000, Damon Stoudamire, vs. Oregon, 2/25/1995 (11-of-11);  
 1.000, Ivan Radenovic, at Stanford, 3/2/2007 (11-of-11);  
 1.000, Justin Wessel, vs. UCLA, 2/19/2000 (10-of-10);  
 1.000, Michael Wright, at Oregon, 3/4/2000 (10-of-10);  
 1.000, Jerryd Bayless, at Oregon State, 3/6/2008 (10-of-10);  
 Season: .964, Dylan Rigdon, 1993-94 (53-of-55)  
 Career: .967, Dylan Rigdon, 1992-94 (58-of-60)

**Rebounds**

Game: 19, A.J. Bramlett, vs. Stanford, 2/28/1998  
 19, Derrick Williams, at Washington State, 1/22/2011  
 Season: 200, Ben Davis, 1995-96  
 Season Per Game: 11.1, Ben Davis, 1995-96 (200 in 18 games)  
 Career: 471, Anthony Cook, 1986-89

**Personal Fouls**

Season: 71, Greg Cook, 1981-82 (18 games)  
 Season Per Game: 3.9, Greg Cook, 1981-82 (71 in 18 games)  
 Season Disqualifications: 7, Greg Cook, 1981-82 (18 games)  
 Career: 185, Frank Smith, 1979-83 (72 games)

**Assists**

Game: 17, Russell Brown, at California, 1/6/1979  
 Half: 11, Russell Brown, at California, 1/6/1979 (1st)  
 Season: 164, Russell Brown, 1978-79 (18 games)  
 Season Per Game: 9.1, Russell Brown, 1978-79 (164 in 18 games)  
 Career: 410, Russell Brown, 1978-81 (63 games)

**Steals**

Game: 8, Bennett Davison, vs. Stanford, 2/28/1998  
 Season: 46, Mike Bibby, 1997-98 (18 games)  
 46, Hassan Adams, 2004-05 (18 games)  
 Season Per Game: 2.7, Hassan Adams, 2005-06 (49 in 18 games)  
 Career: 140, Hassan Adams, 2002-06 (72 games)

**Blocked Shots**

Game: 14, Loren Woods, vs. Oregon, 2/3/2000  
 Season: 56, Loren Woods, 1999-2000  
 Career: 161, Anthony Cook, 1986-89

**Minutes Played**

Game: 50, Steve Kerr, at California, 1/12/1986 (2 ot)  
 Season: 711, Steve Kerr, 1985-86 (18 games)  
 Career: 2,565, Jason Gardner, 1999-2003 (72 games)

**Arizona's Ring of Honor**

A total of 20 Wildcats have earned entry into McKale Center's Ring of Honor, the display of names that begins in the southeast corner of the building's rafters. In order to join this elite group, players must meet at least one of the following six criteria: 1.) First-team All-America recognition by one or more of the major national organizations or media; 2.) Major national "player of distinction," i.e. the Wooden Award or other honor of significance; 3.) Pac-12 Player of the Year or Pac-12 Freshman of the Year; 4.) Arizona career leader in three or more major positive career categories at the conclusion of his collegiate career and must hold the career record for a minimum of five years (excluding single-game records); 5.) Ten or more years of experience in the NBA or selection as an All-Star or an All-Pro; 6.) Olympic medalist.

Here are the 20 players listed in order of enshrinement:

Bob Elliott, C, 1973-77  
 Steve Kerr, G, 1983-88  
 Sean Elliott, G/F, 1985-89  
 Jud Buechler, F, 1986-90  
 Sean Rooks, C, 1988-92  
 Chris Mills, F/G, 1990-93  
 Khalid Reeves, G, 1990-94  
 Damon Stoudamire, G, 1991-95  
 Miles Simon, G, 1994-98  
 Jason Terry, G, 1995-99  
 Mike Bibby, G, 1996-98  
 Michael Wright, F, 1998-2001  
 Richard Jefferson, F, 1998-2001  
 Jason Gardner, G, 1999-2003  
 Luke Walton, F, 1999-2003  
 Salim Stoudamire, G, 2001-05  
 Gilbert Arenas, G, 1999-2001  
 Chase Budinger, F, 2006-09  
 Derrick Williams, F, 2009-11  
 Andre Iguodala, F, 2002-04

Points Scored

	Pts.	Player	Years
1.	2,555	Sean Elliott	1985-89
2.	2,125	Bob Elliott	1973-77
3.	1,984	Jason Gardner	1999-2003
4.	1,960	Salim Stoudamire	2001-05
5.	1,925	Khalid Reeves	1990-94
6.	1,849	Damon Stoudamire	1991-95
7.	1,818	Hassan Adams	2002-06
8.	1,791	Michael Dickerson	1994-98
9.	1,789	Channing Frye	2001-05
10.	1,765	Al Fleming	1972-76

Scoring Average

	Avg.	Player	Years
1.	23.9	Coniel Norman	1973-74
2.	19.9	Joe Skaisgir	1960-62
3.	19.2	Sean Elliott	1986-89
4.	18.7	Bill Warner	1969-71
	18.7	Bob Elliott	1974-77
6.	18.6	Eric Money	1972-74
7.	17.8	Ernie McCray	1957-60
	17.8	Derrick Williams	2009-11
9.	17.2	Chris Mills	1991-93
10.	17.0	Chase Budinger	2006-09

Field Goals

	FG	Player	Years
1.	892	Sean Elliott	1986-89
2.	808	Bob Elliott	1974-77
3.	750	Hassan Adams	2002-06
4.	707	Channing Frye	2001-05
5.	688	Al Fleming	1973-76
6.	668	Michael Dickerson	1994-98
7.	646	Khalid Reeves	1991-94
8.	629	Anthony Cook	1986-89
9.	615	Chris Mills	1991-93
	615	Salim Stoudamire	2001-05

Field Goal Attempts

	FGA	Player	Years
1.	1750	Sean Elliott	1986-89
2.	1512	Bob Elliott	1974-77
3.	1503	Hassan Adams	2002-06
4.	1460	Michael Dickerson	1994-98
5.	1447	Jason Gardner	1999-2003
6.	1349	Khalid Reeves	1991-94
7.	1343	Damon Stoudamire	1992-95
8.	1306	Salim Stoudamire	2001-02
9.	1276	Chase Budinger	2006-09
10.	1263	Bill Warner	1968-71

Field Goal Percentage (Min. 4 made per game)

	Pct.	Player (FG-FGA)	Years
1.	.613	Joseph Blair (470-767)	1992-96
2.	.605	Pete Williams (296-489)	1984-85
3.	.591	Brian Williams (325-550)	1990-91
4.	.586	Derrick Williams (388-662)	2009-11
5.	.583	Al Fleming (688-1181)	1973-76
6.	.578	Jordan Hill (494-855)	2006-09
7.	.575	Anthony Cook (629-1094)	1986-89
	.575	Michael Wright (527-917)	1998-2001
9.	.562	Channing Frye (707-1257)	2001-05
10.	.558	Sean Rooks (550-986)	1988-92

3-Point Field Goals

	FG	Player	Years
1.	342	Salim Stoudamire	2001-2005
2.	318	Jason Gardner	1999-2003
3.	272	Damon Stoudamire	1992-95
4.	193	Jason Terry	1996-99
	193	Kyle Fogg	2008-12
6.	191	Matt Othick	1989-92
7.	190	Chase Budinger	2006-09
8.	186	Khalid Reeves	1991-94
9.	176	Miles Simon	1994-98
10.	163	Matt Muehlebach	1988-91

3-Point Field Goal Attempts

	FGA	Player	Years
1.	875	Jason Gardner	1999-2003
2.	747	Salim Stoudamire	2001-05
3.	677	Damon Stoudamire	1992-95
4.	514	Jason Terry	1996-99
5.	496	Chase Budinger	2006-09
6.	489	Khalid Reeves	1991-94
7.	485	Matt Othick	1989-92
8.	478	Kyle Fogg	2008-12
9.	470	Miles Simon	1994-98
10.	417	Michael Dickerson	1994-98

3-Point Field Goal Percentage (Min. 100 att.)

	Pct.	Player (3FG-FGA)	Years
1.	.573	Steve Kerr (114-199)	1984-88
2.	.458	Salim Stoudamire (342-747)	2001-05
3.	.428	Sean Elliott (140-327)	1986-89
4.	.424	Harvey Mason (50-118)	1987-90
5.	.419	Matt Muehlebach (199-251)	1988-91
6.	.411	Craig McMillan (109-265)	1985-88
	.411	Brendon Lavender (108-263)	2008-12
8.	.404	Kyle Fogg (193-478)	2008-12
9.	.402	Damon Stoudamire (272-677)	1992-95
10.	.395	Nic Wise (160-405)	2006-10

Free Throws

	FT	Player	Years
1.	623	Sean Elliott	1986-89
2.	516	Jason Gardner	1999-2003
3.	515	Bob Elliott	1974-77
4.	447	Khalid Reeves	1991-94
5.	436	Michael Wright	1998-2001
6.	405	Derrick Williams	2009-11
7.	402	Miles Simon	1994-98
8.	392	Sean Rooks	1988-92
9.	389	Al Fleming	1973-76
10.	388	Salim Stoudamire	2001-05

Free Throw Attempts

	FTA	Player	Years
1.	786	Sean Elliott	1986-89
2.	767	Bob Elliott	1974-77
3.	663	Jason Gardner	1999-2003
4.	590	Sean Rooks	1988-92
5.	586	Khalid Reeves	1991-94
6.	582	Michael Wright	1998-2001
7.	563	Derrick Williams	2009-11
8.	537	Ernie McCray	1957-60
9.	524	Miles Simon	1994-98
10.	522	Al Fleming	1973-76



## Free Throw Percentage

Pct.	Player (FT-FTA)	Years
1. .872	Dylan Rigdon (95-109)	1993-94
2. .870	Salim Stoudamire (388-446)	2001-05
3. .855	Joe Nehls (271-317)	1976-80
4. .839	Jerryd Bayless (187-223)	2007-08
4. .839	Nic Wise (329-392)	2006-10
6. .837	Bob Spahn (123-147)	1963-66
7. .824	Mickey Foster (244-296)	1967-70
8. .815	Steve Kerr (225-276)	1984-88
9. .814	Warren Rustand (240-295)	1962-65
10. .804	Damon Stoudamire (349-434)	1992-95

## Rebounds

Reb.	Player	Years
1. 1,190	Al Fleming	1973-76
2. 1,083	Bob Elliott	1974-77
3. 975	Channing Frye	2001-05
4. 861	Anthony Cook	1986-89
5. 837	Bill Reeves	1954-57
6. 832	Michael Wright	1998-2001
7. 824	Ernie McCray	1957-60
8. 817	A.J. Bramlett	1996-99
9. 808	Sean Elliott	1986-89
10. 763	Jordan Hill	2006-09

## Rebound Average (Min. 250 rebounds)

Avg.	Player	Years
1. 11.2	Joe Skaisgir	1960-62
2. 10.8	Ernie McCray	1957-60
3. 10.7	Bill Reeves	1954-57
4. 10.4	Al Fleming	1973-76
5. 9.9	Albert Johnson	1962-65
6. 9.5	Eddie Myers	1968-71
6. 9.5	Bob Elliott	1973-77
8. 9.2	Pete Williams	1983-85
9. 9.1	Bill Davis	1966-68
10. 8.4	Michael Wright	1998-2001

## Assists

No.	Player	Years
1. 810	Russell Brown	1978-81
2. 670	Mustafa Shakur	2003-07
3. 663	Damon Stoudamire	1992-95
4. 622	Jason Gardner	1999-2003
5. 582	Luke Walton	1999-2003
6. 560	Reggie Geary	1992-96
7. 552	Matt Othick	1989-92
8. 493	Jason Terry	1996-99
9. 458	Matt Muehlebach	1988-91
10. 455	Miles Simon	1994-98

## Steals

No.	Player	Years
1. 245	Jason Terry	1995-99
2. 238	Hassan Adams	2002-06
3. 225	Jason Gardner	1999-2003
4. 208	Reggie Geary	1992-96
5. 200	Ken Lofton	1985-89
6. 187	Khalid Reeves	1990-94
7. 177	Russell Brown	1977-81
8. 174	Damon Stoudamire	1991-95
9. 167	Nic Wise	2006-10
10. 164	Mike Bibby	1996-98

## Blocked Shots

No.	Player	Years
1. 278	Anthony Cook	1985-89
2. 258	Channing Frye	2001-05
3. 186	Loren Woods	1999-2001
4. 167	Ed Stokes	1989-93
5. 142	Sean Rooks	1988-92
6. 140	Jordan Hill	2006-09
7. 104	A.J. Bramlett	1995-99
8. 101	Joseph Blair	1992-96
9. 85	Hassan Adams	2002-06
10. 84	Frank Smith	1979-83

## Games Played

GP	Player	Years
1. 139	Kyle Fogg	2008-12
2. 136	Jason Gardner	1999-2003
3. 133	Sean Elliott	1985-89
3. 133	Anthony Cook	1985-89
3. 133	Channing Frye	2001-05
6. 131	Jud Buechler	1986-90
3. 131	Mustafa Shakur	2003-07
8. 130	Michael Dickerson	1994-98
3. 130	Eugene Edgeron	1996-2001
3. 130	Craig McMillan	1984-88
3. 130	Hassan Adams	2002-06

## Games Started

GS	Player	Years
1. 135	Jason Gardner	1999-2003
2. 133	Sean Elliott	1985-89
3. 129	Mustafa Shakur	2003-07
4. 123	Anthony Cook	1985-89
5. 119	Channing Frye	2001-05
5. 119	Kyle Fogg	2008-12
7. 117	Salim Stoudamire	2001-05
8. 109	Craig McMillan	1984-88
9. 103	Frank Smith	1979-83
10. 101	Reggie Geary	1992-96
10. 101	Steve Kerr	1983-88

## Minutes Played

Min.	Player	Years
1. 4,825	Jason Gardner	1999-2003
2. 4,499	Sean Elliott	1985-89
3. 4,136	Steve Kerr	1983-88
4. 4,070	Mustafa Shakur	2003-07
5. 4,037	Anthony Cook	1985-89
6. 3,848	Salim Stoudamire	2001-05
7. 3,829	Kyle Fogg	2008-12
8. 3,686	Channing Frye	2001-05
9. 3,666	Damon Stoudamire	1991-95
10. 3,609	Hassan Adams	2002-06

## Average Minutes Per Game (Min. 50 games played)

Avg.	Player	Min.	GP	Years
1. 35.5	Jason Gardner	4,825	136	1999-2003
2. 35.4	Chase Budinger	3,541	100	2006-09
3. 33.8	Sean Elliott	4,499	133	1985-89
4. 33.2	Russell Brown	3,552	107	1977-81
5. 32.4	Frank Smith	3,537	109	1979-83
3. 32.4	Mike Bibby	2,234	69	1996-98
7. 32.1	Steve Kerr	4,136	129	1983-88
8. 31.1	Mustafa Shakur	4,070	131	2003-07
9. 30.9	Loren Woods	1,699	55	1999-2001
10. 30.6	Chris Mills	2,879	94	1990-93
30.6	Miles Simon	3,490	114	1994-98

*Points Scored*

	<b>Pts.</b>	<b>Player</b>	<b>Years</b>
1.	848	Khalid Reeves	1993-94
2.	743	Sean Elliott	1987-88
3.	741	Derrick Williams	2010-11
4.	735	Sean Elliott	1988-89
5.	692	Jason Gardner	2001-02
6.	684	Damon Stoudamire	1994-95
7.	677	Bob Elliott	1974-75
8.	662	Salim Stoudamire	2004-05
9.	642	Michael Dickerson	1996-97
10.	639	Damon Stoudamire	1993-94

*Scoring Average*

	<b>Avg.</b>	<b>Player</b>	<b>Years</b>
1.	24.2	Khalid Reeves	1993-94
2.	24.0	Coniel Norman	1972-73
3.	23.9	Ernie McCray	1959-60
4.	23.8	Coniel Norman	1973-74
5.	23.3	Bob Elliott	1974-75
6.	22.8	Damon Stoudamire	1994-95
7.	22.2	Sean Elliott	1988-89
8.	21.9	Jason Terry	1998-99
9.	20.9	Bob Warner	1970-71
10.	20.4	Chris Mills	1991-93
	20.4	Jason Gardner	2001-02

*Field Goals*

	<b>FG</b>	<b>Player</b>	<b>Years</b>
1.	276	Khalid Reeves	1993-94
2.	273	Bob Elliott	1974-75
3.	264	Coniel Norman	1973-74
4.	263	Sean Elliott	1987-88
5.	252	Jordan Hill	2008-09
6.	242	Coniel Norman	1972-73
7.	241	Michael Dickerson	1997-98
8.	237	Sean Elliott	1988-89
	237	Anthony Cook	1988-89
10.	235	Herman Harris	1976-77

*Field Goal Attempts*

	<b>FGA</b>	<b>Player</b>	<b>Years</b>
1.	572	Khalid Reeves	1993-94
2.	565	Michael Dickerson	1996-97
3.	528	Leon Blevins	1949-50
4.	525	Coniel Norman	1973-74
5.	520	Joe Skaisgir	1961-62
6.	510	Herman Harris	1976-77
7.	507	Bob Elliott	1974-75
8.	494	Sean Elliott	1988-89
9.	490	Hassan Adams	2005-06
10.	484	Damon Stoudamire	1993-94

*Field Goal Percentage (Min. 4 made per game)*

	<b>Pct.</b>	<b>Player (FG-FGA)</b>	<b>Years</b>
1.	.667	Al Fleming (136-204)	1973-74
2.	.629	Anthony Cook (237-377)	1988-89
3.	.620	Jordan Hill (184-297)	2007-08
4.	.619	Brian Williams (195-315)	1990-91
5.	.618	Anthony Cook (201-325)	1987-88
6.	.607	Pete Williams (145-239)	1984-85
	.607	Jud Buechler (139-229)	1988-89
	.607	Joseph Blair (153-252)	1993-94
9.	.604	Pete Williams (151-250)	1983-84
10.	.599	Ed Stokes (94-157)	1989-90

*3-Point Field Goals*

	<b>FG</b>	<b>Player</b>	<b>Years</b>
1.	120	Salim Stoudamire	2004-05
2.	114	Steve Kerr	1987-88
3.	112	Damon Stoudamire	1994-95
4.	106	Jason Gardner	2001-02
5.	93	Damon Stoudamire	1993-94
6.	85	Khalid Reeves	1993-94
7.	78	Salim Stoudamire	2003-04
8.	77	Mike Bibby	1997-98
9.	76	Jason Terry	1998-99
	76	Jason Gardner	2000-01

*3-Point Field Goal Attempts*

	<b>FGA</b>	<b>Player</b>	<b>Years</b>
1.	276	Jason Gardner	2001-02
2.	265	Damon Stoudamire	1993-94
3.	241	Damon Stoudamire	1994-95
4.	238	Salim Stoudamire	2004-05
5.	224	Khalid Reeves	1993-94
6.	207	Jason Gardner	2000-01
7.	199	Steve Kerr	1987-88
	199	Mike Bibby	1997-98
	199	Jason Gardner	2002-03
10.	193	Jason Gardner	1999-00

*3-Point Field Goal Percentage (Min. 40 att.)*

	<b>Pct.</b>	<b>Player (3FG-FGA)</b>	<b>Years</b>
1.	.573	Steve Kerr (114-199)	1987-88
2.	.568	Derrick Williams (42-74)	2010-11
3.	.504	Salim Stoudamire (120-238)	2004-05
4.	.487	Brendon Lavender (55-113)	2011-12
5.	.483	Chris Mills (56-116)	1992-93
6.	.481	Nic Wise (47-77)	2007-08
7.	.475	Harvey Mason (19-40)	1987-88
8.	.471	Sean Elliott (41-87)	1987-88
9.	.465	Damon Stoudamire (112-241)	1994-95
10.	.463	Khalid Reeves (31-67)	1990-91

*Free Throws*

	<b>FT</b>	<b>Player</b>	<b>Years</b>
1.	247	Derrick Williams	2010-11
2.	211	Khalid Reeves	1993-94
3.	195	Sean Elliott	1988-89
4.	192	Jason Gardner	2001-02
5.	187	Jerryd Bayless	2007-08
6.	177	Ernie McCray	1959-60
7.	176	Sean Elliott	1987-88
8.	158	Derrick Williams	2009-10
9.	157	Michael Wright	2000-01
10.	152	Eddie Smith	1984-85

*Free Throw Attempts*

	<b>FTA</b>	<b>Player</b>	<b>Years</b>
1.	331	Derrick Williams	2010-11
2.	264	Khalid Reeves	1993-94
3.	257	Ernie McCray	1959-60
4.	240	Jason Gardner	2001-02
5.	232	Sean Elliott	1988-89
	232	Derrick Williams	2009-10
7.	225	Bob Elliott	1975-76
8.	223	Jerryd Bayless	2007-08
9.	222	Sean Elliott	1987-88
10.	215	Sean Rooks	1991-92



## Free Throw Percentage (Min. 2.0 made per game)

Pct.	Player (FT-FTA)	Years
1. .910	Salim Stoudamire (122-134)	2004-05
2. .904	Salim Stoudamire (103-114)	2001-02
3. .899	Steve Kerr (71-79)	1985-86
4. .891	Dylan Rigdon (82-92)	1993-94
5. .885	Joe Nehls (108-122)	1979-80
6. .878	Nic Wise (137-156)	2009-10
7. .872	Ivan Radenovic (150-172)	2006-07
8. .864	Salim Stoudamire (70-81)	2002-03
9. .859	Bob Spanh (73-85)	1965-66
10. .855	Mickey Foster (100-117)	1969-70

## Rebounds

Reb.	Player	Years
1. 375	Jordan Hill	2008-09
2. 373	Leo Johnson	1950-51
3. 343	Bill Reeves	1955-56
343	Al Fleming	1974-75
5. 341	Bob Elliott	1975-76
6. 329	Al Fleming	1975-76
7. 314	Joe Skaisgir	1961-62
314	Derrick Williams	2010-11
9. 313	Ben Davis	1995-96
10. 297	Michael Wright	1999-2000

## Rebound Average (Min. 250 rebounds)

Avg.	Player	Years
1. 13.2	Bill Reeves	1955-56
2. 12.5	Leo Johnson	1950-51
3. 12.2	Ernie McCray	1959-60
4. 12.1	Joe Skaisgir	1961-62
5. 11.8	Al Fleming	1974-75
6. 11.0	Albert Johnson	1963-64
11.0	Jordan Hill	2008-09
8. 10.8	Phil Taylor	1976-77
9. 10.7	Bill Reeves	1956-57
10.7	Ernie McCray	1957-58
10.7	Bob Elliott	1973-74

## Assists

No.	Player	Years
1. 247	Russell Brown	1978-79
2. 231	Reggie Geary	1995-96
3. 220	Damon Stoudamire	1994-95
4. 215	Mustafa Shakur	2006-07
5. 208	Damon Stoudamire	1993-94
6. 200	Russell Brown	1979-80
7. 199	Mike Bibby	1997-98
8. 197	Russell Brown	1977-78
9. 194	Luke Walton	2001-02
10. 182	Matt Othick	1990-91

## Steals

No.	Player	Years
1. 87	Mike Bibby	1997-98
2. 85	Jason Terry	1996-97
3. 82	Hassan Adams	2005-06
4. 80	Jason Terry	1998-99
5. 76	Mike Bibby	1996-97
6. 71	Gilbert Arenas	1999-2000
7. 69	Hassan Adams	2004-05
8. 67	Ken Lofton	1988-89
67	Reggie Geary	1995-96
10. 65	Gilbert Arenas	2000-01

## Blocked Shots

No.	Player	Years
1. 102	Loren Woods	1999-2000
2. 85	Channing Frye	2004-05
3. 84	Anthony Cook	1988-89
84	Loren Woods	2000-01
5. 75	Anthony Cook	1987-88
6. 69	Anthony Cook	1986-87
7. 63	Channing Frye	2003-04
8. 60	Channing Frye	2002-03
9. 58	Jordan Hill	2008-09
10. 56	Jordan Hill	2007-08

## Games Played

GP	Player	Years
1. 38	Sean Elliott	1987-88
38	Tom Tolbert	1987-88
38	Anthony Cook	1987-88
38	Steve Kerr	1987-88
38	Craig McMillan	1987-88
38	Ken Lofton	1987-88
38	Joe Turner	1987-88
38	Derrick Williams	2010-11
38	Lamont Jones	2010-11
38	Kyle Fogg	2010-11
38	Solomon Hill	2010-11
38	Kevin Parrom	2010-11
38	Jesse Perry	2010-11
38	Jamelle Horne	2010-11
38	Jordin Mayes	2010-11
38	Brendon Lavender	2010-11
38	Kyryl Natyazhko	2010-11

## Games Started

GS	Player	Years
1. 38	Sean Elliott	1987-88
38	Tom Tolbert	1987-88
38	Steve Kerr	1987-88
38	Craig McMillan	1987-88
38	Derrick Williams	2010-11
38	Lamont Jones	2010-11
38	Solomon Hill	2010-11
8. 37	Anthony Cook	1987-88
37	Channing Frye	2004-05
37	Hassan Adams	2004-05
37	Mustafa Shakur	2004-05

## Minutes Played

Min.	Player	Years
1. 1,317	Chase Budinger	2008-09
2. 1,298	Jason Gardner	2001-02
3. 1,273	Nic Wise	2008-09
4. 1,249	Sean Elliott	1987-88
5. 1,244	Jason Gardner	1999-2000
6. 1,239	Steve Kerr	1987-88
7. 1,228	Steve Kerr	1985-86
8. 1,213	Jordan Hill	2008-09
9. 1,200	Chase Budinger	2007-08
10. 1,193	Jawann McClellan	2007-08

## Average Minutes Per Game

Avg.	Player	Min.	GP	Years
1. 38.4	Steve Kerr	1,228	32	1985-86
2. 38.2	Jason Terry	1,107	29	1998-99
38.2	Jason Gardner	1,298	34	2001-02
4. 37.6	Chase Budinger	1,317	35	2008-09
5. 37.4	Russell Brown	1,011	27	1978-79
6. 37.3	Joe Nehls	1,007	27	1978-79
7. 37.0	Frank Smith	1,000	27	1981-82
8. 36.7	Luke Walton	1,138	31	2001-02
9. 36.6	Jason Gardner	1,244	34	1999-2000
10. 36.4	Eddie Smith	1,018	28	1983-84
36.4	Damon Stoudamire	1,092	30	1994-95
36.4	Nic Wise	1,273	35	2008-09



Career Scoring Leaders

	Name	Years	G	FG-FGA	3FG-A	FT-FTA	Pts.	Avg.
1.	Sean Elliott	1986-89	133	896-1750	140-327	623-786	2555	19.2
2.	Bob Elliott	1974-77	114	808-1512	-	515-767	2131	18.7
3.	Jason Gardner	1999-2003	136	575-1446	318-875	516-663	1984	14.6
4.	Salim Stoudamire	2001-05	129	615-1306	342-747	388-446	1960	15.2
5.	Khalid Reeves	1991-94	128	646-1349	186-489	447-586	1925	15.0
6.	Damon Stoudamire	1992-95	123	614-1343	272-677	349-434	1849	15.0
7.	Hassan Adams	2002-06	130	750-1503	75-241	243-345	1818	14.0
8.	Michael Dickerson	1994-98	130	668-1460	153-436	302-415	1791	13.8
9.	Channing Frye	2001-05	133	707-1257	6-23	369-486	1789	13.5
10.	Al Fleming	1973-76	114	688-1181	-	389-522	1765	15.5
11.	Chase Budinger	2006-09	100	599-1276	190-496	309-395	1697	17.0
12.	Miles Simon	1994-98	114	543-1172	176-470	402-524	1664	14.6
13.	Chris Mills	1991-93	94	615-1194	126-327	263-335	1619	17.2
14.	Anthony Cook	1986-89	133	629-1094	0-2	332-515	1590	12.0
15.	Sean Rooks	1988-92	129	550-986	5-9	392-590	1497	11.6
16.	Michael Wright	1998-2001	99	527-917	1-6	436-582	1491	15.1
17.	Bill Warner	1969-71	78	582-1263	-	298-428	1462	18.7
18.	Jason Terry	1996-99	129	489-1105	193-514	290-370	1461	11.3
19.	Steve Kerr	1984-88	129	553-1004	114-199	225-276	1445	10.4
20.	Joe Nehls	1976-80	84	569-1200	-	271-317	1409	16.8
21.	Ernie McCray	1958-60	76	510-1175	-	329-537	1349	17.8
22.	Kyle Fogg	2008-12	139	404-983	193-478	340-441	1341	9.6
23.	Frank Smith	1980-83	109	530-992	-	269-448	1329	12.2
24.	Mustafa Shakur	2003-07	131	447-990	100-282	324-412	1318	10.1
25.	Ivan Radenovic	2003-07	122	450-966	58-183	342-426	1300	10.7
26.	Nic Wise	2006-10	115	398-951	160-405	329-392	1285	11.2
27.	Link Richmond	1943-49	118	525-1250	-	196-(n/a)	1246	10.6
28.	Derrick Williams	2009-11	69	388-662	46-90	405-563	1227	17.8
29.	Ed Nymeyer	1956-58	78	437-953	-	351-495	1225	15.7
30.	Jordan Hill	2006-09	97	494-855	0-0	220-346	1208	12.5
31.	Coniel Norman	1973-74	50	506-1001	-	182-235	1194	23.9
32.	Luke Walton	1999-2003	129	420-985	65-229	274-400	1179	9.1
33.	Ray Owes	1992-95	120	459-912	32-90	228-369	1178	9.8
34.	Craig McMillan	1985-88	130	414-876	109-265	211-268	1174	8.4
35.	Herman Harris	1974-77	93	521-1129	-	116-176	1158	12.5
36.	Jud Buechler	1987-90	131	439-802	40-105	226-304	1144	8.7
37.	Phil Taylor	1975-78	106	482-926	-	163-274	1127	11.1
38.	Gilbert Arenas	1999-2001	70	395-847	107-296	208-282	1105	15.8
39.	A.J. Bramlett	1996-99	127	435-828	0-1	228-416	1098	8.6
40.	Joseph Blair	1992-96	104	470-767	0-1	146-316	1086	10.4
41.	Mike Bibby	1996-98	69	360-789	144-369	197-270	1061	15.4
42.	Matt Othick	1989-92	129	298-700	191-485	268-350	1055	8.2
43.	Roger Johnson	1950-53	85	401-1021	-	244-390	1046	12.3
44.	Joe Skaisgir	1961-62	52	407-977	-	220-325	1034	19.8
	Albert Johnson	1962-65	78	391-935	-	252-416	1034	8.7
46.	Matt Muehlebach	1987-91	128	322-679	163-389	199-251	1006	7.9

500 Points In One Season

Season	Name	Pos.	G	FG-FGA	3FG-A	FT-FTA	Pts.	Avg.
1975-76	Bob Elliott	C	33	225-406	-	145-225	595	18.0
2007-08	Jerryd Bayless	G	30	173-378	59-145	187-223	592	19.7
2004-05	Channing Frye	C	37	227-410	3-17	127-153	584	15.8
2007-08	Chase Budinger	F	34	204-457	73-192	102-142	583	17.1
2000-01	Gilbert Arenas	G	36	208-434	69-166	97-134	582	16.2
1988-89	Anthony Cook	C	33	237-377	0-1	104-166	578	17.5
1986-87	Sean Elliott	F	30	209-410	33-89	127-165	578	19.3
1972-73	Coniel Norman	F	24	242-476	-	92-111	576	24.0
1974-75	Al Fleming	F	29	215-381	-	144-194	574	19.8
1959-60	Ernie McCray	C	24	198-431	-	177-257	573	23.9
1992-93	Chris Mills	F	28	211-406	56-116	92-110	570	20.4
2000-01	Michael Wright	F	36	202-340	0-3	157-197	561	15.6
2008-09	Nic Wise	G	35	117-392	66-159	128-151	548	15.7
1990-91	Chris Mills	F	35	206-397	42-122	91-122	545	15.6
1976-77	Herman Harris	F	27	235-510	-	73-96	543	20.0
1970-71	Bill Warner	F	26	209-459	-	125-187	543	20.9
2005-06	Hassan Adams	G	31	234-490	17-65	58-95	543	17.5
1987-88	Tom Tolbert	C	38	192-351	1-2	151-186	536	14.1
1980-81	Ron Davis	F	27	228-457	-	73-107	529	19.6
1969-70	Bill Warner	F	26	216-445	-	97-130	529	20.3
1961-62	Joe Skaisgir	F	26	208-520	-	113-156	529	20.3
1987-88	Anthony Cook	F	38	201-325	0-1	126-176	528	13.9
1975-76	Al Fleming	F	33	207-354	-	113-152	527	16.0
1999-2000	Michael Wright	F	34	190-334	1-1	145-203	526	15.5
1999-2000	Gilbert Arenas	G	34	187-413	38-130	111-148	523	15.4
1979-80	Joe Nehls	G	27	207-425	-	108-122	522	19.3
1978-79	Larry Demic	C	27	213-373	-	96-151	522	19.3
1978-79	Joe Nehls	G	27	203-458	-	109-133	515	19.1
2003-04	Hassan Adams	F	30	200-369	38-99	77-105	515	17.2
1960-61	Joe Skaisgir	F	26	199-457	-	107-169	505	19.4
1991-92	Sean Rooks	C	31	181-323	3-5	140-215	505	16.3
1991-92	Chris Mills	F	31	198-391	28-89	80-103	504	16.3
1984-85	Eddie Smith	F	31	174-322	-	152-207	500	16.1

400 Points In One Season

Season	Name	Pos.	G	FG-FGA	3FG-A	FT-FTA	Pts.	Avg.
1985-86	Sean Elliott	F	32	187-385	-	127-167	499	15.6
2006-07	Marcus Williams	F	30	196-397	23-80	82-118	497	16.6
1972-73	Eric Money	G	26	197-415	-	98-122	492	18.9
1990-91	Brian Williams	F	35	195-315	0-0	99-147	489	14.0
2001-02	Luke Walton	F	31	174-370	17-60	122-179	487	15.7
2009-10	Derrick Williams	F	31	162-282	4-16	158-232	486	15.7
2006-07	Chase Budinger	F	31	176-363	50-136	82-97	484	15.6
2003-04	Channing Frye	C	30	193-352	3-5	89-113	478	15.9
1989-90	Jud Buechler	F	32	182-338	25-66	88-115	477	14.9
1987-88	Steve Kerr	G	38	151-270	114-199	61-74	477	12.6
2003-04	Salim Stoudamire	G	30	151-334	78-188	93-117	473	16.3
2002-03	Jason Gardner	G	32	146-372	66-199	114-147	472	14.8
2011-12	Kyle Fogg	G	35	140-333	72-162	120-152	472	13.5
2006-07	Ivan Radenovic	F	31	150-296	19-51	150-172	469	15.1
2004-05	Hassan Adams	G	37	198-403	13-43	60-84	469	12.7
1995-96	Ben Davis	F	33	171-313	0-0	127-184	469	14.2
1994-95	Ray Owes	F	31	173-359	14-29	108-164	468	15.1
1949-50	Leon Blevins	F	31	185-528	-	92-117	462	14.9
1985-86	Steve Kerr	G	32	195-361	-	71-79	461	14.4
1996-97	Mike Bibby	G	34	151-339	67-170	89-127	458	13.5
2011-12	Solomon Hill	F	35	151-302	37-95	113-156	452	12.9
1971-72	Jim Huckestein	G	26	182-395	-	87-113	451	17.3
1993-94	Ray Owes	F	35	178-355	17-53	77-120	450	12.9
2007-08	Jordan Hill	F	34	184-297	0-0	82-120	450	13.2
2009-10	Nic Wise	G	31	130-337	50-139	137-156	447	14.4
1995-96	Miles Simon	G	33	135-303	45-139	120-157	435	13.2
2001-02	Salim Stoudamire	G	34	129-291	73-161	103-114	434	12.8
1977-78	Phil Taylor	C	26	185-366	-	62-108	432	16.6
1976-77	Phil Taylor	C	27	185-349	-	61-97	431	16.0
1976-77	Bob Elliott	F	27	152-276	-	126-177	430	15.9
2005-06	Marcus Williams	F	33	159-351	30-69	82-113	430	13.0
1973-74	Bob Elliott	C	26	158-323	-	113-157	429	16.5
1965-66	Ted Pickett	G	26	154-312	-	121-163	429	16.5
1946-47	Linc Richmond	F	24	180	-	68-107	428	17.9
2011-12	Jesse Perry	F	35	147-303	11-40	123-175	428	12.2
1999-2000	Jason Gardner	G	34	118-312	70-193	45-63	427	12.6
1996-97	Miles Simon	G	23	142-312	45-111	95-126	424	18.4
1967-68	Bill Davis	F	24	161-313	-	99-161	421	17.5
2001-02	Rick Anderson	F	34	150-305	35-83	85-120	420	12.4
1991-92	Khalid Reeves	G	30	148-311	44-119	78-99	418	13.9
1990-91	Sean Rooks	F	35	159-283	2-4	98-149	418	11.9
1986-87	Tom Tolbert	C	30	156-305	8-18	98-139	418	13.9
1958-59	Ernie McCray	C	26	174-414	-	66-129	414	15.9
1998-99	A.J. Bramlett	C	29	160-299	0-0	91-158	411	14.2
1956-57	Ed Nymeyer	F	26	153-298	-	104-172	410	15.7
1957-58	Ed Nymeyer	F	26	146-332	-	116-146	408	15.6
1955-56	Ed Nymeyer	F	26	138-323	-	131-177	407	15.6
1983-84	Pete Williams	C	28	151-250	-	105-163	407	14.5
1999-2000	Loren Woods	C	26	154-286	0-2	97-128	405	15.6
1998-99	Michael Wright	F	29	135-243	0-2	134-182	404	13.9
2002-03	Channing Frye	C	32	165-290	0-1	73-110	403	12.6




800 Points In One Season

Season	Name	Pos.	G	FG-FGA	3FG-A	FT-FTA	Pts.	Avg.
1993-94	Khalid Reeves	G	35	276-572	85-224	211-264	848	24.2

700 Points In One Season

Season	Name	Pos.	G	FG-FGA	3FG-A	FT-
--------	------	------	---	--------	-------	-----

## Top-10 Career Scoring Leaders



### 1. Sean Elliott

Year	G	FG-FGA	Pct.	3FG-FGA	Pct.	FT-FTA	Pct.	Pts.	Avg.
1985-86	32	187-385	.486	—	—	127-167	.760	499	15.6
1986-87	30	209-410	.510	33-89	.371	127-165	.770	578	19.3
1987-88	38	263-461	.570	41-87	.471	176-222	.793	743	19.6
1988-89	33	237-494	.480	66-151	.437	195-232	.841	735	22.3
<b>Totals</b>	<b>133</b>	<b>896-1750</b>	<b>.512</b>	<b>140-327</b>	<b>.428</b>	<b>625-786</b>	<b>.795</b>	<b>2555</b>	<b>19.2</b>



### 2. Bob Elliott

Year	G	FG-FGA	Pct.	3FG-FGA	Pct.	FT-FTA	Pct.	Pts.	Avg.
1973-74	26	158-323	.489	—	—	113-157	.720	429	16.5
1974-75	29	273-507	.538	—	—	131-208	.630	677	23.3
1975-76	33	225-406	.554	—	—	145-225	.644	595	18.0
1976-77	26	152-276	.551	—	—	126-177	.712	430	16.5
<b>Totals</b>	<b>114</b>	<b>808-1512</b>	<b>.534</b>	<b>—</b>	<b>—</b>	<b>515-767</b>	<b>.671</b>	<b>2125</b>	<b>18.6</b>




### 3. Jason Gardner

Year	G	FG-FGA	Pct.	3FG-FGA	Pct.	FT-FTA	Pct.	Pts.	Avg.
1999-2000	34	118-312	.378	70-193	.363	121-166	.729	427	12.6
2000-01	36	114-299	.381	76-207	.367	89-110	.809	393	10.9
2001-02	34	197-463	.425	106-276	.384	192-240	.800	692	20.4
2002-03	32	146-372	.392	66-199	.332	114-147	.776	472	14.8
<b>Totals</b>	<b>136</b>	<b>575-1446</b>	<b>.398</b>	<b>318-875</b>	<b>.363</b>	<b>516-663</b>	<b>.778</b>	<b>1984</b>	<b>14.6</b>



### 4. Salim Stoudamire

Year	G	FG-FGA	Pct.	3FG-FGA	Pct.	FT-FTA	Pct.	Pts.	Avg.
2001-02	34	129-291	.443	73-161	.453	103-114	.904	434	12.8
2002-03	30	125-264	.473	71-160	.444	70-81	.864	391	13.0
2003-04	29	151-334	.452	78-188	.415	93-117	.795	473	16.3
2004-05	36	210-417	.504	120-238	.504	122-134	.910	662	18.4
<b>Totals</b>	<b>129</b>	<b>615-1306</b>	<b>.471</b>	<b>342-747</b>	<b>.458</b>	<b>388-446</b>	<b>.870</b>	<b>1960</b>	<b>15.2</b>



### 5. Khalid Reeves

Year	G	FG-FGA	Pct.	3FG-FGA	Pct.	FT-FTA	Pct.	Pts.	Avg.
1990-91	35	104-229	.454	31-67	.463	78-113	.690	317	9.1
1991-92	30	148-311	.476	44-119	.370	78-99	.788	418	13.9
1992-93	28	118-237	.498	26-79	.329	80-110	.727	342	12.2
1993-94	35	276-572	.483	85-224	.379	211-264	.799	848	24.2
<b>Totals</b>	<b>128</b>	<b>646-1349</b>	<b>.479</b>	<b>186-489</b>	<b>.380</b>	<b>447-586</b>	<b>.763</b>	<b>1925</b>	<b>15.0</b>




### 6. Damon Stoudamire

Year	G	FG-FGA	Pct.	3FG-FGA	Pct.	FT-FTA	Pct.	Pts.	Avg.
1991-92	30	76-167	.455	28-69	.406	37-48	.771	217	7.2
1992-93	28	99-226	.438	39-102	.382	72-91	.791	309	11.0
1993-94	35	217-484	.448	93-265	.351	112-140	.800	639	18.3
1994-95	30	222-466	.476	112-241	.465	128-155	.826	684	22.8
<b>Totals</b>	<b>123</b>	<b>614-1343</b>	<b>.457</b>	<b>272-677</b>	<b>.402</b>	<b>349-434</b>	<b>.804</b>	<b>1849</b>	<b>15.0</b>



### 7. Hassan Adams

Year	G	FG-FGA	Pct.	3FG-FGA	Pct.	FT-FTA	Pct.	Pts.	Avg.
2002-03	32	118-241	.490	7-34	.206	48-61	.787	291	9.1
2003-04	30	200-369	.542	38-99	.384	77-105	.733	515	17.2
2004-05	37	198-403	.491	13-43	.302	60-84	.714	469	12.7
2005-06	31	234-490	.478	17-65	.262	58-95	.611	543	17.5
<b>Totals</b>	<b>130</b>	<b>750-1503</b>	<b>.499</b>	<b>75-241</b>	<b>.311</b>	<b>243-345</b>	<b>.704</b>	<b>1818</b>	<b>14.0</b>



### 8. Michael Dickerson

Year	G	FG-FGA	Pct.	3FG-FGA	Pct.	FT-FTA	Pct.	Pts.	Avg.
1994-95	29	50-93	.538	10-19	.526	28-41	.683	138	4.8
1995-96	32	144-329	.438	31-91	.341	62-84	.738	381	11.9
1996-97	34	233-565	.412	55-166	.331	121-170	.712	642	18.9
1997-98	35	241-473	.510	57-141	.404	91-120	.758	630	18.0
<b>Totals</b>	<b>130</b>	<b>668-1460</b>	<b>.458</b>	<b>153-436</b>	<b>.351</b>	<b>302-415</b>	<b>.727</b>	<b>1791</b>	<b>13.8</b>



### 9. Channing Frye

Year	G	FG-FGA	Pct.	3FG-FGA	Pct.	FT-FTA	Pct.	Pts.	Avg.
2001-02	34	122-205	.595	0-0	.000	80-110	.727	324	9.5
2002-03	32	165-290	.569	0-1	.000	73-110	.664	403	12.6
2003-04	30	193-352	.548	3-5	.600	89-113	.788	478	15.9
2004-05	37	227-410	.554	3-17	.176	127-153	.830	584	15.8
<b>Totals</b>	<b>133</b>	<b>707-1257</b>	<b>.562</b>	<b>6-23</b>	<b>.261</b>	<b>369-486</b>	<b>.759</b>	<b>1789</b>	<b>13.5</b>



### 10. Al Fleming

Year	G	FG-FGA	Pct.	3FG-FGA	Pct.	FT-FTA	Pct.	Pts.	Avg.
1972-73	26	130-242	.537	—	—	74-98	.755	334	12.8
1973-74	26	136-204	.667	—	—	58-78	.744	330	12.7
1974-75	29	215-381	.564	—	—	144-194	.742	574	19.8
1975-76	33	207-354	.586	—	—	113-152	.743	527	16.0
<b>Totals</b>	<b>114</b>	<b>688-1181</b>	<b>.583</b>	<b>—</b>	<b>—</b>	<b>389-462</b>	<b>.842</b>	<b>1765</b>	<b>15.5</b>

**Scoring**

Year	Player	G	Pts.	Avg.
2011-12	Kyle Fogg	35	472	13.5
2010-11	Derrick Williams	38	741	19.5
2009-10	Derrick Williams	31	496	15.7
2008-09	Chase Budinger	35	630	18.0
2007-08	Jerryd Bayless	30	592	19.7
2006-07	Marcus Williams	30	497	16.6
2005-06	Hassan Adams	31	543	17.5
2004-05	Salim Stoudamire	36	662	18.4
2003-04	Hassan Adams	30	515	17.2
2002-03	Jason Gardner	32	472	14.8
2001-02	Jason Gardner	34	692	20.4
2000-01	Gilbert Arenas	36	582	16.2
1999-2000	Loren Woods	26	405	15.6
1998-99	Jason Terry	29	635	21.9
1997-98	Michael Dickerson	35	630	18.0
1996-97	Michael Dickerson	34	642	18.9
1995-96	Ben Davis	33	469	14.2
1994-95	Damon Stoudamire	30	684	22.8
1993-94	Khalid Reeves	35	848	24.2
1992-93	Chris Mills	28	570	20.4
1991-92	Sean Rooks	31	505	16.3
1990-91	Chris Mills	35	545	15.6
1989-90	Jud Buechler	32	477	14.9
1988-89	Sean Elliott	33	735	22.2
1987-88	Sean Elliott	38	743	19.6
1986-87	Sean Elliott	30	578	19.3
1985-86	Sean Elliott	32	499	15.6
1984-85	Eddie Smith	31	500	16.1
1983-84	Pete Williams	28	407	14.5
1982-83	Frank Smith	28	384	13.7
1981-82	Greg Cook	27	392	14.5
1980-81	Ron Davis	27	529	19.6
1979-80	Joe Nehls	27	522	19.3
1978-79	Larry Demic	27	522	19.3
1977-78	Phil Taylor	26	432	16.6
1976-77	Herman Harris	27	510	20.0
1975-76	Bob Elliott	33	595	18.0
1974-75	Bob Elliott	29	677	23.3
1973-74	Coniel Norman	26	618	23.8
1972-73	Coniel Norman	24	576	24.0
1971-72	Jim Huckestein	26	451	17.3
1970-71	Bill Warner	26	543	20.9
1969-70	Bill Warner	26	529	20.3
1968-69	Bill Warner	26	390	15.0
1967-68	Bill Davis	24	421	17.5
1966-67	Bill Davis	25	284	15.4
1965-66	Ted Pickett	26	429	16.5
1964-65	Warren Rustand	26	368	14.2
1963-64	Albert Johnson	26	395	15.2
1962-63	Albert Johnson	26	336	12.9
1961-62	Joe Skaisgir	26	529	20.3
1960-61	Joe Skaisgir	26	505	19.4
1959-60	Ernie McCray	24	573	23.9
1958-59	Ernie McCray	26	414	15.9
1957-58	Ed Nymeyer	26	408	15.7
1956-57	Ed Nymeyer	26	410	15.7
1955-56	Ed Nymeyer	26	407	15.6
1954-55	Hadie Redd	25	339	13.6
1953-54	Hadie Redd	24	316	13.2
1952-53	Bill Kermmeries	26	359	13.8
1951-52	Bill Kermmeries	27	389	14.1
1950-51	Bob Honea	30	385	12.8
1949-50	Leon Blevins	31	462	14.9
1948-49	Leon Blevins	28	390	13.5
1947-48	Morris Udall	28	371	13.2
1946-47	Link Richmond	24	428	17.9
1945-46	Link Richmond	21	312	14.8
1944-45	Jimmy Steele	18	217	12.1
1943-44	George Genung	13	177	13.6
1942-43	Bob Ruman	22	240	11.4
1941-42	Vince Cullen	22	228	10.4
1940-41	Vince Cullen	18	198	11.0
1939-40	George Jordan	25	231	9.2
1938-39	George Jordan	22	191	8.7
1937-38	Lorry DiGrazia	21	211	10.0
1936-37	Lorry DiGrazia	25	209	8.4
1935-36	Lorry DiGrazia	23	191	8.3
1934-35	Walt Scholtzhauer	17	197	11.6
1933-34	Vince Byrne	27	276	10.2
1932-33	Jack Raffety	23	185	8.0
1931-32	Howard Abbott	20	223	11.2
1930-31	Jack Raffety	9	98	10.9
1929-30	Neal Goodman	21	175	8.4

Year	Player	G	Pts.	Avg.
1928-29	Neal Goodman	23	221	9.6
1927-28	Larry Edwards	14	111	7.9
1926-27	Charles Miller	16	142	8.9
1925-26	Byron Drachman	13	117	9.0
1924-25	Clarence Skousen	11	92	8.4
1923-24	Harold Tovrea	17	294	17.3
1922-23	Harold Tovrea	20	316	15.8
1921-22	A.L. Slonaker	8*	140	7.5
1920-21	A.L. Slonaker	7*	163	23.7

\* Statistics unavailable for 4 games

**Field Goal Percentage**

Year	Player	FGM	FGA	Pct.
2011-12	Solomon Hill	151	302	.500
2010-11	Derrick Williams	226	380	.595
2009-10	Derrick Williams	162	282	.574
2008-09	Jordan Hill	252	469	.537
2007-08	Jordan Hill	184	297	.620
2006-07	Ivan Radenovic	150	296	.507
2005-06	Kirk Walters	82	140	.586
2004-05	Channing Frye	227	410	.554
2003-04	Channing Frye	193	352	.548
2002-03	Channing Frye	165	290	.569
2001-02	Channing Frye	122	205	.595
2000-01	Michael Wright	202	340	.594
1999-2000	Michael Wright	190	334	.569
1998-99	Michael Wright	135	243	.556
1997-98	Bennett Davison	111	188	.590
1996-97	A.J. Bramlett	108	204	.529
1995-96	Ben Davis	171	313	.546
1994-95	Joseph Blair	142	254	.559
1993-94	Joseph Blair	153	252	.607
1992-93	Chris Mills	211	406	.520
1991-92	Sean Rooks	181	323	.560
1990-91	Brian Williams	195	315	.619
1989-90	Ed Stokes	94	157	.599
1988-89	Anthony Cook	237	377	.629
1987-88	Anthony Cook	201	325	.618
1986-87	Tom Tolbert	156	305	.511
1985-86	Steve Kerr	195	361	.540
1984-85	Pete Williams	145	239	.607
1983-84	Pete Williams	151	250	.604
1982-83	Frank Smith	148	282	.535
1981-82	Frank Smith	156	275	.587
1980-81	Frank Smith	123	230	.535
1979-80	Ron Davis	136	269	.506
1978-79	Larry Demic	213	373	.571
1977-78	Joe Nehls	159	313	.508
1976-77	Bob Elliott	152	276	.551
1975-76	Al Fleming	207	354	.585
1974-75	Al Fleming	215	381	.564
1973-74	Al Fleming	136	269	.506
1972-73	Al Fleming	130	242	.537
1971-72	Lynard Harris	125	256	.488
1970-71	Tom Lee	144	292	.493
1969-70	Bill Warner	216	445	.485
1968-69	Tom Lee	122	239	.468
1967-68	Bill Davis	161	313	.514
1966-67	Bill Davis	141	302	.467
1965-66	Ted Pickett	154	312	.493
1964-65	Warren Rustand	137	372	.504
1963-64	Warren Rustand	120	275	.436
1962-63	Warren Rustand	99	219	.452
1961-62	Joe Skaisgir	208	520	.400
1960-61	Joe Skaisgir	199	457	.435
1959-60	Ernie McCray	198	431	.459
1958-59	Ernie McCray	174	414	.419
1957-58	Ed Nymeyer	146	332	.439
1956-57	Ed Nymeyer	153	298	.513
1955-56	Ed Nymeyer	138	323	.427
1954-55	Jim Brower	92	248	.371
1953-54	Hadie Redd	118	318	.371
1952-53	Jim Brower	93	274	.339
1951-52	Bill Kermmeries	150	370	.408
1950-51	Bob Honea	152	382	.408
1949-50	Bob Honea	148	357	.415
1948-49	Leon Blevins	156	433	.360

**3-Point FG Percentage (Min. 2 att./game)**

Year	Player	FGM	FGA	Pct.
2011-12	Brendon Lavender	55	113	.487
2010-11	Jordin Mayes	39	86	.453
2009-10	Jamelle Horne	50	115	.435
2008-09	Nic Wise	66	159	.415
2007-08	Nic Wise	37	77	.481
2006-07	Jawann McClellan	37	98	.378
2005-06	Marcus Williams	30	69	.435
2004-05	Salim Stoudamire	120	238	.504
2003-04	Chris Rodgers	43	102	.422
2002-03	Salim Stoudamire	71	160	.444
2001-02	Salim Stoudamire	73	161	.453
2000-01	Gilbert Arenas	69	166	.416
1999-2000	Jason Gardner	70	193	.363
1998-99	Jason Terry	76	191	.398
1997-98	Michael Dickerson	57	141	.404
1996-97	Miles Simon	45	111	.405
1995-96	Joe McLean	50	119	.420
1994-95	Damon Stoudamire	112	241	.465
1993-94	Khalid Reeves	85	224	.379
1992-93	Chris Mills	56	116	.483
1991-92	Matt Othick	71	158	.449
1990-91	Khalid Reeves	31	67	.463
1989-90	Matt Muehlebach	66	152	.434
1988-89	Sean Elliott	66	151	.437
1987-88	Steve Kerr	114	199	.573
1986-87	Craig McMillian	68	160	.425

**Free Throw Percentage**

Year	Player	FTM	FTA	Pct.
2011-12	Kyle Fogg	120	152	.789
2010-11	Lamont Jones	82	99	.828
2009-10	Nic Wise	137	156	.878
2008-09	Nic Wise	128	151	.848
2007-08	Jerryd Bayless	187	223	.839
2006-07	Ivan Radenovic	150	172	.872
2005-06	Mustafa Shakur	108	134	.806
2004-05	Salim Stoudamire	122	134	.910
2003-04	Chris Rodgers	49	58	.845
2002-03	Salim Stoudamire	70	81	.864
2001-02	Salim Stoudamire	103	114	.904
2000-01	Loren Woods	117	141	.830
1999-2000	Loren Woods	97	128	.758
1998-99	Jason Terry	141	168	.839
1997-98	Miles Simon	144	185	.778
1996-97	Miles Simon	95	126	.754
1995-96	Miles Simon	120	157	.764
1994-95	Damon Stoudamire	128	155	.826
1993-94	Dylan Rigdon	82	92	.891
1992-93	Chris Mills	92	110	.836
1991-92	Khalid Reeves	78	99	.788
1990-91	Matt Othick	77	98	.786
1989-90	Matt Muehlebach	62	76	.816
1988-89	Sean Elliott	195	232	.841
1987-88	Tom Tolbert	151	186	.812
1986-87	Sean Elliott	127	165	.770
1985-86	Steve Kerr	71	79	.899
1984-85	Eddie Smith	152	207	.734
1983-84	Eddie Smith	87	119	.731
1982-83	Brock Brunkhorst	48	63	.762
1981-82	Jack Magno	33	46	.717
1980-81	Robbie Dosty	64	81	.790
1979-80	Joe Nehls	108	122	.885
1978-79	Joe Nehls	109	133	.820
1977-78	Joe Nehls	50	58	.862
1976-77	Herman Harris	73	96	.760
1975-76	Gilbert Myles	63	81	.778
1974-75	Len Gordy	48	61	.787
1973-74	Al Fleming	58	78	.744
1972-73	Coniel Norman	92	111	.829
1971-72	Jim Huckestein	87	113	.771
1970-71	Walt McKinney	57	67	.851
1969-70	Mickey Foster	100	117	.855
1968-69	Mickey Foster	85	102	.833
1967-68	Mickey Foster	59	77	.766
1966-67	Mike Welton	63	80	.788
1965-66	Bob Spahn	73	85	.859
1964-65	Warren Rustand	94	113	.832
1963-64	Warren Rustand	92	114	.807
1962-63	Warren Rustand	78	99	.788
1961-62	Joe Skaisgir	113	156	.718
1960-61	Marv Dutt	61	88	.693
1959-60	Ernie McCray	177	257	.689



Year	Player	FTM	FTA	Pct.
1958-59	Ernie McCray*	66	129	.512
	Jim Brittain	33	44	.750
1957-58	Ed Nymeyer	118	146	.794
1956-57	Warren Ridge	71	87	.816
1955-56	Ed Nymeyer	131	177	.740
1954-55	Ernie Oosterveen	67	87	.770
1953-54	John Bruner	102	130	.785
1952-53	John Bruner	65	87	.747
1951-52	Bill Kemmeries	89	120	.742
1950-51	Bob Honea	81	101	.802
1949-50	Leon Blevins	92	117	.786
1948-49	Junior Crum	93	135	.689
1947-48	Junior Crum	79	116	.681
1946-47	Link Richmond	68	107	.636
1945-46	Link Richmond	52	83	.627
1944-45	Jimmy Steele	37	56	.661
1943-44	Dick Dermondy	33	51	.647
1942-43	statistics not available			
1941-42	Bob Ruman	55	78	.705
1940-41	Wilmer Harper	53	76	.697
1939-40	Wilmer Harper	45	62	.726
1938-39	George Jackson	32	57	.561
1937-38	Lorry DiGrazia	41	52	.788
1936-37	Lorry DiGrazia	27	46	.586
1935-36	George Jackson	32	57	.561
1934-35	Ralph Warford	16	29	.552
1933-34	Vince Byrne	68	98	.694
1932-33	Ted Crismon	23	35	.657

\* only player to attain minimum FTM per game

## Rebounding

Year	Player	G	Reb.	Avg.
2011-12	Solomon Hill	35	271	7.7
2010-11	Derrick Williams	38	314	8.3
2009-10	Derrick Williams	31	219	7.1
2008-09	Jordan Hill	34	375	11.0
2007-08	Jordan Hill	34	270	7.9
2006-07	Ivan Radenovic	31	236	7.6
2005-06	Ivan Radenovic	32	203	6.3
2004-05	Channing Frye	37	282	7.6
2003-04	Andre Iguodala	30	253	8.4
2002-03	Channing Frye	32	257	8.0
2001-02	Luke Walton	31	227	7.3
2000-01	Michael Wright	36	281	7.8
1999-2000	Michael Wright	34	297	8.7
1998-99	A.J. Bramlett	29	273	9.4
1997-98	A.J. Bramlett	35	259	7.7
1996-97	A.J. Bramlett	33	229	6.9
1995-96	Ben Davis	33	313	9.5
1994-95	Ray Owes	31	252	8.1
1993-94	Ray Owes	35	285	8.1
1992-93	Chris Mills	28	222	7.9
1991-92	Chris Mills	31	244	7.9
1990-91	Brian Williams	35	273	7.8
1989-90	Jud Buechler	32	264	8.3
1988-89	Anthony Cook	33	238	7.2
1987-88	Anthony Cook	38	269	7.1
1986-87	Anthony Cook	30	217	7.2
1985-86	John Edgar	32	237	7.3
1984-85	Pete Williams	31	265	8.5
1983-84	Pete Williams	28	278	9.9
1982-83	Frank Smith	28	212	7.6
1981-82	Frank Smith	27	205	7.8
1980-81	Robbie Dosty	27	178	6.6
1979-80	Frank Smith	27	162	6.0
1978-79	Larry Demic	27	277	10.3
1977-78	Phil Taylor	26	210	8.1
1976-77	Phil Taylor	27	292	10.8
1975-76	Bob Elliott	33	341	10.3
1974-75	Al Fleming	29	343	11.8
1973-74	Bob Elliott	26	278	10.7
1972-73	Al Fleming	26	257	9.9
1971-72	Lynard Harris	26	245	9.4
1970-71	Eddie Myers	26	239	9.2
1969-70	Tom Lee	26	258	9.9
1968-69	Eddie Myers	27	279	10.3
1967-68	Bill Davis	24	253	10.6
1966-67	Bill Davis	25	192	7.7
1965-66	Mike Aboud	26	219	8.4
1964-65	Albert Johnson	26	234	9.0
1963-64	Albert Johnson	26	286	11.0
1962-63	Albert Johnson	26	253	9.7
1961-62	Joe Skaisgir	26	314	12.1

Year	Player	G	Reb.	Avg.
1960-61	Joe Skaisgir	26	268	10.3
1959-60	Ernie McCray	24	290	12.2
1958-59	Ernie McCray	26	255	9.8
1957-58	Ernie McCray	26	279	10.7
1956-57	Bill Reeves	26	278	10.7
1955-56	Bill Reeves	26	343	13.2
1954-55	Hadie Redd	24	235	9.8
1953-54	Hadie Redd	24	169	7.0
1952-53	Teddy Lazovich	27	169	6.3
1951-52	Jerry Dillon	27	213	7.9
1950-51	Leo Johnson	30	373	12.4

## Assists

Year	Player	G	Ast	Avg.
2011-12	Solomon Hill	35	91	2.6
2010-11	Kyle Fogg	38	99	2.6
2009-10	Nic Wise	31	103	3.3
2008-09	Nic Wise	35	160	4.6
2007-08	Jerryd Bayless	30	121	4.0
2006-07	Mustafa Shakur	31	215	6.9
2005-06	Mustafa Shakur	33	154	4.7
2004-05	Mustafa Shakur	37	166	4.5
2003-04	Andre Iguodala	30	147	4.9
2002-03	Jason Gardner	32	158	4.9
2001-02	Luke Walton	31	194	6.3
2000-01	Jason Gardner	36	147	4.1
1999-2000	Jason Gardner	34	162	4.8
1998-99	Jason Terry	29	159	5.5
1997-98	Mike Bibby	35	199	5.7
1996-97	Mike Bibby	34	178	5.2
1995-96	Reggie Geary	33	231	7.0
1994-95	Damon Stoudamire	30	220	7.3
1993-94	Damon Stoudamire	35	208	5.9
1992-93	Damon Stoudamire	28	159	5.7
1991-92	Matt Othick	31	160	5.2
1990-91	Matt Othick	35	181	5.3
1989-90	Matt Muehlebach	32	181	5.3
1988-89	Ken Lofton	33	135	4.1
1987-88	Steve Kerr	38	150	3.9
1986-87	Sean Elliott	30	110	3.7
1985-86	Steve Kerr	38	150	3.9
1984-85	Brock Brunkhorst	25	130	5.2
1983-84	Brock Brunkhorst	28	98	3.5
1982-83	Brock Brunkhorst	26	120	4.6
1981-82	Ricky Walker	20	65	3.3
1980-81	Russell Brown	27	166	6.1
1979-80	Russell Brown	27	200	7.4
1978-79	Russell Brown	27	247	9.1
1977-78	Russell Brown	26	197	7.6
1976-77	Gary Harrison	27	128	4.7
1975-76	Jim Rappis	31	105	3.5
1974-75	Gilbert Myles	26	136	5.5
1973-74	Eric Money	20	110	5.5
1972-73	Eric Money	26	96	3.7
1951-52	Roger Johnson	27	86	3.2
1950-51	Leo Johnson	30	146	4.9

## Steals

Year	Player	G	Steals	Avg.
2011-12	Kyle Fogg	35	37	1.1
2010-11	Derrick Williams	38	37	0.9
2009-10	Nic Wise	31	54	1.7
2008-09	Nic Wise	35	52	1.5
2007-08	Nic Wise	27	54	2.0
2006-07	Mustafa Shakur	31	47	1.5
2005-06	Hassan Adams	31	82	2.6
2004-05	Hassan Adams	37	69	1.9
2003-04	Andre Iguodala	30	48	1.6
2002-03	Jason Gardner	32	58	1.8
2001-02	Jason Gardner	34	53	1.6
2000-01	Gilbert Arenas	36	65	1.8
1999-2000	Gilbert Arenas	34	71	2.1
1998-99	Jason Terry	29	80	2.8
1997-98	Mike Bibby	35	84	2.4
1996-97	Jason Terry	34	85	2.5
1995-96	Reggie Geary	33	67	2.0
1994-95	Damon Stoudamire	30	52	1.7
1993-94	Khalid Reeves	35	64	1.8
1992-93	Damon Stoudamire	28	45	1.6
1991-92	Khalid Reeves	30	50	1.7
1990-91	Matt Muehlebach	35	58	1.7
1989-90	Matt Muehlebach	32	41	1.3
1988-89	Ken Lofton	33	67	2.0

Year	Player	G	Steals	Avg.
1987-88	Ken Lofton	38	60	1.6
1986-87	Ken Lofton	30	55	1.8
1985-86	Steve Kerr	32	52	1.6
1984-85	Eddie Smith	31	37	1.2
1983-84	Eddie Smith	28	46	1.6
1982-83	Puntus Wilson	28	44	1.6
1981-82	Greg Cook	27	43	1.6
1980-81	John Smith	27	48	1.8
1979-80	Russell Brown	27	46	1.7
1978-79	Russell Brown	27	50	1.9
1977-78	Russell Brown	26	38	1.5
1976-77	Herman Harris	27	45	1.7
1975-76	Herman Harris	27	34	1.3

## Blocked Shots

Year	Name	G	Blk	Avg.
2011-12	Angelo Chol	35	29	0.8
2010-11	Derrick Williams	38	26	0.7
2009-10	Jamelle Horne	30	30	1.0
2008-09	Jordan Hill	34	58	1.7
2007-08	Jordan Hill	34	56	1.6
2006-07	Jordan Hill	29	26	0.9
2005-06	Kirk Walters	33	50	1.5
2004-05	Channing Frye	37	85	2.3
2003-04	Channing Frye	30	63	2.1
2002-03	Channing Frye	32	60	1.9
2001-02	Channing Frye	34	50	1.5
2000-01	Loren Woods	29	84	2.9
1999-2000	Loren Woods	26	102	3.9
1998-99	A.J. Bramlett	29	37	1.3
1997-98	A.J. Bramlett	35	36	1.0
1996-97	Bennett Davison	34	33	0.9
1995-96	Reggie Geary	33	24	0.7
1994-95	Joseph Blair	28	31	1.1
1993-94	Joseph Blair	35	37	1.1
1992-93	Ed Stokes	28	37	1.3
1991-92	Ed Stokes	31	41	1.3
1990-91	Sean Rooks	35	43	1.2
1989-90	Ed Stokes	29	49	1.7
1988-89	Anthony Cook	33	84	2.5
1987-88	Anthony Cook	38	75	2.0
1986-87	Anthony Cook	30	69	2.3
1985-86	Anthony Cook	32	50	1.6
1984-85	Pete Williams	31	21	0.7
1983-84	Pete Williams	28	20	0.7
1982-83	Frank Smith	28	23	0.8
1981-82	Frank Smith	27	25	0.9
1980-81	Frank Smith	27	20	0.7
1979-80	Frank Smith	27	16	0.6
1978-79	Larry Demic	27	22	0.8
1977-78	Larry Demic	26	42	1.6
1976-77	Bob Elliott	26	29	1.1
1975-76	Bob Elliott	27	16	0.6

*Arizona In Overtime*

	Home	Road	Neutral	Total
Triple Overtime .....	2-1	1-0	0-0	3-1
Double Overtime .....	5-3	2-1	1-0	8-4
Single Overtime .....	15-14	16-23	8-5	39-42
<b>Totals .....</b>	<b>22-18</b>	<b>19-24</b>	<b>9-5</b>	<b>50-47</b>

**Coaches' Records**

Fred A. Enke .....	4-11
Bruce Larson .....	5-7
Fred Snowden .....	11-6
Ben Lindsey .....	0-1
Lute Olson .....	23-17
Kevin O'Neill .....	1-2
Russ Pennell .....	1-0
Sean Miller .....	5-3

**Three Overtimes**

Date	Opponent	Result
2/3/1965	Bradley .....	W, 85-83
12/20/1965	Colorado .....	L, 73-77
2/23/1973	Utah .....	W, 101-95
2/5/2011	at California .....	W, 107-105

**Two Overtimes**

Date	Opponent	Result
2/20/1926	at USC .....	L, 28-30
2/4/1966	New Mexico .....	W, 83-77
12/4/1979	Midwestern .....	W, 93-85
1/12/1986	California .....	W, 79-72
1/22/1987	California .....	L, 81-82
2/24/1991	Duke .....	W, 103-96
3/2/1995	at Washington State .....	W, 114-111
3/11/1995	Arizona State .....	L, 98-103
3/22/2003	vs. Gonzaga .....	W, 96-95
12/31/2005	at Washington .....	W, 96-95
12/2/2009	UNLV .....	L, 72-74
3/6/2010	USC .....	W, 86-84

**Single Overtime**

Date	Opponent	Result
1/15/1927	at USC .....	L, 21-26
2/2/1928	vs. Coggins .....	W, 39-38
1/16/1931	Tucson Sporting Goods .....	L, 30-31
1/17/1931	Tucson Sporting Goods .....	W, 32-28
1/28/1933	New Mexico State .....	L, 36-38
2/2/1937	New Mexico .....	L, 30-32
1/28/1946	at Northern Arizona .....	L, 53-54
2/28/1949	at UTEP .....	L, 69-70
3/6/1953	at Hardin-Simmons .....	L, 61-67
3/2/1955	Arizona State .....	L, 103-104
12/21/1955	Memphis State .....	L, 92-98
2/13/1956	UTEP .....	L, 84-85
1/28/1957	at Northern Arizona .....	W, 103-93
12/27/1960	at UC-Santa Barbara .....	W, 80-75
1/13/1962	at UTEP .....	L, 56-57
1/5/1963	at New Mexico State .....	W, 63-59
1/11/1963	Utah .....	L, 50-52
1/7/1965	at Wyoming .....	W, 62-60
12/30/1965	Seattle .....	L, 74-79
2/10/1966	at UTEP .....	L, 72-81
12/9/1967	at UTEP .....	L, 66-67
12/7/1968	at Texas Tech .....	W, 85-80
2/22/1969	Wyoming .....	L, 67-68
12/16/1972	Northern Illinois .....	W, 91-90
1/4/1975	at Texas Tech .....	W, 62-61
1/10/1975	at Utah .....	L, 74-75
2/14/1976	at Brigham Young .....	L, 74-79
2/20/1976	New Mexico .....	W, 67-65
3/18/1976	vs. Nevada-Las Vegas .....	W, 114-109
11/26/1976	Arizona State .....	W, 92-91
3/5/1977	at Arizona State .....	L, 89-95
2/4/1978	at Arizona State .....	L, 64-69
11/27/1978	at Northwestern .....	W, 83-80
2/10/1979	Oregon .....	W, 69-67
1/31/1980	Stanford .....	W, 95-88
1/8/1981	Washington .....	L, 57-60
2/7/1981	Washington .....	W, 68-66
2/13/1981	USC .....	L, 59-60
2/24/1983	at Oregon .....	L, 57-63
12/27/1983	vs. Texas Tech .....	W, 51-49
12/28/1983	at UTEP .....	L, 49-51
2/23/1984	Oregon .....	W, 75-67
1/18/1986	at Miami, Fla. ....	W, 81-74

Date	Opponent	Result
1/23/1986	Oregon State .....	W, 63-62
1/30/1986	at Washington State .....	L, 63-65
1/3/1987	at Oregon .....	L, 54-55
3/6/1987	vs. Oregon .....	L, 63-72
3/13/1987	UTEP (NCAA) .....	L, 91-98
2/20/1988	at UCLA .....	W, 78-76
1/2/1990	California .....	W, 71-70
2/10/1991	at UCLA .....	W, 105-94
1/14/1995	at Stanford .....	W, 89-83
2/1/1996	Washington .....	L, 79-80
12/21/1996	at Michigan .....	L, 71-73
1/18/1997	at UCLA .....	L, 78-84
3/23/1997	vs. Providence .....	W, 96-92
3/31/1997	vs. Kentucky .....	W, 84-79
3/5/1998	at USC .....	L, 90-91
11/28/1999	at Brigham Young .....	W, 78-74
2/15/2001	at UCLA .....	L, 77-79
1/26/2002	Connecticut .....	L, 98-100
2/2/2002	at Stanford .....	W, 88-82
2/6/2003	at Washington .....	W, 88-85
3/13/2003	vs. UCLA .....	L, 89-96
11/24/2004	vs. Michigan .....	W, 61-60
2/24/2005	at Washington State .....	W, 57-56
3/26/2005	vs. Illinois .....	L, 89-90
11/23/2005	vs. Michigan State .....	L, 71-74
12/21/2005	Western Kentucky .....	W, 86-81
1/19/2006	Stanford .....	W, 90-81
1/6/2007	at Washington State .....	L, 73-77
3/3/2006	at Stanford .....	W, 85-80
11/25/2007	at Kansas .....	L, 72-76
12/8/2007	vs. Illinois .....	W, 78-72
1/9/2008	at Arizona State .....	L, 59-64
1/24/2009	Houston .....	W, 96-90
11/24/2009	vs. Colorado .....	W, 91-87
12/21/2009	Lipscomb .....	W, 83-82
3/12/2011	vs. Washington .....	L, 75-77
12/7/2011	at Florida .....	L, 72-78
1/12/2012	Oregon State .....	W, 81-73

**Composite Pacific-10 Conference Standings, 1978-2011**

	Years	Overall			Pac-10		
		W	L	Pct.	W	L	Pct.
UCLA	1978-2011	731	315	.699	411	183	.692
<b>ARIZONA</b>	<b>1978-2011</b>	<b>732</b>	<b>322</b>	<b>.694</b>	<b>400</b>	<b>194</b>	<b>.673</b>
Stanford	1978-2011	615	396	.608	321	273	.540
California	1978-2011	549	446	.552	282	312	.475
Washington	1978-2011	546	449	.549	285	309	.480
Arizona State	1978-2011	526	464	.531	265	329	.446
USC	1978-2011	521	463	.529	278	316	.468
Oregon State	1978-2011	500	470	.515	268	326	.451
Oregon	1978-2011	513	501	.506	246	348	.414
Washington State	1978-2011	483	490	.496	227	367	.382

**Composite Western Athletic Conference Standings, 1962-78**

	Years	Overall			WAC		
		W	L	Pct.	W	L	Pct.
New Mexico	1962-78	288	139	.674	107	89	.546
Texas-El Paso	1969-78	147	86	.631	66	60	.524
Utah	1962-78	270	162	.625	109	87	.556
<b>ARIZONA</b>	<b>1962-78</b>	<b>241</b>	<b>184</b>	<b>.567</b>	<b>98</b>	<b>98</b>	<b>.500</b>
Arizona State	1962-78	237	192	.552	99	97	.505
Brigham Young	1962-78	231	192	.546	105	91	.536
Colorado State	1969-78	124	106	.539	57	69	.452
Wyoming	1962-78	221	214	.508	73	123	.372

**Composite Border Conference Standings, 1931-61\***

	Years	Overall			Border		
		W	L	Pct.	W	L	Pct.
Texas Tech	1931-39, '41-56	306	203	.601	176	101	.635
<b>ARIZONA</b>	<b>1931-61</b>	<b>398</b>	<b>275</b>	<b>.591</b>	<b>231</b>	<b>144</b>	<b>.616</b>
Arizona State	1931-61	302	216	.583	186	205	.476
New Mexico State	1931-61	366	291	.557	183	182	.501
West Texas State	1941-61	233	188	.553	135	98	.579
New Mexico	1931-51	183	207	.469	134	156	.462
Northern Arizona	1931-53	177	215	.452	124	163	.432
Hardin-Simmons	1941-61	197	253	.438	94	142	.398
Texas-El Paso	1935-61	232	302	.434	130	196	.399

\* Does not include 1942-43 and 1943-44 seasons. No official conference championship was awarded due to World War II travel restrictions.

NOTE: Records above reflect on-court results only. Vacated or forfeited games due to NCAA infractions by any school listed above are not included.



Arizona's 100-Point Games

Score	Opponent	Date
133-78	vs. Duquesne	11/27/1987
127-99	Arizona State	1/15/1998
125-87	Kansas State	12/30/1997
122-81	Northern Arizona	12/18/1991
122-80	Austin Peay	11/14/1990
122-92	Utah	2/23/1974
119-95	Michigan	12/30/1993
119-80	Midwestern	12/1/1975
118-54	Robert Morris	12/28/1996
118-90	Brigham Young	2/21/1974
118-66	Eastern New Mexico	12/13/1960
117-85	SMU	12/30/1976
116-80	Arizona State	2/18/1993
116-61	Washington	12/20/1988
115-53	Morgan State	11/20/1997
115-55	Adams State	12/8/1976
114-111	at Washington State (2ot)	3/2/1995
114-89	UNLV	1/24/1978
114-109	UNLV (NCAA) (ot)	3/18/1976
114-94	Portland State	1/27/1976
113-85	Brigham Young	1/22/1977
112-81	Washington	2/5/1998
111-83	Jackson State	12/14/1996
111-98	at Oregon State	1/28/1995
111-84	Fordham	12/28/1993
110-91	at Washington	1/10/1998
110-71	at Washington	12/20/1987
110-78	at San Diego State	12/4/1986
110-65	Pepperdine	12/23/1977
109-75	Oregon State	1/22/2004
109-74	Arizona State	2/23/1989
108-76	Arizona State	1/10/1996
108-92	Butler	12/5/1970
107-105	at California (3ot)	2/5/2011
107-83	at UCLA	2/14/2004
107-91	Liberty	12/28/2003
107-73	Northern Arizona	11/24/2003
107-68	Western Kentucky	11/23/2002
107-88	at Alaska-Anchorage	11/25/1994
107-68	USC	1/9/1992
107-65	Oregon	3/9/1991
107-75	San Francisco State	12/15/1984
107-88	New Mexico	12/22/1978
107-113	at Illinois	11/28/1977
107-97	Colorado State	2/28/1975
106-97	Washington	1/29/2009
106-81	Arizona State	3/7/2004
106-70	UCLA	2/13/2003
106-79	Baylor	11/29/1993
106-82	Loyola-Chicago	12/28/1988
106-76	Detroit	1/10/1976
106-121	at Utah	1/19/1974
105-75	Manhattan	2/21/2004
105-61	at USC	2/17/2001
105-94	at UCLA (ot)	2/10/1991
105-85	Hawaii-Pacific	12/10/1986
105-110	Arizona State	2/17/1973
105-68	DePauw	1/4/1971
104-65	Oregon	3/3/2001
104-56	at Oregon	2/27/1992
104-53	Oregon	1/30/1992
104-71	Hawaii-Hilo	1/2/1986
104-90	Brigham Young	2/18/1978
104-84	Cal State-Los Angeles	2/6/1960
103-82	Washington	3/2/1997
103-80	Rutgers	12/30/1991
103-65	at Oregon State	2/28/1991
103-96	Duke (2ot)	2/24/1991
103-68	at USC	2/18/1988
103-61	UC-Riverside	12/12/1980
103-85	Northern Illinois	11/29/1974
103-93	at Northern Arizona (ot)	1/28/1957
103-104	*Arizona State (ot)	3/2/1955
102-87	New Mexico State	11/19/2006
102-77	Iowa State	12/29/1990
102-64	UCLA	2/18/1989

Score	Opponent	Date
102-98	Utah	1/20/1977
102-96	vs. Purdue	3/15/1975
102-88	Evansville	12/17/1968
101-87	Stanford	3/7/2009
101-79	Northern Arizona	11/15/2006
101-66	Northern Arizona	11/27/2002
101-76	Eastern Illinois (NCAA)	3/16/2001
101-41	Saint Mary's	12/2/2000
101-87	Gonzaga	11/29/2000
101-77	USC	2/15/1997
101-73	at Arizona State	2/27/1988
101-69	Cal. State-Hayward	11/28/1980
101-80	Idaho	12/13/1973
101-79	San Diego State	12/11/1973
101-80	Illinois	11/30/1973
101-95	Utah (3 ot)	2/23/1973
101-62	Hardin-Simmons	1/4/1962
100-60	Bryant	12/22/2011
100-87	at Oregon	2/19/2004
100-86	Washington State	2/27/1997
100-56	Oregon State	1/29/1994
100-77	California	3/5/1992
100-63	California	2/21/1991
100-64	at Northern Arizona	12/5/1990
100-94	Brigham Young	2/24/1973
100-77	San Jose State	12/18/1970
100-77	at UTEP	2/27/1960

\* Arizona's first 100-point game

100-Point Notes

- UA is 99-4 in games in which it tops the 100-point plateau.
- UA has accomplished the feat 66 times since 1983-84.
- Most times accomplished in a season: 8 (1990-91)
- Opponents have scored 100 points against Arizona 43 times.
- The last time UA allowed 100 points came Feb. 5, 2011, in a 107-105 (3ot) win at California.

Highest Combined Score

227	at Utah 121, Arizona 106	1/19/1974
	at New Mexico 129, Arizona 98	1/26/1979
226	Arizona 127, Arizona State 99	1/15/1998
225	Arizona 114, at Washington State 111 (2ot)	3/2/1995
223	Arizona 114, UNLV 109 (ot NCAA)	3/18/1976
220	at Illinois 113, Arizona 107	11/28/1977
215	Arizona State 110, Arizona 105	2/17/1973
214	Arizona 122, Utah 92	2/23/1974
	Arizona 119, Michigan 95	12/30/1993

Largest Margin of Victory

64	Robert Morris, 118-54	12/28/1996
62	Morgan State, 115-53	11/20/1997
60	Adams State, 115-55	12/8/1976
	Saint Mary's, 101-41	12/2/2000
57	Northern Arizona, 84-28	2/2/1943
55	Idaho, 95-40	12/4/1976
	vs. Duquesne, 133-78	11/27/1987
52	Eastern New Mexico, 118-66	12/13/1960
51	Oregon, 104-53	1/30/1992

Largest Margin of Defeat


74	at Utah, 45-119	12/9/1955
53	at Air Force, 62-115	2/28/1959
	at UCLA, 58-111	3/10/1983
45	at UCLA, 45-90	12/11/1953
44	at California, 46-90	12/27/1958
43	vs. Ohio State, 47-90	12/29/1971



**32 ■ Sean Elliott**

*Forward, 1985-89*

*Jersey Retired March 9, 1996*



Inside or outside, Sean Elliott did it all ... He spearheaded a program that won 105 games in four years ... Ranks 32nd on the NCAA career scoring list with 2,555 career points ... 1989 Wooden Award winner as college basketball's Player of the Year ... Also earned Player-of-the-Year honors from *Associated Press*, Kodak (NABC), CBS-TV, *Basketball Times*, *Basketball Weekly*, *Hoop Scoop* and *All-Star Sports Report* ... Top vote-getter in the 1989 AP All-America balloting and a repeat first-team selection ... Also repeated as a *UPI*, NABC, Wooden Award panel and *The Sporting News* first-team All-America ... Pac-10 Player of the Year in 1988 and 1989 ... Arizona's

first regular season league scoring champion ... The only player in school history to lead the team in scoring for four consecutive seasons ... Finished his career as the UA and Pac-10 career scoring leader ... Passed Lew Alcindor's conference mark with 35 against UCLA on Feb. 18 ... 1988 and 1989 Pac-10 Tournament Most Outstanding Player ... USBWA all-District 8 and NABC all-District 15 in 1989 ... The first Arizona player to tally 700 points in a season (accomplished twice) and has two of the top three single-season scoring totals in UA history ... Posted a scoring average progression of 15.6, 19.3, 19.6, and 22.3 from freshman to senior campaigns ... Scored in double figures in 108 consecutive games and in 128 of 133 career games ... In 1988, scored 30 or more points six times and 20 or more 22 times ... Finished as the career record holder with 140 treys ... Collected 14 double-doubles over his last two seasons of play ... A two-time Pac-10 Player of the Week as a senior, and earned the accolade six times in his career ... Finished his career as Arizona's No. 6 career rebounder (808 rebounds) and still ranks eighth in that category ... His prep alma mater, Tucson's Cholla High School, renamed its gym "Sean Elliott Gymnasium" on April 12, 1989 ... Was the third overall pick in the 1989 NBA Draft by the San Antonio Spurs ... NBA Champion in 1999 ... Inducted in 2002 as a charter member of the Pac-10's Hall of Honor.


**Sean Elliott's Career Statistics**

Year	GP-GS	FG-FGA	Pct.	3FG-FGA	Pct.	FT-FTA	Pct.	Reb.-Avg.	A	Bl	St	Pts.-Avg.
1985-86	32-32	187-385	.486			127-167	.760	171-5.3	70	8	22	499-15.6
1986-87	30-30	209-410	.510	33-89	.371	127-165	.770	181-6.0	110	6	21	578-19.3
1987-88	38-38	263-461	.570	41-87	.471	176-222	.793	219-5.8	137	15	28	743-19.6
1988-89	33-33	237-494	.480	66-151	.437	195-232	.841	237-7.2	134	9	32	735-22.3
<b>Totals</b>	<b>133-133</b>	<b>896-1750</b>	<b>.512</b>	<b>140-327</b>	<b>.428</b>	<b>623-786</b>	<b>.793</b>	<b>808-6.1</b>	<b>451</b>	<b>38</b>	<b>103</b>	<b>2555-19.2</b>

**25 ■ Steve Kerr**

*Guard, 1983-88*

*Jersey Retired Jan. 9, 1999*



A second-team *Associated Press* All-America pick in 1988 ... Third-team selection by the NABC ... All-NCAA West Regional ... All-District 8 and all-Pac-10 ... Pac-10 All-Academic team in 1988 ... Shot .573 from the floor from three-point range as a senior (114-of-199) ... Committed only 36 turnovers in 38 games as a senior ... Ended his career with an NCAA record with a .573 three-point shooting percentage with a minimum of 100 made ... Averaged only five three-point attempts per game ... Closed his career ranked No. 4 on the UA career field goal percentage list (.521), almost all from

outside ... Career free throw percentage of .815 still ranks fourth on the UA charts ... Pac-10 season record holder with 114 treys in 1988 ... Hit his first seven shots (six treys) at Arizona State for 20 first-half points on Feb. 27, 1988 ... Earned a spot on the Pac-10 all-Tournament team ... Broke league three-point field goal percentage mark as a senior ... Said teammate Sean Elliott, "Steve is like having a coach on the floor, but he has more physical ability than Lute." ... Back-to-back Pac-10 Player of the Week on Dec 7-20, 1988 ... One of UA's finest shooters, Kerr finished his career ranked No. 5 on the Arizona career scoring list (1,445 points) and still ranks 14th in that category ... Garnered first team all-Pac-10 honors as a junior in 1985-86 ... Injured his right knee in Madrid, Spain, in July 1986 during the semifinal of the 1986 World Championships and missed the 1987 season as a redshirt ... A Pac-10 All-Academic pick as a junior ... A two-time all-Great Alaska Shootout team (1986/1988) ... All-Fiesta Bowl Classic honors in 1985 and 1987, earning the tournament's first MVP award in 1985 ... Participated in the 1988 U.S. Olympic team trials ... A second-round pick of the Phoenix Suns in the 1988 NBA Draft ... Has five NBA Championship rings to his credit (Chicago 1996-98, San Antonio 1999, 2003) ... Inducted into the Pac-10 Hall of Honor in 2003.


**Steve Kerr's Career Statistics**

Year	GP-GS	FG-FGA	Pct.	3FG-FGA	Pct.	FT-FTA	Pct.	Reb.-Avg.	A	Bl	St	Pts.-Avg.
1983-84	28-1	81-151	.516			36-52	.692	33-1.2	35	1	9	198-7.1
1984-85	31-30	126-222	.568			57-71	.803	73-2.4	123	4	19	309-10.0
1985-86	32-32	195-361	.540			71-79	.899	101-3.2	135	1	52	461-14.4
1986-87	Redshirt											
1987-88	38-38	151-270	.559	114-199	.573	61-74	.824	76-2.0	150	2	44	477-12.6
<b>Totals</b>	<b>129-101</b>	<b>553-1004</b>	<b>.551</b>	<b>114-199</b>	<b>.573</b>	<b>225-276</b>	<b>.815</b>	<b>283-2.2</b>	<b>443</b>	<b>8</b>	<b>124</b>	<b>1445-11.2</b>

10 ■ Mike Bibby

Guard, 1996-98

Jersey Retired Nov. 11, 2004



A consensus All-America selection as a sophomore ... Received the third-most votes for the John R. Wooden Player of the Year award ... He started all 69 games at point guard during his two-year college career and helped lead the Wildcats to the NCAA championship as a freshman and a Pac-10 Conference title as a sophomore ... Tallied 22 points, five assists and three steals in his college debut, an 83-72 win over North Carolina on Nov. 22, 1996, and never looked back ... In just two seasons, he scored 1,061 career points, which ranks 25th on the UA career scoring list, and averaged 15.3 points per game ... A career assist-to-turnover ratio of just over 2-to-1, his 377 assists (5.5 apg) ranks No. 11 on the UA career charts ... Had just nine career games in which he had more turnovers than assists ... Posted a 17.9 ppg career NCAA Tournament scoring average in 10 career

appearances ... Became the first freshman point guard to lead his team to the national championship when he guided the Wildcats to the 1997 NCAA title ... Collected 39 points, 16 rebounds and eight assists in 1997 Final Four wins over North Carolina and Kentucky ... Garnered NCAA all-Southeast Regional and all-Final Four honors in 1997 and all-West Regional honors in 1998 ... Earned Pac-10 Player-of-the-Year honors in 1998 and Pac-10 Freshman-of-the-Year accolades in 1997 ... Bibby was the first UA player to receive Pac-10 Player-of-the-Year honors since Damon Stoudamire in 1995 and the first Freshman of the Year from Arizona since Sean Elliott in 1986 ... A finalist for United States Basketball Writers Association Player of the Year as a sophomore ... A member of the *Basketball Times* and *Basketball Weekly* all-Freshman first teams ... *Basketball Weekly's* Freshman of the Year ... Scored 603 points as a sophomore, marking just the 11th time in school history that a player has scored 600 or more points in a season ... Scored 20 or more points 19 times during his career (13 times as a sophomore) and had five double-doubles ... Hit 144 three-pointers in his career, which was the No. 7 career total in school history ... Attempted 369 treys in his career, which is also the seventh-best mark in Wildcat annals career charts ... Drafted No. 2 by the Vancouver Grizzlies in the 1998 NBA Draft, the highest NBA Draft selection in Arizona history ... An NBA first-team All-Rookie selection in 1999, Bibby is a 13-year NBA veteran who played in the 2011 NBA Finals ... Inducted in the Pac-10 Hall of Honor in 2010.

Mike Bibby's Career Statistics


Season	G-GS	Min	FG-FGA	Pct.	3FG	Pct.	FT-FTA	Pct.	Reb.-Avg.	Ast	St.	Blk	TO	PF-D	Pts.-Avg.
1996-97	34-34	1110	151-339	.445	67-170	.394	89-127	.701	109-3.2	178	76	7	100	77-3	458-13.5
1997-98	35-35	1124	209-450	.464	77-199	.387	108-143	.755	106-3.0	199	84	7	78	57-1	603-17.2
<b>Totals</b>	<b>69-69</b>	<b>2234</b>	<b>360-789</b>	<b>.456</b>	<b>144-369</b>	<b>.390</b>	<b>197-270</b>	<b>.730</b>	<b>215-3.1</b>	<b>377</b>	<b>160</b>	<b>14</b>	<b>178</b>	<b>134-4</b>	<b>1061-15.4</b>



22 ■ Jason Gardner

Guard, 1999-2003

Jersey Retired Aug. 14, 2005



At a school known for great point guards, Gardner closed his career as one of college basketball's finest ... The 2003 Frances Pomeroy Naismith Player of the Year and the 2000 National Freshman of the Year ... One of the most decorated athletes in school history, Gardner earned All-America honors 12 times in his four-year career, including Player-of-the-Year honors as a senior (just the third in UA history) ... One of just four players in Pac-10 history to amass 1,500 career points, 500 assists and 200 steals ... His unquestioned leadership was essential to UA's success, as the squad went 107-29 (.787) during Gardner's career ... Led Cats to the 2001 National Championship game, two Pac-10 championships and one Pac-10 Tournament title ... Finished as Arizona's career leader in games

played, games started, minutes played and three-point field goals ... Shined in the spotlight with a knack for hitting big shots ... An iron man who played 40+ minutes 31 times in his career ... Worked hard to improve the range and accuracy of his jumper ... Made a seamless adjustment from distributing point guard in 2001 (10.9 ppg/2.33 assist:turnover ratio) to a scorer in 2002 (20.4 ppg/4.6 apg) ... The highest-scoring guard in Arizona history (1,984 points/third all-time) ... Ranks among the career top 10 in 13 statistical categories at Arizona ... Was the 38th player in Pac-10 history to be a three-time all-conference honoree ... A John R. Wooden Award All-American and second-team All-America honors from the *Associated Press*, NABC and Senior CLASS Award as a senior in 2002-03 ... Led Cats to a 17-1 Pac-10 record in 2002-03, including a 9-0 road record ... USBWA second team All-America and the District 9 Player of the Year as a senior ... Foxsports.com third team All-America ... An all-NCAA West Regional selection in 2003 ... Wildcats were 55-9 in Gardner's career when he collected at least five assists ... Had 10 career games with 30+ minutes and zero turnovers ... Scored more points (692) than any other player in the Pac-10 in 2001-02 ... Only league player to be ranked in the top 10 in points, assists and steals as a junior ... Became the first Arizona freshman to be named to the all-Pac-10 first team ... Recently concluded a seven-year professional career in Europe and is now coaching collegiately.

Jason Gardner's Career Statistics

Season	G-GS	Min	FG-FGA	Pct.	3FG	Pct.	FT-FTA	Pct.	Reb.-Avg	PF-D	Ast	TO	Blk	Stl	Pts.-Avg
1999-2000	34-33	1244	118-312	.378	70-193	.363	121-166	.729	125-3.7	69-1	162	97	2	55	427-12.6
2000-01	36-36	1165	114-299	.381	76-207	.367	89-110	.809	109-3.0	62-0	147	63	2	59	393-10.9
2001-02	34-34	1298	197-463	.425	106-276	.384	192-240	.800	100-2.9	62-1	155	96	0	53	692-20.4
2002-03	32-32	1118	146-372	.392	66-199	.332	114-147	.776	128-4.0	48-0	158	91	0	58	472-14.8
<b>Career</b>	<b>136-135</b>	<b>4825</b>	<b>575-1446</b>	<b>.398</b>	<b>318-875</b>	<b>.363</b>	<b>516-663</b>	<b>.778</b>	<b>462-3.4</b>	<b>241-2</b>	<b>622</b>	<b>347</b>	<b>4</b>	<b>225</b>	<b>1984-14.6</b>



<b>National Player of the Year</b>	
1987-88	Steve Kerr (USBWA Most Courageous Athlete)
1988-89	Sean Elliott (Wooden Award, AP, Kodak/NABC, Chevrolet/CBS-TV, Basketball Times, Basketball Weekly, Lapchick Trophy/Hall of Fame, Hoop Scoop, All-Star Sports Report)
1998-99	Jason Terry (Sports Illustrated, CBS/Chevrolet, Rawlings/Basketball Times)
2002-03	Jason Gardner (Frances Pomeroy Naismith/Basketball Hall of Fame)
<b>National Freshman of the Year</b>	
1996-97	Mike Bibby (Basketball Weekly)
1999-2000	Jason Gardner (Basketball Times, USBWA, ESPN.com)
<b>All-America</b>	
1950-51	Roger Johnson (3rd, Helms Foundation)
1975-76	Bob Elliott (3rd, Basketball Weekly; Helms Foundation/Citizen's Savings)
1976-77	Bob Elliott (1st, Helms Foundation/Citizen's Savings)
1987-88	Sean Elliott (Consensus) Steve Kerr (2nd, Associated Press; 3rd, NABC)
1988-89	Sean Elliott (Consensus)
1990-91	Chris Mills (HM, Associated Press) Brian Williams (HM, Associated Press)
1991-92	Chris Mills (HM, Associated Press) Sean Rooks (HM, Associated Press)
1992-93	Chris Mills (2nd, Basketball Weekly; 3rd, Basketball Times, NABC, Associated Press, UPI)
1993-94	Khalid Reeves (1st, John Wooden; 2nd, Associated Press, The Sporting News, USBWA, Basketball Weekly; 3rd, NABC) Damon Stoudamire (HM, Associated Press, Basketball Weekly, USBWA)
1994-95	Damon Stoudamire (Consensus)
1996-97	Michael Dickerson (HM, Associated Press)
1997-98	Mike Bibby (Consensus) Miles Simon (1st, Associated Press, John Wooden, The Sporting News, NABC; 2nd, Basketball Times) Michael Dickerson (3rd, Associated Press)
1998-99	Jason Terry (1st, Associated Press, The Sporting News, Basketball News; 2nd, John Wooden, NABC)
1999-2000	Jason Gardner (3rd, Basketball Times) Loren Woods (HM, Associated Press) Michael Wright (HM, Associated Press)
2000-01	Michael Wright (3rd, Associated Press, ESPN.com) Gilbert Arenas (3rd, ESPN.com; HM, Associated Press) Jason Gardner (HM, Associated Press) Loren Woods (HM, Associated Press)
2001-02	Jason Gardner (2nd, cnnsi.com, Basketball America; 3rd, Associated Press, NABC) Luke Walton (1st, John Wooden, collegehoopsinsider.com; 2nd, The Sporting News, Basketball News; 3rd, Basketball Times)
2002-03	Jason Gardner (1st, John Wooden; 2nd, Associated Press, NABC, USBWA; 3rd, foxsports.com) Luke Walton (HM, Associated Press)
2003-04	Andre Iguodala (HM, Associated Press)
2004-05	Channing Frye (2nd, Basketball Times) Salim Stoudamire (1st, John Wooden; 2nd, USBWA, Associated Press)
2007-08	Jerryd Bayless (2nd, Sports Illustrated, ESPN.com)
2008-09	Jordan Hill (3rd, The Sporting News; HM, Associated Press) Chase Budinger (HM, Associated Press)
2010-11	Derrick Williams (1st, Sports Illustrated, John R. Wooden; 2nd, USBWA, Associated Press, NBAC, The Sporting News, Basketball Times, foxsports.com)

<b>NCAA All-Final Four Team</b>	
1987-88	Sean Elliott
1996-97	Miles Simon (MOP) Mike Bibby Richard Jefferson Loren Woods
2000-01	
<b>NCAA All-Regional</b>	
1975-76	Jim Rappis (West)
1987-88	Sean Elliott (West, MOP) Steve Kerr (West) Tom Tolbert (West) Brian Williams (West)
1990-91	Brian Williams (West)
1993-94	Khalid Reeves (West, MOP) Damon Stoudamire (West)
1996-97	Miles Simon (Southeast, MOP) Mike Bibby (Southeast)
1997-98	Mike Bibby (West)
2000-01	Gilbert Arenas (Midwest, MOP) Jason Gardner (Midwest) Richard Jefferson (Midwest) Loren Woods (Midwest)
2002-03	Jason Gardner (West) Luke Walton (West)
2004-05	Hassan Adams (Chicago) Channing Frye (Chicago) Salim Stoudamire (Chicago)
2010-11	Derrick Williams (West) Jesse Perry (West)
<b>Pacific-10 Conference Player of the Year</b>	
1987-88	Sean Elliott
1988-89	Sean Elliott
1992-93	Chris Mills
1994-95	Damon Stoudamire (co)
1997-98	Mike Bibby
1998-99	Jason Terry
2010-11	Derrick Williams
<b>Pacific-10 Conference Freshman of the Year</b>	
1985-86	Sean Elliott
1996-97	Mike Bibby
1998-99	Michael Wright
2001-02	Salim Stoudamire
2006-07	Chase Budinger
2009-10	Derrick Williams
<b>All-Pac-12 Conference</b>	
2011-12	Kyle Fogg, G Solomon Hill, F Jesse Perry, F (hm)
<b>All-Pacific-10 Conference</b>	
1978-79	Larry Demic, C Joe Nehls, G (2nd) Russell Brown, G (hm)
1979-80	Joe Nehls, G
1980-81	Ron Davis, G
1981-82	Frank Smith, F (hm)
1983-84	Pete Williams, C
1984-85	Pete Williams, C Eddie Smith, F Brock Brunkhorst, G (hm)
1985-86	Steve Kerr, G
1986-87	Sean Elliott, F
1987-88	Sean Elliott, F Steve Kerr, G Anthony Cook, C
1988-89	Sean Elliott, F Anthony Cook, C
1989-90	Jud Buechler, F
1990-91	Brian Williams, F
1991-92	Chris Mills, F Sean Rooks, C
1992-93	Chris Mills, F Damon Stoudamire, G
1993-94	Khalid Reeves, G Damon Stoudamire, G
1994-95	Damon Stoudamire, G Ray Owes, F Joseph Blair, C (hm)

1995-96	Ben Davis, F/C Reggie Geary, G Miles Simon, G (hm)
1996-97	Michael Dickerson, F Mike Bibby (hm) Miles Simon (hm)
1997-98	Mike Bibby, G Michael Dickerson, F Miles Simon, G
1998-99	Jason Terry, G A.J. Bramlett, C Michael Wright, F
1999-2000	Michael Wright, F Loren Woods, C Jason Gardner, G Gilbert Arenas, G (hm)
2000-01	Gilbert Arenas, G Michael Wright, F
2001-02	Jason Gardner, G Luke Walton, F
2002-03	Jason Gardner, G Luke Walton, F
2003-04	Channing Frye, C Andre Iguodala, F Hassan Adams, F (hm) Salim Stoudamire, G (hm)
2004-05	Channing Frye, C Salim Stoudamire, G Hassan Adams, G (hm)
2005-06	Hassan Adams, G Ivan Radenovic, F (hm) Marcus Williams, F Ivan Radenovic, F (hm) Mustafa Shakur, G (hm)
2006-07	Marcus Williams, F Ivan Radenovic, F (hm) Mustafa Shakur, G (hm)
2007-08	Jerryd Bayless, G (2nd) Chase Budinger, F (3rd) Jordan Hill, F (hm)
2008-09	Chase Budinger, F (1st) Jordan Hill, F (1st) Nic Wise, G (2nd)
2009-10	Nic Wise, G (1st) Derrick Williams, F (1st)
2010-11	Derrick Williams, F (1st) Lamont Jones, G (hm)
<b>Pac-12 Conference All-Freshman</b>	
2011-12	Nick Johnson, G Josiah Turner, G (hm)
<b>Pac-12 Conference All-Defensive</b>	
2011-12	Kyle Fogg, G
<b>Pacific-10 Conference All-Freshman</b>	
1981-82	Brock Brunkhorst, G
1983-84	Michael Tait, G
1985-86	Sean Elliott, F
1988-89	Sean Rooks, C Matt Othick, G
1990-91	Khalid Reeves, G
1991-92	Damon Stoudamire, G
1994-95	Miles Simon, G (hm)
1995-96	A.J. Bramlett, F (hm) Jason Terry, G (hm)
1996-97	Mike Bibby, G
1998-99	Michael Wright, F Richard Jefferson, F Ruben Douglas, G (hm)
1999-2000	Jason Gardner, G Gilbert Arenas, G Luke Walton, F (hm)
2001-02	Salim Stoudamire, G Channing Frye, C
2002-03	Hassan Adams, G Andre Iguodala, F
2003-04	Mustafa Shakur, G Ivan Radenovic, F (hm)
2005-06	Marcus Williams, F
2006-07	Chase Budinger, F
2007-08	Jerryd Bayless, G
2008-09	Kyle Fogg, G (hm)
2009-10	Derrick Williams, F
2010-11	Jordin Mayes, G (hm)
<b>Pacific-10 Conference All-Academic</b>	
1978-79	Joe Nehls, G
1979-80	Joe Nehls, G



1981-82 Jack Magno, F  
 1985-86 Steve Kerr, G  
 1987-88 Steve Kerr, G  
 1988-89 Matt Muehlebach, G  
 1989-90 Matt Muehlebach, G  
 1990-91 Matt Muehlebach, G  
 1993-94 Kevin Flanagan, F  
 1999-2000 Josh Pastner, G (2nd)  
 2000-01 Eugene Edgersen, F  
 2003-04 Jason Ranne, G  
 Andre Iguodala, F (2nd)  
 2007-08 Bret Brielmaier, F

**Pacific-10 Conference**

**Coach of the Year**

1986 Lute Olson  
 1987 Lute Olson  
 1989 Lute Olson  
 1993 Lute Olson  
 1994 Lute Olson  
 1998 Lute Olson  
 2003 Lute Olson (co-selection)  
 2011 Sean Miller

**Pac-12 Conference**

**All-Tournament Team**

2012 Kyle Fogg  
 Solomon Hill  
 Jesse Perry

**Pacific-10 Conference**

**All-Tournament Team**

1988 Sean Elliott (MVP)  
 Tom Tolbert  
 Steve Kerr  
 1989 Sean Elliott (MVP)  
 Anthony Cook  
 Jud Buechler  
 1990 Jud Buechler (co-MVP)  
 Matt Muehlebach (co-MVP)  
 2002 Luke Walton (MOP)  
 Jason Gardner  
 Salim Stoudamire  
 2004 Hassan Adams  
 Salim Stoudamire (MOP)  
 Channing Frye  
 2011 Derrick Williams

**Pac-12 Conference**

**Hall of Honor**

2002 Sean Elliott  
 2003 Steve Kerr  
 2004 Khalid Reeves  
 2005 Pete Williams  
 2006 Damon Stoudamire  
 2007 Chris Mills  
 2008 Miles Simon  
 2009 Lute Olson  
 2010 Mike Bibby  
 2011 Michael Dickerson  
 2012 Richard Jefferson

**All-Western Athletic Conference**

1962-63 Warren Rustand, G (2nd)  
 Albert Johnson, G (2nd)  
 1963-64 Warren Rustand, G  
 Albert Johnson, F (2nd)  
 1964-65 Warren Rustand, G  
 Albert Johnson, F (2nd)  
 1965-66 Ted Pickett, G (2nd)  
 1967-68 Bill Davis, F  
 1969-70 Bill Warner, F (2nd)  
 1970-71 Bill Warner, F (2nd)  
 1971-72 Jim Huckestein, G (2nd)  
 1972-73 Coniel Norman, F  
 Eric Money, G (2nd)  
 1973-74 Coniel Norman, F  
 Al Fleming, F (2nd)  
 Eric Money, G (2nd)  
 1974-75 Al Fleming, F  
 Bob Elliott, C  
 1975-76 Al Fleming, F  
 Bob Elliott, C  
 Jim Rappis, G (2nd)  
 1976-77 Bob Elliott, F  
 Herman Harris, G  
 1977-78 Phil Taylor, C (2nd)

**Western Athletic Conference**

**All-Academic**

1963-64 Warren Rustand, G  
 1964-65 Warren Rustand, G  
 1965-66 Mike Aboud, G  
 1966-67 Mike Aboud, G  
 1968-69 John Harbour, F  
 1973-74 Jim Rappis, G  
 1974-75 Bob Elliott, F  
 1975-76 Bob Elliott, F  
 Jim Rappis, G  
 1976-77 Bob Elliott, F

**All-Border Conference**

1933-34 Vince Byrne, F  
 Gene Filbrun, G  
 George Johnson, G  
 1934-35 Walter Scholtzhauer, F  
 Ralph Winters, C (2nd)  
 1935-36 Lorry DiGrazia, F  
 Morion Coltrin, G  
 Elmer Vickers, G (2nd)  
 1936-37 Lory DiGrazia, F (2nd)  
 Marion Coltrin, G (2nd)  
 1937-38 Lorry DiGrazia, F (2nd)  
 Marion Coltrin, G (2nd)  
 1937-38 Lorry DiGrazia, F (2nd)  
 Tom Greenfield, C (2nd)  
 1938-39 Carl Berra, G (2nd)  
 1939-40 Wilmer Harper, F (2nd)  
 Carl Berra, F (2nd)  
 George Jordan, C (2nd)  
 Stewart Udall, G (2nd)  
 1940-41 Wilmer Harper, F (2nd)  
 Vince Cullen, F (2nd)  
 Don Gatchel, G (2nd)  
 1941-42 Bob Ruman, F (2nd)  
 1942-43 Vince Cullem, F  
 Bob Ruman, F (2nd)  
 Merv Borodkin, G (2nd)  
 1945-46 Link Richmond, F  
 Fred Enke, F  
 Tim Ballantyne, C  
 Marv Borodkin, G (2nd)  
 George Genung, G (2nd)  
 1946-47 Link Richmond, F  
 Fred Enke, G  
 Junior Crum, C (2nd)  
 Marv Borodkin, G (2nd)  
 1947-48 Morris Udall, F  
 Fred Enke, G  
 Bill Mann, G (2nd)  
 1948-49 Leon Blevins, F  
 Hillard Crum, C (2nd)  
 1949-50 Leon Blevins, F  
 Roger Johnson, G  
 Bob Honea, F (2nd)  
 Leo Johnson, G (2nd)  
 1950-51 Bob Honea, F  
 Roger Johnson, G  
 Leo Johnson, G  
 Dave Schuff, F (2nd)  
 1951-52 Roger Johnson, G (1st)  
 Bill Kemmeries, F (2nd)  
 1953-54 Hadie Redd, F (2nd)  
 John Bruner, C (2nd)  
 1954-55 Hadie Redd, F (2nd)  
 1955-56 Ed Nymeyer, F (2nd)  
 1956-57 Bob Mueller, F  
 Ed Nymeyer, F (2nd)  
 1957-58 Ed Nymeyer, F (2nd)  
 1958-59 Ernie McCray, C (2nd)  
 1959-60 Ernie McCray, C  
 Jon Conner, G (2nd)  
 1960-61 Joe Skaisgir, F (2nd)  
**All-Coast**  
 1949-50 Leon Blevins (UPI)  
 1978-79 Joe Nehls (UPI)  
 1978-79 Joe Nehls (BB News)  
**All-District 6 (Colliers)**  
 1948-49 Leon Blevins  
 1949-50 Leon Blevins  
 1950-51 Roger Johnson  
 1951-52 Roger Johnson

**USBWA All-District 7**

1961-62 Joe Skaisgir  
 1971-72 Jim Huckestein  
 1972-73 Coniel Norman  
 1973-74 Coniel Norman  
 1974-75 Al Fleming  
 Bob Elliott  
 1975-76 Al Fleming  
 Bob Elliott  
 1976-77 Bob Elliott  
 Herman Harris

**USBWA All-District 8**

1978-79 Larry Demic  
 Joe Nehls  
 1985-86 Steve Kerr  
 1986-87 Sean Elliott  
 1987-88 Sean Elliott (POY)  
 Steve Kerr  
 Lute Olson (COY)  
 1988-89 Sean Elliott (POY)  
 Anthony Cook  
 1989-90 Jud Buechler  
 1990-91 Brian Williams  
 Chris Mills  
 1991-92 Chris Mills  
 Sean Rooks  
 1992-93 Chris Mills (POY)  
 Damon Stoudamire  
 Lute Olson (COY)  
 1993-94 Khalid Reeves  
 Damon Stoudamire  
 1994-95 Ray Owes  
 Damon Stoudamire  
 1996-97 Michael Dickerson

**USBWA All-District 9**

1999-2000 Michael Wright  
 Loren Woods  
 2001-02 Jason Gardner  
 Luke Walton  
 2002-03 Jason Gardner (POY)  
 Channing Frye  
 2003-04 Andre Iguodala  
 Salim Stoudamire (POY)  
 Channing Frye  
 2004-05 Hassan Adams  
 Marcus Williams  
 2006-07 Jerryd Bayless  
 Chase Budinger  
 Jordan Hill  
 2010-11 Derrick Williams  
 2011-12 Kyle Fogg

**NABC All-District**

1951-52 Roger Johnson  
 1952-53 Bill Kemmeries (hm)  
 1953-54 Hadie Redd  
 1954-55 Hadie Redd  
 1959-60 Ernie McCray (3rd)  
 1961-62 Joe Skaisgir (3rd)  
 1963-64 Albert Johnson (3rd)  
 Warren Rustand (3rd)  
 1964-65 Warren Rustand  
 Albert Johnson (2nd)  
 1965-66 Ted Pickett (3rd)  
 Bob Spahn (3rd)  
 1967-68 Bill Davis (2nd)  
 1968-69 Mickey Foster  
 Tom Lee (3rd)  
 1970-71 Bill Warner (2nd)  
 1971-72 Jim Huckestein  
 1972-73 Coniel Norman  
 Eric Money (2nd)  
 1973-74 Coniel Norman  
 Eric Money (2nd)  
 1974-75 Al Fleming  
 Bob Elliott  
 1975-76 Al Fleming  
 Bob Elliott  
 1976-77 Bob Elliott  
 Herman Harris  
 Phil Taylor (3rd)  
 1977-78 Phil Taylor (3rd)  
 1978-79 Joe Nehls  
 Larry Demic (2nd)

1979-80 Russell Brown (2nd)  
 Joe Nehls (2nd)  
 1980-81 Ron Davis (2nd)  
 1981-82 Frank Smith (2nd)  
 1984-85 Pete Williams  
 Eddie Smith (2nd)  
 1985-86 Steve Kerr (2nd)

**NABC All-District 15**

1986-87 Sean Elliott  
 1987-88 Sean Elliott  
 Steve Kerr (2nd)  
 1988-89 Sean Elliott  
 Anthony Cook  
 Lute Olson (COY)  
 1989-90 Jud Buechler (2nd)  
 1990-91 Brian Williams (2nd)  
 Chris Mills (2nd)  
 1991-92 Chris Mills  
 Sean Rooks (2nd)  
 1992-93 Chris Mills  
 Damon Stoudamire (2nd)  
 Lute Olson (COY)  
 1993-94 Khalid Reeves  
 Damon Stoudamire  
 1994-95 Damon Stoudamire  
 Ray Owes (2nd)  
 1995-96 Ben Davis (2nd)  
 Reggie Geary (2nd)  
 Miles Simon (2nd)  
 1996-97 Michael Dickerson  
 1997-98 Mike Bibby  
 Michael Dickerson  
 Miles Simon  
 1998-99 Jason Terry  
 A.J. Bramlett (2nd)  
 1999-2000 Michael Wright  
 Loren Woods (2nd)  
 Jason Gardner (2nd)  
 2000-01 Gilbert Arenas  
 Loren Woods (2nd)  
 Michael Wright (2nd)  
 2001-02 Jason Gardner (1st)  
 Luke Walton (1st)  
 2002-03 Jason Gardner (1st)  
 Luke Walton (1st)  
 2003-04 Hassan Adams (1st)  
 Channing Frye (1st)  
 Andre Iguodala (2nd)  
 Salim Stoudamire (2nd)  
 2004-05 Salim Stoudamire (1st)  
 Channing Frye (1st)  
 Hassan Adams (2nd)  
 2006-07 Marcus Williams  
 Ivan Radenovic  
 Chase Budinger  
 2007-08 Jerryd Bayless (1st)  
 Chase Budinger (2nd)  
 2008-09 Jordan Hill (1st)  
 Chase Budinger (2nd)  
 2009-10 Nic Wise (1st)  
 Derrick Williams (2nd)  
 2010-11 Derrick Williams (1st)  
 2011-12 Solomon Hill (1st)

**All-Far West (Basketball Weekly)**

1992-93 Ed Stokes  
 Khalid Reeves (hm)  
 Damon Stoudamire (hm)  
 1993-94 Khalid Reeves  
 Ray Owes (hm)  
 Damon Stoudamire (hm)

**All-West Region (Basketball Times)**

1993-94 Khalid Reeves  
 Damon Stoudamire

**Basketball Times All-Rockies Region**

2001-02 Jason Gardner  
 2002-03 Jason Gardner  
 2003-04 Hassan Adams  
 2004-05 Salim Stoudamire  
 Channing Frye  
 2006-07 Marcus Williams

**NCAA Post-Graduate Scholarship**

1991 Matt Muehlebach



**Academic All-America (CoSIDA)**  
 1964-65 Warren Rustand, G (2nd)  
 1974-75 Bob Elliott, F (2nd)  
 1975-76 Bob Elliott, F  
 1976-77 Bob Elliott, F  
 1990-91 Matt Muehlebach, G (2nd)

**GTE/CoSIDA Academic All-America Hall of Fame**  
 1995 Bob Elliott

**N4A Wilma Rudolph Award**  
 2012 Kevin Parron

**WAC Scholar-Athlete Award**  
 1965 Warren Rustand  
 1966 Mike Aboud  
 1977 Bob Elliott

**USBWA District 9 Coach of the Year**  
 1999-2000 Lute Olson

**NABC District 20 Coach of the Year**  
 2010-11 Sean Miller

**John R. Wooden "Legends of Coaching" Award**  
 2000-01 Lute Olson

**Clair Bee Coach of the Year Award**  
 2000-01 Lute Olson

**cnnsi.com National Coach of the Year**  
 2001-02 Lute Olson

**National Sports Festival**  
 1985 Joe Turner  
 1986 Anthony Cook, Brian David  
 1987 Sean Rooks  
 Mark Georgeson  
 1991 Damon Stoudamire  
 1993 Joseph Blair

**World University Games**  
 1987 Sean Elliott  
 1993 Damon Stoudamire

**U.S. Olympic Trials**  
 1976 Bob Elliott  
 1988 Sean Elliott  
 Steve Kerr  
 Tom Tolbert  
 Anthony Cook

**USA Basketball Senior National Team**  
 2003 Mike Bibby  
 Richard Jefferson  
 2004 Richard Jefferson (bronze)  
 2010 Andre Iguodala  
 2012 Andre Iguodala (gold)

**USA Basketball World Championship Team**  
 1986 Lute Olson (coach)  
 Sean Elliott  
 Steve Kerr  
 2010 Andre Iguodala

**FIBA/AAU Extraordinary Worldwide Championship of Basketball for Males**  
 1966 Warren Rustand

**Olympic Games/FIBA World Championship Appearances**  
 2004 Robertas Javtokas (LTU)  
 2008 Robertas Javtokas (LTU)  
 2010 Robertas Javtokas (LTU)

**All-Star Games**  
**NABC East-West Game**  
 1965 Warren Rustand  
 1976 Al Fleming  
 1977 Herman Harris  
 1979 Larry Demic  
 1990 Jud Buechler

**Aloha Classic**  
 1976 Al Fleming  
 1977 Herman Harris  
 1979 Larry Demic  
 1980 Joe Nehls

**Pizza Hut East-West**  
 1979 Larry Demic

**A.I.A. vs. College All-Stars**  
 1979 Larry Demic  
 1980 Joe Nehls

**Harlem Globetrotters vs. College All-Stars**  
 1951 Leo Johnson

**Orlando Classic**  
 1988 Tom Tolbert  
 1989 Anthony Cook  
 1990 Jud Buechler  
 1992 Sean Rooks

**Portsmouth Invitational**  
 1991 Matt Muehlebach  
 1992 Matt Othick  
 2003 Rick Anderson  
 2010 Nic Wise  
 2012 Kyle Fogg

**Cactus Classic**  
 1993 Ed Stokes  
 1994 Khalid Reeves

Arizona in the Professional Draft

Player	Round/ Selection	Year	Team
Morris Udall		1948	Denver Nuggets (NBL)
Lincoln Richmond		1948	Ft. Wayne Pistons
Leon Blevins	7/79	1950	Indianapolis Olympians
Leo Johnson	5/44	1951	Ft. Wayne Pistons
Roger Johnson		1952	Milwaukee Hawks
Ernie McCray	17/95	1960	Cincinnati Royals
Warren Rustand	4/31	1965	San Francisco Warriors
Bill Davis	12/160	1968	Phoenix Suns
Michael Foster		1970	Indiana Pacers (ABA)
Tom Lee	9/147	1971	Philadelphia 76ers
Eddie Myers	10/160	1971	Baltimore Bullets
		1971	Miami Floridians (ABA)
Bill Warner	11/170	1971	Buffalo Braves
		1971	New York Nets (ABA)
Bruce Anderson	7/101	1972	Detroit Pistons
Eric Money	2/33	1974	Detroit Pistons
		1974	Denver Nuggets (ABA)
Coniel Norman	3/37	1974	Philadelphia 76ers
		1974	Denver Nuggets (ABA)
Al Fleming	2/30	1976	Phoenix Suns
James Rappis	5/77	1976	Milwaukee Bucks
Bob Elliott	2/42	1977	Philadelphia 76ers
Herman Harris	2/43	1977	Philadelphia 76ers
Jerome Gladney	8/164	1977	San Antonio Spurs
Phil Taylor	10/198	1978	Denver Nuggets
Larry Demic	1/9	1979	New York Knicks
Joe Nehls	7/152	1980	Houston Rockets
Ron Davis	4/79	1981	Washington Bullets
Robbie Dosty	6/148	1981	Golden State Warriors
Frank Smith	8/177	1983	Portland Trailblazers
*Leon Wood	1/10	1984	Philadelphia 76ers
Pete Williams	4/89	1985	Denver Nuggets
Eddie Smith	7/158	1985	Denver Nuggets
Tom Tolbert	2/34	1988	Charlotte Hornets
Steve Kerr	2/50	1988	Phoenix Suns
Sean Elliott	1/3	1989	San Antonio Spurs
Anthony Cook	1/24	1989	Phoenix Suns
Jud Buechler	2/38	1990	Seattle SuperSonics
Brian Williams	1/10	1991	Orlando Magic
Sean Rooks	2/30	1992	Dallas Mavericks
Chris Mills	1/22	1993	Cleveland Cavaliers
Ed Stokes	2/35	1993	Miami Heat
Khalid Reeves	1/12	1994	Miami Heat
Damon Stoudamire	1/7	1995	Toronto Raptors
Joseph Blair	2/35	1996	Seattle SuperSonics
Ben Davis	2/43	1996	Phoenix Suns
Reggie Geary	2/56	1996	Cleveland Cavaliers
Mike Bibby	1/2	1998	Vancouver Grizzlies
Michael Dickerson	1/14	1998	Houston Rockets
Miles Simon	2/42	1998	Orlando Magic
Jason Terry	1/10	1999	Atlanta Hawks
A.J. Bramlett	2/39	1999	Cleveland Cavaliers
Richard Jefferson	1/13	2001	Houston Rockets
Gilbert Arenas	2/31	2001	Golden State Warriors
Michael Wright	2/39	2001	New York Knicks
Loren Woods	2/46	2001	Minnesota Timberwolves
*Robertas Javtokas	2/56	2001	San Antonio Spurs
Luke Walton	2/32	2003	Los Angeles Lakers
Andre Iguodala	1/9	2004	Philadelphia 76ers
Channing Frye	1/8	2005	New York Knicks
Salim Stoudamire	2/31	2005	Atlanta Hawks
Hassan Adams	2/54	2006	New Jersey Nets
Marcus Williams	2/33	2007	San Antonio Spurs
Jerryd Bayless	1/11	2008	Indiana Pacers
Jordan Hill	1/8	2009	New York Knicks
Chase Budinger	2/44	2009	Detroit Pistons
Derrick Williams	1/2	2011	Minnesota Timberwolves

\* Played at Arizona as a freshman before transferring

Arizona's First Round Draft Picks

Player	Selection	Year	Team
Larry Demic	9	1979	New York Knicks
*Leon Wood	10	1984	Philadelphia 76ers
\$Sean Elliott	3	1989	San Antonio Spurs
Anthony Cook	24	1989	Phoenix Suns
\$Brian Williams	10	1991	Orlando Magic
Chris Mills	22	1993	Cleveland Cavaliers
Khalid Reeves	12	1994	Miami Heat
\$Damon Stoudamire	7	1995	Toronto Raptors
\$Mike Bibby	2	1998	Vancouver Grizzlies
Michael Dickerson	14	1998	Houston Rockets
\$Jason Terry	10	1999	Atlanta Hawks
\$Richard Jefferson	13	2001	Houston Rockets
\$Andre Iguodala	9	2004	Philadelphia 76ers
\$Channing Frye	8	2005	New York Knicks
\$Jerryd Bayless	11	2008	Indiana Pacers
\$Jordan Hill	8	2009	New York Knicks
\$Derrick Williams	2	2011	Minnesota Timberwolves

\* Played at Arizona as a freshman before transferring.  
 \$ Lottery pick



The University of Arizona has become a fixture in the men's college basketball rankings. Over the last 25 seasons, the Wildcats have been ranked in the nation's top 25 in 346 of 422 *Associated Press* polls released in that span (82.0 percent). In fact, the Wildcats' string of 312 consecutive regular-season appearances in that span (Nov. 30, 1987-Dec. 12, 2005) is an AP poll record.

Further, until being left out of the 2001-02 preseason poll, Arizona had been ranked in the polls for six straight seasons, covering 109 consecutive ranking periods, dating back to Nov. 20, 1996.

Arizona's record in the coaches' poll is almost as impressive. Since the 1989-90 campaign, the Wildcats have been ranked in 320 of 400 polls (80.0 percent) dating back to Dec. 4, 1990. The only breaks in that streak prior to 2005-06 were the 2001-02 preseason and the 2003-04 final poll.

Arizona has been the No. 1 team in the country for 30 different polling periods, with the last coming on five consecutive occasions in the 2002-03 season. The team's initial climb to No. 1 came Dec. 21, 1987 and also happened during the 1988-89, 1990-91, 1996-97, 1997-98 and 2000-01 seasons.

### 2011-12 Week-By-Week

	AP	ESPN/ USA Today
Preseason	16	16
Nov. 14	15	16
Nov. 21	23	23
Nov. 28	NR	NR
Dec. 5	NR	NR
Dec. 12	NR	NR
Dec. 19	NR	NR
Dec. 26	NR	NR
Jan. 2	NR	NR
Jan. 9	NR	NR
Jan. 16	NR	NR
Jan. 23	NR	NR
Jan. 30	NR	NR
Feb. 6	NR	NR
Feb. 13	NR	NR
Feb. 20	NR	NR
Feb. 27	NR	NR
March 5	NR	NR
March 12	NR	NR
Final	--	NR

### 2008-09 Week-By-Week

	AP	ESPN/ USA Today
Preseason	NR	NR
Nov. 17	NR	NR
Nov. 24	NR	NR
Dec. 1	NR	NR
Dec. 8	NR	NR
Dec. 15	NR	NR
Dec. 22	NR	NR
Dec. 29	NR	NR
Jan. 5	NR	NR
Jan. 12	NR	NR
Jan. 19	NR	NR
Jan. 26	NR	NR
Feb. 2	NR	NR
Feb. 9	NR	NR
Feb. 16	NR	NR
Feb. 23	NR	NR
March 2	NR	NR
March 9	NR	NR
March 16	NR	NR
Final	--	23

### 2005-06 Week-By-Week

	AP	ESPN/ USA Today
Preseason	10	9
Nov. 21	9	8
Nov. 28	15	13
Dec. 5	24	25
Dec. 12	24	NR
Dec. 19	NR	NR
Dec. 26	NR	NR
Jan. 2	21	23
Jan. 9	24	25
Jan. 16	NR	NR
Jan. 23	NR	NR
Jan. 30	NR	NR
Feb. 6	NR	NR
Feb. 13	NR	NR
Feb. 20	NR	NR
Feb. 27	NR	NR
March 6	NR	NR
March 13	NR	NR
Final	--	NR

### 2002-03 Week-By-Week

	AP	ESPN/ USA Today
Preseason	1	1
Nov. 18	1	np
Nov. 25	1	1
Dec. 2	1	1
Dec. 9	1	1
Dec. 16	1	1
Dec. 23	4	4
Dec. 30	4	4
Jan. 6	2	2
Jan. 13	2	2
Jan. 20	1	1
Jan. 27	1	1
Feb. 3	2	2
Feb. 10	1	1
Feb. 17	1	1
Feb. 24	1	1
March 3	1	1
March 10	1	1
March 17	2	2
April 8	np	5

### 2010-11 Week-By-Week

	AP	ESPN/ USA Today
Preseason	NR	NR
Nov. 15	NR	NR
Nov. 22	NR	NR
Nov. 29	NR	NR
Dec. 6	NR	NR
Dec. 13	NR	NR
Dec. 20	NR	NR
Dec. 27	NR	NR
Jan. 3	NR	NR
Jan. 10	NR	NR
Jan. 17	NR	25
Jan. 24	NR	NR
Jan. 31	21	22
Feb. 7	15	16
Feb. 14	12	13
Feb. 21	10	10
Feb. 28	18	18
March 7	16	15
March 14	17	18
Final	--	9

### 2007-08 Week-By-Week

	AP	ESPN/ USA Today
Preseason	17	17
Nov. 12	17	17
Nov. 19	NR	NR
Nov. 26	NR	NR
Dec. 3	22	24
Dec. 10	21	22
Dec. 17	19	19
Dec. 24	17	18
Dec. 31	21	21
Jan. 7	NR	24
Jan. 14	NR	NR
Jan. 21	NR	NR
Jan. 28	NR	NR
Feb. 4	NR	NR
Feb. 11	NR	NR
Feb. 18	NR	NR
Feb. 25	NR	NR
March 3	NR	NR
March 10	NR	NR
March 17	NR	NR
Final	NR	NR

### 2004-05 Week-By-Week

	AP	ESPN/ USA Today
Preseason	10	11
Nov. 22	18	17
Nov. 29	21	20
Dec. 6	15	15
Dec. 13	15	16
Dec. 20	14	15
Dec. 27	14	14
Jan. 3	13	13
Jan. 10	17	16
Jan. 17	13	12
Jan. 24	11	11
Jan. 31	14	13
Feb. 7	12	13
Feb. 14	10	11
Feb. 21	9	8
Feb. 28	11	11
March 7	8	8
March 14	9	9
Final	--	6

### 2001-02 Week-By-Week

	AP	ESPN/ USA Today
Preseason	NR	NR
Nov. 12	np	12
Nov. 19	8	7
Nov. 26	4	3
Dec. 3	7	8
Dec. 10	6	7
Dec. 17	11	10
Dec. 24	14	16
Dec. 31	15	14
Jan. 7	20	21
Jan. 14	15	18
Jan. 21	10	12
Jan. 28	19	18
Feb. 4	11	13
Feb. 11	9	10
Feb. 18	14	16
Feb. 25	14	14
March 4	15	14
March 11	7	8
Final	np	10

### 2009-10 Week-By-Week

	AP	ESPN/ USA Today
Preseason	NR	NR
Nov. 16	NR	NR
Nov. 23	NR	NR
Nov. 30	NR	NR
Dec. 7	NR	NR
Dec. 14	NR	NR
Dec. 21	NR	NR
Dec. 28	NR	NR
Jan. 4	NR	NR
Jan. 11	NR	NR
Jan. 18	NR	NR
Jan. 25	NR	NR
Feb. 1	NR	NR
Feb. 8	NR	NR
Feb. 15	NR	NR
Feb. 22	NR	NR
March 1	NR	NR
March 8	NR	NR
March 15	NR	NR
Final	--	NR

### 2006-07 Week-By-Week

	AP	ESPN/ USA Today
Preseason	10	10
Nov. 13	15	16
Nov. 20	15	15
Nov. 27	16	16
Dec. 4	14	15
Dec. 11	10	11
Dec. 18	9	9
Dec. 26	7	7
Jan. 1	7	7
Jan. 8	10	8
Jan. 15	11	12
Jan. 22	17	19
Jan. 29	20	22
Feb. 5	24	--
Feb. 12	19	24
Feb. 19	--	--
Feb. 26	--	--
March 5	--	--
March 12	--	--
Final	np	--

### 2003-04 Week-By-Week

	AP	ESPN/ USA Today
Preseason	4	4
Nov. 17	4	np
Nov. 24	4	3
Dec. 1	7	8
Dec. 8	9	9
Dec. 15	7	5
Dec. 22	5	5
Dec. 29	4	4
Jan. 5	3	3
Jan. 12	7	8
Jan. 19	14	12
Jan. 26	9	9
Feb. 2	12	12
Feb. 9	16	15
Feb. 16	14	13
Feb. 23	17	14
March 1	22	17
March 8	21	16
March 15	22	18
Final	np	NR

### 2000-01 Week-By-Week

	AP	ESPN/ USA Today
Preseason	1	1
Nov. 13	1	np
Nov. 20	1	2
Nov. 27	5	5
Dec. 4	5	5
Dec. 11	7	6
Dec. 18	10	8
Dec. 25	12	10
Jan. 1	16	15
Jan. 8	21	20
Jan. 15	17	17
Jan. 22	12	13
Jan. 29	7	9
Feb. 5	11	10
Feb. 12	8	8
Feb. 19	8	8
Feb. 26	9	7
March 5	8	7
March 12	5	4
Final	np	2

1999-2000 Week-By-Week

	AP	ESPN/ USA Today
Preseason	9	9
Nov. 15	10	9
Nov. 22	8	9
Nov. 29	4	4
Dec. 6	2	2
Dec. 13	4	3
Dec. 20	3	2
Dec. 27	5	4
Jan. 3	5	4
Jan. 10	2	2
Jan. 17	2	2
Jan. 24	5	4
Jan. 31	9	5
Feb. 7	7	7
Feb. 14	4	4
Feb. 21	4	4
Feb. 28	3	3
March 6	9	6
March 13	4	4

1998-99 Week-By-Week

	AP	ESPN/ USA Today
Preseason	18	20
Nov. 16	12	20
Nov. 23	11	15
Nov. 30	13	13
Dec. 7	8	10
Dec. 14	18	9
Dec. 21	8	9
Dec. 28	6	7
Jan. 5	8	11
Jan. 11	7	8
Jan. 18	9	11
Jan. 25	13	12
Feb. 1	10	11
Feb. 8	10	11
Feb. 15	8	10
Feb. 22	7	9
March 1	13	11
March 8	10	10

1997-98 Week-By-Week

	AP	ESPN/ USA Today
Preseason	1	1
Nov. 17	1	1
Nov. 24	1	1
Dec. 1	4	4
Dec. 8	6	4
Dec. 15	5	5
Dec. 22	5	5
Dec. 29	8	6
Jan. 5	5	5
Jan. 12	5	5
Jan. 19	6	5
Jan. 26	6	6
Feb. 2	4	4
Feb. 9	3	4
Feb. 16	3	3
Feb. 23	2	2
March 2	2	2
March 9	4	4
Final	np	6

1996-97 Week-By-Week

	AP	ESPN/ USA Today
Preseason	19	16
Nov. 18	19	16
Nov. 25	11	10
Dec. 2	15	13
Dec. 9	8	8
Dec. 16	6	6
Dec. 23	9	13
Dec. 30	9	13
Jan. 6	7	8
Jan. 13	6	7
Jan. 20	11	11
Jan. 27	10	10
Feb. 3	14	11
Feb. 10	11	11
Feb. 17	13	12
Feb. 24	15	12
March 3	12	11
March 10	15	13
April 1	np	1

1995-96 Week-By-Week

	AP	ESPN/ USA Today
Preseason	—	25
Nov. 20	19	9
Nov. 27	4	4
Dec. 4	4	4
Dec. 11	4	4
Dec. 18	3	3
Dec. 25	9	8
Jan. 1	9	9
Jan. 8	18	16
Jan. 15	18	17
Jan. 22	13	12
Jan. 29	14	12
Feb. 5	16	15
Feb. 12	13	15
Feb. 19	13	14
Feb. 26	11	11
March 4	11	11

1994-95 Week-By-Week

	AP	ESPN/ USA Today
Preseason	5	6
Nov. 21	5	6
Nov. 28	9	8
Dec. 5	8	8
Dec. 12	8	7
Dec. 19	7	6
Dec. 26	10	9
Jan. 2	9	8
Jan. 9	13	9
Jan. 16	11	11
Jan. 23	12	10
Jan. 30	12	12
Feb. 6	9	8
Feb. 13	12	10
Feb. 20	13	9
Feb. 27	12	10
March 6	12	11
March 13	15	13
April 5	np	25

1993-94 Week-By-Week

	AP	ESPN/ USA Today
Preseason	18	20
Nov. 22	19	20
Nov. 29	19	12
Dec. 6	14	14
Dec. 13	13	12
Dec. 20	13	12
Dec. 27	12	13
Jan. 3	9	9
Jan. 10	6	6
Jan. 17	9	9
Jan. 24	13	11
Jan. 31	12	9
Feb. 7	16	15
Feb. 14	15	15
Feb. 21	9	11
Feb. 28	8	7
March 7	7	6
March 14	9	10
April 5	np	3

1992-93 Week-By-Week

	AP	USA Today/ CNN
Preseason	10	np
Nov. 23	10	10
Nov. 30	9	9
Dec. 7	14	12
Dec. 14	14	10
Dec. 21	14	12
Dec. 28	22	17
Jan. 4	20	17
Jan. 11	12	12
Jan. 18	11	12
Jan. 25	8	8
Feb. 1	8	7
Feb. 8	5	7
Feb. 15	4	6
Feb. 22	4	4
March 1	3	3
March 8	5	7
March 15	6	5
April 6	—	12

1991-92 Week-By-Week

	AP	USA Today/ CNN
Preseason	5	np
Nov. 25	3	np
Dec. 2	3	5
Dec. 9	3	3
Dec. 16	2	3
Dec. 23	6	6
Dec. 30	6	6
Jan. 6	6	6
Jan. 13	7	6
Jan. 20	11	10
Jan. 27	9	9
Feb. 3	7	8
Feb. 10	7	7
Feb. 17	5	5
Feb. 24	5	6
March 2	4	4
March 9	2	3
March 16	10	7

1990-91 Week-By-Week

	AP	UPI
Preseason	3	2
Nov. 26	2	1
Dec. 3	2	2
Dec. 10	4	4
Dec. 17	4	4
Dec. 24	4	4
Dec. 31	4	4
Jan. 7	6	6
Jan. 14	6	6
Jan. 21	5	5
Jan. 28	6	6
Feb. 4	5	5
Feb. 11	6	6
Feb. 18	9	8
Feb. 25	7	5
March 4	9	7
March 11	8	7

1989-90 Week-By-Week

	AP	UPI
Preseason	6	6
Nov. 27	2	3
Dec. 4	20	17
Dec. 12	20	—
Dec. 18	22	—
Dec. 26	21	16
Jan. 1	19	19
Jan. 8	18	19
Jan. 15	23	—
Jan. 22	19	—
Jan. 29	23	—
Feb. 5	22	—
Feb. 12	20	—
Feb. 19	21	—
Feb. 26	23	—
March 5	15	16
March 12	14	12

1988-89 Week-By-Week

	AP	UPI
Preseason	11	11
Nov. 21	10	10
Nov. 28	11	9
Dec. 5	10	10
Dec. 12	9	9
Dec. 19	9	9
Dec. 26	8	8
Jan. 2	8	7
Jan. 9	12	10
Jan. 16	9	7
Jan. 23	6	5
Jan. 30	4	3
Feb. 6	1	1
Feb. 13	2	2
Feb. 20	2	2
Feb. 27	1	1
March 6	1	1
March 13	1	1

1987-88 Week-By-Week

	AP	UPI
Preseason	17	10
Nov. 30	9	7
Dec. 7	4	2
Dec. 14	2	2
Dec. 21	1	2
Dec. 28	1	1
Jan. 4	3	4
Jan. 11	1	1
Jan. 18	1	1
Jan. 25	1	1
Feb. 1	1	1
Feb. 8	3	3
Feb. 15	3	2
Feb. 22	3	3
Feb. 29	3	3
March 7	3	3
March 14	2	2

Previous Rankings

1984-85: Feb. 26; 19th AP, 17th UPI  
 1976-77: Jan. 11; 10th AP  
 1975-76: Final poll; 15th AP, 12th UPI  
 1974-75: Jan. 7; 10th AP  
 1973-74: Dec. 25; 12th AP  
 1964-65: Feb. 2; 14th AP  
 1950-51: Final poll; 12th AP, 12th UPI  
 1949-50: Final poll; 15th AP



Since the Associated Press debuted its college basketball rankings on Jan. 20, 1949, the University of Arizona has played 296 games against nationally ranked opponents. The Wildcats have played at least one game against a ranked opponent in 61 of those 64 seasons, including the last 48 consecutive. All told, Arizona has a 128-168 (.432) mark against ranked teams with a 52-40 (.565) record at McKale Center.

Date	Rank	Opponent	Result	Location
1/29/49	10	San Francisco	L 49-56	San Francisco, Calif.
3/11/50	10	LaSalle	L 66-72	New York, N.Y.
(N.I.T.)				
12/30/50	19	West Virginia	W 68-67	Morgantown, W.Va.
1/29/51	2	Long Island	W 62-61	Tucson, Ariz.
3/13/51	13	Dayton	L 68-74	New York, N.Y.
(N.I.T.)				
3/21/51	4	Kansas State	L 59-61	Kansas City, Mo.
(NCAA Tournament, West Region, First Round)				
12/27/52	6	New York University	L 76-103	New York, N.Y.
(Madison Square Garden)				
1/5/53	9	Kansas State	L 52-78	Manhattan, Kan.
12/17/53	1	LaSalle	L 68-87	Tucson, Ariz.
12/10/54	16	Utah	L 44-77	Salt Lake City, Utah
12/11/54	16	Utah	L 68-43	Salt Lake City, Utah
12/9/55	5	Utah	L 45-119	Salt Lake City, Utah
12/10/55	5	Utah	L 63-93	Salt Lake City, Utah
12/21/55	18	Memphis State (ot)	L 92-98	Tucson, Ariz.
12/27/55	11	Louisville	L 83-103	Louisville, Ky.
12/28/56	12	Tennessee	L 66-70	Knoxville, Tenn.
12/29/56	12	Vanderbilt	L 76-107	Nashville, Tenn.
1/3/57	17	Oklahoma City	L 55-80	Oklahoma City, Okla.
2/5/58	11	Bradley	L 58-71	Tucson, Ariz.
12/27/58	14	California	L 46-90	Berkeley, Calif.
1/12/61	10	UCLA	L 68-90	Los Angeles, Calif.
12/3/62	10	Wisconsin	W 51-46	Madison, Wis.
12/22/62	6	Colorado	W 60-52	Tucson, Ariz.
2/9/63	5	Arizona State	L 54-73	Tempe, Ariz.
3/4/63	4	Arizona State	L 53-58	Tucson, Ariz.
12/1/64	15	Seattle	W 76-71	Seattle, Wash.
12/28/64	4	UCLA	L 79-99	Los Angeles, Calif.
1/28/65	8	San Francisco	W 71-56	Tucson, Ariz.
1/8/66	8	Brigham Young	L 74-87	Provo, Utah
1/31/66	10	UCLA	L 67-84	Tucson, Ariz.
2/10/66	4	Texas-El Paso (ot)	L 72-81	El Paso, Texas
2/9/67	8	Texas-El Paso	L 66-75	Tucson, Ariz.
12/22/67	2	Houston	L 76-81	Tucson, Ariz.
1/13/68	6	Utah	L 77-83	Salt Lake City, Utah
2/3/68	4	New Mexico	W 69-68	Tucson, Ariz.
2/9/68	10	New Mexico State	L 75-93	Las Cruces, N.M.
2/22/68	7	New Mexico	L 74-102	Albuquerque, N.M.
12/5/68	8	Houston	L 64-85	Houston, Texas
12/26/68	18	Purdue	L 72-98	Honolulu, Hawaii
(Rainbow Classic)				
2/8/69	18	New Mexico	L 74-79	Albuquerque, N.M.
12/1/69	4	UCLA	L 65-90	Los Angeles, Calif.
12/26/69	13	Jacksonville	L 72-104	Evansville, Ind.
(Evansville Tournament)				
1/2/70	7	New Mexico State	L 76-95	Las Cruces, N.M.
12/9/70	9	New Mexico State	L 74-76	Las Cruces, N.M.
12/29/71	6	Ohio State	L 47-90	Los Angeles, Calif.
(Bruin Classic)				
1/8/72	18	Brigham Young	L 67-88	Provo, Utah
2/11/72	10	Brigham Young	L 78-89	Tucson, Ariz.
12/7/72	17	USC	W 71-69	Tucson, Ariz.
12/23/72	17	Kansas State	L 69-85	Manhattan, Kan.
1/6/73	16	New Mexico	W 83-73	Tucson, Ariz.
2/8/73	20	New Mexico	L 73-93	Albuquerque, N.M.
12/19/73	13	Kansas State	W 74-72	Tucson, Ariz.
12/28/73	6	Marquette	L 62-76	Milwaukee, Wis.
1/11/74	8	New Mexico	W 97-89	Tucson, Ariz.
1/25/74	18	Centenary	W 97-88	Tucson, Ariz.
2/1/75	12	Arizona State	L 81-83	Tucson, Ariz.
3/8/75	8	Arizona State	L 92-107	Tempe, Ariz.
12/8/75	18	Kansas State	L 61-71	Manhattan, Kan.
12/10/75	16	UNLV	L 94-98	Las Vegas, Nev.
12/27/75	6	Cincinnati	W 71-64	Honolulu, Hawaii
(Rainbow Classic)				
3/18/76	3	UNLV (ot)	W 114-109	Los Angeles, Calif.
(NCAA Tournament, West Regional Semifinal)				

Date	Rank	Opponent	Result	Location
3/20/76	5	UCLA	L 66-82	Los Angeles, Calif.
(NCAA Tournament, West Regional Final)				
12/29/77	8	UCLA	L 63-85	Los Angeles, Calif.
2/9/78	6	New Mexico	L 85-103	Albuquerque, N.M.
12/19/78	18	UNLV	L 79-117	Las Vegas, Nev.
1/18/79	6	UCLA	W 70-69	Tucson, Ariz.
2/17/79	2	UCLA	L 86-110	Los Angeles, Calif.
1/10/80	9	Oregon State	L 72-77	Tucson, Ariz.
2/9/80	4	Oregon State	L 63-73	Corvallis, Ore.
2/23/80	18	Arizona State	L 72-78	Tempe, Ariz.
1/5/81	2	Oregon State	L 49-61	Tucson, Ariz.
1/17/81	8	UCLA	L 76-79	Tucson, Ariz.
1/24/81	7	Arizona State	L 65-83	Tempe, Ariz.
2/12/81	8	UCLA	L 76-79	Los Angeles, Calif.
2/21/81	7	Arizona State	L 65-83	Tucson, Ariz.
3/5/81	2	Oregon State	L 79-90	Corvallis, Ore.
12/3/81	18	UNLV	L 49-69	Tucson, Ariz.
12/29/81	9	Minnesota	L 62-91	Tucson, Ariz.
1/4/82	15	Oregon State	L 55-68	Corvallis, Ore.
3/5/82	4	Oregon State	L 64-92	Tucson, Ariz.
11/26/82	14	Houston	L 63-104	Houston, Texas
12/8/82	11	Tennessee	L 73-92	Knoxville, Tenn.
1/8/83	6	UCLA	L 87-92	Tucson, Ariz.
3/10/83	4	UCLA	L 58-111	Los Angeles, Calif.
12/28/83	16	Texas-El Paso (ot)	L 49-51	El Paso, Texas
(Sun Bowl Tournament)				
1/7/84	6	UCLA	L 58-61	Tucson, Ariz.
2/11/84	17	Washington	L 51-56	Seattle, Wash.
2/25/84	20	Oregon State	W 69-58	Tucson, Ariz.
1/24/85	10	Oregon State	L 55-59	Corvallis, Ore.
2/23/85	19	Oregon State	W 67-52	Tucson, Ariz.
11/30/85	16	UNLV	L 59-60	Anchorage, Alaska
(Great Alaska Shootout)				
11/21/86	5	UNLV	L 87-92	Las Vegas, Nev.
(Preseason N.I.T.)				
12/13/86	13	Georgetown	L 74-82	Landover, Md.
1/24/87	9	Illinois	L 63-82	Champaign, Ill.
2/7/87	4	Iowa	L 80-89	Tucson, Ariz.
11/28/87	9	Michigan	W 79-64	Anchorage, Alaska
(Great Alaska Shootout)				
11/30/87	1	Syracuse	W 80-69	Anchorage, Alaska
(Great Alaska Shootout)				
12/12/87	3	Iowa	W 66-59	Iowa City, Iowa
12/30/87	9	Duke	W 91-85	Tucson, Ariz.
1/30/88	13	Illinois	W 78-70	Tucson, Ariz.
3/25/88	17	Iowa	W 99-79	Seattle, Wash.
(NCAA Tournament, West Regional Semifinal)				
3/27/88	7	North Carolina	W 70-52	Seattle, Wash.
(NCAA Tournament, West Regional Final)				
4/2/88	4	Oklahoma	L 78-86	Kansas City, Mo.
(NCAA Tournament, National Semifinal)				
12/2/88	10	North Carolina	L 72-79	Charlotte, N.C.
(Tournament of Champions)				
12/3/88	17	Temple	W 68-50	Charlotte, N.C.
(Tournament of Champions)				
12/18/88	10	UNLV	W 86-75	Tucson, Ariz.
1/29/89	19	Stanford	W 72-52	Tucson, Ariz.
2/12/89	5	Oklahoma	L 80-82	Norman, Okla.
2/26/89	9	Duke	W 77-75	East Rutherford, N.J.
3/23/89	15	UNLV	L 67-68	Denver, Colo.
(NCAA Tournament, West Regional Semifinal)				
11/25/89	4	Michigan	W 82-75	Springfield, Mass.
(Hall of Fame Tip-Off Classic)				
1/13/90	19	UCLA	L 67-73	Los Angeles, Calif.
1/20/90	3	Oklahoma	W 78-74	Tucson, Ariz.
2/18/90	7	UNLV	L 87-95	Las Vegas, Nev.
2/25/90	5	Duke	L 76-78	Durham, N.C.
3/3/90	16	Oregon State	W 87-60	Tucson, Ariz.
3/18/90	23	Alabama	L 55-77	Long Beach, Calif.
(NCAA Tournament, West Region, Second Round)				
11/23/90	2	Arkansas	W 89-77	New York, N.Y.
(Preseason N.I.T.)				
12/8/90	18	Louisiana State	L 82-92	Baton Rouge, La.
1/12/91	7	UCLA	W 82-77	Tucson, Ariz.
2/10/91	14	UCLA (ot)	W 105-94	Los Angeles, Calif.
2/24/91	7	Duke (2ot)	W 103-96	Tucson, Ariz.
3/21/91	13	Seton Hall	L 77-81	Seattle, Wash.
(NCAA Tournament, West Regional Semifinal)				

Date	Rank	Opponent	Result	Location	Date	Rank	Opponent	Result	Location
12/7/91	16	Louisiana State	W 87-67	Tucson, Ariz.	1/18/98	15	New Mexico	W 89-70	Tucson, Ariz.
12/21/91	19	Arkansas	L 59-65	Fayetteville, Ark.	1/29/98	4	Stanford	W 93-75	Palo Alto, Calif.
1/11/92	2	UCLA	L 87-89	Tucson, Ariz.	2/28/98	8	Stanford	W 90-58	Tucson, Ariz.
3/12/92	8	UCLA	L 81-89	Los Angeles, Calif.	3/7/98	19	UCLA	W 91-87	Los Angeles, Calif.
1/7/93	15	UCLA	W 82-80	Los Angeles, Calif.	3/19/98	20	Maryland	W 87-79	Anaheim, Calif.
2/21/93	8	Cincinnati	W 70-60	Phoenix, Ariz.	(NCAA Tournament, West Regional Semifinal)				
(7-Up Shootout)					3/21/98	6	Utah	L 51-76	Anaheim, Calif.
12/5/93	8	Oklahoma State	W 97-84	Phoenix, Ariz.	(NCAA Tournament, West Regional Final)				
(Dial Invitational)					11/13/98	9	Tennessee	W 73-72	Albuquerque, N.M.
12/22/93	16	Boston College	W 70-65	Lahaina, Hawaii	(Black Coaches Association Classic)				
(Maui Invitational)					1/2/99	10	UCLA	L 75-82	Los Angeles, Calif.
12/23/93	5	Kentucky	L 92-93	Lahaina, Hawaii	1/16/99	16	New Mexico	L 78-79	Albuquerque, N.M.
(Maui Invitational)					1/28/99	3	Stanford	W 79-78	Tucson, Ariz.
12/30/93	7	Michigan	W 119-95	Tucson, Ariz.	2/27/99	6	Stanford	L 83-98	Palo Alto, Calif.
1/8/94	25	Marquette	W 94-80	Tucson, Ariz.	3/6/99	12	UCLA	W 87-70	Tucson, Ariz.
1/13/94	19	California (ot)	L 93-98	Tucson, Ariz.	11/26/99	11	Kentucky	W 63-51	New York, N.Y.
1/20/94	2	UCLA	L 66-74	Los Angeles, Calif.	(Preseason N.I.T.)				
2/13/94	18	California	W 96-77	Berkeley, Calif.	12/4/99	9	Texas	W 88-81	Austin, Texas
2/19/94	8	UCLA	W 98-74	Tucson, Ariz.	12/7/99	6	Connecticut	L 69-79	Chicago, Ill.
3/24/94	10	Louisville	W 82-70	Los Angeles, Calif.	(Great Eight)				
(NCAA Tournament, West Regional Semifinal)					12/11/99	4	Michigan State	W 79-68	Tucson, Ariz.
3/26/94	5	Missouri	W 92-72	Los Angeles, Calif.	1/8/00	1	Stanford	W 68-65	Palo Alto, Calif.
(NCAA Tournament, West Regional Final)					1/20/00	25	UCLA	W 76-61	Los Angeles, Calif.
4/2/94	2	Arkansas	L 82-91	Charlotte, N.C.	2/3/00	23	Oregon	W 77-71	Tucson, Ariz.
(NCAA Tournament, National Semifinal)					3/9/00	2	Stanford	W 86-81	Tucson, Ariz.
11/26/94	19	Oklahoma State	W 73-63	Anchorage, Alaska	11/22/00	8	Illinois	W 79-76	Lahaina, Hawaii
(Great Alaska Shootout)					(Maui Invitational)				
11/30/94	17	Michigan	W 78-57	Auburn Hills, Mich.	12/9/00	15	Connecticut	L 69-71	Storrs, Conn.
(Great Eight)					12/16/00	5	Illinois	L 73-81	Chicago, Ill.
12/22/94	14	Syracuse	L 84-94	Syracuse, N.Y.	1/6/01	2	Stanford	L 76-85	Tucson, Ariz.
1/12/95	20	California	W 99-86	Berkeley, Calif.	1/18/01	24	USC	W 71-58	Tucson, Ariz.
1/19/95	4	UCLA	L 61-71	Tucson, Ariz.	1/27/01	20	Texas	W 70-58	Tucson, Ariz.
1/26/95	18	Oregon	W 97-89	Eugene, Ore.	2/15/01	24	UCLA (ot)	L 77-79	Los Angeles, Calif.
2/9/95	15	Stanford	W 84-73	Tucson, Ariz.	3/8/01	1	Stanford	W 76-75	Palo Alto, Calif.
2/18/95	6	UCLA	L 70-72	Los Angeles, Calif.	3/23/01	14	Mississippi	W 66-56	San Antonio, Texas
3/11/95	18	Arizona State (2ot)	L 98-103	Tucson, Ariz.	(NCAA Tournament, Midwest Regional Semifinal)				
11/17/95	16	Arkansas	W 83-73	Fayetteville, Ark.	3/25/01	4	Illinois	W 87-81	San Antonio, Texas
11/22/95	16	Michigan	W 86-79	New York, N.Y.	(NCAA Tournament, Midwest Regional Final)				
(Preseason N.I.T.)					3/31/01	3	Michigan State	W 80-61	Minneapolis, Minn.
11/24/95	5	Georgetown	W 91-81	New York, N.Y.	(NCAA Tournament, National Semifinal)				
(Preseason N.I.T.)					4/2/01	1	Duke	L 72-82	Minneapolis, Minn.
12/23/95	13	Syracuse	L 70-79	Tucson, Ariz.	(NCAA Tournament, National Championship)				
1/20/96	13	UCLA	W 88-79	Tucson, Ariz.	11/8/01	2	Maryland	W 71-67	New York, N.Y.
2/11/96	5	Cincinnati	W 79-76	Phoenix, Ariz.	(Coaches vs. Cancer IKON Classic)				
(7-Up Shootout)					11/9/01	5	Florida	W 75-71	New York, N.Y.
2/15/96	18	UCLA	L 75-76	Los Angeles, Calif.	(Coaches vs. Cancer IKON Classic)				
3/17/96	21	Iowa	W 87-73	Tempe, Ariz.	11/17/01	23	Texas	W 88-74	Austin, Texas
(NCAA Tournament, West Region, Second Round)					12/1/01	8	Kansas	L 97-105	Tucson, Ariz.
3/22/96	6	Kansas	L 80-83	Denver, Colo.	12/4/01	5	Illinois	W 87-82	Phoenix, Ariz.
(NCAA Tournament, West Regional Semifinal)					(Southwest Showdown)				
11/22/96	7	North Carolina	W 83-72	Springfield, Mass.	12/15/01	23	Michigan State	L 60-74	East Lansing, Mich.
(Hall of Fame Tip-Off Classic)					1/17/02	18	USC	W 97-80	Tucson, Ariz.
11/30/96	19	New Mexico	L 77-84	Albuquerque, N.M.	1/19/02	9	UCLA	W 96-86	Tucson, Ariz.
12/7/96	3	Utah	W 69-61	Anaheim, Calif.	1/26/02	25	Connecticut (ot)	L 98-101	Tucson, Ariz.
(Wooden Classic)					2/2/02	18	Stanford	W 88-82	Palo Alto, Calif.
12/9/96	18	Texas	W 83-78	Tucson, Ariz.	2/14/02	20	UCLA	L 76-77	Los Angeles, Calif.
12/21/96	4	Michigan (ot)	L 71-73	Ann Arbor, Mich.	2/16/02	25	USC	L 89-94	Los Angeles, Calif.
1/4/97	21	Stanford	W 76-75	Tucson, Ariz.	2/28/02	17	Stanford	L 71-76	Tucson, Ariz.
2/4/97	21	Tulane	W 81-62	Phoenix, Ariz.	3/2/02	21	California	W 99-53	Tucson, Ariz.
(7-Up Shootout)					3/8/02	25	California	W 90-78	Los Angeles, Calif.
2/13/97	24	UCLA	L 64-66	Tucson, Ariz.	(Pac-10 Tournament Semifinal)				
3/6/97	23	Stanford	L 80-81	Palo Alto, Calif.	3/9/02	22	USC	W 81-71	Los Angeles, Calif.
3/15/97	16	Coll. of Charleston	W 73-69	Memphis, Tenn.	(Pac-10 Tournament Championship)				
(NCAA Tournament, Southeast Region, Second Round)					3/21/02	3	Oklahoma	L 67-88	San Jose, Calif.
3/21/97	1	Kansas	W 85-82	Birmingham, Ala.	(NCAA Tournament, West Regional Semifinal)				
(NCAA Tournament, Southeast Regional Semifinal)					11/23/02	19	Western Kentucky	W 107-68	Tucson, Ariz.
3/29/97	4	North Carolina	W 66-58	Indianapolis, Ind.	12/15/02	8	Texas	W 73-70	Tucson, Ariz.
(NCAA Tournament, National Semifinal)					1/2/03	9	Oregon	W 81-72	Eugene, Ore.
3/31/97	5	Kentucky (ot)	W 84-79	Indianapolis, Ind.	1/25/03	6	Kansas	W 91-74	Lawrence, Kan.
(NCAA Tournament, National Championship)					2/1/03	20	California	W 95-80	Tucson, Ariz.
11/25/97	8	Kentucky	W 89-74	Lahaina, Hawaii	2/27/03	23	California	W 88-75	Berkeley, Calif.
(Maui Invitational)					3/1/03	19	Stanford	W 72-69	Palo Alto, Calif.
11/26/97	3	Duke	L 89-95	Lahaina, Hawaii	3/27/03	22	Notre Dame	W 88-71	Anaheim, Calif.
(Maui Invitational)					(NCAA Tournament, West Regional Semifinal)				
12/2/97	2	Kansas	L 87-90	Chicago, Ill.	3/29/03	6	Kansas	L 75-78	Anaheim, Calif.
(Great Eight)					(NCAA Tournament, West Regional Final)				
12/23/97	17	Florida State	L 79-84	Tallahassee, Fla.	11/28/03	8	Florida	L 77-78	Springfield, Mass.
1/3/98	9	UCLA	W 87-75	Tucson, Ariz.	(MassMutual Tip-Off Classic)				



Date	Rank	Opponent	Result	Location
12/9/03	6	Texas	W 91-83	New York, N.Y.
(Jimmy V Classic)				
12/13/03	22	Marquette	W 85-75	Tucson, Ariz.
1/10/04	4	Stanford	L 72-82	Tucson, Ariz.
2/7/04	2	Stanford	L 77-80	Palo Alto, Calif.
11/26/04	1	Wake Forest	L 60-63	New York, N.Y.
(Preseason N.I.T. Championship)				
12/5/04	15	Mississippi State	W 68-64	Anaheim, Calif.
(John R. Wooden Classic)				
12/18/04	25	Marquette	W 48-43	Milwaukee, Wis.
1/27/05	10	Washington	W 91-82	Tucson, Ariz.
2/26/05	14	Washington	L 85-93	Seattle, Wash.
3/12/05	14	Washington	L 72-81	Los Angeles, Calif.
(Pacific Life Pac-10 Tournament Championship)				
3/24/05	6	Oklahoma State	W 79-78	Rosemont, Ill.
(NCAA Tournament, Chicago Regional Semifinal)				
3/26/05	1	Illinois	L 89-90 (ot)	Rosemont, Ill.
(NCAA Tournament, Chicago Regional Final)				
11/22/05	3	Connecticut	L 70-79	Lahaina, Hawaii
(EA Sports Maui Invitational Semifinal)				
11/23/05	12	Michigan State	L 71-74 (ot)	Lahaina, Hawaii
(EA Sports Maui Invitational Consolation)				
12/31/05	7	Washington	W 96-95 (2ot)	Seattle, Wash.
1/5/06	17	UCLA	L 79-85	Tucson, Ariz.
1/28/06	25	North Carolina	L 69-86	Chapel Hill, N.C.
2/4/06	14	UCLA	L 73-84	Los Angeles, Calif.
3/4/06	14	Washington	L 67-70	Tucson, Ariz.
3/10/06	13	UCLA	L 59-71	Los Angeles, Calif.
(Pacific Life Pac-10 Tournament Semifinal)				
3/19/06	3	Villanova	L 78-82	Philadelphia, Pa.
(NCAA Tournament, Minneapolis Region, Second Round)				
12/20/06	18	Memphis	W 79-71	Tucson, Ariz.
(Chase Fiesta Bowl Classic)				
1/4/07	24	Washington	W 96-87	Seattle, Wash.
1/14/07	15	Oregon	L 77-79	Tucson, Ariz.
1/20/07	3	UCLA	L 69-73	Los Angeles, Calif.
1/27/07	4	North Carolina	L 64-92	Tucson, Ariz.
2/1/07	18	Washington State	L 66-72	Tucson, Ariz.
2/10/07	13	Oregon	W 77-74	Eugene, Ore.
2/15/07	22	USC	L 75-80	Tucson, Ariz.
2/17/07	5	UCLA	L 66-81	Tucson, Ariz.
3/8/07	16	Oregon	L 50-69	Los Angeles, Calif.
(Pacific Life Pac-10 Tournament Quarterfinal)				
11/25/07	4	Kansas	L 72-76 (ot)	Lawrence, Kan.
12/2/07	9	Texas A&M	W 78-67	Tucson, Ariz.
12/29/07	2	Memphis	L 63-76	Memphis, Tenn.
1/24/08	6	Washington State	W 76-64	Tucson, Ariz.
2/2/08	5	UCLA	L 60-82	Los Angeles, Calif.
2/16/08	7	Stanford	L 66-67	Tucson, Ariz.
2/23/08	17	Washington State	W 65-55	Pullman, Wash.
3/2/08	4	UCLA	L 66-68	Tucson, Ariz.
3/13/08	11	Stanford	L 64-75	Los Angeles, Calif.
(Pacific Life Pac-10 Tournament Quarterfinal)				
12/14/08	4	Gonzaga	W 69-64	Phoenix, Ariz.
1/15/09	9	UCLA	L 60-83	Los Angeles, Calif.
1/21/09	17	Arizona State	L 47-53	Tucson, Ariz.
1/29/09	23	Washington	W 106-97	Tucson, Ariz.
2/14/09	11	UCLA	W 84-72	Tucson, Ariz.
2/22/09	14	Arizona State	L 68-70	Tempe, Ariz.
2/28/09	21	Washington	L 78-83	Seattle, Wash.
3/12/09	23	Arizona State	L 56-68	Los Angeles, Calif.
(Pacific Life Pac-10 Tournament Quarterfinal)				
3/20/09	25	Utah	W 84-71	Miami, Fla.
(2009 NCAA Tournament Midwest Region First Round)				
3/27/09	1	Louisville	L 64-103	Indianapolis, Ind.
(2009 NCAA Tournament Midwest Regional Semifinal)				
11/25/09	24	Vanderbilt	L 72-84	Lahaina, Hawaii
(2009 EA Sports Maui Invitational)				
12/2/09	24	UNLV	L 72-74 (2ot)	Tucson, Ariz.
1/10/10	24	Washington	W 87-70	Tucson, Ariz.
11/27/10	6	Kansas	L 79-87	Las Vegas, Nev.
(iBN Sports Las Vegas Invitational)				
12/11/10	18	BYU	L 65-87	Salt Lake City, Utah
1/20/11	20	Washington	L 68-85	Seattle, Wash.
3/20/11	8	Texas	W 70-69	Tulsa, Okla.
(2011 NCAA Tournament West Region Third Round)				
3/24/11	3	Duke	W 93-77	Anaheim, Calif.
(2011 NCAA Tournament West Regional Semifinal)				

Date	Rank	Opponent	Result	Location
3/26/11	9	Connecticut	L 63-65	Anaheim, Calif.
(2011 NCAA Tournament West Regional Final)				
12/7/11	12	Florida	L 72-78 (ot)	Gainesville, Fla.

## Ranked Opponent Breakdown (1949-2012)

Coach	Home	Road	Neutral	Totals
Fred A. Enke	1-3	1-13	0-3	2-19
Bruce Larson	3-4	2-14	0-3	5-21
Fred Snowden	6-8	0-17	2-0	8-25
Ben Lindsey	0-1	0-3	0-0	0-4
Lute Olson	37-19	23-34	43-26	103-79
Jim Rosborough	0-1	0-0	0-0	0-1
Kevin O'Neill	2-2	1-3	0-1	3-6
Russ Pennell	2-1	0-3	2-2	4-6
Sean Miller	1-1	0-2	2-4	3-7
<b>Totals</b>	<b>52-40</b>	<b>27-89</b>	<b>49-39</b>	<b>128-168</b>

**Overall:** 128-168 (.432); **Home:** 52-40 (.565); **Road:** 27-89 (.233); **Neutral:** 49-39 (.557)

## UA vs. Each Ranking Slot

Rnk	Record	Last Met	Opponent	Result	Score
No. 1:	4-4	3/26/2005	Illinois	L	89-90 (ot)
No. 2:	4-11	12/29/2007	Memphis	L	63-76
No. 3:	7-5	3/24/2011	Duke	W	93-77
No. 4:	7-16	12/14/2008	Gonzaga	W	69-64
No. 5:	6-11	2/2/2008	UCLA	L	60-82
No. 6:	7-14	11/27/2010	Kansas	L	79-87
No. 7:	6-6	2/16/2008	Stanford	L	66-67
No. 8:	10-10	3/20/2011	Texas	W	70-69
No. 9:	9-7	3/26/2011	Connecticut	L	63-65
No. 10:	4-9	1/27/2005	Washington	W	91-82
No. 11:	2-4	2/14/2009	UCLA	W	84-72
No. 12:	1-5	12/7/2011	Florida	L	72-78 (ot)
No. 13:	4-6	2/10/2007	Oregon	W	77-74
No. 14:	2-8	2/22/2009	Arizona State	L	68-70
No. 15:	5-4	1/14/2007	Oregon	L	77-79
No. 16:	7-7	3/8/2007	Oregon	L	50-69
No. 17:	5-7	1/21/2009	Arizona State	L	47-53
No. 18:	7-13	12/11/2010	BYU	L	65-87
No. 19:	7-4	3/1/2003	Stanford	W	72-69
No. 20:	5-3	1/20/2011	Washington	L	68-85
No. 21:	4-1	2/28/2009	Washington	L	78-83
No. 22:	3-0	12/13/2003	Marquette	W	85-75
No. 23:	4-4	3/12/2009	Arizona State	L	56-68
No. 24:	2-2	1/4/2007	Washington	W	96-87
No. 25:	5-5	1/10/2010	Washington	W	87-70



Year	Coach	Captain(s)	Overall				Conference				
			W	L	T	Pts. Opp.	W	L	Place	Postseason	
1904-05	Orin A. Kates	Charles O. Brown, Jr.	1	0	1	59	51				
1905-06	Orin A. Kates	Charles O. Brown, Jr.	(Intra-Squad Games Only)								
1906-07	Unknown	Hugo E. Birkner	3	1		100	60				
1907-08	Unknown	Jose Salazar	1	2		50	67				
1908-09	Unknown	George Roberson	1	1		30	32				
1909-10	Unknown	Ernest O. Blades	2	2		103	87				
1910-11	Unknown	George Spaulding	3	0		122	88				
1911-12	Frank L. Kleeberger	James D. Sullivan	2	2		90	104				
1912-13	Raymond L. Quigley	Normal G. Hayhurst	3	2		116	115				
1913-14	Raymond L. Quigley	Ralph L. Reynolds	7	2		276	175				
1914-15	J.F. McKale	Leo F. Cloud	9	0		312	146				
1915-16	J.F. McKale	Alma P. Sessions	5	0		176	87				
1916-17	J.F. McKale	James S. Maffeo	10	2		460	246				
1917-18	J.F. McKale	Albin A. Iselin	3	2		226	143				
1918-19	J.F. McKale	J. Prugh Herndon	6	3		332	226				
1919-20	J.F. McKale	A. Louis Glonaker	9	5		436	337				
1920-21	J.F. McKale	Thomas J. Wallace	7	0		407	130				
1921-22	James H. Pierce	Bret H. Locking	10	2		399	259				
1922-23	James H. Pierce	Harold C. Tovrea	17	3		679	407				
1923-24	Basil Stanley	Harold C. Tovrea	14	3		685	350				
1924-25	Walter Davis	Marvin C. Clark	7	4		306	250				
1925-26	Fred A. Enke	Frank Brookshier	6	7		376	331				
1926-27	Fred A. Enke	Frank Brookshier	13	4		524	442				
1927-28	Fred A. Enke	George Sorenson	13	3		612	465				
1928-29	Fred A. Enke	George Sorenson	19	4		975	509				
1929-30	Fred A. Enke	Waldo Dicus/Neil Goodman	15	6		721	573				
1930-31	Fred A. Enke	Nelson/Ridgway	9	6		441	431				
1931-32	Fred A. Enke	Jack Raffety	18	2		843	375	8	2		1st
1932-33	Fred A. Enke	Edgar Crismon	19	5		960	716	7	3		1st
1933-34	Fred A. Enke	George Johnson	18	9		1039	863	9	3		2nd
1934-35	Fred A. Enke	Walter Schlotzhauer	11	8		711	712	5	7		4th
1935-36	Fred A. Enke	Elmer Vickers	16	7		852	733	11	5		1st
1936-37	Fred A. Enke	Ralph Warford	14	11		857	840	9	7		3rd
1937-38	Fred A. Enke	Walter Helm/Lorry DeGrazia	13	8		864	807	9	7		2nd
1938-39	Fred A. Enke	Dan Clarke	12	11		936	963	8	10		5th
1939-40	Fred A. Enke	Carl Berra/George Jordan	15	10		1086	1033	12	4		1st
1940-41	Fred A. Enke	Wilmer Harper	11	7		842	749	9	6		2nd
1941-42	Fred A. Enke	Bob Ruman/Vince Cullen	9	13		972	995	6	10		6th
1942-43	Fred A. Enke	George Genung	22	2		1405	931	16	2		T1st
1943-44	Fred A. Enke	George Genung	12	2		714	545	—	—		+
1944-45	Fred A. Enke	Harold Goodman	7	11		701	810	3	4		6th+
1945-46	Fred A. Enke	Marvin Borodkin	25	5		1667	1234	14	3		1st
1946-47	Fred A. Enke	Link Richmond/Morris Udall	21	3		1505	1139	14	2		1st
1947-48	Fred A. Enke	Fred W. Enke/John Padelford	19	10		1763	1566	12	4		1st
1948-49	Fred A. Enke	Hillard Crum/William Mann	17	11		1526	1441	13	3		1st
1949-50	Fred A. Enke	Leon Blevins	26	5		2027	1677	14	2		1st
1950-51	Fred A. Enke	Leo Johnson/Bob Honea	24	6		2085	1661	15	1		1st
1951-52	Fred A. Enke	Roger Johnson	11	16		1765	1858	6	8		T3rd
1952-53	Fred A. Enke	Bill Kemmeries	13	11		1757	1764	11	3		T1st
1953-54	Fred A. Enke	John Bruner	14	10		1586	1702	8	4		3rd
1954-55	Fred A. Enke	George Rountree/Eli Lazovich/Jim Brower	8	17		1691	1849	3	9		6th
1955-56	Fred A. Enke	Bill Wagner/Bill Reeves	11	15		1905	2096	6	6		5th
1956-57	Fred A. Enke	Bill Reeves	13	13		1905	1944	5	5		3rd
1957-58	Fred A. Enke	Ed Nymeyer	10	15		1661	1797	4	6		T4th
1958-59	Fred A. Enke	Dick Mower/Louis Hopkins	4	22		1643	2052	1	9		6th
1959-60	Fred A. Enke	Jon Conner/Ernie McCray	10	14		1679	1742	4	6		4th
1960-61	Fred A. Enke	Marv Dutt/Bill Weese	11	15		1916	2030	5	5		3rd
1961-62	Bruce Larson	Joe Skaisgir	12	14		1707	1708				
1962-63	Bruce Larson	Wes Flynn	13	13		1613	1609	3	7		T5th
1963-64	Bruce Larson	Warren Rustand	15	11		1754	1637	4	6		4th
1964-65	Bruce Larson	Warren Rustand	17	9		1891	1733	5	5		T2nd
1965-66	Bruce Larson	Harvey Fox/Bob Hansen/Bob Spahn	15	11		1930	1878	5	5		3rd
1966-67	Bruce Larson	Mike Abound	8	17		1693	1828	3	7		5th
1967-68	Bruce Larson	Mike Kordick/Bill Davis	11	13		1771	1794	4	6		T4th
1968-69	Bruce Larson	Jim Hansen	17	10		2107	1968	5	5		3rd
1969-70	Bruce Larson	Mickey Foster	12	14		2039	2131	8	6		4th
1970-71	Bruce Larson	Tom Lee/Lanny Mitchell	10	16		2153	2216	3	11		8th
1971-72	Bruce Larson	Bruce Anderson/Jim Huckestein	6	20		1730	1997	4	10		7th
1972-73	Fred Snowden	Lynard Harris/Tom Lawson	16	10		2110	2120	9	5		T2nd
1973-74	Fred Snowden	Ron Allen/Eric Money/Coniel Norman	19	7		2315	2130	9	5		T2nd
1974-75	Fred Snowden	Dave Burns/Steve Kanner	22	7		2380	2164	9	5		3rd
1975-76	Fred Snowden	Al Flemming/Jim Rappis	24	9		2704	2464	11	3		1st
1976-77	Fred Snowden	Bob Elliott/Herman Harris/Len Gordy	21	6		2302	2014	10	4		2nd
1977-78	Fred Snowden	Phil Taylor	15	11		2184	2066	6	8		T4th
1978-79	Fred Snowden	Larry Demic	16	11		2062	2140	10	8		T4th
1979-80	Fred Snowden	Joe Nehls	12	15		1966	2055	6	12		6th
1980-81	Fred Snowden	Russell Brown	13	14		1996	1933	8	10		T5th



Year	Coach	Captain(s)	Overall				Conference			Postseason	
			W	L	T	Pts.	Opp.	W	L		Place
1981-82	Fred Snowden	Frank Smith	9	18		1732	1913	4	14	T8th	
1982-83	Ben Lindsey	John Belobraydic	4	24		1849	2181	1	17	10th	
1983-84	Lute Olson	Pete Williams/Eddie Smith	11	17		1767	1768	8	10	8th	
1984-85	Lute Olson	Brock Brunkhorst	21	10		2123	1868	12	6	T3rd	NCAA
1985-86	Lute Olson	Steve Kerr/John Edgar	23	9		2202	1992	14	4	1st	NCAA
1986-87	Lute Olson	Bruce Fraser	18	12		2268	2064	13	5	2nd	NCAA
1987-88	Lute Olson	Steve Kerr	35	3		3234	2439	17	1	1st	NCAA (Final Four)
1988-89	Lute Olson	Sean Elliott/Anthony Cook	29	4		2788	2207	17	1	1st	NCAA
1989-90	Lute Olson	Jud Buechler	25	7		2524	2140	15	3	T1st	NCAA
1990-91	Lute Olson	Matt Muehlebach	28	7		3021	2510	14	4	1st	NCAA
1991-92	Lute Olson	Sean Rooks/Matt Othick/Wayne Womack	24	7		2629	2134	13	5	3rd	NCAA
1992-93	Lute Olson	Chris Mills	24	4		2340	1998	17	1	1st	NCAA
1993-94	Lute Olson	Kevin Flanagan/Khalid Reeves/ Damon Stoudamire	29	6		3124	2604	14	4	1st	NCAA (Final Four)
1994-95	Lute Olson	Reggie Geary/Ray Owes/Damon Stoudamire	24	7		2631	2350	14	4	2nd	NCAA
1995-96	Lute Olson	Ben Davis/Reginald Geary/ Joseph McLean/Corey Williams	27	6		2693	2372	14	4	2nd	NCAA
1996-97	Lute Olson	Michael Dickerson/Miles Simon	25	9		2850	2491	11	7	5th	NCAA (Champion)
1997-98	Lute Olson	Michael Dickerson/Miles Simon	30	5		3177	2610	17	1	1st	NCAA
1998-99 (!)	Lute Olson	Jason Terry/A.J. Bramlett	22	6		2383	2181	13	5	2nd	NCAA
1999-2000	Lute Olson	Josh Pastner/Loren Woods	27	7		2599	2284	15	3	T1st	NCAA
2000-01	Lute Olson/ Jim Rosborough	Eugene Edgerson/ Justin Wessel/Loren Woods	28	8		2926	2386	15	3	2nd	NCAA (Runner-Up)
2001-02	Lute Olson	Rick Anderson/Jason Gardner/Luke Walton	24	10		2793	2642	12	6	T2nd	NCAA
2002-03	Lute Olson	Rick Anderson/Jason Gardner/Luke Walton	28	4		2725	2262	17	1	1st	NCAA
2003-04	Lute Olson	Jason Ranne/Channing Frye	20	10		2614	2354	11	7	3rd	NCAA
2004-05	Lute Olson	Channing Frye/Salim Stoudamire	30	7		2948	2579	15	3	1st	NCAA
2005-06	Lute Olson	Mustafa Shakur/Ivan Radenovic	20	13		2433	2267	11	7	4th	NCAA
2006-07	Lute Olson	Mustafa Shakur/Ivan Radenovic	20	11		2417	2247	11	7	T3rd	NCAA
2007-08 (!!)	Kevin O'Neill	Jawann McClellan	0	14		2443	2276	0	10	7th	NCAA
2008-09	Russ Pennell	Chase Budinger/Nic Wise	21	14		2529	2421	9	9	T5th	NCAA
2009-10	Sean Miller	Nic Wise	16	15		2229	2233	10	8	4th	
2010-11	Sean Miller	Jamelle Horne	30	8		2905	2580	14	4	1st	NCAA
2011-12	Sean Miller	Alex Jacobson	23	12		2416	2196	12	6	4th	NIT

\* Arizona was a member of the Border Conference from 1931-61, the Western Athletic Conference from 1962-78, the Pacific-10 Conference from 1978-2011 and the Pac-12 Conference from 2011-present.



+ Due to travel restrictions during World War II, no official Border Conference championship was awarded in 1943-44 or 1944-45. Record listed in 1944-45 reflects a limited schedule vs. other conference members.

(!) NCAA Tournament appearance vacated due to NCAA infractions. Actual on-court record was 22-7.

(!!) Results vacated due to NCAA infractions under a previous head coach, including NCAA Tournament appearance. Actual on-court record was 19-15 overall, 8-10 in Pac-10 play.

## Career Coaching Records

Years	Name	Seasons	W	L	T	Pct.	Best Season
1904-06	Orin A. Kates	*2	1	0	1	1.000	1-0 in 1904-05
1906-11	Unknown	5	10	6		.625	3-0 in 1910-11
1911-12	Frank L. Kleeberger	1	2	2		.500	2-2 in 1911-12
1912-14	Raymond L. Quigley	2	10	4		.714	7-2 in 1913-14
1914-21	J.F. McKale	7	49	12		.803	9-0 in 1914-15
1921-23	James H. Pierce	2	27	5		.844	17-3 in 1922-23
1923-24	Basil Stanley	1	14	3		.824	14-3 in 1923-24
1924-25	Walter Davis	1	7	4		.637	7-4 in 1924-25
1925-61	Fred A. Enke	36	509	324		.611	22-2 in 1942-43
1961-72	Bruce Larson	11	136	148		.479	17-9 in 1964-65
1972-82	Fred Snowden	10	167	108		.607	24-9 in 1975-76
1982-83	Ben Lindsey	1	4	24		.143	4-24 in 1982-83
1983-2007	Lute Olson	+24	589	187		.759	35-3 in 1987-88
2000-01	Jim Rosborough	^1	3	2		.600	
2007-08	Kevin O'Neill	++1	0	14		.000	0-14 in 2007-08
2008-09	Russ Pennell	+++1	21	14		.600	21-14 in 2008-09
2009-12	Sean Miller	3	69	35		.663	30-8 in 2010-11
<b>Totals</b>		<b>108</b>	<b>1618</b>	<b>892</b>	<b>1</b>	<b>.645</b>	

\* Only intrasquad games were played in 1905-06.

^ Rosborough served as head coach for five games during the 2000-01 campaign while Olson took a leave of absence. Arizona was 28-8 overall and 15-3 in Pac-10 play that season.

+ Record reflects vacated 1999 NCAA Tournament appearance due to NCAA infractions. Actual on-court record was 589-188.

++ O'Neill served as interim head coach while Olson missed the season due to a leave of absence. Results vacated due to NCAA infractions, including NCAA Tournament appearance. Actual on-court record was 19-15.

+++ Pennell served as interim head coach following Olson's retirement in October 2008.

		G	FG-FGA	Pct.	3FG-FGA	Pct.	FT-FTA	Pct.	Reb.	Avg.	PF-D	A	TO	Blk	Stl	Pts	Avg.
2011-12	Arizona	35	795-1812	.439	258-683	.378	568-806	.705	1237	35.3	588-12	473	122	122	195	2416	69.0
	Opponents	35	799-1969	.406	170-596	.285	428-644	.665	1173	33.5	667-21	403	415	108	198	2196	62.7
2010-11	Arizona	38	969-2064	.469	296-745	.397	671-899	.746	1319	34.7	707-15	536	484	98	197	2905	76.4
	Opponents	38	940-2115	.444	175-598	.293	525-774	.678	1167	30.7	753-20	496	476	129	225	2580	67.9
2009-10	Arizona	31	745-1681	.443	194-542	.358	545-744	.733	1062	34.3	595-15	384	436	78	186	2229	71.9
	Opponents	31	787-1800	.437	180-574	.314	479-689	.695	1067	34.4	621-18	395	399	108	181	2233	72.0
2008-09	Arizona	35	897-1892	.474	212-548	.387	523-709	.738	1183	33.8	548-11	500	442	104	217	2529	72.3
	Opponents	35	889-2030	.438	291-833	.349	352-510	.690	1107	31.6	628-14	549	420	81	194	2421	69.2
2007-08	*Arizona	34	843-1765	.478	221-566	.390	536-716	.749	1052	30.9	556-8	526	414	120	189	2443	71.9
	Opponents	34	842-1910	.441	185-535	.346	407-580	.702	1104	32.5	629-12	445	430	90	174	2276	66.9
2006-07	Arizona	31	846-1770	.478	172-505	.341	553-737	.750	1158	37.4	425-8	502	429	103	186	2417	78.0
	Opponents	31	862-1956	.441	260-743	.350	263-382	.688	988	31.9	614-18	489	379	83	184	2247	72.5
2005-06	Arizona	33	909-2037	.446	142-445	.319	473-667	.709	1140	34.5	549-10	492	437	125	322	2433	73.7
	Opponents	33	815-1799	.453	206-589	.350	431-593	.727	1147	34.8	622-21	452	629	101	198	2267	68.7
2004-05	Arizona	37	1077-2255	.478	253-630	.402	541-697	.776	1453	36.8	596-7	610	548	144	296	2948	79.7
	Opponents	37	953-2195	.434	256-739	.346	417-618	.675	1324	32.7	664-20	559	606	89	254	2579	69.7
2003-04	Arizona	30	942-1938	.486	219-568	.386	511-650	.786	1177	39.2	483-11	560	448	135	206	2614	87.1
	Opponents	30	865-1961	.441	243-671	.362	381-539	.707	1055	35.2	585-12	518	463	62	216	2354	78.5
2002-03	Arizona	32	973-2111	.461	228-645	.353	551-777	.709	1374	42.9	559-2	569	468	136	274	2725	85.2
	Opponents	32	846-2078	.407	210-654	.321	360-560	.643	1169	36.5	696-25	496	534	84	201	2262	70.7
2001-02	Arizona	34	935-2039	.459	258-686	.375	665-910	.731	1286	37.8	610-16	527	478	103	207	2793	82.1
	Opponents	34	974-2230	.437	248-713	.348	446-636	.701	1268	37.3	774-23	534	460	115	211	2642	77.7
2000-01	Arizona	36	1015-2131	.476	193-544	.355	703-940	.748	1433	39.8	630-9	585	546	159	283	2926	81.3
	Opponents	36	862-2174	.397	210-688	.305	452-669	.676	1196	33.2	817-34	473	586	98	221	2386	66.3
1999-2000	Arizona	34	904-1976	.457	155-482	.322	636-871	.730	1306	38.4	496-9	537	510	192	255	2599	76.4
	Opponents	34	862-2151	.400	226-665	.340	336-484	.694	1215	35.7	741-26	473	574	96	224	2284	67.2
1998-99	Arizona	29	820-1754	.468	143-409	.350	600-845	.710	1208	41.7	522-13	419	487	93	213	2383	82.2
	Opponents	29	778-1841	.423	223-620	.360	402-593	.678	973	33.6	645-26	447	447	84	251	2181	75.2
1997-98	Arizona	35	1146-2350	.488	269-714	.377	512-860	.716	1372	39.2	578-8	677	502	113	352	3177	90.8
	Opponents	35	980-2229	.440	230-653	.352	477-801	.667	1278	36.5	697-22	525	695	114	230	2610	74.6
1996-97	Arizona	34	1015-2241	.453	222-600	.370	598-913	.655	1376	40.5	654-23	567	521	100	358	2850	83.8
	Opponents	34	918-2107	.436	198-604	.328	457-701	.652	1299	38.2	739-25	537	678	141	249	2491	73.3
1995-96	Arizona	33	873-1981	.491	222-590	.376	525-796	.660	1253	38.0	590-8	589	541	117	244	2693	81.6
	Opponents	33	843-2031	.415	215-603	.357	471-674	.699	1143	34.6	666-17	467	558	99	257	2373	71.9
1994-95	Arizona	31	948-1961	.483	245-593	.413	490-746	.657	1285	41.5	564-9	559	526	95	222	2631	84.9
	Opponents	31	857-2091	.410	220-666	.330	416-621	.670	1168	37.7	620-18	499	478	130	242	2350	75.8
1993-94	Arizona	35	1077-2208	.484	279-787	.355	629-884	.712	1453	41.5	637-12	581	481	102	285	3124	89.3
	Opponents	35	922-2260	.409	240-711	.338	456-732	.623	1349	38.5	711-19	508	567	91	213	2604	74.4
1992-93	Arizona	28	847-1734	.488	143-401	.357	503-735	.684	1208	43.1	520-8	486	445	124	193	2340	83.6
	Opponents	28	710-1776	.400	180-526	.342	398-597	.667	957	34.2	593-20	380	420	86	218	1998	71.4
1991-92	Arizona	31	967-1921	.503	181-459	.394	514-763	.674	1250	40.3	548-9	539	435	120	236	2629	84.8
	Opponents	31	773-1887	.410	182-533	.341	406-604	.672	1022	33.0	631-20	412	501	76	194	2134	68.8
1990-91	Arizona	35	1091-2121	.514	180-465	.387	659-967	.681	1422	40.6	650-14	651	551	183	278	3021	86.3
	Opponents	35	903-2272	.397	185-586	.316	519-774	.671	1244	35.5	748-28	527	519	79	252	2510	71.7
1989-90	Arizona	32	879-1754	.501	159-418	.380	607-840	.723	1205	37.7	539-13	585	457	185	196	2524	78.9
	Opponents	32	780-1990	.392	148-478	.310	432-603	.716	1107	34.6	706-32	446	444	50	193	2140	66.9
1988-89	Arizona	33	988-1910	.517	185-461	.401	627-846	.741	1204	36.5	514-7	581	456	145	281	2788	84.5
	Opponents	33	869-2018	.431	148-428	.346	321-482	.666	1072	32.5	694-26	470	545	56	194	2207	66.9
1987-88	Arizona	38	1147-2106	.545	254-526	.483	686-932	.736	1274	33.5	583-6	662	471	173	275	3234	85.1
	Opponents	38	925-2160	.428	164-455	.360	425-606	.701	1102	29.0	772-28	472	592	52	212	2439	64.2
1986-87	Arizona	30	821-1721	.477	158-398	.397	468-678	.690	1094	36.5	519-15	439	432	120	193	2268	75.6
	Opponents	30	780-1796	.434	132-365	.362	372-538	.691	1020	34.0	617-22	430	426	64	204	2064	68.8
1985-86	Arizona	32	860-1740	.494			482-686	.702	1018	31.8	478-10	451	337	119	192	2202	68.8
	Opponents	32	849-1844	.460			314-444	.707	1025	32.0	638-24	394	426	64	156	1992	62.3
1984-85	Arizona	31	815-1564	.521			493-730	.675	970	31.3	541-16	452	409	93	173	2123	68.5
	Opponents	31	736-1604	.459			396-570	.695	906	29.2	665-20	366	456	68	175	1868	60.3
1983-84	Arizona	28	696-1486	.468			375-571	.657	892	31.9	550-20	328	392	38	180	1767	63.1
	Opponents	28	678-1389	.448			412-592	.696	814	29.1	537-20	300	409	82	158	1768	63.1
1982-83	Arizona	28	741-1690	.438			367-608	.604	958	34.2	647-17	355	504	84	204	1849	66.0
	Opponents	28	821-1716	.478			539-778	.692	1165	41.6	598-13	427	509	61	201	2181	75.3
1981-82	Arizona	27	707-1496	.473			318-524	.607	863	32.0	544-23	340	457	84	170	1732	64.1
	Opponents	27	738-1518	.486			437-637	.686	928	34.4	493-12	373	414	49	189	1913	70.9
1980-81	Arizona	27	822-1661	.495			352-512	.688	869	32.2	535-7	414	373	62	212	1996	73.9
	Opponents	27	773-1580	.489			387-584	.663	944	35.0	478-10	383	424	59	172	1933	71.6
1979-80	Arizona	27	780-1719	.454			406-569	.714	906	33.6	592-12	405	331	49	178	1966	72.8
	Opponents	27	777-1540	.504			501-691	.725	1054	39.0	523-15	419	449	67	127	2055	76.1

		G	FG-FGA	Pct.	3FG-FGA	Pct.	FT-FTA	Pct.	Reb.	Avg.	PF-D	A	TO	Blk	Stl	Pts	Avg.
1978-79	Arizona	27	818-1710	.478			425-610	.697	1007	37.3	553-18	439	428	60	171	2061	76.3
	Opponents	27	863-1803	.479			414-573	.723	1018	37.7	559-21	443	419	73	137	2140	79.3
1977-78	Arizona	26	899-1827	.492			386-568	.680	1145	44.0	489-20	417	444	81	177	2184	84.0
	Opponents	26	855-1830	.467			356-510	.698	966	37.2	515-18	345	432	73	190	2066	79.5
1976-77	Arizona	27	940-1961	.479			422-634	.666	1260	46.7	462-9	380	470	83	213	2302	85.3
	Opponents	27	842-1863	.452			330-463	.713	999	37.0	560-24	—	485	—	—	2014	82.5
1975-76	Arizona	33	1101-2238	.492			502-740	.678	1599	47.2	592-19	—	563	—	—	2704	81.9
	Opponents	33	1038-2336	.444			388-559	.694	1285	38.9	652-33	—	466	—	—	2464	74.7
1974-75	Arizona	29	957-1951	.491			466-698	.668	1353	46.7	530-15	—	563	—	—	2380	82.1
	Opponents	29	914-2034	.449			336-488	.689	1145	39.5	654-38	—	457	—	—	2164	80.0
1973-74	Arizona	26	946-1884	.502			423-602	.703	1216	46.8	503-13					2315	89.0
	Opponents	26	893-1945	.459			344-489	.705	1098	42.2	533-21					2130	81.9
1972-73	Arizona	26	861-1786	.482			388-535	.725	1152	44.3	503-14	284	—	—	—	2110	81.2
	Opponents	26	895-1959	.457			330-495	.667	1149	44.2	532-22	—	—	—	—	2120	81.5
1971-72	Arizona	26	698-1638	.422			334-532	.628	1079	41.5	489-18					1730	66.5
	Opponents	26	775-1659	.455			487-669	.728	1135	45.4	420-6					1997	76.5
1970-71	Arizona	26	836-1890	.442			481-717	.670	1105	42.5	562-20					2153	82.8
	Opponents	26	834-1834	.454			548-798	.689	1098	42.2	518-19					2216	89.1
1969-70	Arizona	26	798-1839	.433			443-630	.703	1311	50.4	582-24					2039	78.4
	Opponents	26	812-1817	.437			505-743	.680	1260	48.6	530-13					2129	81.9
1968-69	Arizona	27	807-1876	.430			493-725	.680	1130	41.8	521-15					2107	78.0
	Opponents	27	762-1822	.418			444-702	.632	1050	38.9	529-17					1968	72.9
1967-68	Arizona	24	682-1558	.438			405-596	.680	1145	47.7	461-7					1771	74.6
	Opponents	24	685-1677	.408			424-617	.687	1105	46.0	361-14					1794	74.7
1966-67	Arizona	25	664-1608	.413			365-552	.662	1176	46.8	527-11					1693	67.7
	Opponents	25	719-1721	.418			390-582	.670	1149	45.1	504-22					1828	73.1
1965-66	Arizona	26	736-1739	.423			458-621	.737	1171	45.0	475-14					1930	74.2
	Opponents	26	723-1651	.438			422-646	.633	1157	44.5	475-12					1868	71.8
1964-65	Arizona	26	694-1574	.441			459-655	.701	1164	44.8	507-20					1891	72.7
	Opponents	26	641-1547	.414			451-664	.679	1035	39.8	509-18					1733	66.7
1963-64	Arizona	26	676-1626	.416			402-605	.664	1141	43.9	500-15					1759	67.7
	Opponents	26	594-1494	.398			449-635	.707	1098	42.2	485-9					1637	63.0
1962-63	Arizona	26	605-1572	.385			403-602	.669	1120	43.1	555-24					1613	62.0
	Opponents	26	558-1424	.392			493-725	.680	1144	44.0	475-19					1609	61.9
1961-62	Arizona	26	662-1757	.365			383-636	.602	1313	50.5	534-13					1707	65.7
	Opponents	26	626-1608	.389			456-697	.654	1258	48.4	491-24					1708	65.7
1960-61	Arizona	26	754-1975	.382			408-683	.597	1321	50.8	557-14					1916	73.7
	Opponents	26	766-1846	.415			517-769	.672	1507	58.0	503-14					2029	78.0
1959-60	Arizona	24	623-1663	.375			429-663	.647	1050	43.8	497-13					1679	70.0
	Opponents	24	653-1606	.407			438-677	.647	1006	42.0	487-22					1742	72.6
1958-59	Arizona	26	653-1783	.372			337-570	.591	1035	39.8	513-19					1643	63.2
	Opponents	26	791-1864	.424			470-708	.664	1123	43.2	444-10					2052	78.9
1957-58	Arizona	26	671-1608	.417			397-594	.668	961	37.0	528-18					1735	66.8
	Opponents	26	728-—	—			428-719	.595	1030	39.6	443-17					1880	72.3
1956-57	Arizona	26	700-1829	.382			505-758	.667	1059	40.7	537-29					1905	73.2
	Opponents	26	670-1847	.362			602-899	.667	1126	43.3	457-13					1942	74.6
1955-56	Arizona	26	692-1855	.378			521-770	.677	1317	50.7	541-15					1905	73.3
	Opponents	26	711-2107	.337			675-920	.734	1363	52.5	469-20					2097	80.7
1954-55	Arizona	25	596-1886	.316			497-763	.651	1069	42.8	495-25					1689	67.6
	Opponents	25	658-1802	.365			533-823	.648	1104	44.2	439-15					1849	73.9
1953-54	Arizona	24	527-1553	.339			482-724	.666	841	35.0	491-21					1536	64.0
	Opponents	24	590-1761	.335			522-730	.729	969	40.4	477-19					1702	70.9
1952-53	Arizona	27	586-1829	.320			585-938	.624	1223	45.3	621-39					1757	65.1
	Opponents	27	585-1930	.303			594-958	.620	1088	40.3	606-22					1764	65.3
1951-52	Arizona	27	652-2044	.319			458-698	.656	1083	40.1	633-24	273				1762	65.3
	Opponents	27	698-2123	.329			440-697	.631	—	—	594-20	—				1858	68.8
1950-51	Arizona	30	805-2219	.363			475-725	.655	1786	59.5	720-27	613				2085	69.5
	Opponents	30	586-1944	.301			489-800	.611	1205	40.2	613-32	349				1661	55.3
1949-50	Arizona	31	797-2243	.355			433-656	.660			613-26					2027	65.3
	Opponents	31	623-—	—			441-724	.570			570-25					2687	54.4
1948-49	Arizona	28	582-1764	.329			362-554	.653			549-23					1526	54.2
	Opponents	28	525-—	—			391-638	.613			485-23					1441	51.4
1947-48	Arizona	29	678-—	—			407-631	.645			560-32					1763	60.8
	Opponents	29	584-—	—			398-658	.605			528-23					1566	54.0
1946-47	Arizona	24	594-—	—			317-512	.619			473-19					1505	62.7
	Opponents	24	418-—	—			313-549	.570			416-17					1149	47.8



		G	FG-FGA	Pct.	3FG-FGA	Pct.	FT-FTA	Pct.	Reb.	Avg.	PF-D	A	TO	Blk	Stl	Pts	Avg.
1945-46	Arizona	30	694-				279-485	.578			498-18					1667	55.6
	Opponents	30	457-				321-605	.532			385-9					1235	41.2
1944-45	Arizona	18	272-				107-157	.594			218-9					701	38.9
	Opponents	18	338-				134-258	.519			232-5					810	45.0
1943-44	Arizona	14	292-				133-232	.573			200-15					717	51.2
	Opponents	14	217-				111-225	.493			191-15					545	38.9
1942-43	Arizona	24	594-				217-				367-18					1405	58.6
	Opponents	24	—				—	—			—					931	38.8
1941-42	Arizona	22	411-				150-	—			284-17					972	44.2
	Opponents	22	403-				189-	—			225-8					995	45.2
1940-41	Arizona	18	344-				152-254	.598			234-17					842	46.8
	Opponents	18	301-				147-289	.509			200-13					749	41.6
1939-40	Arizona	25	442-				202-	—			295-14					1086	43.4
	Opponents	25	407-				219-	—			280-14					1033	41.6
1938-39	Arizona	23	377-				182-310	.587			307-26					936	40.7
	Opponents	23	383-				197-401	.491			262-20					963	41.9
1937-38	Arizona	21	357-				150-236	.636			262-9					864	41.1
	Opponents	21	357-				171-316	.541			229-16					807	38.4
1936-37	Arizona	25	357-				143-258	.554			228-10					857	34.3
	Opponents	25	343-				155-301	.515			213-6					841	33.6
1935-36	Arizona	23	349-				154-304	.508			270-17					852	37.0
	Opponents	23	283-				167-372	.449			242-8					733	31.9
1934-35	Arizona	19	300-				111-224	.496			245-11					711	37.4
	Opponents	19	285-				140-299	.468			189-10					710	37.4
1933-34	Arizona	27	410-				239-383	.624			297-10					1059	39.2
	Opponents	27	342-				179-363	.493			304-15					863	32.0
1932-33	Arizona	24	404-				152-337	.451			219-4					960	40.0
	Opponents	24	299-				118-259	.456			249-10					716	29.8
1931-32	Arizona	20	356-				127-253	.502			193-6					839	42.0
	Opponents	20	226-				126-250	.504			209-12					578	28.0
1930-31	Arizona	15	169-				103-196	.526			137-4					441	29.4
	Opponents	15					93-157	.592			163-7					431	28.7
1929-30	Arizona	21	300-				121-213	.568			173-3					721	34.3
	Opponents	21	230-				113-202	.559			174-7					573	27.3
1928-29	Arizona	23	420-				135-248	.544			186-4					975	42.4
	Opponents	23	194-				121-227	.533			188-6					509	22.1
1927-28	Arizona	16	259-				94-205	.459			166-7					612	38.3
	Opponents	16	183-				97-215	.451			157-6					465	29.1
1926-27	Arizona	17	209-				106-199	.532			167-4					542	31.9
	Opponents	17	168-				106-209	.503			152-5					442	26.0
1925-26	Arizona	13														376	28.9
	Opponents	13														331	25.5
1924-25	Arizona	11														306	27.8
	Opponents	11														250	22.7
1923-24	Arizona	17	315-				59-				106-1					689	40.5
	Opponents	17	145-				64-				100-0					354	20.8
1922-23	Arizona	20														679	34.0
	Opponents	20														407	20.4
1921-22	Arizona	12														399	33.3
	Opponents	12														259	21.6
1920-21	Arizona	7														407	58.1
	Opponents	7														130	18.6
1919-20	Arizona	14														418	29.9
	Opponents	14														337	24.1
1918-19	Arizona	9														332	36.9
	Opponents	9														226	25.1

\* Statistics vacated due to NCAA infractions



### Field Goals Made

FG	Year	FGA	Pct.
1147	1987-88	2106	.545
1146	1997-98	2350	.488
1101	1975-76	2238	.492
1091	1990-91	2121	.514
1077	2004-05	2255	.478
1077	1993-94	2208	.484
1015	2000-01	2131	.476
1015	1996-97	2241	.453
988	1988-89	1910	.517
973	2002-03	2111	.461

### Field Goal Attempts

FGA	Year	FG	Pct.
2350	1997-98	1146	.488
2255	2004-05	1077	.478
2243	1949-50	797	.355
2241	1996-97	1015	.453
2238	1975-76	1101	.492
2219	1950-51	805	.363
2208	1993-94	1077	.484
2131	2000-01	1015	.476
2121	1990-91	1091	.514
2111	2002-03	973	.461

### Field Goal Percentage

Pct.	Year	FG	FGA
.545	1987-88	1147	2106
.521	1984-85	815	1564
.517	1988-89	988	1910
.514	1990-91	1091	2121
.503	1991-92	967	1921
.502	1973-74	946	1884
.501	1989-90	879	1754
.495	1980-81	822	1661
.494	1985-86	860	1740
.492	1977-78	899	1827



### 3-Point Field Goals

3FG	Year	3FGA	Pct.
296	2010-11	745	.397
279	1993-94	787	.355
269	1997-98	714	.377
258	2001-02	686	.376
258	2011-12	683	.378
254	1987-88	526	.483
253	2004-05	630	.402
245	1994-95	593	.413
228	2002-03	645	.353
222	1996-97	600	.370
222	1995-96	590	.376

### 3-Point Field Goal Attempts

3FGA	Year	3FG	Pct.
787	1993-94	279	.355
745	2010-11	296	.397
714	1997-98	269	.377
686	2001-02	258	.376
683	2011-12	258	.378
645	2002-03	228	.353
630	2004-05	253	.402
600	1996-97	222	.370
593	1994-95	245	.413
590	1995-96	222	.376

### 3-Point Field Goal Percentage

Pct.	Year	3FG	FGA
.483	1987-88	254	526
.413	1994-95	245	593
.402	2004-05	253	630
.401	1988-89	185	461
.397	1986-87	158	398
.397	2010-11	296	745
.394	1991-92	181	459
.390*	2007-08	221	566
.387	1990-91	180	465
.387	2008-09	212	548

### Free Throws

FT	Year	FTA	Pct.
703	2000-01	940	.748
686	1987-88	932	.736
671	2010-11	899	.746
665	2001-02	910	.731
659	1990-91	967	.681
636	1999-2000	871	.730
629	1993-94	884	.712
627	1988-89	846	.741
607	1989-90	840	.723
600	1998-99	845	.710

### Free Throw Attempts

FTA	Year	FT	Pct.
967	1990-91	659	.681
940	2000-01	703	.748
938	1952-53	585	.624
932	1987-88	686	.736
913	1996-97	598	.655
910	2001-02	665	.731
899	2010-11	671	.746
884	1993-94	629	.712
871	1999-2000	636	.730
860	1997-98	512	.716

### Free Throw Percentage

Pct.	Year	FT	FTA
.786	2003-04	511	650
.776	2004-05	541	697
.750	2006-07	553	737
.749*	2007-08	536	716
.748	2000-01	703	940
.746	2010-11	671	899
.741	1988-89	627	846
.738	2008-09	523	709
.737	1965-66	458	621
.736	1987-88	686	932

### Rebounds

Reb.	Year
1786	1950-51
1599	1975-76
1453	1993-94
1433	2000-01
1422	1990-91
1376	1996-97
1374	2002-03
1372	1997-98
1361	2004-05
1353	1974-75

### Rebounds Per Game

Avg.	Year	Games	Reb.
59.5	1950-51	30	1786
50.8	1960-61	26	1321
50.7	1955-56	26	1317
50.5	1961-62	26	1313
50.4	1969-70	26	1311
47.7	1967-68	24	1145
47.2	1975-76	33	1599
46.8	1973-74	26	1216
46.8	1966-67	25	1176
46.7	1976-77	27	1260
46.7	1974-75	29	1353

### Rebound Margin

Margin	Year	Arizona	Opponent
19.3	1950-51	1786-59.5	1205-40.2
9.7	1976-77	1260-46.7	999-37.0
8.9	1992-93	1208-43.1	957-34.2
8.3	1975-76	1599-47.2	1285-38.9
8.1	1998-99	1208-41.7	973-33.6
7.3	1991-92	1250-40.3	1022-33.0
7.2	1974-75	1353-46.7	1145-39.5
6.8	1977-78	1145-44.0	966-37.2
6.6	2000-01	1433-39.8	1196-33.2
6.4	2002-03	1374-42.9	1169-36.5

### Assists

Total	Year	GP	Avg./G
677	1997-98	35	19.3
662	1987-88	38	17.4
651	1990-91	35	18.6
613	1950-51	30	20.4
610	2004-05	37	16.5
589	1995-96	33	17.8
585	2000-01	36	16.3
585	1989-90	32	18.3
581	1993-94	35	16.6
581	1988-89	33	17.6

### Blocked Shots

Total	Year	GP	Avg./G
192	1999-2000	34	5.6
185	1989-90	32	5.8
183	1990-91	35	5.2
173	1987-88	38	4.6
159	2000-01	36	4.4
145	1988-89	33	4.4
144	2004-05	37	3.9
136	2002-03	32	4.3
135	2003-04	30	4.5
125	2005-06	33	3.8

### Steals

Total	Year	GP	Avg./G
358	1996-97	34	10.5
352	1997-98	35	10.1
322	2005-06	33	9.8
296	2004-05	37	8.0
285	1993-94	35	8.1
283	2000-01	36	7.9
281	1988-89	33	8.5
278	1990-91	35	7.9
275	1987-88	38	7.2
274	2002-03	32	8.6

### Points Scored

Pts.	Year	Games	Avg.
3234	1987-88	38	85.1
3177	1997-98	35	90.8
3124	1993-94	35	89.3
3021	1990-91	35	86.3
2948	2004-05	37	79.7
2926	2000-01	36	81.3
2905	2010-11	38	76.4
2850	1996-97	34	83.8
2793	2001-02	34	82.1
2788	1988-89	33	84.5

### Points Per Game

Avg.	Year	Games	Pts.
90.8	1997-98	35	3177
89.3	1993-94	35	3124
89.0	1973-74	26	2315
87.1	2003-04	30	2614
86.3	1990-91	35	3021
85.3	1976-77	27	2302
85.2	2002-03	32	2725
85.1	1987-88	38	3234
84.9	1994-95	31	2631
84.8	1991-92	31	2629

### Scoring Margin

Margin	Year	Arizona	Opponent
20.9	1987-88	3234-85.1	2439-64.2
20.3	1928-29	975-42.4	509-22.1
19.8	1942-43	1405-58.6	931-38.8
19.7	1923-24	689-40.5	354-20.8
17.6	1988-89	2788-84.5	2207-66.9
16.2	1997-98	3177-90.8	2610-74.6
16.0	1991-92	2629-84.8	2134-68.8
15.0	2000-01	2926-81.3	2386-66.3
14.9	1993-94	3124-89.3	2604-74.4
14.9	1946-47	1505-62.7	1149-47.8

\* Statistics vacated due to NCAA infractions

**J.F. "Pop" McKale, Head Coach, 1914-21**



Nearly every Arizona athletic accomplishment can be traced to J.F. "Pop" McKale. The longtime Director of Athletics (1914-57) was also one of the Cats' first coaches on the hardwood.

McKale was the first highly successful UA basketball coach. From 1914-21 his teams won 49 of 61 games, good for an .803 winning percentage, and posted three undefeated seasons. From the time he took over in 1914, Arizona won 21 consecutive games over three seasons. No coach with at least three years of experience in the Old Pueblo has ever surpassed McKale's .803 career winning percentage.

The centerpiece of the UA's athletic facilities was officially dedicated McKale Memorial Center on Feb. 1, 1973. Pop was also inducted as a charter member of the Arizona Sports Hall of Fame in 1976.

**1904-05**  
**Won 1, Lost 0, Tied 1**  
**Coach: Orin A. Kates**  
 Morenci YMCA W 40-32  
 Bisbee YMCA T 19-19

**1905-06**  
**No Record (Intrasquad games only)**  
**Coach: Orin A. Kates**

**1906-07**  
**Won 3, Lost 1**  
**Coach: Unknown**  
 Morenci YMCA W  
 Bisbee YMCA L  
 Unknown Opponent W  
 Unknown Opponent W

**1907-08**  
**Won 1, Lost 1**  
**Coach: Unknown**  
 Tucson Athletic Club W 28-11  
 Bisbee YMCA L 7-34

**1908-09**  
**Won 1, Lost 1**  
**Coach: Unknown**  
 Results unavailable

**1909-10**  
**Won 2, Lost 2**  
**Coach: Unknown**  
 Results unavailable

**1910-11**  
**Won 3, Lost 0**  
**Coach: Unknown**  
 Tucson H.S. W 32-19  
 Other results unavailable

**1911-12**  
**Won 2, Lost 2**  
**Coach: Frank L. Kleeberger**  
 Results unavailable

**1912-13**  
**Won 3, Lost 2**  
**Coach: Raymond L. Quigley**  
 Tucson H.S. Alumni W  
 Tucson H.S. Alumni W  
 Bisbee YMCA L  
 Bisbee YMCA L  
 F15 Douglas YMCA W

**1913-14**  
**Won 7, Lost 2**  
**Coach: Raymond L. Quigley**  
 D8 Tucson H.S. Alumni W 57-19  
 D13 Arizona State W 41-17  
 J10 at Arizona State W 13-9  
 J15 Bisbee YMCA W 31-27  
 J23 at Bisbee YMCA L 20-36  
 J24 at Douglas YMCA W 35-24  
 J31 Douglas YMCA W 37-5  
 F6 at Eastern Arizona J.C. L 19-22  
 F7 at Eastern Arizona J.C. W 23-16

**1914-15**  
**Won 9, Lost 0**  
**Coach: J.F. McKale**  
 D12 Tucson H.S. W 66-4  
 Tucson H.S. W 29-5  
 J15 Bisbee YMCA W 38-29  
 J23 at Tucson YMCA W 36-22  
 J30 Bisbee YMCA W 28-21  
 Douglas YMCA W 20-12  
 Tucson YMCA W 40-21  
 Phoenix YMCA W 18-10  
 Fifth Infantry W 35-22

**1915-16**  
**Won 5, Lost 0**  
**Coach: J.F. McKale**  
 San Francisco Native Sons W 25-17  
 Tucson H.S. W 44-16  
 Tucson YMCA W 51-12  
 Tucson YMCA W 25-12  
 Douglas YMCA W 40-32

**1916-17**  
**Won 10, Lost 2**  
**Coach: J.F. McKale**  
 Tucson H.S. W 50-9  
 Tucson H.S. W 55-11  
 Tucson YMCA W 28-16  
 Tucson YMCA W 41-20  
 J29 at Phoenix YMCA W 36-28  
 J30 at Prescott H.S. W 68-36  
 J31 at Winslow H.S. W 52-15  
 F1 at New Mexico L 19-28  
 F2 at New Mexico State W 34-25  
 F3 at El Paso Cactus L 25-36  
 F4 at Eastern Arizona J.C. W 22-14  
 F5 at Eastern Arizona J.C. W 30-8

**1917-18**  
**Won 3, Lost 2**  
**Coach: J.F. McKale**  
 F2 Bisbee YMCA W 46-27  
 F19 Tucson YMCA W 54-8  
 F23 25th Infantry W 63-15  
 F25 at Bisbee YMCA L 29-51  
 M8 El Paso YMCA L 28-42

**1918-19**  
**Won 6, Lost 3**  
**Coach: J.F. McKale**  
 J25 25th Infantry Officers W 37-14  
 F7 Tucson YMCA W 48-25  
 F10 Northern Arizona L 32-37  
 F11 Northern Arizona W 57-28  
 F14 New Mexico State W 42-35  
 F15 New Mexico State W 44-23  
 at Bisbee YMCA W 41-29  
 F27 at New Mexico State L 14-38  
 F28 at New Mexico State L 17-34

**1919-20**  
**Won 9, Lost 5**  
**Coach: J.F. McKale**  
 Tucson YMCA L 26-27  
 Bisbee YMCA L 12-40  
 F2 UTEP W 24-15  
 F3 New Mexico Tech W 36-12  
 F4 New Mexico W 40-21  
 F5 New Mexico W 51-19  
 F6 New Mexico State W 28-17  
 F7 New Mexico State L 19-43  
 Tucson YMCA\* W 44-22  
 Tucson YMCA W 46-28  
 Miami YMCA L 29-33  
 Bisbee YMCA L 18-21  
 M6 New Mexico State\* W 37-25  
 M7 New Mexico State\* W 26-14

**1920-21**  
**Won 7, Lost 0**  
**Coach: J.F. McKale**  
 J28 at Miami YMCA W 28-22  
 Bisbee YMCA W 59-17  
 Mesa YMCA W 50-12  
 at New Mexico Tech W 75-11  
 at New Mexico Tech W 74-13  
 at Douglas YMCA W 67-30  
 at Bisbee YMCA W 54-25

**1921-22#**  
**Won 10, Lost 2**  
**Coach: James H. Pierce**  
 Mesa W 45-32  
 J21 Miami YMCA W 25-18  
 at N.M. Military J.C. W 52-8  
 at N.M. Military J.C. W 24-11  
 at New Mexico W 58-22  
 at New Mexico W 25-21  
 New Mexico State (1) W 36-6  
 New Mexico State W 35-14  
 USC W 36-28  
 USC L 20-46  
 at USC W 28-27  
 at USC L 15-26

(1) at El Paso, Texas  
 # Home games played at National Guard Armory

**1922-23#**  
**Won 17, Lost 3**  
**Coach: James H. Pierce**  
 J13 Arizona State W 29-20

J20 Miami YMCA W 29-27  
 J27 at Miami YMCA L 22-29  
 J29 at Phoenix Indians W 59-25  
 J30 at Phoenix J.C. W 46-13  
 J31 at Arizona State W 31-22  
 F2 New Mexico State W 46-14  
 F3 New Mexico State W 39-22  
 F9 at Bisbee YMCA W 25-20  
 F10 Phoenix J.C. W 41-18  
 F12 New Mexico W 59-13  
 F13 New Mexico W 38-5  
 F19 at UCLA L 30-43  
 F20 at UCLA W 33-22  
 F22 at USC W 23-18  
 F23 at USC W 24-8  
 F26 UCLA L 23-30  
 F27 UCLA L 32-22  
 M2 USC W 26-20  
 M3 USC W 27-16  
 # Home games played at National Guard Armory

**1923-24#**  
**Won 14, Lost 3**  
**Coach: Basil Stanley**  
 J12 Bisbee YMCA W 44-21  
 J19 Mesa Camels W 48-15  
 J26 at Arizona State W 39-24  
 J30 at Whittier W 47-12  
 F1 California (1) L 30-38  
 F2 California (1) W 23-14  
 F5 at USC L 15-36  
 F6 at USC L 26-31  
 F16 at Phoenix J.C. W 45-15  
 F22 Whittier W 55-24  
 F23 Whittier W 31-16  
 F25 at New Mexico State W 35-26  
 F26 at New Mexico State W 39-14  
 F27 at New Mexico Tech W 64-15  
 F28 at New Mexico Tech W 77-17  
 F29 at New Mexico W 34-15  
 M1 at New Mexico W 37-21  
 (1) at Oakland, Calif.  
 # Home games played at National Guard Armory

**1924-25#**  
**Won 7, Lost 4**  
**Coach: Walter Davis**  
 J17 Bisbee YMCA W 34-17  
 J24 Arizona State W 42-16  
 J31 Olson's Swedes W 43-34  
 F2 at Arizona State W 40-17  
 F3 at Gilbert Yellow Jackets L 15-24  
 F4 at Arizona State W 17-16  
 F9 Gilbert Yellow Jackets W 36-29  
 F17 at USC L 18-25  
 F18 at USC L 10-23  
 F27 New Mexico L 30-31  
 F28 New Mexico W 21-18  
 # Home games played at National Guard Armory

**1925-26**  
**Won 6, Lost 7**  
**Coach: Fred A. Enke**  
 J13 Arizona State W 30-24  
 J16 Arizona State L 18-23  
 J23 Phoenix J.C. W 51-9  
 F1 at Arizona State L 19-25  
 F2 at Arizona State W 32-21  
 F3 at Phoenix J.C. W 47-22  
 F8 at New Mexico L 22-34  
 F9 at New Mexico L 15-40  
 F10 at New Mexico Tech W 37-24  
 F11 at New Mexico State W 39-19  
 F12 at New Mexico State L 18-22  
 F19 at USC L 20-38  
 F20 at USC (2ot) L 28-30

**1926-27**  
**Won 13, Lost 4**  
**Coach: Fred A. Enke**  
 J10 Mesa Jaycees W 41-30  
 J14 at USC L 15-44  
 J15 at USC (ot) L 21-26  
 J17 at Alhambra A.C. W 28-24  
 J18 at Whittier W 23-19  
 J21 Arizona State W 29-18  
 J22 Arizona State W 32-25  
 J31 at Arizona State W 36-29  
 F1 at Arizona State W 43-25  
 F2 at Mesa Jaycees W 49-33  
 F3 at Phoenix J.C. W 36-30  
 F11 New Mexico State W 28-23  
 F12 New Mexico State W 37-15  
 F18 New Mexico L 29-34  
 F19 New Mexico W 27-26  
 M4 Whittier L 20-23  
 M5 Whittier W 31-18

**1927-28**  
**Won 13, Lost 3**  
**Coach: Fred A. Enke**  
 J11 Tulsa Eagles W 44-32  
 J13 Arizona State W 39-32  
 J14 Arizona State W 38-24  
 J20 Eastern Arizona J.C. W 31-15

J21 Eastern Arizona J.C. L 20-23  
 J30 Arizona State L 27-47  
 J31 at Chambers (1) W 66-26  
 F1 at Arizona State W 30-23  
 F2 at Coggins (ot) (1) W 39-38  
 F10 Northern Arizona W 28-25  
 F11 Northern Arizona L 30-40  
 F21 at New Mexico W 35-30  
 F22 at New Mexico W 37-32  
 F23 at New Mexico Tech W 49-16  
 F24 at New Mexico State W 58-29  
 F25 at New Mexico State W 41-31  
 (1) at Phoenix, Ariz.

**1928-29**  
**Won 19, Lost 4**  
**Coach: Fred A. Enke**  
 D20 USC L 31-35  
 D21 USC L 34-35  
 D31 at Chandler Millers W 45-27  
 J1 at Arizona Storage (1) W 33-25  
 J2 at Ryans (2) W 41-28  
 J3 at Eastern Arizona J.C. W 35-18  
 J4 at Eastern Arizona J.C. W 39-15  
 J5 at Bisbee YMCA W 46-19  
 J11 Eastern Arizona J.C. W 46-22  
 J12 Eastern Arizona J.C. W 44-26  
 J18 Arizona State W 36-18  
 J19 Arizona State W 54-20  
 J25 New Mexico State W 63-13  
 J26 New Mexico State W 56-18  
 F4 at Arizona State W 56-22  
 F5 at Arizona State W 43-21  
 F6 Phoenix J.C. W 46-19  
 F11 Phoenix J.C. W 59-5  
 F14 at Clarkdale Indpt. W 48-17  
 F15 at Northern Arizona L 26-30  
 F16 at Northern Arizona L 18-20  
 F22 New Mexico W 40-27  
 F23 New Mexico W 36-29  
 (1) at Phoenix, Ariz.  
 (2) at Globe, Ariz.

**1929-30**  
**Won 15, Lost 6**  
**Coach: Fred A. Enke**  
 D30 Phoenix Saunders W 27-19  
 D31 at Phoenix Saunders W 40-30  
 J1 at Yuma W 52-27  
 J3 at USC L 21-35  
 J4 at USC L 26-35  
 J10 Arizona State W 50-40  
 J11 Arizona State W 54-23  
 J18 at Northern Arizona W 29-16  
 J18 at Northern Arizona W 26-18  
 J20 UTEP W 38-31  
 J21 UTEP W 31-20  
 F3 at Arizona State W 48-40  
 F4 at Arizona State L 31-34  
 F5 at Ryan's (1) W 28-16  
 F10 DePaul L 16-29  
 F14 Northern Arizona W 37-17  
 F15 Northern Arizona W 46-24  
 F21 at New Mexico L 28-32  
 F22 at New Mexico W 28-26  
 F24 at New Mexico State L 42-46  
 F25 at New Mexico State W 23-15  
 (1) at Globe, Ariz.

**1930-31**  
**Won 9, Lost 6**  
**Coach: Fred A. Enke**  
 J9 Occidental W 25-23  
 J10 Occidental L 38-39  
 J16 Tucson Sporting Goods (ot) L 30-31  
 J17 Tucson Sporting Goods (ot) W 32-28  
 J23 Arizona State L 20-28  
 J24 Arizona State W 26-24  
 F3 at Arizona State L 20-38  
 F4 at Arizona State W 28-23  
 F6 New Mexico State W 39-33  
 F7 New Mexico State L 37-40  
 F12 at Ashfork Independ. W 35-24  
 F13 at Northern Arizona W 29-25  
 F14 at Northern Arizona L 24-27  
 F20 New Mexico W 31-25  
 F21 New Mexico W 27-23



## Fred A. Enke, Head Coach, 1925-61



In a career that spanned 36 seasons, Coach Fred A. Enke was the man responsible for the early successes of Wildcat basketball. Winning more than 60 percent of his games, Enke amassed 509 wins in his tenure on the UA sidelines and still ranks as the second-winningest coach in school history.

Enke guided the Cats to the first four postseason appearances (3 N.I.T./1 NCAA) in school history and in 1950-51 competed in both the N.I.T. and NCAA postseason tournaments. He was the first coach to lead Arizona to a national ranking and two of his teams (1950, 1951)

finished the season ranked in the top 15.

Perhaps most impressively, Enke's teams dominated play in the Border Conference. Under his direction, Arizona won 12 conference championships, including a span in which the Cats won or shared seven consecutive Border Conference titles (1942-51). No Border Conference team won as many league games (231) or overall contests (398) during its membership.

Enke, inducted as a charter member of the Arizona Sports Hall of Fame in 1976, also coached the UA men's golf program from 1935-66.

### 1931-32

<b>Won 18, Lost 2</b>			
<b>Coach: Fred A. Enke</b>			
<b>Border Conference Champions</b>			
D4	UA Alumni All-Stars	W	41-25
D5	UA Alumni All-Stars	W	34-28
D11	Dixie J.C.	W	41-27
D12	Dixie J.C.	W	54-42
D19	USC	W	28-26
J5	at Occidental	W	63-27
J6	at Occidental	W	53-25
J7	at LaVerne	W	39-27
J8	at Pomona	W	39-11
J15	*Arizona State	W	39-20
J16	*Arizona State	W	50-38
F1	*at Arizona State	W	51-24
F2	*at Arizona State	W	36-26
F3	at Phoenix Ramblers	W	40-25
F12	*Northern Arizona	W	49-28
F13	*Northern Arizona	W	37-31
F19	*at New Mexico	L	28-30
F20	*at New Mexico	L	33-40
F22	*at New Mexico State	W	50-46
F23	*at New Mexico State	W	38-29
* Border Conference game (8-2, 1st)			

### 1932-33

<b>Won 19, Lost 5</b>			
<b>Coach: Fred A. Enke</b>			
<b>Border Conference Champions</b>			
D10	Levy's All-Stars	W	65-21
D11	Levy's All-Stars	W	43-29
D16	PBSW	W	40-29
D30	at Goldwater's	W	38-31
D31	at PBSW	W	28-22
J2	at Pasadena Majors	L	30-54
J3	at Whittier	W	37-28
J4	at Hancock Oil Co. (1)	L	27-37
J5	at LaVerne	W	32-31
J6	at Pomona	W	42-24
J7	at Yuma Independ.	W	92-25
J13	*Arizona State	W	32-30
J14	*Arizona State	W	30-29
J27	*New Mexico State	W	49-26
J28	*New Mexico State (ot)	L	36-38
F3	*at Arizona State	W	35-21
F4	*at Arizona State	W	21-16
F11	*at Northern Arizona	L	35-38
F12	*at Northern Arizona	L	28-31
F17	*New Mexico	W	47-25
F18	*New Mexico	W	38-29
F20	Pasadena Majors	W	41-39
F22	at Eastern Arizona J.C.	W	56-30
F23	at Eastern Arizona J.C.	W	38-33
* Border Conference game (7-3, 1st)			
(1) at Long Beach, Calif.			

### 1933-34

<b>Won 18, Lost 9</b>			
<b>Coach: Fred A. Enke</b>			
D8	Sunset Dairy	W	44-21
D9	Sunset Dairy	W	37-25
D15	Toltecas	W	50-25
D16	Phoenix All-Stars	W	63-31
D23	at El Paso All-Stars	W	63-15
D26	at Oklahoma City	W	30-25
D27	at Southwestern, Kan.	L	26-34
D29	at Drake	W	36-35
J1	at Purdue	L	23-34
J2	at Illinois Wesleyan	L	44-49
J3	at DePaul	L	24-37
J4	at Notre Dame	L	24-46
J6	at Saint Louis	L	28-40
J15	*Texas Tech	L	29-33
J16	*Texas Tech	L	27-38
J19	*Arizona State	W	33-22
J20	*Arizona State	W	34-26
F2	*at Arizona State	W	39-24
F3	*at Arizona State	W	52-26
F9	Eastern Arizona J.C.	W	51-35
F10	Eastern Arizona J.C.	W	55-33
F16	*Northern Arizona	W	34-28
F17	*Northern Arizona	W	39-27

F23	*at New Mexico	W	33-32
F24	*at New Mexico	W	36-31
F26	*at New Mexico State	L	43-45
F27	*at New Mexico State	W	84-46
* Border Conference game (9-3, 2nd)			

### 1934-35

<b>Won 11, Lost 8</b>			
<b>Coach: Fred A. Enke</b>			
D14	Whittier	W	47-29
D15	Whittier	W	29-24
J11	Occidental	W	43-32
J12	Occidental	W	36-29
J18	*Arizona State	W	36-30
J19	*Arizona State	W	40-35
J26	at New Mexico Tech	W	30-13
F1	*at Arizona State	L	33-40
F2	*at Arizona State	W	49-39
F5	*New Mexico	W	38-37
F6	*New Mexico	W	41-38
F15	*at Northern Arizona	L	42-52
F16	*at Northern Arizona	L	47-48
F22	Douglas Stars	W	55-27
F23	Douglas Stars	L	39-40
F26	*at New Mexico	L	15-38
F27	*at New Mexico	L	28-43
M1	*at Texas Tech	L	25-63
M2	*at Texas Tech	L	38-53
* Border Conference game (5-7, 4th)			

### 1935-36

<b>Won 16, Lost 7</b>			
<b>Coach: Fred A. Enke</b>			
<b>Border Conference Champions</b>			
D13	All-Stars	W	33-29
D14	All Stars	L	23-34
D30	at Coggins (1)	W	36-19
D31	at Stapley's (1)	W	47-34
J3	at Whittier	W	29-21
J4	at Whittier	W	28-19
J7	California	L	31-33
J13	*Arizona State	W	34-27
J14	*Arizona State	W	40-39
J17	*UTEP	W	54-16
J18	*UTEP	W	36-25
J28	*at New Mexico State	L	29-37
J29	*at New Mexico State	W	46-45
J31	*at New Mexico	W	28-25
J31	*at New Mexico	L	23-25
F7	*at Arizona State	L	41-43
F8	*at Arizona State	W	38-34
F19	*Texas Tech	L	39-41
F20	*Texas Tech	W	57-43
F24	*Northern Arizona	W	44-41
F25	*Northern Arizona	W	48-38
F27	*New Mexico	W	41-25
F28	*New Mexico	L	27-40
* Border Conference game (11-5, 1st)			
(1) at Phoenix, Ariz.			

### 1936-37

<b>Won 14, Lost 11</b>			
<b>Coach: Fred A. Enke</b>			
D2	USC	L	25-26
D17	Whittier	W	44-34
D18	Whittier	W	35-27
D28	Santa Clara (1)	L	25-45
D29	at San Jose State	W	36-24
D30	at California	L	22-55
J2	at Loyola Marymount	W	27-18
J8	*Arizona State	W	38-27
J9	*Arizona State	W	51-33
J15	*at Arizona State	W	37-36
J16	*at Arizona State	L	27-44
F1	*New Mexico	W	38-32
F2	*New Mexico (ot)	L	30-32
F5	*at Northern Arizona	L	17-42
F6	*at Northern Arizona	W	35-33
F12	*New Mexico State	L	45-47
F13	*New Mexico State	W	51-45
F19	*at UTEP	W	43-21
F20	*at UTEP	W	50-30
F22	*at Texas Tech	L	26-39
F23	*at Texas Tech	L	34-42

F25	*at New Mexico	W	37-26
F26	*at New Mexico	L	32-37
M1	Loyola Marymount	W	26-16
M2	Loyola Marymount	L	26-30
* Border Conference game (9-7, 2nd)			
(1) at San Jose, Calif.			

### 1937-38

<b>Won 13, Lost 8</b>			
<b>Coach: Fred A. Enke</b>			
D17	Mesa Merchants	W	40-30
D18	at Tom's Tavern	W	39-27
D20	Stanford	L	28-44
J7	*Arizona State	L	41-52
J8	*Arizona State	L	34-37
J14	Funk's Jewelers	W	49-17
J15	Funk's Jewelers	W	39-26
J17	*Northern Arizona	W	47-42
J18	*Northern Arizona	W	32-28
F2	*Texas Tech	W	45-33
F3	*Texas Tech	L	26-30
F11	*at New Mexico State	L	44-46
F12	*at New Mexico State	L	39-61
F14	*at New Mexico	W	45-39
F15	*at New Mexico	W	43-35
F18	*at UTEP	W	47-31
F19	*at UTEP	W	44-40
F25	*New Mexico	W	60-49
F26	*New Mexico	W	53-47
F28	*at Arizona State	L	31-49
M1	*at Arizona State	L	38-44
* Border Conference game (9-7, 2nd)			

### 1938-39

<b>Won 12, Lost 11</b>			
<b>Coach: Fred A. Enke</b>			
D14	Tulane	W	34-28
D15	University of Mexico	L	31-40
D16	University of Mexico	W	32-20
J6	*at Arizona State	L	33-35
J7	*at Arizona State	L	36-40
J11	*UTEP	W	46-25
J12	*UTEP	W	33-32
J20	Jackson's All-Stars	W	46-34
J21	Jackson's All-Stars	W	50-40
J30	*Northern Arizona	L	35-40
J31	*Northern Arizona	L	35-48
F10	*at Texas Tech	L	24-53
F11	*at Texas Tech	L	37-52
F13	*at New Mexico State	L	49-61
F14	*at New Mexico State	L	42-45
F17	*New Mexico	W	56-40
F18	*New Mexico	W	63-40
F24	*Arizona State	L	43-50
F25	*Arizona State	W	48-44
M3	*at New Mexico	W	39-37
M4	*at New Mexico	W	45-41
M6	*at UTEP	W	49-46
M7	*at UTEP	L	30-42
* Border Conference game (8-10, 5th)			

### 1939-40

<b>Won 15, Lost 10</b>			
<b>Coach: Fred A. Enke</b>			
<b>Border Conference Champions</b>			
D21	Loyola Marymount	L	35-40
D22	Loyola Marymount	L	33-42
D28	Southeastern Oklahoma (1)	L	24-32
D29	Texas Christian (1)	L	32-37
D29	West Texas State (1)	L	43-52
D30	Montana State (1)	L	32-39
J1	at Hardin-Simmons	W	40-31
J2	at Hardin-Simmons	W	50-28
J4	*at New Mexico State	L	41-70
J5	*at New Mexico State	W	52-49
J12	*Arizona State	W	37-35
J13	*Arizona State	W	36-34
F2	*at Northern Arizona	L	36-40
F3	*at Northern Arizona	W	40-32
F5	*at Arizona State	W	51-40
F6	*at Arizona State	L	37-39
F9	*New Mexico State	L	42-56
F10	*New Mexico State	W	56-45
F12	*Northern Arizona	W	39-38
F13	*Northern Arizona	W	55-35
F19	at Olson's Swedes	W	51-34
F23	*New Mexico	W	62-52
F24	*New Mexico	W	59-42
F26	*UTEP	W	51-44
F27	*UTEP	W	52-47
* Border Conference game (12-4, 1st)			
(1) at All-College Tournament, Oklahoma City, Okla.			

### 1940-41

<b>Won 11, Lost 7</b>			
<b>Coach: Fred A. Enke</b>			
D12	Western New Mexico	L	30-33
D16	*Northern Arizona	W	38-29
J10	*Arizona State	W	55-40
J11	*Arizona State	W	51-38
J17	*New Mexico State	L	58-61
J18	*New Mexico State	W	46-37
J30	*at New Mexico State	W	45-33
J31	*at New Mexico	W	47-31
F1	*at New Mexico	L	23-33
F10	*at UTEP	L	35-47
F11	*at UTEP	L	44-55
F15	*New Mexico	W	62-35
F17	*UTEP	W	62-54
F21	Lilly Ice Cream	W	57-39
F22	Lilly Ice Cream	W	53-43
M3	*at Northern Arizona	W	55-46
M4	*at Northern Arizona	L	47-48
M5	*at Arizona State	L	34-51
* Border Conference game (9-6, 2nd)			

### 1941-42

<b>Won 9, Lost 13</b>			
<b>Coach: Fred A. Enke</b>			
D12	at Western New Mexico	L	24-46
D13	at Western New Mexico	W	39-37
D17	*West Texas State	L	52-71
D29	New Mexico Tech	W	43-38
D30	New Mexico Tech	W	51-30
J2	Stanford (1)	L	26-56
J3	Stanford (1)	L	33-54
J7	*Hardin-Simmons	W	50-26
J8	*Texas Tech	L	47-53
J17	*Arizona State	W	59-45
J26	*Northern Arizona (2)	L	36-44
J27	*at Arizona State	L	41-42
J31	*at New Mexico	L	41-50
F2	*at UTEP	L	43-46
F3	*at New Mexico State	W	56-48
F10	*UTEP	W	59-49
F11	*New Mexico	L	43-53
F13	*New Mexico State	W	53-25
F18	*at Hardin-Simmons	L	31-36
F19	*at Texas Tech	L	42-49
F20	*at West Texas State	L	59-66
M2	*Northern Arizona	W	44-31
* Border Conference game (6-10, 6th)			
(1) at Phoenix, Ariz.			
(2) at Tempe, Ariz.			

### 1942-43

<b>Won 22, Lost 2</b>			
<b>Coach: Fred A. Enke</b>			
<b>Border Conference Champions</b>			
D12	Daniel's	W	81-23
D18	*at UTEP	W	58-35
D19	*at UTEP	W	62-44
J7	*UTEP	W	72-47
J8	*UTEP	W	57-46
J14	*Arizona State	W	49-35
J15	*Arizona State	L	39-41
J22	*at Arizona State	W	63-40
J23	*at Arizona State	W	43-29
J25	*at Northern Arizona	W	55-23
J26	*at Northern Arizona	W	67-49
F1	*Northern Arizona	W	71-42
F2	*Northern Arizona	W	84-27
F5	San Diego Marines	W	69-34
F6	San Diego Marines	W	69-42
F8	Williams Air Base	W	63-40
F12	Albuquerque AFB Flying Kellys	W	60-39
F13	Albuquerque AFB Flying Kellys	W	51-40
F17	*New Mexico (1)	W	55-40
F18	*Texas Tech (1)	L	35-47
F19	*New Mexico (1)	W	41-37
F19	*UTEP (1)		



**1944-45**  
**Won 7, Lost 11**  
**Coach: Fred A. Enke**

D2	Davis-Monthan Officers	W	42-40
D7	at Marana Air Base	L	38-58
D15	*at Arizona State	L	44-52
D16	*at Arizona State	L	41-48
J13	*Northern Arizona	W	44-38
J19	*Arizona State	W	39-36
J20	*Arizona State	W	39-37
J22	Marston's Supply (1)	L	37-51
J23	Williams Air Base (1)	L	33-42
J29	Davis-Monthan Enlisted	W	41-37
J31	Marana Air Base	L	31-51
F2	Davis-Monthan Gunnery	W	48-38
F3	Davis-Monthan Gunnery	W	38-32
F9	*at Northern Arizona	L	37-53
F10	*at Northern Arizona	L	36-47
F16	Douglas Air Base	L	46-51
F17	Douglas Air Base	L	37-48
F20	at Douglas Air Base	L	30-51

\* Border Conference game (3-4, 6th)  
 (1) at Phoenix, Ariz.

**1945-46**  
**Won 25, Lost 5**  
**Coach: Fred A. Enke**

**Border Conference Champions**  
**National Invitation Tournament Participants**

D14	Williams Air Base	W	50-47
D15	Williams Air Base	W	45-35
D20	*at New Mexico	L	37-42
D21	*at New Mexico	W	47-38
D22	at Ft. Bliss (1)	L	61-72
D27	at San Diego State	L	36-39
D28	at San Diego State	W	38-33
D29	at San Diego NTC	W	44-38
J5	*New Mexico State	W	64-27
J10	*Arizona State	W	58-30
J11	*Arizona State	W	60-37
J18	El Toro Marines	W	56-42
J19	El Toro Marines	W	59-38
J25	*at Arizona State	W	45-35
J26	*at Arizona State	W	44-27
J28	*at Northern Arizona (ot)	L	53-54
J29	*at Northern Arizona	W	38-35
F1	*New Mexico	W	78-53
F2	*New Mexico	W	75-42
F8	Los Angeles Deaf School	W	65-28
F9	Los Angeles Deaf School	W	92-62
F11	*Northern Arizona	W	46-38
F12	*Northern Arizona	W	51-36
F16	*at UTEP	W	48-42
F18	Chihuahua University	W	78-41
F22	*at New Mexico State	W	82-33
F23	at Williams Air Base	W	59-45
M1	*Texas Tech (2)	W	61-31
M2	*West Texas State (2)	W	44-37
M6	Kentucky (3)	L	53-77

\* Border Conference game (14-3, 1st)  
 (1) at El Paso, Texas  
 (2) at Border Conf. Tourn., Albuquerque, N.M.  
 (3) at National Invitation Tournament, New York, N.Y.

**1946-47**  
**Won 21, Lost 3**  
**Coach: Fred A. Enke**

**Border Conference Champions**  
**National Invitation Tournament Participants**

D9	Mesa Jaycees	W	70-46
D12	*West Texas State	W	54-43
D13	*Texas Tech	W	69-47
D20	Webbco	W	65-49
D21	San Diego State	W	73-36
D27	Morehead State (1)	W	64-63
D28	Miami, Ohio (2)	L	57-60
D31	at Wayne State	W	59-46
J2	at Michigan State	W	45-43
J9	*at UTEP	W	74-51
J10	*at New Mexico State	W	86-37
J11	*at New Mexico	W	58-40
J17	*Northern Arizona	W	50-27
J25	*at Arizona State	W	61-50
J27	*at Northern Arizona	W	52-37
F1	*Arizona State	W	63-41
F7	*New Mexico	W	67-37
F8	*New Mexico State	W	80-66
F10	at Webbco	W	53-48
F13	*Hardin-Simmons	W	70-54
F20	*at Hardin-Simmons	W	60-48
F21	*at Texas Tech	L	49-61
F22	*at West Texas State	L	57-62
F26	*UTEP	W	69-57

\* Border Conference game (14-2, 1st)  
 (1) at Louisville, Ky.  
 (2) at Cincinnati, Ohio

**1947-48**  
**Won 19, Lost 10**  
**Coach: Fred A. Enke**

**Border Conference Champions**

D12	Alumni	W	55-42
D13	Alumni	W	66-57
D18	Baylor	W	62-54
D20	Loyola Marymount	W	60-49
D23	San Diego State	W	60-44
D27	at St. Francis, N.Y. (1)	L	70-79
D30	at St. Joseph's, Pa. (2)	W	61-57
J1	at Canisius	L	50-59

J2	at Duquesne	L	51-54
J5	at Bradley	L	66-91
J8	*at West Texas State	W	72-69
J10	*at Texas Tech	L	38-65
J14	*at Hardin-Simmons	L	53-54
J14	*Texas Tech	W	61-37
J15	*West Texas State	W	67-51
J24	*at Arizona State	W	47-46
J26	*at Northern Arizona	L	36-38
J29	University of Mexico	W	87-45
F31	*at Northern Arizona	W	72-39
F4	*New Mexico State	W	65-53
F5	*New Mexico	W	58-46
F12	*at New Mexico	W	62-59
F13	*at New Mexico State	L	56-58
F14	*at UTEP	W	68-49
F19	*Hardin-Simmons	W	53-34
F21	*Arizona State	W	61-58
F25	*UTEP	W	93-50
M12	Baylor (3)	L	59-65
M13	Baylor (3)	L	54-64

\* Border Conference game (12-4, 1st)  
 (1) at Madison Square Garden, New York, N.Y.  
 (2) at Convention Hall, Philadelphia, Pa.  
 (3) at NCAA District 6 Playoff, Dallas, Texas

**1948-49**  
**Won 17, Lost 11**  
**Coach: Fred A. Enke**

**Border Conference Champions**

D10	Loyola Marymount	W	52-51
D14	San Diego State	W	60-41
D18	at Washington U., St. Louis	L	43-55
D20	at West Virginia	L	58-61
D21	at Duquesne	L	51-57
D23	at Louisville	L	50-69
D28	North Carolina (1)	L	49-60
J6	*at Hardin-Simmons	W	50-43
J12	*New Mexico	W	57-53
J15	*New Mexico State	W	71-36
J22	*at Northern Arizona	W	60-39
J24	*at Arizona State	W	45-44
J28	at St. Mary's, Calif. (2)	L	50-58
J29	at San Francisco (2)	L	49-56
F2	*Texas Tech	W	49-25
F3	*West Texas State	W	61-59
F7	Pittsburgh	W	52-47
F10	*at West Texas State	L	46-52
F11	*at Texas Tech	L	58-60
F12	*at Hardin-Simmons	W	43-40
F17	*UTEP	W	63-48
F19	*Arizona State	W	63-60
F25	*Northern Arizona	W	55-38
F28	*at UTEP (ot)	L	69-70
M1	*at New Mexico State	W	57-50
M2	*at New Mexico	W	66-57
M9	Baylor (3)	W	55-47
M10	Arkansas (3)	L	44-65

\* Border Conference game, (13-3, 1st)  
 (1) at Camelia Bowl Tourn., Lafayette, La.  
 (2) at Cow Palace, San Francisco, Calif.  
 (3) at NCAA District 6 Playoff, Dallas, Texas

**1949-50**  
**Won 26, Lost 5**  
**Coach: Fred A. Enke**

**Sun Bowl Tournament Champions**  
**Border Conference Champions**  
**National Invitation Tournament Participants**

D2	San Diego NAS	W	54-41
D3	San Diego NAS	W	88-50
D9	Culver-Stockton (1)	W	74-45
D13	Cal.Poly-SLO	W	63-53
D16	Texas A&M (2)	W	56-50
D17	Texas (2)	L	50-58
D27	Texas A&M	W	59-46
D30	New Mexico (3)	W	65-52
D31	UTEP (3)	W	55-47
J7	*at Northern Arizona	W	69-44
J11	*UTEP	W	80-58
J14	*New Mexico State	W	71-54
J16	*at Arizona State	W	81-61
J20	*West Texas State	W	67-59
J27	at St. Mary's, Calif. (4)	W	67-57
J28	at Loyola Marymount	L	54-61
J30	Santa Clara (5)	W	80-64
F1	Santa Clara	W	63-45
F4	*Arizona State	W	73-51
F9	*at New Mexico	W	57-53
F10	*at New Mexico State	W	67-58
F11	*at UTEP	W	72-49
F15	*Texas Tech	W	60-54
F18	*Northern Arizona	W	64-58
F20	Beloit	W	71-61
F22	*New Mexico	W	71-62
F27	*at Hardin-Simmons	L	53-57
F28	*at Texas Tech	W	72-65
M1	*at West Texas State	L	42-61
M6	*Hardin-Simmons	W	63-41
M11	LaSalle (6)	L	66-72

\* Border Conference game (14-2, 1st)  
 (1) at Douglas, Ariz.  
 (2) at San Antonio, Texas  
 (3) at Sun Bowl Tourn., El Paso, Texas  
 (4) at Cow Palace, San Francisco, Calif.  
 (5) at Phoenix, Ariz.  
 (6) at National Invitation Tournament, New York, N.Y.

**1950-51**  
**Won 24, Lost 6**  
**Coach: Fred A. Enke**

**Border Conference Champions**  
**National Invitation Tournament Participants**  
**NCAA Tournament Participants**

D1	San Diego NAS	W	83-53
D2	San Diego NAS	W	90-38
D11	Whittier	W	79-59
D16	San Diego State	W	68-38
D20	*UTEP	W	63-52
D22	Southern Mississippi	W	90-56
D26	at Canisius	L	52-55
D28	C.C.N.Y. (1)	W	41-38
D30	at West Virginia	W	68-67
J1	at Duquesne	L	63-65
J6	*Northern Arizona	W	83-44
J11	*at West Texas State	W	59-53
J12	*at Texas Tech	W	57-56
J13	*at Hardin-Simmons	W	67-55
J20	*at Northern Arizona	W	69-39
J26	UCLA (2)	L	63-69
J27	at San Jose State	W	62-55
J29	Long Island	W	62-61
F2	*West Texas State	W	74-48
F5	*Hardin-Simmons	W	69-53
F9	*Arizona State	W	87-66
F12	*at New Mexico	W	77-54
F13	*at New Mexico State	L	66-67
F14	*at UTEP	W	79-54
F19	*New Mexico State	W	75-46
F24	*New Mexico	W	63-58
F26	*Texas Tech	W	78-68
M5	*at Arizona State	W	71-59
M13	Dayton (3)	L	68-74
M21	Kansas State (4)	L	59-61

\* Border Conference game (15-1, 1st)  
 (1) at Madison Square Garden, New York, N.Y.  
 (2) at Cow Palace, San Francisco, Calif.  
 (3) at National Invitation Tournament, New York, N.Y.  
 (4) at NCAA Tournament, Kansas City, Mo.

**1951-52**  
**Won 11, Lost 16**  
**Coach: Fred A. Enke**

N26	San Diego Marines (Ex.)	W	69-54
N27	Camp Pendleton (Ex.)	W	55-46
D1	at Brigham Young	L	62-68
D8	Kansas State+	L	57-76
D12	Loyola	W	68-60
D15	San Diego NTC (Ex.)	W	84-62
D18	Wichita State	W	73-61
D20	St. Mary's, Calif.	L	64-71
D27	at New York University (1)	L	76-103
D29	at Canisius	L	78-89
D31	Minnesota (2)	L	61-73
J3	at Bradley	L	59-98
J5	at Kansas State	L	52-78
J12	*Northern Arizona	W	70-57
J14	*Hardin-Simmons	W	65-43
J17	*Texas Tech	W	77-68
J28	*at Northern Arizona	W	57-55
F1	*at New Mexico State	L	50-59
F2	*at UTEP	L	64-70
F7	*West Texas State	L	57-59
F11	*Arizona State	W	77-69
F14	*at West Texas State	L	73-79
F15	*at Texas Tech	L	57-84
F16	*at Hardin-Simmons	L	63-66
F20	*UTEP	W	83-58
F25	*New Mexico State	L	55-65
F28	*at Arizona State	L	59-87

\* Border Conference game (6-8, T3rd)  
 (1) at Madison Square Garden, New York, N.Y.  
 (2) at Milwaukee, Wis.  
 + 81-game homecourt win streak ended

**1952-53**  
**Won 13, Lost 11**  
**Coach: Fred A. Enke**

**Border Conference Co-Champions**

D2	Camp Pendleton (Ex.)	W	63-65
D5	San Diego Marines (Ex.)	W	86-77
D8	San Diego NTC (Ex.)	W	54-78
D13	Centenary	L	57-59
D16	San Diego State	W	68-64
D17	LaSalle	L	68-87
D27	Arkansas (1)	L	51-68
D29	Texas A&M (1)	W	66-49
D30	TCU (1)	L	48-63
J2	Mississippi (2)	L	70-75
J3	at Memphis State (2)	L	56-75
J9	*at UTEP	W	63-54
J10	*at New Mexico State	W	51-46
J14	*UTEP	W	66-54
J17	*New Mexico State	W	52-50
J26	*at Northern Arizona	W	90-70
J31	*at Arizona State	L	73-75
F2	Bradley	L	62-65
F4	*Hardin-Simmons	W	72-67
F10	*Northern Arizona	W	69-54
F12	*Arizona State	W	65-60
F16	*at Hardin-Simmons	L	61-77
F17	*at Texas Tech	L	80-100
F18	*at West Texas State	W	61-51
F23	*Texas Tech	W	79-63
M2	*West Texas State	W	65-51
M6	Hardin-Simmons (3) (ot)	L	61-67

\* Border Conference game (11-3, T1st)  
 (1) at Southwest Conference Holiday Tourn., Dallas, Texas  
 (2) at Memphis Invitational, Memphis, Tenn.  
 (3) at Border Conference Tourn., Abilene, Texas

**1953-54**  
**Won 14, Lost 10**  
**Coach: Fred A. Enke**

D4	Northern Arizona	W	70-60
D11	at UCLA	L	45-90
D12	at UCLA	L	48-84
D15	Centenary	W	79-64
D18	San Jose State	W	81-77
D21	Utah	L	57-65
D26	USC	W	57-55
D28	at Bradley	L	55-79
D29	at Beloit	L	65-89
D31	at Canisius	W	79-58
J2	at Niagara	L	46-79
J8	*Texas Tech	L	62-78
J11	*at UTEP	L	57-75
J12	*at New Mexico State	W	67-65
J22	*Arizona State	W	79-65
F1	Bradley	W	87-74
F6	*New Mexico State	W	71-63
F8	*at Arizona State	W	82-75
F12	*West Texas State	W	61-52
F13	*Hardin-Simmons	W	59-55
F20	*at West Texas State	L	79-79
F22	*at Texas Tech	L	68-97
F23	*at Hardin-Simmons	W	78-72
M1	*UTEP	W	56-52

\* Border Conference game (8-4, 3rd)

**1954-55**  
**Won 8, Lost 17**  
**Coach: Fred A. Enke**

D2	Northern Arizona	W	68-58
D6	Kansas State	W	86-81
D10	at Utah	L	44-77
D11	at Utah	L	68-83
D17	Colorado State	L	62-67
D18	Colorado State	W	81-59
D21	at Stanford	L	56-66
D28	Tulsa (1)	L	49-71
D29	at Wichita State (1)	L	64-87
D30	vs. Southern Mississippi (1)	W	79-72
J1	at New Mexico	L	65-71
J14	*Hardin-Simmons	W	77-68
J15	*West Texas State	W	73-72
J24	at Northern Arizona	L	72-79
J29	*at Arizona State	L	74-92
F2	Bradley	W	88-77
F4	*at West Texas State	L	66-82
F5	*at Texas Tech	L	70-82
F6	*at Hardin-Simmons	L	58-71
F12	*New Mexico State	W	60-49
F14	*UTEP	L	58-60
F18	*Texas Tech	L	63-68
F23	*UTEP	L	45-70
F24	*at New Mexico State		

**1956-57**  
**Won 13, Lost 13**  
**Coach: Fred A. Enke**

D1	Northern Arizona	W	79-57
D3	Hamline	W	79-74
D7	at Utah	L	55-66
D8	at Utah	L	65-89
D13	New Mexico	W	74-55
D17	Murray State	W	81-70
D19	Colorado State	W	73-63
D22	California	L	49-70
D28	at Tennessee	L	66-70
D29	at Vanderbilt	L	76-107
J1	at Memphis State	L	76-93
J3	at Oklahoma City	L	55-80
J7	Texas Tech	W	79-63
J11	*at New Mexico State	L	73-77
J12	*at UTEP	L	69-93
J26	UC-Santa Barbara	W	72-67
J28	at Northern Arizona (ot)	W	103-93
F2	*New Mexico State	W	69-47
F4	*UTEP	W	73-52
F8	*West Texas State	W	77-67
F12	*Hardin-Simmons	L	69-80
F16	*at Arizona State	W	96-90
F23	*at Hardin-Simmons	L	69-80
F25	at Texas Tech	L	84-100
F26	*at West Texas State	L	67-71
M4	*Arizona State	W	77-70

\* Border Conference game (5-5, 3rd)

**1957-58**  
**Won 10, Lost 15**  
**Coach: Fred A. Enke**

D2	Northern Arizona	W	64-59
D7	at Iowa	L	63-80
D9	at Bradley	L	52-91
D11	at Washington U., St. Louis	L	52-61
D13	Pacific	W	82-74
D17	Cal Poly-SLO	W	66-65
D20	Loyola Marymount	W	77-67
D21	USC	W	78-72
D27	at San Jose State	L	63-77
D28	Santa Clara (1)	L	55-66
D30	Michigan	L	76-88
J4	*at UTEP	W	71-67
J6	*at New Mexico State	L	51-71
J11	at San Diego State	L	76-83
J18	*Hardin-Simmons	L	73-75
J25	*West Texas State	L	62-72
J27	at Northern Arizona	L	70-85
F1	*New Mexico State	W	68-66
F3	*UTEP	W	60-59
F5	Bradley	L	58-71
F8	*at West Texas State	L	49-80
F10	*at Hardin-Simmons	W	69-52
F15	San Diego Marines (Ex.)	W	74-83
F22	*Arizona State	L	66-70
F26	Cal State-Los Angeles	W	84-68
M3	*at Arizona State	L	76-78

\* Border Conference game (4-6, T4th) (1) at San Jose, Calif.

**1958-59**  
**Won 4, Lost 22**  
**Coach: Fred A. Enke**

D2	Western New Mexico	W	71-61
D6	Northern Arizona	L	66-72
D12	Cal State-Los Angeles	L	77-81
D13	UC-Santa Barbara	W	74-69
D19	at Utah State	L	57-83
D20	at Idaho State	L	58-86
D22	at Idaho State	L	51-71
D26	at Stanford	L	59-74
D27	at California	L	46-90
D29	at Pacific	L	61-70
J2	San Jose State	L	62-64
J3	Santa Clara	L	38-79
J10	*at West Texas State	L	76-90
J12	*at Hardin-Simmons	L	50-68
J24	*at Arizona State	L	72-88
J26	at Northern Arizona	L	69-97
J31	*UTEP	L	66-76
F2	*New Mexico State	L	58-66
F7	*Arizona State	L	62-85
F9	at Cal State-Los Angeles	L	72-86
F14	*Hardin-Simmons	W	66-64
F16	*West Texas State	L	78-84
F21	*at New Mexico State	L	61-80
F23	*at UTEP	L	51-76
F28	at Air Force Academy	L	62-115
M2	at New Mexico	W	80-77

\* Border Conference game (1-9, 6th)

**1959-60**  
**Won 10, Lost 14**  
**Coach: Fred A. Enke**

D2	Western New Mexico	W	73-68
D5	Northern Arizona	W	76-62
D11	at UC-Santa Barbara	L	78-84
D12	at Cal State-LA	L	74-82
D15	San Diego State	W	65-50
D18	San Diego Marines (Ex.)	W	67-87
D22	at Washington State	L	58-64
J2	at Colorado State	L	64-103
J4	at Regis	L	69-74
J5	at Northern Colorado	L	71-82
J9	*New Mexico State	L	53-70
J11	*UTEP	W	62-55

J15	*Hardin-Simmons	W	72-58
J23	*Arizona State	L	61-71
J27	at Northern Arizona	L	69-77
J30	*at Hardin-Simmons	L	63-81
F1	*at West Texas State	L	68-80
F6	Cal State-Los Angeles	W	104-84
F8	*West Texas State	W	77-62
F10	New Mexico	W	64-62
F13	Fresno State	L	68-69
F20	at Air Force Academy	W	73-66
F27	*at UTEP	W	100-77
F29	*at New Mexico State	L	46-76
M5	*at Arizona State	L	71-76

\* Border Conference game (4-6, 4th)

**1960-61**  
**Won 11, Lost 15**  
**Coach: Fred A. Enke**

D2	Colorado	L	72-82
D3	Colorado	L	60-83
D6	Northern Arizona	W	78-59
D8	Cal State-Los Angeles	W	92-90
D13	Eastern New Mexico	W	118-66
D16	at New Mexico	L	73-79
D17	at Air Force Academy	L	67-76
D19	at Iowa	L	64-105
D21	at Nebraska	L	55-79
D27	at UC-Santa Barbara (ot)	W	80-75
D29	Idaho State	L	64-75
J4	Regis	W	79-61
J7	*UTEP	W	74-71
J9	*New Mexico State	L	64-89
J12	at UCLA	L	68-90
J25	at Northern Arizona	W	67-49
J26	*at West Texas State	W	81-77
J30	*at Hardin-Simmons	L	80-84
F4	*at Arizona State	L	78-94
F11	*West Texas State	W	66-63
F13	*Hardin-Simmons	W	83-68
F18	*at UTEP	W	74-65
F20	*at New Mexico State	L	68-73
F25	*Arizona State	L	75-94
M3	at UC-Santa Barbara	L	60-76
M4	at Cal State-Los Angeles	L	76-107

\* Border Conference game (5-5, 3rd)

**1961-62**  
**Won 12, Lost 14**  
**Coach: Bruce Larson**

D1	Utah	L	62-71
D2	Utah State	L	54-67
D5	Northern Arizona	W	70-52
D8	at Colorado	L	51-72
D9	at Colorado	L	57-60
D15	Pittsburgh (1)	L	58-83
D16	Duke (1)	L	47-78
D18	at Kansas State	L	43-59
D22	Northern Colorado	W	77-50
D23	New Mexico	W	85-63
D29	Brigham Young	W	60-58
D30	Denver	W	71-57
J4	Hardin-Simmons	W	101-62
J6	West Texas State	W	76-68
J11	at New Mexico State	L	55-68
J13	at UTEP (ot)	L	56-57
J20	Arizona State	L	67-73
J31	Cal State-Los Angeles	W	80-60
F3	New Mexico State	W	68-67
F5	UTEP	W	57-52
F10	at Hardin-Simmons	W	86-74
F12	at West Texas State	L	72-87
F17	at Northern Arizona	W	68-59
F23	Air Force Academy	L	63-70
F24	at Western New Mexico	L	71-74
F27	at Arizona State	L	53-67

(1) at Steel Bowl Tourn., Pittsburgh, Pa.

**1962-63**  
**Won 13, Lost 13**  
**Coach: Bruce Larson**

D1	Fresno State	W	75-67
D3	at Wisconsin	W	51-46
D8	Northern Arizona	W	62-60
D14	at Colorado State	L	65-75
D15	at Air Force Academy	L	46-57
D19	Idaho State	W	57-51
D22	Colorado	W	60-52
D26	Iowa (1)	L	56-57
D27	Washington State (1)	W	67-57
D29	Seattle (1)	L	59-75
J2	Hamline	W	82-47
J4	at UTEP	L	55-76
J5	at New Mexico State (ot)	W	63-59
J11	*Utah (ot)	L	50-52
J12	*Brigham Young	L	75-80
J17	*at Wyoming	L	72-84
J18	*at New Mexico	L	48-59
J30	at Northern Arizona	W	71-63
F2	New Mexico State	W	63-40
F4	UTEP	L	50-65
F9	*at Arizona State	L	54-73
F15	*at Brigham Young	L	72-77
F16	*at Utah	W	74-70
F22	*New Mexico	W	49-46
F23	*Wyoming	W	84-63
M4	*Arizona State	L	53-58

\* Western Athletic Conference game (3-7, T5th) (1) at Far West Classic, Portland, Ore.

**1963-64**  
**Won 15, Lost 11**  
**Coach: Bruce Larson**

**Evansville Tournament Champions**

D4	Evansville	L	58-61
D6	at Colorado	L	60-75
D7	at Colorado State	L	45-57
D10	Denver	W	74-64
D13	San Jose State	W	63-44
D14	Northern Arizona	W	96-57
D18	California	W	64-58
D21	at Utah State	L	60-64
D27	Maryland (1)	W	57-54
D28	Evansville (1)	W	78-61
D30	at Bradley	L	59-67
J6	Seattle	W	59-53
J10	Colorado State	W	57-55
J11	New Mexico State	W	72-40
J16	*at New Mexico	L	50-59
J18	*at Wyoming	L	69-71
J30	at Northern Arizona	W	83-71
F1	USC	W	71-63
F8	*Arizona State	L	66-67
F14	*Utah	W	85-72
F15	*Brigham Young	W	80-67
F21	*Wyoming	W	81-69
F22	*New Mexico	W	54-46
F28	*at Utah	L	73-86
F29	*at Brigham Young	L	71-84
M4	*at Arizona State	L	69-72

\* Western Athletic Conference game (4-6, 4th) (1) at Evansville Tournament, Evansville, Ind.

**1964-65**  
**Won 17, Lost 9**  
**Coach: Bruce Larson**

D1	at Seattle	W	76-71
D4	Pepperdine	W	78-49
D7	Texas Tech	W	77-75
D11	at California	L	55-57
D12	at San Jose State	L	59-66
D19	Cal State-Hayward	W	86-44
D23	UTEP	W	77-40
D28	UCLA (1)	L	79-99
D29	Washington (1)	W	77-63
D30	USC (1)	W	57-55
J7	*at Wyoming (ot)	W	62-60
J9	*at New Mexico	L	42-64
J11	Northern Arizona	W	81-50
J15	*Brigham Young	W	75-73
J16	*Utah	W	57-48
J27	at Northern Arizona	W	89-63
J28	San Francisco	W	71-56
J30	Memphis State	W	99-64
F3	Bradley (3 ot)	W	85-83
F6	at UTEP	L	39-51
F13	*at Arizona State	L	69-76
F19	*Wyoming	W	78-77
F20	*New Mexico	L	66-70
F26	*at Brigham Young	L	88-92
F27	*at Utah	L	72-100
M3	*Arizona State	W	97-87

\* Western Athletic Conference game (5-5, T2nd) (1) at Los Angeles Classic, Los Angeles, Calif.

**1965-66**  
**Won 15, Lost 11**  
**Coach: Bruce Larson**

D1	at Northern Arizona	W	74-69
D4	at Memphis State	W	94-69
D6	at Texas Tech	L	72-77
D9	Pacific	W	71-61
D11	Northern Arizona	W	68-58
D15	Seattle	W	73-64
D20	Colorado (3 ot)	L	73-77
D22	San Jose State	W	56-47
D27	at Denver	L	70-72
D29	California (1)	W	62-58
D30	Seattle (1) (ot)	L	74-79
J7	*at Utah	L	78-87
J8	*at Brigham Young	L	74-87
J15	Southern Illinois	W	82-62
J22	*Arizona State	L	65-68
J28	Stanford	W	94-54
J31	at UCLA	L	67-84
F4	*New Mexico (2 ot)	W	83-77
F5	*Wyoming	W	76-70
F10	at UTEP (ot)	L	72-81
F12	Cal Poly-Pomona	W	79-70
F18	*Utah	W	71-68
F19	*Brigham Young	W	76-62
F26	*at Arizona State	W	91-80
M3	*at New Mexico	L	69-83
M5	*at Wyoming	L	66-104

\* Western Athletic Conference game (5-5, 3rd) (1) at Northwest Holiday Tournament, Seattle, Wash.

**1966-67**  
**Won 8, Lost 17**  
**Coach: Bruce Larson**

D2	at San Jose State	W	79-68
D3	at San Francisco	L	46-60
D7	Hardin-Simmons	W	80-65
D9	Texas Tech	W	64-49
D12	Weber State	W	62-57
D15	Northern Arizona	L	67-82
D17	at Colorado	L	74-91

D19	at Stanford	L	67-82
D23	Harvard	W	59-58
D27	Illinois (1)	L	77-93
D29	Arkansas (1)	L	61-65
D30	Wisconsin (1)	L	77-104
J7	*at Arizona State	L	67-73
J13	*Brigham Young	L	64-77
J14	*Utah	W	74-70
J19	Phillips Oilers (Ex.)	W	74-107
J30	at Northern Arizona	L	75-82
F2	*at Wyoming	L	73-75
F4	*at New Mexico	L	50-81
F9	UTEP	L	65-75
F11	New Mexico State	L	61-66
F13	Japanese Olympic Team (Ex.)	W	82-65
F17	*New Mexico	W	70-64
F18	*Wyoming	L	59-68
F25	*Arizona State	W	92-65
M3	*at Utah	L	72-88
M4	*at Brigham Young	L	58-70

\* Western Athletic Conference game (3-7, 5th) (1) at Los Angeles Classic, Los Angeles, Calif.

**1967-68**  
**Won 11, Lost 13**  
**Coach: Bruce Larson**

D1	San Jose State	W	94-59
D4	Weber State	W	73-67
D7	Northern Arizona	W	82-74
D9	at UTEP (ot)	L	66-67
D15	at Creighton	L	66-70
D16	at Southern Illinois	W	65-50
D18	Colorado	W	76-67
D22	Houston	L	76-81
D23	North Texas State	L	62-65
D27	St. Francis, Pa. (1)	L	71-85
D28	Villanova (1)	L	59-75
J6	*Arizona State	W	74-69
J12	*at Brigham Young	L	62-72
J13	*at Utah	L	77-83
J19			

F7	*Arizona State	W	97-75
F12	*at Utah	L	75-92
F14	*at Brigham Young	L	78-93
F19	*New Mexico	W	80-78
F21	*UTEP	W	86-72
F26	*at Wyoming	L	74-93
F28	*at Colorado State	L	80-94
M4	*at Arizona State	W	90-89

\* Western Athletic Conference game (8-6, 4th)

(1) at Evansville Tournament, Evansville, Ind.

**1970-71**  
**Won 10, Lost 16**  
**Coach: Bruce Larson**  
**Poinsettia Classic Champions**

D1	at Seattle	W	78-74
D4	California	L	79-87
D5	Butler	W	108-92
D9	at New Mexico State	L	74-76
D11	at Baylor	L	91-101
D12	at Texas Tech	L	67-79
D18	San Jose State	W	100-77
D22	at Northern Arizona	W	85-70
D28	Texas A&M (1)	W	90-76
D29	Mississippi State (1)	W	77-75
D31	at Florida State	L	85-95
J4	DePauw	W	105-68
J7	*at Colorado State	L	65-90
J9	*at Wyoming	L	65-91
J16	*at Arizona State	L	83-112
J28	*Utah	L	86-99
J30	*Brigham Young	W	81-76
F4	*at New Mexico	L	77-81
F6	*at UTEP	W	66-80
F12	*Wyoming	W	98-81
F13	*Colorado State	L	71-74
F20	*Arizona State	L	83-95
F26	*at Brigham Young	L	83-95
F27	*at Utah	L	91-102
M5	*UTEP	W	82-77
M6	*New Mexico	L	83-93

\* Western Athletic Conference game (3-11, 8th)

(1) at Poinsettia Classic, Greenville, S.C.

**1971-72**  
**Won 6, Lost 20**  
**Coach: Bruce Larson**

D2	at Iowa State	L	54-71
D4	at California	L	76-79
D6	UC-Riverside#	W	73-72
D9	San Diego State#	L	67-69
D13	at New Mexico State	L	73-89
D17	Cal. State-Los Angeles#	L	81-86
D20	South Alabama#	L	66-76
D22	San Francisco#	L	62-70
D27	UC-Santa Barbara#	L	63-97
D29	Ohio State (1)	L	47-90
D30	Texas (1)	L	69-86
J7	*at Utah	W	78-76
J8	*at Brigham Young	L	67-88
J14	*Colorado State	W	78-74
J15	*Wyoming	W	75-66
J22	Northern Arizona#	W	70-65
J28	*at UTEP	L	50-68
J29	*at New Mexico	L	55-61
F5	*Arizona State	L	78-91
F11	*Brigham Young	L	78-89
F12	*Utah	L	73-82
F18	*at Wyoming	L	55-71
F19	*at Colorado State	L	67-87
F24	*New Mexico	W	53-51
F26	*UTEP	L	48-63
M4	*at Arizona State	L	75-83

\* Western Athletic Conference game (4-10, 7th)

(1) at Bruin Classic, Los Angeles, Calif.

# Games played at Tucson Community Center

**1972-73**  
**Won 16, Lost 10**  
**Coach: Fred Snowden**

N29	Cal State-Bakersfield	W	94-87
D2	at San Francisco	L	75-94
D4	at Stanford	L	68-75
D7	USC	W	71-69
D12	San Diego	W	79-70
D16	Northern Illinois (ot)	W	91-90
D23	at Kansas State	L	69-85
D27	Purdue (1)	W	83-80
D28	Nevada-Las Vegas (1)	L	64-65
J5	*UTEP	W	79-73
J6	*New Mexico	W	83-73
J13	*at Arizona State	L	60-63
J15	at San Diego State	L	68-81
J18	UC-Santa Barbara	W	79-77
J20	at Northern Arizona	W	82-72
J25	*at Brigham Young	L	79-93
J26	*at Utah	W	89-86
F1	*Wyoming	W	87-69
F3	*Colorado State	W	94-87
F8	*at New Mexico	L	73-93
F10	*at UTEP	W	81-78
F17	*Arizona State	L	105-110
F23	*Utah (3 ot)	W	101-95
F24	*Brigham Young	W	100-94
M2	*at Colorado State	L	72-79
M3	*at Wyoming	W	84-82

\* Western Athletic Conference game (9-5, T2nd)

(1) at Holiday Classic, Las Vegas, Nev.  
% First game in McKale Center

**1973-74**  
**Won 19, Lost 7**  
**Coach: Fred Snowden**

N30	Illinois	W	101-80
D1	at USC	L	76-100
D3	at Colorado	W	91-76
D5	Athletes in Action (Ex.)	W	86-77
D8	Cal Poly-Pomona	W	87-54
D11	San Diego State	W	101-79
D13	Idaho	W	101-80
D19	Kansas State	W	74-72
D22	Texas Tech	W	88-64
D28	Marquette (1)	L	62-76
D29	SMU (1)	W	86-82
J3	*at Wyoming	W	93-77
J5	*at Colorado State	L	67-85
J11	*New Mexico	W	97-89
J12	*UTEP	L	63-81
J15	Northern Arizona	W	80-62
J19	*at Utah	L	106-121
J24	*at Brigham Young	W	93-91
J25	Centenary	W	97-88
F2	*Arizona State	W	98-90
F8	*Colorado State	W	76-67
F9	*Wyoming	W	78-68
F14	*at UTEP	W	85-59
F16	*at New Mexico	L	72-99
F21	*Brigham Young	W	118-90
F23	*Utah	W	122-92
M2	*at Arizona State	L	95-108

\* Western Athletic Conference game (9-5, T2nd)

(1) at Milwaukee Classic, Milwaukee, Wis.

**1974-75**  
**Won 22, Lost 7**  
**Coach: Fred Snowden**  
**Fiesta Bowl Classic Champions**  
**National Commissioners' Invitational Tournament Participants**

N29	Northern Illinois	W	103-85
D4	UC-Davis	W	84-58
D7	at San Diego State	W	81-79
D10	Nevada-Las Vegas	W	85-80
D13	Illinois (1)	W	78-66
D14	Kansas State (2)	W	67-65
D21	Colorado	W	94-63
D27	California (3)	L	82-84
D28	Columbia (3)	W	94-73
D30	Stanford	W	80-67
J4	at Texas Tech (ot)	W	62-61
J6	Northern Arizona	W	78-77
J10	*at Utah (ot)	L	74-75
J11	*at Brigham Young	W	83-66
J17	*New Mexico	W	67-49
J18	*UTEP	W	69-57
J24	*at Wyoming	L	61-65
J25	*at Colorado State	W	85-82
F1	*Arizona State	L	81-83
F14	*Brigham Young	W	97-81
F15	*Utah	W	93-89
F21	*at UTEP	L	61-68
F22	*at New Mexico	W	58-56
F28	*Colorado State	W	107-97
M1	*Wyoming	W	92-74
M8	*at Arizona State	L	92-107
M13	East Carolina (4)	W	94-78
M15	Purdue (4)	W	102-96
M16	Drake (4)	L	76-83

\* Western Athletic Conference game (9-5, 3rd)

(1) at Fiesta Bowl Classic, Tucson, Ariz.

(2) at Fiesta Bowl Classic, Tempe, Ariz.

(3) at Old Dominion Classic, Norfolk, Va.

(4) at National Commissioners' Invitational Tournament, Louisville, Ky.

**1975-76**  
**Won 24, Lost 9**  
**Coach: Fred Snowden**  
**Western Athletic Conference Champions**  
**NCAA Tournament Participants**

N28	Oregon State	W	96-67
D1	Midwestern	W	119-80
D3	Idaho	W	88-62
D6	Northern Arizona	W	98-81
D8	at Kansas State	L	61-71
D10	at Nevada-Las Vegas	L	94-98
D12	Idaho St. (1)	L	82-87
D13	SMU (2)	W	83-81
D20	at Illinois	L	60-66
D22	Old Dominion	W	88-74
D27	Cincinnati (3)	W	71-64
D29	Iowa (3)	L	80-82
D30	Hawaii (3)	W	84-74
J6	Cal State-Fullerton	W	85-70
J10	Detroit	W	106-76
J16	*Brigham Young	W	79-78
J17	*Utah	W	87-77
J23	*at UTEP	L	42-61
J24	*at New Mexico	W	80-79
J27	Portland State	W	114-94
J30	*Colorado State	W	94-76
J31	*Wyoming	W	64-57
F7	*at Arizona State	L	63-67
F13	*at Utah	W	89-76
F14	*at Brigham Young (ot)	L	74-79

**Fred Snowden, Head Coach, 1972-82**



Known for his high-octane offense and remembered as a trailblazer, Fred "The Fox" Snowden brought the excitement back to Wildcat basketball during his 10 years on the Arizona sideline.

Snowden, the UA mentor from 1972-82, and his charges averaged more than 80 points per game in six of his 10 years and topped the 100-point barrier 27 times. In that span, he tallied a 167-108 (.607) mark, a winning percentage that is topped by only two UA coaches since 1924. He was the first African-American head basketball coach at a NCAA Division I institution.

"The Fox" led UA to three postseason berths, including the 1975 National Commissioners' Invitational Tournament and the 1976 and 1977 NCAA Tournaments. His best season came in 1976, when the Wildcats went 24-9, won the Western Athletic Conference championship, and advanced to NCAA West Regional Final. He was inducted into the Arizona Sports Hall of Fame in 1988.

F20	*New Mexico (ot)	W	67-65
F21	*UTEP	W	64-45
F27	*at Wyoming	W	74-66
F28	*at Colorado State	W	78-72
M6	*Arizona State	W	77-72
M13	Georgetown (4)	W	83-76
M18	Nevada-Las Vegas (5) (ot)W	114-109	
M20	UCLA (5)	L	66-82

\* Western Athletic Conference game (11-3, 1st)

(1) at Fiesta Bowl Classic, Tempe, Ariz.

(2) at Fiesta Bowl Classic, Tucson, Ariz.

(3) at Rainbow Classic, Honolulu, Hawaii

(4) at NCAA Tournament, Tempe, Ariz.

(5) at NCAA West Regional, Los Angeles, Calif.

**1976-77**  
**Won 21, Lost 6**  
**Coach: Fred Snowden**  
**NCAA Tournament Participants**

N23	Yugoslavia (Ex.)	W	85-71
N26	Arizona State (ot)	W	92-91
N29	Cal. State-Fullerton	W	91-80
D2	at Oregon State	W	81-73
D4	Idaho	W	95-40
D8	Adams State	W	115-55
D10	Northwestern	W	78-64
D11	Pacific	W	78-60
D18	at Detroit	L	68-70
D22	at Purdue	W	85-76
D27	Stanford	W	90-82
D30	SMU	W	117-85
J6	San Diego State	W	80-77
J13	*at New Mexico	W	89-87
J15	*at UTEP	L	59-60
J20	*Utah	W	102-98
J22	*Brigham Young	W	113-85
J28	*at Wyoming	L	68-69
J29	*at Colorado State	W	77-72
F5	*Arizona State	W	99-83
F11	*UTEP	W	67-60
F12	*New Mexico	W	88-84
F17	*at Brigham Young	W	64-62
F19	*at Utah	L	61-76
F24	*Colorado State	W	91-86
F26	*Wyoming	W	88-63
M5	*at Arizona State (ot)	L	89-95
M12	Moscow Red Army (Ex.)	W	80-96
M15	Southern Illinois (1)	L	77-81

\* Western Athletic Conference game (10-4, 2nd)

(1) at NCAA Tournament, Omaha, Neb.

**1977-78**  
**Won 15, Lost 11**  
**Coach: Fred Snowden**

N26	at Arizona State	W	72-70
N28	at Illinois	L	107-113
D2	at San Diego State	W	80-79
D5	Northern Arizona	W	76-65
D9	Houston	W	81-80
D10	Purdue	L	78-80
D17	Harvard	W	83-60
D20	Eastern Michigan	W	92-78
D23	Pepperdine	W	110-65
D29	at UCLA	L	63-85
J6	Grand Canyon	W	78-66
J8	Athletes in Action (Ex.)	W	83-82
J13	*UTEP	W	74-60
J14	*New Mexico	L	81-93
J19	*at Brigham Young	L	86-87
J21	*at Utah	L	92-101
J24	Nevada-Las Vegas	W	114-89
J27	*Colorado State	W	75-63
J28	*Wyoming	W	99-75
F4	*at Arizona State (ot)	L	64-69
F9	*at New Mexico	L	85-103
F11	*at UTEP	W	68-64
F16	*Utah	L	73-83
F18	*Brigham Young	W	104-90
F24	*at Wyoming	L	73-78
F25	*at Colorado State	L	88-95
M4	*Arizona State	W	88-75

\* Western Athletic Conference game (6-8, T4th)

**1978-79**  
**Won 16, Lost 11**  
**Coach: Fred Snowden**

N24	Arizona State	L	82-84
N27	at Northwestern (ot)	W	83-80
D2	Windsor (Ex.)	L	100-70
D8	*at Washington State	L	68-74
D9	*at Washington	L	66-75
D13	Grand Canyon	W	90-78
D16	Idaho	W	69-58
D19	at Nevada-Las Vegas	L	79-117
D22	New Mexico	W	107-88
D23	Southwestern Louisiana	W	76-73
D30	Northern Arizona	W	67-63
J4	*Stanford	W	74-64
J6	*California	W	69-64
J12	*at Oregon	L	60-63
J13	*at Oregon State	L	80-116
J18	*UCLA	W	70-69
J22	*USC	W	74-72
J27	*at Arizona State	L	68-76
F2	*at California	W	83-75
F3	*at Stanford	W	63-62
F8	*Oregon State	L	79-93
F10	*Oregon (ot)	W	69-67
F15	*at USC	L	67-70
F17	*at UCLA	L	86-110
F24	*Arizona State	W	85-80
F26	at New Mexico	L	98-129
M1	*Washington	W	71-68
M3	*Washington State	W	78-72

\* Pacific-10 Conference game (10-8, T4th)

**1979-80**  
**Won 12, Lost 15**  
**Coach: Fred Snowden**

N23	Athletes in Action (Ex.)	L	62-68
N30	at Houston	L	72-74
D3	San Jose State	W	72-70
D4	Midwestern (2ot)	W	93-85
D8	Grand Canyon	W	69-60
D15	Idaho State	W	89-83
D17	Fresno State	W	65-61
D20	*Washington	W	67-65
D22	*Washington State	L	57-59
D27	at Arizona State	L	78-85
D29	Lamar	W	61-57
D31	Kansas	L	60-78
J3	*at California	W	89-8

J31	*at California	W	73-71
F5	*Washington State	W	77-73
F7	*Washington (ot)	W	68-66
F12	*at UCLA	L	79-90
F14	*at USC	L	71-81
F21	*Arizona State	L	66-71
F26	*California	W	83-72
F28	*Stanford	W	73-69
M5	*at Oregon State	L	62-80
M7	*at Oregon	L	75-79

\* Pacific-10 Conference game (8-10, 15th)  
(1) at Copper State Classic, Tucson, Ariz.

### 1981-82

#### Won 9, Lost 18

**Coach: Fred Snowden**

N27	People's Republic of China (Ex.)	93-68
D3	UNLV	L 49-69
D5	Providence	W 62-58
D7	at Kansas	L 57-86
D9	at Kansas State	L 55-63
D18	Illinois Wesleyan	W 82-57
D19	New Mexico	W 67-63
D23	U.S. International	W 71-63
D28	Montana State (1)	W 64-59
D29	Minnesota (1)	L 62-91
J2	*at Oregon	L 88-97
J4	*at Oregon State	L 55-68
J8	*Washington (ot)	L 57-60
J9	*Washington State	L 53-59
J15	*at USC	L 67-89
J16	*at UCLA	L 56-65
J23	*Arizona State	L 54-55
J30	*California	L 73-85
F1	*Stanford	W 61-54
F4	*at Washington State	W 58-56
F6	*at Washington	L 62-86
F12	*UCLA	L 73-88
F13	*USC (ot)	L 59-60
F20	*at Arizona State	L 56-82
F26	*at California	L 59-63
F27	*at Stanford	W 72-67
M5	*Oregon State	L 64-92
M6	*Oregon	W 96-78

\* Pacific-10 Conference game (4-14, 18th)  
(1) at Pillsbury Classic, Minneapolis, Minn.

### 1982-83

#### Won 4, Lost 24

**Coach: Ben Lindsey**

N26	at Houston (1)	L 63-104
N28	Tex.-San Antonio (1)	L 56-57
D1	Florida International	W 79-68
D4	at New Mexico	L 73-101
D6	at Nevada-Las Vegas	L 70-88
D8	at Tennessee	L 73-92
D11	Iowa State	L 66-80
D20	Northern Arizona	W 66-53
D23	San Diego State	W 46-44
D27	Illinois Wesleyan	L 64-67
J3	Athletes in Action (Ex.)	68-79
J6	*USC	L 67-74
J8	*UCLA	L 87-92
J13	*at Washington	L 61-74
J15	*at Washington State	L 64-86
J22	*at Arizona State	L 69-82
J29	*Oregon State	L 54-72
J31	*Oregon	L 84-86
F5	*at California	L 57-59
F7	*at Stanford	L 69-86
F10	*Washington State	L 65-75
F12	*Washington	L 72-80
F19	*Arizona State	L 70-77
F24	*at Oregon (ot)	L 57-63
F26	*at Oregon State	L 56-81
M3	*Stanford	W 74-73
M5	*California	L 59-84
M10	*at UCLA	L 58-111
M12	*at USC	L 70-72

\* Pacific-10 Conference game (1-17, 10th)  
(1) at Kettle Classic, Houston, Texas

### 1983-84

#### Won 11, Lost 17

**Coach: Lute Olson**

N19	Athletes in Action (Ex.)	72-87
N25	Northern Arizona	W 72-65
D1	Cal. State-Fullerton	L 66-67
D3	at Providence	L 69-72
D5	at Iowa State	L 63-75
D10	Pan American	L 60-65
D17	at San Diego State	L 80-90
D23	Tennessee	L 49-61
D27	Texas Tech (1) (ot)	W 51-49
D28	UTEP (1) (ot)	L 49-51
D30	Fort Hays State	W 81-64
J5	*at USC	L 61-71
J7	*UCLA	L 58-61
J12	*Washington	L 53-55
J14	*Washington State	L 49-51
J20	*Arizona State	W 71-49
J26	*at Oregon	L 55-69
F2	*California	W 56-50
F4	*Stanford	L 66-74
F11	*at Washington	L 51-56
F13	*at Oregon State	L 48-53
F17	*at Arizona State	W 65-64
F23	*Oregon (ot)	W 75-67
F25	*Oregon State	W 69-58

F27	*USC	W	55-49
M1	*at Stanford	W	87-76
M3	*at California	L	62-70
M8	*at UCLA	L	60-68
M10	*at Washington State	W	86-68

\* Pacific-10 Conference game (8-10, 15th)  
(1) at Sun Bowl Tournament, El Paso, Texas

### 1984-85

#### Won 21, Lost 10

**Coach: Lute Olson**

**NCAA Tournament Participants**

N23	Houston Baptist	W	63-56
N30	Tulsa	W	84-80
D1	San Jose State	W	79-44
D4	Loyola Marymount	W	82-75
D8	at Northern Arizona	W	82-61
D10	at Pan American	W	85-60
D15	San Francisco State	W	107-75
D17	Minnesota	L	79-88
D20	at New Mexico	L	58-59
D26	at Hawaii-Hilo	W	99-75
D29	Missouri (1)	L	73-76
D30	Hawaii-Pacific (1)	W	80-66
J5	*at Arizona State	W	61-60
J10	*at California	W	69-67
J12	*at Stanford	L	51-55
J17	*USC	L	63-64
J19	*UCLA	W	53-52
J24	*at Oregon State	L	55-59
J26	*at Oregon	W	73-54
J31	*Washington	W	69-56
F2	*Washington State	W	73-56
F7	*Stanford	W	68-56
F9	*California	W	66-48
F16	*at USC	W	60-55
F18	*at Washington State	W	63-60
F21	*Oregon	L	40-43
F23	*Oregon State	W	67-52
F28	*at Washington	L	58-60
M2	*at UCLA	L	54-58
M9	*Arizona State	W	68-48
M15	Alabama (2)	L	41-50

\* Pacific-10 Conference game (12-6, 13rd)  
(1) at Hawaii-Pacific Classic, Pearl Harbor, Hawaii  
(2) at NCAA Tournament, Albuquerque, N.M.

### 1985

**European Tour (All Exhibition Games)**

#### Won 8, Lost 7

**Coach: Lute Olson**

My21	Novi Sad (Yugoslavia)	L	85-89
My23	Novi Sad (Yugoslavia)	W	94-90
Dieppe	International Tournament		
My24	Dieppe (France)	W	52-49
My25	Northern Arizona	L	50-70
My25	Challans (France)	W	55-37
My25	Barcelona (Spain)	W	53-52
My26	Adidas Sect (USA)	L	50-52
My26	Netherlands National	W	79-76
My28	Netherlands National	W	105-91
My29	Netherlands National	W	104-93
My30	Netherlands National	L	104-109
My31	Netherlands National	L	91-108
Perugia	Italy Tournament		
Jn3	Siena (Italy)	W	109-78
Jn4	Adidas Select (USA)	L	80-110
Jn5	Perugia (Italy)	L	109-110

### 1985-86

#### Won 23, Lost 9

**Coach: Lute Olson**

**Valley Bank Fiesta Bowl Classic Champions**

**Pacific-10 Conference Champions**

**NCAA Tournament Participants**

N29	Texas-San Antonio (1)	W	62-49
N30	Nevada-Las Vegas (1)	L	59-60
D1	Purdue (1)	L	74-81
D4	Denver	W	63-54
D7	Northern Arizona	W	66-57
D10	at Tulsa	L	51-54
D12	San Diego State	W	72-66
D14	New Mexico	W	70-55
D21	at Utah	L	68-76
D27	Princeton (2)	W	54-41
D28	Boston College (2)	W	71-61
J2	Hawaii-Hilo	W	104-71
J4	*Arizona State	W	62-53
J9	*Stanford	W	77-69
J12	*California (2ot)	W	79-72
J16	*at USC	L	62-63
J18	at Miami, Fla. (ot)	W	81-74
J23	*Oregon State (ot)	W	63-62
J25	*Oregon	W	85-68
J30	*at Washington State (ot)	L	63-65
F1	*at Washington	W	70-57
F6	*at California	W	61-52
F8	*at Stanford	L	56-62
F13	*UCLA	W	85-60
F15	*USC	W	71-62
F20	*at Oregon	W	65-59
F22	*at Oregon State	W	55-53
F27	*Washington	W	77-56
M1	*Washington State	W	62-61
M3	*at UCLA	W	88-76
M9	*at Arizona State	L	63-70
M14	Auburn	L	63-73

\* Pacific-10 Conference game (14-4, 1st)  
(1) at Great Alaska Shootout, Anchorage, Alaska  
(2) at Valley Bank Fiesta Bowl Classic, Tucson, Ariz.  
(3) at NCAA Tournament, Long Beach, Calif.

### 1986-87

#### Won 18, Lost 12

**Coach: Lute Olson**

**Valley Bank Fiesta Bowl Classic Champions**

**NCAA Tournament Participants**

N21	at UNLV (1)	L	87-92
D4	at San Diego State	W	110-78
D6	Utah	L	67-68
D8	at Northern Arizona	W	76-69
D10	Hawaii-Pacific	W	105-85
D13	at Georgetown	L	74-82
D27	St. Bonaventure (2)	W	70-64
D29	Texas Tech (2)	W	53-40
J2	*at Oregon State	W	54-48
J3	*at Oregon (ot)	L	54-55
J8	*USC	W	78-44
J11	*UCLA	L	83-84
J15	*at Washington State	W	96-59
J17	*at Washington	W	73-72
J19	*Stanford	W	77-70
J22	*California (2ot)	L	81-82
J24	at Illinois	L	63-82
J29	*at Arizona State	W	82-67
J31	*Arizona State	W	66-54
F5	*Oregon	W	68-53
F7	Iowa	L	80-89
F12	*at UCLA	L	65-81
F14	*Oregon State	W	71-61
F17	*at USC	W	73-61
F19	*Washington State	W	84-58
F21	*Washington	W	81-70
F26	*at Stanford	L	73-75
M1	*at California	W	70-51
M6	Oregon (3)	L	63-72
M13	UTEP (4) (ot)	L	91-98

\* Pacific-10 Conference game (13-5, 2nd)  
(1) at Big Apple N.I. T., Las Vegas, Nev.  
(2) at Valley Bank Fiesta Bowl Classic, Tucson, Ariz.  
(3) at Pac-10 Conference Tourn., Los Angeles, Calif.  
(4) at NCAA Tournament, Tucson, Ariz.

### 1987-88

#### Won 35, Lost 3

**Coach: Lute Olson**

**Great Alaska Shootout Champions**

**Valley Bank Fiesta Bowl Classic Champions**

**Pacific-10 Conference Champions**

**Pac-10 Conference Tournament Champions**

**NCAA Tournament Participants (Final Four)**

N27	Duquesne (1)	W	133-78
N28	Michigan (1)	W	79-64
N30	Syracuse (1)	W	80-69
D4	Long Beach State	W	94-62
D6	Pepperdine	W	73-68
D8	Northern Arizona	W	77-59
D12	at Iowa	W	66-59
D16	Arkansas-Little Rock	W	77-53
D20	*at Washington	W	110-71
D22	*at Washington State	W	89-55
D29	Michigan State (2)	W	78-58
D30	Duke (2)	W	91-85
J2	at New Mexico	L	59-61
J7	*California	W	80-51
J9	*Stanford	W	90-65
J14	*at Oregon State	W	70-48
J16	*at Oregon	W	70-54
J21	*USC	W	92-48
J24	*UCLA	W	86-74
J28	*Arizona State	W	99-59
J30	Illinois	W	78-70
F4	*at Stanford	L	74-82
F7	*at California	W	74-62
F11	*Oregon	W	89-57
F14	*Oregon State	W	77-62
F18	*at USC	W	103-68
F20	*at UCLA (ot)	W	78-76
F27	*at Arizona State	W	101-73
M3	*Washington State	W	79-41
M5	*Washington	W	89-71
M11	California (3)	W	88-64
M12	Stanford (3)	W	97-83
M13	Oregon State (3)	W	93-67
M18	Cornell (4)	W	90-50
M20	Seton Hall (4)	W	84-55
M25	Iowa (5)	W	99-79
M27	North Carolina (5)	W	70-52
A2	Oklahoma (6)	L	78-86

\* Pacific-10 Conference game (17-1, 1st)  
(1) at Great Alaska Shootout, Anchorage, Alaska  
(2) at Valley Bank Fiesta Bowl Classic, Tucson, Ariz.  
(3) at Pac-10 Conference Tourn., Tucson, Ariz.  
(4) at NCAA Tournament, Los Angeles, Calif.  
(5) at NCAA West Regional, Seattle, Wash.  
(6) at NCAA Final Four, Kansas City, Mo.

### 1988-89

#### Won 29, Lost 4

**Coach: Lute Olson**

**Valley Bank Fiesta Bowl Classic Champions**

**Pacific-10 Conference Champions**

**Pac-10 Conference Tournament Champions**

**NCAA Tournament Participants**

N30	New Mexico	W	80-67
D2	North Carolina (1)	L	72-79
D3	Temple (1)	W	68-50
D10	UNLV	W	86-75
D18	*Washington State	W	76-59
D20	*Washington	W	116-61
D23	*at Oregon State	W	73-69
D28	Loyola-Chicago (2)	W	106-82
D30	Pittsburgh (2)	W	88-62
J5	*at Stanford	L	78-83
J7	*at California	W	64-55
J12	*Oregon State	W	85-64
J14	*Oregon	W	95-71
J19	*at USC	W	97-69
J21	Villanova	W	75-67
J26	*at Arizona State	W	96-71
J29	*Stanford	W	72-52
F2	*California	W	86-59
F5	*at Washington	W	85-68
F9	*at Oregon	W	78-57
F12	at Oklahoma	L	80-82
F16	*USC	W	93-70
F18	*UCLA	W	102-64
F23	*Arizona State	W	109-74
F26	Duke (3)	W	77-75
M2	*at Washington State	W	74-48
M4	*at UCLA	W	89-86
M10	Washington State (4)	W	62-54
M11	Oregon State (4)	W	98-87
M12	Stanford (4)	W	73-51

**Lute Olson, Head Coach, 1983-2007**



Few coaches were ever as good for as long as Lute Olson. Arizona's architect of success took a program in the depths of despair, turned it into one of the nation's elite and kept it there for a quarter century.

In 24 seasons in Tucson, Olson amassed a 589-187+ (.759) record that included 11 Pac-10 championships, four Final Four appearances, a national championship (1997) and a runner-up finish (2001), and transformed McKale Center into one of college basketball's most hallowed venues. That was merely half a career that spanned 49 seasons, included six decades, and featured more than 1,000 career wins on all levels.

Olson efforts were so swift that he guided UA to a conference title in year three, a Final Four berth in year five and never looked back, averaging nearly 25 wins per season and finishing in the top half of the Pac-10 for 23 consecutive seasons. Along the way, he coached three national players of the year, 19 All-Americans and saw 43 of his players drafted by NBA clubs. Inducted into the Naismith Memorial Basketball Hall of Fame in 2002, Olson was named one of the 10 greatest coaches in college basketball history by CBS Sports in 2003.

- M18 Alabama (4) L 55-77
- \* Pacific-10 Conference game (15-3, T1st)
- (1) at Hall of Fame Tip-Off Classic, Springfield, Mass.
- (2) at Valley Bank Fiesta Bowl Classic, Tucson, Ariz.
- (3) at Pac-10 Conference Tourn., Tempe, Ariz.
- (4) at NCAA Tournament, Long Beach, Calif.

**1990-91**

**Won 28, Lost 7**

**Coach: Lute Olson**

- Dodge Preseason N.I.T. Champions
- Valley Bank Fiesta Bowl Classic Champions
- Pacific-10 Conference Champions

- NCAA Tournament Participants
- N14 Austin Peay (1) W 122-80
- N16 East Tennessee State (1) W 88-79
- N21 Notre Dame (2) W 91-61
- N23 Arkansas (2) W 89-77
- N26 Western Illinois W 90-51
- D1 Long Beach State W 95-68
- D5 at Northern Arizona W 100-64
- D8 at Louisiana State L 82-92
- D23 Providence W 99-87
- D27 Pepperdine (3) W 80-66
- D29 Iowa State (3) W 102-77
- J3 \*at Washington L 56-70
- J5 \*at Washington State W 84-71
- J10 \*USC W 87-85
- J12 \*UCLA W 82-77
- J17 \*at Arizona State W 74-71
- J19 at Villanova W 72-64
- J24 \*at Stanford W 78-76
- J26 \*at California L 78-85
- J31 \*Washington State W 84-71
- F2 \*Washington W 85-56
- F7 \*at USC L 83-87
- F10 \*at UCLA (ot) W 105-94
- F13 \*Arizona State W 71-50
- F17 Georgia Tech (4) L 56-62
- F21 \*California W 100-63
- F24 Duke (2ot) W 103-96
- F26 \*Stanford W 89-51
- F28 \*at Oregon State W 103-65
- M2 \*at Oregon L 58-62
- M7 \*Oregon State W 82-67
- M9 \*Oregon W 107-65
- M14 St. Francis, Pa. (5) W 93-80
- M16 Brigham Young (5) W 76-61
- M21 Seton Hall (6) L 77-81

- \* Pacific-10 Conference game (14-4, 1st)
- (1) at Preseason N.I.T., Tucson, Ariz.
- (2) at Preseason N.I.T., New York, N.Y.
- (3) at Valley Bank Fiesta Bowl Classic, Tucson, Ariz.
- (4) at Meadowlands Arena, East Rutherford, N.J.
- (5) at NCAA Tournament, Salt Lake City, Utah
- (6) at NCAA West Regional, Seattle, Wash.

**1991-92**

**Won 24, Lost 7**

**Coach: Lute Olson**

- Hawaii Tip-Off Tournament Champions
- Valley Bank Fiesta Bowl Classic Champions
- 7-Up Shootout Champions
- NCAA Tournament Participants

- N29 Dayton (1) W 84-68
- D1 Hawaii (1) W 85-71
- D7 Louisiana State W 87-67
- D14 at New Mexico W 66-54
- D18 Northern Arizona W 122-81
- D21 at Arkansas L 59-65
- D28 Evansville (2) W 83-76
- D30 Rutgers (2) W 103-80
- J2 New Orleans W 82-64
- J5 Santa Clara W 79-60
- J9 \*USC W 107-68
- J11 \*UCLA & L 87-89
- J16 \*at Washington L 60-62
- J18 \*at Washington State W 78-65

- J22 \*Arizona State W 92-65
- J25 Pittsburgh W 96-76
- J30 \*Oregon W 104-53
- F2 \*Oregon State W 86-58
- F6 \*at Stanford W 72-70
- F9 \*at California W 80-68
- F13 \*Washington State W 94-72
- F15 \*Washington W 85-51
- F20 \*at Arizona State L 74-77
- F23 Temple (3) W 66-60
- F27 \*at Oregon W 104-56
- F29 \*at Oregon State W 70-62
- M5 \*California W 100-77
- M7 \*Stanford W 89-83
- M12 \*at UCLA L 81-89
- M14 \*at USC L 69-70
- M20 East Tennessee State (4) L 80-87
- \* Pacific-10 Conference game (13-5, 2nd)
- (1) at Hawaii Tip-Off Tourney, Honolulu, Hawaii
- (2) at Valley Bank Fiesta Bowl Classic, Tucson, Ariz.
- (3) at 7-Up Shootout, St. Petersburg, Fla.
- (4) at NCAA Tournament, Atlanta, Ga. & Broke 71-game homecourt winning streak

**1992-93**

**Won 24, Lost 4**

**Coach: Lute Olson**

- Valley Bank Fiesta Bowl Classic Champions
- 7-Up Shootout Champions
- Pacific-10 Conference Champions
- NCAA Tournament Participants

- D6 Arkansas L 80-86
- D8 New Mexico W 89-70
- D12 Utah W 78-64
- D22 at Providence L 66-81
- D28 Delaware State (1) W 92-52
- D30 West Virginia (1) W 75-74
- J2 Rhode Island W 87-79
- J7 \*at UCLA W 82-80
- J9 \*at USC W 81-73
- J14 \*Washington W 93-76
- J16 \*Washington State W 87-63
- J20 \*at Arizona State W 91-87
- J23 at New Orleans W 72-69
- J28 \*at Oregon W 92-60
- J30 \*at Oregon State W 57-54
- F4 \*Stanford W 96-61
- F7 \*California W 93-81
- F11 \*at Washington State W 70-64
- F13 \*at Washington W 81-72
- F18 \*Arizona State W 116-80
- F21 Cincinnati (2) W 70-60
- F25 \*Oregon State W 81-70
- F27 \*Oregon W 99-68
- M4 \*at California L 71-74
- M7 \*at Stanford W 94-80
- M11 \*USC W 87-76
- M13 \*UCLA W 99-80
- M18 Santa Clara (3) L 61-64
- \* Pacific-10 Conference game (17-1, 1st)
- (1) at Valley Bank Fiesta Bowl Classic, Tucson, Ariz.
- (2) at 7-Up Shootout, Phoenix, Ariz.
- (3) at NCAA Tournament, Salt Lake City, Utah

**1993**

**Australian Tour (All Exhibition Games)**

**Won 9, Lost 1**

**Coach: Lute Olson**

- My17 Caltex Stars @ Auckland, NZ W 137-106
- My19 Bendigo Braves @ Bendigo, Aust. W 107-77
- My20 N.B.L. All-Stars @ Melbourne W 132-105
- My22 S.E. Melbourne Magic L 104-109
- My23 N. Melbourne Giants W 126-124
- My25 Adelaide 36ers W 75-69
- My26 Perth Wildcats W 120-107
- My29 Brisbane Bullets W 109-100
- Jn1 W. Sydney Slammers W 135-121
- Jn3 Cairns Marlins W 114-84

**1993-94**

**Won 29, Lost 6**

**Coach: Lute Olson**

- Dial Invitational Champions
- Bank One Fiesta Bowl Classic Champions
- 7-Up Shootout Champions
- Pacific-10 Conference Champions
- NCAA Tournament Participants (Final Four)

- N29 Baylor W 106-79
- D1 St. Joseph's, Pa. W 93-73
- D5 Oklahoma State (1) W 97-84
- D9 at Utah W 88-81
- D14 New Orleans W 80-62
- D18 at Santa Clara W 89-63
- D21 Notre Dame (2) W 98-79
- D22 Boston College (2) W 70-65
- D23 Kentucky (2) L 92-93
- D28 Fordham (3) W 111-84
- D30 Michigan (3) W 119-95
- J5 \*Arizona State W 98-81
- J8 Marquette (4) W 94-80
- J13 \*California (ot) L 93-98
- J15 \*Stanford W 89-72
- J20 \*at UCLA L 66-74
- J22 \*at USC W 83-74
- J27 \*Oregon W 98-86
- J29 \*Oregon State W 100-56
- F3 \*at Washington State W 80-68
- F5 \*at Washington L 69-74
- F10 \*at Stanford W 77-60
- F13 \*at California W 96-77
- F17 \*USC W 94-61
- F19 \*UCLA W 98-74
- F24 \*at Oregon State W 96-69
- F26 \*at Oregon W 75-71
- M3 \*Washington W 95-62
- M5 \*Washington State W 85-69
- M12 \*at Arizona State L 87-94
- M18 Loyola, Md. (5) W 81-55
- M20 Virginia (5) W 71-58
- M24 Louisville (6) W 82-70
- M26 Missouri (6) W 92-72
- A2 Arkansas (7) L 82-91
- \* Pacific-10 Conference game (14-4, 1st)
- (1) at Dial Invitational, Phoenix, Ariz.
- (2) at Maui Invitational, Lahaina, Hawaii
- (3) at Valley Bank Fiesta Bowl Classic, Tucson, Ariz.
- (4) at 7-Up Shootout, Tucson, Ariz.
- (5) at NCAA Tournament, Sacramento, Calif.
- (6) at NCAA West Regional, Los Angeles, Calif.
- (7) at NCAA Final Four, Charlotte, N.C.

**1994-95**

**Won 24, Lost 7**

**Coach: Lute Olson**

- Bank One Fiesta Bowl Classic Champions
- NCAA Tournament Participants

- N24 Minnesota (1) L 70-72
- \N25 Alaska-Anchorage (1) W 107-88
- N26 Oklahoma State (1) W 73-63
- N30 Michigan (2) W 78-57
- D6 Florida State W 96-78
- D8 Houston W 81-67
- D12 La Salle W 92-76
- D18 at UTEP W 75-61
- D22 at Syracuse L 84-94
- D28 Richmond (3) W 95-68
- D30 Texas Tech (3) W 88-82
- J5 \*at Arizona State L 52-53
- J7 at Rhode Island W 82-67
- J12 \*at California W 99-86
- J14 \*at Stanford (ot) W 89-83
- J19 \*UCLA L 61-71
- J21 \*USC W 94-73
- J26 \*at Oregon W 97-89
- J28 \*at Oregon State W 111-98
- F2 \*Washington State W 84-76
- F4 \*Washington W 91-65
- F9 \*Stanford W 84-73
- F12 \*California# (W) 72-74
- F16 \*at USC W 89-80
- F18 \*at UCLA L 70-72
- F23 \*Oregon State W 83-69
- F25 \*Oregon W 97-76
- M2 \*at Washington State (2ot) W 114-111
- M4 \*at Washington W 63-54
- M11 \*Arizona State (2ot) L 98-103
- M16 Miami, Ohio (4) L 62-71
- \* Pacific-10 Conference game (13-5, 2nd)
- (1) at Great Alaska Shootout, Anchorage, Alaska

- (2) at Great Eight, Auburn Hills, Mich.
- (3) at Bank One Fiesta Bowl Classic, Tucson, Ariz.
- (4) at NCAA Tournament, Dayton, Ohio
- # Game was changed to a win as a result of California's forfeit, per NCAA sanctions.

**1995-96**

**Won 27, Lost 6**

**Coach: Lute Olson**

- Preseason N.I.T. Champions
- Bank One Fiesta Bowl Classic Champions
- 7-Up Shootout Champions
- NCAA Tournament Participants

- N15 Long Beach State (1) W 91-57
- N17 at Arkansas (2) W 83-73
- N22 Michigan (3) W 86-79
- N24 Georgetown (3) W 91-81
- D2 at Houston W 73-69
- D5 Montana W 84-66
- D9 Towson State W 90-84
- D16 UTEP W 90-70
- D23 Syracuse L 70-79
- D28 Texas A&M (4) W 88-44
- D30 Rutgers (4) W 79-70
- J4 \*at California# (W) 75-99
- J6 \*at Stanford L 71-80
- J10 \*Arizona State W 108-76
- J18 \*USC W 93-81
- J20 \*UCLA W 88-79
- J25 \*at Oregon State W 66-59
- J27 \*at Oregon W 70-65
- F1 \*Washington (ot) L 79-80
- F3 \*Washington State W 96-78
- F7 \*at Arizona State W 71-69
- F11 Cincinnati (5) W 79-76
- F15 \*at UCLA L 75-76
- F17 \*at USC W 86-72
- F22 \*Oregon W 81-63
- F24 \*Oregon State W 84-60
- F29 \*at Washington State W 72-62
- M3 \*at Washington W 67-65
- M7 \*Stanford L 79-85
- M9 \*California W 71-68
- M15 Valparaiso (6) W 90-51
- M17 Iowa (6) W 87-73
- M22 Kansas (7) L 80-83
- \* Pacific-10 Conference game (13-5, 2nd)
- (1) at Preseason N.I.T., Tucson, Ariz.
- (2) at Preseason N.I.T., Fayetteville, Ark.
- (3) at Preseason N.I.T., New York, N.Y.
- (4) at Bank One Fiesta Bowl Classic, Tucson, Ariz.
- (5) at 7-Up Shootout, Phoenix, Ariz.
- (6) at NCAA Tournament, Tempe, Ariz.
- (7) at NCAA West Regional, Denver, Colo.
- # Game was later changed to a win as a result of California's forfeit, per NCAA sanctions.

**1996-97**

**Won 25, Lost 9**

**Coach: Lute Olson**

- Hall of Fame Tip-Off Classic Champions
- John Wooden Classic Champions
- Bank One Fiesta Bowl Classic Champions
- 7-Up Shootout Champions
- NCAA National Champions

- N22 North Carolina (1) W 83-72
- \N26 Northern Arizona W 88-70
- N30 at New Mexico L 77-84
- D7 Utah (2) W 69-61
- D9 Texas W 83-78
- D14 Jackson State W 111-83
- D21 at Michigan (ot) L 71-73
- D28 Robert Morris (3) W 118-54
- D30 Pennsylvania (3) W 93-51
- J2 \*California W 81-80
- J4 \*Stanford W 76-75
- J11 \*at Arizona State W 92-84
- J16 \*at USC L 62-75
- J18 \*at UCLA (ot) L 78-84
- J23 \*Oregon State W 99-48
- J25 \*Oregon W 88-68
- J30 \*at Washington State W 87-78
- F2 \*at Washington L 88-92
- F5 \*Arizona State W 87-71
- F9 Tulane (4) W 81-62
- F13 \*UCLA L 64-66
- F15 \*USC W 101-77
- F20 \*at Oregon L 72-78
- F22 \*at Oregon State W 74-64
- F27 \*Washington State W 100-86
- M2 \*Washington W 103-82
- M6 \*at Stanford L 80-81
- M8 \*at California (5) L 77-79
- M13 South Alabama (6) W 65-57
- M15 College of Charleston (6) W 73-69
- M21 Kansas (7) W 85-82
- M23 Providence (7) (ot) W 96-92
- M29 North Carolina (8) W 66-58
- M31 Kentucky (8) (ot) W 84-79
- \* Pacific-10 Conference game (11-7, 5th)
- (1) at Hall of Fame Tip-Off Classic, Springfield, Mass.
- (2) at John Wooden Classic, Anaheim, Calif.
- (3) at Bank One Fiesta Bowl Classic, Tucson, Ariz.
- (4) at 7-Up Shootout, Phoenix, Ariz.
- (5) at Cow Palace, San Francisco, Calif.



- (6) at NCAA Tournament, Memphis, Tenn.
- (7) at NCAA Southeast Regional, Birmingham, Ala.
- (8) at NCAA Final Four, Indianapolis, Ind.

## 1997

**Australian Tour (All Exhibition Games)**  
**Won 5, Lost 4**  
**Coach: Lute Olson**  
 My18 Sydney Kings (Ex.)  
     at Sydney Opera House W 33-30  
 My19 Australian U-22 @ Gosford L 85-86  
 My20 Australian U-22  
     @ Newcastle L 76-96  
 My21 Australian U-22 @ Sydney W 79-75  
 My24 Melbourne Tigers L 114-118  
 My26 CBA All-Stars @ Frankston W 89-82  
 My27 Adelaide 36ers W 83-81  
 My30 Perth Wildcats W 113-111  
 Jn3 Cairns Marlins W 96-89  
 Jn7 Melbourne Magic L 96-120

## 1997-98

**Won 30, Lost 5**  
**Coach: Lute Olson**  
**Bank One Fiesta Bowl Classic Champions**  
**Pacific-10 Conference Champions**  
**NCAA Tournament Participants**

N20	Morgan State	W	115-53
N24	Boston College (1)	W	99-69
N25	Kentucky (1)	W	89-74
N26	Duke (1)	L	87-95
N29	UNC-Asheville	W	97-69
D2	Kansas (2)	L	87-90
D6	at Texas	W	88-81
D8	at Baylor	W	83-68
D13	Coppin State	W	99-82
D23	at Florida State	L	79-84
D28	James Madison (3)	W	92-68
D30	Kansas State (3)	W	125-87
J3	*UCLA	W	87-75
J5	*USC	W	91-72
J8	*at Washington State (4)	W	94-81
J10	*at Washington	W	110-91
J15	*Arizona State	W	127-99
J18	New Mexico	W	89-70
J22	*Oregon	W	87-57
J25	*Oregon State	W	93-80
J29	*at Stanford	W	93-75
J31	*at California	W	70-57
F5	*Washington	W	112-81
F7	*Washington State	W	83-61
F14	*at Arizona State	W	83-82
F19	*at Oregon State	W	71-70
F21	*at Oregon	W	81-66
F26	*California	W	76-73
F28	*Stanford	W	90-58
M5	*at USC (ot)	L	90-91
M7	*at UCLA	W	91-87
M12	Nicholls State (5)	W	99-60
M14	Illinois State (5)	W	82-49
M19	Maryland (6)	W	87-79
M21	Utah (6)	L	51-76

- \* Pacific-10 Conference game (17-1, 1st)
- (1) at Maui Invitational, Lahaina, Hawaii
- (2) at Great Eight, Chicago, Ill.
- (3) at Bank One Fiesta Bowl Classic, Tucson, Ariz.
- (4) at Spokane, Wash.
- (5) at NCAA Tournament, Sacramento, Calif.
- (6) at NCAA West Regional, Anaheim, Calif.

## 1998-99

**Won 22, Lost 6+**  
**Coach: Lute Olson**  
**Black Head Coaches Association Classic Champions**  
**Southwest Showdown Champions**  
**Las Vegas Shootout Champions**  
**Bank One Fiesta Bowl Classic Champions**  
**NCAA Tournament Participants**

N13	Tennessee (1)	W	73-72
N25	Texas	W	73-57
N28	at Brigham Young (ot)	W	78-74
D5	Wyoming (2)	W	94-84
D14	UC-Irvine	W	93-70
D19	Iowa State (3)	W	75-61
D28	Holy Cross (4)	W	89-41
D30	Florida International (4)	W	91-75
J2	*at UCLA	L	75-82
J4	*at USC	W	87-78
J7	*Washington State	W	99-87
J9	*Washington	W	88-86
J14	*at Arizona State	W	74-73
J16	at New Mexico	L	78-79
J21	*at Oregon	W	85-83
J23	*at Oregon State	L	59-60
J28	*Stanford	W	79-78
J30	*California	W	91-74
F4	*at Washington	L	84-90
F6	*at Washington State	W	81-79
F10	*Arizona State	W	86-80
F13	Louisiana State	W	78-71
F18	*Oregon State	W	89-72
F20	*Oregon	W	92-86
F25	*at California	L	76-89
F27	*at Stanford	L	83-98
M4	*USC	W	88-73
M6	*UCLA	W	87-70

M12 \*Oklahoma (5) L 60-61  
 \* Pacific-10 Conference game (13-5, 2nd)  
 (1) at Black Coaches Association Classic, Albuquerque, N.M.  
 (2) at Southwest Showdown, Phoenix, Ariz.  
 (3) at Las Vegas Shootout, Las Vegas, Nev.  
 (4) at Bank One Fiesta Bowl Classic, Tucson, Ariz.  
 (5) at NCAA Tournament, Milwaukee, Wis.  
 (+) NCAA Tournament appearance vacated due to NCAA infractions. Actual on-court record was 22-7.

## 1999-2000

**Won 27, Lost 7**  
**Coach: Lute Olson**  
**Preseason N.I.T. Champions**  
**Las Vegas Showdown Champions**  
**Bank One Fiesta Bowl Classic Champions**  
**Pacific-10 Conference Co-Champions**  
**NCAA Tournament Participants**

N16	Kansas State (1)	W	88-69
N19	New Mexico State (1)	W	84-60
N24	Notre Dame (2)	W	76-60
N26	Kentucky (2)	W	63-51
D1	Brigham Young	W	86-62
D4	at Texas	W	88-81
D7	Connecticut (3)	L	69-79
D11	Michigan State	W	79-68
D13	IUPUI	W	70-41
D18	Nebraska (4)	W	80-59
D21	New Mexico	L	68-70
D28	UNC-Wilmington (5)	W	66-51
D30	Delaware (5)	W	89-77
J6	*at California	W	65-61
J8	*at Stanford	W	68-65
J13	*Washington State	W	80-75
J15	*Washington	W	69-62
J20	*at UCLA	W	76-61
J22	*at USC	L	72-80
J26	*at Arizona State	W	86-55
J29	at Louisiana State	L	60-86
F3	*Oregon	W	77-71
F5	*Oregon State	W	90-73
F10	*at Washington	W	65-56
F12	*at Washington State	W	73-50
F17	*USC	W	92-85
F19	*UCLA	W	99-84
F26	*Arizona State	W	89-82
M2	*at Oregon State (ot)	L	69-70
M4	*at Oregon	L	81-86
M9	*Stanford	W	86-81
M11	*California	W	70-61
M16	Jackson State (6)	W	71-47
M18	Wisconsin (6)	L	59-66

\* Pacific-10 Conference game (15-3, 11st)  
 (1) at Preseason N.I.T., Tucson, Ariz.  
 (2) at Preseason N.I.T., New York, N.Y.  
 (3) at Great Eight, Chicago, Ill.  
 (4) at Las Vegas Showdown, Las Vegas, Nev.  
 (5) at Bank One Fiesta Bowl Classic, Tucson, Ariz.  
 (6) at NCAA Tournament, Salt Lake City, Utah

## 2000-01

**Won 28, Lost 8**  
**Coach: Lute Olson/Jim Rosborough**  
**Maui Invitational Champions**  
**NCAA Tournament Runners-Up (Final Four)**

N20	Chaminade (1)	W	97-57
N21	Dayton (1)	W	76-59
N22	Illinois (1)	W	79-76
N25	Purdue (2)	L	69-72
N29	Gonzaga	W	101-87
D2	Saint Mary's	W	101-41
D9	at Connecticut	L	69-71
D16	at Illinois (3)	L	73-81
D20	Louisiana State	W	88-75
D28	Butler (4)	W	72-60
D30	Mississippi State (4)	L	74-75
J4	*California	W	78-75
J6	*Stanford	L	76-85
J11	*at Washington State (5)	W	84-51
J13	*at Washington	W	89-64
J18	*USC	W	71-58
J20	*UCLA	W	88-63
J24	*Arizona State	W	86-75
J27	Texas	W	80-52
F1	*at Oregon	L	67-79
F3	*at Oregon State	W	68-41
F8	*Washington	W	82-62
F10	*Washington State	W	86-51
F15	*at UCLA (ot)	L	77-79
F17	*at USC	W	105-61
F21	*at Arizona State	W	88-58
M1	*Oregon State	W	65-54
M3	*Oregon	W	104-65
M8	*at Stanford	W	76-75
M10	*at California	W	78-76
M16	Eastern Illinois (6)	W	101-76
M18	Butler (6)	W	73-52
M23	Mississippi (7)	W	66-56
M25	Illinois (7)	W	87-81
M31	Michigan State (8)	W	80-61
A2	Duke (8)	L	72-82

\* Pacific-10 Conference game (15-3, 2nd)  
 (1) at Maui Invitational, Lahaina, Hawaii  
 (2) at Wooden Tradition, Indianapolis, Ind.

- (3) at United Center, Chicago, Ill.
- (4) at Bank One Fiesta Bowl Classic, Tucson, Ariz.
- (5) at Spokane Arena, Spokane, Wash.
- (6) at NCAA Tournament, Kansas City, Mo.
- (7) at NCAA Midwest Regional, San Antonio, Texas
- (8) at NCAA Final Four, Minneapolis, Minn.

## 2001-02

**Won 24, Lost 10**  
**Coach: Lute Olson**  
**Coaches vs. Cancer IKON Classic Champions**  
**Southwest Showdown Champions**  
**John R. Wooden Classic Champions**  
**Fiesta Bowl Classic Honoring Bobbi Olson Champions**  
**Pac-10 Conference Tournament Champions**  
**NCAA Tournament Participants**

N8	vs. Maryland (1)	W	71-67
N9	vs. Florida (1)	W	75-71
N17	at Texas	W	88-74
D1	Kansas	L	97-105
D4	vs. Illinois (2)	W	87-82
D8	vs. Purdue (3)	W	79-66
D15	at Michigan State	L	60-74
D20	*at Oregon State	W	76-73
D22	*at Oregon	L	75-105
D28	Pepperdine (4)	W	94-71
D30	Valparaiso (4)	W	74-70
J4	*Oregon	L	80-90
J6	*Oregon State	W	93-87
J10	*at Washington State	W	92-85
J12	*at Washington	W	74-69
J17	*USC	W	97-80
J19	*UCLA	W	96-86
J23	*at Arizona State	L	72-88
J26	Connecticut (ot)	L	98-100
J31	*at California	W	68-58
F2	*at Stanford (ot)	W	88-82
F7	*Washington	W	91-82
F9	*Washington State	W	85-68
F14	*at UCLA	L	76-77
F16	*at USC	L	89-94
F20	*Arizona State	W	83-75
F28	*Stanford	L	71-76
M2	*California	W	99-53
M7	vs. Arizona State (5)	W	73-56
M8	vs. California (5)	W	90-78
M9	vs. USC (5)	W	81-71
M14	vs. UC-Santa Barbara (6)	W	86-81
M16	vs. Wyoming (6)	W	68-60
M21	vs. Oklahoma (7)	L	67-88

\* Pacific-10 Conference game (12-6, T2nd)  
 (1) at Coaches vs. Cancer IKON Classic, New York, N.Y.  
 (2) at Southwest Showdown, Phoenix, Ariz.  
 (3) at John R. Wooden Classic, Anaheim, Calif.  
 (4) Fiesta Bowl Classic honoring Bobbi Olson, Tucson, Ariz.  
 (5) at Pac-10 Tournament, Los Angeles, Calif.  
 (6) NCAA First/Second Rounds, Albuquerque, N.M.  
 (7) NCAA West Regional, San Jose, Calif.

## 2002

**Australian Tour (All Exhibition Games)**  
**Won 8, Lost 2**  
**Coach: Lute Olson**

My14	Canberra All-Stars	W	101-99
My16	Sturt Sabres	W	109-98
My20	Dandenong Rangers	W	107-89
My22	Knox Raiders	L	95-97
My23	Sydney Kings	W	113-84
My24	Sydney Kings	L	116-123
My26	Brisbane Bullets	W	98-90
My29	Kuiyam Pride	W	95-84
My30	Cairns Marlins	W	114-96
Jn1	Sydney Kings (ot)	W	115-113

## 2002-03

**Won 28, Lost 4**  
**Coach: Lute Olson**  
**Fiesta Bowl Classic Honoring Bobbi Olson Champions**  
**Pac-10 Conference Champions**  
**NCAA Tournament Participants**

N23	Western Kentucky	W	107-68
N27	Northern Arizona	W	101-66
D3	Saint Louis	W	91-58
D7	at San Diego State	W	89-81
D15	Texas	W	73-70
D21	at Louisiana State	L	65-66
D28	Davidson (1)	W	95-69
D30	Boston University (1)	W	85-71
J2	*at Oregon	W	81-72
J4	*at Oregon State	W	80-65
J9	*Washington State	W	82-69
J11	*Washington	W	79-61
J16	*at USC	W	81-72
J18	*at UCLA	W	87-52
J22	*Arizona State	W	71-63
J25	at Kansas	W	91-74
J30	*Stanford	L	77-82
F1	*California	W	95-80
F6	*at Washington (ot)	W	88-85
F8	*at Washington State	W	75-62
F13	*UCLA	W	106-70
F15	*USC	W	86-59

F22	*at Arizona State	W	92-72
F27	*at California	W	88-75
M1	*at Stanford	W	72-69
M6	*Oregon State	W	72-60
M8	*Oregon	W	88-80
M13	UCLA (2) (ot)	L	89-96
M20	Vermont (3)	W	80-51
M22	Gonzaga (3) (2ot)	W	96-95
M27	Notre Dame (4)	W	88-71
M29	Kansas (4)	L	75-78

\* Pacific-10 Conference game (17-1, 1st)  
 (1) Fiesta Bowl Classic honoring Bobbi Olson, Tucson, Ariz.  
 (2) at Pac-10 Tournament, Los Angeles, Calif.  
 (3) NCAA First/Second Rounds, Salt Lake City, Utah  
 (4) NCAA West Regional, Anaheim, Calif.

## 2003-04

**Won 20, Lost 10**  
**Coach: Lute Olson**  
**Fiesta Bowl Classic Champions**  
**NCAA Tournament Participants**

N24	Northern Arizona	W	107-73
N28	vs. Florida (1)	L	77-78
D6	at Saint Louis	W	68-67
D9	vs. Texas (2)	W	91-83
D13	Marquette	W	85-75
D17	Saint Mary's	W	84-78
D22	San Diego State	W	83-71
D28	Liberty (3)	W	107-91
D30	Louisiana-Lafayette (3)	W	72-69
J3	*at Arizona State	W	93-74
J8	*California	W	95-75
J10	*Stanford	L	72-82
J15	*at USC	L	90-99
J17	*at UCLA	W	97-72
J22	*Oregon State	W	109-75
J25	*Oregon	W	90-66
J29	*at Washington	L	83-96
J31	*at Washington State	W	61-57
F5	*at California	L	83-87
F7	*at Stanford	L	77-80
F12	*USC	W	97-70
F14	*UCLA	W	107-83
F19	*at Oregon	W	100-87
F21	*at Oregon State	L	84-90
F26	*Washington	L	84-89
F28	*Washington State	W	72-60
M7	*Arizona State	W	106-81
M11	vs. USC (4)	W	79-76
M12	vs. Washington (4)	L	85-90
M18	vs. Seton Hall (5)	L	76-80

\* Pacific-10 Conference game (11-7, 3rd)  
 (1) at MassMutual Classic, Springfield, Mass.  
 (2) at Jimmy V Classic, New York, N.Y.  
 (3) Fiesta Bowl Classic presented by Bank One, Tucson, Ariz.  
 (4) at Pac-10 Tournament, Los Angeles, Calif.  
 (5) NCAA First/Second Rounds, Raleigh, N.C.

## 2004-05

**Won 30, Lost 7**  
**Coach: Lute Olson**  
**Fiesta Bowl Classic Champions**  
**Pacific-10 Conference Champions**  
**NCAA Tournament Participants**

N16	San Diego (1)	W	80-69
N18	Wright State (1)	W	83-66
N21	at Virginia	L	60-78
N24	vs. Michigan (2) (ot)	W	61-60
N26	vs. Wake Forest (2)	L	60-63
N30	Wyoming	W	98-70
D5	vs. Mississippi State (3)	W	68-64
D11	Utah	W	67-62
D18	at Marquette	W	48-43
D21	Manhattan	W	105-75
D28	Eastern Washington (4)	W	79-45
D30	Richmond (4)	W	84-71
J2	*Arizona State	W	97-79
J6	*at California	W	87-67
J8	*at Stanford	L	76-87
J13	*USC	W	77-68
J15	*UCLA	W	76-73
J20	*at Oregon	W	74-66
J22	*at Oregon State	W	92-83
J27	*Washington	W	91-82
J29	*Washington State	L	63-70
F3	*California	W	97-76
F5	*Stanford	W	90-72
F10	*		

(4) Fiesta Bowl Classic presented by Bank One, Tucson, Ariz.  
 (5) Pac-10 Tournament, Los Angeles, Calif.  
 (6) NCAA First/Second Rounds, Boise, Idaho  
 (7) NCAA Chicago Regional, Rosemont, Ill.

2005-06

Won 20, Lost 13

Coach: Lute Olson

Fiesta Bowl Classic Champions

NCAA Tournament Participants

N21 vs. Kansas (1)	W	61-49
N22 vs. Connecticut (1)	L	70-79
N23 vs. Michigan State (1) (ot)	L	71-74
N27 Virginia	W	81-51
D3 at Houston	L	65-69
D8 Northern Arizona	W	75-66
D10 Saint Mary's	W	73-61
D17 at Utah	W	73-43
D19 Sam Houston State (2)	W	87-51
D21 Western Kentucky (2) (ot)	W	86-81
D29 *at Washington State	W	70-52
D31 *at Washington (2ot)	W	96-95
J5 *UCLA	L	79-85
J7 *USC	W	74-63
J12 *at Oregon State	L	65-75
J14 *at Oregon	L	68-73
J19 *Stanford (ot)	W	90-81
J21 *California	W	60-55
J25 *at Arizona State	W	80-70
J28 at North Carolina	L	69-86
F2 *at USC	L	70-77
F4 *at UCLA	L	73-84
F9 *Oregon	W	70-68
F11 *Oregon State	W	80-58
F16 *at California	L	66-75
F19 *at Stanford	W	76-72
F25 *Arizona State	W	68-47
M2 *Washington State	W	66-61
M4 *Washington	L	67-70
M9 vs. Stanford (3)	W	73-68
M10 vs. UCLA (3)	L	59-71
M17 vs. Wisconsin (4)	W	94-75
M19 vs. Villanova (4)	L	78-82

\* Pacific-10 Conference game (11-7, 14th)  
 (1) EA Sports Maui Invitational, Lahaina, Hawaii  
 (2) Fiesta Bowl Classic presented by Chase, Tucson, Ariz.  
 (3) Pac-10 Tournament, Los Angeles, Calif.  
 (4) NCAA First/Second Rounds, Philadelphia, Pa.

2006

Canadian Tour (All Exhibition Games)

Won 5, Lost 0

Coach: Lute Olson

S2 Univ. of Saskatchewan	W	76-61
S2 Univ. of British Columbia	W	73-59
S3 Vancouver All-Stars	W	106-78
S3 Simon Fraser University	W	73-45
S4 Univ. of British Columbia	W	87-76

2006-07

Won 20, Lost 11

Coach: Lute Olson

Fiesta Bowl Classic Champions

NCAA Tournament Participants

N12 at Virginia	L	90-93
N15 Northern Arizona	W	101-79
N19 New Mexico State	W	102-87
N22 Samford	W	86-57
N28 UNLV	W	89-75
D2 vs. Illinois (1)	W	84-72
D5 vs. Louisville (2)	W	72-65
D9 at San Diego State (3)	W	68-49
D17 Houston	W	87-62
D20 Memphis (4)	W	79-71
D28 *California	W	94-85
D30 *Stanford	W	89-75
J4 *at Washington	W	96-87
J6 *at Washington State (ot)	L	73-77
J11 *Oregon State	W	83-72
J14 *Oregon	L	77-79
J18 *at USC	L	73-80
J20 *at UCLA	L	69-73
J24 *Arizona State	W	71-47
J27 North Carolina	L	64-92
F1 *Washington State	L	66-72
F3 *Washington	W	84-54
F8 *at Oregon State	W	72-66
F10 *at Oregon	W	77-74
F15 *USC	L	75-80
F17 *UCLA	L	66-81
F25 *at Arizona State	W	61-58
M1 *at California	W	70-65
M3 *at Stanford (ot)	W	85-80
M8 vs. Oregon (5)	L	50-69
M16 vs. Purdue (6)	L	72-63

\* Pacific-10 Conference game (11-7, 13rd)  
 (1) Hall of Fame Challenge, Phoenix, Ariz.  
 (2) Jimmy V Classic, New York, N.Y.  
 (3) San Diego Slam, San Diego, Calif.  
 (4) Chase Fiesta Bowl Classic, Tucson, Ariz.  
 (5) Pacific Life Pac-10 Tournament, Los Angeles, Calif.  
 (6) NCAA First/Second Rounds, New Orleans, La.

2007-08

Won 0, Lost 14+

Coach: Kevin O'Neill

Fiesta Bowl Classic Champions

NCAA Tournament Participants

N13 +Northern Arizona (1)	W	76-69
N17 Virginia	L	72-75
N19 +UMKC (1)	W	81-62
N21 +Adams State (1)	W	88-64
N25 at Kansas (1) (ot)	L	72-76
N28 +Cal State Fullerton	W	91-65
D2 +Texas A&M (2)	W	78-67
D8 +vs. Illinois (3) (ot)	W	78-72
D16 +Fresno State	W	69-50
D19 +at UNLV	W	52-49
D22 +San Diego State (4)	W	74-58
D29 at Memphis	L	63-76
J3 *Oregon State	W	76-63
J5 *Oregon	L	74-84
J9 *at Arizona State (ot)	L	59-64
J12 +at Houston	W	85-71
J17 *at Stanford	L	52-56
J19 **at California	W	79-75
J24 **Washington State	W	76-64
J26 **Washington	W	84-69
J31 **at USC	W	80-69
F2 *at UCLA	L	60-82
F10 *Arizona State	L	54-59
F14 **California	W	83-73
F16 *Stanford	L	66-67
F21 *at Washington	L	66-75
F23 **at Washington State	W	65-55
F28 *USC	L	58-70
M2 *UCLA	L	66-68
M6 **at Oregon State	W	81-45
M8 *at Oregon	L	69-78
M12 +vs. Oregon State (5)	W	87-56
M13 vs. Stanford (5)	L	64-75
M20 +vs. West Virginia (6)	L	65-75

\* Pacific-10 Conference game (0-10, 7th+)  
 (1) Jayhawk Invitational  
 (2) Big 12/Pac-10 Hardwood Series  
 (3) at United Center, Chicago, Ill.  
 (4) Fiesta Bowl Classic, Tucson, Ariz.  
 (5) Pacific Life Pac-10 Tournament, Los Angeles, Calif.  
 (6) NCAA First/Second Rounds, Washington, D.C.  
 (+) Results vacated due to NCAA infractions under a previous head coach, including NCAA Tournament appearance. Actual on-court record was 19-15 overall, 8-10 in Pac-10 play.

2008-09

Won 21, Lost 14

Coach: Russ Pennell

Fiesta Bowl Classic Champions

NCAA Tournament Participants

N17 Florida Atlantic (1)	W	75-62
N18 UAB (1)	L	71-72
N24 vs. Mississippi Valley State (2)	W	86-52
N25 vs. Santa Clara (2)	W	69-66
N30 Northern Arizona	W	74-57
D2 Loyola Marymount	W	84-57
D5 at Texas A&M (3)	L	66-67
D10 San Diego State	W	69-56
D14 vs. Gonzaga (4)	W	69-64
D20 at UNLV	L	64-79
D23 Kansas (5)	W	84-67
D29 Weber State	W	71-65
J2 *at California	L	55-69
J4 *at Stanford	L	60-76
J8 *Oregon	W	67-52
J10 *Oregon State	W	64-47
J15 *at UCLA	L	60-83
J17 *at USC	L	64-65
J21 *Arizona State	L	47-53
J24 Houston (ot)	W	96-90
J29 *Washington	W	106-97
J31 *Washington State	W	66-56
F5 *at Oregon State	W	56-53
F7 *at Oregon	W	87-77
F12 *USC	W	83-76
F14 *UCLA	W	84-72
F22 *at Arizona State	L	68-70
F26 *at Washington State	L	69-53
F28 *at Washington	L	78-83
M5 *California	L	77-83
M7 *Stanford	W	101-87
M11 vs. Arizona State (6)	L	56-68
M20 vs. Utah (7)	W	84-71
M22 vs. Cleveland State (7)	W	71-57
M27 vs. (1) Louisville (8)	L	64-103

\* Pacific-10 Conference game (9-9, 15th)  
 (1) Dick's Sporting Goods NIT Season Tip-off, Tucson, Ariz.  
 (2) Dick's Sporting Goods NIT Season Tip-off Consolation, Athens, Ga.  
 (3) Big 12/Pac-10 Hardwood Series  
 (4) at U.S. Airways Center, Phoenix, Ariz.  
 (5) Fiesta Bowl Classic, Tucson, Ariz.  
 (6) Pacific Life Pac-10 Tournament, Los Angeles, Calif.  
 (7) NCAA First/Second Rounds, Miami, Fla.  
 (8) NCAA Midwest Regional, Indianapolis, Ind.

2009-10

Won 16, Lost 15

Coach: Sean Miller

N15 Northern Arizona	W	87-70
N19 Rice	W	66-49
N23 vs. Wisconsin (1)	L	61-65
N24 vs. Colorado (1) (ot)	W	91-87
N25 vs. Vanderbilt (1)	L	72-84
D2 UNLV (2ot)	L	72-74
D6 at Oklahoma (2)	L	62-79
D9 Louisiana Tech	W	83-67
D12 at San Diego State	L	46-63
D21 Lipscomb (ot)	W	83-82
D23 North Carolina State	W	76-74
D28 Brigham Young (3)	L	69-99
D31 *at USC	L	50-56
J2 *at UCLA	W	77-63
J8 *Washington State	L	76-78
J10 *Washington	W	87-70
J14 *at Oregon State	L	64-67
J16 *at Oregon	W	74-60
J23 *at Arizona State	W	77-58
J28 *Stanford	W	76-68
J31 *California	W	76-72
F4 *at Washington	L	75-81
F6 *at Washington State	L	60-78
F11 *Oregon	W	70-57
F13 *Oregon State	L	55-63
F21 *Arizona State	L	69-73
F25 *at California	L	71-95
F27 *at Stanford	W	71-69
M4 *UCLA	W	78-73
M6 *USC (2ot)	W	86-84
M11 UCLA (4)	L	69-75

\* Pacific-10 Conference game (10-8, 4th)  
 (1) EA Sports Maui Invitational, Lahaina, Hawaii  
 (2) Big 12/Pac-10 Hardwood Series  
 (3) Desert Diamond Fiesta Bowl Classic, Tucson, Ariz.  
 (4) Pacific Life Pac-10 Tournament, Los Angeles, Calif.

2010-11

Won 30, Lost 8

Coach: Sean Miller

Fiesta Bowl Classic Champions

Pacific-10 Conference Champions

NCAA Tournament Participants

N14 Idaho State	W	90-42
N18 New Mexico State	W	83-57
N21 Northern Colorado (1)	W	93-70
N23 Bethune-Cookman (1)	W	78-45
N26 vs. Santa Clara (2)	W	82-59
N27 vs. Kansas (2)	L	79-87
D1 at Rice	W	84-57
D5 Oklahoma (3)	W	83-60
D8 Cal State Fullerton	W	73-62
D11 vs. Brigham Young (4)	L	65-87
D16 Northern Arizona (5)	W	63-58
D19 at North Carolina State	W	72-62
D22 Robert Morris	W	82-56
D30 *at Oregon	W	76-57
J2 *at Oregon State	L	75-76
J6 *California	W	73-71
J8 *Stanford	W	67-57
J15 *Arizona State	W	80-69
J20 *at Washington	L	68-85
J22 *at Washington State	W	65-63
J27 *UCLA	W	85-74
J29 *USC	W	82-73
F3 *at Stanford	W	78-69
F5 *at California (3ot)	W	107-105
F13 *at Arizona State	W	67-52
F17 *Washington State	W	79-70
F19 *Washington	W	87-86
F24 *at USC	L	57-65
F26 *at UCLA	L	49-71
M3 *Oregon State	W	70-59
M5 *Oregon	W	90-82
M10 vs. Oregon State (6)	W	78-69
M11 vs. USC (6)	W	67-62
M12 vs. Washington (ot) (6)	L	75-77
M18 vs. Memphis (7)	W	77-75
M20 vs. Texas (7)	W	70-69
M24 vs. Duke (8)	W	93-77
M26 vs. Connecticut (8)	L	63-65

\* Pacific-10 Conference game (14-4, 1st)  
 (1) iBN Las Vegas Invitational, Tucson, Ariz.  
 (2) iBN Las Vegas Invitational, Las Vegas, Nev.  
 (3) Big 12/Pac-10 Hardwood Series  
 (4) at Energy Solutions Arena, Salt Lake City, Utah  
 (5) Fiesta Bowl Basketball Classic, Tucson, Ariz.  
 (6) Pacific Life Pac-10 Tournament, Los Angeles, Calif.  
 (7) NCAA Second/Third Rounds, Tulsa, Okla.  
 (8) NCAA West Regional, Anaheim, Calif.

2011-12

Won 23, Lost 12

Coach: Sean Miller

Fiesta Bowl Classic Champions

National Invitation Tournament Participants

N7 Valparaiso (1)	W	73-64
N9 Duquesne (1)	W	67-59
N13 Ball State	W	73-63
N17 vs. St. John's (2)	W	81-72
N18 vs. Mississippi State (2)	L	57-67
N23 San Diego State	L	57-61
N29 at New Mexico State	W	83-76
D3 Northern Arizona	W	53-39
D7 at Florida (ot)	L	72-78
D10 Clemson (3)	W	63-47
D17 vs. Gonzaga (4)	L	60-71
D20 Oakland	W	85-73
D22 Bryant	W	100-60
D31 *Arizona State	W	68-51
J5 *at UCLA (5)	L	58-65
J8 *at USC	W	57-46
J12 *Oregon State (ot)	W	81-73
J14 *Oregon	L	57-59
J19 *at Utah	W	77-51
J21 *at Colorado	L	63-64
J26 *Washington State	W	85-61
J28 *Washington	L	67-69
F2 *at California	W	78-74
F4 *at Stanford	W	56-43
F9 *Colorado	W	71-57
F11 *Utah	W	70-61
F16 *at Washington State	W	76-72
F18 *at Washington	L	70-79
F23 *USC	W	70-54
F25 *UCLA	W	65-63
M4 *at Arizona State	L	80-87
M8 vs. UCLA (6)	W	66-58
M9 vs. Oregon State (6)	W	72-61
M10 vs. Colorado (6)	L	51-53
M14 Bucknell (7)	L	54-65

\* Pac-12 Conference game (12-6/4th)  
 (1) 2K Sports Classic/Coaches vs. Cancer, Tucson, Ariz.  
 (2) 2K Sports Classic/Coaches vs. Cancer, New York, N.Y.  
 (3) Fiesta Bowl Basketball Classic, Tucson, Ariz.  
 (4) Battle in Seattle, Seattle, Wash.  
 (5) John R. Wooden Classic, Anaheim, Calif.  
 (6) Pacific Life Pac-12 Tourn., Los Angeles, Calif.  
 (7) National Invitation Tournament, Tucson, Ariz.

2012

Bahamas Tour (All Exhibition Games)

Won 2, Lost 0

Coach: Sean Miller

Ag11 Real Deal Shockers	W	136-76
Ag13 Bahamas All-Stars	W	99-57



( ) Captain

**A**

Abbot, Howard	1932, 33, 34
Aboud, Michael	1965, 66, (67)
Adams, Hassan	2003, 04, 05, 06
Albight, Dennis G.	1963, 65
Aleksa, Robert	1975, 76
Allen, Ronald S.	1973, (74)
Allin, Thomas R.	1941, 42
Anderson, Bruce D.	1970, 71, (72)
Anderson, Rick	1999, 2000, (02) (03)
Anderson, Warren A.	1970
Arenas, Gilbert	2000, 01
Arvizu, Robert	2011, 12
Ash, John	1997, 99, 00, 01

**B**

Bagga, David	2006, 07, 08, 09
Baldwin, Cecil Eugene	1957
Ballantyne, Thomas M.	1942, 43, 44, 46, 47
Balsley, Sam (Mgr.)	1965, 66
Barkley, John D. (Mgr.)	1956
Barmantloo, Marty	1995
Barnes, Richard L.	1970
Barrett, James T.	1912
Barringer, John B.	1936, 37
Barthels, Kendrick A.	1936
Bayless, Jerryd	2008
Beach, Charles F.	1913
Bejarano, Daniel	2011
Belobraydic, John M.	1979, 80, 81, 83
Bergman, Craig J.	1988
Berman, H. Robert	1918
Berra, Carl	1938, 39, (40)
Bibby, Mike	1997, 98
Biggs, John	1935
Birkner, Hugo Ernest	1907
Black, John Russell	1939, 40, 41
Black, William Thomas	1944
Blades, Ernest O.	1907, 08, 09, (10)
Blair, Joseph J.	1993, 94, 95, 96
Blankinship, James Darrell	1955
Blevins, Leon G.	1949, (50)
Bliss, Edward (Mgr.)	1926
Boddie, Jamal (Mgr.)	2006, 07, 08, 09
Bohannon, Etdrick S.	1993
Booker, George Vance	1923
Borodkin, Marvin	1942, 43, (46), 47
Bowen, Harold, (Mgr.)	1924
Brackenbury, Richard A.	1916, 17
Bradford, Hubert	1905
Bramlett, A.J.	1996, 97, 98, (99)
Brase, Matt	2004, 05
Brautigam, Roger	1966
Breck, William D.	1962, 63, 64
Brielmaier, Bret	2005, 06, 07, 08
Brittain, James A.	1959
Broadwater, Forrest Ronald	1932
Brooke, Paul C.	1917
Brooke, Eddie E. (Mgr.)	1927
Brooks, Kenneth (Mgr.)	1968, 69
Brookshier, Frank A.	1924, 25, (26), (27)
Brower, James E.	1953, 54, (55)
Brown, Andy	1994
Brown, Charles Owen, Jr.	(1905), (06)
Brown, J. Duncan	1927
Brown, Lawrence A.	1954
Brown, Roger G.	1918
Brown, Russell K.	1978, 79, 80, (81)
Bruner, John M.	1952, 53, (54)
Brunkhorst, Brock	1982, 83, 84, (85)
Buchanan, David (Mgr.)	2010, 11, 12
Budinger, Chase	2007, 08, (09)
Buechler, Judson D.	1987, 88, 89, (90)
Burns, David J.	1974, (75)
Bush, Julius Ralph	1918
Butts, Horatio Cotter	1926
Bynum, Will	2002
Byrne, Vincent R.	1932, 33, 34

**C**

Capps, Clarence R.	1945
Carroll, Arthur	1949, 51
Case, Travis J.	1951, 53
Castles, John, (Mgr.)	1999, 00, 01, 02, 03, 04
Cherry, Joe Wesley	1947, 48, 49
<b>Chol, Angelo</b>	<b>2012</b>
Christy, Marshall, (Mgr.)	1933
Clark, Marvin Carl	1923, 24, (25)
Clarke, Dan W.	1937, 38, (39)
Clausen, Monte C.	1961, 62, 63
Clemeons, Phillip	1919
Cloud, Leo Fredrick	1911, 12, 13, 14, (15)
Cochran, Horace Merle	1912, 13
Collins, Jeff	1981
Cohen, Adam (Mgr.)	2006, 07, 08
Coltrin, Marion J.	1936, 37

Conner, Jon C.	1958, 59, (60)
Conway, Joseph W.	1919
Conway, Raymond W.	1937, 38, 39
Cook, Anthony L.	1986, 87, 88, (89)
Cook, Charles E.	1964
Cook, Greg	1982
Cooke, Troy	1983, 84
Cooper, Eric E.	1986
Cox, Leander, Jr.	1938, 40
Coyle, Terence M.	1955, 56, 57
Crawford, Jon A.	1959
<b>Crawford, Quinton</b>	<b>2012</b>
Crismon, Edgar T.	1931, 32, (33)
Crouch, Cecil James	1948, 50
Crouch, Robert E.	1925, 26, 27
Crum, Hillard H. Jr.	1946, 47, 48, (49)
Cellen, Albert Vincent	1941, (42), 43
Culin, John Harding	1907, 08
Curry, Ron	1989
Cushman, John F.	1956

**D**

Daasch, Edward F.	1963 (Mgr.), 64 (Mgr.), 65
Danley, Alonzo Lee	1937, 38, 39
Dauk, Regis A.	1961, 62, 63
Davis, Ben	1995, (96)
David, Brian, L.	1987, 89, 90
Davis, Frank (Mgr.)	1934, 35
Davis, Ronald D.	1980, 81
Davis, William D.	1967, (68)
Davis, William Kenny	1977, 78
Davidson, Ross	2010
Davidson, Bennett	1997, 98
Decker, William J.	1962
DeFrancesco, Salvatore J., (Mgr.)	1955
Demc, Lawrence C.	1976, 77, 78, (79)
Dermody, Richard L.	1942, 43, 44
Derrett, Trevor (Mgr.)	2011, 12
Dickerson, Michael	1995, 96, (97), (98)
Dicus, Waldo M.	1928, 29, (30)
Diebold, Theodore R.	1927
DiGrazia, M. Lorry	1936, 37, 38
Dillon, Daniel	2005, 06, 07, 08
Dillon, Jerome L.	1951, 52
Donnelly, Raymond E.	1979, 80
Donovan, Tom	1943
Doolen, Edward W.	1963, 64, 65
Dosty, Robbie Dean	1978, 80, 81
Douglas, Ruben	1999
Doyle, James Perry	1919
Drachman, Byron C.	1926
Drucker, Melvyn (Mgr.)	1960
Dunlap, James E.	1950, 52, 53
Dutt, Marvin Alvin	1960, (61)
Duwe, Heman A.	1934, 35

**E**

Eafon, Kelvin	1995, 96
Echols, Randall E.	1973
Eddy, Jackson R.	1953, 54
Edgar, John	1985, (86)
Edgerton, Ambrose Earl	1907, 08
Edgerson, Eugene	1997, 98, 99, (2001)
Edwards, Lawrence	1928
Edwards, Philip C.	1971, 72, 73
Ehlmann, Thomas	1975
Elder, William David	1946
Elliott, Lloyd Creighton	1911, 13
Elliott, Robert A.	1974, 75, 76, (77)
Elliott, Sean M.	1986, 87, 88, (89)
Ellis, Bleu (Mgr.)	2005
Enke, Fred William	1946, 47, (48)
Ensor, Ken	1983, 84
Eppler, James F.	1956, 57
Erdhaus, J. Fred	1939
Ewald, Larry Douglas	1958

**F**

Farman, Richard R. (Mgr.)	1962
Fawcett, Preston (Mgr.)	2012
Feld, Jeff (Mgr.)	2006, 07, 08, 09, 10
Fellah, Anas	2002
Fickett, Webster L.	1914
Filbrun, Davis Eugene	1932, 33, 34
Filbrun, William Lindsey	1940, 41
Flanagan, Kevin T.	1991, 92, 93, (94)
Flannery, John B. (Mgr.)	1954
Fleming, Albert Jr.	1973, 74, 75, (76)
Flynn, Wesley T.	1961, 62, (63)
Fogg, Kyle	2009, 10, 11, 12
Forbes, Joyce E.	1962
Foster, Michael E.	1968, 69, (70)
Fox, Harvey B.	1964, 65, (66)
Fox, Isaiah	2002, 03, 05, 06
Fraser, Bruce T.	1985, 86, 87
Frazier, Lamont	2000, 01
Frye, Channing	2002, 03, (04), (05)
Fuller, Ronald	1976

**G**

Garcia, Rudolph R. (Mgr.)	1962
Gardner, Jason	2000, 01, (02), (03)
Gardner, L. Scott	1972
Gatchel, Donald G.	1940, 41
Gary, Reginald E.	1993, 94, 95, (96)
Geldmacher, Jay L.	1974
Genesen, Barry (Mgr.)	1964
Genung, George Farrell	1942, (43), (44), 46, 47
Gibbings, Frank Tom	1924, 26
Gillem, Alvan Cullam, Jr.	1907, 08
Gitles, Gerald A. (Mgr.)	1952
Gladney, Jerome C.	1974, 75, 76, 77
Glennon, Joseph Henry	1913
Goar, H. Lionel	1956, 57
Goar, Leon O.	1955
Goodman, A. Harold	(1945), 46
Goodman, Neil Nathaniel	1929, (30)
Goodwin, Gordon Austin	1920, 21
Gordy, Leonard	1974, 75, 76, (77)
Graham, John O.	1931
Gray, Harry J.	1931
Green, Pharoah (Mgr.)	2011, 12
Greene, Bradley W.	1967, 68
Greene, George E.	1949, 50
Greenfield, Tom Guy	1937, 38
Gridley, Rollin T.	1925, 26, 27
Grimes, Stanley E. (Mgr.)	1956, 57
Grossetta, Warren Arthur	1908, (Mgr.) 09

**H**

Hall, Robert Lakenan	1944
Ham, Cox (Mgr.)	1940
Hanour, Travis	2001
Hansen, James E.	1967, 68, (69)
Hansen, Peter	2002
Hansen, Robert L.	1964, 65, (66)
Harbour, John L.	1968, 69
Hargis, William	1930
Harper, Wilmer Eugene	1939, 40, (41)
Harris, Donnell	1996, 97, 98
Harris, Russell	2000
Harrington, Richard (Mgr.)	1959, 60
Harris, Herman B.	1974, 75, 76, (77)
Harris, Lawrence R.	1962, 63, 64
Harris, Lynamard	1972, (73)
Harrison, Gary L.	1975, 76, 77
Hartman, Minor Louis	1911
Haskin, David	1983, 84, 85, 86
Hatcher, Burrell Richard	1905, 07
Hawkins, Jim (Mgr.)	2004, 05, 06, 07
Hawthorne, George N.	1979, 80
Hayes, Francis Robert. (Mgr.)	1912, (13), (Mgr.) 14
Hayhurst, Normal Clifton	1938
Held, Eddie Charles	1942, 43
Helm, Hugh Max	1936, 37, (38)
Helm, Walter M.	1936, 37, (38)
Henderson, Ronald Clyde	2004, 05, 06, 07
Hennick, Ryan (Mgr.)	2010, 11
Herndon, James Prugh	1917, 18, (19)
Hill, Jordan	2007, 08, 09
<b>Hill, Solomon</b>	<b>2010, 11, 12</b>
Hobbs, John Cole	1920, 22, 23
Honea, Robert L.	1949, 50, (51)
Hopkins, Robert Louis	1957, 58, (59)
Horne, Jamelle	2008, 09, 10, (11)
Howell, Jack R.	1949, 51, 52
Howell, Robert E.	1954
Huckestein, James W.	1971, (72)
Hudak, William C. (Mgr.)	1954, 56
Hull, T. Gordon	1924

**I**

Iguodala, Andre	2003, 04
Inglis, David L.	1953, 56
Irvine, Wm.C. (Mgr.)	1950
Irving, John L.	1973
Iselin, Albin A.	(1918)
Islas, Oscar H.	1952, 54

**J**

Jack, William Christian	1934
Jackson, George Dewar	1936, 37, 38
Jackson, Jake (Mgr.)	2006, 07, 08, 09, 10
Jackson, Keith	1982, 83, 84, 85
Jacobs, Gerald T.	1965
Jacobs, Rolf A.	1985, 86
Jacobson, Alex	2009, 10, 11, (12)
Jacoby, David Theodore	1921
Jefferson, Richard	1999, 2000, 01
Jenkins, Ortege	1998
Jensen, Joseph (Mgr.)	2003, 04, 05, 06
Johnson, Albert J.	1963, 64, 65
Johns, Cliff	1993
Johnson, Deron	1991, 92

Johnson, George	1932, 33, (34)
Johnson, Leo C.	1949, 50, (51)
<b>Johnson, Nick</b>	<b>2012</b>
Johnson, Roger E.	1950, 51, (52)
Johnson, Samuel H.	1936, 38, 39
Johnson, Zane	2008, 09
Johnston, James H.	1950
Jones, Lamont	2010, 11
Jones, Mitchell E.	1976, 78
Jones, Percy Wonson	1907
Jones, Robin (Mgr.)	1970, 71, 72
Jordan, George Bernie	1938, 39, (40)
Jordan, Robert C.	1960
Judkins, Garland	2009
Jung, Brian E.	1976, 77
Jung, Mark	1982

**K**

Kain, Sidney L.	1952, 53
Kannner, Steven M.	(1975)
Keener, Joey (Mgr.)	2010, 11
Kelley, Jarvis	1994
Kelly, William (Mgr.)	2007, 08, 09, 10
Kemmeries, William F.	1951, 52, (53)
Kentz, Joe (Mgr.)	1967, 68
Kerr, Steven D.	1984, 85, (86), (88)
Kinkade, Kevin W.	1975
Kordik, Michael W.	(1968)
Kurtz, Ken Joe	1965

**L**

Lampner, Leon (Mgr.)	1945
Larson, Bruce Alan	1949, 50
Latimore, Dennis	2002
Lavender, Brendon	2009, 10, 11, 12
LaVetter, Charles N.	1964
Lavoy, Thomas O.	1963, 64, 65
Lawson, Thomas E.	1972, (73)
LaZar, Arthur M.	1961
Lazovich, Eli S.	1952, 53, 54, (55)
Lee, Jason	1997
Lee, Thomas C.	1969, 70, (71)
Lee, N. Warner	1959, 60
Leftault, Charles J.	1952, 53
Leiber, Henry Edward	1931
Leshler, Charles Zaner	1916
Lester, Walter Coyle	1924, 26
Levine, Aaron (Mgr.)	2010, 11, 12
Lewis, John William	1905
Lindstrom, E.Gordon	1967, 68
Lloyd, Gregory	1976
Lockling, Bret Harlow	1920, 21, (22)
Lofton, Kenneth	1986, 87, 88, 89
Low, John H. (Mgr.)	1942, 43
Lubbers, Earl R.	1957
Lutich, Balbo J.	1951
Lutz, Cedric (Mgr.)	1932

**M**

Mack, Francis C.	1912, 13, (Mgr.) 15
Maffeo, James Stephen	1914, 15 (Mgr.) 16, (17)
Magno, Jack	1982
Mann, William Gibson	1947, 48, (49)
Marsh, Chester L.	1925, 26
Marshall, Timothy D.	1976, 77, 78
Mason, Harvey J.	1987, 88, 89, 90
Matulis, Adolph John	1941
Maxey, Sylvester A.	1976
Maxwell, Robert E. Jr.	1959
<b>Mayer, Jordin</b>	<b>2011, 12</b>
McAndrew, Patrick F.	1966
McClellan, Jawann	2005, 06, 07, (08)
McCray, Ernest C.	1958, 59, (60)
McIntyre, John Jacob	1946, 48
McKinney, Walter	1969, 70, 71
McLean, Joseph R.	1993, 94, 95, (96)
McMillan, Craig S.	1985, 86, 87, 88
McSherry, Frank J.	1916, 17
Mellon, Donald E.	1980, 82, 83
<b>Mellon, Drew</b>	<b>2012</b>
Metz, Dean L.	1955, 56
Mikla, Tony, (Mgr.)	1998, 99, 00, 01, 02
Miller, Leslie Creighton	1908, 09, 10
Miller, Charles W.	1925, 26, 27
Miller, Charles W.	1980, 81, 82
Miller, David (Mgr.)	2011, 12
Miller, John Robert	1942, 43, 44
Mills, Christopher L.	1991, 92, (93)
Ming, Marcus Aurelius Smith (Mgr.)	1961
Mitchell, Lanny R.	1970, 71
Mitchell, Wm. (Mgr.)	1961
Moe, Richard L. (Mgr.)	1954, 55, 56, 57
Mory, Eric V.	1973, (74)
Morales, Tony Leyva	1947, 48, 50
Morris, Lawrence Charles	1917
Mosebar, David P.	1980
Mower, Richard Lee	1957, 58, (59)



Muehlebach, Lawrence M. 1988, 89, 90, (91)  
 Mueller, Robert Louis ..... 1956, 57, 58  
 Muhlbach, Beau ..... 2004  
 Murphy, Jack, (Mgr.) .. 1999, 00, 01, 02, 03  
 Myers, Eddie M. .... 1969, 70, 71  
 Myles, Gilbert ..... 1975, 76, 77

## N

Naegle, Raymond Lynn ..... 1940  
 Najera, Magarito (Mgr.) ..... 2010, 11, 12  
 Natyazhko, Kyryl ..... 2010, 11, 12  
 Nehls, Joseph A. .... 1978, 79, (80)  
 Nelson, Myron ..... 1929, 30, (31)  
 Newsome, John ..... 1966, 67  
 Nordyke, Spencer P. (Mgr.) ..... 1930  
 Norman, Coniel ..... 1973, (74)  
 Norris, William H. Jr. .... 1972  
 Nymeyer, Edward Fred ..... 1956, 57, (58)

## O

O'Donald, William A. .... 1955, 56, 57  
 O'Haco, Michael ..... 1941  
 Oldham, James R. .... 1925  
 Onobun, Fendi ..... 2006, 07, 08, 09  
 Oosterveen, Ernest ..... 1955, 56  
 Othick, Matt ..... 1989, 90, 91, (92)  
 Owes, Raymond ..... 1992, 93, 94, (95)

## P

Pace, Roy (Mgr.) ..... 1925  
 Padelford, John Carlton Jr. ... 1943, 47, (48)  
 Palm, Robert ..... 1935  
**Parrom, Kevin** ..... 2010, 11, 12  
 Pastner, Josh ..... 1997, 98, 99, 2000  
 Patten, Eugene V. .... 1924  
 Patten, Harold A. .... 1928, 29, 30  
 Penner, Paul H. .... 1950  
 Perry, Jesse ..... 2011, 12  
 Peterson, Alan (Mgr.) .. 2005, 06, 07, 08, 09  
 Peterson, Charles Phillip ..... 1945  
 Peterson, Wiley K. .... 1928  
 Peyton, David (Mgr.) ..... 1954  
 Phelps, Wilford W. .... 1916, 17  
 Pickett, Theodis ..... 1964, 65, 66  
 Pistor, William Jacob ..... 1919, 20, 21, 22  
 Pitts, Wm. E. (Mgr.) ..... 1954  
 Ponsford, George A. .... 1932, 33, 34  
 Porter, Todd ..... 1983  
 Porter, William A. .... 1915, 16  
 Post, James (Mgr.) ..... 2000, 01, 02  
 Preininger, Clair B. .... 1935  
 Prince, J.P. .... 2006  
 Pryce, William M. .... 1928

## R

Rachim, Abe (Mgr.) ..... 1937  
 Raczynski, Adam (Mgr.) .. 2004, 05, 06, 07  
 Radenkovic, Nick (Mgr.) ..... 2012  
 Radenovic, Ivan ..... 2004, 05, (06), (07)  
 Raffety, Jack ..... 1931, (32)  
 Ranne, Jason ..... 2001, 02, 03, (04)  
 Rappis, James M. .... 1973, 74, 75, (76)  
 Reager, Ralph D. .... 1935  
 Rebstock, Duane ..... 1909 (Mgr.), 10, 11  
 Redd, Hadie ..... 1954, 55  
 Redfern, Milton L. .... 1927, 28  
 Reeves, Khalid ..... 1991, 92, 93, (94)  
 Reeves, Robert William ... 1955, (56), (57)  
 Reynolds, A.S. (Mgr.) ..... 1948, 50  
 Rhodes, Ralph Lyman ..... 1913, 14  
 Rhodes, Raymond L. (Mgr.) ..... 1948, 49  
 Rhodes, William A. (Mgr.) ..... 1958  
 Richey, Jason ..... 1994  
 Richmond, Lincoln A. 1944, 46, (47), 48, 49  
 Ricks, Claude Lee, Jr. (Mgr.) ..... 1947, 48  
 Ridge, Warren C. .... 1956, 57, (58)  
 Ridgway, George Richard ... 1929, 30, (31)  
 Rigdon, Dylan M. .... 1993, 94  
 Riggs, John D. .... 1930  
 Robertson, George B. .... (1909)  
 Robinson, Dwayne M. .... 1937  
 Rochlin, Abraham (Mgr.) ..... 1937  
 Rodgers, Chris ..... 2003, 04, 05, 06  
 Rooks, Sean Lester ..... 1989, 90, 91, (92)  
 Root, Richard A. .... 1966, 67, 67  
 Rosborough, Greg (Mgr.) .. 2002, 03, 04, 05  
 Rountree, George ..... 1953, 54, (55)  
 Rubin, Jacob (Mgr.) ..... 2011  
 Ruman, Robert P. .... 1941, (42), 43  
 Rustand, Warren S. .... 1963, (64), 65

## S

Salazar, Jose Urbano ..... 1907, (08), 10  
 Sander, Ben (Mgr.) ..... 2012  
 Sancet, Frank ..... 1929  
 Schlebaum, Wm. Michael ..... 1958  
 Schmidt, Casey ..... 1990, 91  
 Scholtzhauer, Walter S. .... (1935), 36

Schuff, David A. .... 1951  
 Schwertley, Michael ..... 2000, 02  
 Scott, Gregg ..... 1983  
 Scurlock, Dan A. .... 1961  
 Seal, James G. .... 1959  
 Seigle, Kennth Garland ..... 1937, 39  
 Sessions, Alm Preston .... 1913, 14, 15, (16)  
 Shakur, Mustafa, ..... 2004, 05, (06), (07)  
 Shoemaker, Tom R. .... 1951  
 Shumpert, D.J. .... 2009, 10  
 Sieger, Elias ..... 1948  
 Silverstein, Louis ..... 1944, 46  
 Simon, Miles ..... 1995, 96, (97), (98)  
 Sirtine, George Keith ..... 1945  
 Skaisgir, Joseph G. .... 1961, (62)  
 Skousen, Clarence ..... 1925  
 Slonaker, Alter L. .... 1918, 19, (20)  
 Smallwood, Eugene E. (Mgr.) ..... 1951  
 Smith, Clarence J., Jr. (Mgr.) ..... 1951  
 Smith, Eddie ..... (1984), 85  
 Smith, Frank H. Jr. .... 1980, 81, (82), 83  
 Smith, John A. .... 1978, 79, 80, 81  
 Smitheran, William R. .... 1953, 54  
 Sorenson, George ..... 1927, (28), (29)  
 Souter, James (Mgr.) .... 1958, (Mgr.) 50  
 Spahn, Robert G. .... 1964, 65, (66)  
 Spaulding, George Frederick ..... (1911)  
 Spencer, Lucas ..... 2008  
 Stamps, Roland A. .... 1968  
 Stanton, Allan Jaynes ..... 1951, 52  
 Steele, James Charles ..... 1945  
 Stevens, Russell L. .... 1960, 61  
 Stevens, Sam S. .... 1946  
 Stewart, Jason ..... 1997, 98, 99  
 Stewart, Jesse Hobson ..... 1905  
 Stokes, Edward K. .... 1990, 91, 92, 93  
 Stoudamire, Damon ... 1992, 93, (94), (95)  
 Stoudamire, Salim ..... 2002, 03, 04, (05)  
 Strigel, J. Donald ..... 1928, 29, 30  
 Strong, Leon Henri ..... 1909  
 Strong, Paul A., ..... 1972, 73  
 Sullivan, James Daniel ..... (1912)  
 Sutton, Tom ..... 1966  
 Swick-Vialo, Mitchell ..... 1930

## T

Tait, Michael ..... 1984  
 Tangara, Mohamed ..... 2006, 07, 08  
 Tatum, Tyler (Mgr.) ..... 2010, 11, 12  
 Taylor, Greg ..... 1983  
 Taylor, Morgan ..... 1983, 85  
 Taylor, Philip E. .... 1975, 76, 77, (78)  
 Tebbs, Quynn ..... 1998  
 Terry, Jason ..... 1996, 97, 98, (99)  
 Tewksbury, Raymond W. .... 1931  
 Thomas, Robert Russell ... 1921, 22, 23, 24  
 Thomason, Austin ..... 1931  
 Thompson, Arthur Perry (Mgr.) ..... 1908  
 Tolbert, Byron Thomas ..... 1987, 88  
 Thompson, Harvey ..... 1982, 83, 84  
 Torres, Filberto ..... 2002, 03, 04  
 Torres, Paul (Mgr.) ..... 2008  
 Tovrea, Harold Charles 1921, 22, (23), (24)  
 Tovrea, J. Howard (Mgr.) ..... 1928  
 Trask, Willaim T. (Mgr.) ..... 1970  
 Treat, James M. (Mgr.) ..... 1972  
 Triniman, Richard ..... 1923  
 Troutt, Maurice Kenneth ..... 1949, 50  
 Troutz, Andrew Jack ..... 1946  
 Truman, Irvong F. .... 1913, 14  
 Tucker, Ben (Mgr.) ..... 2008, 09, 10, 11  
 Turley, Harold E. .... 1934, 35  
 Turner, Joe L. .... 1985, 86, 87, 88  
 Turner, John M. (Pat) ..... 1936  
 Turner, John W. Jr. .... 1930  
 Turner, Josiah ..... 2012

## U

Udall, Calvin H. .... 1945  
 Udall, Morris K. .... 1942, (47), 48  
 Udall, Stewart Lee ..... 1939, 40, 46  
 Ugrin, John A. .... 1969, 71  
 Underhill, Howard Lawrence Talcott  
 ..... 1911 (Mgr.), 12

## V

Van Atta, Thomas A. (Mgr.) ..... 1955  
 Van Coevering, James ..... 1969, 70  
 Van Dusan, Robert E. .... 1923  
 Van Hook, Jack R. .... 1936  
 Van Keuren, Jordan (Mgr.) ..... 2010  
 Vasey, Kyle (Mgr.) ..... 2012  
 Verdejo, Jesus ..... 2005  
 Vialo, Mitchell Swick ..... 1930  
 Vickers, Elmer Francis Jr. ... 1934, 35, (36)  
 Vlahogeeorge, John ..... 1982

## W

Wagner, Joseph William ..... 1955, (56)  
 Wakefield, James H. .... 1973, 74  
 Walker, Rickey ..... 1982  
 Wallace, Thomas Jay, .... 1918, 19, (21), 22  
 Walters, Charles N. (Mgr.) ..... 1936  
 Walters, Kirk ..... 2004, 05, 06, 08  
 Walton, Luke ..... 2000, 01, (02), (03)  
 Warford, Ralph Elmo ..... 1935, 36, (37)  
 Warner, William ..... 1969, 70, 71  
 Warnock, Harold Charles ..... 1932, 33, 34  
 Washington, Herbert A. .... 1907  
 Webb, Wilber C. .... 1930  
 Weese, Charles Wm. .... 1960, (61)  
 Welton, Rex M. .... 1967, 68, 69  
 Weigl, Nathan (Mgr.) .... 2001, 02, 03, 04  
 Wessel, Justin ..... 1998, 99, 2000, (01)  
 Westfall, Leslie ..... 1940, 41, 42  
 Wheatley, Bruce M. .... 1986  
**Wiepking, Max** ..... 2010, 11, 12  
 Williams, Brian C. .... 1990, 91  
 Williams, Corey ..... 1993, 94, 95, (96)  
 Williams, Derrick ..... 2010, 11  
 Williams, Joe (Mgr.) ..... 2002, 03, 04, 05  
 Williams, Marcus ..... 2006, 07  
 Williams, Peter ..... (1984), 85  
 Williams, Thomas ..... 1977, 78  
 Wilson, Gordon Kenneth ..... 1954  
 Wilson, Puntus ..... 1983  
 Wilson, Traves ..... 1999  
 Winters, Ralph Curtis ..... 1935  
 Wise, Dondre ..... 2010, 11, 12  
 Wise, Nic ..... 2007, 08, (09), (10)  
 Wolfin, Hugh M. .... 1907  
 Womack, Wayne ..... 1989, 90, 91, (92)  
 Wood, Osie Leon III ..... 1980  
 Wooddell, Charles Edward ..... 1905  
 Woods, Loren ..... 2000, (01)  
 Wright, Michael ..... 1999, 2000, 01  
 Wuerderman, Emil K. .... 1905  
 Wuerderman, Walter Henry ..... 1910

## Y

Young, Robert Kirk ..... 1960, 61, 62  
 Yurkovich, Dan ..... 1945

## Z

Zahn, Andrew ..... 2002  
 Zeller, Miles Murton ..... 1959  
 Zeno, Michael G. .... 1979

## Active Players listed in Bold



## Since 1940

### 00

Gilbert Myles, G, 1974-78  
Anthony Cook, F, 1985-89

### 0

Gilbert Arenas, G, 1999-2001  
Jerrid Bayless, G, 2007-08  
Dondre Wise, 2010-12

### 1

Leon Wood, G, 1979-1980  
Fendi Onobun, F, 2008-09  
Kyryl Natyazhko, C, 2009-11  
Sidiki Johnson, F, 2011-12

### 2

Luke Recker, G/F, 1999-2000  
Michael Wright, F, 2000-01  
Isaiah Fox, C, 2002-06  
Zane Johnson, F, 2007-09  
Daniel Bejarano, G, 2010-11

### 3

Garland Seigle, G, 1939-40  
Gail Standage, F, 1944-45  
Tony Morales, F, 1948-50  
Art Carroll, F, 1950-51  
Haddie Redd, F, 1951-52  
Jackson Eddy, F, 1952-53  
Rudy Garcia, G, 1956-57  
Jon Conner, G, 1958-60  
Khalid Reeves, G, 1990-94  
Loren Woods, C, 1999-2001  
Will Bynum, G, 2001-03  
Marcus Williams, G, 2005-07  
**Kevin Parrom, G/F, 2009-12**

### 4

L.J. Cox, C, 1939-40  
Helm Hugh, G, 1940-41  
Sidney J. McDuff, G, 1944-45  
William Storie, F, 1945-46  
Leo Johnson, G, 1949-51  
Jon Bruner, F, 1951-53  
Rick Dienes, G/F, 1959-60  
Bill Mower, G, 1959-61  
Buster Forbes, G, 1961-62  
Ben Davis, C, 1994-96  
Luke Walton, F, 1998-2003  
Garland Judkins, G, 2008-10

### 5

John Black, G, 1939-41  
Jimmy Steele, F, 1944-45  
Tim Ballantyne, C, 1945-46  
Leon Blevins, F, 1948-50  
Dave Schuff, F, 1950-51  
Oscar Islas, F, 1951-52  
Rudy Castro, G, 1952-53  
Terry Coyle, G, 1954-55  
Frank Nelson, G, 1956-57  
Andy Liechty, F, 1958-59  
Bill Mower, G, 1959-61  
Buster Forbes, G, 1961-62  
Ruben Douglas, G, 1998-99  
Travis Hanour, G, 2000-02  
Jawann McClellan, G, 2004-08  
Robert Arvizu, G, 2010-12

### 6

Mike O'Haco, G, 1939-40  
Bob Ruman, F, 1940-41  
John Angulo, F, 1944-46

### 7

Don Gatchel, G, 1939-41  
Jack Troutz, F, 1944-46

### 8

Dave Hood, G, 1939-40  
Mike O'Haco, F, 1940-41  
Louis Silverstein, G, 1944-46

### 9

Wilmer Harper, F, 1939-41  
Paul Lerado, G, 1944-45  
Fred W. Enke, F, 1945-46

## 10

Lynn Naegle, F, 1939-41  
Philip Peterson, C, 1944-45  
William Elder, F, 1945-46  
Jim Steele, F, 1947-48  
Jon Conner, G, 1958-60  
Wes Flynn, G, 1961-63  
Ken Kurtz, G, 1964-65  
Walt McKinney, G, 1968-71  
Joe Nehls, G, 1976-77  
Russell Brown, G, 1977-81  
Brock Brunkhorst, G, 1981-85  
Jason Richey, G, 1993-94  
*Mike Bibby, G, 1996-98*

## 11

Leslie Westfall, C, 1939-40  
Adolph Matulis, G, 1940-41  
Stewart Udall, G, 1945-46  
Jim Troutt, F, 1948-51  
Ed Fender, G, 1951-52  
Ted Lazovich, F, 1954-55  
Rudy Garcia, G, 1958-59  
Bob Jordan, G, 1959-60  
Wes Flynn, G, 1961-62  
Chuck Lavetter, G, 1962-63  
Bob Spahn, G, 1965-66  
John Padelford, G, 1968-69  
Lanny Mitchell, G, 1969-71  
Jim McLaughlin, G, 1971-72  
Maxey Sylvester, G, 1975-76  
Michael Tait, G, 1983-85  
Kenny Lofton, G, 1985-89  
Casey Schmidt, G, 1989-91  
Dylan Rigdon, G, 1993-94  
Kelvin Eafon, G, 1994-96  
Travis Wilson, G, 1998-99  
Jason Ranne, G, 2000-04  
David Bagga, G/F, 2005-09  
Josiah Turner, G, 2011-12

## 12

George Jordan, F, 1939-40  
Harry Chambers, C, 1940-41  
Robert Fitzpatrick, G, 1944-45  
Marvin Borodkin, G, 1945-46  
Bob Honea, F, 1948-51  
Tom Cash, F, 1951-52  
David Inglis, G, 1952-53  
John Cushman, F, 1956-57  
Andy Liechty, F, 1958-59  
Bob Jordan, G, 1959-60  
Bill Decker, G, 1961-62  
Dennis Albright, F/G, 1962-65  
Pat McAndrew, G, 1965-67  
Roland Stamps, G, 1967-68  
Mark Scurich, G, 1969-70  
Ron Allen, G, 1972-74  
Gary Harrison, G, 1974-77  
Tommy Williams, G, 1977-78  
Ricky Walker, G, 1980-82  
Puntus Wilson, G, 1982-83  
Matt Othick, G, 1988-92  
Josh Pastner, G, 1996-2000  
Fil Torres, G, 2002-04  
Daniel Dillon, G, 2004-08  
Lamont Jones, G, 2009-11

## 13

Carl Cameron, G, 1939-40  
Art Mallamo, G, 1940-41  
Keith Serrine, G, 1944-45  
Ernie McCray, F, 1958-60  
Bill Decker, G, 1961-62  
Rolf Jacobs, F, 1984-87  
Donnell Harris, F, 1994-98  
Andrew Zahn, F, 2000-02  
Chris Rodgers, G, 2002-06  
Nic Wise, G, 2006-10  
**Nick Johnson, G, 2011-12**

## 14

Carl Berra, F, 1939-40  
Lauren Batty, G, 1940-41  
Donald Higgins, C, 1944-45  
C.L. Bradford, F, 1945-46  
Art Carroll, G, 1948-49  
Manuel Gutierrez, G, 1949-50  
Bob Davis, G, 1950-51  
Web Small, G, 1951-52  
Allan Stanton, G, 1952-53

Bill Wagner, G, 1954-55  
Dick Mowher, F, 1958-60  
Kirk Young, F, 1959-62  
Albert Johnson, C/F, 1962-65  
Bill Davis, F/C, 1966-68  
Bill Warner, G, 1968-71  
Gene Moore, F, 1971-72  
Eric Money, G, 1972-74  
Steve Kanner, G, 1974-75  
Tom Ehlmann, G, 1975-76  
John Smith, G, 1977-81  
John Vlahgeorge, G, 1981-82  
Ken Ensor, G, 1982-83  
Eddie Smith, F, 1983-85  
James Harbour, G, 1995-96  
Jason Richey, G, 1994-95  
Ortege Jenkins, G, 1996-97  
Michael Schwertley, F, 1999-2001  
Peter Hansen, F, 2001-02  
Beau Muhlbach, G, 2003-05  
Mohamed Tangara, F, 2005-08  
Brendon Lavender, G, 2008-09  
Kyryl Natyakhko, C, 2011-12

## 15

Tom Allan, F, 1939-41  
Harold Goodman, F, 1944-46  
Jack Howell, 1950-51  
Kevin Rountree, F, 1952-55  
Wayne Burke, F, 1958-59  
Kirk Young, F, 1959-62  
Warren Rustand, G, 1962-65  
Dick Root, F, 1965-68  
Warren Flagg, G, 1969-70  
Scott Gardner, G, 1971-72  
Jim Rappis, G, 1972-76  
Steve Lake, G, 1977-78  
Ron Davis, F, 1979-81  
Pete Murphy, G, 1981-82  
Joe Mclean, G, 1992-96  
John Ash, G, 1997-2001  
Mustafa Shakur, G, 2003-07

## 16

William Flake, G, 1939-41  
Robert Kryder, C, 1944-45  
John McIntyre, F, 1945-46

## 17

Stewart Udall, G, 1939-40  
Les Westfall, C, 1940-41  
Clarence Capps, G, 1944-45  
Lincoln Richmond, F, 1945-46  
Sam Stevens, C, 1945-46  
Al Kivel, F, 1946-47

## 18

Gerald Badgett, G, 1945-46

## 19

Billy Mann, G, 1946-47  
Roman De Sanctis, F, 1948-49  
Howard Lopizich, G, 1949-50  
Roy Brown, G, 1952-53

## 20

John Padelford, F, 1946-48  
Bill Boyer, F, 1949-50  
Oscar Bueno, F, 1950-51  
Larry Ewald, C, 1958-59  
Dick Cunningham, G, 1959-60  
Dan Breck, C, 1961-62  
Eddie Brown, G, 1962-63  
Chuck LaVetter, G, 1963-64  
Dennis Rajsich, G, 1967-70  
Greg Lloyd, F, 1976-77  
Troy Cooke, G, 1982-84  
Craig McMillan, G, 1984-88  
Damon Stoudamire, G, 1991-95  
Salim Stoudmire, G, 2001-05  
Dondre Wise, G, 2009-10  
**Jordin Mayes, G, 2010-12**

## 21

Max Spilsbury, C, 1946-47  
Cecil Crouch, F, 1947-49  
Roger Johnson, G, 1949-52  
James Brown, G, 1952-53  
Jim Brower, G, 1954-55  
Dan Breck, C, 1961-62  
Jim Douglas, G, 1962-63

Jamie Foster, F, 1964-65  
Gordon Lindstrom, F, 1965-66  
Mike Welton, G, 1966-69  
Charles McKee, G, 1969-70  
Jim Huckstein, G, 1970-71  
Dick Mowher, F, 1958-60  
Jim Huckstein, G, 1971-72  
Jim McLaughlin, G, 1972-73  
Len Gordy, G, 1973-77  
Robbie Dosty, F, 1977-81  
Keith Jackson, F, 1981-85  
Eric Cooper, G, 1985-87  
Brian Williams, C/F, 1989-91  
Brian Nelson, G, 1991-92  
Etdrick Bohannon, C, 1992-93  
Andy Brown, F, 1993-94  
Bennett Davison, F, 1996-98  
Michael Wright, F, 1998-2000  
Hassan Adams, G, 2002-06  
Kyle Fogg, G, 2008-12

## 22

Link Richmond, F, 1946-49  
Honon Thomas, F, 1949-50  
Gayle Smith, G/F, 1950-51  
George Roundtree, G, 1951-52  
Frank Nogales, F, 1952-53  
Bill O'Donald, F, 1954-55  
Cal Durand, G, 1956-57  
Rudy Garcia, G, 1958-59  
Rick Dienes, G/F, 1959-60  
Keith Frye, G, 1961-62  
Charlie Cook, G, 1962-64  
Buddy Doolen, G, 1962-65  
Nyal Leslie, G, 1965-66  
Bradley Greene, G, 1966-68  
Larry Rote, G, 1969-70  
John Bradley, F, 1971-72  
Coniel Norman, G/F, 1972-74  
Herman Harris, G/F, 1973-74  
Tom Ehlman, G, 1974-75  
Tim Marshall, F, 1975-78  
Ray Donnelly, F/G, 1978-80  
Greg Cook, F, 1980-1982  
Greg Scott, G, 1982-83  
Ken Ensor, G, 1983-84  
Bruce Fraser, G, 1984-87  
Ray Owes, F, 1991-95  
Rick Anderson, F, 1998-1999  
*Jason Gardner, G, 1999-2003*

## 23

Tony Morales, F, 1946-48  
Jack Voorhies, G/F, 1949-50  
John Peterson, C, 1950-51  
Charles Leftault, G, 1951-53  
Haddie Red, G, 1954-55  
Larry Ewald, G, 1958-59  
Dick Cunningham, G, 1959-60  
Keith Frye, G, 1961-62  
Jamies Foster, F, 1962-63  
Ted Pickett, F, 1964-66  
Gordon Lindstrom, F, 1966-68  
Wayne Burke, F, 1958-59  
Tom Lee, F, 1968-71  
Bill Norris, G, 1971-72  
Greg Lloyd, G, 1975-76  
Tom Tolbert, C/F, 1986-88  
Deron Johnson, F/G, 1989-93  
Michael Dickerson, F, 1994-98  
Lamont Frazier, G, 1999-2001  
Jesus Verdejo, G, 2004-06  
Derrick Williams, F, 2009-11

## 24

Steve Chalmers, F, 1946-47  
Murray Hammock, G, 1947-48  
George Greene, G, 1948-50  
Bill Kemmeries, F, 1950-53  
Ernie Oosterveen, G, 1954-55  
Louis Hopkins, G, 1958-59  
Mike Schleibaum, F, 1959-60  
Eddie Brown, G, 1961-62  
Dan Breck, C, 1962-64  
Kevin Kelly, F, 1965-66  
Wayne McDonald, F, 1966-67  
John Ugrin, F, 1968-69  
Youree Myers, G, 1970-71  
Ed Weatherspoon, G, 1971-72  
Randy Echols, G/F, 1972-73  
Herman Harris, G/F, 1974-77

Joe Nehls, G, 1977-1980  
 Jeff Collins, G, 1980-1982  
 David Haskin, G/F, 1982-86  
 Matt Muehlebach, G, 1987-91  
 Sean Allen, G/F, 1991-92  
 Quynn Tebbs, G, 1996-99  
 Russell Harris, G, 2000-01  
 Andre Iguodala, F, 20002-04  
 Fendi Onobun, F, 2005-08  
 Brendon Lavender, G, 2009-12

**25**  
 Joe Cherry, G, 1946-47  
 Bill Mann, G, 1947-49  
 Cecil Crouch, F, 1949-50  
 Bill Lutich, C/G, 1950-51  
 Jim Johnston, F, 1951-52  
 William Smitheran, G, 1952-53  
 Lee Warner, F, 1958-60  
 Jon Crawford, G, 1958-59  
 Mike Schleibaum, F, 1959-60  
 Eddie Brown, G, 1961-62  
 John Newsome, G, 1965-67  
 Tony Hatch, G, 1967-68  
 Tom Lawson, F, 1969-70  
 Ron Fuller, G/F, 1975-76  
 Steve Kerr, G, 1983-88  
 Dylan Rigdon, G, 1992-93

**26**  
 George Genung, G, 1946-47  
 John McIntyre, G/F, 1947-48  
 Bruce Larson, F, 1948-49  
 Bill Lutich, C, 1949-50

**27**  
 Tim Ballantyne, C, 1946-47  
 Steve Chalmers, F, 1947-48  
 Allen Stanton, G, 1950-51  
 Larry Brown, G, 1952-53

**28**  
 Sam Stevens, C, 1946-47

**29**  
 Tim Borodkin, G, 1946-47  
 Elias Sieberg, G, 1947-48  
 Bob Verbica, F, 1949-50

**30**  
 Junior Crum, C, 1946-48  
 Jim Johnston, F, 1949-50  
 Leon Goar, F, 1954-57  
 Ernie McCray, F, 1958-60  
 Don Wright, G, 1950-51  
 Charlie Cook, G, 1961-62  
 Regis Dauk, G, 1962-63  
 Harvey Fox, F, 1963-66  
 Mickey Foster, F/G, 1967-70  
 Tom Lawson, G/F, 1970-72  
 Wayne Womack, F, 1988-92  
 Justin Wessel, F, 1996-2001  
 Matt Brase, F, 2003-05  
 J.P. Prince, G, 2005-07  
**Angelo Chol, F, 2011-12**

**31**  
 Fred W. Enke, G, 1946-48  
 Rudy Delgado, C/F, 1948-49  
 Jim Dunlap, C, 1949-53  
 Bill Smitheran, G, 1950-51  
 Leon Goar, F, 1954-55  
 Jim Brittain, C, 1958-59  
 Bill Weese, G, 1959-60  
 Charlie Cook, G, 1961-62  
 Joe Nehls, G, 1978-79  
 Frank Smith Jr., F, 1979-83  
 Marty Barmantloo, F, 1993-95  
 Jason Terry, G, 1995-99

**32**  
 Joe Cherry, C, 1947-49  
 Ned Darnall, C, 1949-50  
 Sid Kain, C, 1950-53  
 Frank Craig, F, 1954-55  
 Gene Baldwin, G, 1956-57  
 Jim Brittain, C, 1958-59  
 Bill Weese, G, 1959-60  
 Larry Harris, F, 1961-64  
 Mike Aboud, F, 1964-67  
 Richard Barnes, F, 1967-70

Phil Edwards, F, 1970-71  
 Dave Burns, C/F, 1972-75  
 Larry Demic, F, 1975-79  
 Ernest Taylor-Harris, C, 1981-82  
 Pete Williams, F/C, 1983-85  
*Sean Elliott, G/F, 1985-89*

**33**  
 Morris Udall, C, 1946-48  
 Junior Crum, C, 1948-49  
 Paul Penner, C, 1949-50  
 Jerry Dillon, C, 1950-52  
 T.J. Case, G, 1952-53  
 Darrell Blankinship, C, 1954-55  
 Dick Mower, G, 1956-57  
 Miles Zeller, G, 1958-60  
 Bill Weese, G, 1960-61  
 Larry Harris, F, 1961-62  
 Tom LaVoy, F, 1962-65  
 Roger Brautigam, G, 1965-66  
 Warren Anderson, F, 1967-70  
 Greg Aitchinson, F, 1971-72  
 Brian Jung, C, 1975-77  
 Rick Whyte, G, 1977-78  
 Greg Hawthorne, C, 1978-80  
 Mark Jung, C, 1981-82  
 Todd Porter, G/F, 1982-83  
 Joe Turner, C/F, 1984-87  
 Ron Curry, F, 1988-89  
 Corey Williams, F, 1992-96  
 Eugene Edgeron, F, 1996-2001  
 Rick Anderson, F, 2002-03  
 Mohamed Tangara, F, 2004-05  
 Lucas Spencer, G, 2007-08  
 D.J. Shumpert, F, 2008-10  
 Jesse Perry, F, 2010-12

**34**  
 Bill O'Donald, F, 1956-57  
 Miles Zeller, G, 1958-60  
 Regis Dauk, G, 1961-62  
 Dale Deschamps, F, 1972-73  
 Steve Kanner, G, 1973-74  
 Mitchell Jones, F, 1974-78  
 John Hutcherson, F, 1978-80  
 Harvey Thompson, G, 1980-84  
 Brian David, F, 1985-90  
 Morgan Taylor, F, 1984-85  
 Tony Clark, G/F, 1990-91  
 Miles Simon, G, 1994-98  
 Dennis Lattimore, F, 2001-03  
 Chase Budinger, F, 2006-09

**35**  
 Warren Ridge, G, 1956-57  
 Louis Hopkins, G, 1958-59  
 Ken Harris, F, 1959-60  
 Regis Dauk, G, 1960-62  
 Lynard Harris, C, 1972-73  
 Kevin Kincade, F, 1973-74  
 Tim Marshall, F, 1974-75  
 Ron Fuller, G, 1976-78  
 Donald Mellon, F/G, 1978-83  
 Jud Buechler, F, 1986-90  
 Rick Anderson, F, 1999-2002

**40**  
 Terry Coyle, G, 1956-57  
 Jon Crawford, G, 1958-59  
 Ken Harris, F, 1959-60  
 Dan Scurlock, C, 1961-62  
 Monte Clausen, C, 1962-63  
 Tom Sutton, C, 1964-66  
 Bill Wilson, C, 1967-68  
 Rick Allen, F, 1969-70  
 John Ugrin, F, 1970-71  
 Lynard Harris, F/C, 1971-72  
 Jarvis Kelley, F, 1993-95  
 Jason Lee, G, 1996-97  
 Loren Woods, C, 1998-99

**41**  
 Bob Mueller, F, 1956-57  
 Mike Schleibaum, G, 1958-59  
 Marv Dutt, F, 1959-1961  
 Bob Hansen, 1963-66  
 James Hansen, F, 1966-69  
 John Harbour, F, 1968-69  
 Bruce Anderson, F, 1969-1972  
 Tom Lawson, F, 1972-73  
 John Bradley, F, 1973-74

Bob Aleksa, C, 1974-77  
 Raymond Murdock, F/G, 1977-78  
 Jack Magno, F, 1981-83  
 Ed Stokes, F/C, 1989-93

**42**  
 Bill Reeves, F, 1954-57  
 Mike Schleibaum, G, 1958-59  
 Marv Dutt, F, 1959-61  
 Lee Engbretson, C/F, 1962-63  
 Ralph Miller, C, 1966-67  
 John Harbour, F, 1967-68  
 Bill Wilson, C, 1969-70  
 Paul Strong, F, 1970-73  
 Jay Geldmacher, F, 1973-77  
 Perry Novelli, G, 1977-79  
 Sean Rooks, C, 1987-90  
 Chris Mills, F/G, 1989-93  
 A.J. Bramlett, C, 1995-99  
 Jamelle Horne, F, 2007-11

**43**  
 Ed Nymeyer, F, 1956-57  
 Jim Seal, F, 1958-59  
 Lee Warner, F, 1958-60  
 Joe Skaisgir, F, 1960-62  
 Gerald Jacobs, 1964-67  
 Jim VanCoevering, C, 1967-70  
 Phil Edwards, C, 1971-72  
 Jordan Hill, F, 2006-09

**44**  
 Bob McInerney, C, 1958-59  
 Russ Stevens, C, 1959-61  
 Mike Kordik, C, 1965-68  
 Eddie Myers, C, 1968-69  
 Phil Edwards, C, 1972-73  
 Jerome Gladney, F, 1973-77  
 Michael Zeno, F, 1978-80  
 Kevin Roundfield, F, 1981-82  
 Andy Woodtli, C, 1983-84  
 Harvey Mason, G, 1986-90  
 Reggie Geary, G, 1992-96  
 Richard Jefferson, F, 1998-2001  
 Chris Dunn, F, 2002-03  
 Bret Brielmaier, F, 2004-08  
**Solomon Hill, F, 2009-12**

**45**  
 Lou Hopkins, C, 1956-57  
 Russ Stevens, C, 1959-61  
 Bruce Wheatley, C, 1985-87  
 Mark Georgeson, C, 1987-89  
 Sean Rooks, C, 1989-92  
 Channing Frye, C, 2001-05  
 Ross Davidson, F, 2009-10

**50**  
 Robert Maxwell, G, 1958-59  
 Carl Wheeler, F/C, 1959-60  
 Monte Clausen, C, 1961-62  
 David Mosebar, C, 1979-81  
 John Edgar, C, 1984-86  
 Joseph Blair, F/C, 1992-96  
 Alex Jacobson, C, 2007-12

**51**  
 Robert Maxwell, G, 1958-59  
 Carl Wheeler, F/C, 1959-60  
 Monte Clausen, C, 1960-62  
 Kevin Flanagan, F, 1989-94  
**Quinton Crawford, G, 2011-12**

**52**  
 Lee Warner, F, 1959-60  
 Gary Tucker, C, 1961-62  
 Jim Wakefield, C, 1972-74  
 Phil Taylor, F, 1974-78  
 Charles Miller, C/F, 1978-82  
 Morgan Taylor, F, 1982-83  
 Greg Taylor, F, 1982-83  
 Greg Taylor, F, 1983-84  
 Jason Stewart, G, 1997-99  
 Isaiah Fox, C, 2001-02  
**Max Wiepking, F, 2009-12**

**53**  
 Earl Lubers, C, 1956-57  
 Dan Scurlock, C, 1960-62

**54**  
 Jim Seal, F, 1958-59  
 Doug Chapman, C, 19-1960  
 Dan Scurlock, C, 1961-62  
 Al Fleming, F, 1972-76  
 Phil Taylor, C, 1977-78  
 Van Beard, C, 1983-84  
 Robertas Javotkas, C, 1999-2000  
 Kirk Walters, C, 2003-08

**55**  
 Bob McInerney, C, 1958-59  
 Doug Chapman, C, 1959-60  
 Art Lazar, F, 1960-61  
 Gary Tucker, C, 1961-62  
 Eddie Myers, C, 1969-71  
 John Irving, F, 1972-73  
 Bob Elliott, C, 1973-77  
 John Belobraydic, F/C, 1978-83  
 Ivan Radenovic, F, 2004-07  
**Drew Mellon, F, 2011-12**

*italics indicates number retired*  
**Active Players listed in Bold**



# Individual Career Statistics

Name	Years	GP	GS	Min	MPG	FG	FGA	Pct.	3FG	3FGA	Pct.	FT	FTA	Pct.	OR	DR	Tot	RPG	PF	D	A	TO	Blk	S	Pts.	Avg.	
Mike Aboud	1964-67	63				177	399	.444				63	100	.630			408	6.5	182	3					417	6.6	
Hassan Adams	2002-06	130	100	3609	27.8	750	1503	.499	75	241	.311	243	345	.704	319	387	706	5.4	263	3	259	255	85	238	1818	14.0	
Sol Ahee	1944-45	6				3						1	1	1.000			7	0	7	0					7	1.2	
Dennis Albright	1962-65	26				21	47	.447				16	28	.571			22	0.8	5	0					58	2.2	
Bob Aleksa	1973-77	25		2.5	0.1	11	22	.500				10	16	.625			23	0.9	5	0	0	0	0	0	32	1.3	
Sean Alle	1991-92	11	0	40	3.6	7	15	.467				9	14	.643	2	7	9	0.8	4	0	0	5	3	2	23	2.1	
Rick Allen	1969-70	4				0	0	.000				4	4	1.000			3	0.8	0	0					4	1.0	
Ron Allen	1972-74	49				181	397	.456				51	74	.689			91	1.9	95	2	69				413	8.4	
Tom Allin	1939-44	41				28						18	35	.514			3	0.8	0	0					74	1.8	
Bruce Anderson	1969-72	69				338	767	.441				130	235	.553			546	7.9	182	3					806	11.7	
Rick Anderson	1998-2003	124	70	2496	20.1	354	739	.479	84	233	.361	176	247	.713	218	354	572	4.6	275	10	146	142	64	66	968	7.8	
Warren Anderson	1967-70	25				18	48	.375				12	27	.444			44	1.8	23	1					48	1.9	
John Angulo	1943-46	16				2						3	3	1.000			3	0.9	0	0					7	0.4	
Gilbert Arenas	1999-2001	70	64	2137	30.5	395	847	.466	107	296	.361	208	282	.738	68	201	269	3.8	165	4	155	188	16	136	1105	15.8	
Robert Arvizu	2010-12	6	0	10	1.7	0	0	.000	0	0	.000	2	2	1.000	1	0	1	0.2	3	0	0	3	0	0	2	0.3	
John Ash	1996-2001	48	1	161	3.4	5	17	.294	2	7	.286	20	29	.690	3	15	18	0.4	16	0	7	18	0	4	32	0.7	
Badgett	1945-46	11				12						4	9	.444			7	0.7	0	0					26	2.4	
David Bagga	2005-09	26	0	42	1.6	9	19	.474	5	12	.417	2	2	1.000	0	4	4	0.2	6	0	0	6	0	2	25	1.0	
Gene Baldwin	1956-57	18				3	19	.158				10	23	.435			15	0.8	6	0					16	0.9	
Tim Ballantyne	1941-44,45-47	78				169						88	103	.854			242	23							426	5.5	
Marty Barmantloo	1994-95	9	0	29	3.2	5	8	.625	0	0	.000	0	1	.000	2	6	8	0.9	7	0	1	2	0	0	10	1.1	
Richard Barnes	1967-70	24				8	25	.320				4	12	.333			16	0.7	21	0					20	0.8	
John Barringer	1936-37	25				58						14	31	.452			42	3	0	0					130	5.2	
Lauren Batty	1940-41	4				1						0	0	.000			0	0	0	0					2	0.5	
Jerry Bayless	2007-08	30	30	1072	35.7	173	378	.458	59	145	.407	187	223	.839	13	69	82	2.7	66	0	121	89	3	29	592	19.7	
Daniel Bejarano	2010-11	8	0	30	3.8	1	8	.125	1	8	.125	3	4	.750	1	3	4	0.5	0	0	0	0	0	1	6	0.8	
John Belobradic	1978-83	93	44	1743	18.7	152	309	.492	3	5	.600	76	110	.691	5	9	304	3.3	264	12	46	44	19	55	380	4.1	
Craig Bergman	1986-88	23	0	52	2.3	5	14	.357				2	3	.667			5	0.6	8	0	3	6	0	3	15	0.7	
Carl Berra	1937-40	68				136						76	79	.962			132	5							348	5.1	
Mike Bibby	1996-98	69	69	2234	32.4	360	789	.456	144	369	.390	197	270	.730	49	166	215	3.1	134	4	377	178	14	143	1061	15.4	
John Black	1938-41	64				130						44	43	##			98	2							304	4.8	
Tom Black	1943-44	13				17						12	26	.462			21	2							46	3.5	
Joseph Blair	1992-96	104	66	2570	24.7	470	767	.613	0	1	.000	146	316	.462	259	413	672	6.5	241	5	88	150	101	64	1086	10.4	
Darrell Blankinship	1954-55	23				36	102	.353				16	39	.410			70	3.0	39	0					88	3.8	
Leon Blevins	1948-50	59				341	961	.355				170	237	.717			118	0	0	0					852	14.4	
John Bliss	1947-48	2				1						1	1	1.000			0	0	0	0					3	1.5	
Eldrick Bohannon	1992-93	24	0	203	8.5	23	52	.442	0	0	.000	17	31	.548	28	24	52	2.2	23	0	12	15	14	8	63	2.6	
Mary Borodkin,1941-43,45-47	93	0	0	-		140			0	0	.000	88	91	.967	0	0	0	0.0	200	3	0	0	0	0	0	368	4.0
Dick Bowen	1947-48	2				0						0	0	.000			0	0	0	0					0	0.0	
Bradford	1945-46	15				4						5	9	.556			1	0.5	8	0					21	1.4	
John Bradley	1971-72,73-74	9				3	6	.500				2	3	.667			2	0.2	2	0					8	0.9	
A.J. Bramlett	1996-99	127	92	2884	22.7	435	828	.525	0	1	.000	228	416	.548	306	511	817	6.4	338	12	102	160	104	87	1098	8.6	
Matt Brase	2003-05	26	0	70	2.7	9	20	.450	1	14	.071	0	4	.000	6	6	12	0.5	5	0	7	7	0	1	19	0.7	
Roger Brautigan	1965-67	24				14	43	.326				10	17	.588			18	0.8	22	0					38	1.6	
Dan Breck	1961-64	76				143	388	.369				92	169	.544			329	4.3	172	10					378	5.0	
Bret Brielmaier	2004-08	92	11	905	9.8	59	104	.567	0	0	.000	37	66	.561	75	104	179	1.9	85	1	22	30	5	16	155	1.7	
Jim Brittain	1958-59	21				52	156	.333				33	44	.750			144	6.9	62	5					137	6.5	
Jim Brower	1952-55	75				242	703	.344				137	206	.665			297	4.0	277	20					621	8.3	
Andy Brown	1993-94	15	0	25	1.7	2	4	.500	0	0	.000	1	2	.500	1	4	5	0.3	1	0	2	1	0	2	5	0.3	
Eddie Brown	1961-62	2				0	3	.000				0	1	.000			1	0.5	1	0					0	0.0	
Larry Brown	1953-54	4				1	5	.200				2	6	.333			1	0.5	5	0					4	1.0	
Roy Brown	1952-53	1				1	3	.333				2	3	.667			1	1.0	0	0					4	4.0	
Russell Brown	1977-81	107	96	3553	33.2	276	619	.446				150	200	.750			275	2.6	226	3	810	172	13	177	702	6.6	
Brock Brunkhorst	1981-85	103	85	2753	26.7	296	683	.433				141	189	.746			189	1.8	268	11	414	257	20	91	733	7.1	
John Bruner	1951-54	73				196	498	.394				194	253	.767			238	3.3	180	6	11				586	8.0	
Chase Budinger	2006-09	100	100	3541	35.4	599	1276	.469	190	496	.383	309	395	.782	139	441	580	5.8	184	4	279	214	35	122	1697	17.0	
Jud Buechler	1986-90	131	74	2930	22.4	439	802	.547	40	105	.381	226	304	.743	221	416	638	4.9	227	3	256	196	35	116	1144	8.7	
Dave Burns	1972-75	15				6	14	.429																			

Name	Years	GP	GS	Min	MPG	FG	FGA	Pct.	3FG	3FGA	Pct.	FT	FTA	Pct.	OR	DR	Tot	RPG	PF	D	A	TO	Bk	S	Pts.	Avg.	
Cal Durand	1956-57	2				1	1	1.000				0	0	0.000					0	0					2	1.0	
Mary Dutt	1959-61	50				149	389	.383				121	176	.688			270	5.4	113	4					419	8.4	
Kelvin Eafon	1994-96	31	0	104	3.4	12	33	.364	3	15	.200	4	6	.667	2	11	13	0.4	7	0	7	19	0	2	26	0.8	
Randy Echols	1972-73	17				10	30	.333				12	16	.750			21	1.2	18	0	3				32	1.9	
Jackson Eddy	1952-55	40				48	149	.322				21	32	.656			20	0.5	37	0					117	2.9	
John Edgar	1984-86	51	36	1177	23.1	152	303	.502				87	129	.674			253	5.0	128	6	42	95	40	26	385	7.5	
Eugene Edgerson	1996-99/01	130	9	1927	14.8	173	348	.497	0	1	.000	204	323	.632	287	287	574	4.4	265	5	35	109	30	74	550	4.2	
Phil Edwards	1970-73	35				26	63	.413				25	42	.595			51	1.5	77	16	4				108	3.1	
Tom Ehlmann	1974-77	10		18.5	1.9	2	6	.333				4	7	.571			6	0.6	8	0	1		0	0	8	0.8	
Elder	1945-46	23				49						10	14	.714					27	0					106	4.6	
Bob Elliott	1973-77	114		770	6.8	808	1512	.534				515	767	.671			1083	9.5	303	6	14		19	24	2131	18.7	
Sean Elliott	1985-89	133	133	4499	33.8	896	1750	.512	140	327	.428	625	786	.795	202	435	808	6.1	243	6	451	373	38	103	2555	19.2	
Fred W. Enke	1943-48	55				120						102	149	.685					166	0					342	6.2	
Ken Ensor	1982-84	4	0	348	7.9	32	73	.438				34	43	.791			34	0.8	35	0	33	35	1	9	98	2.2	
Sid Entz	1936-37	1																									
James Eppler	1955-56	6				0	8	.000				2	3	.667			8	1.3	6	0					2	0.3	
Fred Erdhaus	1937-39	25				29						11	17	.647					19	0					69	2.8	
Larry Ewald	1957-59	7				4	23	.174				3	10	.300			35	5.0	23	0					11	1.6	
Anas Fellah	2001-02	8	0	21	2.6	1	4	.25	0	2	.000	0	0	.000	0	0	0	0.0	0	0	1	0	0	1	2	0.3	
John Fitzgerald	1943-44	2				3						5	5	1.000					6	0					9	4.5	
Bill Flake	1939-41	16				2						5	5	1.000					15	0					9	0.6	
Kevin Flanagan	1990-91,92-94	66	7	603	9.1	37	81	.457	0	0	.000	39	86	.453	52	107	159	2.4	70	0	14	36	8	17	113	1.7	
Al Fleming	1972-76	114				688	1181	.583				389	522	.745			1190	10.4	352	13	34				1765	15.5	
Wes Flynn	1960-63	77				271	754	.359				178	264	.674			297	3.9	193	6					720	9.4	
Kyle Fogg	2008-12	139	119	3829	27.5	404	983	.411	193	478	.404	340	441	.771	74	309	383	2.8	286	8	302	226	34	124	1341	9.6	
Buster Forbes	1961-62	26				41	93	.441				34	65	.523			59	2.3	68	1					116	4.5	
Jamie Foster	1963-65	9				6	10	.600				1	2	.500					5	0.6	2	0			13	1.4	
Mickey Foster	1967-70	77				361	861	.419				244	296	.824			397	5.2	239	11					966	12.5	
Harvey Fox	1963-66	66				273	612	.446				134	183	.732			311	4.7	133	1					680	10.3	
Isaiah Fox	2001-06	94	22	1167	12.4	131	262	.500	0	1	.000	68	119	.571	113	189	302	3.2	188	3	21	84	20	27	330	3.5	
Bruce Fraser	1984-87	46	0	149	3.2	4	7	.571	0	0	.000	6	11	.545	1	4	17	0.4	13	0	14	19	0	11	14	0.3	
Lamont Frazier	1999-2001	39	0	405	10.4	31	96	.323	0	0	.000	19	35	.543	13	41	54	1.4	42	1	35	28	5	16	81	2.1	
Channing Frye	2001-05	133	119	3686	27.7	707	1257	.562	6	23	.261	369	486	.759	369	606	975	7.3	370	9	175	191	258	86	1789	13.5	
Keith Frye	1961-62	3				0	0	.000				0	0	.000					0	0					0	0.0	
Ron Fuller	1975-77	2	4	2.0	1	1	1	1.000				0	0	.000					0	0	0	0	0	0	0	2	1.0
Rudy Garcia	1956-57,58-59	28				49	157	.312				32	48	.667			52	1.9	49	1					130	4.6	
Jason Gardner	1999-2003	136	135	4825	35.5	575	1446	.398	318	875	.363	516	663	.778	80	382	462	3.4	241	2	622	347	4	225	1984	14.6	
Ralph Gardner	1939-40	6				2						2							3	0					6	1.0	
Scott Gardner	1971-72	26				49	138	.355				21	32	.656			64	2.5	51	0					119	4.6	
Don Gatchel	1939-41	33				33						16	24	.667					37	1					84	2.5	
Reggie Geary	1992-96	127	101	3551	28.0	315	730	.432	115	331	.347	149	253	.589	140	258	398	3.1	357	8	560	311	71	208	894	7.0	
Jay Goldmacher	1973-74	9				3	3	1.000				1	3	.333			2	0.2	2	0					7	0.8	
Mark Georgeson	1988-89	3	0	6	2.0	1	3	.333	0	0	.000	0	0	.000	0	0	0	0.0	0	0	1	0	0	0	2	0.7	
George Gemung	1941-47	78				190						73	58	###					141	6					453	5.8	
Gieseke	1937-39	7				3						0	0	.000					3	0					6	0.9	
Jerome Gladney	1973-77	96		281	2.9	147	305	.482				66	122	.541			358	3.7	150	3	4		8	10	360	3.8	
Leon Goar	1954-56	20				5	27	.185				5	8	.625			23	1.2	15	1					19	1.0	
Lionel Goar	1955-57	43				51	136	.375				7	12	.583			29	0.7	22	0					109	2.5	
Hal Goodman	1943-46	48				62						56	98	.571					43	0					180	3.8	
Len Gordy	1973-77	108		708	6.6	212	469	.452				116	167	.695			386	3.6	172	5	71		3	30	540	5.0	
Bradley Greene	1966-68	42				143	337	.424				64	90	.711			110	2.6	72	1					350	8.3	
George Greene	1947-50	58				33	90	.367				32	55	.582					79	0					98	1.7	
Tom Greenfield	1936-39	35				105						44	69	.638					52	0					254	7.3	
Fred Griffin	1943-44	8				5						0	0	.000					4	0					10	1.3	
Robert Hall	1942-44	8				15						6	8	.750					13	1					36	4.5	
Murray Hammock	1947-48	4				1						0	2	.000					1	0					2	0.5	
Dick Hand	1943-44	7				1						0	0	.000					1	0					2	0.3	
Travis Hanour	2000-01	20	0	175	8.8	19	56	.339	5	27	.185	18	20	.900	5	23	28	1.4	9	0	12	17	3	5	61	3.1	
Bob Hansen	1963-66	75				252	608	.414				153	219	.699			480	6.4	191	5					657	8.8	
Jim Hansen	1966-69	72				152	374	.406				97	119	.815			140	1.9	101	0					401	5.6	
Peter Hansen	1999-2000/02	7	0	13	1.9	1	2	.500	0	0	.000	2	4	.500	1	2	3	0.4	2	0	0	0	1	0	4	0.6	
John Harbour	1967-69	50				121	299	.405				75	115	.652			197	3.9	115	2					317	6.3	
Wilmer Harper	1938-41	58				185						108	92	###					124	8					478	8.2	
Donnell Harris	1995-98	68	11	891	13.1	108	216	.500	0	0	.000	62	107	.579	112	155	267	3.9	165	6	23	57	44	26	278	4.1	
Herman Harris	1973-77	93		916	9.8	521	1129	.461				116	176	.659			357	3.8	203	2	76		5	45	1158	12.5	
Larry Harris	1961-64	77				240	597	.402				104	232	.448			291	3.8	231	14					627	8.1	
Lynard Harris	1971-73	51				170	350	.486				100	158	.633			377	7.4	152	2	10				440	8.6	
Russell Harris	1999-2000	3	0	4	1.3	0	0	.000	0	0	.000	0	0	.000	0	0	0	0.0	0	0	1	0	0	0	0	0.0	
Gary Harrison	1973-77	59	873			147	345	.426				53</															

Name	Years	GP	GS	Min	MPG	FG	FGA	Pct.	3FG	3FGA	Pct.	FT	FTA	Pct.	OR	DR	Tot	RPG	PF	D	A	TO	Blk	S	Pts.	Avg.
Steve Kanner	1973-75	21				5	12	.417				5	8	.625			4	0.2	10	0					15	0.7
Jarvis Kelley	1993-95	51	0	345	6.8	49	93	.527	0	0	.000	19	33	.576	33	49	82	1.6	37	0	7	14	6	6	117	2.3
Kevin Kelley	1965-66	2				0	3	.000				0	1	.000			5	2.5	0	0					0	0.0
Bill Kemmeries	1950-53	73				292	795	.367				230	323	.712			259	3.5	192	13	50				814	11.2
Steve Kerr	1983-88	129	101	4136	32.1	553	1010	.548	114	199	.573	225	276	.815	8	68	283	2.2	146	1	443	168	8	124	1445	11.2
Al Kivel	1946-47	6				2						5	8	.625					3	0					9	1.5
Mike Kordik	1965-68	55				121	282	.429				74	106	.698			258	4.7	114	3					316	5.7
John Kryder	1943-44	1				0						0	0	.000					0	0					0	0.0
Steve Lake	1977-79	16	0	49	3.1	3	17	.176				8	10	.800			9	0.6	16	0	7	18	0	1	14	0.9
Bruce Larson	1948-50	48				39	133	.293				21	35	.600					72	0					99	2.1
Marvin Larson	1943-44	3				1						1	1	1.000					1	0					3	1.0
Dennis Latimore	2001-03	57	1	649	11.4	53	113	.469	0	0	.000	31	64	.484	45	113	158	2.8	45	0	20	31	13	8	137	2.4
Brendon Lavender	2008-12	130	12	1568	12.1	142	348	.408	108	263	.411	46	65	.708	14	93	107	0.8	118	0	94	63	9	33	438	3.4
Chuck LaVetter	1962-64	17				4	20	.200				1	6	.167					10	0					9	0.0
Tom LaVoy	1962-65	49				57	171	.333				29	49	.592			120	2.4	62	1					143	2.9
Tom Lawson	1970-73	55				100	195	.513				57	97	.588			197	3.6	139	1	4				257	4.7
Art LaZar	1960-61	15				4	26	.154				2	8	.250			14	0.9	19	0					10	0.7
Teddy Lazovich	1951-55	84				261	842	.310				264	375	.704			334	4.0	164	0	5				786	9.4
Dick Leakey	1957-58	2				2	4	.500				0	0	.000					3	0					4	2.0
Jason Lee	1996-97	19	0	153	8.1	22	53	.415	12	26	.462	6	9	.667	12	23	35	1.8	20	2	12	8	1	7	62	3.3
Tom Lee	1968-71	79				377	798	.472				208	331	.628			737	9.3	277	19					962	12.2
Warner Lee	1958-60	36				67	184	.364				36	73	.493			198	5.5	64	2					170	4.7
Charles Leftault	1951-53	47				26	109	.239				32	48	.667			38	0.8	70	3	15				84	1.8
Andy Liechty	1958-59	7				7	20	.350				0	0	.000			5	0.7	12	0					14	2.0
Gordon Lindstrom	1965-68	38				49	112	.438				37	58	.638			110	2.9	78	2					135	3.6
Ken Lofton	1985-89	129	54	2310	17.9	217	501	.433	87	235	.370	97	149	.651	29	137	178	1.4	217	4	329	179	14	200	218	4.8
Earl Lubbers	1956-57	21				8	35	.229				8	24	.333			35	1.7	13	0					24	1.1
Lucas	1948-49	2				0	2	.000				0	0	.000					0	0					0	0.0
Laval Lucas-Perry	2007-08	5	0	49	9.8	6	15	.400	3	9	.333	5	7	.714	3	5	8	1.6	4	0	4	3	0	1	20	4.0
Bill Lutich	1949-50	6				0	2	.000				0	0	.000					1	0					0	0.0
Jack Magno	1981-83	35	29	875	25.0	120	244	.492				46	62	.742			135	3.9	110	5	57	63	12	18	288	8.2
John Mallamo	1940-41	4				4						2	3	.667					1	0					10	2.5
Billy Mann	1946-49	75				135	153	.882				92	137	.672					154	0					362	4.8
Virgil Marsh	1943-44	1				0						0	0	.000					0	0					0	0.0
Tim Marshall	1974-78	61	5	713	11.7	112	220	.509				44	68	.647			131	2.1	92	4	27	33	11	17	268	4.4
Harvey Mason	1986-90	116	25	1523	13.1	157	365	.430	50	118	.424	91	146	.623	31	96	127	1.1	142	2	144	107	28	56	392	3.4
Len Mattice	1942-43	3				2						2	2	1.000					0	0					4	1.3
Adolph Matulis	1940-42	24				49						26	38	.684					0	0	2				124	5.2
Sylvester Maxey	1975-76	12				3	6	.500				5	6	.833			1	0.1	11	0					11	0.9
Bob Maxwell	1958-59	16				20	71	.282				28	43	.651			42	2.6	29	1					68	4.3
Jordin Mayes	2010-12	67	16	1055	15.7	113	283	.399	59	155	.381	38	59	.644	14	66	80	1.2	85	0	78	57	2	38	323	4.8
Donald Mellon	1978-83	78	30	1374	17.6	140	314	.446				76	155	.490			229	2.9	149	3	65	104	26	54	356	4.6
Drew Mellon	2011-12	1	0	1	1.0	0	0	.000	0	0	.000	0	0	.000	0	0	0	0	1	0	0	0	0	0	0	0.0
Pat McAndrew	1965-67	24				19	55	.345				10	13	.769			11	0.5	21	1					48	2.0
Jawann McClellan	2004-08	103	56	2645	25.7	262	611	.429	93	244	.381	177	235	.753	121	223	344	3.3	161	1	164	145	43	59	794	7.7
Ernest McCray	1957-60	76				510	1175	.434				327	537	.609			824	10.8	220	12					1349	17.8
Wayne McDonald	1966-68	16				16	44	.364				7	15	.467			38	2.4	8	0					39	2.4
Sidney McDuff	1944-45	2				1						1	1	1.000					0	0					3	1.5
Don McGinnis	1954-56	13				3	16	.188				7	18	.389			14	1.1	18	0					13	1.0
Bob McInerney	1958-59	4				2	7	.286				10	18	.556			7	1.8	9	0					14	3.5
John McIntyre, 1945-46, 47-48	48					81						30	52	.577					62	0					192	4.0
Jack McKee	1943-44	1				0						0	0	.000					0	0					0	0.0
Walt McKinney	1968-71	78				248	653	.380				159	203	.783			185	2.4	184	6					658	8.4
Jim McLaughlin	1971-73	8				1	9	.111				0	2	.000			3	0.4	4	0	1				2	0.3
Joe McLean	1992-96	119	30	1856	15.6	197	485	.406	89	261	.341	146	212	.689	94	183	277	2.3	185	3	128	142	9	60	629	5.3
Craig McMillan	1984-88	130	109	3487	26.8	414	876	.473	109	266	.410	237	305	.777	39	127	295	2.3	314	12	419	210	21	105	1174	9.0
McMillen	1938-39	3				3						0	0	.000					0	0					6	2.0
Dean Metz	1954-56	14				6	19	.316				9	9	.222			13	0.9	19	0					14	1.0
Metzger	1948-49	3				0	1	.000				0	0	.000					1	0					0	0.0
Bob Miller	1941-44	47				168						49	4	###					72	3					385	8.2
Charles Miller	1978-82	64	8	752	11.7	50	143	.350				55	82	.671			135	2.1	71	0	23	26	3	15	174	2.7
Chris Mills	1990-93	94	94	2879	30.6	615	1194	.515	126	327	.385	263	335	.785	237	444	682	7.3	226	3	192	209	39	95	1619	17.2
Lanny Mitchell	1969-71	52				108	252	.429				95	115	.826			192	3.7	132	7					311	6.0
Eric Money	1972-74	48				363	727	.496				165	216	.764			131	2.7	142	1	96				891	18.6
Gene Moore	1971-72	12				5	22	.227				0	0	.000			20	1.7	7	0					10	0.8
Tony Morales	1946-50	65				57	35	###				8	20	.400					32	0					122	1.9
Boyd Morse	1939-40	7				4						6							5	0					14	2.0
David Mosebar	1979-81	26	10	360	13.8	35	74	.473				19	28	.679			67	2.6	47	2	9		10	5	89	3.4
Dick Mower	1956-59	59				164	430	.381				73	102	.716			250	4.2	125	4					401	6.8
Bill Mower	1959-61	30																								

Name	Years	GP	GS	Min	MPG	FG	FGA	Pct.	3FG	3FGA	Pct.	FT	FTA	Pct.	OR	DR	Tot	RPG	PF	D	A	TO	Bk	S	Pts.	Avg.	
Chris Rodgers	2002-06	119	24	2303	19.4	242	655	.369	121	338	.358	144	190	.758	48	178	226	1.9	164	0	203	133	5	150	749	6.3	
Rolfie	1937-38	5				0						0	0	.000					1	0					0	0.0	
Sean Rooks	1988-92	129	62	2724	21.1	550	986	.558	5	9	.556	392	590	.664	225	426	651	5.0	297	6	146	230	142	63	1497	11.6	
Dick Root	1965-68	74				208	517	.402				124	180	.689					357	4	8	131	1		540	7.3	
Larry Rote	1969-70	8				3	8	.375				0	9	.000					4	0	5	11	0		11	1.4	
Kevin Roundfield	1981-82	4	0	21	5.3	2	5	.400				1	2	.500					9	2	3	0	0	5	1	5	1.3
George Rountree	1952-55	76				260	790	.329				187	287	.652					258	3.4	216	9	1		707	9.3	
Bob Ruman	1940-43	62				261						127	41	###						132	5				649	10.5	
Warren Rustand	1962-65	75				328	717	.457				240	295	.814					302	4.0	185	9	1		896	11.9	
Henry Samaniego	1943-44	9				14						5	11	.455						9	0				33	3.7	
Mike Schleibaum	1957-59	16				4	41	.098				4	7	.571					9	0	6	18	0		12	0.8	
Casey Schmidt	1989-90	54	0	368	6.8	45	116	.388	24	69	.348	16	18	.889	21	28	49	0.9	28	0	25	28	0	11	130	2.4	
Dave Schuff	1950-51	30				125	281	.445				40	59	.678					203	6.8	82	0	91		290	9.7	
Mike Schwertley	2000-02	17	0	73	4.3	6	16	.375	0	2	.000	6	10	.600	8	7	15	0.9	10	0	5	9	1	2	19	1.1	
Gregg Scott	1982-83	3	0	8	2.7	3	6	.500				0	0	.000					2	0	7	2	0	0	6	2.0	
Marvin Scott	1947-48	2				1						1	2	.500						0	0				3	1.5	
Dan Scurlock	1960-62	41				94	234	.402				53	101	.525					214	5.2	98	4			241	5.9	
Jim Seal	1958-59	14				14	32	.438				10	23	.435					37	2.6	18	0			36	2.6	
Garland Seigle	1936-40	25				9						2	6	.333						4	0				14	0.6	
Mustafa Shakur	2003-07	131	129	4066	31.0	447	990	.452	100	282	.355	324	412	.786	93	397	490	3.7	287	7	670	388	13	156	1318	10.1	
Tom Shoemaker	1951-52	10			N/A	3	19	.158				4	6	.667					9	N/A	10	0			10	N/A	
D.J. Shumpert	2008-10	14	0	32	2.3	0	3	.000	0	0	.000	2	4	.500	5	6	11	0.8	2	0	3	6	0	2	2	0.2	
Elias Sieger	1947-48	18				10						10	11	.909						19	0				30	1.7	
Lou Silverstein	1943-46	31				18						7	7	1.000						38	0				43	1.4	
Miles Simon	1994-98	114	90	3490	30.6	543	1172	.463	176	470	.374	402	524	.767	133	299	432	3.8	219	1	455	291	22	185	1664	14.6	
Keith Sirrine	1944-45	10				27						15	29	.517						25	1				69	6.9	
Joe Skaisgir	1959-60	54				408	980	.416				220	326	.675					585	10.8	125	1			1036	19.2	
Hanley Slagle	1936-37	4				0						0	0	.000						0	0				1	0.3	
Small	1951-52	1			N/A	1	6	.167				1	4	.250					8	N/A	7	0	0		3	N/A	
Eddie Smith	1983-85	59	59	2055	34.8	315	617	.511				239	326	.733	414	7	182	6	92	154	24	83		83	869	14.7	
Frank Smith Jr.	1979-83	109	103	3538	32.5	530	992	.534				269	448	.600	723	6	285	1	55	125	84	69		1329	12.2		
John Smith	1977-81	100	33	1767	17.7	245	554	.442				182	254	.717	194	19	204	6	191	73	14	106			672	6.7	
Bill Smitheran	1952-54	51				96	289	.332				149	274	.544					162	3.2	137	6			341	6.7	
Dick Soule	1943-44	10				6						4	10	.400						2	0				10	1.0	
Bob Spahn	1963-66	74				205	523	.392				124	147	.844					140	1.9	134	4			578	7.8	
Max Spilsbury	1946-47	9				3	7	.429				4	7	.571						6	0				10	1.1	
Roland Stamps	1967-68	22				78	208	.375				56	69	.812					70	3.2	53	0			212	9.6	
Gail Standage	1944-45	9				13						3	9	.333						23	1				29	3.2	
Alan Stanton	1950-52	33				16	73	.219				18	27	.667					52	1.6	48	1	20		50	1.5	
Jimmy Steele	1944-45	18				90						37	56	.661						13	0				217	12.1	
Paul Stephens	1946-47	1				0						0	0	.000						0	0				0	0.0	
Russ Stevens	1959-61	29				22	57	.386				24	33	.727					81	2.8	45	1			68	2.3	
Sam Stevens	1945-48	25				19						9	17	.529						23	0				47	1.9	
Jason Stewart	1996-99	24	0	42	1.8	4	12	.333	3	4	.750	4	6	.667	0	5	4	0.2	5	0	0	6	0	0	9	0.4	
Paul Strong	1971-73	31				25	69	.362				17	39	.436					77	2.5	25	0			67	2.2	
Ed Stokes	1989-93	121	65	2521	20.8	375	728	.515	0	0	.000	234	375	.624	249	395	644	5.3	326	10	55	175	167	60	984	8.1	
Damon Stoudamire	1991-95	123	92	3666	29.8	614	1353	.454	272	677	.402	349	434	.804	86	380	466	3.8	247	3	663	378	13	174	1849	15.0	
Salim Stoudamire	2001-05	129	117	3848	29.8	615	1306	.471	342	747	.458	388	446	.870	47	236	283	2.2	280	2	256	262	8	99	1960	15.2	
Tom Sutton	1964-66	22				13	37	.351				4	11	.364					21	1.0	17	0			30	1.4	
Michael Tait	1983-85	32	28	775	24.2	92	216	.426				42	62	.677					53	1.7	84	5	85	65	2	47	22.6
Mohamed Tangara	2004-08	44	0	199	4.5	12	28	.429	0	1	.000	15	25	.600	15	14	29	0.7	32	1	2	10	7	8	39	0.9	
E. Taylor-Harris	1981-82	12	0	53	4.4	4	5	.800				1	2	.500					7	0	6	11	0	2	1	9	0.8
Greg Taylor	1982-84	38	0	199	5.2	25	49	.510				20	41	.488					35	0.9	27	0	9	10	0	4	7.0
Morgan Taylor	1982-83, 84-85	51	30	1061	20.8	149	376	.396				89	140	.636					180	3.5	102	1	31	118	25	28	38.7
Phil Taylor	1974-78	106	24	1599	15.1	482	926	.521				163	274	.595					718	6.8	210	9	30	67	28	50	11.2
Quynn Tebbs	1997-98	25	0	155	6.2	21	47	.447	13	29	.448	3	5	.600	6	15	21	0.8	22	0	14	17	0	5	58	2.3	
Jason Terry	1995-99	129	47	3244	25.1	489	1105	.443	192	514	.374	291	371	.784	50	245	295	2.3	189	1	493	304	17	245	1461	11.3	
Dave Thomas	1955-56	3				4	7	.571				0	2	.000					3	1	0				8	2.7	
Harvey Thompson	1980-84	70																									

The opening of McKale Memorial Center in February 1973 marked a new era in Wildcat basketball. After playing several games in front of crowds of a few thousand in Bear Down Gym to open the 1972-73 season, the team moved to McKale Center and literally filled the upscale arena overnight with crowds over 11,000 from the beginning.

Named after the late J.F. "Pop" McKale, athletics director and coach from 1914 to 1957, the arena is just part of a series of showcase athletics facilities located on the far eastern edge of campus. It is situated off the UA mall, adjacent to Arizona Stadium, baseball's Sancet Stadium at Kindall Field and the Hillenbrand Aquatic Center. McKale houses the offices for the entire athletics department and basks in the glow of recent renovations and expansions that added a state-of-the-art 24,000-square-foot weight room, 10,000-square-foot athletic training facility and new locker rooms within the Eddie Lynch Athletics Pavilion, including the Jim Click Hall of Champions – all located at the north end of the building.

Following the Arizona State game on Feb. 26, 2000, the University of Arizona athletics department honored then-head coach Lute Olson with a ceremony to name the McKale Center playing surface "Lute Olson Court." Then, during a memorial service in January of 2001 for Olson's late wife, Bobbi, it was renamed "Lute and Bobbi Olson Court" in recognition of the couple's impact on the University and the city of Tucson. Olson led seven teams to undefeated seasons in McKale and Arizona has led the Pac-12 Conference in attendance every year since 1984-85.

Part of the attraction for fans is the winning tradition that was quickly established in McKale Center. Arizona defeated then-Western Athletic Conference rival Wyoming, 87-69, in the first varsity event on Feb. 1, 1973, and went on to win 67 of its first 70 contests in the facility. Then, from 1987-1992, Arizona put together the 10th-best home court winning streak in NCAA history, winning 71 consecutive games in McKale and making tickets nearly impossible to obtain. By the time UCLA snapped the string on Jan. 11, 1992, with an 89-87 upset of the Cats, there was rarely an empty seat in McKale for any game.

**A** The McKale Center's tradition of excellence grows stronger as the Wildcats continue to win games in front of sellout crowds. All told, Arizona has a 495-100+ (.832) record in McKale Center. Those numbers rose even higher in the Lute Olson era (1983-2007), as Arizona posted a 321-43 (.882) mark in the storied facility, including wins in 276 of its last 304 (.908) games played with Olson on the sidelines. Six of UA's 10 perfect seasons in McKale Center have come in the last 25 seasons. Since winning the 1997 National Championship, Arizona has won 84 percent of its home games (188-36+) and established a new record for average attendance five times in that span.

The seating capacity has fluctuated through the 40 years of the building's existence. McKale opened in 1973 with a capacity of 13,658, but the installation of chair-back seating in 1984 reduced that figure to 13,316. Elimination of all bleacher seating dropped the number to 13,124 in 1986 before additional seats were added in the period from 1988 to 2000 that increased capacity to its current 14,538. The largest crowd in McKale history was the 15,176 who watched Arizona face Arizona State on March 4, 1978. The largest crowd in the Lute Olson era showed up for the 1997-98 home opener against Morgan State (14,672), the first home game following Arizona's national championship run. Additionally, the largest crowd of the Sean Miller era - 14,724 - was registered on Feb. 25, 2012.

Since its initial construction at a cost of \$8.1 million in 1973, McKale Center has undergone numerous face-lifts to keep up with the times. Sophisticated computerized message boards spanning the upper deck on both sides of the court, along with padded press row and officials' tables with computer-driven scoreboards, were added in the early 1990s and updated with state-of-the-art digital light panel displays three seasons ago. The 1992 season saw the installation of four large video replay screens in each corner of the arena. At the conclusion of the 1997-98 campaign, a state-of-the-art playing surface replaced the old floor that had been in place since 1983. The 2001-02 season brought new changes as well. A new four-sided scoreboard with video replay screens was installed and hung from the center of the arena, ensuring that it continued to meet the standard as one of the finest facilities in the country. Further, new

LED courtside message and arena ribbon boards were added in 2010.

The opening of the Eddie Lynch Athletics Pavilion in 2002 paved the way for further enhancement of the building as additional locker room space and an expanded academic services department enhanced the complete student-athlete experience. A new lighting system was installed in August 2006.

McKale's recent additions have cemented its reputation as one of the finest all-encompassing athletic facilities in the nation and allowed it to attract several major sporting events. McKale Center was the site for the NCAA Men's Basketball West Regional in 1974 and 1980 and hosted the NCAA Wrestling Championships in 1976. More recently, McKale was a site for NCAA first- and second-round basketball action in 1977, 1979, 1987, 1989, 1991, 1993, 1997, 2000 and 2005, and hosted NCAA second/third round games in 2011. In addition, the USA Basketball Team trained in the arena prior to capturing the 1986 World Championship and Arizona played host to the second Pac-10 Conference Basketball Tournament in 1988, and the NBA's Phoenix Suns periodically have held its training camp in the facility.

The facility is 428 feet long, 339 feet wide and 77 feet from the floor to parapet, and houses the entire off-field operations of the University's athletics department. With three levels that consist of equipment rooms, a training and rehabilitation center, locker rooms, storage areas, ticket operations, academic services, computer lab facilities and administrative offices, McKale Center is the primary gathering place for all of UA athletics.

Since its opening in 1973, more than 7.7 million fans have attended UA basketball games in McKale Center. In fact, season tickets have been sold out for 25 consecutive seasons, which helps provide one of the finest game-day environments in all of college basketball.

**McKale Center at a Glance**

**Ground Broken:** Fall 1970

**Cost:** \$8.1 million

**Building Dimensions:** 428 feet long, 339 feet wide, 77 feet high

**First Game:** Feb. 1, 1973; Arizona 87, Wyoming 69

**UA Record in Facility:** 495-100 (.834)+

**Current Capacity:** 14,538

**Cumulative Attendance:** 7,797,778 in 40 seasons

**Undefeated Seasons:** 10 (1976, '77, '86, '88, '89 '90, '91, '98, '99, 2011)

**Longest Homecourt Win Streak:**

71, Feb. 14, 1987 to Jan. 11, 1992

**NCAA Championship Events Hosted:**

*Men's Basketball West Regional:* 2 (1974, 1980)

*Men's Basketball First/Second Rounds:* 10 (1977, '79, '87, '89, '91, '93, '97, 2000, '05, '11)

*Men's Basketball Second/Third Rounds:* 1 (2011)

*Women's Basketball First/Second Rounds:* 1 (2006)

*Wrestling Championships:* 1 (1976)

**Most Points Scored, Arizona:**

127, Arizona vs. Arizona State, Jan. 5, 1998

**Most Points Scored, Opponent:**

110, Arizona State vs. Arizona, Feb. 17, 1973

**Biggest Winning Margin, Arizona:**

64, Arizona (118) vs. Robert Morris (54), Dec. 28, 1996

**Biggest Winning Margin, Opponent:**

30, BYU (99) vs. Arizona (69), Dec. 28, 2009

**Most Points Scored, Arizona Individual:**

41, Al Fleming, vs. Detroit, Jan. 10, 1976

**Most Points Scored, Opponent:**

49, Jimmer Fredette, BYU vs. Arizona, Dec. 28, 2009

+ record reflects 11 vacated victories during 2007-08 season due to NCAA infractions



*McKale Center's Largest Crowds*

Rnk	Att.	Opponent	Date
1.	15,176	Arizona State	3/4/1978
2.	15,156	New Mexico	1/14/1978
3.	14,729	California	3/5/2009
4.	14,728	USC	2/12/2009
5.	14,724	UCLA	2/25/2012
6.	14,723	Stanford	3/7/2009
7.	14,672	Morgan State	11/20/1997
8.	14,642	Coppin State	12/13/1997
9.	14,638	UCLA	1/20/1996
10.	14,631	Arizona State	2/21/2010

*Yearly Attendance & Record in McKale Center*

Year	Games	Record	Total	Avg.
1972-73	5\$	4-1	64,975	12,995
1973-74	15	14-1	184,275	12,285
1974-75	14	13-1	159,096	11,364
1975-76	16	16-0	179,523	11,220
1976-77	16	16-0	199,130	12,446
1977-78	15	12-3	172,428	11,495
1978-79	15	13-2	174,831	11,655
1979-80	16	10-6	181,428	11,339
1980-81	17	10-7	160,651	9,450
1981-82	14	6-8	115,272	8,234
1982-83	14	4-10	87,136	6,224
1983-84	14	7-7	102,163	7,297
1984-85	15	12-3	163,980	*10,932
1985-86	16	16-0	179,008	*11,188
1986-87	15	10-5	190,800	*12,720
1987-88	19%	19-0	252,649	##*13,297
1988-89	14	14-0	190,675	##*13,620
1989-90	14	14-0	190,949	##*13,639
1990-91	17	17-0	235,051	##*13,826
1991-92	16	15-1	222,347	##*13,884
1992-93	15	14-1	208,185	##*13,879
1993-94	15	14-1	209,592	##*13,973
1994-95	14	11-3	199,589	##*14,257
1995-96	16	13-3	228,064	##*14,254
1996-97	14	13-1	199,899	##*14,279
1997-98	15	15-0	217,953	##*14,530
1998-99	14	14-0	200,885	##*14,349
1999-2000	17	16-1	246,237	##*14,485
2000-01	15	13-2	217,996	##*14,533
2001-02	13	9-4	189,072	##*14,544
2002-03	15	14-1	218,427	##*14,562
2003-04	15	13-2	218,418	##*14,561
2004-05	16	15-1	232,926	##*14,558
2005-06	14	12-2	204,213	##*14,587
2006-07	16	11-5	227,239	*14,202
2007-08+	17	0-6	241,703	*14,218
2008-09	17	14-3	232,576	*13,681
2009-10	16	11-5	221,047	*13,815
2010-11	17	17-0	232,561	*13,680
2011-12	18	14-4	244,829	*13,602
<b>Totals</b>	<b>606</b>	<b>+495-100</b>	<b>7,797,778</b>	<b>12,868</b>

Winning Percentage: .834

# Full Capacity

\* Led the Pac-12 Conference in attendance

% Figure includes three home games during the Pac-10 Tournament

\$ McKale Center opened Feb. 1, 1973, with five home dates during the 1972-73 season

+ 11 victories were vacated due to NCAA infractions. Actual on-court record was 11-6. Facility win/loss record and winning percentage reflects those vacated victories.

**McKale Center Attendance Notes**

• Arizona has led the Pac-12 in attendance every year since 1984-85, a streak of 28 consecutive seasons.

• Since the start of the 1987-88 season, Arizona has played to an impressive 97.3% percent of capacity for all of its home games in that span - 389 games entering 2012-13.

• Arizona is the only school in the nation to have two home-court winning streaks rank among the top 10 in NCAA Division I history. UA's 81-game win streak in Bear Down Gym from 1945-51 ranks fifth, while the 71-game win streak in McKale Center from 1987-92 ranks 10th.

**Longest NCAA Homecourt Win Streaks**

Wins	School	Years
129	Kentucky	1943-55
99	St. Bonaventure	1948-61
98	UCLA	1970-76
86	Cincinnati	1957-64
<b>81</b>	<b>ARIZONA</b>	<b>1945-51</b>
81	Marquette	1967-73
80	Lamar	1978-84
75	Long Beach State	1968-74
72	UNLV	1974-78
<b>71</b>	<b>ARIZONA</b>	<b>1987-92</b>

*2013 NCAA Division I Men's Basketball Championship*

**First Four: March 19 & 20**

Location: University of Dayton Arena, Dayton, Ohio  
Host: University of Dayton

**2nd & 3rd Rounds: March 21 & 23**

The Palace of Auburn Hills, Auburn Hills, Mich.  
Host: Oakland University

Rupp Arena, Lexington, Ky.  
Host: University of Kentucky

EnergySolutions Arena, Salt Lake City, Utah  
Host: University of Utah

HP Pavilion, San Jose, Calif.  
Host: West Coast Conference

**2nd & 3rd Rounds: March 22 & 24**

Frank Erwin Center, Austin, Texas  
Host: University of Texas

University of Dayton Arena, Dayton, Ohio  
Host: University of Dayton

Sprint Center, Kansas City, Mo.  
Host: Big 12 Conference

Wells Fargo Center, Philadelphia, Pa.  
Host: Temple University

**East Regional: March 28 & 30**

Verizon Center, Washington, D.C.  
Host: Georgetown University

**West Regional: March 28 & 30**

Staples Center, Los Angeles, Calif.  
Host: Pepperdine University

**Midwest Regional: March 29 & 31**

Lucas Oil Stadium, Indianapolis, Ind.  
Host: Butler University, IUPUI and the Horizon League

**South Regional: March 29 & 31**

Cowboys Stadium, Arlington, Texas  
Host: Big 12 Conference

**Final Four: April 6 & 8**

Georgia Dome, Atlanta, Ga.  
Host: Georgia Institute of Technology



## Tucson, Ariz.

Situated in the heart of Southern Arizona, Tucson is a city of stunning contrast and diversity. From the broad desert valley of world-famous saguaro cacti to 9,000-foot mountain forests of pine trees and snow, the city stands at a crossroads geographically and culturally.

In the metropolitan Tucson area, a population of just over one million is spread along a main valley floor of some 20 miles between Rincon mountain ranges to the east and the Tucson mountains to the west and into the foothills nestled against the backdrop of the Santa Catalina range to the north. On any of the 350 days of sunshine per year, the Santa Rita Mountains can be seen some 65 miles to the south between Arizona and Mexico.

It's just a 40-minute drive to the top of Mt. Lemmon, the southernmost ski resort in the United States, affording winter activities on the same day as a round of golf or any myriad of recreational opportunities in the area. Outdoor activities are the norm with hundreds of miles of hiking and biking trails, highlighted by Sabino Canyon which showcases the beauty of the desert with river-guided trails leading into the mountains.

The Sonoran Desert provides a unique setting. Far from the Saharan sand dunes that most first-time visitors expect, the desert boasts a wide range of wildlife and vegetation. An afternoon drive through the Saguaro National Park with its world-famous display of saguaro cacti highlights the unique beauty of the area. The unique Arizona-Sonora Desert Museum, with its rich collection of desert wildlife and vegetation, is another popular visitors' destination. Tucson is a two-hour drive from Tombstone, a two-hour drive from Phoenix, four hours from Mexico's Gulf of California coast, 70 miles from border city Nogales and within hours' drives from several major international bird-watching areas. World-class astronomy facilities on four nearby mountain ranges also attract visitors and specialists alike.

**A** In addition to its natural attractions, Tucson features a wide range of cultural experiences. From the first Native American inhabitants to the earliest Spanish settlers to its current inhabitants, each group left an indelible mark on Tucson. Native American, Mexican and American Southwest influences are prevalent throughout the city. The Mission of San Xavier del Bac, located just nine miles from campus on the Tohono O'odham Nation, is one of the original missions built by the Spanish missionaries, and the artist colonies of Tubac and Bisbee are within a few hours drive as well.

Continuously settled for more than 12,000 years – the oldest such settlement in the United States – Tucson has grown from a small Native American village into one of the Sunbelt growth cities of the 21st century. It is one of the premier astronomy and optics centers in the world, an important health sciences hub and home to a renowned research institution in the University of Arizona.

Tucson has held fast to its small-town ambience, despite explosive growth. Historic sites compete with new resort-minded centers for nighttime entertainment and shopping, and the University constantly holds the center of the city's attention with its athletics and cultural activities.

Phoenix is a two-hour drive to the north and is home to NBA, NFL, NHL, Major League Baseball and WNBA franchises. Further north lie international attractions like the Grand Canyon, Sedona, the Painted Desert, Monument Valley and Lakes Powell and Mead. Las Vegas is only a seven-hour road trip away, as are other Pacific beach cities; San Diego is less than six hours away.

The nights are always cooler in the desert after a splendid sunset or a mid-afternoon dousing from a summer monsoon. That's when Tucson's small-town attitude and big-city potential reveal themselves in the nighttime entertainment. From cultural events at the UA's Centennial Hall or the historic Fox Theatre, to the hot spots for a youthful population, there are activities to engage most any interest.

The melding of the city's diverse influences makes Tucson an ideal choice as a home, a vacation spot and a business magnet. With a population that includes college students, families of all backgrounds and thriving groups of young professionals and retirees, Tucson is a city with something for everyone.

## The University of Arizona

Founded on 40 acres of land donated by a saloon-keeper and two gamblers, and funded by a \$25,000 consolation prize in Tucson's competition for the Territorial capital, the University of Arizona rose from the desert floor of the true old West. Nobody wanted it, and fewer believed it would last. Fortunately, they were wrong, and the bet laid down by E.B. Gifford, Ben C. Parker and W.S. "Billy" Read on Nov. 27, 1886, has paid off into one of the finest research institutions in the world.

When the first 32 students arrived at the only building on campus in 1891, they began a tradition that has now entered its third century. The hitching posts for horses required to reach the edge of town may be gone, but "Old Main" remains as witness to the University's growth into a 400-acre Research I institution with nearly 200 buildings, more than 39,000 students, and a faculty and staff of 12,000.

Arizona's first university is the largest employer in Pima County and among the top 10 in Arizona with a payroll of half a billion dollars. The UA offers more than 325 degree fields in a dozen different colleges and another similar group of specialized schools.

The University of Arizona is one of the top 20 research universities in the nation and has played a part in groundbreaking projects ranging from the exploration of Mars to the development of new cancer treatments and pioneering breakthroughs in heart transplantation. UA's observational, theoretical and space astronomy programs have been ranked No. 1 in the country by the National Science Foundation (NSF) and recent other rankings placed 17 of the University's graduate programs among the top 20 in the nation. In addition, the Nobel Prize, three Pulitzer Prizes and the National Medal of Science have been bestowed upon Arizona educators.

Not to be forgotten, the University's undergraduate programs continue to flourish. The NSF considers Arizona to be one of the 10 universities that best integrates teaching and research for undergraduates. The NASA-funded space grant program pays undergraduates to work in laboratories alongside faculty, and the Undergraduate Biology Research Program includes 43 departments, involves 240 faculty sponsors and funds 140 undergraduate researchers annually. The Eller College of Management and the McGuire Center for Entrepreneurship are rated in the global top 10 by *Finance Times*. The University was named in an Elite 50 list of institutions for academically-minded athletes in 2009.

UA's top-notch programs develop top-name graduates who have continued on to success in their respective fields. The UA boasts a laundry list of graduates who have significantly impacted society. From the late U.S. Congressman Morris K. Udall to Joan Ganz Cooney, founder of the Children's Television Workshop, to Emmy Award winning actor/comedian Garry Shandling, UA graduates have made their mark on the world.

The UA also plays host to the world, with students representing all 50 states and 130 countries. Nearly a quarter of the student body consists of under-represented racial and ethnic groups, and the campus is located in one of the most diverse locations in the country, with the influence of Native American and Mexican cultures evident throughout the Tucson community.

The University of Arizona is in its third century of service with a continued commitment to providing support to its undergraduate population. Recently completed and current construction projects are testaments to the fact that the UA is dedicated to continued progress. The Integrated Learning Center, located underneath the grass Mall in the middle of campus, provides a home base for freshmen, with classrooms and offices for easier access to faculty and staff. The Student Union embraces the ambience of the Southwest with shaded terraces and open-air walkways, and provides numerous services such as the bookstore, technology center and varied restaurants that serve the UA community. The SALT (Strategic Alternative Learning Techniques) Center enhances aid to students with learning disabilities.

This commitment to excellence ensures that the University of Arizona will continue to grow from its auspicious beginnings as a single-building outpost in the desert into a world-renowned center for knowledge and research well into the next century.

*University President Dr. Ann Weaver Hart*

Ann Weaver Hart came to the University of Arizona from Temple University, where she served as president from July 2006 until she assumed the presidency of the UA in July 2012. Before then, she served as president of the University of New Hampshire and provost and vice president for Academic Affairs at Claremont Graduate University, in Claremont, California. At the University of Utah, she served as professor of educational leadership, dean of the Graduate School and special assistant to the president.



President Hart received a bachelor of science in history, a master of arts in history and a doctorate in educational administration, from the University of Utah. Her research interests include leadership succession and development, work redesign and organizational behavior in educational organizations, and academic freedom. She has published more than 85 peer-reviewed articles and book chapters, five books and edited volumes, and other articles and essays.

Among the professional and community service awards that President Hart has received are the Jack Culbertson Award in Educational Administration from the University Council for Educational Administration; the Outstanding Professional Award from the Business and Professional Women's Foundation; the PoWeR Award from the Professional Women's Roundtable; the 2009 Champion of Diversity and Access Award from the Urban STEM Strategy Group; and the Outstanding Community Service Award from the Network for Teaching Entrepreneurship. In addition to serving as the 21st President of the University, President Hart holds a faculty appointment in the College of Education as Professor of Educational Policy Studies & Practice.

President Hart currently serves as a member of the following organizations: American Association of Universities, Association of Public Land Grant Universities, Arizona State Board of Education, Campus Research Corporation, Greater Phoenix Leadership, Southern Arizona Leadership Council, Tucson Regional Economic Opportunities, Chairman's Circle, UA Alumni Board, UA Foundation Board, Udall Foundation, and the University of New Hampshire Foundation Board of Directors (member emeritus).

*Director of Athletics Greg Byrne*

Greg Byrne was named Arizona's 11th Director of Athletics in March 2010. Prior to coming to Arizona, Byrne was Mississippi State University's Director of Athletics, where he was the youngest top current athletic administrator in the Southeastern Conference and the youngest to lead an athletic program at the NCAA Division I-A level. He started his tenure at MSU in June 2006 as Associate Athletic Director for External Affairs.



He has been around successful athletic programs, and the director's chair, literally all his life. He is the son of long-time athletic administrator Bill Byrne, the recently retired Director of Athletics at Texas A&M University.

Byrne, however, has made a name for himself in intercollegiate athletics. He had 15 years of professional experience prior to assuming the AD's position, a resume that shows progressive growth in both responsibility and achievement. He has been directly involved in raising over \$160 million in gifts during his career in athletics.

Byrne was named by the Sports Business Journal to its 2011 class of "Forty Under 40" top sports management leaders in March 2011.

A native of Pocatello, Idaho, Byrne earned his bachelor's degree in 1994 and his master's degree from Mississippi State in 2009. Byrne is married to the former Regina Misa of Junction City, Ore., and the couple has two teenage sons: Nick and Davis.

*Pac-12 Conference: "The Conference of Champions"*

Built on a foundation of academic excellence and superior athletic performance, the Conference ushered in a new era on July 1, 2011, officially becoming the Pac-12 Conference with the additions of the University of Colorado and University of Utah.

Just 27 days after the Conference officially changed its name, Commissioner Larry Scott announced the creation of the Pac-12 Networks on July 27, 2011, solidifying a landmark television deal and putting the Conference on the forefront. The Networks, including one national network and six regional networks, in conjunction with four of the nation's largest cable operators, marked the first time a U.S. collegiate conference or any other programmer has launched a collection of networks across a variety of platforms, rather than a sole network. In addition, the "TV everywhere" rights will allow fans to access coverage outside the home on any digital device, including smartphones and tablet computers.

On the field, the Pac-12 rises above the rest, upholding its tradition as the "Conference of Champions"®, claiming an incredible 119 NCAA team titles since 1999-2000, including nine in 2012-13. That is an average of over nine championships per academic year. Even more impressive has been the breadth of the Pac-12's success, with championships coming in 28 different men's and women's sports. The Pac-12 has led or tied the nation in NCAA Championships in 46 of the last 52 years, including the last seven years consecutively.

Spanning nearly a century of outstanding athletics achievements, the Pac-12 was the first conference to reach 400 championships in 2010-11. With the inclusion of Colorado and Utah, the Conference surpassed another major milestone, with league teams capturing 450 titles, outdistancing the next conference by nearly 200. In all, Conference teams have won 451 NCAA Championships (306 men's, 145 women's).

The Conference's reputation is further proven in the annual Learfield Sports Directors' Cup competition, the prestigious award that honors the best overall collegiate athletics programs in the country. Stanford continued its remarkable run and won its unprecedented 18th-consecutive Directors' Cup in 2011-12. For the second-straight year, six of the top 25 Division I programs were Pac-12 member institutions: No. 1 Stanford, No. 3 UCLA, No. 7 USC, No. 11 California, No. 19 Arizona and No. 24 Oregon. With three teams in the top 10, it was the most of any conference.

The Conference's nine national titles came in the form of five women's and four men's crowns. Six different league schools claimed NCAA titles and, of the five NCAA institutions to have won multiples titles, three were from the Pac-12.

Postseason participation was a common occurrence for the Pac-12 in 2011-12. Of the 22 sports sponsored by the Conference, 14 witnessed at least half its teams participating in NCAA or other postseason action. The men sent 53 of a possible 101 teams into the postseason, while the women sent 67 of a possible 113 teams.

Pac-12 members have won 306 NCAA team championships on the men's side, 89 more than the next closest conference. Men's NCAA crowns have come at a phenomenal rate for the Pac-12 - 16 basketball titles by six schools (more than any other conference), 53 tennis titles, 45 outdoor track & field crowns, and 27 baseball titles. Pac-12 members have won 25 of 43 NCAA titles in volleyball, 38 of 42 in water polo, 27 in skiing, and 23 in swimming & diving national championships.

Individually, the Conference has produced an impressive number of NCAA men's individual champions, as well, boasting 2,073 individual crowns.

On the women's side, the story is much the same. Since the NCAA began conducting women's championships 31 years ago, Pac-12 members have claimed at least four national titles in a single season on 22 occasions, including the last 12-consecutive years. Overall, the Pac-12 has captured 145 NCAA women's titles, easily outdistancing the SEC, which is second, with 88. Pac-12 members have dominated a number of sports, winning 23 softball titles, 19 tennis crowns, 14 volleyball titles, 14 of the last 23 trophies in golf, and 13 in swimming & diving.

Pac-12 women student-athletes shine nationally on an individual basis, as well, having captured an unmatched 642 NCAA individual crowns, an average of nearly 21 championships per season.



**Arizona Communication Services**

Director Tom Duddleston supervises the University of Arizona athletic communication services office. He is assisted by associate directors Richard Paige and Molly O'Mara, and assistant directors Blair Willis and Susie Epp, and intern Ryan Dunn. For men's basketball information, please direct all requests to basketball contact Richard Paige.

**Sean Miller Interview Procedures**

Arizona head coach Sean Miller is available for interviews by pre-arranged appointment through the UA communication services office. Miller's weekly press conference will be held in McKale Center on Monday or Tuesday afternoons in either the communication services work room (room 109C) or the Ashley Lohse Room (room 329). Check with the UA communication services office for start times and locations. Another way to get in touch with Miller is through the weekly Pac-12 head coaches teleconference. Media members are advised to call the Arizona or Pac-12 media services offices in advance to get the accurate time and date for each week's call.

**UA Player Interview Procedures**

Arizona players will be available to the media around the time of Miller's weekly press conference and as scheduled through the communication services office. Players are not to be contacted outside of McKale Center and home/cellular phone numbers will not be given to the media. For interviews with assistant coaches, contact the communication services office. Please respect the student-athletes' academic responsibilities when requesting longer interviews. Requests for coach and player interviews should be made at least 24 hours in advance. Players are off limits on game days (except postgame) and on days in between games on the road.

**Press Releases**

The UA communication services office will produce regular basketball press releases that will generally be available by mid-day on Mondays and mid-day on the day after a game during the week. These will be available via the UA athletics' website ([www.arizonawildcats.com](http://www.arizonawildcats.com)), at the weekly Sean Miller press conference, and in the communication services office. Please contact Richard Paige to receive releases via e-mail.

**Credentials**

Seating at press row, access to the press room, the interview room, photo areas and locker rooms are restricted to accredited media only. Credentials are issued by game to members of the professional working media only, and should be requested at least 48 hours in advance on company letterhead or via e-mail. Credentials and media parking passes shall be granted on a space-available basis to daily newspapers, television and radio stations on assignment and other coverage approved by the UA's communication services director. Due to limited space on press row, not all requests will be approved. Credentials will not be issued to station general managers.

**Media Parking and Entrance**

For the 2012-13 season, media parking will be located on the UA Mall (center strip immediately north of McKale Center). All credentialed media should enter the arena at the northeast corner of the arena, through the doors off Martin Avenue next to the Hillenbrand Aquatic Center.

**Media Will Call**

All credentials will be available for pickup at the communications services office until three hours prior to game time, and then will be available at the media entrance (northeast corner of McKale Center). Please have proper forms of identification when picking up press credentials. Except for special cases, credentials will not be mailed.

**Game Day Media Services**

Game notes, media guides and rosters will be available in media work room, which is located just off the hallway under the seats in the north end of the arena (McKale Center Room 109C). Halftime statistics will be distributed along press row and in the media work room. Final statistics will be delivered to the interview room and the work room. Full statistics, play-by-play sheets, postgame notes and quotes will be distributed in the work room as well. Phone lines will be available on a shared basis along press row. Additionally, there is wireless internet access in McKale Center. The communications services office will transmit a final box at your request. Radio/TV statisticians, spotters, runners, etc. are available via request through Richard Paige in the UA communication services office. We request that when prior arrangements are made to use the statisticians, they must be paid whether they are employed or not.

**Postgame Procedures**

Arizona's locker room is closed postgame. Selected players and Coach Miller will be brought to a designated interview area (room 109C at home) following a 5-10 minute cooling off period. Anyone requesting a specific player should contact Richard Paige prior to the end of the contest. Sean Miller has a primary obligation to television networks and the Wildcat

Radio Network and then will proceed to the interview room (109C). Visiting teams will follow their own policies in McKale Center.

**Phone Lines**

The Wildcat Radio Network has installed phone lines for visiting radio on a reciprocal basis. Contact Brian Jeffries at (520/626-7660) for additional information. Media needing their own phone lines on press row can contact the University of Arizona phone office (520/621-5232).

**Still Photographers**

Courtside photo access will be granted only to working media photographers and must be requested by editors or sports directors. Tripods are prohibited. Strobe lighting for non-NCAA Championship games may be installed on a case-by-case basis, but must be approved and installed well in advance of any game. Still photographers are restricted to the designated baseline areas (northwest and southeast floor area). Additionally, anyone with permission to access strobes in the rafters MUST EXIT the rafters 90 minutes prior to tip-off. NO EXCEPTIONS. Access to this area is for technical purposes related to strobes ONLY and NOT as a vantage point for photos. Access onto the catwalks is restricted during events. Failure to obey this policy affords the University the right to press charges that include endangerment and trespass.

**RESERVING PHOTO BOXES:** The baseline photo boxes marked for photographers will be assigned to photographers possessing a UA season media credential. All other available spots remain available on a first-come, first-served basis. However, boxes CANNOT be reserved with a card any more than three hours prior to tip-off. Cards placed in the boxes in advance of that deadline will be removed.

**News Television Photographers**

Television photographers are restricted to the same baseline areas as still photographers. No live shots will be permitted on the floor prior to or during any game. Additionally, no arena live shots can take place in areas that restrict spectator views or access to walkways or the seating area.

**Broadcast Television**

Live television crews have locations at mid-court. There is opportunity for baseline camera locations next to the basket supports. Per Pac-12 rules, at no time will cameras be allowed in the team bench area. All television cables are permanently installed.

**Broadcast Rights**

All requests for radio and television rights and fees should be directed to James Francis, UA senior associate director of athletics (520/621-8001).

**Press Row**

Press seating is located on the floor along the west side of the McKale Center playing floor and in the middle level of seating in section 24. Press row is reserved for working media members only. Friends, spouses and children are not allowed to sit at press row, in compliance with the United States Basketball Writers Association working code. It should go without saying that cheering of any sort is not permitted.

**NBA Scouts**

All authorized NBA scouts are required to purchase a ticket through the McKale Center Ticket Office at (800) 452-2287 (fax 520/621-2419). NBA requests must be made on team letterhead and be guaranteed with a credit card. All requests will be verified by the NBA. The best available seat will be issued, however with McKale Center being sold out for the last 25 years, these tickets may not be near courtside (**NBA scouts do not sit on press row**). Media guides and game notes will be available for all NBA scouts in the work room (McKale Center Room 109). It is recommended that NBA organizations contact the McKale Center Ticket Office on or before Nov. 1, the date any remaining single-game tickets go on sale to the general public.


**Directions to McKale Center**

**From Tucson International Airport:** Follow Tucson Boulevard out of Tucson International airport to Kino Parkway (three miles). Turn right on Kino Parkway and head north (Kino Parkway eventually changes name and becomes Campbell Avenue) for four miles. After crossing Sixth Street take the first left and McKale Center will be on your immediate right.

**From Phoenix:** Take I-10 East (approximately 100 miles). When arriving in Tucson exit at Speedway Boulevard. Turn left onto Speedway and go two and one-half miles to Campbell Avenue. Turn right onto Campbell Avenue and go approximately one-third of a mile. Entry to McKale Center will be the first right after the Third St. light.



**1**  
**Gabe York**  
6-2 • Fr. • G  
Orange, Calif.




**2**  
**Mark Lyons**  
6-1 • Sr. • G  
Schenectady, N.Y.



**3**  
**Kevin Parram**  
6-6 • Sr. • G/F  
Bronx, N.Y.



**4**  
**T.J. McConnell**  
6-1 • Jr. • G  
Pittsburgh, Pa.



**13**  
**Nick Johnson**  
6-3 • So. • G  
Gilbert, Ariz.




**20**  
**Jordin Mayes**  
6-3 • Jr. • G  
Los Angeles, Calif.



**21**  
**Brandon Ashley**  
6-8 • Fr. • F  
San Francisco, Calif.




**30**  
**Angelo Chol**  
6-9 • So. • F  
San Diego, Calif.



**31**  
**Matt Korcheck**  
6-10 • Jr. • F  
Tucson, Ariz.



**33**  
**Grant Jerrett**  
6-10 • Fr. • F  
Chino Hills, Calif.



**35**  
**Kaleb Tarczewski**  
7-0 • Fr. • C  
Claremont, N.H.




**44**  
**Solomon Hill**  
6-7 • Sr. • F  
Los Angeles, Calif.



**50**  
**Jacob Hazzard**  
5-11 • Fr. • G  
Los Angeles, Calif.



**51**  
**Quinton Crawford**  
6-2 • Sr. • G  
Old Bridge, N.J.



**52**  
**Max Wiepking**  
6-6 • Sr. • F  
Englewood, Colo.



**55**  
**Drew Mellon**  
6-6 • So. • F  
Santa Ana, Calif.



**Sean Miller**  
Head Coach  
Fourth Year



**James Whitford**  
Associate Head Coach  
Fourth Year



**"Book" Richardson**  
Assistant Coach  
Fourth Year



**Joe Pasternack**  
Assistant Coach  
Second Year



# 2012-13 University of Arizona Men's Basketball Schedule

<u>Day</u>	<u>Date</u>	<u>Opponent</u>	<u>TV</u>	<u>Location</u>	<u>Time</u>
Sun.	Oct. 21	McDONALD'S RED-BLUE GAME		Tucson	2 p.m. PDT
Wed.	Oct. 31	HUMBOLDT STATE (EX)		Tucson	6:30 p.m. PDT
Tue.	Nov. 6	CHICO STATE (EX)		Tucson	6:30 p.m. MST
Sun.	Nov. 11	CHARLESTON SOUTHERN	Pac-12	Tucson	4 p.m. MST
Thurs.	Nov. 15	UTEP	FSN	Tucson	8 p.m. MST
Mon.	Nov. 19	LONG BEACH STATE	Pac-12	Tucson	7 p.m. MST
Wed.	Nov. 28	NORTHERN ARIZONA	Pac-12	Tucson	8 p.m. MST
Sat.	Dec. 1	at Texas Tech	ESPNU	Lubbock, Texas	7 p.m. CST
Tue.	Dec. 4	SOUTHERN MISS	Pac-12	Tucson	7:30 p.m. MST
Sat.	Dec. 8	at Clemson	ESPN2	Clemson, S.C.	8 p.m. EST
Sat.	Dec. 15	!FLORIDA	ESPN	Tucson	8 p.m. MST
Tue.	Dec. 18	ORAL ROBERTS	Pac-12	Tucson	7 p.m. MST
Sat.	Dec. 22	%vs. East Tennessee State	ESPNU	Honolulu, Hawaii	5:30 p.m. HST
Sun.	Dec. 23	%vs. Miami, Fla./Hawaii	ESPNU/ESPN2	Honolulu, Hawaii	4 or 6:30 p.m. HST
Tue.	Dec. 25	%TBA	ESPNU/ESPN2	Honolulu, Hawaii	TBA
Thurs.	Jan. 3	*COLORADO	ESPNU	Tucson	6 p.m. MST
Sat.	Jan. 5	*UTAH	Pac-12	Tucson	3 p.m. MST
Thurs.	Jan. 10	*at Oregon	ESPN/ESPN2	Eugene, Ore.	6 p.m. PST
Sat.	Jan. 12	*at Oregon State	ESPNU	Corvallis, Ore.	6:30 p.m. PST
Sat.	Jan. 19	*at Arizona State	FSN	Tempe, Ariz.	12:30 p.m. MST
Thurs.	Jan. 24	*UCLA	ESPN2	Tucson	7 p.m. MST
Sat.	Jan. 26	*USC	ESPNU	Tucson	5 p.m. MST
Thurs.	Jan. 31	*at Washington	ESPN/ESPN2	Seattle, Wash.	6 p.m. PST
Sat.	Feb. 2	*at Washington State	Pac-12	Pullman, Wash.	7 p.m. PST
Wed.	Feb. 6	*STANFORD	ESPN2	Tucson	7 p.m. MST
Sun.	Feb. 10	*CALIFORNIA	Pac-12	Tucson	5 p.m. MST
Thurs.	Feb. 14	*at Colorado	Pac-12	Boulder, Colo.	8 p.m. MST
Sun.	Feb. 17	*at Utah	Pac-12	Salt Lake City, Utah	1 p.m. MST
Wed.	Feb. 20	*WASHINGTON	ESPN2	Tucson	9 p.m. MST
Sat.	Feb. 23	*WASHINGTON STATE	FSN	Tucson	1 p.m. MST
Wed.	Feb. 27	*at USC	Pac-12	Los Angeles, Calif.	6:30 p.m. PST
Sat.	March 2	*at UCLA	ESPN	Los Angeles, Calif.	6 p.m. PST
Sat.	March 9	*ARIZONA STATE	FSN	Tucson	2:30 p.m. MST
Wed.-Sat.	March 13-16	\$Pac-12 Conference Tournament	TBA	Las Vegas, Nev.	TBA
Tues.-Wed.	March 19-20	NCAA Tournament, First Four	truTV	Dayton, Ohio	
Thurs.-Sun.	March 21-24	NCAA Tournament, Second & Third Rounds	Turner/CBS	TBA	
Thurs.-Sun.	March 28-31	NCAA Regionals	Turner/CBS	TBA	
Sat. & Mon.	April 6-8	NCAA Final Four	CBS	Atlanta, Ga.	

\* Pac-12 Conference Game

% Hawaiian Airlines Diamond Head Classic, Honolulu, Hawaii; will be played at the Stan Sheriff Center. Field includes East Tennessee State, Hawaii, Indiana State, Miami (Fla.), Mississippi, San Diego State and San Francisco.

! Fiesta Bowl Basketball Classic, Tucson, Ariz.

\$ at MGM Grand Garden Arena, Las Vegas, Nev.

All times listed are local to site and all information is subject to change.

