

# ARIZONA



**PAC12**  
CONFERENCE

2011-12  
Media Guide



ARIZONA

**NUMERICAL**

No.	Name	Pos.	Ht.	Wt.	Cl.-Exp.	Hometown/Last School
0	Dondre Wise	G	6-1	220	Sr.-2L	Houston, Texas/Pima (Ariz.) C.C.
3	Kevin Parrom	G/F	6-6	215	Jr.-2L	Bronx, N.Y./South Kent (Conn.) H.S.
5	Robert Arvizu	G	6-0	195	So.-1L>	Phoenix, Ariz./North H.S.
11	Josiah Turner	G	6-3	192	Fr.-HS	Sacramento, Calif./Quality Education Academy (N.C.)
13	Nick Johnson	G	6-2	198	Fr.-HS	Gilbert, Ariz./Findlay Prep (Nev.)
14	Kyryl Natyazhko	C	6-11	275	Jr.-2L	Dnipropetrovsk, Ukraine/IMG Academy (Fla.)
20	Jordin Mayes	G	6-2	196	So.-1L	Los Angeles, Calif./Westchester H.S.
21	Kyle Fogg	G	6-3	188	Sr.-3L	Brea, Calif./Brea Olinda H.S.
24	Brendon Lavender	G	6-5	212	Sr.-3L	Mesa, Ariz./Mountain View H.S.
30	Angelo Chol	F	6-9	217	Fr.-HS	San Diego, Calif./Hoover H.S.
33	Jesse Perry	F	6-7	217	Sr.-1L	St. Louis, Mo./John A. Logan (Ill.) C.C.
44	Solomon Hill	F	6-6	226	Jr.-2L	Los Angeles, Calif./Fairfax H.S.
50	Alex Jacobson	C	7-0	253	Sr.-3L+	Santa Ana, Calif./Mater Dei H.S.
51	Quinton Crawford	G	6-1	190	Jr.-RS>	Old Bridge, N.J./Middlesex County College
52	Max Wiepking	F	6-6	210	Jr.-2L>	Englewood, Colo./Kent Denver School
55	Drew Mellon	F	6-5	210	Fr.-HS>	Santa Ana, Calif./Mater Dei H.S.

**ALPHABETICAL**

No.	Name	Pos.	Ht.	Wt.	Cl.-Exp.	Hometown/Last School
5	Robert Arvizu	G	6-0	195	So.-1L>	Phoenix, Ariz./North H.S.
30	Angelo Chol	F	6-9	217	Fr.-HS	San Diego, Calif./Hoover H.S.
51	Quinton Crawford	G	6-1	190	Jr.-RS>	Old Bridge, N.J./Middlesex County College
21	Kyle Fogg	G	6-3	188	Sr.-3L	Brea, Calif./Brea Olinda H.S.
44	Solomon Hill	F	6-6	226	Jr.-2L	Los Angeles, Calif./Fairfax H.S.
50	Alex Jacobson	C	7-0	253	Sr.-3L+	Santa Ana, Calif./Mater Dei H.S.
13	Nick Johnson	G	6-2	198	Fr.-HS	Gilbert, Ariz./Findlay Prep (Nev.)
24	Brendon Lavender	G	6-5	212	Sr.-3L	Mesa, Ariz./Mountain View H.S.
20	Jordin Mayes	G	6-2	196	So.-1L	Los Angeles, Calif./Westchester H.S.
55	Drew Mellon	F	6-5	210	Fr.-HS>	Santa Ana, Calif./Mater Dei H.S.
14	Kyryl Natyazhko	C	6-11	275	Jr.-2L	Dnipropetrovsk, Ukraine/IMG Academy (Fla.)
3	Kevin Parrom	G/F	6-6	215	Jr.-2L	Bronx, N.Y./South Kent (Conn.) H.S.
33	Jesse Perry	F	6-7	217	Sr.-1L	St. Louis, Mo./John A. Logan (Ill.) C.C.
11	Josiah Turner	G	6-3	192	Fr.-HS	Sacramento, Calif./Quality Education Academy (N.C.)
52	Max Wiepking	F	6-6	210	Jr.-2L>	Englewood, Colo./Kent Denver School
0	Dondre Wise	G	6-1	220	Sr.-2L	Houston, Texas/Pima (Ariz.) C.C.

+ Has used redshirt year  
> Walk-on

**Head Coach:** Sean Miller (Pittsburgh, '92; Third year at Arizona, Eighth year overall)

**Associate Head Coach:** James Whitford (Wisconsin, '94; Third year)

**Assistant Coaches:** Emanuel "Book" Richardson (Pittsburgh-Johnstown, '98; Third year); Joe Pasternack (Indiana, '99; First year)

**2011-12 WILDCAT ROSTER BREAKDOWNS**

**By Class:**

**Seniors (5):** Kyle Fogg, Alex Jacobson, Brendon Lavender, Jesse Perry, Dondre Wise

**Juniors (5):** Quinton Crawford, Solomon Hill, Kyryl Natyazhko, Kevin Parrom, Max Wiepking

**Sophomores (2):** Robert Arvizu, Jordin Mayes

**Freshmen (4):** Angelo Chol, Drew Mellon, Nick Johnson, Josiah Turner

**By Position:**

**Guards (9):** Robert Arvizu, Quinton Crawford, Kyle Fogg, Nick Johnson, Brendon Lavender, Jordin Mayes, Kevin Parrom, Josiah Turner, Dondre Wise

**Forwards (6):** Angelo Chol, Solomon Hill, Drew Mellon, Kevin Parrom, Jesse Perry, Max Wiepking

**Centers (2):** Alex Jacobson, Kyryl Natyazhko

**Country/State of Origin:**

**Ukraine:** Kyryl Natyazhko

**United States:**

**Arizona:** Robert Arvizu, Nick Johnson, Brendon Lavender

**California:** Angelo Chol, Kyle Fogg, Solomon Hill, Alex Jacobson, Jordin Mayes, Drew Mellon, Josiah Turner

**Colorado:** Max Wiepking

**Missouri:** Jesse Perry

**New Jersey:** Quinton Crawford

**New York:** Kevin Parrom

**Texas:** Dondre Wise

**By Height:**

**6-0:** Robert Arvizu

**6-1:** Quinton Crawford, Dondre Wise

**6-2:** Nick Johnson, Jordin Mayes

**6-3:** Kyle Fogg, Josiah Turner

**6-5:** Brendon Lavender, Drew Mellon

**6-6:** Solomon Hill, Kevin Parrom, Max Wiepking

**6-7:** Jesse Perry

**6-9:** Angelo Chol

**6-11:** Kyryl Natyazhko

**7-0:** Alex Jacobson

**Pronunciation Guide**

Robert ARVIZU ..... Are-VEE-zoo  
 Angelo CHOL ..... rhymes with goal  
 Drew MELLON ..... melon (like the fruit)  
 KYRYL NATYAZHKO ..... KAH-rill Naht-YAHZ-ko  
 Kevin PARROM ..... Pair-um  
 JOSIAH Tuner ..... Joe-Sigh-uh  
 Max WIEPKING ..... Weep-king





WILDCAT QUICK FACTS

University Information

Table with 2 columns: Category and Value. Includes Location (Tucson, Ariz.), Founded (1885), Enrollment (39,200), Nickname (Wildcats), School Colors (Cardinal & Navy), Arena (McKale Center), Affiliation (NCAA Division I), Conference (Pac-12), President (Dr. Eugene G. Sander), Faculty Representative (Jory Hancock), Director of Athletics (Greg Byrne), Athletic Dept. Phone ((520) 621-4622), Ticket Office Phone ((520) 621-2287).

History

Table with 2 columns: Category and Value. Includes First Year of Basketball (1904-05), All-time Record (1,595-880-1\*), Years in NCAA Tournament/Last (\*27/2011 (3-1)), Last Postseason Opponent (Connecticut), Result (Lost, 65-63, 2011 NCAA West Regional Final).

Coaching Staff

Table with 2 columns: Category and Value. Includes Head Coach (Sean Miller), Alma Mater (Pittsburgh, 1992), Career Record/Years (166-70 (.704)/7), Record at Arizona/Years (46-23/2), Basketball Office Phone ((520) 621-4813), Best Time to Reach Coach (Contact SID), Assistant Coaches/Alma Mater/Years at Arizona (James Whitford/Wisconsin, 1994/2; Emanuel "Book" Richardson/Pittsburgh-Johnstown, 1998/2; Joe Pasternack/Indiana, 1999/1).

Athletic Trainer

Justin Kokoskie

Media Relations

Table with 2 columns: Category and Value. Includes Sports Information Director (Tom Duddleston, Jr.), Associate S.I.D./Basketball Contact (Richard Paige), Office Phone ((520) 621-4163), Cell Phone ((520) 850-2118), e-mail (rpaige@email.arizona.edu), S.I.D. Fax ((520) 621-2681), Mailing/Overnight Address (Athletic Media Relations, P.O. Box 210096, McKale Center, Room 106, 1 National Championship Drive, Tucson, AZ 85721-0096).

Press Row Phone

(520) 621-4334

Athletic Web Site www.arizonawildcats.com

Team Information

Table with 2 columns: Category and Value. Includes 2010-11 Record (30-8 (17-0 home, 7-4 away, 6-4 neutral)), Conference Record/Finish (14-4/1st), Letterwinners Returning/Lost (11/4), Starters Returning/Lost (3/2).

Returns (11)

Table with 8 columns: Name, Pos., Ht., Wt., Yr., PPG, RPG, APG. Lists returning players like Robert Arvizu, Kyle Fogg, Solomon Hill, Alex Jacobson, Brendon Lavender, Jordin Mayes, Kyryl Natyazhko, Kevin Parrom, Jesse Perry, Max Wiepking, and Dondre Wise.

Newcomers (5)

Table with 6 columns: Name, Pos., Ht., Wt., Yr., Hometown. Lists newcomers like Angelo Chol, Quinton Crawford, Nick Johnson, Drew Mellon, and Josiah Turner.

Losses (4)

Table with 7 columns: Name, Pos., Ht., Wt., Yr., PPG, RPG, APG. Lists players like Daniel Bejarano, Jamelle Horne, Lamont Jones, and Derrick Williams.

\* Records adjusted for vacated games due to NCAA infractions

TABLE OF CONTENTS

last update: Jan. 4, 2012

General Information

Table listing general information sections and page numbers: 2011-12 Rosters (iFC), Quick Facts/Table of Contents (1), 2011-12 Broadcast Talking Points (2-3), Q&A with Sean Miller (4-5), Opponent Media Relations Directory (23), McKale Center/2011 NCAA Tournament Information (102-103), Tucson/University of Arizona (104), University Administrators/Pac-12 Conference (105), Media Policies (106), 2011-12 Radio/TV Roster (iBC), 2011-12 Schedule (iC).

Wildcat Biographies

Table listing biographies and page numbers: Seniors (Fogg, Jacobson, Lavender, Perry, Wise) (6-13), Juniors (Hill, Natyazhko, Parrom, Wiepking) (14-20), Sophomores (Arvizu, Mayes) (21-23), Newcomers (Chol, Crawford, N. Johnson, Mellon, Turner) (24-25), Head Coach Sean Miller (26-28), Assistant Coaches Whitford, Richardson, Pasternack) (29-30), Support Staff (Reynolds, Rounds, Kokoskie, Feld, Peters) (30-32).

2010-11 In Review/A Look Ahead

Table listing 2010-11 statistics and page numbers: Team/Individual Statistics (33-34), 2010-11 Boxscores (34-40), Fiesta Bowl Classic (41-42), 2012 Pacific Life Pac-12 Tournament (43), Series Record vs. All Opponents (44-45), Series Records vs. 2011-12 Opponents (46-50), Series vs. the Conferences (50-51).

History

Table listing historical records and page numbers: Individual Records (52-53), Team Records (54-55), McKale Center Records/Pac-12 Records (56-58), Career Statistical Leaders (59-60), Single-Season Statistical Leaders (61-62), Career Scoring Leaders (63-64), Year-By-Year Leaders (65-66), Arizona in Overtime/100-Point Games (67-68), Retired Jerseys (69-70), All-Americans/Individual Honors/NBA Draft (71-73), Arizona in the Polls/Against Ranked Opponents (74-78), Yearly Results/Career Coaching Records (79-80), Season Comparisons/Single-Season Team Highs (81-84), Game-By-Game Results (85-93), Lettermen (94-95), Jersey Numbers (96-97), Individual Career Statistics (98-101).


On the Cover: Arizona basketball seniors (from left) Jesse Perry, Brendon Lavender, Kyle Fogg, Alex Jacobson and Dondre Wise lead the Wildcats into the 2011-12 season. The 2011 Pac-10 regular season championship trophy is featured as well. Cover designed by Mike Lowery.

Credits: The 2011-12 University of Arizona men's basketball media guide was produced to aid in coverage of the Arizona men's basketball program and is a product of the University of Arizona Athletic Media Relations Office © 2011. The guide was written, designed and edited by Richard Paige with editorial assistance from Lydia F. Bell, Molly O'Mara and Tom Duddleston. Text, research and production contributions by Sean Fitzpatrick, Greg Fitzpatrick, Jon Alquist, Blake Grimsley, Lydia F. Bell, Drew Porche, Hanad Farah, Brentton Walker, Katie Roberts, Ryan Hansen, Sean Collins, Danny Martinez, Steve Kozachik, USA Basketball, the NCAA (Gary K. Johnson), and the Naismith Memorial Basketball Hall of Fame. Photo credits: Luke Adams, J & L Photography; Arizona Athletics Photography, Ben Rider, Jacob Chinn; David Sanders, Arizona Daily Star; Francisco Medina, Tucson Citizen; Kevin Klaus, Arizona Daily Wildcat; Patti Ota; Arizona Republic, Associated Press (John Miller, Wily Low, Wendell Hughes); Robert Walker; Donna Schou; Joe Murphy; USA Basketball (Caroline Williams, Craig Miller, Jenny Maag); Brian Spurlock; Kathleen "Rocky" LaRose; Tom Duddleston; Richard Paige; ALLSPORT; Ryan Ole Haas; Tim Defrisco; Rocky Widner; Michael B. Hirsch; Glenn James; Tim Harris; Alan Kee; Susan Hamilton; Rich Schmitt; Staples Center; NBA Entertainment/Getty Images; and the public relations offices of NBA franchises pictured.





**Champions Develop Here:** Arizona has long considered itself a championship-caliber program and Wildcat basketball alumni have gone on to great successes in the National Basketball Association. Former Cats have won a total of 13 NBA championship rings – including the last three – as Jason Terry (right) was instrumental in Dallas' 4-2 Finals win over Miami last June. The 2011 NBA Finals put Terry against former Wildcat teammate Mike Bibby, bringing the total number of appearances by Wildcats in the NBA Finals to 17 over the last 16 seasons.



### Wildcats to Win NBA Championships

Steve Kerr:	5 (1996, '97, '98, '99, 2003)
Jud Buechler:	3 (1996, '97, '98)
Luke Walton:	2 (2009, '10)
Bison Dele:	1 (1997)
Sean Elliott:	1 (1999)
Jason Terry:	1 (2011)

**The Next Level:** A total of 63 Arizona players have been drafted by NBA clubs since 1948. More than half of that number was selected in the last 23 seasons. Additionally, nine of Arizona's last 10 NBA Draft first-round selections have been Lottery picks, like Derrick Williams (below). No school nationally has produced more NBA draft picks since 1988 than Arizona's 34.

ARIZONA



### Most NBA Draft Choices since 1988

1. ARIZONA	34
2. Duke	32
3. UCLA	30
4. Kansas	29
5. North Carolina	26

**Point Guard U.:** It's almost become commonplace to refer to Arizona basketball as Point Guard U. For more than two decades Arizona has produced a lineage of great college basketball point

guards, many of whom have gone on to ultra-productive NBA careers.

Over the course of their NBA careers, UA point guards Damon Stoudamire, Mike Bibby, Jason Terry, Gilbert Arenas, and Jerryd Bayless (right) have averaged a combined 15.5 points and 5.3 assists per game to go with a 2.3:1 assist:turnover ratio, while playing in more than 3,500 regular season games.

Arizona players have long known that draft day is just the first step to a successful career in professional basketball. The average length of an NBA career for the 33 UA players to see action in the league since 1989 is an impressive six years. Additionally, the 11 former Wildcats to play in the NBA last season earned nearly \$71 million combined. That's about \$15 million more than the salary cap.



**NCAA Tournament Regulars:** Arizona has made 27\* trips to the NCAA Tournament, capped by the 1997 national championship and three other trips to the Final Four (1988, 1994, 2001). Since 1985, 272 different teams have played in the NCAA Tournament, and in that span, Arizona ranks fifth in games played and sixth in number of wins.

### NCAA Tournament Games Played, 1985-2011

Team	App.	GP
1. Duke	26	101
2. North Carolina	24	91
3. Kansas	26	90
4. Kentucky	23	80
5. ARIZONA	*26	69
6. Michigan State	21	62
7. Connecticut	17	61
Syracuse	22	61
9. UCLA	21	60
10. Louisville	20	53
11. Indiana	21	49
Oklahoma	20	49
13. Georgetown	18	48

### NCAA Tournament Wins, 1985-2011

Team	App.	W
1. Duke	26	79
2. North Carolina	24	70
3. Kansas	26	66
4. Kentucky	24	60
5. Connecticut	17	48
6. ARIZONA	*26	44
7. Michigan State	21	42
8. UCLA	21	40
Syracuse	22	40
10. Louisville	20	33
11. Florida	16	32
12. Georgetown	18	31
13. Indiana	21	29
Oklahoma	20	29
Arkansas	17	29
16. Texas	21	29
Maryland	17	29
18. Michigan	14	28

\* number reflects two vacated appearances

**Survive and Advance:** Every four-year player at Arizona since 1985 has played in at least one Sweet 16 during his career in Tucson. UA's trip to the 2011 Elite Eight marked the 14th time



the program has earned a berth in the Sweet 16, and was the program's ninth appearance in the Elite Eight. It was the sixth time in the last 11 years that the Cats have played into NCAA

Tournament's second weekend.

**All-Americans:** Since 1951, a total of 25 players have earned All-America honors as a Wildcat. From Roger Johnson, UA's first (1951), to Derrick Williams, UA's most recent (2011), Arizona players have amassed 96 All-America honors. Eleven Wildcats have earned the distinction in the last 10 years.





**Habit Forming:** Arizona is one of a handful of programs where winning is a regularity. Not only have the Wildcats strung together a Pac-12-best 27 consecutive winning seasons, but UA is tied for fourth nationally in terms of 20-win seasons in that same span. In that time frame, Arizona has averaged 24.7 wins per season.

**20-Win Seasons, 1985-2011**

Team	No.
1. Kansas	26
Syracuse	26
3. Duke	25
4. North Carolina	24
<b>ARIZONA</b>	24

**Follow His Lead:** Arizona head coach Sean Miller and the Wildcats clinched the 2011 Pac-10 regular season championship with a win over Oregon on March 8, which marked the fourth regular-season title (or share) for a Miller-coached team in the last five seasons. The only blip was 2009-10's 16-15 (10-8/4th Pac-10) debut at Arizona. Dating back to his time at Xavier, Miller's charges have won the 2007 (co), '08 and '09 Atlantic 10 regular-season championships in addition to the 2011 Pac-10 title. In that span, Miller has averaged better than 12 conference wins per season to go with a .750 (63-21) conference winning percentage. Overall in that span, Miller's teams have averaged 25 wins per season. Additionally, Miller has proven himself to be a savvy postseason mentor, helping Xavier to the 2008 West Regional final and 2009 East Regional semifinal prior to Arizona's 2011 run to the Elite Eight. His NCAA Tournament record is 9-5 (.643).



**Marching to Victory:** Since the start of the 1996-97 season, Arizona has a 62-31 (.667) record in the month of March. In that span, 42 of those games have been played in the NCAA Tournament and UA is 29-13 (.690) in them. In the Sean Miller era, Arizona is 9-4 (.692) in March.

**Streaking:** Largely due to incredible fan support, Arizona's McKale Center remains one of college basketball's best home court advantages. Arizona enters the 2011-12 campaign riding a streak of 19 consecutive homecourt wins.

Since the facility opened in 1973, more than 7.5 million fans have witnessed the Wildcats win nearly 84 percent of its home games, while averaging better than 13 home wins per season in that span.

Arizona has played to an impressive 99.2% percent of capacity for all of its home games in that span – 371 games entering 2011-12 – since the start of the 1987-88 season.

Arizona has led the Pac-12 in attendance every season since 1984-85.

**Conference Titles:** In its 107 seasons of basketball, Arizona has won or shared 25 conference championships. The Cats have captured at least one league title in each of the three conferences it has claimed membership: Border (12 titles), 1931-61; Western Athletic (1), 1962-78; and Pacific-10 (12), 1978-2011. Since UA joined the Pac-12 in 1978-79, the Cats have won 12 conference titles, the most of any school in the league.



**Elite Company:** Sean Miller coached Arizona to a 30-victory season last year for only the fourth time in school history, a remarkable 14-game improvement from the 16-14 mark in his inaugural season in Tucson. The 30-8 mark stacks up against these previous Lute Olson-coached clubs:

1987-88: 35-3 (.921)	2004-05: 30-7 (.811)
1997-98: 30-5 (.857)	2010-11: 30-8 (.789)

**Line of Demarcation:** The three-point arc provided a simple focus for the Wildcats a season ago, as the program had a collection of really sharp shooters, helping the school post a .397 season percentage from three-point range, which tied for the fifth-best mark in UA history. Arizona eclipsed 60 percent from beyond the arc five times last season and topped 50 percent 10 times. Arizona sank 10 or more treys in a dozen different games in 2010-11. The Cats' 296 made three-pointers was a UA single-season record, passing the 279 made by the 1993-94 Final Four club spearheaded by the long-range bombing backcourt of Damon Stoudamire and Khalid Reeves. Kyle Fogg (right) led all shooters with 50 treys a year ago.

On the defensive end, Arizona limited the opposition to just 29.3 percent shooting (175-of-598), which was the lowest opponent three-point field goal percentage since the advent of the shot in 1986-87. Further, the .293 three-point field goal defense figure ranked fifth nationally.



ARIZONA

## ARIZONA WORKING HARD TO BUILD ON SUCCESSES

*A conference championship and trip to the Elite Eight serve as springboard for 2011-12*

**Presented below are head coach Sean Miller's preseason thoughts on his ballclub taken from his Oct. 12 media day address:**

"We're very excited about the start of things. As a team, I think we're hungry to get back out there and practice. Any time you have the success we had last year, especially in March, that's a feeling you want to return to. I think everybody in our organization, coaches, managers and players, understand that it's so hard to do, and that's the challenge we face as we start back up again."

**Speak about Kyle Fogg's evolution as a player:**

"Just having him continue to make progress is important. He was a better defensive player as a junior than he was as a sophomore. He didn't have nearly the struggles or bad moments, and had so many more good moments. I think the same thing will happen from his junior year to his senior year. It's been well documented in some of the articles that have been done on our team in the offseason that Kyle has been a great leader, has worked very hard, and to me he is as prepared as any senior I've seen. He should have a very good year."

**Will Kyril Natyazhko have an impact?**

"We're counting on Kyril. He has to play more minutes, and he has to be a better player for our team this year than he was last year. One thing that gives me great confidence is really the last month of his sophomore year. He was instrumental in a lot of big plays,

especially on defense, and I thought he really settled into a role on offense that, even though it didn't show up in the scoring column, he was valuable by just passing the ball, screening, putting his body on the defense, and doing the things you want him to do. I really think he's picking up where he left off there. He's had a very good offseason, and he's worked extremely hard on his body to put himself in a better position moving forward."

**What's been Jordin Mayes' biggest area of improvement?**

"A year ago (Jordin) was around 180 pounds, and now he's closer to 195. Some of the things dealt with as freshman on defense, wearing down – it's hard as a freshman – but he solved that by having a good offseason. He's a bigger, stronger player, and he also doesn't have to play just the point guard. He can play with a point guard, which gives us more depth."

**On the competition for minutes this season:**

"To a man, everybody has the opportunity to play. It truly is going to work itself out. I think last year, in all 38 games we played 10 players. I look at this year's team being able to do the same. As we play minutes in November, they may not be anywhere close to the minutes you see us give in February or March. It's very much an evolving process as we mix in four freshmen with four seniors and try to figure out if Kevin's going to rejoin us. It's going to be a very competi-

tive environment, and it already has been through the preseason, where I think a number of guys recognize that everything we do is important. And that's really how we want it."

**What are the expectations for Solomon Hill this season?**


"Just to be a better overall player. A lot of times, scoring is constantly on your mind. But there are so many other things that Solomon does well. Rebounding on offense and defense, he's a clever passer, but at times he would turn the ball over, so being a guy who's more responsible with the ball, we need him to be able to score around the basket some as well. Defensively, guarding other teams' really good wing players, he should be better, more adept at handling screens. I think his progress won't just be felt in one statistical area. He's always given us a lot of things as a player, and that well roundedness is what we want him to do better more than any single stat. He grew more confident in playing around the basket as last season progressed."

"Early in the year we wanted him to do it, but sometimes you forget that Solomon was just in the beginning stages of his sophomore season. I look back at our final weekend against the Oregon schools when we won our Pac-10 Championship, the Pac-10 Tournament, and the four games we played in the NCAA Tournament – nine really big games – and Solomon was at his best during that stretch. I think that gave him a sense of confidence, and he wants to pick up right where he left off, we obviously need him to. He's one of our most experienced, productive players. Scoring is always the thing basketball people talk about the most, but Solomon's impact will be felt across the board."

**What adjustments do you make to team chemistry now that Derrick Williams is gone?**

"Every year, especially with as much turnover as you can have with young guys leaving early, it's just a whole new team dynamic. When you think about it, we have four players on our team who we're counting on, that were in high school last year at this time, and had nothing to do with our success. That's an important part, but that's why the players who were a part of what we've done the last two years, they can help

ARIZONA



**2011-12 University of Arizona men's basketball team.** Front Row (l to r): Tyler Tatum, manager; David Miller, manager; Max Wiepking; Nick Johnson; Josiah Turner; Brendon Lavender; Kyle Fogg; Jordin Mayes; Dondre Wise; Robert Arvizu; Aaron Levine, manager; Benny Conger, assistant director of equipment operations. Back Row: Justin Kokoskie, athletic trainer; Chris Rounds, associate director of performance enhancement; Danny Peters, graduate manager; Jeff Feld, assistant director of operations; Ryan Reynolds, director of operations; Kevin Parrom; Angelo Chol; Kyril Natyazhko; Alex Jacobson; Sidiki Johnson; Jesse Perry; Solomon Hill; Sean Miller, head coach; James Whitford, associate head coach; Emanuel "Book" Richardson, assistant coach; Joe Pasternack, assistant coach.



guide the new players and bring the chemistry along.”

**What are your points of emphasis for this team this season?**

“There are some things in our statistics, like defending the three point shot last year – we led America for a significant portion of the season – and that’s really hard to do. Shots close to the basket, we weren’t very good, and we want to get better at that, certainly. Getting to the free throw line has been something that we’ve done very well, mainly because we had one player (Derrick Williams) who shot a ton of free throws every game. Without him, it’s important that we can still get to the foul line. I think when you look at what made us successful, generally, we have a similar style and system, so those things are always going to be important to us.”

**Have you been able to get a feel for the four newcomers?**

“To me, each one of them has made progress since school began, and I’m anxious to see each one of them out there every day now. Point guard Josiah Turner is 6-foot-3, more than 190 pounds, so his size really stands out for such a young player. He’s really a fun guy to play with on offense because he passes the ball. The more open court situations he’s in, the more comfortable he is.”

“Nick Johnson is really well trained. Playing at Findlay Prep, living away from home for two years in that competitive environment of trying to win a high school national championship has made his transition from high school to college really an easy one, if that’s even possible. Nick is a winner, and I’ve really been impressed with how talented he is on defense. I think that before he’s done at Arizona, we’ll all look at him as someone who can guard a variety of different types of players.”

“Angelo Chol, is one of the hardest workers on our team. For somebody who’s 6-foot-9 like Angelo is, he just has an incredible motor. He’s in the gym constantly, shooting extra shots, and that’s something you don’t always know until they get here, and to me his willingness to learn and his work ethic really does stand out, as does his quickness and ability. On offense, Angelo’s a face-up player, and on defense he can cover ground, block shots, and do a lot of things that all teams love to have.”

“Sidiki Johnson is a physical, low post player, and in some of the team work-

outs we’ve had, he’s scored around the basket and he gives us a physicality that our team really needs. I really look to him as establishing toughness and a rebounding element to our team. Sidiki is 235 pounds, so for his position, although a freshman, he has a big advantage coming in because of how big and strong he is.”

**Is Josiah Turner a vocal point guard?**

“Josiah is very quiet. He’s quiet, very similar to how Jordin Mayes is, but like all quiet guys, it’s funny that when the coach isn’t around I think they’re a lot more jovial, a lot louder. I’m sure he’ll understand how important communication is to that position, and he’ll learn that probably in the next couple of weeks more-so than any other period of time. That’s usually something that’s emphasized a great deal in the first month of college basketball season.”

**Where will the leadership come from this season?**

“We have five seniors. Dondre Wise isn’t on scholarship this year, but I really look at him as almost a scholarship player. He has a voice on our team, and to me he’s almost a coach-in-waiting, always observing. But him and his four classmates – the players who have been here the longest, that have seen the most, that have gone through the highs and lows – those are the guys who will be our leaders, coupled with the players who play the most.”

**Please talk about Kevin Parrom’s situation and its challenges:**

“It’s hard. It’s consuming. You don’t think about practice, don’t think about things you normally would when one of our players has been shot (see page 18 for more information). There’s not necessarily a manual you pull out. You really just try to be there and guide the process. In Kevin’s case, we’re fortunate he has such a great family behind him. We’re always trying to make sure he is in a good place not just physically as he makes his comeback, but also emotionally.”

“We’re preparing really for both, to have him and not have him. At the beginning we’re preparing to not have him because he’s not going to be out there, at least in practice on the short term. We’re going to have to learn how to play and practice without him. Again, optimistically, maybe even cautiously optimistic, we hope to welcome him back to our team at some point, and we’ll know more in the next two weeks, four weeks, six weeks.”



*Junior Solomon Hill averaged 8.0 points and 4.7 rebounds per game last season and ranked second on the club in rebounds and steals.*

**Can you discuss the strength of your schedule?**

“I worry about our non-conference schedule a little bit. To me, we’re really pushing the envelope in terms of tough games. When you look at our games, we have St. John’s at Madison Square Garden, on their home court; the winner or loser of Mississippi State vs. Texas A&M; going across the country to play at a great Florida team; New Mexico State on the road, which will be a huge game for them; and traveling to Seattle to play Gonzaga on a neutral court. When you think about those opportunities right there, and then throw in San Diego State and Clemson at home, along with Valparaiso, Duquesne and Ball State, those games were scheduled with the expectation that certain players would return. Right now we have something different, but we are better because we will challenge ourselves.”

**Please talk about the new Pac-12 Conference:**

“The Pac-12 Conference is more balanced and deeper this year. Last year we weren’t perceived as healthy as we eventually will be and we still were so close to having three teams in the Sweet 16. Colorado and Utah have a pair of great coaches, and I think we will have a number of teams playing in the postseason. I do worry about the conference season, but no one will say in March that we didn’t challenge ourselves.”



**21 • KYLE FOGG**

Guard

6-3 • 188 • Senior

Brea, Calif.

Brea Olinda H.S.



**Individual Honors**

**2008-09**

- Honorable mention Pac-10 all-Freshman team

**2010-11**

- Honorable mention Pac-10 all-Defensive team

**General:** Developing into a team leader ... Possesses excellent lateral quickness ... Continues to work himself into a better all-around performer, and focused on improvement at both ends of the court ... The Cats would benefit from a more consistent jumper, as he struggled from the field a year ago, but led the team in three-point FGs made (50) and assists (99), while ranking third in scoring (8.1 ppg), steals (30) and minutes played to go with a 1.8:1 assist:turnover ratio ... He ranked fourth on the club with 13 games in double figures, including two games with 20 or more points, and he led the Cats with seven games with five or more assists.

**Junior (2010-11):** An honorable mention Pac-10 all-Defensive team selection ... Earned the team's "Best Defender" award as determined by the coaching staff ... Led team with 99 assists and a 1.8:1 assist:turnover ratio ... Averaged 7.0 points and 2.3 assists per game in the NCAA Tournament ... Registered 11 points (4-of-8 FG), two assists and no turnovers vs. Connecticut on 3/26 in NCAA West Regional Final ... Collected eight points, a steal and assist vs. Duke on 3/24 ... Posted five points, three rebounds and four assists on 3/20 vs. Texas ... Slowed by a left quad strain and played just 10 minutes vs. Oregon State, 12 vs. USC and 17 vs. Washington at Pac-10 Tournament ... Knocked down 4-of-7 treys and 8-of-8 FTs en route to 20 points and three assists vs. Oregon on 3/5 ... Passed out six assists against only one turnover in 33 minutes vs. Oregon State on 3/3 ... Posted 10 points and three assists in a season-high 33 minutes at UCLA on 2/26 ... Equaled a season-high with two blocks vs. Washington on 2/19 ... Passed out a season high seven assists (against one turnover) on 2/17 vs. Washington State to go with nine points and five boards ... Hit a UA season-high six treys at Arizona State on 2/13 en route to his first 20-point game this season, equaling a career high with 26 points (7-of-13 FG) on 2/13 at Arizona State to go with three assists ... Collected seven points and two steals in triple OT win at California on 2/5 ... Hit 4-of-7 FGs and finished with 11 points on 2/3 at Stanford ... Hit 12-of-14 FTs and added five boards and two assists in a 14-point night vs. UCLA on 1/27 ... Passed out six assists with zero turnovers in 29 minutes at Washington State on 1/22 ... Reached double figures (11 pts.) for first time in seven games on 12/22 vs. Robert Morris ... Connected on 4-of-8 treys en route to a season-high 18 points on 11/27 vs. Kansas ... Played just 10 minutes vs. Santa Clara on 11/26, his fewest in 31 games ... Posted 12 points and five assists on 11/23 vs. Bethune-Cookman ... Tallied 11 points (6-of-6 FT), six assists and three steals vs. Northern Colorado on 11/21 ... Collected seven assists vs. New Mexico State on 11/18.

**Sophomore (2009-10):** Ended the season ranked fifth the Pac-10 in 3-point FG percentage (.417) ... Averaged 15.9 ppg during seven-game streak in double figures, Jan. 2-28 ... Tallied 10 points and three assists on 3/11 vs. UCLA in Pac-10 Tournament ... Knocked down three FTs with 0.2 seconds to go in regulation to force OT on 3/6 vs. USC en route to 18 points (11-of-15 FT) ... Hit a UA season-best 7-of-10 from behind the arc to finish with a career-high 26 points vs. UCLA on 3/4 that included 19 in the second half ... Grabbed a career-high

eight rebounds to go with nine points and four assists on 2/27 at Stanford ... Equaled a career high with eight assists on 2/11 vs. Oregon ... Launched a career-high 14 FG attempts on 1/28 vs. Stanford to finish with 15 points, five boards and a season-best three steals ... Connected on 5-of-10 FGs and 9-of-11 FTs en route to a game-high 21 points to go with four rebounds and four assists on 1/23 at Arizona State ... Hit a career-best 12-of-12 FTs en route to 19 points and three assists on 1/16 at Oregon ... Scored 19 of his career-high 25 points in the second half of win at UCLA on 1/2, while also totaling five boards and a career-best three blocks ... Hit 5-of-7 FGs, including 4-of-5 treys, to finish with a career-high 18 points to go with four boards and two assists on 12/21 vs. Lipscomb.

**Freshman (2008-09):** A late signee who turned out to be Arizona's most productive freshman ... Earned honorable mention Pac-10 all-freshman honors in voting done by the league's head coaches ... Posted seven games in double figures in his last 16 appearances, while shooting 46.1 percent (35-of-76) from the field ... Tallied three points, two boards and two assists vs. Louisville on 3/27 ... Registered new career highs of four steals and 37 minutes played vs. Cleveland State on 3/22 ... Tallied 12 points, four boards and three steals in NCAA Tournament win on 3/20 vs. Utah ... Posted nine points, five boards and a career-high eight assists vs. Stanford on 3/7 ... Posted 14 points, a career-high three steals and four boards on 2/22 at Arizona State ... Tallied a career-high five FGs en route to 13 points, a career-best five assists and zero turnovers in 34 minutes vs. USC on 2/12 ... Hit two key treys to open the second half on 2/7 at Oregon ... Tallied 15 points (4-of-8 FG) to go with a career-best two steals on 1/31 vs. Washington State ... Finished in double figures for the second straight game, finishing with a career-high 16 points vs. Washington on 1/29 without missing a shot (4-of-4 FG/7-of-7 FT) ... Knocked down a career-best 4-of-6 treys to equal his career high with 14 points on 1/24 vs. Houston ... Finished in double figures in back-to-back games for the first time in his career with 10 points and six boards on 12/29 vs. Weber State ... Poured in a career-high 14 points (6-of-8 FT) to go with five boards and two assists on 12/23 vs. Kansas ... His bucket with 26 second to go tied the game vs. UAB on 11/18 ... Hit all three FGs to go with two boards and a steal in 13 minutes vs. Florida Atlantic on 11/17 in his collegiate debut.

**High School:** Ranked as the No. 37 shooting guard by espn.com and the No. 40 shooting guard prospect by scout.com ... Prepped at Brea Olinda High School, where he earned a pair of letters ... Averaged 24.9 points, 8.6 rebounds, 4.4 assists and 2.3 steals per game as a senior ... A first-team all-Century League, second-team all-Orange County and a second-team all-CIF selection ... Had eight 30-point games in 2007-08 with a high of 36 ... Led the Wildcats to a 21-9 record for coach Bob Terry.

**Personal:** Born Jan. 27, 1990, in Anaheim, Calif. ... Full name is Kyle E. Fogg ... Son of Miriam Fogg ... A psychology major ... Sister, Marceia Cerasuolo, ran track at San Francisco State ... Hobbies include watching movies and hanging out.

**Kyle Fogg's Career Highs**

<b>Points</b>	26, twice, last, at Arizona State, 2/13/2011
<b>Rebounds</b>	8, at Stanford, 2/27/2010
<b>FG</b>	9, at UCLA, 1/2/2010
<b>FGA</b>	14, vs. Stanford, 1/28/2010
<b>3PT</b>	7, vs. UCLA, 3/4/2010
<b>3ATT</b>	10, vs. UCLA, 3/4/2010
<b>FT</b>	12, twice, last, vs. UCLA, 1/27/2011
<b>FTA</b>	15, vs. USC, 3/6/2010
<b>AST</b>	8, twice, last, vs. Oregon, 2/11/2010
<b>STL</b>	4, vs. Cleveland State, 3/22/2009
<b>BLK</b>	3, at UCLA, 1/2/2010
<b>MIN</b>	39, vs. USC, 3/6/2010





Kyle Fogg's Career Statistics

Table with 16 columns: Season, G-GS, Min, FG-FGA, Pct., 3FG, Pct., FT-FTA, Pct., ORDR, Tot-Avg, PF-D, Ast, TO, Blk, Stl, Pts-Avg. Rows include 2008-09, 2009-10, 2010-11, and Totals.

Kyle Fogg's Pac-10 Conference Statistics

Table with 16 columns: Season, G-GS, Min, FG-FGA, Pct., 3FG, Pct., FT-FTA, Pct., ORDR, Tot-Avg, PF-D, Ast, TO, Blk, Stl, Pts-Avg. Rows include 2008-09, 2009-10, 2010-11, and Totals.

Kyle Fogg's 2010-11 Game-by-Game Statistics

Table with 16 columns: Opponent, Date, Min, FG-A, FG-A, FT-A, O-D-T, PF, A, TO, B, S, Pts. Lists game-by-game stats for the 2010-11 season.

Kyle Fogg's 2008-09 Game-by-Game Statistics

Table with 16 columns: Opponent, Date, Min, FG-A, FG-A, FT-A, O-D-T, PF, A, TO, B, S, Pts. Lists game-by-game stats for the 2008-09 season.


Kyle Fogg's 2009-10 Game-by-Game Statistics

Table with 16 columns: Opponent, Date, Min, FG-A, FG-A, FT-A, O-D-T, PF, A, TO, B, S, Pts. Lists game-by-game stats for the 2009-10 season.

ARIZONA



**50 • ALEX JACOBSON**



Center

7-0 • 253 • Senior

Santa Ana, Calif.

Mater Dei H.S.

**General:** A much more fit and toned player from the one who entered UA four seasons ago ... His ability to play productive minutes will strengthen the Wildcat frontline ... Continues to progress as a player, though he needs to be more aggressive at both ends.

**Junior (2010-11):** Battled back spasms for much of the season, missing four games (Dec. 11-22) ... One of four Wildcats with NCAA Tournament experience entering the 2011 event ... Made a brief appearance vs. Texas on 3/20 in NCAA Tournament ... Logged one minute of play at UCLA on 2/26 ... Posted two minutes at USC on 2/24 ... Made a brief appearance vs. Washington on 2/19 ... Missed lone FG attempt on 2/17 vs. Washington State ... Saw four minutes of action on 2/13 at Arizona State ... Made a brief appearance in triple OT win at California on 2/5 ... Played three minutes at Stanford on 2/3 ... Posted two points and three boards in a season-high 15 minutes vs. USC on 1/29 ... Tallied an assist (third career) and an offensive rebound on 1/27 vs. UCLA ... Registered a bucket and a board on 12/5 vs. Oklahoma ... Collected a rebound in eight minutes at Rice on 12/1 ... Grabbed a rebound in six minutes vs. Santa Clara on 11/26 ... Played four minutes on 11/23 vs. Bethune-Cookman ... Tallied a FG and a board on 11/21 vs. Northern Colorado ... Grabbed two boards on 11/18 vs. New Mexico State ... Knocked down only FG attempt in season-opening win over Idaho State on 11/14.

**Sophomore (2009-10):** Missed five games due to back spasms (Dec. 31-Jan.14) ... Grabbed two boards in six minutes vs. UCLA on 3/11 in Pac-10 Tournament ... Collected three rebounds in 10 minutes vs. USC on 3/6 ... Tallied two points in eight minutes at California on 2/25 ... Grabbed a rebound in four minutes vs. Oregon State on 2/13 ... Hit one FG at Washington State on 2/6 ... Equaled a career high with five rebounds, including a block and steal, in 15 minutes at Washington on 2/4 ... Grabbed a season-high three rebounds on 12/28 vs. BYU ... Hit his first career trey vs. North Carolina State on 12/23 ... Knocked in all three FGs en route to a career-best six points on 12/21 vs. Lipscomb ... Hit a career-high 3-of-4 FTs on 12/12 vs. San Diego State ... Grabbed one rebound on 12/9 vs. Louisiana Tech ... Posted a bucket and a board in 11 minutes at Oklahoma on 12/6 ... Collected two points and a rebound in six minutes vs. Vanderbilt on 11/25.

**Redshirt Freshman (2008-09):** Garnered four minutes vs. Louisville on 3/27 ... Grabbed a rebound in four minutes vs. California on 3/5 ... Collected three rebounds in what was his second straight start on 1/24 vs. Houston ... Earned his second start of the season on 1/21 vs. Arizona State and hit 1-of-2 FTs in eight minutes ... Equaled a season-high with four points on 1/17 at USC ... Collected two points and two rebounds on 1/15 at UCLA ... Saw five minutes of action at California on 1/2 ... Made first career start vs. Weber State on 12/29 and responded with a career-best five boards and two blocks in 16 minutes ... Posted two points and four boards on

12/23 vs. Kansas ... Grabbed three boards in five minutes at UNLV on 12/20 ... Collected an assist and a rebound in 14 minutes vs. Gonzaga on 12/14 ... Posted four points, including a nice tip-dunk, two rebounds and his first career assist in 14 minutes at Texas A&M on 12/5 ... Tallied four points and two boards in 10 minutes vs. Loyola Marymount on 12/2 ... Collected three points, one rebound and a block on 11/24 vs. Mississippi Valley State ... Played five first-half minutes in his collegiate debut on 11/17 vs. Florida Atlantic, his first game action since March 2007.

**Freshman (2007-08):** Sat out the season as a redshirt ... Worked hard throughout season to transform his body by adding strength and improving lateral quickness.

**High School:** Ranked as the No. 23 center in the nation by scout.com ... Touted a big body with great hands and touch around the basket ... Signed with Arizona during the November Early Signing Period ... Tallest player to enter the program since Loren Woods (1999-2001) ... Prepped at Mater Dei High School for coach Gary McKnight, where he earned four varsity letters ... Led his team to the 2007 California Division II state championship over Archbishop Mitty ... Helped his team to the 2006 CIF Southern Section Division II championship, where he averaged 13.0 points, 9.0 rebounds and 3.0 blocks per game ... A two-time all-county and all-state performer.

**Personal:** Born June 22, 1988, in Edina, Minn. ... Son of Linda and "Jake" Jacobson ... Has one older sister, Andrea, who played basketball at Vanguard University in Costa Mesa, Calif., from 2003-07 ... An interdisciplinary studies major ... Career objective is to be an engineer ... Hobbies include video games, fishing and boating.

Alex Jacobson's Career Highs	
Points	6, vs. Lipscomb, 12/21/2009
Rebounds	5, twice, last, at Washington, 2/4/2010
FG	3, vs. Lipscomb, 12/21/2009
FGA	4, twice, last, vs. Weber State, 12/29/2008
3PT	1, vs. North Carolina State, 12/23/2009
3ATT	1, vs. North Carolina State, 12/23/2009
FT	3, at San Diego State, 12/12/2009
FTA	4, at San Diego State, 12/12/2009
AST	1, three times, last, vs. UCLA, 1/27/2011
STL	1, at Washington, 2/4/2010
BLK	2, vs. Weber State, 12/29/2008
MIN	16, vs. Weber State, 12/29/2008





Alex Jacobson's Career Statistics

Table with 16 columns: Season, G-GS, Min, FG-FGA, Pct., 3FG, Pct., FT-FTA, Pct., ORDR, Tot-Avg, PF-D, Ast, TO, Blk, Stl, Pts-Avg. Rows include 2007-08 (Redshirted), 2008-09, 2009-10, 2010-11, and Totals.

Alex Jacobson's Pac-10 Conference Statistics

Table with 16 columns: Season, G-GS, Min, FG-FGA, Pct., 3FG, Pct., FT-FTA, Pct., ORDR, Tot-Avg, PF-D, Ast, TO, Blk, Stl, Pts-Avg. Rows include 2007-08 (Redshirted), 2008-09, 2009-10, 2010-11, and Totals.

Alex Jacobson's 2010-11 Game-by-Game Statistics

Table with 16 columns: Opponent, Date, Min, FG-A, FG-A, FT-A, O-D-T, PF, A, TO, B, S, Pts. Lists game-by-game performance for the 2010-11 season.

Alex Jacobson's 2009-10 Game-by-Game Statistics

Table with 16 columns: Opponent, Date, Min, FG-A, FG-A, FT-A, O-D-T, PF, A, TO, B, S, Pts. Lists game-by-game performance for the 2009-10 season.

Alex Jacobson's 2008-09 Game-by-Game Statistics

Table with 16 columns: Opponent, Date, Min, FG-A, FG-A, FT-A, O-D-T, PF, A, TO, B, S, Pts. Lists game-by-game performance for the 2008-09 season.

ARIZONA



**24 • BRENDON LAVENDER**

Guard

6-5 • 212 • Senior

Mesa, Ariz.

Mountain View H.S.



**General:** A valuable reserve ... An unselfish player with a nice all-around game ... Excellent range on his jump shot ... Working on improving his ball handling ... Confidence is key in his approach to the game, and he needs to play with more of it ... Coach Miller called Lavender the team's best outside shooter.

**Junior (2010-11):** Seventy-seven of 113 FG attempts (68 percent) came from behind the arc ... Averaged 2.5 points and 1.0 assists per game in the NCAA Tournament ... Garnered an assist and steal vs. Connecticut in NCAA West Regional Final on 3/26 ... Collected a bucket, board, assist and steal on 3/24 vs. Duke ... Made a huge contribution in just seven minutes vs. Texas on 3/20 with eight points, a rebound and an assist ... Had four points in seven minutes vs. USC on 3/11 ... Hit a trey and added an assist on 3/5 vs. Oregon ... Posted a board and an assist on 2/26 at UCLA ... Hit two FTs on 2/19 vs. Washington ... Grabbed two boards and passed out an assist on 2/13 at Arizona State ... Tallied seven points, including a career-high four FTs, and three assists in triple OT win at California on 2/5 ... Six points at Stanford on 2/3 equaled his Pac-10 scoring high ... Totaled two points and a rebound on 1/29 vs. USC ... Collected a pair of assists and a steal vs. UCLA on 1/27 ... Recorded six points and a career-high two assists on 1/22 at Washington State ... Tallied five points, two boards and an assist on 1/20 at Washington ... Collected six points and two boards on 1/15 vs. Arizona State ... Hit a career-best 3-of-4 FTs en route to six points vs. Stanford on 1/9 ... Had three boards and two assists on 1/2 at Oregon State ... Collected a rebound, assist and block on 12/30 at Oregon ... Hit three treys and equaled a career high with three assists on 12/22 vs. Robert Morris ... Knocked down a trey at N.C. State on 12/19 ... Hit treys on back-to-back possessions to give UA the lead, then capped game with a steal and score on 12/16 vs. Northern Arizona ... Played a season-high 20 minutes on 12/11 vs. BYU ... Collected five points and a steal on 12/5 vs. Oklahoma ... Registered four points and a board on 12/1 at Rice ... Equaled a career high with four rebounds vs. Kansas on 11/27 ... Totaled six points and an assist on 11/26 vs. Santa Clara ... Collected seven points an assist and steal on 11/23 vs. Bethune-Cookman ... Tallied seven points and two boards on 11/21 vs. Northern Colorado ... Registered eight points and a career-high three assists on 11/18 vs. New Mexico State ... Played just 11 minutes vs. Idaho State on 11/14, but connected on 4-of-5 shots from three-point range and equaled a career high with two assists.

**Sophomore (2009-10):** Connected on 21-of-66 (.318) from the field in his 24 appearances since notching a career-high 16 points on Nov. 24 ... Equaled a career high with two assists on 3/4 vs. UCLA ... Grabbed a career-high four boards on 2/27 at Stanford ... Hit 5-of-6 FGs en route to 14 points on 2/25 at California ... Hit all four FGs – three treys – to finish with 11 points on 2/4 at Washington, his first double-figure effort since Nov. 24 (15 appearances) ... Hit his first FG (a trey) in eight

games on 1/2 at UCLA ... Missed FG attempt in three minutes at USC on 12/31 ... Collected his first career block on 12/28 vs. BYU ... Played 18 minutes vs. Lipscomb on 12/21 ... DNP in two games (Dec. 9-12) due to a deep right thigh bruise ... Collected five points and a pair of assists on 12/2 vs. UNLV ... Grabbed a career-high four rebounds to go with two assists on 11/25 vs. Vanderbilt ... His shooting touch appeared on 11/24 vs. Colorado, as he knocked down 6-of-9 FGs (3-of-6 3pt.) en route to a career-high 16 points in 36 minutes vs. Colorado ... His two assists and a steal vs. Rice on 11/19 equaled career bests ... Set new career highs for points (8), minutes played (28), FGs (3-7) and 3FGs (2-5) on 11/15 vs. Northern Arizona ... Changed his number to 24 from 14 in 2008-09.

**Freshman (2008-09):** Ninety-two of his 132 minutes played came in his last 21 appearances ... Hit 1-of-2 FTs and added an assist on 3/27 vs. Louisville ... Collected a steal and an assist in eight minutes vs. Utah on 3/20 in NCAA Tournament debut ... Posted four points, a steal and no turnovers in 12 minutes at Washington on 2/28 ... Grabbed a rebound in two minutes vs. Oregon State on 1/10 ... Hit 1-of-2 FTs to go with an assist and a steal on 1/8 vs. Oregon ... Tallied a deuce in nine minutes at Stanford on 1/4 ... Garnered 15 minutes vs. Loyola Marymount on 12/2 and responded with five points and two assists ... Posted four points, two boards and two steals on 11/24 vs. Mississippi Valley State.

**High School:** Ranked as the No. 25 shooting guard in the nation by espn.com ... Signed with Arizona during the November Early Signing Period ... Prepped at Mountain View High School for coach Gary Ernst ... Won two class 5A state titles during his high school career ... Led team to a 21-10 record as a senior where he averaged 22.5 points, 3.9 rebounds, 5.9 assists and 1.5 steals per game ... Eighty of his 128 FGs as a senior were from behind the arc ... Averaged 11.4 points, 3.0 rebounds, 5.0 assists per game as a junior, while shooting 47 percent from three-point range ... A first team all-state selection by the *Arizona Republic* ... Lavender was named first team 2007 Best in the West by the *Long Beach Press-Telegram* ... Averaged 11.4 points, 3.0 rebounds, 5.0 assists per game as a junior, while shooting 47 percent from three-point range ... Scored 17 points in the Arizona Basketball Coaches Association Class 4A-5A All-Star game ... Carried a 3.4 GPA in high school.

**Personal:** Born Jan. 25, 1990, in Phoenix, Ariz. ... Full name is Brendon Timothy Lavender ... Son of Michelle Lavender and Timothy Caliver ... A sociology major ... Hobbies include drawing, music, movies and hanging out.

**Brendon Lavender's Career Highs**

<b>Points</b>	16, vs. Colorado, 11/24/2009
<b>Rebounds</b>	4, four times, last, vs. Kansas, 11/27/2010
<b>FG</b>	6, vs. Colorado, 11/24/2009
<b>FGA</b>	9, vs. Colorado, 11/24/2009
<b>3PT</b>	4, twice, last, vs. Idaho State, 11/14/2010
<b>3ATT</b>	6, vs. Colorado, 11/24/2009
<b>FT</b>	4, at California, 2/5/2011
<b>FTA</b>	4, twice, last, at California, 2/5/2011
<b>AST</b>	3, three times, last, at California, 2/5/2011
<b>STL</b>	2, twice, last, at Washington State, 1/22/2011
<b>BLK</b>	1, four times, last, at Oregon, 12/30/2010
<b>MIN</b>	37, vs. UNLV, 12/2/2009

ARIZONA





Brendon Lavender's Career Statistics

Table with 16 columns: Season, G-GS, Min, FG-FGA, Pct., 3FG, Pct., FT-FTA, Pct., ORDR, Tot-Avg, PF-D, Ast, TO, Blk, Stl, Pts-Avg. Rows include 2008-09, 2009-10, 2010-11, and Totals.

Brendon Lavender's Pac-10 Conference Statistics

Table with 16 columns: Season, G-GS, Min, FG-FGA, Pct., 3FG, Pct., FT-FTA, Pct., ORDR, Tot-Avg, PF-D, Ast, TO, Blk, Stl, Pts-Avg. Rows include 2008-09, 2009-10, 2010-11, and Totals.

Brendon Lavender's 2010-11 Game-by-Game Statistics

Table with 16 columns: Opponent, Date, Min, FG-A, FG-A, FT-A, O-D-T, PF, A, TO, B, S, Pts. Lists game-by-game performance for the 2010-11 season.

Brendon Lavender's 2008-09 Game-by-Game Statistics

Table with 16 columns: Opponent, Date, Min, FG-A, FG-A, FT-A, O-D-T, PF, A, TO, B, S, Pts. Lists game-by-game performance for the 2008-09 season.

Brendon Lavender's 2009-10 Game-by-Game Statistics

Table with 16 columns: Opponent, Date, Min, FG-A, FG-A, FT-A, O-D-T, PF, A, TO, B, S, Pts. Lists game-by-game performance for the 2009-10 season.

ARIZONA




**33 • JESSE PERRY**

Forward

6-7 • 217 • Senior

St. Louis, Mo.

John A. Logan (Ill.) C.C.



**Individual Honors**

**2010-11**

- 2011 NCAA West Regional All-Tournament team

**General:** UA's most pleasant surprise in 2010-11 ... Displayed a great deal of grittiness during Arizona's postseason run ... A skilled rebounder at both ends of the court, Perry's versatility allows him to score both inside and out ... He is the first junior college player to enter the program on scholarship since Lamont Frazier in 1999-2000.

**Junior (2010-11):** Cats were 19-6 with Perry as a starter ... Named to the 2011 NCAA West Regional all-tournament team ... Averaged 5.8 points and 5.0 rebounds and 1.5 assists per game in the NCAA Tournament ... Drained a career-high seven FGs (on nine atts.) to finish with 14 points and seven boards vs. Connecticut on 3/26 in NCAA West Regional Final ... Tallied five points, six boards, three assists and a block vs. Duke on 3/24 ... Equaled a season high with two steals vs. Texas on 3/20 to go with four points and three rebounds ... Grabbed four boards, an assist, steal and block in NCAA Tournament vs. Memphis on 3/18 ... Finished in double figures (11 pts.) for eighth time this season vs. USC on 3/11 ... Registered 12 points, six rebounds and a season-high two blocks on 2/24 at USC ... Posted 11 points, six boards and two assists on 2/19 vs. Washington ... Collected eight points (4-of-6 FG), four boards and a block on 2/17 vs. Washington State ... Posted 10 points (all in second half), seven boards and a career-high three assists on 2/13 at Arizona State ... Recorded 12 points (career-high nine FGA), five boards and a block on 2/3 at Stanford ... Posted seven points, equaled a career best with two assists and added a block on 1/27 vs. UCLA ... Registered eight points, six boards and a block on 1/20 at Washington ... Hit 6-of-9 FGs en route to 13 points and three rebounds vs. Arizona State on 1/15 ... Scored nine points to go with season-high totals of eight boards, two assists and two steals on 12/30 at Oregon ... Made his first career start on 12/22 vs. Robert Morris and responded with a career-high 16 points and four rebounds ... Posted his first double-figure scoring game (10 points) to go with a team-high six boards in 20 minutes at N.C. State on 12/19 ... Hit 7-of-8 FTs and grabbed six rebounds on 11/21 vs. Northern Colorado ... Finished with eight points (6-of-8 FT), five rebounds and two steals on 11/14 vs. Idaho State.

**John A. Logan Community College (2008-10):** A first-team All-American by the National Junior College Athletic Association, Perry was the Player of the Year in the Great Rivers Athletic Conference in 2009-10 ... Averaged 17.0 points and 10.0 rebounds per game at John A. Logan Community College in Cartersville, Ill., while shooting 40 percent from three-point range ... Helped the Volunteers to a 24-7 record and a conference title for coach Mark Imhoff ... Tallied 31

points and 17 rebounds in a win over Olney Central and followed that up with 28 points and 13 boards against Wabash Valley College ... Team posted a 45-17 record (.726) in his two seasons.

**High School:** Earned four letters at Gateway Tech High School in St. Louis, leading the Jaguars to a conference championship and a berth in the quarterfinals of the Class 5 state tournament as a senior in 2007-08 ... Was a McDonald's All-America nominee.

**Personal:** Born Nov. 1, 1989, in St. Louis, Mo. ... Full name is Jesse Lee Perry ... Son of Jesse Perry, Sr. and Belinda McKinney ... A sociology major ... Cousin, Lorenzo Green, lettered at Illinois State (2004-05) and now plays professionally in Turkey.

**Jesse Perry's 2010-11 Game-by-Game Statistics**

Opponent	Date	Min	TOTAL 3-PT			REB.			PF	A	TO	B	S	Pts
			FG-A	FG-A	FT-A	O-D-T	O-D-T							
IDAHO STATE	11/14/10	15	1-1	0-0	6-8	1-4-5	0	1	2	0	2	8		
NEW MEXICO STATE	11/18/10	11	2-4	0-0	1-2	2-1-3	0	0	2	0	0	5		
NORTHERN COLORADO	11/21/10	18	0-3	0-2	7-8	2-4-6	4	0	1	0	0	7		
BETHUNE-COOKMAN	11/23/10	15	2-5	0-1	0-0	1-5-6	0	0	0	1	0	4		
vs. Santa Clara	11/26/10	15	1-3	1-3	1-2	1-3-4	1	0	3	0	0	4		
vs. Kansas	11/27/10	7	0-0	0-0	0-0	0-0-0	2	0	0	0	0	0		
at Rice	12/01/10	14	2-3	0-0	0-0	1-2-3	1	1	0	0	0	4		
OKLAHOMA	12/5/10	17	4-5	0-1	1-3	3-2-5	0	1	0	0	0	9		
CAL STATE FULLERTON	12/8/10	14	0-2	0-0	0-0	2-4-6	1	0	1	0	0	0		
vs. Brigham Young	12/11/10	15	1-7	0-1	6-6	4-1-5	0	0	0	0	0	8		
NORTHERN ARIZONA	12/16/10	13	0-3	0-0	0-0	1-0-1	1	1	3	1	0	0		
at North Carolina State	12/19/10	20	4-7	0-1	2-3	3-3-6	1	0	1	0	0	10		
ROBERT MORRIS	12/22/10	19	6-8	0-1	4-8	1-3-4	2	0	0	0	1	16		
at Oregon	12/30/10	24	3-6	0-0	3-4	3-5-8	2	2	1	2	0	9		
at Oregon State	1/2/11	24	2-3	0-0	1-4	0-2-2	1	0	1	2	0	5		
CALIFORNIA	1/6/11	11	1-6	0-1	0-0	1-2-3	2	0	0	0	0	2		
STANFORD	1/9/11	8	0-2	0-0	0-0	1-0-1	1	0	2	0	0	0		
ARIZONA STATE	1/15/11	21	6-9	0-0	1-4	2-1-3	0	1	1	0	0	13		
at Washington	1/20/11	24	2-5	0-0	4-4	1-5-6	1	0	1	1	0	8		
at Washington State	1/22/11	23	3-5	1-1	0-0	3-4-7	2	0	5	0	1	7		
UCLA	1/27/11	23	2-6	0-0	3-4	1-2-3	3	2	2	1	0	7		
USC	1/29/11	21	3-4	2-2	0-0	1-6-7	1	1	0	0	0	8		
at Stanford	2/3/11	29	5-9	1-1	1-1	1-4-5	2	0	0	1	0	12		
at California	2/5/11	23	2-5	0-1	0-0	0-3-3	5	0	2	0	0	4		
at Arizona State	2/13/11	26	4-11	1-2	1-1	3-4-7	2	3	1	1	1	10		
WASHINGTON STATE	2/17/11	24	4-6	0-1	0-0	0-4-4	1	1	1	1	0	8		
WASHINGTON	2/19/11	27	4-7	1-1	2-3	2-4-6	0	2	1	0	0	11		
at USC	2/24/11	18	3-6	0-1	6-8	2-4-6	1	0	1	2	0	12		
at UCLA	2/26/11	19	0-5	0-1	3-4	2-0-2	3	1	2	0	0	3		
OREGON STATE	3/3/11	27	2-3	0-0	3-4	2-1-3	1	2	1	0	0	7		
OREGON	3/5/11	13	1-3	0-0	0-0	0-5-5	0	0	2	0	0	2		
vs. Oregon State	3/10/11	25	3-4	0-0	1-2	0-4-4	1	1	0	0	0	7		
vs. USC	3/11/11	24	4-7	0-0	3-4	2-2-4	2	0	0	0	0	11		
vs. Washington	3/12/11	21	2-4	0-0	2-2	1-5-6	2	1	0	0	0	6		
vs. Memphis	3/18/11	21	0-4	0-1	0-0	1-3-4	1	1	2	1	1	0		
vs. Texas	3/20/11	24	2-5	0-1	0-0	0-3-3	1	1	1	1	2	4		
vs. Duke	3/24/11	22	2-6	0-1	1-2	3-3-6	1	3	0	1	0	5		
vs. Connecticut	3/26/11	26	7-9	0-1	0-0	2-5-7	0	1	0	0	1	14		

**Jesse Perry's Career Highs**

- Points** ..... 16, vs. Robert Morris, 12/22/2010
- Rebounds** ..... 8, at Oregon, 12/30/2010
- FG** ..... 7, vs. Connecticut, 3/26/2011
- FGA** ..... 11, at Arizona State, 2/13/2011
- 3PT** ..... 2, vs. USC, 1/29/2011
- 3ATT** ..... 3, vs. Santa Clara, 11/26/2010
- FT** ..... 7, vs. Northern Colorado, 11/21/2010
- FTA** ..... 8, four times, last, at USC, 2/24/2011
- AST** ..... 3, twice, last, vs. Duke, 3/24/2011
- STL** ..... 2, twice, last, vs. Texas, 3/20/2011
- BLK** ..... 2, three times, last, at USC, 2/24/2011
- MIN** ..... 29, at Stanford, 2/3/2011

**Jesse Perry's Career Statistics**

Season	G-GS	Min	FG-FGA	Pct.	3FG	Pct.	FT-FTA	Pct.	OR/DR	Tot-Avg	PF-D	Ast	TO	Blk	Stl	Pts-Avg
2010-11	38-25	741	90-191	.471	7-25	.280	63-91	.692	56/113	169-4.4	49-1	27	40	16	9	250-6.6
<b>Totals</b>	<b>38-25</b>	<b>741</b>	<b>90-191</b>	<b>.471</b>	<b>7-25</b>	<b>.280</b>	<b>63-91</b>	<b>.692</b>	<b>56/113</b>	<b>169-4.4</b>	<b>49-1</b>	<b>27</b>	<b>40</b>	<b>16</b>	<b>9</b>	<b>250-6.6</b>

**Jesse Perry's Pac-10 Conference Statistics**

Season	G-GS	Min	FG-FGA	Pct.	3FG	Pct.	FT-FTA	Pct.	OR/DR	Tot-Avg	PF-D	Ast	TO	Blk	Stl	Pts-Avg
2010-11	18-17	385	47-101	.465	6-12	.500	28-41	.683	25/56	81-4.5	28-1	15	24	11	2	128-7.1
<b>Totals</b>	<b>18-17</b>	<b>385</b>	<b>47-101</b>	<b>.465</b>	<b>6-12</b>	<b>.500</b>	<b>28-41</b>	<b>.683</b>	<b>25/56</b>	<b>81-4.5</b>	<b>28-1</b>	<b>15</b>	<b>24</b>	<b>11</b>	<b>2</b>	<b>128-7.1</b>

ARIZONA





O • DONDRE WISE

Guard

6-1 • 220 • Senior

Houston, Texas

Pima (Ariz.) C.C.



Dondre Wise's 2010-11 Game-by-Game Statistics

Table with columns: Opponent, Date, Min, FG-A, FG-A, FT-A, O-D-T, PF, A, TO, B, S, Pts. Rows include Idaho State, New Mexico State, Northern Colorado, at Rice, Oklahoma, Robert Morris, and at Oregon.

Dondre Wise's 2009-10 Game-by-Game Statistics

Table with columns: Opponent, Date, Min, FG-A, FG-A, FT-A, O-D-T, PF, A, TO, B, S, Pts. Rows include Rice, at Oklahoma, Louisiana Tech, and at San Diego State.

General: An experienced guard who joined program after playing one season (2007-08) at Pima C.C. ... Practices very hard.

Junior (2010-11): Earned the team's "Best Teammate" award as determined by the coaching staff ... Played two minutes vs. Robert Morris on 12/22 ... Tallied an assist and a rebound vs. Oklahoma on 12/5 ... Scored his first two collegiate points (2-of-2 FT), while adding a rebound and an assist in a hometown game at Rice on 12/1 ... Collected an assist in five minutes vs. Northern Colorado on 11/21 ... Posted career highs in minutes played (6) and assists (2) vs. Idaho State on 11/14.

Sophomore (2009-10): Changed his number to 0 from 20 in the summer of 2010 ... Saw action in four games ... Garnered one minute each vs. Louisiana Tech and San Diego State ... Collected a steal in five minutes at Oklahoma on 12/6 ... Garnered one minute of action on 11/19 vs. Rice.

Pima Community College (2007-08): Averaged 28 minutes per game as a freshman in 2007-08, to go with per game averages of 10.7 points, 3.2 assists and 1.2 steals in 30 appearances (17 starts) ... Led the Aztecs in scoring five times that season, including a career-high 29 points – to go with seven steals – on Dec. 8 vs. Glendale C.C. ... Shot 49.3 percent (112-of-227) from the floor.

High School: A three-year letterwinner at Kingwood High School for coach Royce Huseman ... Garnered all-22-5A District honors as a senior ... During his three years with the Kingwood varsity, Dondre was part of a program that won a state title (2005) and finished as the runner-up twice (2006, 2007) ... In two seasons of playing with his brother, Nic, KHS posted a 73-10 (.880) record.

Personal: Born April 29, 1989, in Houston, Texas ... Full name is Dondre Gianni Wise ... Son of Greg and LaVerie Wise ... Father is in realty and investments, mother is an assistant principal ... Father played basketball at Houston Baptist University (1976-80) ... His older brother, Nic, was an Arizona letterman from 2006-10, now playing professionally in France ... A sociology major ... Enjoys video games, television and shopping.

Dondre Wise's Career Highs

- Points ..... 2, at Rice, 12/1/2010
Rebounds ..... 1, twice, last, vs. Oklahoma, 12/5/2010
FG ..... 0
FGA ..... 0
3PT ..... 0
3ATT ..... 0
FT ..... 2, at Rice, 12/1/2010
FTA ..... 2, at Rice, 12/1/2010
AST ..... 2, vs. Idaho State, 11/14/2010
STL ..... 1, at Oklahoma, 12/6/2009
BLK ..... 0
MIN ..... 6, vs. Idaho State, 11/14/2010

Dondre Wise's Career Statistics

Table with columns: Season, G-GS, Min, FG-FGA, Pct., 3FG, Pct., FT-FTA, Pct., OR/DR, Tot-Avg, PF-D, Ast, TO, Blk, Stl, Pts-Avg. Rows include 2009-10, 2010-11, and Totals.

Dondre Wise's Pac-10 Conference Statistics

Table with columns: Season, G-GS, Min, FG-FGA, Pct., 3FG, Pct., FT-FTA, Pct., OR/DR, Tot-Avg, PF-D, Ast, TO, Blk, Stl, Pts-Avg. Rows include 2009-10, 2010-11, and Totals.

ARIZONA



**44 • SOLOMON HILL**

Forward

6-6 • 226 • Junior

Los Angeles, Calif.

Fairfax H.S.



**Individual Honors**

**2010-11**

- iBN Sports Las Vegas Invitational all-tournament team

**General:** A starter in all 38 games as a sophomore ... Possesses excellent size and the ability to beat defenders off the dribble ... Has great court vision and passing ability, and will turn himself into a force at both ends with improved perimeter shooting and rebounding ... Ranked second on the team in steals in 2010-11 (32) ... Posted 14 games in double figures as a sophomore, nearly double his output as a freshman (8).

**Sophomore (2010-11):** One of three Cats to start every game (Williams/Jones) ... Averaged 9.5 points and 7.0 rebounds in the NCAA Tournament ... Coach Miller called Hill UA's most improved player since 2009-10 ... Named to iBN Sports Las Vegas Invitational all-tournament team after averaging 11.0 points, 4.8 rebounds and 2.8 assists in event's four games (11/21-27) ... Collected 10 rebounds (six offensive) and four assists vs. Connecticut on 3/26 in NCAA West Regional Final ... Registered 13 points (5-of-8 FG) and five boards vs. Duke on 3/24 ... Notched career-best totals of seven FGs and 12 FGA en route to 16 points, eight boards and two assists vs. Texas on 3/20 ... Tallied seven points, five boards and three steals vs. Memphis in NCAA Tournament on 3/18 ... Totaled 12 points, three boards and an assist on 3/12 vs. Washington ... Grabbed a career-high 11 rebounds (first in double figures) to go with nine points and two assists at Pac-10 Tournament vs. Oregon State on 3/10 ... Equaled a career high with six FGs to finish with 14 points and four boards on 3/5 vs. Oregon ... Posted his fifth game in double figures in Pac-10 play with 10 points on 3/3 vs. Oregon State ... Tallied eight points, seven boards and three assists on 2/19 vs. Washington, including the decisive bucket with 22 ticks to go ... Finished in double figures for the first time in seven games on 2/17 vs. Washington State after totaling 12 points on 5-of-9 shooting ... Grabbed six rebounds and passed out two assists in triple OT win at California on 2/5 ... Had 12 points at Washington on 1/20 ... Hit 7-of-8 FTs to finish with 11 points and four boards on 1/15 vs. Arizona State ... Tallied nine points and seven rebounds on 1/9 vs. Stanford ... Posted 11 points and three rebounds at Oregon on 12/30 ... Notched a career-high four steals on 12/19 at N.C. State to go with seven points and five rebounds ... Hit a big trey with 1:51 to go on 12/16 vs. Northern Arizona that gave UA a late two-point lead ... Tallied nine points, four boards, two assists and zero turnovers vs. Cal State Fullerton on 12/8 ... Scored all 10 of his points in the second half vs. Oklahoma on 12/5 ... Finished with nine points, five boards and four assists vs. Kansas on 11/27 ... Posted his first career 20-point game on the strength of 10-of-12 FTs in 27 minutes vs. Santa Clara on 11/26 ... Collected 11 points, four assists and three steals on 11/21 vs. Northern Colorado ... Posted 10 points, five boards and three assists on 11/18 vs. New Mexico State ... Equaled a career high with eight boards to go with 10 points (4-of-7 FG) on 11/14 vs. Idaho State.

**Freshman (2009-10):** Had 147 points in his last 26 games (5.7 ppg) after totaling 60 in his first five, including double figures in his first two ... Collected eight points, seven rebounds and two steals on 3/11 vs. UCLA in Pac-10 Tournament ... Finished with 12 points (four in OTs) on 3/6 vs. USC, his first double-figure effort in eight games ... Tallied four points to go with season-high totals of three steals and one block vs. UCLA on 3/4 ... Hit 4-of-6 FGs to go with seven boards on 2/27 at Stanford ... Moved back into the starting lineup for the first time since Jan. 14 and responded with five points, four assists and a block on 2/25 at California ... Posted 12 points – his first double-figure effort since Dec. 28 – to go with seven rebounds and three assists at Washington on 2/4 ... Grabbed a UA season-high five offensive rebounds vs. Stanford on 1/28 ... His tip-in with 13 seconds to go tied the Washington State game on 1/8 ... Posted six points, five assists, three assists and a pair of steals on 1/2 at UCLA ... Collected his first career trey and block to go with 13 points on 12/28 vs. BYU ... Hit 4-of-7 FGs to finish with 11 points and two steals on 12/23 vs. North Carolina State ... Collected a season-high five assists to go with seven boards on 12/21 vs. Lipscomb ... Hit 6-of-8 FGs en route to 14 points and six boards on 12/9 vs. Louisiana Tech ... Held scoreless for the first time in his career (0-5 FG), but grabbed seven boards on 12/2 vs. UNLV ... Finished in double-figures in his first two college games ... Hit 9-of-9 FTs to finish with a team-high 17 points vs. Vanderbilt on 11/25 ... Hit 6-of-11 FG en route to 12 points and two assists on 11/19 vs. Rice ... Equaled the ninth-highest freshman debut in UA history with 17 points to go with eight boards and two assists on 11/15 vs. Northern Arizona.

**High School:** Hill was tabbed a four-star recruit by espn.com with a grade of 92 ... Averaged 10.7 points and 8.7 rebounds per game as a junior and competed in the LeBron James Skills Academy in 2008 ... A two-time Los Angeles all-City selection and a third-team all-state pick in 2009 ... Follows other notable Los Angeles City Section to play for Arizona: Anthony Cook, 1985-89; Chris Mills, 1990-93; Gilbert Arenas, 1999-2001; and Hassan Adams, 2002-06 ... Ranked as the No. 28 overall prospect in the country and the No. 3 small forward by rivals.com ... Averaged 16.2 points, 11.7 rebounds and 5.1 assists per game as a senior ... His Fairfax team, coached by Harvey Kitani, finished the season ranked 24th nationally and fourth in California.

**Personal:** Born March 18, 1991, in Harvey, Ill. ... Full name is Solomon Jamar Hill ... Son of Solomon Crawford and Laverne Hill ... A history major ... Lists hobby as computer games.

**Solomon Hill's Career Highs**

<b>Points</b>	..... 20, vs. Santa Clara, 11/26/2010
<b>Rebounds</b>	..... 11, vs. Oregon State, 3/10/2011
<b>FG</b>	..... 7, vs. Texas, 3/20/2011
<b>FGA</b>	..... 12, vs. Texas, 3/20/2011
<b>3PT</b>	..... 2, four times, last, vs. Wash. State, 2/17/2011
<b>3ATT</b>	..... 3, six times, last, vs. Oregon State, 3/10/2011
<b>FT</b>	..... 10, vs. Santa Clara, 11/26/2010
<b>FTA</b>	..... 12, vs. Santa Clara, 11/26/2010
<b>AST</b>	..... 5, vs. Lipscomb, 12/21/2009
<b>STL</b>	..... 4, at North Carolina State, 12/19/2010
<b>BLK</b>	..... 1, 11 times, vs. Duke, 3/24/2011
<b>MIN</b>	..... 43, vs. USC, 3/6/2010

ARIZONA



Solomon Hill's Career Statistics

Table with 16 columns: Season, G-GS, Min, FG-FGA, Pct., 3FG, Pct., FT-FTA, Pct., ORDR, Tot-Avg, PF-D, Ast, TO, Blk, Stl, Pts-Avg. Rows include 2009-10, 2010-11, and Totals.

Solomon Hill's Pac-10 Conference Statistics

Table with 16 columns: Season, G-GS, Min, FG-FGA, Pct., 3FG, Pct., FT-FTA, Pct., ORDR, Tot-Avg, PF-D, Ast, TO, Blk, Stl, Pts-Avg. Rows include 2009-10, 2010-11, and Totals.

Solomon Hill's 2010-11 Game-by-Game Statistics

Table with 16 columns: Opponent, Date, Min, FG-A, FG-A, FT-A, O-D-T, PF, A, TO, B, S, Pts. Lists game-by-game stats for the 2010-11 season.

Solomon Hill's 2009-10 Game-by-Game Statistics


Table with 16 columns: Opponent, Date, Min, FG-A, FG-A, FT-A, O-D-T, PF, A, TO, B, S, Pts. Lists game-by-game stats for the 2009-10 season.

ARIZONA





**14 • KYRYL NATYAZHKO**



Center

6-11 • 275 • Junior  
Dnipropetrovsk, Ukraine  
IMG Academy (Fla.)

**General:** Anchors the Wildcat frontline and is a solid face-up shooter ... Great hands and mobility for someone of his build ... Needs to boost his strength and to continue to refine his low post fundamentals ... Elevated his physicality during UA's NCAA Tournament run ... Speaks four languages (Ukrainian, Russian, Lithuanian, English) ... Name is pronounced KAH-rill Naht-YAHZ-ko ... Decided to change his uniform number from 1 to 14 in the summer of 2011.

**Sophomore (2010-11):** Saw action in all 38 games ... Grabbed a rebound in 12 minutes vs. Connecticut on 3/26 in NCAA West Regional Final ... Garnered six minutes of playing time vs. Duke on 3/24 ... Played 16 quality minutes vs. the Texas frontline on 3/20 and managed an offensive board ... Passed out an assist in three minutes vs. Memphis in NCAA Tournament on 3/18 ... Played five minutes vs. Washington on 3/12 ... Posted two boards and a block on 3/11 vs. USC ... Collected two offensive rebounds on 3/10 vs. Oregon State at Pac-10 Tournament ... Posted six points, four boards and an assist on 3/5 vs. Oregon, his highest point total in 17 games and his highest rebound total in 18 ... Grabbed three boards and blocked a shot on 3/3 vs. Oregon State ... Totaled two points, three rebounds and an assist in what Coach Miller called "his best game at Arizona" on 2/26 at UCLA ... Grabbed one board on 2/24 at USC ... Collected a tip-in vs. Washington on 2/19 ... Played three minutes vs. Washington State ... Tallied two points in four minutes at Arizona State on 2/13 ... Hit only FG attempt in triple OT win at California on 2/5, but those were his first points in eight games ... Logged three minutes at Stanford on 2/3 ... Attempted two treys vs. USC on 1/29 ... Played three minutes vs. UCLA on 1/27 ... Tallied one rebound on 1/22 at Washington State .. Grabbed three boards on 1/20 at Washington ... Pulled down two boards vs. Arizona State on 1/15 ... Had an assist vs. Stanford on 1/9 ... Posted two boards, an assist and a steal on 1/6 vs. California ... Collected three boards at Oregon State on 1/2 ... Hit 4-of-4 FTs and added a steal on 12/30 at Oregon ... Grabbed a career-high eight rebounds on 12/22 vs. Robert Morris to go with five points and a block ... Hit two nice mid-range jumpers at N.C. State on 12/19 that helped keep momentum on UA's side ... Registered a pair of rebounds on 12/16 vs. Northern Arizona ... Collected four points and six rebounds vs. BYU on 12/11 ... Grabbed four boards and added an assist on 12/8 vs. Cal State Fullerton ... Hit both FG attempts on 12/5 vs. Oklahoma ... Registered three points (a trey), two boards and a block on 12/1 at Rice ... Tallied two points, four boards and an assist in 16 minutes vs. Kansas on 11/27 ... Collected a team-high five rebounds on 11/26 vs. Santa Clara ... Grabbed six rebounds in just 13 minutes on 11/23 vs. Bethune-Cookman ... Posted career-high totals of nine points, seven rebounds and three blocks on 11/21 vs. Northern Colorado ... Hit all three FG attempts vs. New Mexico State on 11/18 ... Tallied five points, including a trey, four boards and a block on 11/14 vs. Idaho State.

**Freshman (2009-10):** Guided his native Ukraine to an eighth-

place finish at the U-20 European Championships, July 8-18 in Zadar, Croatia, where he averaged 17.2 points, 8.4 rebounds and 1.1 blocks per game ... *Sports Illustrated's* Luke Winn rated Natyazhko as the top U.S. collegiate player in the tournament ... Scored his first two points in four games on 3/11 vs. UCLA in Pac-10 Tournament ... Collected a rebound and a steal on 3/4 vs. UCLA ... Posted four points and two boards on 2/25 at California ... Registered four points, five boards and a steal on 2/11 vs. Oregon ... Equaled a season high with seven boards at Washington on 2/4 ... Grabbed one board in six minutes vs. California on 1/31 ... Collected three rebounds at Arizona State on 1/23 ... Had a bucket and a board in 11 minutes vs. Washington on 1/10 ... Registered four points, five boards and an assist on 1/8 vs. Washington State ... Collected a block and a bucket on 12/31 at USC ... Posted a pilfer on 12/23 vs. North Carolina State ... Notched two blocks on 12/21 vs. Lipscomb in second career start ... Dropped in one FG at San Diego State on 12/12 ... Tallied a season-high seven FG attempts on 12/9 vs. Louisiana Tech ... Tallied five boards and a block on 12/6 at Oklahoma ... Knocked down his first trey and hit all three FGs en route to seven points and three offensive rebounds vs. UNLV on 12/2 ... Registered nine points and six rebounds on 11/25 vs. Vanderbilt ... Tallied four points in 15 minutes vs. Colorado on 11/24 ... Collected four boards and a steal vs. Rice on 11/19 ... Posted seven points, seven boards and a block on 11/15 vs. Northern Arizona.

**High School:** Ranked as the No. 75 overall prospect in the country and the No. 9 center by rivals.com ... Averaged 21.0 points and 9.0 rebounds per game as a senior for coach Vince Walden at IMG Academy in Bradenton, Fla. ... Posted per game averages of 16.0 points and 11.0 rebounds as a junior ... Competed in the 2009 Wazzo Sports Derby Festival Classic in Louisville, Ky., scoring eight points on 4-of-8 shooting, as his Gold team posted a 151-145 victory ... Earned highest achievement accolades in physics.

**Personal:** Nicknames include "K-Real" and "The Warrior King" ... Born Nov. 30, 1990, in Dnipropetrovsk, Ukraine ... Son of Vasily and Olena Natyazhko ... A general studies major ... Cousin, Kyrylo Fessenko, was a rookie with the NBA's Utah Jazz during the 2008-09 season ... Lists hobbies as video games and hanging out with friends ... Enjoys traveling abroad.

**Kyryl Natyazhko's Career Highs**

<b>Points</b>	..... 9, twice, last, vs. Northern Colo., 11/21/2010
<b>Rebounds</b>	..... 8, vs. Robert Morris, 12/22/2010
<b>FG</b>	..... 4, vs. Northern Colorado, 11/21/2010
<b>FGA</b>	..... 7, vs. Louisiana Tech, 12/9/2009
<b>3PT</b>	..... 1, five times, last, vs. Robert Morris, 12/22/2010
<b>3ATT</b>	..... 2, vs. USC, 1/29/2011
<b>FT</b>	..... 5, twice, last, vs. Vanderbilt, 11/25/2009
<b>FTA</b>	..... 8, vs. Vanderbilt, 11/25/2009
<b>AST</b>	..... 2, at North Carolina State, 12/19/2010
<b>STL</b>	..... 1, nine times, last, vs. California, 1/6/2011
<b>BLK</b>	..... 3, vs. Northern Colorado, 11/21/2010
<b>MIN</b>	..... 23, vs. Northern Arizona, 11/15/2009

ARIZONA



Kyryl Natyazhko's Career Statistics

Table with 16 columns: Season, G-GS, Min, FG-FGA, Pct., 3FG, Pct., FT-FTA, Pct., OR/DR, Tot-Avg, PF-D, Ast, TO, Blk, Stl, Pts-Avg. Rows include 2009-10, 2010-11, and Totals.

Kyryl Natyazhko's Pac-10 Conference Statistics

Table with 16 columns: Season, G-GS, Min, FG-FGA, Pct., 3FG, Pct., FT-FTA, Pct., OR/DR, Tot-Avg, PF-D, Ast, TO, Blk, Stl, Pts-Avg. Rows include 2009-10, 2010-11, and Totals.

Kyryl Natyazhko's 2010-11 Game-by-Game Statistics

Game-by-game statistics table for 2010-11 season. Columns include Opponent, Date, Min, FG-A, FG-A, FT-A, REB. (O-D-T), PF, A, TO, B, S, Pts.

Kyryl Natyazhko's 2009-10 Game-by-Game Statistics

Game-by-game statistics table for 2009-10 season. Columns include Opponent, Date, Min, FG-A, FG-A, FT-A, REB. (O-D-T), PF, A, TO, B, S, Pts.

ARIZONA



**3 • KEVIN PARROM**

Guard/Forward

6-6 • 215 • Junior

Bronx, N.Y.

South Kent (Conn.) H.S.



**Individual Honors**

**2010-11**

- Fiesta Bowl Basketball Classic Most Valuable Player

**General:** There is an effortless quality to his game ... Always seems to be around the ball ... Possesses the ability to play multiple positions, and more importantly, the toughness to guard multiple positions ... Probably improved as much as any player on the roster in 2010-11 ... Vastly improved his offensive game, connecting on 50.8 percent of his FG attempts, one of three UA regulars to do so ... Ranked third on the team in rebounding and assists ... Was the victim of an attack in September while home visiting his mother and suffered a gunshot wound to the right leg.

**Sophomore (2010-11):** Arizona's glue guy, a jack of all trades ... Earned the team's "Most Improved Player" award as determined by the coaching staff ... Ranked fifth in the Pac-10 with a .418 three-point FG percentage ... Averaged 5.5 points, 2.5 rebounds and 1.3 steals per game in the NCAA Tournament ... Tallied six boards and a block on 3/26 vs. Connecticut in the NCAA West Regional Final ... Added seven points and a steal vs. Duke on 3/24 ... Posted four points and two assists vs. Texas on 3/20 in 15 minutes of action ... Collected nine points and equaled a career high with three steals vs. Memphis in NCAA Tournament on 3/18 ... Posted 12 points three assists and two boards vs. Washington on 3/12 ... Collected six points, six boards, three assists and a steal vs. USC on 3/11 ... Posted 13 points, seven boards and four assists in Pac-10 Tournament vs. Oregon State on 3/10 ... Registered 11 points, four boards, five assists (zero TO) and a block on 3/5 vs. Oregon ... Posted 10 points and two assists on 3/3 vs. Oregon State ... Hit 4-of-7 FGs two finish with 10 points and an assist on 2/24 at USC ... Collected 11 points and four boards (three offensive) on 2/19 vs. Washington ... Equaled a season high with eight rebounds on 2/13 at Arizona State ... Set new career highs in triple OT win at California on 2/5 with nine FG, 12 FGA, 25 points, six assists and 36 minutes played, while 13 of those points came in the OT periods ... Passed out a team-high four assists to go with seven points and three offensive boards at Stanford on 2/3 ... Notched his first double-figure scoring game in eight games (10 pts.) on 1/29 vs. USC ... Registered six points, two assists and a steal at Washington on 1/20 ... Scored a career-high 20 points on 8-of-9 shooting to go with eight boards at Oregon on 12/30 ... Equaled a career high with five assists on 12/22 vs. Robert Morris ... Posted back-to-back double-figure scoring games with 11 points at N.C. State on 12/19 ... Named Fiesta Bowl Classic MVP after notching career-high 14 points, five boards, four assists and two steals on 12/16 vs. Northern Arizona ... Equaled a career high with 12 points on 12/8 vs. Cal State Fullerton to go with four assists, a block and two steals ... Tallied eight points and a season-high three assists on 12/5 vs. Oklahoma ... Connected on 5-of-7 FGs, including two treys, to finish with 12 points in 21 minutes vs. Santa Clara on 11/26

... Posted six points in a season-high 19 minutes on 11/23 vs. Bethune-Cookman ... Registered five points, six boards, two assists and two blocks on 11/18 vs. New Mexico State.

**Freshman (2009-10):** Missed four games, Feb. 25-March 6, due to pain in his left foot ... Returned from a stress fracture in his foot on Dec. 23 ... Tallied six points and three rebounds vs. UCLA on 3/11 in Pac-10 Tournament in what was his first action since Feb. 21 ... Became the third player to notch a double-figure rebound game with 10 vs. Arizona State on 2/21 ... Equaled a career high with 10 points on 4-of-5 shooting on 2/13 vs. Oregon State ... Totaled six points, six boards, three assists and three steals on 2/11 vs. Oregon ... Tallied five points, six boards and two assists on 2/4 at Washington ... Posted another solid all-around effort on 1/31 vs. California, posting six points, seven boards, five assists and two blocks in a career-high 30 minutes ... Three of four rebounds vs. Stanford on 1/28 were offensive ... Led the Cats with seven boards on 1/23 at Arizona State to go with four points, two assists and a steal ... Earned his first career start at Oregon on 1/16 and tallied two points, two boards, a block and a steal ... Hit 6-of-6 FTs to finish with 10 points and seven rebounds – both career highs – vs. Washington on 1/10 ... Tallied seven points, two assists and a steal on 1/8 vs. Washington State ... Played a season-best 19 minutes on 1/2 at UCLA, totaling three boards, two assists and a block ... Made his first career appearance on 12/23 vs. North Carolina State, logging six minutes ... Began practicing with the team again on Dec. 14 after announcing Nov. 15 that he would miss 4-8 weeks with a stress fracture in his left foot.

**High School:** Rated as the No. 25 small forward prospect by rivals.com ... He is the first UA recruit from New York City since Khalid Reeves (1990-94) ... Prepped at South Kent High School in South Kent, Conn. ... Averaged 13.0 points and 7.2 rebounds as a senior for coach Kelvin Jefferson ... A McDonald's All-America nominee ... Tallied 17 points and six boards in the National Prep Invitational in February 2009 in leading South Kent to an 82-53 win over the Tilton (N.H.) School ... Participated in the Jordan Brand New York Regional in Madison Square Garden, where he helped his "City" team to a 129-120 win over the "Suburbs" ... Attended St. Raymond's High School in the Bronx for three seasons before transferring to South Kent, averaging 14.5 points and 9.0 rebounds per game as a junior in earning all-state honors.

**Personal:** Born Feb. 28, 1991 ... Full name is Kevin Nathaniel Parrom ... A religious studies major ... Lists hobbies as music, eating great food and meeting new people ... Has a desire to learn to play an instrument.

**Kevin Parrom's Career Highs**

<b>Points</b>	25, at California, 2/5/2011
<b>Rebounds</b>	10, vs. Arizona State, 2/21/2010
<b>FG</b>	9, at California, 2/5/2011
<b>FGA</b>	12, at California, 2/5/2011
<b>3PT</b>	4, at Oregon, 12/30/2010
<b>3ATT</b>	6, vs. Northern Arizona, 12/16/2010
<b>FT</b>	6, vs. Washington, 1/10/2010
<b>FTA</b>	6, three times, last, vs. Oregon, 3/5/2011
<b>AST</b>	6, at California, 2/5/2011
<b>STL</b>	3, twice, last, vs. Memphis, 3/18/2011
<b>BLK</b>	2, three times, last, at Rice, 12/1/2010
<b>MIN</b>	36, at California, 2/5/2011

ARIZONA





Kevin Parrom's Career Statistics

Table with 16 columns: Season, G-GS, Min, FG-FGA, Pct., 3FG, Pct., FT-FTA, Pct., ORDR, Tot-Avg, PF-D, Ast, TO, Blk, Stl, Pts-Avg. Rows include 2009-10, 2010-11, and Totals.

Kevin Parrom's Pac-10 Conference Statistics

Table with 16 columns: Season, G-GS, Min, FG-FGA, Pct., 3FG, Pct., FT-FTA, Pct., ORDR, Tot-Avg, PF-D, Ast, TO, Blk, Stl, Pts-Avg. Rows include 2009-10, 2010-11, and Totals.

Kevin Parrom's 2010-11 Game-by-Game Statistics

Large table with 16 columns: Opponent, Date, Min, FG-A, FG-A, FT-A, O-D-T, PF, A, TO, B, S, Pts. Lists game-by-game performance for the 2010-11 season.

Kevin Parrom's 2009-10 Game-by-Game Statistics

Table with 16 columns: Opponent, Date, Min, FG-A, FG-A, FT-A, O-D-T, PF, A, TO, B, S, Pts. Lists game-by-game performance for the 2009-10 season.

ARIZONA




**52 • MAX WIEPKING**

Forward

6-6 • 210 • Junior

Englewood, Colo.

Kent Denver School



**Max Wiepking's 2010-11 Game-by-Game Statistics**

Opponent	Date	Min	TOTAL 3-PT			REB.			PF	A	TO	B	S	Pts
			FG-A	FG-A	FT-A	O-D-T								
IDAHO STATE	11/14/10	3	1-2	1-2	0-0	0-1-1	1	0	0	0	0	0	0	3
NEW MEXICO STATE	11/18/10	1	0-0	0-0	0-0	0-0-0	0	0	0	0	0	0	0	0
NORTHERN COLORADO	11/21/10	2	0-0	0-0	0-0	0-0-0	0	0	0	0	0	0	0	0
at Rice	12/01/10	1	0-0	0-0	0-0	0-0-0	0	0	0	0	0	0	0	0
OKLAHOMA	12/5/10	1	0-0	0-0	0-0	0-0-0	0	0	0	0	0	0	0	0
ROBERT MORRIS	12/22/10	2	0-0	0-0	0-2	0-1-1	0	0	0	0	0	0	0	0
at Oregon	12/30/10	1	0-0	0-0	0-0	0-0-0	1	0	1	0	0	0	0	0
at UCLA	2/26/11	0+	0-0	0-0	0-0	0-0-0	0	0	0	0	0	0	0	0

**General:** A walk-on who joined the program in the fall of 2009 ... Makes most of his contributions in practice situations ... A great teammate.

**Sophomore (2010-11):** Earned "Golden A" Award for team's highest grade point average ... Made a brief appearance at UCLA on 2/26 ... Played one minute at Oregon on 12/30 ... Grabbed a rebound and missed two FTs on 12/22 vs. Robert Morris ... Played one minute vs. Oklahoma on 12/5 ... NBA analyst Jeff Van Gundy thinks he "can really stroke it" after watching him shoot at shootaround on 12/1 ... Played one minute at Rice on 12/1 ... Saw two minutes of action on 11/21 vs. Northern Colorado ... Played one minute vs. New Mexico State on 11/18 ... Made his first-ever appearance on 11/14 vs. Idaho State, finishing with three points (1-of-2 3-pt. FG) and a board in three minutes of action.

**Freshman (2009-10):** Did not see any game action ... Grabbed a rebound and tallied one FG attempt in the Western New Mexico exhibition game on 11/10.

**High School:** Earned three letters in basketball for coach Todd Schayes ... Team posted a 39-12 record over his final two seasons ... Averaged 19.6 points, 9.4 rebounds and 2.3 blocks per game as a senior to earn second-team all-state, first-team all-conference and Metro League Player-of-the-Year honors ... An honor roll student.

**Personal:** Born Aug. 18, 1990, in Denver, Colo. ... Full name is Max John Wiepking ... Son of Jeff and Danna Wiepking ... Father owns a private oil and gas exploration company ... Brother, Scott, played football at the University of Colorado (1987-89) ... A regional development major with the goal of becoming an NBA general manager ... Has a collection of over 2,000 autographs ... Claims to have played one-on-one with the NBA's Chris Andersen.



**Max Wiepking's Career Highs**

<b>Points</b>	..... 3, vs. Idaho State, 11/14/2010
<b>Rebounds</b>	..... 1, twice, last, vs. Robert Morris, 12/22/2010
<b>FG</b>	..... 1, vs. Idaho State, 11/14/2010
<b>FGA</b>	..... 2, vs. Idaho State, 11/14/2010
<b>3PT</b>	..... 1, vs. Idaho State, 11/14/2010
<b>3ATT</b>	..... 2, vs. Idaho State, 11/14/2010
<b>FT</b>	..... 0
<b>FTA</b>	..... 2, vs. Robert Morris, 12/22/2010
<b>AST</b>	..... 0
<b>STL</b>	..... 0
<b>BLK</b>	..... 0
<b>MIN</b>	..... 3, vs. Idaho State, 11/14/2010

**Max Wiepking's Career Statistics**

Season	G-GS	Min	FG-FGA	Pct.	3FG	Pct.	FT-FTA	Pct.	OR/DR	Tot-Avg	PF-D	Ast	TO	Blk	Stl	Pts-Avg
2009-10	Did Not See Game Action															
2010-11	8-0	11	1-2	.500	1-2	.500	0-2	.000	0/2	2-0.3	2-0	0	1	0	0	3-0.4
<b>Totals</b>	<b>8-0</b>	<b>11</b>	<b>1-2</b>	<b>.500</b>	<b>1-2</b>	<b>.500</b>	<b>0-2</b>	<b>.000</b>	<b>0/2</b>	<b>2-0.3</b>	<b>2-0</b>	<b>0</b>	<b>1</b>	<b>0</b>	<b>0</b>	<b>3-0.4</b>

**Max Wiepking's Pac-10 Conference Statistics**

Season	G-GS	Min	FG-FGA	Pct.	3FG	Pct.	FT-FTA	Pct.	OR/DR	Tot-Avg	PF-D	Ast	TO	Blk	Stl	Pts-Avg
2009-10	Did Not See Game Action															
2010-11	2-0	1	0-0	.000	0-0	.000	0-0	.000	0/0	0-0.0	1-0	0	1	0	0	0-0.0
<b>Totals</b>	<b>2-0</b>	<b>1</b>	<b>0-0</b>	<b>.000</b>	<b>0-0</b>	<b>.000</b>	<b>0-0</b>	<b>.000</b>	<b>0/0</b>	<b>0-0.0</b>	<b>1-0</b>	<b>0</b>	<b>1</b>	<b>0</b>	<b>0</b>	<b>0-0.0</b>

**5 • ROBERT ARVIZU**

*Guard*  
**6-0 • 195 • Sophomore**  
*Phoenix, Ariz.*  
*North H.S.*



**Robert Arvizu's 2010-11 Game-by-Game Statistics**

Opponent	Date	Min	TOTAL 3-PT			REB.					PF	A	TO	B	S	Pts
			FG-A	FG-A	FT-A	O-D-T										
IDAHO STATE	11/14/10	2	0-0	0-0	0-0	1-0-1	1	0	2	0	0	0	0	0	0	0
NORTHERN COLORADO	11/21/10	2	0-0	0-0	0-0	0-0-0	0	0	0	0	0	0	0	0	0	0
OKLAHOMA	12/5/10	0	0-0	0-0	0-0	0-0-0	0	0	0	0	0	0	0	0	0	0
ROBERT MORRIS	12/22/10	2	0-0	0-0	2-2	0-0-0	1	0	0	0	0	0	0	0	2	
at Oregon	12/30/10	1	0-0	0-0	0-0	0-0-0	0	0	0	0	0	0	0	0	0	

**General:** A solid shooter who should stretch the defense in practice situations... Last name pronounced Are-VEE-zoo.

**2010-11 (Freshman):** The lone walk-on to join the program in the fall ... Garnered one minute of action at Oregon on 12/30 ... Scored his first two collegiate points, courtesy of two FTs, on 12/22 vs. Robert Morris ... Earned a brief appearance vs. Oklahoma on 12/5 ... Saw two minutes vs. Northern Colorado on 11/21 ... Grabbed an offensive rebound in two minutes of his collegiate debut on 11/14 vs. Idaho State.

**High School:** Earned four letters in basketball for coach Joseph Bustos ... Capped his prep career with back-to-back Class 5A state championships ... Hit the game-winning shot in the 2009 state championship, a 42-39 victory over Tucson's Ironwood Ridge ... Averaged 9.8 points, 1.4 rebounds and 6.1 assists per game as a senior, helping club to a 28-3 record ... Finished in double figures 16 times in 2009-10, including a season-best 24 points vs. Clovis (N.M.) High on Jan. 9 ... An all-region and honorable mention all-state selection ... A McDonald's High School All-America nominee.

**Personal:** Born Sept. 19, 1991, in Phoenix, Ariz. ... Son of Ray and Ernestina Arvizu ... Parents own and operate Arvizu Advertising ... Comes from a family of collegiate athletes, as his father (basketball, Grand Canyon University) and brothers – Ray (basketball, South Mountain Community College), Andy (football, Glendale Community College) and Daniel (basketball, SMCC) – have all competed athletically following high school ... A psychology major.



ARIZONA

**Robert Arvizu's Career Highs**

<b>Points</b>	..... 2, vs. Robert Morris, 12/22/2010
<b>Rebounds</b>	..... 1, vs. Idaho State, 11/14/2010
<b>FG</b>	..... 0
<b>FGA</b>	..... 0
<b>3PT</b>	..... 0
<b>3ATT</b>	..... 0
<b>FT</b>	..... 2, vs. Robert Morris, 12/22/2010
<b>FTA</b>	..... 2, vs. Robert Morris, 12/22/2010
<b>AST</b>	..... 0
<b>STL</b>	..... 0
<b>BLK</b>	..... 0
<b>MIN</b>	..... 2, three times, last, vs. Robert Morris, 12/22/2010

**Robert Arvizu's Career Statistics**

Season	G-GS	Min	FG-FGA	Pct.	3FG	Pct.	FT-FTA	Pct.	OR/DR	Tot-Avg	PF-D	Ast	TO	Blk	Stl	Pts-Avg
2010-11	5-0	7	0-0	.000	0-0	.000	2-2	1.000	1-0	1-0.2	2-0	0	2	0	0	2-0.4
<b>Totals</b>	<b>5-0</b>	<b>7</b>	<b>0-0</b>	<b>.000</b>	<b>0-0</b>	<b>.000</b>	<b>2-2</b>	<b>1.000</b>	<b>1-0</b>	<b>1-0.2</b>	<b>2-0</b>	<b>0</b>	<b>2</b>	<b>0</b>	<b>0</b>	<b>2-0.4</b>

**Robert Arvizu's Pac-10 Conference Statistics**

Season	G-GS	Min	FG-FGA	Pct.	3FG	Pct.	FT-FTA	Pct.	OR/DR	Tot-Avg	PF-D	Ast	TO	Blk	Stl	Pts-Avg
2010-11	1-0	1	0-0	.000	0-0	.000	0-0	.000	0/0	0-0.0	0-0	0	0	0	0	0-0.0
<b>Totals</b>	<b>1-0</b>	<b>1</b>	<b>0-0</b>	<b>.000</b>	<b>0-0</b>	<b>.000</b>	<b>0-0</b>	<b>.000</b>	<b>0/0</b>	<b>0-0.0</b>	<b>0-0</b>	<b>0</b>	<b>0</b>	<b>0</b>	<b>0</b>	<b>0-0.0</b>





**20 • JORDIN MAYES**

Guard

6-2 • 196 • Sophomore

Los Angeles, Calif.

Westchester H.S.



**Individual Honors**

**2010-11**

- Honorable mention Pac-10 all-Freshman team

**General:** An athletic player who settled nicely into the back-up point guard role ... Posted a solid 1.62:1 assist turnover ratio (43:27) ... Plays with a great deal of composure ... Good ballhandler with the ability to knock down jumpers ... Put forth a stellar effort in UA's NCAA Tournament run.

**Freshman (2010-11):** An honorable mention Pac-10 all-Freshman selection ... Ranked second in the Pac-10 with a .453 three-point FG percentage ... Averaged 7.3 points and 1.8 assists per game in the NCAA Tournament to go with a .558 (10-of-17) FG percentage, and at one point connected on 10 consecutive three-point attempts over the course of five games from 3/11-24) ... Collected three assists vs. Connecticut on 3/26 in NCAA West Regional Final ... Tallied three points and a rebound on 3/24 vs. Duke ... Notched a new career high with 16 points (6-of-7 FG/4-of-4 3-pt. FG) to go with two assists and two steals on 3/20 vs. Texas ... Posted a solid NCAA Tournament debut vs. Memphis on 3/18 with eight points (2-2 FG/3-3 FT), a rebound and an assist in 14 minutes ... Hit both treys to finish with six points and two boards on 3/12 vs. Washington ... Collected eight points and three assists on 3/11 vs. USC, where all eight points came in a 10-2 UA run in first half that pushed lead to double figures ... Posted four points and two steals on 3/10 vs. Oregon State in Pac-10 Tournament ... Tallied four points on 2/26 at UCLA ... Collected three assists and two boards on 2/24 at USC ... Scored all seven points in first half of win at Arizona State on 2/13 ... Hit 3-of-4 FGs from behind the arc to finish with nine points and an assist in triple OT win at California on 2/5 ... Collected eight points in a season-high 20 minutes on 1/29 vs. USC ... Tallied eight points – his most in 13 games – to go with two steals on 1/27 vs. UCLA ... Attempted a season-high four free throws at Washington on 1/20 ... Collected three points, a season-high three boards and two assists on 1/15 vs. Arizona State ... Passed out three assists vs. Stanford on 1/9 ... No turnovers in 13 minutes vs. California on 1/6 ... Tallied five points and an assist on 12/30 at Oregon ... Had five points in nine minutes vs. Robert Morris on 12/22, as he was limited by a stomach flu ... Registered three assists and zero turnovers at N.C. State on 12/19 ... Collected six points (2 treys) in 15 minutes vs. Northern Arizona on 12/16 ... Posted two assists in 12 minutes

vs. BYU on 12/11 ... Had three assists and zero turnovers on 12/8 vs. Cal State Fullerton ... Hit a season-high three treys to finish with nine points on 12/5 vs. Oklahoma ... Poured in a season-high 11 points on 12/1 at Rice to go with three boards and an assist ... Tallied six points on 11/27 vs. Kansas, while attempting a season-high four FTs ... Finished with eight points (4-of-5 FG) on 11/23 vs. Bethune-Cookman ... Posted nine points, two assists and two steals on 11/21 vs. Northern Colorado ... Collected six points, three rebounds and four assists in his collegiate debut vs. Idaho State on 11/14.

**High School:** Ranked as the No. 106 overall prospect in the country and the No. 28 shooting guard by rivals.com to go with a scout grade of 92 by espn.com ... An excellent shooter with the size and ability to play both guard positions ... Coach Miller called Mayes, "the ultimate winner" ... Helped his high school squad to back-to-back state championships ... The first Westchester product to play at Arizona since Hassan Adams (2002-06) ... Prepped at Westchester High School, where he averaged 18.8 points, 4.0 rebounds and 2.3 assists per game as a senior in leading the Comets to back-to-back CIF Division I state championships for coach Ed Azzam, where title teams combined to post a 68-5 record ... He was named to the *Los Angeles Times* boys' All-Star team as a senior and earned honorable all-state honors as a junior after averaging 19.8 points, 3.7 rebounds and 3.1 assists per game ... Earned all-tournament honors at the Westchester Classic, City of Palms and Les Schwab tournaments, and the 2009 Primetime Shootout ... Mayes participated in the Top 25 "Cream of the Crop" All-Star game following the Pangos All-American Camp in 2009 ... He also earned the Phil Ford Award at the Pangos Camp, which is presented to the player who would shine in a more structured setting.

**Personal:** Born Nov. 30, 1991, in Los Angeles, Calif. ... Son of Darryl Mayes and Rose Moore ... Hobbies include watching movies and playing in competitive card, board and video games ... A family friend of Wildcat alums Damon and Salim Stoudamire ... major is undeclared.

**Jordin Mayes' Career Highs**

<b>Points</b>	16, vs. Texas, 3/20/2011
<b>Rebounds</b>	3, three times, last, vs. Arizona State, 1/15/2011
<b>FG</b>	6, vs. Texas, 3/20/2011
<b>FGA</b>	8, twice, last, at California, 2/5/2011
<b>3PT</b>	4, vs. Texas, 3/20/2011
<b>3ATT</b>	4, vs. Texas, 3/20/2011
<b>FT</b>	3, twice, last, vs. Memphis, 3/18/2011
<b>FTA</b>	4, three times, last, at Washington, 1/20/2011
<b>AST</b>	4, vs. Idaho State, 11/14/2010
<b>STL</b>	2, four times, last, vs. Texas, 3/20/2011
<b>BLK</b>	0
<b>MIN</b>	20, vs. USC, 1/29/2011

**Jordin Mayes' Career Statistics**

Season	G-GS	Min	FG-FGA	Pct.	3FG	Pct.	FT-FTA	Pct.	OR/DR	Tot-Avg	PF-D	Ast	TO	Blk	Stl	Pts-Avg
2010-11	38-0	543	67-152	.441	39-86	.453	14-28	.500	6/28	34-0.9	41-0	47	29	0	12	187-4.9
<b>Totals</b>	<b>38-0</b>	<b>543</b>	<b>67-152</b>	<b>.441</b>	<b>39-86</b>	<b>.453</b>	<b>14-28</b>	<b>.500</b>	<b>6/28</b>	<b>34-0.9</b>	<b>41-0</b>	<b>47</b>	<b>29</b>	<b>0</b>	<b>12</b>	<b>187-4.9</b>

**Jordin Mayes' Pac-10 Conference Statistics**

Season	G-GS	Min	FG-FGA	Pct.	3FG	Pct.	FT-FTA	Pct.	OR/DR	Tot-Avg	PF-D	Ast	TO	Blk	Stl	Pts-Avg
2010-11	18-0	246	24-66	.364	13-35	.371	4-9	.444	2/14	16-0.9	18-0	13	12	0	5	65-3.6
<b>Totals</b>	<b>18-0</b>	<b>246</b>	<b>24-66</b>	<b>.364</b>	<b>13-35</b>	<b>.371</b>	<b>4-9</b>	<b>.444</b>	<b>2/14</b>	<b>16-0.9</b>	<b>18-0</b>	<b>13</b>	<b>12</b>	<b>0</b>	<b>5</b>	<b>65-3.6</b>

ARIZONA



Jordin Mayes' 2010-11 Game-by-Game Statistics

Table with columns: Opponent, Date, Min, FG-A, FG-A, FT-A, O-D-T, PF, A, TO, B, S, Pts. Lists game statistics for Jordin Mayes against various opponents.



Opposing Media Relations Contacts

- List of opposing media relations contacts including School, Contact, Office Phone, website, e-mail, and specific contact information for various schools like Arizona State, Ball State, Bryant, etc.

ARIZONA

**30 • ANGELO CHOL***Forward**6-9 • 217 • Freshman**San Diego, Calif.**Hoover H.S.*

**General:** A long and athletic player with the ability to control the paint at both ends ... His all-around game continues to improve ... An exceptional athlete and a stellar shot blocker ... Rated as the No. 73 overall prospect in the country and the No. 9 forward by rivals.com to go with a scout grade of 94 by espn.com ... Finished his prep career with more than 2,000 points scored (2,133), ranks second on the national high school career blocked shot list (1,120), and is second in California high school history in rebounds (1,732) and games played (135).

**High School:** Prepped at Herbert Hoover High School in San Diego, Calif. ... Averaged 23.4 points, 14.9 rebounds and 7.8 blocked shots per game as a senior in leading Hoover to a 26-8 record and a berth in the CIF San Diego Section Division II championship game for coach Ollie Goulston ... A *Parade* magazine second-team All-America selection and the *Union-Tribune* San Diego Section Player of the Year, a MaxPreps honorable mention All-America, an ESPN RISE All-American and the runner-up for California Mr. Basketball honors ... A four-time all-state pick, Chol helped HHS to four consecutive Eastern League championships and four straight section title-game appearances during his prep career, guiding Hoover to a cumulative 108-30 (.783) record ... Posted 97 double-doubles and 31 triple-doubles to go with single-game highs of 41 points, 23 rebounds and 19 blocked shots.

**Personal:** Born July 15, 1993, in Khartoum, Sudan ... Son of Ajieng Chol ... Became a naturalized U.S. citizen in June 2010 ... Major is undeclared.

**51 • QUINTON CRAWFORD***Guard**6-1 • 190 • Junior**Old Bridge, N.J.**Middlesex County College*

**General:** A walk-on who will provide depth and contribute in practice situations ... Joined the program in December 2011.

**Prior to Arizona:** Played two seasons at Middlesex County College in Edison, N.J. (2008-10) at both guard positions ... Participated in the Garden State Athletic Conference.

**High School:** Prepped at Old Bridge High School, earning four varsity letters for Coach Rocky Knowles ... A two-time, first-team all-Greater Middlesex Conference Red Division selection and twice named honorable mention all-area ... Earned OBHS Most Outstanding Student-Athlete honors for boys' basketball.

**Personal:** Born Sept. 18, 1990, in Newark, N.J. ... Full name is Quinton Anthony Crawford ... Son of Jerome and Marilyn Crawford ... Both parents attended Rutgers ... Brother, Marcus, played basketball at Florida International from 2008-10 ... Major is Interdisciplinary Studies.

**55 • DREW MELLON***Forward**6-5 • 210 • Freshman**Santa Ana, Calif.**Mater Dei H.S.*

**General:** A walk-on who will provide depth and contribute in practice situations ... Joins Alex Jacobson as Mater Dei graduates on the UA roster ... Added to the roster in December 2011.

**High School:** Prepped at Mater Dei High School, earning two varsity letters for Coach Gary McKnight ... A 2011 team captain of a Monarchs squad that went 32-3, won the California Division I state title and was the fourth-ranked team nationally by maxpreps.com ... Averaged 4.2 points and 3.8 rebounds as a senior ... Team went 64-5 in his two varsity seasons ... Averaged 2.0 points and 0.5 rebounds per game as a junior ... A four-year member of the honor roll.

**Personal:** Born April 10, 1993, in Orange, Calif. ... Full name is Andrew John Mellon ... Son of John and Sandy Mellon ... Parents attended Whittier College and San Diego, respectively ... Hobbies include surfing and the beach ... Major is business.




**13 • NICK JOHNSON**

Guard

6-2 • 198 • Freshman

Gilbert, Ariz.

Findlay Prep (Nev.)



**General:** Possesses the ability to play both guard positions with the ability to impact at both ends ... A superior athlete and an excellent shooter ... Ranked as the No. 40 overall prospect in the country and the No. 8 shooting guard by rivals.com to go with a scout grade of 96 by espn.com.

**High School:** Prepped at Findlay Prep in Henderson, Nev., and averaged 24.8 ppg, 6.5 rpg and 4.7 apg as a senior, leading team to a 28-4 record as a senior for coach Mike Peck. ... *A Long Beach Press-Telegram* Best in the West first-team selection ... Averaged 14.1 points, 4.6 rebounds and 3.4 assists per game as a junior in leading Findlay to a 32-2 record ... Helped Findlay win the ESPN RISE National High School Invitational in 2010, where Johnson averaged 12 points and three steals per game in the tournament, and competed in the Boost Mobile Elite 24 All-Star game in Venice, Calif. ... He also competed in the Under Armor slam dunk contest ... Attended Highland High School in Gilbert, Ariz., for two years before transferring to Findlay Prep prior to his junior year ... One of five players featured on ESPN's Elite 24 behind-the-scenes special.

**Personal:** Born Dec. 22, 1992, in Tempe, Ariz. ... Son of "Jumpin" Joe Johnson and Michelle Moyland ... His father played collegiately at Arizona State, while his uncle is the late Dennis Johnson, a 14-year NBA veteran and Naismith Memorial Basketball Hall of Fame inductee ... Major is undeclared.


**11 • JOSIAH TURNER**

Guard

6-3 • 192 • Freshman

Sacramento, Calif.

Quality Education Academy (N.C.)



**General:** A pure point guard who makes the game easier for his teammates ... Great court vision and a feel for the game ... His size makes him a factor defensively as well ... Ranked as the No. 10 overall prospect in the country and the No. 2 point guard by rivals.com to go with a scout grade of 97 by espn.com.

**High School:** Played for coach Isaac Pitts at Quality Education, leading the squad to a 26-4 mark and its third straight National Christian School Athletic Association title ... Made his QEA debut on Jan 29 and led the team in scoring with 17 points in a 74-59 win over Upper Room Christian Academy after starting the year at Sacramento High School ... Named MVP of the iS8/Nike Tournament in New York City in May ... Led South team at the inaugural All-American championship all-star game in Houston, totaling 13 points, seven assists, six steals and the game-winning put-back at the buzzer ... MVP of the Converse Mo-Mentorship All-Star classic in Augusta, Ga., scoring 26 points with 13 assists to lead the Red team to victory ... Invited to the 2011 USA Basketball Men's U19 World Championship team training camp held in June ... Averaged 27.9 points, 5.8 rebounds and 3.5 assists and 2.8 steals per game as a junior at SHS led the Dragons to a 26-7 record for coach Derek Swafford and a berth in the California State Regional Division II final ... *A Long Beach Press-Telegram* Best in the West first-team selection, and earned ESPN RISE Cal-Hi Sports boys state Athlete-of-the-Week honors after breaking the Sac-Joaquin Section playoff scoring record with 127 points ... Named metro Player of the Year by the *Sacramento Bee* and was a third-team all-state selection as a junior. He tallied a career-high 48 points against Pasadena High School in December 2009 ... Attended the 2010 National Basketball Players Association Top 100 High School Camp at the University of Virginia ... Attended in June 2010 the Deron Williams Skills Academy and in July 2010 he attended the LeBron James Skills Academy in Akron, Ohio ... A solid student, Turner carried a 3.3 grade point average.

**Personal:** Born July 5, 1992 ... Son of Doris Ward ... His sister, Quanisha, played college basketball at IUPUI and Chico State ... Major is undeclared.



## SEAN MILLER

*Head Coach  
Third Year at Arizona  
Eighth Year Overall  
Pittsburgh, '92*



Arizona's climb back to the elite level of college basketball began April 7, 2009, when Sean Miller took the reins of the esteemed program. In the time since that announcement, Miller has given the Wildcats the stability needed to move forward with confidence, the focus to improve each day and the guidance of a

sive intensity and offensive cohesiveness form a relentless unit at both ends of the court.

As he begins year three in Tucson, Miller does so knowing that his approach to building a program has paid quick dividends in the Southwest. The 2010-11 squad won 30 games, captured the Pac-10 regular-season championship, advanced to the NCAA West Regional final and produced the No. 2 selection in the 2011 NBA Draft. Furthermore, he rebuilt and strengthened recruiting ties that allowed the Cats to land a top-10 class in 2011 and begin to build consistently strong ones in the future.

While such achievements are certainly noteworthy, it's the beneath-the-surface facts that indicate that Miller and his charges might be on the verge of something special in the Old Pueblo.

In just one season, the Wildcats showed vast improvements in all the things that championship clubs do so well: increased points per game, shooting percentages, rebounds, rebound mar-



ARIZONA

leader who has found success everywhere he's been.

From his first team meeting – featuring just six players – Miller's first 12 months were a whirlwind of activity as he worked tirelessly to rebuild from within. He quickly added eight players to solidify the roster and re-established a system in which defen-

gin and assists, and decreased points, shooting percentages, fewer rebounds and more turnovers out of the opposition. All of that culminated in a 30-8 overall record and the Pac-10 title, Miller's fourth league crown in the previous five seasons.

Such statistical improvements were mirrored individually too, as the 2010-11 Wildcats displayed more poise, were more fundamentally sound, and were stronger and more assertive on the court, a testament to Miller's total program development.

Nowhere was that individual development better displayed than in Derrick Williams. The 6-foot-8 forward blossomed into the Pac-10 Freshman of the Year in 2010 and followed that up with Pac-10 Player-of-the-Year and consensus All-America accolades in 2011. Williams went from the least heralded of Miller's initial five-man recruiting class to the second overall pick in the NBA Draft.

### Sean Miller's Year-By-Year Collegiate Coaching Record

School	Year	Record	Pct.	Conf.	Finish	Postseason
Xavier	2004-05	17-12	.586	10-6	T2nd	—
Xavier	2005-06	21-11	.656	8-8	T7th	NCAA Oakland Region 1st Round
Xavier	2006-07	25-9	.735	13-3	T1st	NCAA South Region 2nd Round
Xavier	2007-08	30-7	.811	14-2	1st	NCAA West Regional Final
Xavier	2008-09	27-8	.771	12-4	1st	NCAA East Regional Semifinal
<i>Xavier Totals</i>	<i>5 years</i>	<i>120-47</i>	<i>.719</i>	<i>57-23</i>		
Arizona	2009-10	16-15	.516	10-8	4th	—
Arizona	2010-11	30-8	.789	14-4	1st	NCAA West Regional Final
<i>Arizona Totals</i>	<i>2 years</i>	<i>46-23</i>	<i>.667</i>	<i>24-12</i>		
<b>Overall</b>	<b>7 years</b>	<b>166-70</b>	<b>.703</b>	<b>81-35</b>		

#### Coaching Honors

2007-08 Atlantic-10 Conference Coach of the Year; NABC District 10 Coach of the Year  
2010-11 Pac-10 Conference Coach of the Year; NABC District 20 Coach of the Year

## Sean Miller At A Glance

**Date of Birth:** Nov. 17, 1968, in Pittsburgh, Pa.

**Alma Mater (degree):**  
University of Pittsburgh, 1992 (B.A., communications)

**Family:**  
Wife: Amy; Sons: Austin (16), Cameron (13), Braden (10)

### Coaching Chronology

Arizona	2009-pres.	Two years, Head Coach
Xavier	2004-09	Five years, Head Coach
Xavier	2001-04	Three years, Associate Head Coach
N.C. State	1996-2001	Five years, Assistant Coach
Pittsburgh	1995-96	One year, Assistant Coach
Miami, Ohio	1993-95	Two years, Assistant Coach
Wisconsin	1992-93	One year, Assistant Coach

The college basketball world has begun to take notice as UA was ranked as high as No. 10 in both major college basketball polls a year ago – a first for the program in four seasons – and Miller earned 2011 Pac-10 and NABC District 20 Coach-of-the-Year honors for his efforts.

Miller guided UA to a 16-15 record in 2009-10, making drastic improvements from start to finish, and, more importantly, putting into play his belief that there is no such thing as a quick fix. Hard work and a dedicated effort each day breeds success. His charges have adhered to that philosophy each day since.

Prior to moving west, Miller, 42, completed five seasons as head coach at Xavier in 2008-09, and carries a career coaching record of 166-70 (.703) in seven seasons as a collegiate head coach to go with four conference regular-season championships, one postseason tournament title and two 30-win seasons.

While at XU, his clubs posted four consecutive 20-victory seasons and four consecutive NCAA Tournament appearances. The Musketeers won three Atlantic-10 Conference regular-season championships and Miller guided two Xavier teams to the Sweet 16, in 2008 and 2009. He is the school's overall coaching leader in NCAA play with a 6-4 record in his share of Xavier's 20 tournament appearances.

Miller's 2008-09 club won the A-10 championship finishing with a 27-8 record. The Musketeers lost to No. 1-seed Pitt as the No. 4 seed in the East Regional in Boston the day before UA's season ended in its Sweet 16 appearance in the Midwest Region at Indianapolis.

XU was ranked No. 20 in the final *Associated Press* poll and was ranked steadily after Nov. 25, rising as high as No. 7 on Dec. 15 and holding a spot in the top 10 (ninth) on Feb. 2.

As a player, Miller participated in three NCAA Tournaments for Pittsburgh (1988, 1989 and 1991), coached in one as an assistant at Miami, Ohio, (1995) and in three as associate head coach at Xavier

from 2002-04. He is a member of the Pitt all-Centennial Team and a former all-Big East honoree. His Xavier squad reached the Elite Eight in 2008.

Moreover, Miller's work with his student-athletes off the court paid outstanding dividends with 17 of 18 of the basketball seniors who completed their eligibility since 1996 graduating. While a head coach, 16 Xavier players earned their degrees with an additional pair expected to do so in the near future. Arizona's Nic Wise extended that streak by earning his degree in 2010.

His success with his student-athletes both on and off the court echoes the fact that Miller genuinely cares for their well being. That complete commitment to his charges is a strong indication of his character.

"It's easy to be a fan of Sean. I can't think of anyone in the profession who is more honest and more loyal. Sean is as good a person as there is in college

basketball," said Mike DeCourcy of *The Sporting News*.

He is Arizona's sixth appointed head coach in the last 86 years, dating to a 36-year run by Fred A. Enke from 1925 to 1961 and concluding with Lute Olson's remarkable stint from 1984 to 2007.

Miller's 30-7 record in 2007-08 set a Xavier record for victories in a season, and helped earn him Atlantic-10 Conference honors, along with his 14-2 record and second A-10 regular-season title. The National Association of Basketball Coaches named Miller its District 10 Coach of the Year and he was a finalist for a number of other national coaching honors.

His record at Xavier (120-47) ranks him third all-time on the school's coaching chart behind Pete Gillen (202-75 from 1985-94) and the late Skip Prosser (148-65 from 1994-2001).

Xavier finished 25-9 overall in 2006-07, Miller's third year as the Xavier University head coach. XU won the 2007 Atlantic-10 Conference regular-season championship and advanced to the second round of the 2007 NCAA Tournament. Miller finished 21-11 in the 2005-06 season, winning the 2006 Atlantic-10 Championship and earning a berth into the NCAA Tournament.

Miller took over as head coach in 2004, replacing Thad Matta. He was Matta's right-hand man the previous three seasons as XU's first-ever associate head coach. Miller helped the Musketeers record three straight 26-victory seasons and three straight NCAA Tournament appearances that culminated in the 2004 Elite Eight run.





Miller began coaching at Xavier after stops at North Carolina State, Pittsburgh, Miami (Ohio) and Wisconsin. He has coached for 15 teams that advanced to postseason play in his first 19 seasons as a head, assistant or associate head coach. That includes five NCAA Tournament berths in his seven years as a head coach, where his record stands at a solid 9-5 (.643) with two Elite Eight and one Sweet 16 appearance to his credit. Additionally, in 19 seasons as a head, associate or assistant coach, Miller's teams have produced 16 winning seasons and averaged better than 20 wins per year.

Considered Pittsburgh's best three-point shooter of all time, Miller was a Big East all-Rookie team pick in 1987-88. In his four-year career he helped lead the Panthers to three NCAA berths and an NIT appearance. He was No. 17 entering 2009-10 on Pitt's all-time scoring chart with 1,282 points, ranked 10th among career Division I free throw shooters at .885 and ranked third all-time in Big East career assists. He was seventh in three-point shooting on the Big East career chart.

He played on the United States' 1991 World University Games team that earned a gold medal after his final year at Pitt. He was named to the Pitt all-Centennial Team in 2005.

A native of Beaver Falls, Pa., Miller was born Nov. 17, 1968. He and his wife, Amy, have three sons, Austin, Cameron and Braden. He prepped at Blackhawk High School and earned his bachelor's degree in communications from Pittsburgh in 1992.



## SEAN MILLER VS. ALL OPPONENTS

Alabama .....	0-1	Indiana .....	1-0	Rice .....	2-0
American .....	1-0	IPFW .....	2-0	Richmond .....	5-1
Arizona State .....	4-2	Iowa State .....	1-0	Robert Morris .....	2-0
Auburn .....	2-0	Kansas .....	0-1	St. Bonaventure .....	5-0
Belmont .....	1-0	Kansas State .....	2-0	Saint Joseph's .....	5-6
Bethune-Cookman .....	1-0	Kent State .....	1-0	Saint Louis .....	4-3
Brigham Young .....	1-2	LaSalle .....	5-2	San Diego State .....	0-1
Bucknell .....	0-1	Lehigh .....	1-0	Santa Clara .....	1-0
Butler .....	0-1	Lipscomb .....	1-0	Southeast Missouri State .....	1-0
California .....	3-1	Louisiana State .....	1-0	Southern .....	1-0
Cal State Fullerton .....	1-0	Louisiana Tech .....	1-0	Stanford .....	4-0
Charlotte .....	5-1	Marshall .....	1-0	Temple .....	2-4
Cincinnati .....	3-2	Massachusetts .....	4-2	Tennessee .....	0-2
Coastal Carolina .....	1-0	Memphis .....	2-0	Texas .....	1-0
Colorado .....	1-0	Miami, Fla. ....	1-0	Troy .....	1-0
Connecticut .....	0-1	Miami, Ohio .....	3-2	Toledo .....	1-0
Coppin State .....	2-0	Mississippi State .....	0-1	UCLA .....	3-3
Creighton .....	1-3	Missouri .....	1-0	UNLV .....	0-1
Dayton .....	9-3	New Mexico State .....	1-0	USC .....	3-2
Delaware State .....	1-0	North Carolina State .....	2-0	Vanderbilt .....	0-1
Detroit .....	1-0	Northern Arizona .....	2-0	Villanova .....	1-0
Duke .....	1-1	Northern Colorado .....	1-0	Virginia .....	2-0
Duquesne .....	4-2	Oakland .....	2-0	Virginia Commonwealth .....	1-0
Eastern Illinois .....	1-0	Ohio .....	1-0	Virginia Tech .....	1-0
Eastern Kentucky .....	1-0	Ohio State .....	0-1	Washington .....	2-3
Florida A&M .....	1-0	Oklahoma .....	1-1	Washington State .....	2-2
Fordham .....	6-1	Oregon .....	4-0	West Virginia .....	1-0
George Washington .....	6-1	Oregon State .....	2-3	Western Carolina .....	1-0
Georgia .....	1-0	Pittsburgh .....	0-1	Wisconsin .....	1-1
Gonzaga .....	0-1	Portland State .....	1-0	<b>Totals .....</b>	<b>166-70</b>
Idaho State .....	1-0	Purdue .....	2-0		
Illinois .....	1-1	Rhode Island .....	5-1		

## JAMES WHITFORD

Associate Head Coach  
Third Year at Arizona  
Wisconsin, '94



James Whitford has been a mainstay on Sean Miller's staff for six seasons, having made the move to Tucson in the spring of 2009. His tireless efforts as a recruiter and defensive expertise are key components to the Wildcat coaching staff.

He was promoted to associate head coach following the 2010-11 season.

Whitford's defensive excellence was on display in 2010-11 as the Wildcats rolled to the Pac-10 regular season championship and an Elite Eight appearance in the NCAA Tournament. UA saw its defensive numbers improve dramatically, as the opposition's scoring average and three-point field goal percentage dropped by nearly four points each. UA's .293 three-point field goal percentage defense figure ranked fifth nationally and was the lowest in program history.

He spent four seasons at Xavier (2005-09), helping the Musketeers amass a 103-35 (.746) record, three Atlantic-10 Conference championships, one A-10 tournament title and four NCAA Tournament appearances. The 2007-08 XU squad advanced to the West Regional Final.

Prior to his tenure in Cincinnati, Whitford spent 11 seasons on the staff at Miami University (Ohio) for Charlie Coles, the last eight as the top assistant. In that span, the RedHawks won better than 60 percent of its games (201-130), captured the 2004-05 Mid-American Conference championship and advanced to the 1999 NCAA Tournament's Sweet 16.

Whitford's first two seasons in Oxford, Ohio, were as an administrative assistant in 1994-95 and 1995-96. He became a full-time assistant on Coles' staff in 1997 and was promoted to the top assistant in June 1998. All told, he was part of three NCAA Tournament appearances (1995, '97, '99), two NIT berths (1996, 2005) and four MAC regular-season championships (1995, '97, '99, 2005) while at Miami.

Whitford, 40, graduated from the University of Wisconsin in 1994 with a bachelor's degree in political science. He served as a manager for the Badger men's basketball program for three seasons. Arizona head coach Sean Miller was an assistant coach for Wisconsin during the 1992-93 campaign, Whitford's junior season at UW.

A native of Madison, Wis., Whitford and his wife, Amber, have two sons, Liam and Spencer. Amber was an assistant coach with the Xavier women's basketball team.

### James Whitford At A Glance

**Date of Birth:** July 23, 1971, in Madison, Wis.

**Alma Mater (degree):** University of Wisconsin, 1994 (B.S., political science); Miami University, 1996 (M.S., sports studies)

**Family:** Wife: Amber; Sons: Liam (4), Spencer (1)

#### Coaching Chronology

Arizona	2011-pres.	One year, Associate Head Coach
Arizona	2009-11	Two years, Assistant Coach
Xavier	2005-09	Four years, Assistant Coach
Miami, Ohio	1996-2005	Nine years, Assistant Coach
Miami, Ohio	1994-96	Two years, Administrative Assistant

## EMANUEL RICHARDSON

Assistant Coach  
Third Year at Arizona  
Pittsburgh-Johnstown, '98



Emanuel "Book" Richardson, 38, has quickly established himself as one of the finest recruiters in college basketball.

Now in his fifth season as a member of Sean Miller's coaching staff, Richardson joined the Arizona basketball family in the spring of 2009.

His efforts in building and strengthening UA's recruiting ties across the country has helped Arizona land a top-10 recruiting class in 2011 and rapidly build strong classes for the future.

Richardson spent two seasons at Xavier (2007-09) before his arrival in Tucson, where the Musketeers rolled to 57 wins, two conference titles and a pair of deep NCAA Tournament runs. XU posted a school-record 30 wins and advanced to the NCAA Tournament's Elite Eight in his debut in 2007-08.

Prior to Xavier, Richardson was the Director of Basketball for the New York Gauchos/Teamwork Foundation in the Bronx, N.Y., from 2005-07. He also served as an assistant coach at St. Raymond's High School for Boys in 2004 and was the head coach for ninth and 10th-grade players in the New York Gauchos system in 2003.

His U-18 red team captured the gold medal at the 2007 USA Basketball Men's Youth Development Festival, making him the youngest coach ever to win the event, and the first AAU coach named by USA Basketball as a festival head coach.

Richardson was an assistant coach at Marist College in 2004-05, where he coordinated the Red Foxes' recruiting, scouting and individual work outs, focusing on guard play and offensive skill development. He spent three seasons as an assistant at Monroe College, an NJCAA program in the Bronx. His 2002-03 club went 31-3, won the Region 15 and District 3 titles and finished fifth at the NJCAA national tournament in Hutchinson, Kan.

A 1998 graduate of the University of Pittsburgh at Johnstown with a bachelor's degree in business marketing and management, Richardson's coaching career began at his alma mater as the associate head coach in 1999. He helped lead the NCAA Division II Mountain Cats to a 23-4 record, the best in school history.

A native of Queens, N.Y., Richardson and his wife, Erin, have three children, daughters Chassidy and Sere, and son E.J.

### "Book" Richardson At A Glance

**Date of Birth:** Dec. 15, 1972, in Queens, N.Y.

**Alma Mater (degree):** University of Pittsburgh-Johnstown, 1998 (B.S., business marketing & management)

#### Family:

Wife: Erin; Daughters: Chassidy (20), Sere (19); Son: E.J. (10)

#### Coaching Chronology

Arizona	2009-pres.	Two years, Assistant Coach
Xavier	2007-09	Two years, Assistant Coach
N.Y. Gauchos	2005-07	Two years, Dir. of Basketball Operations
Marist	2004-05	One year, Assistant Coach
St. Raymond's H.S.	2003-04	One year, Assistant Coach
N.Y. Gauchos	2002-03	One year, 9th & 10th Grade Coach
Monroe College	2000-03	Three years, Assistant Coach
Pitt-Johnstown	1999-2000	One year, Associate Head Coach



## JOE PASTERNAK

*Assistant Coach  
First Year at Arizona  
Indiana, '99*



The newest addition to the University of Arizona men's basketball coaching staff is Joe Pasternack, who joined the Wildcat program on May 19, 2011.

Pasternack, 34, brings 12 years of coaching and administrative experience to Arizona, including the last four seasons as head coach at the University of New Orleans.

Pasternack immediately gave stability to the Privateer program, as he was the program's third head coach in three seasons when he was hired in July 2007. Pasternack made his mark quickly, leading UNO to 19 wins in 2007-08, the school's most since 1997, and helped the program defeat a nationally-ranked team (then-No. 21 North Carolina State) for the first time since 1993 and ended up winning more games (11) before Jan. 1 than ever in school history.

His efforts on the recruiting trail were almost as quick, as Pasternack secured 11 newcomers for the 2008-09 season after his inaugural squad lost six seniors. That recruiting class was ranked among the best in the Sun Belt Conference.

His fourth year as the Privateer mentor may have been his most challenging. In wake of the school's decision to drop to NCAA Division III, Pasternack lost the majority of his roster to transfer. Pasternack answered the challenge despite the obvious hardships, cobbled together a roster and guided the 2010-11 squad to a 16-6 record.

Prior to UNO, Pasternack spent eight seasons as an administrator and coach at the University of California from 2000-07. He oversaw the Golden Bears' scouting and game preparation efforts by studying game film, writing scouting reports and helping with on-court preparation for upcoming opponents.

In addition, Pasternack, who worked with the Golden Bear guards in day-to-day practices, was heavily involved in coordinating Cal's recruiting and helped attract several top-25 classes during his tenure.

A 1999 graduate of Indiana University with a degree in marketing, Pasternack was a manager for the Hoosier basketball team for four years under coach Bob Knight, where he broke down game film and assisted in scouting opponents.

Pasternack has helped teams reach the NCAA tournament eight times.

A native of New Orleans, Pasternack played varsity high school basketball for four years at Metairie Park Country Day

## RYAN REYNOLDS

*Director of Basketball Operations  
Third Year at Arizona  
Xavier, 2007*



Longtime Sean Miller staff member Ryan Reynolds is the Wildcats' director of basketball operations. In that position, Reynolds oversees the day-to-day operations for the program.

Originally hired as an administrative assistant for the 2009-10 season, he was promoted to his current position on May 11, 2010. Reynolds has worked alongside Miller in seven of his eight seasons in college basketball.

In his tenure in Tucson, Reynolds has streamlined the program's internal operations and has overseen the renovations to the Richard Jefferson Gymnasium, locker room and the McKale Center hallway project.

Reynolds joined the Arizona basketball family after spending the 2008-09 campaign as a member of the Wake Forest University men's basketball staff, where he was the Demon Deacons' assistant coordinator of operations under Dino Gaudio. He was responsible for assisting with team travel and meals, scheduling and additional logistics within the basketball office. Reynolds also coordinated WFU's recruiting databases.

In his lone season in Winston-Salem, N.C., the Demon Deacons opened the season 16-0, earning the nation's No. 1 ranking, before finishing the year with a 24-7 record.

Prior to Wake Forest, Reynolds spent the previous five years (2003-08) at Xavier University, working under both Thad Matta and Sean Miller. Four of those seasons were as an undergraduate student manager and the last was as the Graduate Program Assistant, where he prepared and provided scouting videos, film exchange, equipment, administrative assistance and supervision of the managers.

Reynolds, 26, was a part of four NCAA Tournament teams during his tenure at Xavier, including XU's Elite Eight squads in 2004 and 2008. The Musketeers won the Atlantic-10 regular season or tournament title four times in that span.

He graduated from Xavier in 2007 with a bachelor's in sports management and a business minor. He earned his master's in sport administration from Xavier in December 2008.

A native of Cincinnati, Ohio, Reynolds was a standout in basketball and football at Madeira High School. Playing on the hardwood for his father Jim, the Cincinnati prep coach of the decade for the 1990s, Ryan led Madeira to conference, sectional and district titles and a berth in the Ohio state tournament's Sweet 16 as a senior. He was a two-time all-league football player as well.

ARIZONA

### *Joe Pasternack At A Glance*

**Date of Birth:** April 15, 1977, in New Orleans, La.

**Alma Mater (degree):** Indiana University, 1999 (B.S., marketing)

**Family:** Wife: Lindsay; Son: Joe IV (5), Daughter: Lilly (8 mos.)

#### **Coaching Chronology**

Arizona	2011-pres.	One year, Assistant Coach
New Orleans	2007-11	Four years, Head Coach
California	2001-07	Six years, Assistant Coach
California	1999-2001	Two years, Video Coordinator



## CHRIS ROUNDS

*Associate Director of  
Performance Enhancement  
Third Year at Arizona  
Buffalo, '97*



Associate director of performance enhancement Chris Rounds joined the Wildcat staff in June 2009. He is directly responsible for the strength and conditioning duties of the men's basketball program.

Rounds' efforts in the weight room have paid big dividends for the student-athletes within the program, as there have been visible and significant gains in strength, agility and conditioning. With the Cole and Jeannie Davis Strength & Conditioning Center – a state of the art basketball-specific facility – housed within the Richard Jefferson Gymnasium at his disposal, look for the Cats to make even bigger gains in the coming seasons.

Previously, Rounds served five years (2004-09) as the head strength and conditioning coach at Xavier University, overseeing each of its 16 NCAA Division I sports. His efforts with the Musketeer men's basketball program proved fruitful as XU student-athletes were routinely judged to be among the strongest at NBA pre-draft camps.

Rounds spent four years as the strength coach at Loyola Marymount (2000-04). While at LMU, he directed the fitness of 17 varsity teams and its more than 325 student-athletes, instituting many new programs. Rounds opened eyes at LMU with the vast improvement in the strength and conditioning program for the men's basketball program.

Prior to being hired at LMU, Rounds was the assistant strength coach for the University of Kentucky from 1997-2000. In his three seasons in Lexington, his main responsibilities were the men's and women's basketball programs, tennis and golf. He was a part of the men's basketball national championship program in 1998.

Rounds, 39, received his bachelor's degree in exercise science from the University at Buffalo in 1997, and has been a certified Strength and Conditioning Specialist (CSCS) by the National Strength and Conditioning Association since 1997. He received his master's degree in exercise science from the University of Kentucky in 2000.

Rounds and his wife, Anne, have a daughter, Samantha.

## JUSTIN KOKOSKIE

*Certified Athletic Trainer  
12th Year at Arizona  
Pittsburgh, 2000*



Justin Kokoskie is in his 10th year as the head men's basketball athletic trainer. He handles the daily medical and health-related concerns of the players. Kokoskie is involved in the prevention, treatment and constant care of the players' injuries. He also educates the student-athletes so that they can remain healthy and return to the basketball court.

Two-time NBA champion Luke Walton refers to Kokoskie as "the best basketball athletic trainer on any level," while former Wildcat All-American and current NBA standout Jerrid Bayless calls him "a great trainer and an even better person."

In addition to his basketball duties, Kokoskie serves as the head athletic trainer for Arizona's nationally ranked men's and women's golf teams. Prior to joining the men's basketball program in 2002-03, Kokoskie spent the previous two seasons at Arizona as the athletic trainer for women's soccer and football. He also serves as an adjunct instructor at the university where he teaches an undergraduate sports medicine class.

In his spare time, Kokoskie serves as the personal caddie for his friend, and former UA All-American and current professional golfer, Chris Nallen. A former college golfer himself, Kokoskie was on the bag as Nallen won his first professional tournament, the Nationwide Tour's Gila River Classic at Wild Horse Pass Resort, by eight strokes on Oct. 10, 2004.


Kokoskie graduated from the University of Pittsburgh in May 2000 with a bachelor's degree in sports medicine. He earned his master's degree in education from Arizona in 2002 and is currently completing work on his Ph.D.

Kokoskie is married to the former Laura (Katie) Fischer. The couple has one son, Jackson (5), and a daughter, Gianna (3).



## JEFF FELD

*Assistant Director of Basketball Operations  
Second Year at Arizona  
Arizona, 2010*



Former Wildcat video manager Jeff Feld made the leap to full-time staff member in June 2010 when he was hired as the assistant director of basketball operations.

Feld oversees Arizona's video scouting efforts and is responsible for the organization, breakdown, scouting and presentation of game film. He also handles player edits for individual players' use and creates recruiting videos as well as recruiting game tape for coaches' evaluation.

Administratively, Feld supervises the student managers, organizes recruiting mail-outs, writes a monthly newsletter and directs the program's community service efforts in addition to coordinating team travel and acting as the program's academic liaison. Feld also co-directs the Sean Miller Basketball Camps and coordinates UA former player outreach. Each of these tasks are crucial to Miller's "A Player's Program: Past, Present, Future" mantra.

Feld was a member of the UA managerial staff from 2006-10, serving as the video coordinator in 2009-10. He worked with four different coaching staffs during his tenure as a manager and made three trips to the NCAA Tournament, including the 2009 Sweet 16.

A native of Denver, Colo., Feld graduated from Arizona with a bachelor's degree in journalism and a minor in communications. He earned Dean's List distinction in the Fall 2009. Feld's parents, Steve and Barbara, met and graduated from Arizona as well.

## DANNY PETERS

*Graduate Manager  
Second Year at Arizona  
Ohio State, 2010*



Danny Peters joined the Wildcat support staff as a graduate manager in August 2010. He aids the coaching staff in player and team workouts in addition to various operational and video responsibilities while he pursues a master's degree in educational psychology.

His tireless work ethic and basketball insights have infused new energy into Arizona's individual workouts.

Peters has long had a coaching career in his sights. Starting his Buckeye career as a manager in 2005-06, Peters helped train OSU standout guards Mike Conley Jr., Jamar Butler and Evan Turner for game action. Short on players for the 2006-07 campaign, Peters was added to the active roster.

He made a total of 35 appearances in his four-year career, helping the Buckeyes to 110 victories, which is the most in school history, three Big Ten championships (2006, '07, '10), two Big Ten tournament titles (2007, '10), an appearance in the Final Four (2007) and one N.I.T. championship (2008).

Counting his managerial experience, Peters left Columbus with a total of five varsity letters.

Hailing from Cincinnati, Ohio, Peters earned a bachelor's degree in special education from Ohio State in 2010. His father, Dan, is the director of basketball operations at the University of Akron.

### SUPPORT STAFF



**Benny Conger**  
Assistant Director/  
Equipment Operations



**Marissa Elias-Castaneda**  
Administrative Associate



**Mike Hausler**  
Video Services



**Richard Paige**  
Associate Media  
Relations Director



**Dr. Don Porter**  
Team Physician



**Marisol Quiroz**  
Director, Student-  
Athletes Invested in  
Learning

### 2011-12 MANAGERIAL STAFF



**David Buchanan**  
Moorpark, Calif.



**Trevor Derrett**  
San Diego, Calif.



**Preston Fawcett**  
Seattle, Wash.



**Pharoah Green**  
Los Angeles, Calif.



**Joey Keener**  
Southfield, Mich.




**Aaron Levine**  
Oak Park, Calif.




**David Miller**  
Lavondale, Calif.




**Margarito Najera**  
Phoenix, Ariz.



**Nick Radenkovic**  
Downers Grove, Ill.



**Ben Sander**  
Clevs, Ohio



**Tyler Tatum**  
Tucson, Ariz.



**Kyle Vasey**  
Tucson, Ariz.



2010-11 RECORD Overall Home Away Neutral
ALL GAMES 30-8 17-0 7-4 6-4
CONFERENCE 14-4 9-0 5-4 0-0
NON-CONFERENCE 16-4 8-0 2-0 6-4

Player statistics table with columns: #, Player, GP, GS, Min, Avg, FG, FGA, Pct, 3FG, FGA, Pct, FT, FTA, Pct, REBOUNDS (Off, Def, Tot, Avg), PF, FO, A, TO, Blk, Stl, Pts, Avg.

SCORE BY PERIODS: 1st 2nd OT OT2 OT3 Total
Arizona 1379 1488 18 11 9 2905
Opponents 1176 1366 20 11 7 2580

Pac-10 Conference Games Only

Player statistics table for Pac-10 Conference Games Only, similar structure to the main table above.

SCORE BY PERIODS: 1st 2nd OT OT2 OT3 Total
Arizona 660 664 11 11 9 1355
Opponents 564 691 11 11 7 1284

2011 All-Pac-10 Team

FIRST TEAM

Table listing first team members with columns: Name, School, Pos, Yr., Hometown.

SECOND TEAM

Table listing second team members with columns: Name, School, Pos, Yr., Hometown.

Honorable Mention (also receiving 3 votes): Ty Abbott (ASU, Sr., G), Allen Crabbe (CAL, Fr., G), Lamont Jones (ARIZ, So., G), Josh Owens (STAN, Jr., F).

2011 Pac-10 All-Freshman Team

Table listing freshman team members with columns: Name, School, Pos, Hometown.

Honorable Mention: Jordin Mayes (ARIZ, G), Terrence Ross (WASH, G).

2010-11 Pac-10 Conference

Players of the Week

- Nov. 22 Reeves Nelson, So., F, UCLA
Nov. 29 Klay Thompson, Jr., G, Washington St.
Dec. 6 Derrick Williams, So., F, Arizona
Dec. 13 Klay Thompson, Jr., G, Washington St.
Dec. 20 Reeves Nelson, So., F, UCLA
Dec. 27 Jio Fontan, Jr., G, USC
Jan. 3 Matthew Bryan-Amaning, Sr., F, Wash.
Jan. 10 Isaiah Thomas, Jr., G, Washington
Jan. 17 Derrick Williams, So., F, Arizona
Jan. 24 Isaiah Thomas, Jr., G, Washington
Jan. 31 Lamont Jones, So., G, Arizona
Feb. 7 Joevan Catron, Sr., F, Oregon
Feb. 14 Isaiah Thomas, Jr., G, Washington
Feb. 21 Derrick Williams, So., F, Arizona







2010-11 Season Schedule & Results (30-8, 14-4)

Date	Time	Opponent	Score	Attend
11/14/10	3 p.m. MST	IDAHO STATE	W 90-42	12142
11/18/10	6:30 p.m. MT	NEW MEXICO STATE	W 83-57	13590
11/21/10	3 p.m. MST	% NORTHERN COLORADO	W 93-70	12057
11/23/10	6:30 p.m. MT	% BETHUNE-COOKMAN	W 78-45	11762
11/26/10	7:30 p.m. PT	^ vs. Santa Clara	W 82-59	4010
11/27/10	7:30 p.m. PT	^ vs. Kansas	W 79-87	L 5120
12/01/10	7 p.m. CST	at Rice	W 84-57	2680
12/5/10	2 p.m. MST	# OKLAHOMA	W 83-60	13025
12/8/10	6:30 p.m. MT	CAL STATE FULLERTON	W 73-62	12199
12/11/10	4 p.m. MST	+ vs. Brigham Young	W 65-87	L 15814
12/16/10	7:30 p.m. MT	! NORTHERN ARIZONA	W 63-58	13557
12/19/10	4:45 p.m. ET	at North Carolina State	W 72-62	16119
12/22/10	6:30 p.m. MT	ROBERT MORRIS	W 82-56	13982
12/30/10	7 p.m. PST	* at Oregon	W 76-57	6498
1/2/11	7 p.m. PST	* at Oregon State	W 75-76	L 5218
1/6/11	8:30 p.m. MT	* CALIFORNIA	W 73-71	13863
1/9/11	12:30 pm MST	* STANFORD	W 67-57	14374
1/15/11	12:30 pm MST	* ARIZONA STATE	W 80-69	14601
1/20/11	7:30 p.m. PT	* at Washington	W 68-85	L 10000
1/22/11	7:35 p.m. PT	* at Washington State	W 65-63	8850
1/27/11	7 p.m. MST	* UCLA	W 85-74	14528
1/29/11	5:30 p.m. MT	* USC	W 82-73	14613
2/3/11	6 p.m. PST	* at Stanford	W 78-69	5532
2/5/11	5 p.m.	* at California	Wo3 107-105	9723
2/13/11	7 p.m. MST	* at Arizona State	W 67-52	10189
2/17/11	6:30 p.m. MT	* WASHINGTON STATE	W 79-70	14456
2/19/11	4 p.m. MST	* WASHINGTON	W 87-86	14619
2/24/11	7:30 p.m. PT	* at USC	W 57-65	L 6857
2/26/11	1 p.m. PST	* at UCLA	W 49-71	L 11986
3/3/11	7 p.m. MST	* OREGON STATE	W 70-59	14588
3/5/11	Noon MST	* OREGON	W 90-82	14605
3/10/11	2:45 p.m. PT	\$ vs. Oregon State	W 78-69	10782
3/11/11	6:10 p.m. PT	\$ vs. USC	W 67-62	13190
3/12/11	3:15 p.m. PT	\$ vs. Washington	W 75-77	Lot 12074
3/18/11	2:40 p.m. CT	+ vs. Memphis	W 77-75	12631
3/20/11	5:10 p.m. CT	+ vs. Texas	W 70-69	15839
3/24/11	6:45 p.m. PT	& vs. Duke	W 93-77	17890
3/26/11	4:05 p.m. PT	& vs. Connecticut	W 63-65	L 17856

\* = Pacific-10 Conference game / # = Big 12/Pac-10 Hardwood Series / % = iBN Sports Las Vegas Invitational, Tucson, Ariz. / ^ = iBN Sports Las Vegas Invitational, Las Vegas, Nev. / + = at Energy Solutions Arena, Salt Lake City, Utah / ! = Fiesta Bowl Basketball Classic, Tucson, Ariz. / \$ = Pacific Life Pac-10 Tournament, Los Angeles, Calif. / ++ = 2011 NCAA West Region Second/Third Round Games, Tulsa, Okla. / & = 2011 NCAA West Regional, Anaheim, Calif.

ATTENDANCE SUMMARY	GAMES	TOTALS	AVG/GAME
HOME	17	232561	13680
AWAY	11	93652	8514
NEUTRAL	10	125206	12521
TOTAL	38	451419	11879

Final 2010-11 Pacific-10 Conference Men's Basketball Standings

	CONFERENCE					OVERALL					
	W	L	Pct.	Home	Away	W	L	Pct.	Home	Away	Neut.
ARIZONA (NCAA)	14	4	.778	9-0	5-4	30	8	.789	17-0	7-4	6-4
UCLA (NCAA)	13	5	.722	8-1	5-4	23	11	.676	16-2	5-5	2-4
#Washington (NCAA)	11	7	.611	7-2	4-5	24	11	.686	14-2	5-6	5-3
USC (NCAA)	10	8	.556	6-3	4-5	19	15	.559	12-4	5-8	2-3
California (NIT)	10	8	.556	6-3	4-5	18	15	.545	12-6	5-6	1-3
Washington State (NIT)	9	9	.500	6-3	3-6	22	13	.629	14-4	5-6	3-3
Oregon (CBI)	7	11	.389	4-5	3-6	21	18	.538	16-8	3-8	2-2
Stanford	7	11	.389	4-5	3-6	15	16	.484	11-5	3-9	1-2
Oregon State	5	13	.278	5-4	0-9	11	20	.355	9-7	1-12	1-1
Arizona State	4	14	.222	3-6	1-8	12	19	.387	8-7	2-10	2-2

# - Pacific Life Pac-10 Tournament Champion

2011 Pac-10 Conference Postseason Honors

- Pac-10 Player of the Year: *Derrick Williams, F, Arizona*
- Pac-10 Freshman of the Year: *Allen Crabbe, G, California*
- Pac-10 Defensive Player of the Year: *Marcus Simmons, G, USC*
- Pac-10 Most Improved Player: *Matthew Bryan-Amaning, F, Washington*
- Pac-10 Coach of the Year: *Sean Miller, Arizona*

2010-11 Boxscores

Game 1

Arizona 90, Idaho State 42  
Nov. 14, 2010 • Tucson, Ariz.

Holding a four-point lead with 11 minutes remaining in the first half, Arizona responded with a 26-0 run over the next 12:56 to put this game out of reach. The Cats shot 59.6 percent from the floor, posted a +15 rebound margin and limited ISU to just 28.1 percent shooting for the game. All 15 players on the roster saw action, 13 scored and four finished in double figures as UA built as much as a 53-point lead.

Idaho State	Min	FG-A	FT-A	Reb	Ast	PF	TP
Abner Moreira, f	30	0-6	0-0	2	2	3	0
Deividas Busma, c	28	8-14	0-2	8	0	4	16
Broderick Gilchrist, g	33	1-9	2-2	0	2	2	4
Chase Grabau, g	21	3-7	1-2	4	0	2	7
Mike Lacey, g	26	1-4	3-6	1	0	1	5
Phyllip Taylor	9	0-3	0-0	0	1	0	0
Kamil Gawrzydek	10	0-1	1-2	2	0	1	1
Nick Mason	11	1-4	0-0	0	0	0	3
Kenny McGowen	20	2-8	0-0	2	1	1	4
Andre' Hatcher	12	0-1	2-4	1	0	2	2
Team				4			
Totals	200	16-57	9-18	24	6	16	42

Arizona	Min	FG-A	FT-A	Reb	Ast	PF	TP
Derrick Williams, f	20	6-7	4-5	5	0	1	16
Jamelle Horne, f	18	2-5	0-0	5	1	2	5
Solomon Hill, f	20	4-7	2-2	8	1	2	10
Lamont Jones, g	20	2-5	2-2	1	4	2	6
Kyle Fogg, g	20	4-8	1-2	0	4	2	10
Dondre Wise	6	0-0	0-0	0	2	0	0
Kyryl Natyazhko	15	2-4	0-0	4	0	2	5
Daniel Bejarano	10	1-1	0-0	1	0	0	3
Kevin Parrom	14	1-2	2-2	2	3	0	4
Robert Arvizu	2	0-0	0-0	1	0	1	0
Jordin Mayes	17	2-4	0-0	3	4	1	6
Brendon Lavender	11	4-5	0-0	1	2	0	12
Jesse Perry	15	1-1	6-8	5	1	0	8
Alex Jacobson	9	1-1	0-0	0	0	3	2
Max Wiepking	3	1-2	0-0	1	0	1	3
Team				2			
Totals	200	31-52	17-21	39	22	17	90

Halftime: Arizona 41, Idaho State 15. 3-Point Goals: Idaho State 1-12 (Mason 1-4, McGowen 0-3, Gilchrist 0-2, Grabau 0-2, Taylor 0-1), Arizona 11-21 (Lavender 4-5, Mayes 2-4, Fogg 1-4, Horne 1-3, Wiepking 1-2, Bejarano 1-1, Natyazhko 1-1, Jones 0-1). Turnovers: Idaho State 12, Arizona 12. Officials: Tony Padilla, Michael Irving, Larry Spaulding. A: 12,142.

Game 2

Arizona 83, New Mexico State 57  
Nov. 18, 2010 • Tucson, Ariz.

Derrick Williams collected 27 points and 14 rebounds and the Wildcats got a big lift from the bench in rolling to the 26-point win. Trailing 9-7 just over seven minutes into the game, Sean Miller put in a whole new unit, igniting a decisive 14-0 run. Arizona shot 53.4 percent from the field and posted a 41-22 rebound advantage in holding NMSU to 36.5 points less than its scoring average entering the game.

New Mexico State	Min	FG-A	FT-A	Reb	Ast	PF	TP
Troy Gillenwater, f	37	9-18	5-5	6	0	4	25
Tyrone Watson, f	27	0-4	0-0	5	4	1	0
Hamid Rahman, c	24	1-7	2-9	2	0	4	4
Hernst Laroche, g	32	4-8	1-2	1	3	4	9
Gordo Castillo, g	23	2-2	0-0	0	1	0	5
Christian Kabongo	22	1-7	2-2	1	3	4	4
Bandja Sy	20	4-6	0-0	1	0	0	10
Tshildzi Nephawe	13	0-2	0-0	3	0	3	0
B.J. West	2	0-0	0-0	1	1	0	0
Team				2			
Totals	200	21-54	10-18	22	12	20	57

Arizona	Min	FG-A	FT-A	Reb	Ast	PF	TP
Derrick Williams, f	25	9-10	9-12	14	0	4	27
Jamelle Horne, f	25	3-8	4-5	4	0	3	10
Solomon Hill, f	30	5-8	0-0	5	3	1	10
Lamont Jones, g	28	1-7	1-2	1	5	1	3
Kyle Fogg, g	25	1-7	1-2	2	7	2	4
Dondre Wise	1	0-0	0-0	0	0	0	0
Kyryl Natyazhko	12	3-3	0-0	1	0	3	6
Daniel Bejarano	1	0-0	0-0	0	0	0	0
Kevin Parrom	17	2-3	0-0	6	2	1	5
Jordin Mayes	12	2-3	0-0	0	1	0	5
Brendon Lavender	10	3-5	0-0	2	3	0	8
Jesse Perry	11	2-4	1-2	3	0	0	5
Alex Jacobson	2	0-0	0-0	2	0	1	0
Max Wiepking	1	0-0	0-0	0	0	0	0
Team				1			
Totals	200	31-58	16-23	41	21	16	83

Halftime: Arizona 35, New Mexico State 26. 3-Point Goals: NMSU 5-15 (Gillenwater 2-5, Sy 2-4, Castillo 1-1, Watson 0-3, Laroche 0-1, Kabongo 0-1), Arizona 5-22 (Lavender 2-4, Fogg 1-7, Parrom 1-2, Mayes 1-2, Horne 0-4, Jones 0-2, Hill 0-1). Turnovers: NMSU 14, Arizona 13. Officials: Randy McCall, Scott Thornley, Bob Staffen. A: 13,590.





(Continued on next page)

Game 3

Arizona 93, Northern Colorado 70
iBN Sports Las Vegas Invitational, First Round
Nov. 21, 2010 • Tucson, Ariz.

Arizona showed offensive balance in running away from Northern Colorado, 93-70. Eight UA players scored seven or more points in a game that saw the Cats jump out to an early 8-0 lead and methodically build as much as a 35-point lead. Much of the damage was done early, as UA shot 64 percent from the field, posted a +11 rebound advantage and forced 10 UNC miscues in the first half.

Table with columns: Northern Colorado, Min, FG-A, FT-A, Reb, Ast, PF, TP. Rows include players like Chris Kaba, Neal Kingman, Mike Proctor, etc.

Table with columns: Arizona, Min, FG-A, FT-A, Reb, Ast, PF, TP. Rows include players like Derrick Williams, Jamelle Horne, Solomon Hill, etc.

Halftime: Arizona 57, Northern Colorado 31. 3-Point Goals: Northern Colorado 7-21 (Kaba 3-4, Kingman 2-5, Lloyd 2-4, Beitzel 0-4, Garnica 0-3, Addo 0-1). Arizona 9-30 (Lavender 2-5, Mayes 2-4, Horne 1-3, Williams 1-2, Hill 1-2, Fogg 1-2, Natyazhko 1-1, Bejarano 0-5, Jones 0-2, Parrom 0-2, Perry 0-2). Turnovers: Northern Colorado 14, Arizona 14. Officials: David Hall, Bruce Hicks, Milt Stowe. A: 12,057.

Game 4

Arizona 78, Bethune-Cookman 45
iBN Sports Las Vegas Invitational, Second Round
Nov. 23, 2010 • Tucson, Ariz.

Arizona shook off a sluggish start and dominated the play in the second half to pull away, 78-45. UA shot 58 percent from the field, committed just three turnovers, limited B-CU to just 31 percent shooting and outscored the visiting Wildcats, 48-22, in the period. Jamelle Horne tallied 13 points and five boards, while Kyle Fogg added 12 points and five assists.

Table with columns: Bethune-Cookman, Min, FG-A, FT-A, Reb, Ast, PF, TP. Rows include players like Javoris Bryant, Garrus Holloman, Alexander Starling, etc.

Table with columns: Arizona, Min, FG-A, FT-A, Reb, Ast, PF, TP. Rows include players like Derrick Williams, Jamelle Horne, Solomon Hill, etc.

Halftime: Arizona 30, Bethune-Cookman 23. 3-Point Goals: B-CU 1-9 (Trapp 1-4, Dukes 0-4, Holloman 0-1). Arizona 7-19 (Horne 2-4, Fogg 2-4, Lavender 1-4, Jones 1-3, Williams 1-1, Parrom 0-1, Mayes 0-1). Turnovers: B-CU 15, Arizona 12. Officials: Mike Littlewood, Don McAllister, Ruben Ramos. A: 11,762.

Game 5

Arizona 82, Santa Clara 59
iBN Sports Las Vegas Invitational, Third Round
Nov. 26, 2010 • Las Vegas, Nev.

Derrick Williams (22) and Solomon Hill (20) combined for 42 points as Arizona pulled away in the second half. The UA frontcourt duo combined to make 17-of-20 free throw attempts in the second period, helping the Cats outscore the Broncos, 48-31, after the break. Arizona broke the game open with a 12-2 run over 4:16 in which eight of the points came from the line. All told, Arizona held a 27-6 advantage from the line. Jamelle Horne and Kevin Parrom added 12 points apiece.

Table with columns: Santa Clara, Min, FG-A, FT-A, Reb, Ast, PF, TP. Rows include players like Troy Payne, Ben Dowdell, Marc Trasolin, etc.

Table with columns: Arizona, Min, FG-A, FT-A, Reb, Ast, PF, TP. Rows include players like Derrick Williams, Jamelle Horne, Solomon Hill, etc.

Halftime: Arizona 34, Santa Clara 28. 3-Point Goals: SCU 3-13 (Foster 1-6, Smith 1-1, Roquemore 1-1, Trasolin 0-2, Cowels 0-2, Clarke 0-1). Arizona 9-19 (Horne 3-6, Williams 3-3, Parrom 2-3, Perry 1-3, Fogg 0-2, Mayes 0-1, Lavender 0-1). Turnovers: SCU 24, Arizona 17. Officials: Sean Hull, Raymond Styons, Joe DeMayo. A: 4,010.

Game 6

No. 6 Kansas 87, Arizona 79
iBN Sports Las Vegas Invitational, Final Round
Nov. 27, 2010 • Las Vegas, Nev.

Kansas made the majority of plays both early and late to prevail by eight. The Jayhawks built as much as a 16-point lead midway through the first half before Arizona came all the way back to take as much as a four-point lead of its own in the second period. KU outscored Arizona 12-7 in the last three minutes, placed six players in double figures and held a 27-15 lead in turnover points to offset a 27-point, eight-rebound performance by Derrick Williams.

Table with columns: Arizona, Min, FG-A, FT-A, Reb, Ast, PF, TP. Rows include players like Derrick Williams, Jamelle Horne, Solomon Hill, etc.

Table with columns: Kansas, Min, FG-A, FT-A, Reb, Ast, PF, TP. Rows include players like Marcus Morris, Markieff Morris, Tyshawn Taylor, etc.

Halftime: Kansas 44, Arizona 39. 3-Point Goals: Arizona 10-27 (Fogg 4-8, Horne 2-5, Williams 2-3, Mayes 1-3, Hill 1-2, Jones 0-2, Lavender 0-2, Parrom 0-2). Kansas 5-14 (Releford 2-3, McMorris 2-2, Mk. Morris 1-2, Reed 0-4, Morningstar 0-2, Johnson 0-1). Turnovers: Arizona 19, Kansas 12. Officials: Ray Natili, Sean Hull, Raymond Styons. A: 5,120.

Game 7

Arizona 84, Rice 57
Dec. 1, 2010 • Houston, Texas

Six different Wildcats scored points in a decisive 17-2 run that covered 5:31 of the first half as UA pulled away from Rice in its first true road game of the season. Derrick Williams posted his second double-double of the season (18 pts./10 reb.) to lead four Cats in double figures. Arizona limited Rice to .375 shooting and outboarded the Owls, 36-25, in building as much as a 28-point lead.

Table with columns: Arizona, Min, FG-A, FT-A, Reb, Ast, PF, TP. Rows include players like Derrick Williams, Jamelle Horne, Solomon Hill, etc.

Table with columns: Rice, Min, FG-A, FT-A, Reb, Ast, PF, TP. Rows include players like Arsalan Kazemi, Lucas Kuipers, Trey Stanton, etc.

Halftime: Arizona 37, Rice 21. 3-Point Goals: Arizona 11-26 (Horne 4-7, Mayes 2-6, Fogg 2-5, Jones 1-3, Williams 1-1, Natyazhko 1-1, Hill 0-1, Parrom 0-1, Lavender 0-1). Rice 2-11 (Frizzelle 1-2, Pflieger 1-2, Kuipers 0-5, Stanton 0-1, Abraham 0-1). Turnovers: Arizona 14, Rice 13. Officials: Ruben Ramos, Bobby McRoy, Deron White. A: 2,680.

Game 8

Arizona 83, Oklahoma 60
Big 12/Pac-10 Hardwood Series
Dec. 5, 2010 • Tucson, Ariz.

Arizona used 56 percent shooting and a balanced offensive attack to pull away from Oklahoma. The Cats hit 11-of-16 three-point field goal attempts, saw seven players score eight or more points, committed a season-low 10 turnovers and never trailed. Bench scoring made the difference as Arizona outscored Oklahoma, 37-10.

Table with columns: Oklahoma, Min, FG-A, FT-A, Reb, Ast, PF, TP. Rows include players like Andrew Fitzgerald, Cameron Clark, Nick Thompson, etc.

Table with columns: Arizona, Min, FG-A, FT-A, Reb, Ast, PF, TP. Rows include players like Derrick Williams, Jamelle Horne, Solomon Hill, etc.

Halftime: Arizona 40, Oklahoma 28. 3-Point Goals: Oklahoma 7-20 (Thompson 3-6, Davis 2-5, Pledger 2-4, Newell 0-2, Clark 0-1, Blair 0-1, Neal 0-1). Arizona 11-16 (Mayes 3-6, Horne 2-2, Hill 2-2, Parrom 1-2, Lavender 1-2, Williams 1-1, Fogg 1-1). Technicals: UA: Natyazhko (13:46/1st). Turnovers: Oklahoma 16, Arizona 10. Officials: Verne Harris, Kevin Brill, Mike Scyphers. A: 13,025.

ARIZONA



Game 9

Arizona 73, Cal State Fullerton 62  
Dec. 8, 2010 • Tucson, Ariz.

The Wildcats endured its worst offensive performance of the season, but still had just enough to earn an 11-point win. Derrick Williams collected his third double-double of the season (22 pts./10 reb.) and Kevin Parrom equaled a career high with 12 points. Arizona won this game on the glass, collecting 17 offensive rebounds and a +13 rebound margin en route to an 18-4 advantage in second-chance points.

Cal State Fullerton stats table with columns: Player, Min, FG-A, FT-A, Reb, Ast, PF, TP

Arizona stats table with columns: Player, Min, FG-A, FT-A, Reb, Ast, PF, TP

Halftime: Arizona 34, Cal State Fullerton 24. 3-Point Goals: CSUF 7-13 (Peltier 4-6, Webster 1-2, Brown 1-2, Jurich 1-1, Guardia 0-2). Arizona 8-25 (Fogg 2-7, Horne 2-6, Parrom 1-3, Williams 1-2, Hill 1-2, Mayes 1-1, Lavender 0-3, Jones 0-1). Turnovers: CSUF 15, Arizona 15. Officials: Ruben Ramos, Bob Staffen, MarcA. Beasley. A: 12,199.

Game 10

No. 18 BYU 87, Arizona 65

Dec. 11, 2010 • Salt Lake City, Utah

Jimmer Fredette scored a game-high 33 points to lead BYU to a 22-point win. The Cougars shot 55.6 percent from the field in the first half and used a 14-0 run early in the period to never look back. UA struggled offensively from the start, connecting on 28.1 percent of its shots from the field and committing seven turnovers in the first half before playing nearly even in the second. Lamont Jones scored all of his career-high 20 points in the second half.

Arizona stats table with columns: Player, Min, FG-A, FT-A, Reb, Ast, PF, TP

BYU stats table with columns: Player, Min, FG-A, FT-A, Reb, Ast, PF, TP

Halftime: BYU 44, Arizona 25. 3-Point Goals: Arizona 6-22 (Jones 4-5, Fogg 1-5, Parrom 1-4, Home 0-2, Hill 0-2, Lavender 0-2, Williams 0-1, Perry 0-1). BYU 5-16 (Fredette 3-6, Hartsock 1-1, Magnusson 1-1, Emery 0-4, Abouo 0-3, Rogers 0-1). Turnovers: Arizona 15, BYU 10. Officials: Verne Harris, Mike Reed, Larry Spaulding. A: 15,814.

Game 11

Arizona 63, Northern Arizona 58  
Fiesta Bowl Basketball Classic  
Dec. 16, 2010 • Tucson, Ariz.

Kevin Parrom's bucket and free throw with 51 seconds remaining broke a 58-58 tie and Brendon Lavender's steal and dunk 34 seconds later sealed Arizona's come-from-behind five-point win. UA trailed by a 20-8 count 10 minutes into the contest and slowly worked its way back by taking care of the ball (season-low eight turnovers) and with solid shooting from behind the arc (10-of-22/.455). Parrom earned Most-Valuable-Player honors with a career-high 14 points to go with five rebounds, four assists and two steals.

Northern Arizona stats table with columns: Player, Min, FG-A, FT-A, Reb, Ast, PF, TP

Arizona stats table with columns: Player, Min, FG-A, FT-A, Reb, Ast, PF, TP

Halftime: Northern Arizona 31, Arizona 24. 3-Point Goals: NAU 3-6 (Rogers 1-4, Jones 1-1, Saldivar 1-1). Arizona 10-22 (Parrom 3-6, Mayes 2-4, Lavender 2-3, Williams 2-2, Hill 1-1, Fogg 0-5, Jones 0-1). Turnovers: NAU 16, Arizona 8. Officials: Ken Ditty, J.T. Orr, Deldre Carr. A: 13,557.

Game 12

Arizona 72, North Carolina State 62

Dec. 19, 2010 • Raleigh, N.C.

Derrick Williams scored a game-high 22 points and Arizona got welcome contributions from its bench in earning a 10-point road win. Kevin Parrom (11 pts.) and Jesse Perry (10 pts./6 reb.) combined for 21 points as UA led for the final 33 minutes. Arizona limited N.C. State to just 31.8 percent shooting, connected on 24-of-30 free throws and used its quickness to answer every NCSU challenge.

Arizona stats table with columns: Player, Min, FG-A, FT-A, Reb, Ast, PF, TP

North Carolina St. stats table with columns: Player, Min, FG-A, FT-A, Reb, Ast, PF, TP

Halftime: Arizona 36, North Carolina State 32. 3-Point Goals: Arizona 4-16 (Parrom 2-4, Lavender 1-3, Mayes 1-2, Fogg 0-2, Hill 0-2, Williams 0-1, Jones 0-1, Perry 0-1). NCSU 5-14 (Wood 4-7, Brown 1-1, Gonzalez 0-3, Harrow 0-2, Williams 0-1). Turnovers: Arizona 10, NCSU 14. Officials: Mike Eggers, Kevin Brill, Michael Irving. A: 16,119.

Game 13

Arizona 82, Robert Morris 56  
Dec. 22, 2010 • Tucson, Ariz.

Derrick Williams and Jesse Perry scored 17 of their 33 points in the second half as Arizona pulled away for the 26-point win. The duo scored 10 of UA's 12 points in a 12-2 burst to open the second half that put the game out of reach. The Cats shot 58 percent from the field after the break, limited RMU to 32 percent shooting and posted a 23-16 rebound advantage in the period. Kyle Fogg also added 11 points, while Kevin Parrom added five assists.

Robert Morris stats table with columns: Player, Min, FG-A, FT-A, Reb, Ast, PF, TP

Arizona stats table with columns: Player, Min, FG-A, FT-A, Reb, Ast, PF, TP

Halftime: Arizona 38, Robert Morris 28. 3-Point Goals: RMU 5-21 (Johnson 2-5, Abraham 1-6, Williams 1-4, Myers 1-3, Jones 0-2, Charles 0-1). Arizona 9-22 (Lavender 3-5, Fogg 2-4, Williams 1-2, Jones 1-2, Natyazhko 1-1, Mayes 1-1, Bejarano 0-2, Parrom 0-2, Home 0-2, Perry 0-1). Turnovers: RMU 13, Arizona 10. Officials: Randy McCall, Michael Reed, Larry Spaulding. A: 13,982.

Game 14

Arizona 76, Oregon 57

Dec. 30, 2010 • Eugene, Ore.

Kevin Parrom posted a career-high 20 points and eight rebounds to lead Arizona to a 19-point road win. The sophomore connected on 8-of-9 field goals, including 4-of-5 from three-point range, to spearhead a Wildcat attack that shot 56 percent from the floor and posted a +13 rebound margin. UA jumped out to an early 11-2 lead and never trailed. Three Wildcats finished in double figures and four grabbed five or more rebounds.

Arizona stats table with columns: Player, Min, FG-A, FT-A, Reb, Ast, PF, TP

Oregon stats table with columns: Player, Min, FG-A, FT-A, Reb, Ast, PF, TP

Halftime: Arizona 37, Oregon 22. 3-Point Goals: Arizona 6-12 (Parrom 4-5, Hill 2-2, Home 0-2, Jones 0-1, Mayes 0-1, Lavender 0-1). Oregon 1-17 (Catron 1-1, Singler 0-5, Armstead 0-3, Sim 0-3, Strowbridge 0-3, Loyd 0-2). Turnovers: Arizona 19, Oregon 10. Officials: Verne Harris, Michael Irving, Bobby McRoy. A: 6,498.

ARIZONA





Game 15
Oregon State 76, Arizona 75
Jan. 9, 2011 • Corvallis, Ore.

Arizona was its own worst enemy in a one-point loss, surrendering 19 turnovers, giving up 12 offensive boards in losing the rebound battle and missing 13 free throws. UA shot 56 percent from the field, but because of the lackluster effort found itself trailing for the final 19:32. Lamont Jones led all scorers with 20 points, while Derrick Williams (16) and Kyle Fogg (10) also reached double figures, but couldn't overcome a 17-2 OSU advantage in second-chance points.

Table with columns: Player, Min, FG-A, FT-A, Reb, Ast, PF, TP. Rows include Derrick Williams, Jesse Perry, Solomon Hill, Lamont Jones, Kyle Fogg, Kyril Natyazhko, Kevin Parrom, Jordin Mayes, Brendon Lavender, Jamelle Horne, Team, and Totals.

Table with columns: Player, Min, FG-A, FT-A, Reb, Ast, PF, TP. Rows include Oregon State players: Omari Johnson, Devon Collier, Angus Brandt, Jared Cunningham, Calvin Haynes, Kevin McShane, Ahmad Starks, Joe Burton, Lathen Wallace, Roberto Nelson, Team, and Totals.

Halftime: Tied at 28. 3-Point Goals: Arizona 6-20 (Lavender 1-5, Fogg 1-4, Parrom 1-3, Mayes 1-3, Horne 1-2, Williams 1-1, Hill 0-1, Jones 0-1). Oregon State 2-16 (Cunningham 1-3, Haynes 1-3, Johnson 0-3, Starks 0-3, Nelson 0-3). Turnovers: Arizona 19, Oregon State 14. Officials: Dick Cartmell, Michael Eggers, Tony Padilla. A: 5,218.

Game 16
Arizona 73, California 71
Jan. 6, 2011 • Tucson, Ariz.

Derrick Williams scored 19 of his career-high 31 points in the second half and got timely help from his teammates as Arizona erased a nine-point, second-half deficit in this two-point win. Jamelle Horne knocked down two treys midway through the period and Lamont Jones' bucket with 2:08 to go positioned the Cats to claim victory. Williams added 12 boards for his fourth double-double of the season. UA was able to win despite shooting just 40.4 percent from the field.

Table with columns: Player, Min, FG-A, FT-A, Reb, Ast, PF, TP. Rows include California players: Harper Kamp, Mark Sanders-Frison, Brandon Smith, Jorge Gutierrez, Allen Crabbe, Nigel Carter, Bak Bak, Richard Solomon, Emerson Murray, Team, and Totals.

Table with columns: Player, Min, FG-A, FT-A, Reb, Ast, PF, TP. Rows include Arizona players: Derrick Williams, Jesse Perry, Solomon Hill, Lamont Jones, Kyle Fogg, Kyril Natyazhko, Kevin Parrom, Jordin Mayes, Brendon Lavender, Jamelle Horne, Team, and Totals.

Halftime: California 33, Arizona 32. 3-Point Goals: California 4-10 (Crabbe 3-6, Gutierrez 1-4). Arizona 6-17 (Fogg 2-4, Horne 2-2, Williams 1-2, Hill 1-1, Parrom 0-3, Lavender 0-2, Perry 0-1, Jones 0-1, Mayes 0-1). Turnovers: California 12, Arizona 11. Officials: Kevin Brill, Mike Scyphers, Jim Giron. A: 13,863.

Game 17
Arizona 67, Stanford 57
Jan. 9, 2011 • Tucson, Ariz.

Jamelle Horne posted his first double-double of the season with 16 points and 12 rebounds to lead Arizona. The Cats used runs of 11-4 and 10-0 to build an 11-point cushion at halftime, eventually extending the lead to as many as 15 in the second half before Stanford cut it to 59-54 with four minutes to go. Horne hit two treys in the next two minutes to put things out of reach. Derrick Williams added 14 points and nine rebounds. The game was postponed for a day following a mass shooting in Tucson, whose victims included U.S. Rep. Gabrielle Giffords and U.S. District Court Judge John M. Roll.

Table with columns: Player, Min, FG-A, FT-A, Reb, Ast, PF, TP. Rows include Stanford players: Josh Owens, Dwight Powell, Aaron Bright, Jarrett Mann, Jeremy Green, Robbie Lemons, Gabriel Harris, Josh Huestis, Anthony Brown, Andrew Zimmerman, Jack Trotter, Team, and Totals.

Table with columns: Player, Min, FG-A, FT-A, Reb, Ast, PF, TP. Rows include Arizona players: Derrick Williams, Jesse Perry, Solomon Hill, Lamont Jones, Kyle Fogg, Kyril Natyazhko, Kevin Parrom, Jordin Mayes, Brendon Lavender, Jamelle Horne, Team, and Totals.

Halftime: Arizona 39, Stanford 28. 3-Point Goals: Stanford 2-12 (Green 1-5, Brown 1-4, Bright 0-2, Harris 0-1). Arizona 10-17 (Horne 4-4, Williams 2-2, Fogg 1-3, Lavender 1-3, Hill 1-1, Parrom 1-1, Mayes 0-2, Jones 0-1). Turnovers: Stanford 9, Arizona 15. Officials: Michael Reed, Michael Greenstein, Randy Burkhardt. A: 14,374.

Game 18
Arizona 80, Arizona State 69
Jan. 15, 2011 • Tucson, Ariz.

Powered by Derrick Williams' fifth double-double of the season, Arizona posted an 11-point win over its intrastate rival. Williams equaled a career high with 31 points and pulled down 10 rebounds, including 18 points in the second half. He scored nine points in a 23-6 run that covered nine minutes of the first half that gave UA control for good. Arizona posted a +15 rebound margin and had a 12-3 advantage in second chance points.

Table with columns: Player, Min, FG-A, FT-A, Reb, Ast, PF, TP. Rows include Arizona State players: Carrick Felix, Ruslan Pateev, Ty Abbott, Jamelle McMillan, Trent Lockett, Brandon Dunson, Kyle Cain, Jordan Bachynski, Chans Creekmur, Keala King, Marcus Jackson, Rihards Kuksiks, Team, and Totals.

Table with columns: Player, Min, FG-A, FT-A, Reb, Ast, PF, TP. Rows include Arizona players: Derrick Williams, Jesse Perry, Solomon Hill, Lamont Jones, Kyle Fogg, Kyril Natyazhko, Kevin Parrom, Jordin Mayes, Brendon Lavender, Jamelle Horne, Team, and Totals.

Halftime: Arizona 43, Arizona State 34. 3-Point Goals: Arizona State 6-20 (Abbott 2-7, Kuksiks 2-6, Felix 1-4, McMillan 1-3). Arizona 4-12 (Fogg 1-3, Parrom 1-2, Lavender 1-2, Mayes 1-1, Horne 0-3, Hill 0-1). Turnovers: Arizona State 9, Arizona 14. Officials: Dick Cartmell, Scott Twardoski, Kurt Walker. A: 14,601.

Game 19
No. 20 Washington 85, No. 25 Arizona 68
Jan. 20, 2011 • Seattle, Wash.

Arizona battled for as long as it could before the Cats were eventually worn down by Washington. UA took its last lead, 44-43, with 16 minutes to go, before UW pulled away, outscoring the visitors by 12 points over the last nine minutes. Isaiah Thomas was the difference, totaling 22 points and 11 assists to lead Washington, which shot 52 percent from the field and posted a +9 rebound margin in the second half. Derrick Williams paced Arizona with 22 points and 11 rebounds.

Table with columns: Player, Min, FG-A, FT-A, Reb, Ast, PF, TP. Rows include Arizona players: Derrick Williams, Jesse Perry, Solomon Hill, Lamont Jones, Kyle Fogg, Kyril Natyazhko, Kevin Parrom, Jordin Mayes, Brendon Lavender, Jamelle Horne, Team, and Totals.

Table with columns: Player, Min, FG-A, FT-A, Reb, Ast, PF, TP. Rows include Washington players: Matt Bryan-Amaning, Justin Holiday, Aziz N'Diaye, Isaiah Thomas, Scott Suggs, Venoy Overton, C.J. Wilcox, Terrance Ross, Darnell Gant, Team, and Totals.

Halftime: Washington 36, Arizona 31. 3-Point Goals: Arizona 5-15 (Parrom 2-5, Williams 1-2, Lavender 1-2, Fogg 1-1, Mayes 0-2, Horne 0-2, Jones 0-1). Washington 7-23 (Holiday 2-5, Thomas 2-3, Suggs 1-4, Ross 1-4, Gant 1-4, Wilcox 0-2, Overton 0-1). Turnovers: Arizona 12, Washington 14. Officials: Mark Reischling, Randy Burkhardt, Tom Spitznagel. A: 10,000.

Game 20
No. 25 Arizona 65, Washington State 63
Jan. 22, 2011 • Pullman, Wash.

Each half followed the same script, but what mattered most was that Arizona earned a hard-fought road win. Sluggish starts nearly doomed the Cats in both halves, as UA fell behind by 12 in the first and eight in the second before coming back strong and holding the lead at the final buzzer. Derrick Williams tallied 17 points and 19 rebounds and Jamelle Horne hit three key treys in the last five minutes to push the Cats into the lead. Led by Williams, Arizona outrebounded Washington State, 40-30, and enjoyed a 17-3 advantage in second chance points.

Table with columns: Player, Min, FG-A, FT-A, Reb, Ast, PF, TP. Rows include Arizona players: Derrick Williams, Jesse Perry, Solomon Hill, Lamont Jones, Kyle Fogg, Kyril Natyazhko, Kevin Parrom, Jordin Mayes, Brendon Lavender, Jamelle Horne, Team, and Totals.

Table with columns: Player, Min, FG-A, FT-A, Reb, Ast, PF, TP. Rows include Washington State players: DeAngelo Casto, Abe Lodwick, Marcus Capers, Klay Thompson, Reggie Moore, Will Dilorio, Faisal Aden, Brock Motum, Dre' Winston, Jr., Patrick Simon, Team, and Totals.

Halftime: Arizona 32, Washington State 31. 3-Point Goals: Arizona 11-18 (Horne 3-4, Lavender 2-2, Fogg 1-4, Jones 1-2, Mayes 1-2, Williams 1-1, Perry 1-1, Hill 1-1, Parrom 0-1). WSU 4-20 (Moore 2-4, Thompson 1-7, Aden 1-6, Lodwick 0-2, Motum 0-1). Turnovers: Arizona 16, WSU 11. Technicals: UA Coach Miller (11:53/2nd). Officials: Jim Giron, Don McAllister, Ken Ditty. A: 8,850.

ARIZONA

**Game 11**

**Arizona 85, UCLA 74**

Jan. 27, 2011 • Tucson, Ariz.

Arizona opened the second half on a 24-11 run in the first seven minutes and hung on for the 11-point win. The UA backcourt proved to be the difference, as Lamont Jones, Kyle Fogg and Jordin Mayes combined for 39 points, seven rebounds and five assists as the Wildcats outscored the Bruins, 14-4, in fast break points. Derrick Williams added 22 points and five boards to lead a UA club that shot 52 percent from the field and forced 19 UCLA turnovers.

UCLA	Min	FG-A	FT-A	Reb	Ast	PF	TP
Reeves Nelson, f	30	10-12	4-7	10	1	5	24
Tyler Honeycutt, f	38	1-8	6-6	11	2	2	8
Anthony Stover, c	11	0-0	0-0	1	0	1	0
Malcolm Lee, g	36	6-12	3-3	3	2	2	16
Lazerick Jones, g	23	0-7	0-0	1	6	4	0
Tyler Lamb	9	0-2	2-2	1	1	1	2
Jerime Anderson	22	4-8	2-3	2	1	3	11
Brendan Lane	12	0-0	0-0	1	1	1	0
Joshua Smith	19	3-9	7-10	1	1	4	13
Team				4			
Totals	200	24-58	24-31	35	15	23	74

Arizona	Min	FG-A	FT-A	Reb	Ast	PF	TP
Derrick Williams, f	29	7-10	6-10	5	1	1	22
Jesse Perry, f	23	2-6	3-4	3	2	3	7
Solomon Hill, f	23	3-4	0-0	3	1	5	8
Lamont Jones, g	28	6-11	4-4	2	3	0	17
Kyle Fogg, g	27	1-5	12-14	5	2	2	14
Kynyl Natyazhko	3	0-1	0-0	0	0	3	0
Kevin Parrom	17	3-4	0-0	3	1	4	6
Jordin Mayes	12	3-4	1-2	0	0	1	8
Brendon Lavender	14	1-4	0-0	0	2	0	2
Jamelle Horne	20	0-1	1-2	5	2	2	1
Alex Jacobson	4	0-0	0-0	1	1	2	0
Team				3			
Totals	200	26-50	27-36	30	15	23	85

**Halftime:** Arizona 38, UCLA 33. **3-Point Goals:** UCLA 2-15 (Lee 1-5, Anderson 1-4, Honeycutt 0-4, Jones 0-2). Arizona 6-10 (Williams 2-4, Hill 2-2, Jones 1-1, Mayes 1-1, Lavender 0-1, Horne 0-1). **Turnovers:** UCLA 19, Arizona 17. **Technicals:** UCLA Jones (17:03/2nd). **Officials:** Mike Littlewood, Jim Giron, Gregory Nixon. A: 14,528.

**Game 12**

**Arizona 82, USC 73**

Jan. 29, 2011 • Tucson, Ariz.

Led by Derrick Williams and Lamont Jones, Arizona got a balanced and accurate effort in securing a nine-point win. Williams and Jones combined for 12-of-12 shooting and 37 points, spearheading a Wildcat attack that saw the team shoot 61 percent from the field and had 10 players score points. Holding a 40-31 lead at the break, UA opened the second half with a 12-4 run to push the lead to 17, eventually reaching 20 points twice. Arizona starters were 20-of-29 from the field.

USC	Min	FG-A	FT-A	Reb	Ast	PF	TP
Alex Stepheson, f	31	2-5	3-6	11	1	3	7
Nikola Vucevic, f	25	8-16	2-5	7	2	4	18
Jio Fontan, g	27	3-6	3-4	1	3	2	12
Maurice Jones, g	33	1-6	3-6	2	1	3	6
Marcus Simmons, g	35	4-6	0-1	1	3	2	8
Donte Smith	32	5-12	2-3	4	4	0	14
Garrett Jackson	17	4-7	0-0	1	0	1	8
Team				1			
Totals	200	27-58	13-25	28	14	15	73

Arizona	Min	FG-A	FT-A	Reb	Ast	PF	TP
Derrick Williams, f	18	6-6	5-8	2	0	4	20
Jesse Perry, f	21	3-4	0-0	7	1	1	8
Solomon Hill, f	24	1-6	0-0	2	4	2	8
Lamont Jones, g	21	6-6	3-6	3	2	3	17
Kyle Fogg, g	31	4-7	0-0	3	6	2	8
Kynyl Natyazhko	8	0-3	0-0	1	0	1	0
Kevin Parrom	16	3-4	3-3	4	1	1	10
Jordin Mayes	20	3-4	0-0	1	1	0	8
Brendon Lavender	9	1-3	0-1	1	0	1	2
Jamelle Horne	17	2-3	1-1	4	0	3	5
Alex Jacobson	15	1-3	0-0	3	0	1	2
Team				0			
Totals	200	30-49	12-19	31	15	19	82

**Halftime:** Arizona 40, USC 31. **3-Point Goals:** USC 6-19 (Fontan 3-5, Smith 2-7, Jones 1-3, Jackson 0-2, Vucevic 0-1, Simmons 0-1). Arizona 10-19 (Williams 3-3, Mayes 2-3, Perry 2-2, Jones 2-2, Parrom 1-1, Hill 0-3, Natyazhko 0-2, Fogg 0-1, Lavender 0-1, Horne 0-1). **Turnovers:** USC 8, Arizona 12. **Technicals:** UA Coach Miller (12:12/2nd). **Officials:** Michael Eggers, Michael Irving, Tom Wood. A: 14,613.

**Game 23**

**No. 21 Arizona 78, Stanford 69**

Feb. 3, 2011 • Palo Alto, Calif.

Led by Lamont Jones, Arizona pulled away from Stanford late and moved into sole possession of first place in the Pac-10 standings. Jones scored 12 of his 15 points in the second half, including eight in the final five minutes, as UA outscored Stanford 18-9 in the final 3:47. Arizona shot 52.9 percent from the field and placed four players in double figures. UA connected on its last six shots to end the game and hit all eight free throws in the final 1:23.

Arizona	Min	FG-A	FT-A	Reb	Ast	PF	TP
Derrick Williams, f	33	8-14	5-8	8	2	5	21
Jesse Perry, f	29	5-9	1-1	5	0	2	12
Solomon Hill, f	21	2-3	2-2	6	2	3	6
Lamont Jones, g	26	4-7	7-7	0	1	2	15
Kyle Fogg, g	31	4-7	2-6	3	1	1	11
Kynyl Natyazhko	3	0-0	0-0	0	0	2	0
Kevin Parrom	20	2-4	2-4	3	4	0	7
Jordin Mayes	14	0-2	0-0	0	1	1	0
Brendon Lavender	9	2-4	0-0	1	0	1	6
Jamelle Horne	11	0-1	0-0	4	1	3	0
Alex Jacobson	3	0-0	0-0	0	0	1	0
Team				2			
Totals	200	27-51	19-28	32	12	21	78

Stanford	Min	FG-A	FT-A	Reb	Ast	PF	TP
Josh Owens, f	26	5-8	3-7	9	1	4	13
Dwight Powell, f	24	2-7	2-2	4	1	3	6
Anthony Brown, g	30	1-5	0-0	3	1	1	3
Jarrett Mann, g	38	4-7	3-5	8	5	4	11
Jeremy Green, g	29	8-21	3-4	1	0	3	21
Aaron Bright	16	1-5	0-0	1	0	3	2
Josh Huestis	19	2-2	0-0	3	1	2	4
Andrew Zimmermann	4	0-1	0-0	0	0	1	0
John Gage	13	3-7	0-0	3	0	0	9
Jack Trotter	1	0-0	0-0	1	0	2	0
Team				4			
Totals	200	26-63	11-18	37	9	24	69

**Halftime:** Arizona 39, Stanford 33. **3-Point Goals:** Arizona 5-12 (Lavender 2-3, Fogg 1-3, Parrom 1-2, Perry 1-1, Williams 0-1, Jones 0-1, Mayes 0-1). Stanford 6-25 (Gage 3-7, Green 2-9, Brown 1-3, Bright 0-3, Mann 0-2, Powell 0-1). **Turnovers:** Arizona 10, Stanford 8. **Officials:** Dick Cartmell, Bill Kennedy, Rick Batsell. A: 5,532.

**Game 24**

**No. 21 Arizona 107, California 105 (3OT)**

Feb. 5, 2011 • Berkeley, Calif.

It took three overtimes to do so, but Arizona earned one of its most memorable victories in quite a while by outlasting California. Lamont Jones converted a game-tying conventional three-point play with 16 seconds to go in regulation, another tying trey with five seconds to go in the second overtime, and added the go-ahead-for-good lay-up with 1:03 left in the third extra period en route to a career-high 27, while Kevin Parrom scored 13 of his career-best 25 in the extra periods to go with six boards and six assists and Derrick Williams added 12 points and 18 rebounds. The Wildcat bench outscored Cal, 52-3, in the 275-minute affair, which was UA's longest game since 1973.

Arizona	Min	FG-A	FT-A	Reb	Ast	PF	TP
Derrick Williams, f	33	5-8	1-4	18	1	5	12
Jesse Perry, f	23	2-5	0-0	3	0	5	4
Solomon Hill, f	34	1-4	3-4	6	2	4	5
Lamont Jones, g	39	9-18	7-9	1	1	5	27
Kyle Fogg, g	32	1-9	4-5	1	2	3	7
Kynyl Natyazhko	5	1-1	0-0	0	0	1	2
Kevin Parrom	36	9-12	4-5	6	6	3	25
Jordin Mayes	17	3-8	0-0	2	1	0	9
Brendon Lavender	19	1-3	4-4	0	3	1	7
Jamelle Horne	36	3-6	0-0	6	0	3	9
Alex Jacobson	1	0-0	0-0	0	0	1	0
Team				2			
Totals	275	35-74	23-31	45	16	31	107

California	Min	FG-A	FT-A	Reb	Ast	PF	TP
Harper Kamp, f	55	11-20	11-14	10	2	4	33
Mark Sanders-Frison, f	27	3-7	2-5	3	2	5	8
Jorge Gutierrez, g	40	8-9	7-8	1	4	5	25
Brandon Smith, g	53	2-10	3-6	8	11	3	9
Allen Crabbe, g	54	9-21	6-7	7	4	2	27
Bak Bak	19	0-1	0-0	3	0	2	0
Richard Solomon	21	1-1	1-2	3	0	4	3
Emerson Murray	6	0-0	0-0	0	0	0	0
Team				4			
Totals	275	34-69	30-42	39	23	25	105

**Halftime:** Arizona 44, California 38. **End of Regulation:** Tied at 76. **End of OT1:** Tied at 87. **End of OT2:** Tied at 98. **3-Point Goals:** Arizona 14-34 (Parrom 3-5, Mayes 3-4, Horne 3-4, Jones 2-6, Fogg 1-7, Lavender 1-3, Williams 1-1, Hill 0-3, Perry 0-1), California 7-12 (Crabbe 3-6, Smith 2-4, Gutierrez 2-2). **Turnovers:** Arizona 15, California 12. **Officials:** Tony Padilla, Randy Burkhart, Milt Stowe. A: 9,723.

**Game 25**

**No. 15 Arizona 67, Arizona State 52**

Feb. 13, 2011 • Tempe, Ariz.

Kyle Fogg exploded for a career-high 26 points to lead Arizona to its sixth consecutive win. The junior connected on 7-of-13 field goal attempts, including 6-of-9 from three-point range to lead an offense that connected on just 40 percent of its attempts for the game. UA outrebounded ASU, 36-31, and converted 13 Sun Devil turnovers into 13 points to build as much as a 19-point lead. Derrick Williams tallied 11 points, while Jesse Perry scored all 10 of his points in the second half.

Arizona	Min	FG-A	FT-A	Reb	Ast	PF	TP
Derrick Williams, f	29	4-5	3-3	5	0	5	11
Jesse Perry, f	26	4-11	1-1	7	3	2	10
Solomon Hill, f	22	0-4	4-4	6	0	2	4
Lamont Jones, g	27	0-6	2-2	0	6	0	2
Kyle Fogg, g	31	7-13	6-6	2	3	2	26
Kynyl Natyazhko	4	1-1	0-0	0	0	1	2
Kevin Parrom	19	1-4	1-2	8	1	0	4
Jordin Mayes	13	3-5	0-0	0	0	1	7
Brendon Lavender	9	0-0	0-1	2	1	2	0
Jamelle Horne	16	0-1	1-2	2	2	1	1
Alex Jacobson	4	0-0	0-0	0	0	1	0
Team				4			
Totals	200	20-50	18-21	36	16	17	67

Arizona State	Min	FG-A	FT-A	Reb	Ast	PF	TP
Kyle Cain, f	24	2-4	1-2	5	0	3	5
Rihards Kukšiks, f	18	1-6	0-0	2	1	2	3
Ty Abbott, g	33	3-13	0-0	4	2	1	7
Jamelle McMillan, g	32	5-8	1-1	1	5	3	12
Trent Lockett, g	30	3-10	4-8	4	3	1	10
Carrick Felix	20	1-3	0-0	4	0	4	3
Corey Hawkins	4	0-0	0-0	0	0	0	0
Brandon Dunson	2	0-0	0-0	0	0	0	0
Jordan Bachynski	9	2-3	0-0	2	0	1	4
Chanse Creekmur	13	0-1	0-0	0	0	2	0
Keala King	8	2-3	0-0	2	0	0	4
Ruslan Pateev	7	1-2	2-3	2	0	1	4
Team				5			
Totals	200	20-53	8-14	31	11	18	52



Game 27
No. 12 Arizona 87, Washington 86
Feb. 19, 2011 • Tucson, Ariz.

A Solomon Hill put-back with 22 seconds to go and a Derrick Williams blocked shot with 1.8 seconds remaining enabled Arizona to claim a one-point win. UA crushed Washington on the boards, 40-25, which helped the Cats offset better shooting (.540/.448) and fewer turnovers (11/19) by the Huskies.

Table with columns: Player, Min, FG-A, FT-A, Reb, Ast, PF, TP. Rows include Washington players like Matthew Bryan-Amaning, Justin Holiday, and totals.

Table with columns: Player, Min, FG-A, FT-A, Reb, Ast, PF, TP. Rows include Arizona players like Derrick Williams, Jesse Perry, and totals.

Halftime: Arizona 49, Washington 40. 3-Point Goals: Washington 5-16 (Wilcox 4-8, Holiday 1-3, Thomas 0-2, Ross 0-2, Gant 0-1). Arizona 11-18 (Jones 3-6, Parrom 2-3, Williams 2-2, Horne 1-3, Mayes 1-2, Perry 1-1, Fogg 1-1). Turnovers: Washington 11, Arizona 19. Officials: Tony Padilla, Mike Scyphers, Don McAllister. A: 14,619.

Game 28
USC 65, No. 10 Arizona 57
Feb. 24, 2011 • Los Angeles, Calif.

Nikola Vucevic scored 10 of his game-high 25 points in the last four minutes to lead USC to victory and end UA's eight-game win streak. Arizona led 54-50 with 3:59 to go before succumbing to Vucevic's closing push that saw USC outscore UA 15-3 in that span.

Table with columns: Player, Min, FG-A, FT-A, Reb, Ast, PF, TP. Rows include Arizona players like Derrick Williams, Jesse Perry, and totals.

Table with columns: Player, Min, FG-A, FT-A, Reb, Ast, PF, TP. Rows include USC players like Alex Stepheson, Nikola Vucevic, and totals.

Halftime: Arizona 28, USC 25. 3-Point Goals: Arizona 6-19 (Jones 2-5, Parrom 1-2, Mayes 1-2, Horne 1-2, Hill 1-1, Williams 0-3, Fogg 0-2, Perry 0-1, Lavender 0-1). USC 1-10 (Fontan 1-3, Vucevic 0-3, Smith 0-3, Jones 0-1). Turnovers: Arizona 11, USC 8. Technicals: USC Coach O'Neill (9:03/1st). Officials: Jim Giron, Frank Harvey, III, Scott Twardoski. A: 6,857.

Game 29
UCLA 71, No. 10 Arizona 49
Feb. 26, 2011 • Los Angeles, Calif.

Arizona had no answer for the UCLA frontline, as Reeves Nelson, Tyler Honeycutt and Josh Smith combined for 49 points and 25 rebounds as the Bruins handed the Wildcats its worst loss of the season. Trailing 26-25 with 6:26 to go in the first, UCLA ripped off a 26-4 run over the next 10:30 and never looked back.

Table with columns: Player, Min, FG-A, FT-A, Reb, Ast, PF, TP. Rows include Arizona players like Derrick Williams, Kyle Perry, and totals.

Table with columns: Player, Min, FG-A, FT-A, Reb, Ast, PF, TP. Rows include UCLA players like Reeves Nelson, Tyler Honeycutt, and totals.

Halftime: UCLA 40, Arizona 30. 3-Point Goals: Arizona 4-19 (Fogg 2-5, Horne 1-4, Williams 1-2, Jones 0-2, Parrom 0-2, Mayes 0-2, Perry 0-1, Hill 0-1). UCLA 2-11 (Honeycutt 2-4, Jones 0-4, Lee 0-2, Haley 0-1). Turnovers: Arizona 6, UCLA 8. Officials: Kevin Brill, Bobby McRoy, J.T. Orr. A: 11,986.

Game 30
No. 18 Arizona 70, Oregon State 59
March 3, 2011 • Tucson, Ariz.

On the strength of a Derrick Williams double-double and solid shooting in the second half, Arizona clinched at least a share of the Pac-10 title with an 11-point win. Williams posted 15 points and 12 rebounds while the Wildcats shot 58.3 percent from the field after the break.

Table with columns: Player, Min, FG-A, FT-A, Reb, Ast, PF, TP. Rows include Oregon State players like Omari Johnson, Devon Collier, and totals.

Table with columns: Player, Min, FG-A, FT-A, Reb, Ast, PF, TP. Rows include Arizona players like Derrick Williams, Jesse Perry, and totals.

Halftime: Arizona 34, Oregon State 23. 3-Point Goals: OSU 4-14 (Starks 2-6, Johnson 1-3, Cunningham 1-3, Brandt 0-1, Haynes 0-1). Arizona 5-22 (Fogg 3-8, Parrom 1-4, Jones 1-3, Hill 0-3, Williams 0-1, Mayes 0-1, Lavender 0-1, Horne 0-1). Turnovers: OSU 22, Arizona 8. Technicals: OSU Collier (5:43/2nd), Brandt (4:23/2nd); UA Williams (4:23/2nd). Officials: Mike Littlewood, Bill Kennedy, Ruben Ramos. A: 14,588.

Game 31
No. 18 Arizona 90, Oregon 82
March 5, 2011 • Tucson, Ariz.

A balanced offensive attack paved the way as Arizona placed five players in double figures in outlasting Oregon. First-half efficiency proved to be the difference as the Cats outshot the Ducks, .593-.370, in the first half and held a 41-32 lead at the break. Derrick Williams and Kyle Fogg combined for 23 second half points to help Arizona withstand an Oregon rally that trimmed the lead to as few as six points.

Table with columns: Player, Min, FG-A, FT-A, Reb, Ast, PF, TP. Rows include Oregon players like E.J. Singler, Tyronne Nared, and totals.

Table with columns: Player, Min, FG-A, FT-A, Reb, Ast, PF, TP. Rows include Arizona players like Derrick Williams, Jamelle Horne, and totals.

Halftime: Arizona 41, Oregon 32. 3-Point Goals: Oregon 9-24 (Catron 4-7, Sim 2-6, Williams 2-2, Strowbridge 1-4, Armstead 0-3, Singler 0-1, Loyd 0-1). Arizona 11-25 (Fogg 4-7, Horne 2-3, Parrom 2-3, Williams 1-2, Lavender 1-2, Hill 0-3, Jones 0-3). Turnovers: Oregon 7, Arizona 10. Officials: Dick Cartmell, Mike Scyphers, Mark Reischling. A: 14,605.

Game 32
(1) Arizona 78, (9) Oregon State 69
Pacific Life Pac-10 Tournament Quarterfinal
March 10, 2011 • Los Angeles, Calif.

A quick 9-0 burst early in the second half pushed a one-point game to double digits and gave Arizona all the breathing room it needed in a 78-69 win over Oregon State. Derrick Williams scored 16 of his 22 points in the first half, and Lamont Jones (10) and Kevin Parrom (13) combined for 23 points in the second to lead the way.

Table with columns: Player, Min, FG-A, FT-A, Reb, Ast, PF, TP. Rows include Oregon State players like Joe Burton, Omari Johnson, and totals.

Table with columns: Player, Min, FG-A, FT-A, Reb, Ast, PF, TP. Rows include Arizona players like Kevin Parrom, Derrick Williams, and totals.

Halftime: Arizona 40, Oregon State 37. 3-Point Goals: OSU 7-15 (Starks 4-9, Cunningham 2-4, Brandt 1-1, Johnson 0-1). Arizona 11-21 (Williams 5-6, Jones 3-6, Fogg, 1-2, Hill 1-3, Horne 1-1, Mayes 0-2, Parrom 0-1). Turnovers: OSU 16, Arizona 16. Technicals: OSU Burton (10:25/2nd); UA Jones (10:25/2nd). Officials: Dick Cartmell, Kevin Brill, Bobby McRoy. A: 10,782.







**Game 33**

**(1) Arizona 67, (4) USC 62  
Pacific Life Pac-10 Tournament Semifinal  
March 11, 2011 • Los Angeles, Calif.**

Arizona's depth made the difference, as the Wildcat bench outscored USC, 23-4, en route to a 67-62 win over the Trojans in the semifinal of the 2011 Pacific Life Pac-10 Tournament. Jamelle Horne and Jordin Mayes led the UA reserves, combining for 16 points, and the duo scored all 10 points in a key 10-2 burst midway through the first half that pushed the lead to double figures. Derrick Williams led Arizona with 20 points, including UA's final six, but it was a key tray by Horne with 2:29 to go that kept the Trojans at bay.

USC	Min	FG-A	FT-A	Reb	Ast	PF	TP
Alex Stepheson, f	35	4-7	0-0	8	0	3	8
Nikola Vucevic, f	40	6-12	4-5	12	5	4	16
Jio Fontan, g	28	3-7	0-0	1	5	3	7
Donte Smith, g	39	3-11	0-0	2	1	2	7
Marcus Simmons, g	32	8-11	1-4	2	1	4	20
Maurice Jones	25	2-5	0-0	3	3	0	4
Garrett Jackson	1	0-0	0-0	0	0	1	0
Team				2			
Totals	200	26-53	5-9	30	15	17	62

Arizona	Min	FG-A	FT-A	Reb	Ast	PF	TP
Derrick Williams, f	30	7-10	5-6	6	2	2	20
Jesse Perry, f	24	4-7	3-4	4	0	2	11
Solomon Hill, f	30	0-3	0-1	3	2	1	0
Kevin Parrom, g	31	3-9	0-1	6	3	1	6
Lamont Jones, g	28	2-6	2-2	0	2	0	7
Kyryl Natyazhko	11	0-1	0-0	2	0	0	0
Jordin Mayes	12	3-6	0-0	2	3	4	8
Kyle Fogg	12	1-4	0-0	3	0	0	3
Brendon Lavender	7	1-1	1-2	0	0	1	4
Jamelle Horne	15	3-8	0-0	1	1	1	8
Team				5			
Totals	200	24-55	11-16	32	13	12	67

**Halftime:** Arizona 33, USC 28. **3-Point Goals:** USC 5-18 (Simmons 3-4, Smith 1-6, Fontan 1-2, Vucevic 0-3, Jones 0-3). Arizona 8-19 (Horne 2-6, Mayes 2-3, Williams 1-3, Jones 1-2, Fogg 1-2, Lavender 1-1, Parrom 0-1, Natyazhko 0-1). **Turnovers:** USC 9, Arizona 7. **Officials:** Mike Scyphers, Tony Padilla, Ruben Ramos. **A:** 13,190.

**Game 34**

**(3) Washington 77, (1) Arizona 75 (OT)  
Pacific Life Pac-10 Tournament Championship  
March 12, 2011 • Los Angeles, Calif.**

When it mattered most, Washington made every play it needed in earning the two-point, title-game win in overtime. Isaiah Thomas' step-back 18-footer at the buzzer capped a Husky effort that saw the team erase a four-point deficit with 26 seconds to go in regulation and force the extra session prior to Thomas' heroics. Washington's efforts on the glass led to a 17-7 advantage in second-chance points and erased a 24-point, 11-rebound effort from Derrick Williams.

Washington	Min	FG-A	FT-A	Reb	Ast	PF	TP
Matthew Bryan-Amaning, f	24	3-10	3-4	3	1	5	9
Justin Holiday, f	31	0-3	0-0	7	2	3	0
Isaiah Thomas, g	45	10-16	4-7	5	7	4	28
C.J. Wilcox, g	25	4-9	0-0	1	0	1	9
Terrence Ross, g	36	7-13	0-0	4	1	3	16
Aziz N'Diaye	18	2-4	0-0	7	0	4	4
Scott Suggs	17	2-5	0-1	2	1	2	5
Darnell Gant	29	2-6	1-2	8	0	3	6
Team				6			
Totals	225	30-66	8-14	43	12	25	77

Arizona	Min	FG-A	FT-A	Reb	Ast	PF	TP
Derrick Williams, f	40	8-14	8-13	11	2	2	24
Jesse Perry, f	21	2-4	2-2	6	1	2	6
Solomon Hill, f	35	3-6	6-8	3	1	2	12
Kevin Parrom, g	33	5-11	0-1	2	3	1	12
Lamont Jones, g	28	1-8	4-6	1	2	3	7
Kyryl Natyazhko	5	0-0	0-0	0	0	0	0
Jordin Mayes	17	2-2	0-0	2	1	1	6
Kyle Fogg	17	1-4	0-0	0	0	2	3
Brendon Lavender	5	0-1	0-0	0	0	0	0
Jamelle Horne	24	2-6	0-0	2	2	2	5
Team				5			
Totals	225	24-56	20-30	32	12	15	75

**Halftime:** Arizona 36, Washington 30. **End of Regulation:** Tied at 68. **3-Point Goals:** Washington 9-25 (Thomas 4-7, Ross 2-5, Wilcox 1-5, Suggs 1-3, Gant 1-3, Holiday 0-2). Arizona 7-21 (Parrom 2-5, Mayes 2-2, Jones 1-6, Horne 1-4, Fogg 1-3, Williams 0-1). **Turnovers:** Washington 12, Arizona 8. **Officials:** Dick Cartmell, Mike Reed, Michael Eggers. **A:** 12,074.

**Game 35**

**(5) Arizona 77, (12) Memphis 75  
NCAA Tournament, West Region Second Round  
March 18, 2011 • Tulsa, Okla.**

Derrick Williams posted his 12th double-double of the season, but it was his blocked shot with two seconds to go that proved to be most memorable in Arizona's two-point win in the second round of the 2011 NCAA Tournament. Williams (22 points/10 rebounds) and teammate Lamont Jones combined for 18 points in the second half as UA rallied from a 63-58 deficit with 9:06 to go and then needed the game-saving block to hold on to what was a five-point lead with as few as 23 ticks remaining.

Memphis	Min	FG-A	FT-A	Reb	Ast	PF	TP
Tarik Black, f	13	2-5	1-1	0	1	4	5
Antonio Barton, g	35	6-11	2-3	4	1	1	17
Chris Crawford, g	26	2-6	0-0	2	6	4	6
Charles Carmouche, g	15	1-2	4-4	3	0	4	6
Will Barton, g	34	6-14	0-0	4	4	3	12
Will Coleman	28	4-7	1-4	11	0	0	9
Joe Jackson	19	2-3	6-8	2	2	4	10
Wesley Witherspoon	28	3-5	3-4	3	2	4	10
D.J. Stephens	2	0-0	0-0	0	0	0	0
Team				4			
Totals	200	26-53	17-24	33	16	24	75

Arizona	Min	FG-A	FT-A	Reb	Ast	PF	TP
Derrick Williams, f	36	6-11	9-9	10	0	3	22
Jesse Perry, f	21	0-4	0-0	4	1	1	0
Solomon Hill, f	31	3-5	1-2	5	1	0	7
Kyle Fogg, g	23	1-5	2-2	0	2	4	4
Lamont Jones, g	30	5-10	7-8	2	0	2	18
Kyryl Natyazhko	3	0-0	0-0	0	1	0	0
Kevin Parrom	18	3-4	2-3	2	1	5	9
Jordin Mayes	14	2-2	3-3	1	1	4	8
Brendon Lavender	5	0-3	0-0	0	1	0	0
Jamelle Horne	19	3-6	2-4	4	3	2	9
Team				1			
Totals	200	23-50	26-31	29	11	21	77

**Halftime:** Arizona 41, Memphis 38. **3-Point Goals:** Memphis 6-15 (A. Barton 3-4, Crawford 2-5, Witherspoon 1-2, W. Barton 0-4). Arizona 5-19 (Horne 1-4, Parrom 1-2, Jones 1-2, Williams 1-1, Mayes 1-1, Fogg 0-4, Lavender 0-3, Perry 0-1, Hill 0-1). **Turnovers:** Memphis 15, Arizona 14. **Officials:** Jim Burr, Paul Janssen, Terry Oglesby. **A:** 12,631.

**Game 36**

**(5) Arizona 70, (4) Texas 69  
NCAA Tournament, West Region Third Round  
March 20, 2011 • Tulsa, Okla.**

In a game that featured four ties and two lead changes in the last three minutes, Arizona's Derrick Williams converted an and-one with nine seconds to go to give UA the lead, then the Wildcat defense held on for the one point win. Solomon Hill (16 points/8 rebounds) and Jordin Mayes (16 points/4-of-4 3-pt. FG) gave UA the offensive balance it needed in a game that it held the lead for 33:59, and the Cats hit 8-of-14 shots from three point range.

Arizona	Min	FG-A	FT-A	Reb	Ast	PF	TP
Derrick Williams, f	29	4-14	9-15	9	3	3	17
Jesse Perry, f	24	2-5	0-0	3	1	1	4
Solomon Hill, f	28	7-12	2-2	8	2	3	16
Kyle Fogg, g	30	2-2	0-0	3	4	1	5
Lamont Jones, g	21	0-6	0-0	3	2	1	0
Kyryl Natyazhko	16	0-1	0-0	1	0	3	0
Kevin Parrom	15	1-3	1-2	1	2	1	4
Jordin Mayes	19	6-7	0-0	1	2	3	16
Brendon Lavender	7	2-2	2-3	1	1	2	8
Jamelle Horne	11	0-2	0-0	0	0	2	0
Alex Jacobson	0+	0-0	0-0	0	0	0	0
Team				2			
Totals	200	24-54	14-22	32	17	20	70

Texas	Min	FG-A	FT-A	Reb	Ast	PF	TP
Gary Johnson, f	35	6-9	2-3	6	2	4	14
Jordan Hamilton, f	34	7-18	1-2	6	1	4	18
Tristan Thompson, c	36	1-4	1-2	6	0	4	3
Dogus Balbay, g	20	1-1	1-2	3	3	0	3
Cory Joseph, g	34	3-5	0-0	1	4	1	6
Jai Lucas	3	0-1	0-0	0	0	0	0
J'Covan Brown	25	5-13	13-13	3	3	3	23
Alexis Wangmene	9	1-2	0-0	4	0	1	2
Matt Hill	4	0-0	0-0	0	0	0	0
Team				4			
Totals	200	24-53	18-22	33	13	17	69

**Halftime:** Arizona 36, Texas 25. **3-Point Goals:** Arizona 8-14 (Mayes 4-4, Lavender 2-2, Parrom 1-2, Fogg 1-1, Williams 0-3, Perry 0-1, Horne 0-1). Texas 3-11 (Hamilton 3-7, Brown 0-3, Lucas 0-1). **Turnovers:** Arizona 12, Texas 13. **Officials:** Dick Cartmell, Jim Burr, Paul Janssen. **A:** 15,839.

**Game 37**

**(5) Arizona 93, (1) Duke 77  
NCAA Tournament, West Regional Semifinal  
March 24, 2011 • Anaheim, Calif.**

Derrick Williams scored 25 of his career-high 32 points in the first half, and his teammates repaid the favor by blitzing Duke in the second period en route to a 16-point win. Despite Williams' early efforts, Duke led 44-38 at the break before Arizona took the game over with a 19-2 run that covered 4:11. In the decisive period, the Wildcats outscored the Blue Devils, 55-33, outshot, .583-.375, and outrebounded them 25-9, to hand Duke its worst loss of the year. In addition to Williams, who added 13 boards, two assists and two steals, Lamont Jones posted 16 points and six assists, while Solomon Hill added 13 points and five rebounds.

Arizona	Min	FG-A	FT-A	Reb	Ast	PF	TP
Derrick Williams, f	35	11-17	5-6	13	2	2	32
Jesse Perry, f	22	2-6	1-2	6	3	1	5
Solomon Hill, f	28	5-8	3-4	5	1	2	13
Kyle Fogg, g	27	3-8	1-3	0	1	4	8
Lamont Jones, g	28	6-10	4-4	3	6	3	16
Kyryl Natyazhko	6	0-0	0-0	0	0	1	0
Kevin Parrom	20	3-4	0-0	1	0	2	7
Jordin Mayes	12	1-4	0-0	1	1	2	3
Brendon Lavender	7	1-2	0-0	1	1	1	2
Jamelle Horne	15	2-4	2-2	5	0	3	7
Team				5			
Totals	200	34-63	16-21	40	15	21	93

Duke	Min	FG-A	FT-A	Reb	Ast	PF	TP
Mason Plumlee, f	32	3-5	2-2	7	3	1	8
Kyle Singler, f	35	7-11	2-3	8	1	4	18
Miles Plumlee, f	13	1-3	0-0	3	0	3	2
Nolan Smith, g	34	3-14	2-4	5	2	2	8
Seth Curry, g	9	1-2	0-0	0	1	2	2
Kyrie Irving	31	9-15	8-9	0	3	3	28
Tyler Thornton	8	0-0	2-2	0	0	1	2
Josh Hairston	2	0-0	0-0	0	0	0	0
Andre Dawkins	22	3-5	2-2	1	0	3	9
Ryan Kelly	14	0-3	0-0	2	0	1	0
Team				1			
Totals	200	27-58	18-22	27	10	20	77

**Halftime:** Duke, 44, Arizona 38. **3-Point Goals:** Arizona 9-15 (Williams 5-6, Fogg 1-5, Parrom 1-1, Mayes 1-1, Horne 1-1, Perry 0-1). Duke 5-14 (Irving 2-4, Singler 2-3, Dawkins 1-2, Smith 0-3, Curry 0-1, Kelly 0-1). **Turnovers:** Arizona 12, Duke 11. **Officials:** John Higgins, Tom Eades, Mike Nance. **A:** 17,890.

**Game 38**

**(3) Connecticut 65, (5) Arizona 63  
NCAA Tournament, West Regional Final  
March 26, 2011 • Anaheim, Calif.**

In what was a defensive struggle, Arizona's +11 rebound margin and 19 offensive rebounds nearly offset poor shooting in a two-point decision. The Connecticut backcourt combined for 49 of the team's 65 points to stave off a Wildcat rally in the final three minutes. Both teams took turns holding the lead - there were seven lead changes in the game - and UA erased most of a six-point deficit with 2:31 to go, before missing a pair of potential game-winning treys in the final seven seconds. Derrick Williams led UA with 20 points, while Jesse Perry added 14 on 7-of-9 shooting.

Arizona	Min	FG-A	FT-A	Reb	Ast	PF	TP
Derrick Williams, f	26	5-13	9-12	5</			



27th Annual Fiesta Bowl Classic: Arizona vs. Clemson
Dec. 10, 2011, McKale Center, Tucson, Ariz.

Dec. 27 & 28, 1985

First Round
Boston College 74, Wisconsin 72
Arizona 54, Princeton 41
Consolation
Princeton 54, Wisconsin 49
Championship
Arizona 71, Boston College 61
All-Tournament Team
Steve Kerr, Arizona (MVP)
Craig McMillan, Arizona
Rick Olson, Wisconsin
Dominic Pressley, Boston College
Alan Williams, Princeton
Attendance
1st Night: 9,741; 2nd Night: 9,715
Total: 19,456

Dec. 27 & 29, 1986

First Round
Texas Tech 71, UNC Charlotte 61
Arizona 70, St. Bonaventure 64
Consolation
UNC Charlotte 88, St. Bonaventure 70
Championship
Arizona 53, Texas Tech 40
All-Tournament Team
Sean Elliott, Arizona (MVP)
Ron Bellamy, UNCC
Sean Gay, Texas Tech
Rocky Llewellyn, St. Bonaventure
Tom Tolbert, Arizona
Attendance
1st Night: 11,545; 2nd Night: 11,348
Total: 22,893

Dec. 29 & 30, 1987

First Round
Duke 93, Florida 70
Arizona 78, Michigan State 58
Consolation
Florida 83, Michigan State 59
Championship
Arizona 91, Duke 85
All-Tournament Team
Sean Elliott, Arizona (MVP)
Anthony Cook, Arizona
Steve Kerr, Arizona
Danny Ferry, Duke
Kevin Strickland, Duke
Vernon Maxwell, Florida
Attendance
1st Night: 13,284; 2nd Night: 13,270
Total: 26,554

Dec. 28 & 30, 1988

First Round
Pittsburgh 90, Northwestern 76
Arizona 106, Loyola (Ill.) 82
Consolation
Northwestern 94, Loyola (Ill.) 81
Championship
Arizona 88, Pittsburgh 62
All-Tournament Team
Sean Elliott, Arizona (MVP)
Walker Lambiotte, Northwestern
Sean Rooks, Arizona
Ken Lofton, Arizona
Gerald Hayward, Loyola (Ill.)
Brian Shorter, Pittsburgh
Attendance
1st Night: 13,679; 2nd Night: 13,681
Total: 27,360

Dec. 28 & 30, 1989

First Round
Purdue 66, Wake Forest 52
Arizona 74, Penn State 55
Consolation
Penn State 67, Wake Forest 63
Championship
Arizona 85, Purdue 66
All-Tournament Team
Jud Buechler, Arizona (MVP)
Matt Muehlebach, Arizona
Ean Fooks, Arizona
Ed Fogell, Penn State
Steve Scheffler, Purdue
Tony Jones, Purdue
Attendance
1st Night: 13,679; 2nd Night: 13,685
Total: 27,364

Dec. 27 & 29, 1990

First Round
Iowa State 81, Temple 79
Arizona 80, Pepperdine 66
Consolation
Temple 56, Pepperdine 55
Championship
Arizona 102, Iowa State 77
All-Tournament Team
Chris Mills, Arizona (MVP)
Matt Muehlebach, Arizona
Sean Rooks, Arizona
Doug Christie, Pepperdine
Victor Alexander, Iowa State
Mark Macon, Temple
Attendance
1st Night: 13,879; 2nd Night: 13,861
Total: 27,740

Dec. 28 & 30, 1991

First Round
Rutgers 95, Maryland 79
Arizona 83, Evansville 76
Consolation
Evansville 75, Maryland 64
Championship
Arizona 103, Rutgers 80
All-Tournament Team
Parrish Casebier, Evansville (MVP)
Chris Mills, Arizona
Sean Rooks, Arizona
Khalid Reeves, Arizona
Wayne Wornack, Arizona
Steve Worthy, Rutgers
Attendance
1st Night: 13,863; 2nd Night: 13,874
Total: 27,737

Dec. 28 & 30, 1992

First Round
West Virginia 80, LaSalle 67
Arizona 92, Delaware State 52
Consolation
LaSalle 83, Delaware State 74
Championship
Arizona 75, West Virginia 74
All-Tournament Team
Chris Mills, Arizona (MVP)
Khalid Reeves, Arizona
Andrew Miles, Delaware St.
Kareem Townes, La Salle
Pervires Green, West Virginia
Marsalis Basey, West Virginia
Attendance
1st Night: 13,992; 2nd Night: 13,988
Total: 27,980

Dec. 28 & 30, 1993

First Round
Michigan 102, Auburn 81
Arizona 111, Fordham 84
Consolation
Auburn 81, Fordham 60
Championship
Arizona 119, Michigan 95
All-Tournament Team
Khalid Reeves, Arizona (MVP)
Damon Stoudamire, Arizona
Ray Owes, Arizona
Juwana Howard, Michigan
Aubrey Wiley, Auburn
Derek Molis, Fordham
Attendance
1st Night: 13,987; 2nd Night: 13,988
Total: 27,975

Dec. 28 & 30, 1994

First Round
Texas Tech 67, Penn State 61
Arizona 95, Richmond 68
Consolation
Penn State 66, Richmond 53
Championship
Arizona 88, Texas Tech 82
All-Tournament Team
Damon Stoudamire, Arizona (MVP)
Matt Muehlebach, Arizona
Sean Rooks, Arizona
Ray Owes, Arizona
Ben Davis, Arizona
Mark Davis, Texas Tech
John Amaechi, Penn State
Kass Weaver, Richmond
Attendance
1st Night: 14,257; 2nd Night: 14,257
Total: 28,514

Dec. 28 & 30, 1995

First Round
Rutgers 69, Pacific 68
Arizona 88, Texas A&M 44
Consolation
Texas A&M 77, Pacific 72
Championship
Arizona 79, Rutgers 70
All-Tournament Team
Reggie Geary, Arizona (MVP)
Miles Simon, Arizona
Michael Dickerson, Arizona
Adam Jacobson, Pacific
Damon Santiago, Rutgers
Attendance
1st Night: 13,852; 2nd Night: 14,245
Total: 28,097

Dec. 28 & 30, 1996

First Round
Florida 63, Pennsylvania 71
Arizona 118, Robert Morris 54
Consolation
Florida 106, Robert Morris 69
Championship
Arizona 93, Pennsylvania 51
All-Tournament Team
Michael Dickerson, Arizona (MVP)
Jason Terry, Arizona
Michael Jordan, Pennsylvania
Kenyan Weeks, Florida
Bennett Davison, Arizona
Attendance
1st Night: 13,965; 2nd Night: 14,177
Total: 28,142

Dec. 28 & 30, 1997

First Round
Kansas State 70, Davidson 63
Arizona 92, James Madison 68
Consolation
Davidson 87, James Madison 69
Championship
Arizona 125, Kansas State 87
All-Tournament Team
Michael Dickerson, Arizona (MVP)
Mike Bibby, Arizona
Miles Simon, Arizona
Mark Donnelly, Davidson
Jamar Perry, James Madison
Shawn Rhodes, Kansas State
Attendance
1st Night: 14,529; 2nd Night: 14,551
Total: 29,080

Dec. 28 & 30, 1998

First Round
Fla. International 85, Penn State 67
Arizona 89, Holy Cross 41
Consolation
Holy Cross 52, Penn State 73
Championship
Arizona 91, Fla. International 75
All-Tournament Team
Jason Terry, Arizona (MVP)
Richard Jefferson, Arizona
Raja Bell, Florida International
Juan Pegues, Holy Cross
A.J. Bramlett, Arizona
Dan Earl, Penn State
Attendance
1st Night: 14,246; 2nd Night: 13,705
Total: 27,951

Dec. 28 & 30, 1999

First Round
Delaware 76, Alabama 66
Arizona 66, UNC Wilmington 51
Consolation
Alabama 62, UNC Wilmington 45
Championship
Arizona 89, Delaware 77
All-Tournament Team
Loren Woods, Arizona (MVP)
Kestutis Marciulionis, Delaware
Schea Cotton, Alabama
Erwin Dudley, Alabama
Richard Jefferson, Arizona
Michael Wright, Arizona
Attendance
1st Night: 14,255; 2nd Night: 14,512
Total: 28,767

Dec. 28 & 30, 2000

First Round
Mississippi State 90, La.-Lafayette 80
Arizona 72, Butler 60
Consolation
Butler 74, Louisiana-Lafayette 63
Championship
Mississippi State 75, Arizona 74
All-Tournament Team
Antonio Jackson, Miss. St. (MVP)
Marckell Patterson, Miss. St.
Loren Woods, Arizona
Richard Jefferson, Arizona
Thomas Jackson, Butler
Lonnie Thomas, UL-Lafayette
Attendance
1st Night: 14,565; 2nd Night: 14,565
Total: 29,130

Dec. 28 & 30, 2001

First Round
Valparaiso 76, West Virginia 57
Arizona 94, Pepperdine 71
Consolation
Pepperdine 97, West Virginia 65
Championship
Arizona 74, Valparaiso 70
All-Tournament Team
Jason Gardner, Arizona (MVP)
Salim Stoudamire, Arizona
Channing Frye, Arizona
Raitis Grafts, Valparaiso
Boomer Brazzle, Pepperdine
Chris Moss, West Virginia
Attendance
1st Night: 14,566; 2nd Night: 14,515
Total: 29,081

Dec. 28 & 30, 2002

First Round
Boston University 84, Florida St. 69
Arizona 95, Davidson 69
Consolation
Florida State 82, Davidson 66
Championship
Arizona 81, Boston University 72
All-Tournament Team
Hassan Adams, Arizona (MVP)
Salim Stoudamire, Arizona
Luke Walton, Arizona
Billy Collins, Boston University
Tim Pickett, Florida State
Ian Johnson, Davidson
Attendance
1st Night: 14,585; 2nd Night: 14,587
Total: 29,172

Dec. 28 & 30, 2003

First Round
Louisiana-Lafayette 95, Valparaiso 71
Arizona 107, Liberty 91
Consolation
Valparaiso 72, Liberty 54
Championship
Arizona 72, Louisiana-Lafayette 69
All-Tournament Team
Andre Iguodala, Arizona (MVP)
Hassan Adams, Arizona
Antoine Landry, Louisiana-Lafayette
Brian Hamilton, Louisiana-Lafayette
Dan Oppland, Valparaiso
Larry Blair, Liberty
Attendance
1st Night: 14,557; 2nd Night: 14,565
Total: 29,122

Dec. 28 & 30, 2004

First Round
Richmond 69, Butler 68
Arizona 79, Eastern Washington 45
Consolation
Eastern Washington 67, Butler 62
Championship
Arizona 84, Richmond 71
All-Tournament Team
Channing Frye, Arizona (MVP)
Chris Rodgers, Arizona
Jamie Smalligan, Butler
Marc Axton, Eastern Washington
Jamaal Scott, Richmond
Jermaine Bucknor, Richmond
Attendance
1st Night: 14,535; 2nd Night: 14,545
Total: 29,080

Dec. 19 & 21, 2005

First Round
W. Kentucky 73, C. Florida 68
Arizona 87, Sam Houston State 51
Consolation
Sam Houston State 68, C. Florida 63
Championship
Arizona 86, Western Kentucky 81 (ot)
All-Tournament Team
Hassan Adams, Arizona (MVP)
Chris Rodgers, Arizona
Anthony Winchester, Western Kentucky
Courtney Lee, Western Kentucky
Ryan Bright, Sam Houston State
Josh Peppers, Central Florida
Attendance
1st Night: 14,577; 2nd Night: 14,589
Total: 29,166

Dec. 20, 2006

Arizona 79, Memphis 71
MVP: Mustafa Shakur, Arizona
Attendance: 14,568

Dec. 22, 2007

Arizona 74, San Diego State 58
MVP: Jawann McClellan, Arizona
Attendance: 14,608

Dec. 23, 2008

Arizona 84, Kansas 67
MVP: Jamelle Horne, Arizona\*
Attendance: 14,156

Dec. 28, 2009

Brigham Young 99, Arizona 69
MVP: Jimmer Fredette, BYU
Attendance: 13,992

Dec. 16, 2010

Arizona 63, Northern Arizona 58
MVP: Kevin Parrom, Arizona
Attendance: 13,557

\* award later vacated due to NCAA infractions

Fiesta Bowl Classic

Appearances

Table with columns: School (No. of app.), Last. Lists appearances for schools from Alabama to Wisconsin.





## Fiesta Bowl Classic Team Records, Single Game

	High	Low
<b>Field Goals</b>	46, Arizona vs. Loyola, 1988 46, Arizona vs. Michigan, 1993	17, Texas Tech vs. Arizona, 1986 17, Holy Cross vs. Arizona, 1998 17, Richmond vs. Penn State, 1994 38, Eastern Wash. vs. Butler, 2004 .274, Holy Cross vs. Arizona, 1998 1, Wake Forest vs. Purdue, 1989 1, Arizona vs. West Virginia, 1992 4, Penn State vs. Wake Forest, 1989 4, West Virginia vs. La Salle, 1992 .090 (1-11), Wake Forest vs. Purdue, 1989 3, Princeton vs. Arizona, 1985 3, Texas Tech vs. Arizona, 1986 3, Richmond vs. Arizona, 1994 3, Holy Cross vs. Arizona, 1998 3, UNC-Wilmington vs. Arizona, 1999 3, UCF vs. Sam Houston State, 2005 5, Texas Tech vs. Arizona, 1986 .333, Robert Morris vs. Arizona, 1996 3, Princeton vs. Arizona, 1985 3, Michigan State vs. Arizona, 1987 3, Eastern Wash. vs. Butler, 2004 8, Princeton vs. Arizona, 1985 15, twice, last, Butler vs. Richmond, 2004 5, Arizona vs. Princeton, 1985 0, many times, last, Arizona vs. Northern Arizona, 2010 40, Texas Tech vs. Arizona, 1986 5, James Madison vs. Arizona, 1997 6, Temple vs. Pepperdine, 1990 0, many times, last, Kansas vs. Arizona, 2008
<b>FG Attempts</b>	87, Pepperdine vs. Arizona, 2001	
<b>FG Percentage</b>	.684, Eastern Wash. vs. Butler, 2004	
<b>3-Pt. Field Goals</b>	18, Florida vs. Robert Morris, 1996	
<b>3-Pt. FGA</b>	36, Valparaiso vs. West Virginia, 2001	
<b>3-Pt. FG Pct.</b>	.684 (13-19), Pepperdine vs. WVU, 2001	
<b>Free Throws</b>	33, Miss. St. vs. UL Lafayette, 2000	
<b>FT Attempts</b>	47, Arizona vs. Texas Tech, 1994	
<b>FT Pct.</b>	.964, Rutgers vs. Pacific, 1995	
<b>Offensive Rebounds</b>	28, St. Bonaventure vs. UNCC, 1986	
<b>Defensive Rebounds</b>	38, Arizona vs. Robert Morris, 1996	
<b>Total Rebounds</b>	59, Arizona vs. Robert Morris, 1996	
<b>Personal Fouls</b>	33, Maryland vs. Rutgers, 1991	
<b>Disqualified</b>	4, Maryland vs. Rutgers, 1991	
<b>Points</b>	119, Arizona vs. Michigan, 1993	
<b>Assists</b>	33, Arizona vs. Loyola, 1988	
<b>Turnovers</b>	32, Delaware State vs. Arizona, 1992	
<b>Blocked Shots</b>	9, Arizona vs. Boston College, 1985 9, Arizona vs. Pittsburgh, 1988 9, Arizona vs. Penn State, 1989 17, Arizona vs. Michigan, 1993	0, Holy Cross vs. Penn State, 1998 1, Temple vs. Pepperdine, 1990 1, Arizona vs. West Virginia, 1992 1, Richmond vs. Butler, 2004 1, Arizona vs. West Virginia, 1992 1, Miss. State, vs. Arizona, 2000 93, Holy Cross, 1998 1, Mississippi State, 2000 1, BYU, 2009
<b>Steals</b>	17, Arizona vs. Michigan, 1993	
<b>Victory Margin</b>	64, Arizona vs. Robert Morris, 1996	
<b>Margin, Championship</b>	42, Arizona vs. Pennsylvania, 1996	
<b>Points, Tournament Championships</b>	230, Arizona, 1993 23, Arizona	
<b>Attendance, Session</b>	14,608, Dec. 22, 2007	
<b>Attendance, Tournament</b>	29,172, Dec. 28 & 30, 2002	

## Fiesta Bowl Classic Individual Records, Single Game

<b>Field Goals</b>	16, Jimmer Fredette, Brigham Young vs. Arizona, 2009 (23 atts.)
<b>Field Goal Atts.</b>	28, Rick Olson, Wisconsin vs. Boston College, 1985 (14 made)
<b>FG Pct. (min 5 FGA)</b>	1.000, Sean Hope, Fordham vs. Arizona, 1993 (6-6)
<b>FG Pct. (min 10 FGA)</b>	.929, Khalid Reeves, Arizona vs. Michigan, 1993 (13-14)
<b>3-pt. Field Goals</b>	9, Jimmer Fredette, Brigham Young vs. Arizona, 2009 (13 atts.)
<b>3-pt. FG Atts.</b>	13, Jimmer Fredette, Brigham Young vs. Arizona, 2009 (9 made) 13, Kareem Townes, La Salle vs. West Virginia, 1992 (6 made)
<b>3-pt. FG Pct. (min 4 FG)</b>	1.000, Devin Montgomery, Pepperdine vs. West Virginia, 2001
<b>Free Throws</b>	1.000, Mike Nelson, Texas Tech vs. UNC-Charlotte, 1986 (4-4)
<b>Free Throw Attempts</b>	13, Thomas Jackson, Butler vs. UL-Lafayette, 2000
<b>Offensive Rebounds</b>	14, Thomas Jackson, Butler vs. UL-Lafayette, 2000
<b>Defensive Rebounds</b>	10, Brian Shorter, Pittsburgh vs. Northwestern, 1988
<b>Total Rebounds</b>	12, Parrish Casebeir, Evansville vs. Maryland, 1991
<b>Points</b>	20, Brian Shorter, Pittsburgh vs. Northwestern, 1988 49, Jimmer Fredette, Brigham Young vs. Arizona, 2009 40, Khalid Reeves, Arizona vs. Michigan, 1993
<b>Assists</b>	12, Darelle Porter, Pittsburgh vs. Northwestern, 1988 12, Ken Lofton, Arizona vs. Loyola, 1988 12, Doug Collins, Iowa State vs. Temple, 1990
<b>Turnovers</b>	9, Andrew Miles, Delaware State vs. Arizona, 1992 9, Jonathan Hargett, West Virginia vs. Valparaiso, 2001
<b>Blocked Shots</b>	6, John Amaechi, Penn State vs. Richmond, 1994
<b>Steals</b>	7, Drew Schifino, West Virginia vs. Pepperdine, 2001 7, Tim Pickett, Florida State vs. Davidson, 2002
<b>Minutes</b>	45, Mark Macon, Temple vs. Iowa State (OT), 1990
<b>Technical Fouls</b>	2, Gary Williams (coach), Boston College vs. Arizona, 1985

## Fiesta Bowl Classic, Individual Records

### Single-Game Scoring

49	Jimmer Fredette, Brigham Young vs. Arizona, 2009
40	Khalid Reeves, Arizona vs. Michigan, 1993
36	Sean Elliott, Arizona vs. Pittsburgh, 1988
36	Parrish Casebeir, Evansville vs. Arizona, 1991
33	Gerald Hayward, Loyola vs. Arizona, 1988
32	Tim Pickett, Florida State, vs. Davidson, 2002
31	Sean Elliott, Arizona vs. Duke, 1987
28	Michael Dickerson, Arizona vs. Kansas State, 1997
28	Rick Olson, Wisconsin vs. Boston College, 1986
28	Victor Alexander Iowa State vs. Temple, 1990
28	Parrish Casebeir, Evansville vs. Maryland, 1991
28	Antonio Jackson, Mississippi State vs. UL-Lafayette, 2000

### Two-Game Scoring

64	Parrish Casebeir, Evansville, 1991
63	Khalid Reeves, Arizona, 1993
55	Sean Elliott, Arizona, 1987
52	Sean Elliott, Arizona, 1988
50	Kareem Townes, La Salle, 1992
50	Antonio Jackson, Mississippi State, 2000
49	Victor Alexander, Iowa State, 1990
48	Michael Dickerson, Arizona, 1997
48	Derek Hart, Texas A & M, 1995
48	Derek Molis, Fordham, 1993
48	Mark Macon, Temple, 1990

### Single-Game Rebounding

20	Brian Shorter, Pittsburgh vs. Northwestern, 1988
17	Ken Redfield, Michigan State vs. Florida, 1987
14	Parrish Casebeir, Evansville vs. Maryland, 1991
14	Chris Mills, Arizona vs. Rutgers, 1991
14	Michael Wright, Arizona vs. Delaware, 1999
14	Hassan Adams, Arizona vs. La.-Lafayette, 2003
13	Anthony Cook, Arizona vs. Michigan State, 1987
13	Brian Schwabe, Northwestern vs. Pittsburgh, 1988
13	Sean Elliott, Arizona vs. Pittsburgh, 1988
13	Jud Buechler, Arizona vs. Purdue, 1989
13	Wayne Womack, Arizona vs. Evansville, 1991
13	Donnell Harris, Arizona vs. Robert Morris, 1996
13	A.J. Bramlett, Arizona vs. Florida Internationall, 1998

### Two-Game Rebounding

30	Brian Shorter, Pittsburgh, 1988
24	Aubrey Wiley, Auburn, 1993
24	Mark Davis, Texas Tech, 1994
23	Anthony Cook, Arizona, 1987
23	Antowne Johnson, Loyola, 1988
23	Chris Mills, Arizona, 1991
22	Joaquim Gomes, Valparaiso, 2003
22	Ken Redfield, Michigan State, 1986
22	Brian Schwabe, Northwestern, 1988
21	John Amaechi, Penn State, 1994
21	Michael Wright, Arizona, 1999





## 2012 Pacific Life Pac-12 Men's Basketball Tournament Wednesday-Saturday, March 7-10, 2012 Staples Center • Los Angeles, Calif. • FSN & CBS-TV

For the 15th time in its history, and 11th consecutive season, the Pac-12 Conference will hold a postseason basketball tournament to determine the league's automatic berth in the NCAA Men's Basketball Tournament.

For the seventh straight year, all conference members advance to the Pac-12 Tournament, scheduled for Wednesday-Saturday, March 7-10 at the Staples Center in Los Angeles, and will be seeded based on regular season finish.

Fox Sports Net will broadcast first round, quarterfinal and semifinal action on March 7-9, while the Championship game will be televised by CBS at 3 p.m. PST on Saturday, March 10.

The original incarnation of the Pac-10 Tournament ran from 1987-90. The inaugural event was held following the 1986-87 season at Pauley Pavilion in Los Angeles. Tournaments were also held in Tucson, Ariz., (1988), Los Angeles (1989), Tempe, Ariz. (1990), and Los Angeles' Staples Center (2002-11) as well.

UCLA captured the first Pac-10 Tournament title on its home court in 1987 before Arizona won four consecutive championships from 1988-2002. Oregon (2003, 2007), Stanford (2004), Washington (2005, 2010, 2011), UCLA (2006, 2008) and USC (2009) have each won titles, respectively, with the Huskies capturing the postseason tournament title last year, courtesy of a 77-75 OT win over Arizona.

### Tentative 2012 Pacific Life Pac-12 Men's Basketball Tournament Schedule

(Schedule subject to change, all times PST)

#### Quarterfinals, Wed., March 7

- Game 1:** No. 8 Seed vs. No. 9 Seed, Noon, Fox Sports Net
- Game 2:** No. 5 Seed vs. No. 12 Seed, 2:30 p.m., Fox Sports Net
- Game 3:** No. 7 Seed vs. No. 10 Seed, 6 p.m., Fox Sports Net
- Game 4:** No. 6 Seed vs. No. 11 Seed, 8:30 p.m., Fox Sports Net

#### Quarterfinals, Thurs., March 8

- Game 5:** Quarterfinal No. 1 (8/9 vs. 1), Noon, Fox Sports Net
- Game 6:** Quarterfinal No. 2 (5/12 vs. 4), 2:30 p.m., Fox Sports Net
- Game 7:** Quarterfinal No. 3 (7/10 vs. 2), 6 p.m., Fox Sports Net
- Game 8:** Quarterfinal No. 4 (6/11 vs. 3), 8:30 p.m., Fox Sports Net

#### Semifinals, Fri., March 9

- Game 9:** Game 5 winner vs. Game 6 winner, 6 p.m., Fox Sports Net
- Game 10:** Game 7 winner vs. Game 8 winner, 8:30 p.m., Fox Sports Net

#### Championship, Sat., March 10

- Game 11:** Game 9 Winner vs. Game 10 Winner, 3 p.m., CBS-TV

#### Composite Pac-10 Tournament Records (1987-2011)

School	W	L	Pct.	Championships
ARIZONA	19	10	.655	4 (1988, '89, '90, 2002)
Washington	15	10	.600	3 (2005, 2010, 2011)
UCLA	15	11	.577	3 (1987, 2006, 2008)
Oregon	15	11	.577	2 (2003, 2007)
USC	13	11	.542	1 (2009)
Stanford	12	13	.480	1 (2004)
California	11	14	.440	
Oregon State	6	12	.333	
Washington State	5	12	.294	
Arizona State	5	13	.278	

#### Arizona Tournament Record Against:

School	Record	Last Meeting
Arizona State	1-1	2009 (QF)
California	3-0	2005 (QF)
Oregon	0-2	2007 (QF)
Oregon State	5-0	2011 (QF)
Stanford	4-1	2008 (QF)
UCLA	1-3	2010 (QF)
USC	4-0	2011 (SF)
Washington	0-3	2011 (CH)
Washington State	1-0	1989 (QF)

## All-Time Pac-10 Men's Basketball Tournament Results

**1987:** Pauley Pavilion, Los Angeles, Calif.; **First Round, Thurs., March 5:** (8) Arizona St. 76, (9) Washington St. 60; (7) Oregon 51, (10) USC 49. **Quarterfinals, Fri., March 6:** (4) California 64, (5) Oregon State 57; (1) UCLA 99, Arizona State 83; (3) Washington 86, (6) Stanford 71; Oregon 72, (2) Arizona 63. **Semifinals, Sat., March 7:** UCLA 75, California 68; Washington 70, Oregon 56. **Championship, Sun., March 8:** UCLA 76, Washington 64.

**1988:** McKale Center, Tucson, Ariz.; **First Round, Thurs., March 10:** (9) California 76, (8) USC 59; (10) Washington 96, (7) Arizona St. 82. **Quarterfinals, Fri., March 11:** (4) Stanford 88, (5) Oregon 67; (1) Arizona 88, California 64; (2) Oregon State 80, Washington 61; (6) Washington State 73, (3) UCLA 71. **Semifinals, Sat., March 12:** Arizona 97, Stanford 83; Oregon St. 74, Washington St. 68 (2ot). **Championship, Sun., March 13:** Arizona 93, Oregon State 67.

**1989:** Great Western Forum, Los Angeles, Calif.; **First Round, Thurs., March 9:** (8) Washington State 78, (9) Oregon 56; (10) USC 94, (7) Arizona State 82. **Quarterfinals, Fri., March 10:** (4) Oregon State 79, (5) California 66; (1) Arizona 62, Washington State 54; (2) Stanford 66, USC 61; (3) UCLA 64, (6) Washington 54. **Semifinals, Sat., March 11:** Arizona 98, Oregon State 87; Stanford 95, UCLA 86. **Championship, Sun., March 8:** Arizona 73, Stanford 51.

**1990:** University Activity Center, Tempe, Ariz.; **First Round, Thurs., March 8:** (8) Arizona St. 57, (9) Washington 51; (7) USC 85, (10) Washington State 68. **Quarterfinals, Fri., March 9:** (4) UCLA 94, (5) Oregon 76; Arizona State 83, (1) Oregon State 75; (2) Arizona 80, USC 57; (6) Stanford 77, (3) California 61. **Semifinals, Sat., March 10:** UCLA 79, Arizona State 78; Arizona 85, Stanford 61. **Championship, Sun., March 11:** Arizona 94, UCLA 78.

**2002:** Staples Center, Los Angeles, Calif.; **Quarterfinals, Thurs., March 7:** (1) Oregon 86, (8) Washington 64; (4) USC 103, (5) Stanford 78; (2) Arizona 73, (7) Arizona State 56; (3) California 67, (6) UCLA 61. **Semifinals, Fri., March 8:** USC 89, Oregon 78; Arizona 90, California 78. **Championship, Sat., March 9:** Arizona 81, USC 71.

**2003:** Staples Center, Los Angeles, Calif.; **Quarterfinals, Thurs., March 13:** (8) UCLA 96, (1) Arizona 89 (OT); (5) Oregon 83, (4) Arizona State 82; (7) USC 79, (2) Stanford 74; (3) California 69, (6) Oregon State 46. **Semifinals, Fri., March 14:** Oregon 75, UCLA 74; USC 79, California 62. **Championship, Sat., March 15:** Oregon 74, USC 66.

**2004:** Staples Center, Los Angeles, Calif.; **Quarterfinals, Thurs., March 11:** (1) Stanford 68, (8) Washington State 47; (5) Oregon 87, (4) California 82; (2) Washington 91 (7) UCLA 83; (3) Arizona 79, (6) USC 76. **Semifinals, Fri., March 12:** Stanford 70, Oregon 63; Washington 90, Arizona 85. **Championship, Sat., March 13:** Stanford 77, Washington 66.

**2005:** Staples Center, Los Angeles, Calif.; **Quarterfinals, Thurs., March 10:** (1) Arizona 88, (8) California 63; (5) Oregon State 79, (4) UCLA 72; (2) Washington 95 (7) Arizona State 90, OT; (3) Stanford 60, (6) Washington State 58. **Semifinals, Fri., March 11:** Arizona 90, Oregon State 59; Washington 66, Stanford 63. **Championship, Sat., March 12:** Washington 81, Arizona 72.

**2006:** Staples Center, Los Angeles, Calif.; **First Round, Wed., March 8:** (8) Oregon State 71, (9) Arizona State 68; (7) Oregon 66, (10) Washington State 55. **Quarterfinals, Thurs., March 9:** (4) Arizona 73, (5) Stanford 68; (1) UCLA 79, Oregon State 47; (3) California 82, (6) USC 67; Oregon 84, (2) Washington 73. **Semifinals, Fri., March 10:** UCLA 71, Arizona 59; California 91, Oregon 87 (2 OT). **Championship, Sat., March 11:** UCLA 71, California 52.

**2007:** Staples Center, Los Angeles, Calif.; **First Round, Wed., March 7:** (8) California 70, (9) Oregon State 51; (7) Washington 59, (10) Arizona State 51. **Quarterfinals, Thurs., March 8:** (4) Oregon 69, (5) Arizona 50; California 76, (1) UCLA 69 (ot); (3) USC 83, (6) Stanford 79 (ot); (2) Washington State 74, Washington 64. **Semifinals, Fri., March 9:** Oregon 81, California 63; USC 70, Washington State 61. **Championship, Sat., March 10:** Oregon 81, USC 57.

**2008:** Staples Center, Los Angeles, Calif.; **First Round, Wed., March 12:** (9) California 84, (8) Washington 81; (7) Arizona 87, (10) Oregon State 56. **Quarterfinals, Thurs., March 13:** (4) USC 59, (5) Arizona State 55; (1) UCLA 88, California 66; (3) Washington State 75, (6) Oregon 70; (2) Stanford 75, Arizona 64. **Semifinals, Fri., March 14:** UCLA 57, USC 54; Stanford 75, Washington State 68. **Championship, Sat., March 15:** UCLA 67, Stanford 64.

**2009:** Staples Center, Los Angeles, Calif.; **First Round, Wed., March 11:** (9) Stanford 62, (8) Oregon State 54; (7) Washington State 62, (10) Oregon 40. **Quarterfinals, Thurs., March 12:** (4) Arizona State 68, (5) Arizona 56; (1) Washington 85, Stanford 73; (6) USC 79, (3) California 75; (2) UCLA 64, Washington State 53. **Semifinals, Fri., March 13:** Arizona State 75, Washington 65; USC 65, UCLA 55. **Championship, Sat., March 14:** USC 66, Arizona State 63.

**2010:** Staples Center, Los Angeles, Calif.; **First Round, Wed., March 10:** (8) Oregon 82, (9) Washington State 80 (ot). **Quarterfinals, Thurs., March 11:** (5) UCLA 75, (4) Arizona 69; (1) California 90, Oregon 74; (7) Stanford 70, (2) Arizona State 61; (3) Washington 59, (6) Oregon State 52. **Semifinals, Fri., March 12:** California 85, UCLA 72; Washington 79, Stanford 64. **Championship, Sat., March 13:** Washington 79, California 75.

**2011:** Staples Center, Los Angeles, Calif.; **First Round, Wed., March 9:** (9) Oregon State 69, (8) Stanford 67; (7) Oregon 76, (10) Arizona State 69. **Quarterfinals, Thurs., March 10:** (4) UCLA 70, (5) California 56; (1) Arizona 78, Oregon State 69; (7) Oregon 76, (2) UCLA 59; (3) Washington 89, (6) Washington State 87. **Semifinals, Fri., March 11:** Arizona 67, USC 62; Washington 69, Oregon 51. **Championship, Sat., March 12:** Washington 77, Arizona 75 (ot).

ARIZONA

# Series Record vs. All Opponents



**ARIZONA**

Opponent	W	L	First Game	Last Game
+Adams State	2	0	1977	2008
Air Force	2	4	1959	1968
Alabama	0	2	1985	1990
Alaska-Anchorage	1	0	1995	1995
<b>Arizona State</b>	<b>141</b>	<b>79</b>	<b>1914</b>	<b>2011</b>
Arkansas	2	6	1949	1995
Arkansas-Little Rock	1	0	1988	1988
Auburn	0	1	1986	1986
Austin Peay	1	0	1991	1991
Baylor	5	3	1948	1997
Beloit	1	1	1950	1954
Bethune-Cookman	1	0	2011	2011
Boston College	3	0	1986	1997
Boston University	1	0	2003	2003
Bowling Green	0	1	1956	1956
Bradley	3	7	1948	1965
Brigham Young	20	19	1952	2011
Butler	3	0	1971	2001
<b>+California</b>	<b>54</b>	<b>28</b>	<b>1924</b>	<b>2011</b>
Cal-Poly Pomona	2	0	1966	1974
Cal-Poly SLO	2	0	1950	1958
Cal State-Bakersfield	1	0	1973	1973
+Cal State-Fullerton	4	1	1976	2011
Cal State-Hayward	2	0	1965	1981
Cal State-Los Angeles	4	5	1958	1972
Canisius	1	3	1948	1954
Centenary	2	1	1953	1974
Chaminade	1	0	2001	2001
Charleston (W.Va.)	1	0	1981	1981
College of Charleston	1	0	1997	1997
Cincinnati	3	0	1976	1996
<b>Clemson</b>	<b>1</b>	<b>0</b>	<b>1989</b>	<b>1989</b>
Cleveland State	1	0	2009	2009
<b>Colorado</b>	<b>5</b>	<b>8</b>	<b>1961</b>	<b>2010</b>
Colorado State	14	11	1955	1978
Columbia	1	0	1975	1975
Connecticut	0	5	1999	2011
Coppin State	1	0	1997	1997
Cornell	1	0	1988	1988
Creighton	1	1	1968	1969
Davidson	1	0	2003	2003
Dayton	2	1	1951	2001
Delaware	1	0	1999	1999
Delaware State	1	0	1993	1993
Denver	3	1	1962	1986
DePaul	0	2	1930	1934
DePauw	1	0	1971	1971
Detroit	1	1	1976	1977
Drake	1	1	1934	1975
Duke	4	4	1962	2011
<b>Duquesne</b>	<b>1</b>	<b>3</b>	<b>1948</b>	<b>1988</b>
East Carolina	1	0	1975	1975
East Tennessee State	1	1	1991	1992
Eastern Illinois	1	0	2001	2001
Eastern Michigan	2	0	1969	1978
Eastern New Mexico	1	0	1961	1961
Eastern Washington	1	0	2005	2005
Evansville	3	1	1964	1992
<b>Florida</b>	<b>1</b>	<b>1</b>	<b>2002</b>	<b>2004</b>
Florida Atlantic	1	0	2009	2009
Florida International	1	0	1998	1998
Florida State	1	3	1970	1997
Fordham	1	1	1970	1994
Fort Hays State	1	0	1984	1984
+Fresno State	3	3	1960	2008
Georgetown	2	1	1976	1995
Georgia Tech	0	1	1991	1991
<b>Gonzaga</b>	<b>3</b>	<b>0</b>	<b>2001</b>	<b>2009</b>

Opponent	W	L	First Game	Last Game
Grand Canyon	4	0	1978	1981
Hamline	3	0	1956	1963
Hardin-Simmons	24	14	1940	1967
Harvard	2	0	1967	1978
Hawaii	2	0	1976	1992
Hawaii-Hilo	2	0	1985	1986
Hawaii Pacific	2	0	1985	1986
Holy Cross	1	0	1998	1998
+Houston	6	5	1968	2009
Houston Baptist	1	0	1985	1985
Idaho	4	0	1974	1979
Idaho State	4	4	1959	2011
+Illinois	8	6	1967	2008
Illinois State	1	0	1998	1998
Illinois Wesleyan	1	1	1982	1983
Iowa	3	5	1958	1996
Iowa State	3	3	1970	1998
I.U.P.U.I.	1	0	1999	1999
Jackson State	2	0	1997	2000
Jacksonville	0	1	1970	1970
James Madison	1	0	1997	1997
Kansas	4	8	1980	2011
Kansas State	5	8	1951	1999
Kentucky	3	2	1946	1999
Lamar	1	1	1980	1981
LaSalle	1	2	1950	1995
LaVerne	2	0	1932	1933
Liberty	1	0	2004	2004
Lipscomb	1	0	2010	2010
Long Beach State	3	0	1988	1996
Long Island	1	0	1951	1951
Louisiana-Lafayette	2	0	1979	2004
Louisiana State	3	3	1991	2003
Louisiana Tech	1	0	2010	2010
Louisville	2	3	1949	2009
Loyola (Ill.)	1	0	1989	1989
Loyola (Md.)	1	0	1994	1994
Loyola Marymount	8	4	1937	2009
Manhattan	1	0	2005	2005
Marquette	3	1	1974	2005
Maryland	3	0	1964	2002
Memphis	4	4	1953	2011
Miami (Fla.)	2	0	1986	1990
Miami (Ohio)	0	2	1947	1995
Michigan	6	2	1958	2005
Michigan State	4	3	1947	2006
Midwestern	2	0	1976	1980
Minnesota	0	4	1952	1995
Mississippi	1	1	1953	2001
<b>Mississippi State</b>	<b>2</b>	<b>1</b>	<b>1971</b>	<b>2005</b>
Mississippi Valley State	1	0	2009	2009
Missouri	1	1	1985	1994
Montana	1	0	1995	1995
Montana State	1	1	1940	1982
Morehead State	1	0	1947	1947
Morgan State	1	0	1997	1997
Murray State	1	1	1956	1957
Nebraska	2	2	1961	1999
New Mexico	83	42	1917	2000
<b>New Mexico State</b>	<b>58</b>	<b>38</b>	<b>1917</b>	<b>2011</b>
New Mexico Tech	10	0	1920	1942
New Orleans	3	0	1992	1994
New York University	0	1	1952	1952
Niagara	0	1	1954	1954
Nicholls State	1	0	1998	1998
North Carolina	3	4	1949	2007
North Carolina-Asheville	1	0	1997	1997
North Carolina-Wilmington	1	0	1999	1999
North Carolina State	2	0	2010	2011



# Series Record vs. All Opponents

Opponent	W	L	First Game	Last Game
North Texas	0	2	1968	1970
<b>+Northern Arizona</b>	<b>93</b>	<b>27</b>	<b>1919</b>	<b>2011</b>
Northern Colorado	2	1	1960	2011
Northern Illinois	2	0	1973	1975
Northwestern	2	0	1977	1979
Notre Dame	4	1	1934	2003
Occidental	5	1	1931	1935
Ohio University	0	1	1956	1956
Ohio State	0	1	1972	1972
+Oklahoma	2	5	1988	2011
Oklahoma City	1	1	1934	1957
Oklahoma State	3	0	1994	2005
Old Dominion	1	0	1976	1976
<b>Oregon</b>	<b>45</b>	<b>23</b>	<b>1979</b>	<b>2011</b>
<b>+Oregon State</b>	<b>53</b>	<b>20</b>	<b>1976</b>	<b>2011</b>
Pacific	3	1	1958	1977
Penn State	1	0	1990	1990
Pennsylvania	1	0	1997	1997
Pepperdine	5	0	1965	2002
Pittsburgh	3	2	1949	1992
Pomona	2	0	1932	1933
Portland State	1	0	1976	1976
Princeton	1	0	1986	1986
Providence	3	2	1982	1997
Purdue	5	6	1934	2007
Regis	1	1	1960	1961
Rice	2	0	2010	2011
Richmond	2	0	1995	2005
Rhode Island	2	0	1993	1995
Robert Morris	3	0	1989	2011
Rutgers	2	0	1992	1995
St. Bonaventure	1	0	1987	1987
St. Francis (Pa.)	1	1	1968	1991
St. Francis (N.Y.)	0	1	1948	1948
St. Joseph's (Pa.)	2	0	1948	1994
Saint Louis	2	1	1934	2004
Saint Mary's (Calif.)	4	2	1949	2006
Samford	1	0	2007	2007
Sam Houston State	1	0	2006	2006
San Diego (Univ. of)	2	0	1973	2005
<b>+San Diego State</b>	<b>20</b>	<b>6</b>	<b>1946</b>	<b>2010</b>
San Francisco	1	4	1949	1973
San Francisco State	1	0	1985	1985
San Jose State	10	4	1937	1985
Santa Clara	6	4	1937	2011
Seattle University	5	2	1963	1971
Seton Hall	1	2	1988	2004
South Alabama	1	1	1972	1997
South Florida	1	0	1990	1990
Southeast Oklahoma	0	1	1940	1940
Southern Illinois	2	1	1966	1977
Southern Methodist	3	0	1974	1977
Southern Mississippi	2	0	1951	1955
Southwestern	0	1	1934	1934
<b>Stanford</b>	<b>53</b>	<b>29</b>	<b>1938</b>	<b>2011</b>
Syracuse	1	2	1988	1995
Temple	2	0	1989	1992
Tennessee	1	3	1957	1998
Texas	9	2	1950	2011
Texas-El Paso	58	30	1920	1995
Texas-Pan American	1	1	1984	1985
Texas-San Antonio	1	1	1983	1986
<b>+Texas A&amp;M</b>	<b>6</b>	<b>1</b>	<b>1950</b>	<b>2009</b>
Texas Christian	0	2	1940	1953
Texas Tech	22	28	1934	1995
Towson State	1	0	1995	1995
Tulane	2	0	1997	1997
Tulsa	1	2	1955	1986
UAB	1	1	2005	2009

Opponent	W	L	First Game	Last Game
UC-Davis	1	0	1975	1975
UC-Irvine	1	0	1998	1998
<b>UCLA</b>	<b>35</b>	<b>48</b>	<b>1923</b>	<b>2011</b>
UC-Riverside	2	0	1972	1981
UC-Santa Barbara	7	3	1956	2002
+UMKC	1	0	2008	2008
+UNLV	6	11	1973	2010
U.S. International	1	0	1982	1982
<b>+USC</b>	<b>58</b>	<b>40</b>	<b>1922</b>	<b>2011</b>
<b>Utah</b>	<b>21</b>	<b>28</b>	<b>1954</b>	<b>2009</b>
Utah State	1	3	1959	2005
<b>Valparaiso</b>	<b>2</b>	<b>0</b>	<b>1996</b>	<b>2002</b>
Vanderbilt	0	2	1957	2010
Vermont	1	0	2003	2003
Villanova	2	2	1968	2006
Virginia	2	3	1994	2008
Wake Forest	0	1	2005	2005
<b>+Washington</b>	<b>44</b>	<b>26</b>	<b>1965</b>	<b>2011</b>
<b>+Washington State</b>	<b>53</b>	<b>16</b>	<b>1960</b>	<b>2011</b>
Washington University	0	2	1949	1958
Wayne State	1	0	1947	1947
Weber State	4	0	1967	2009
West Texas State	20	16	1940	1962
+West Virginia	3	2	1949	2008
Western Illinois	1	0	1991	1991
Western Kentucky	2	0	2003	2006
Western New Mexico	3	3	1941	1962
Whittier	11	1	1924	1951
Wichita State	1	1	1952	1955
Wisconsin	2	3	1963	2010
Wright State	1	0	2005	2005
Wyoming	20	15	1963	2005

### Teams in bold represent Arizona's 2011-12 opponents

+ Indicates that series results are affected by a vacated game(s) due to NCAA infractions. Records or streaks listed reflect on-court results only. For further information on specific games see pages 92-93 and the results for the 1998-99 and 2007-08 seasons.

### Current Streaks vs. 2011-12 Opponents

+Arizona State	Won 2
Ball State	First Meeting
Bryant	First Meeting
+California	Won 2
Clemson	Won 1
Colorado	Won 3
Duquesne	Won 1
Florida	Lost 1
Gonzaga	Won 3
Mississippi State	Won 1
New Mexico State	Won 3
+Northern Arizona	Won 27
Oakland	First Meeting
Oregon	Won 6
+Oregon State	Won 2
St. John's	First Meeting
San Diego State	Lost 1
Stanford	Won 5
Texas A&M	Lost 1
UCLA	Lost 1
+USC	Won 1
Utah	Won 3
Valparaiso	Won 2
+Washington	Lost 1
+Washington State	Won 2

ARIZONA







# Series vs. 2011-12 Opponents

02/12/95*	(W)	72-74	Tucson
01/04/96	(W)	75-99	Oakland, Calif.
03/09/96	W	71-68	Tucson
01/02/97	W	81-80	Tucson
03/08/97	L	77-79	San Francisco, Calif.
01/31/98	W	70-57	Oakland, Calif.
02/26/98	W	76-73	Tucson
01/30/99	W	91-74	Tucson
02/25/99	L	76-89	Oakland, Calif.
01/06/00	W	65-61	Berkeley, Calif.
03/11/00	W	70-61	Tucson
01/04/01	W	78-75	Tucson
03/10/01	W	78-76	Berkeley, Calif.
01/31/02	W	68-58	Berkeley, Calif.
03/02/02	W	99-53	Tucson
03/08/02	W	90-78	Los Angeles, Calif.
<b>(2002 Pac-10 Tournament Semifinals)</b>			
02/01/03	W	95-80	Tucson
02/27/03	W	88-75	Berkeley, Calif.
01/08/04	W	95-75	Tucson
02/05/04	L	83-87	Berkeley, Calif.
01/06/05	W	87-67	Berkeley, Calif.
02/03/05	W	97-76	Tucson
03/10/05	W	88-63	Los Angeles, Calif.
<b>(2005 Pacific Life Pac-10 Tournament Quarterfinals)</b>			
01/21/06	W	60-55	Tucson
02/16/06	L	66-75	Berkeley, Calif.
12/28/06	W	94-85	Tucson
03/01/07	W	70-65	Berkeley, Calif.
01/19/08	W+	79-75	Berkeley, Calif.
02/14/08	W+	83-73	Tucson
01/02/09	L	55-69	Berkeley, Calif.
03/05/09	L	77-83	Tucson
01/31/10	W	76-72	Tucson
02/25/10	L	71-95	Berkeley, Calif.
01/06/11	W	73-71	Tucson
02/05/11	W	107-105 (3ot)	Berkeley, Calif.

### Clemson (1-0)

03/18/89	W	94-68	Boise, Idaho
<b>(1989 NCAA West Region, Second Round)</b>			

### Colorado (5-8)

12/02/60	L	72-82	Tucson
12/03/60	L	60-83	Tucson
12/08/61	L	51-72	Boulder, Colo.
12/09/61	L	57-60	Boulder, Colo.
12/22/62	W	60-52	Tucson
12/06/63	L	60-75	Boulder, Colo.
12/20/65	L	73-77 (3ot)	Tucson
12/17/66	L	74-91	Boulder, Colo.
12/18/67	W	76-67	Tucson
12/19/68	L	69-70	Boulder, Colo.
12/03/73	W	91-76	Boulder, Colo.
12/21/74	W	94-63	Tucson
11/24/09	W	91-87 (ot)	Lahaina, Hawaii
<b>(2009 EA Sports Maui Invitational)</b>			

### Duquesne (1-3)

01/02/48	L	51-54	Pittsburgh, Pa.
12/21/48	L	51-57	Pittsburgh, Pa.
01/01/51	L	63-65	Pittsburgh, Pa.
11/27/87	W	133-78	Anchorage, Alaska
<b>(1987 Great Alaska Shootout, First Round)</b>			

### Florida (1-1)

11/09/01	W	75-71	New York City, N.Y.
<b>(Coaches vs. Cancer IKON Classic)</b>			
11/28/03	L	77-78	Springfield, Mass.
<b>(MassMutual Classic)</b>			

### Gonzaga (3-0)

11/29/00	W	101-87	Tucson
03/22/03	W	96-95 (2ot)	Salt Lake City, Utah
<b>(2003 NCAA West Region, Second Round)</b>			
12/14/08	W	69-64	Phoenix, Ariz.
<b>(Desert Classic)</b>			

### Mississippi State (2-1)

12/29/70	W	77-75	Greenville, S.C.
<b>(Poinsettia Classic, Championship)</b>			
12/30/00	L	74-75	Tucson
<b>(Bank One Fiesta Bowl Classic, Championship)</b>			
12/05/04	W	68-64	Anaheim, Calif.
<b>(John R. Wooden Classic)</b>			

### New Mexico State (58-38)

02/02/17	W	34-25	Las Cruces, N.M.
02/14/19	W	42-35	Tucson
02/15/19	W	44-23	Tucson
02/27/19	L	14-38	Las Cruces, N.M.
02/28/19	L	17-34	Las Cruces, N.M.
02/06/20	W	28-17	Las Cruces, N.M.
02/07/20	L	19-43	Las Cruces, N.M.
03/06/20	W	37-25	Tucson
03/07/20	W	26-14	Tucson
1922	W	36-6	El Paso, Texas
1922	W	35-14	Las Cruces, N.M.
02/02/23	W	46-14	Tucson
02/03/23	W	39-22	Tucson
02/25/24	W	35-26	Las Cruces, N.M.
02/26/24	W	39-14	Las Cruces, N.M.
02/11/26	W	39-19	Las Cruces, N.M.
02/12/26	L	18-22	Las Cruces, N.M.
02/11/27	W	28-23	Tucson
02/12/27	W	37-15	Tucson
02/24/28	W	58-29	Las Cruces, N.M.
02/25/28	W	41-31	Las Cruces, N.M.
01/25/29	W	63-13	Tucson
01/26/29	W	56-18	Tucson
02/24/30	L	42-46	Las Cruces, N.M.
02/25/30	W	23-15	Las Cruces, N.M.
02/06/31	W	39-33	Tucson
02/07/31	L	37-40	Tucson
02/22/32	W	50-46	Las Cruces, N.M.
02/23/32	W	38-29	Las Cruces, N.M.
01/27/33	W	49-26	Tucson
01/28/33	L	36-38 (ot)	Tucson
02/26/34	L	43-45	Las Cruces, N.M.
02/27/34	W	84-46	Las Cruces, N.M.
01/28/36	L	29-37	Las Cruces, N.M.
01/29/36	W	46-45	Las Cruces, N.M.
02/12/37	L	45-47	Tucson
02/13/37	W	51-45	Tucson
02/11/38	L	44-46	Las Cruces, N.M.
02/12/38	L	39-61	Las Cruces, N.M.
02/13/39	L	49-61	Las Cruces, N.M.
02/14/39	L	42-45	Las Cruces, N.M.
01/04/40	L	41-70	Las Cruces, N.M.
01/05/40	W	52-49	Las Cruces, N.M.
02/09/40	L	42-56	Tucson
02/10/40	W	56-45	Tucson
01/17/41	L	58-61	Tucson
01/18/41	W	46-37	Tucson
01/30/41	W	45-33	Las Cruces, N.M.
02/03/42	W	56-48	Las Cruces, N.M.
02/13/42	W	53-25	Tucson
01/05/46	W	64-27	Tucson
02/22/46	W	82-33	Las Cruces, N.M.
01/10/47	W	86-37	Las Cruces, N.M.
02/08/47	W	80-66	Tucson
02/04/48	W	65-53	Tucson
02/13/48	L	56-58	Las Cruces, N.M.
01/15/49	W	71-36	Tucson
03/01/49	W	57-50	Las Cruces, N.M.
01/14/50	W	71-54	Tucson
02/10/50	W	67-58	Las Cruces, N.M.
02/13/51	L	66-67	Las Cruces, N.M.
02/19/51	W	75-46	Tucson
02/01/52	L	50-59	Las Cruces, N.M.
02/25/52	L	55-65	Tucson
01/10/53	W	51-46	Las Cruces, N.M.
01/17/53	W	52-50	Tucson
01/12/54	W	67-65	Las Cruces, N.M.
02/06/54	W	71-63	Tucson
02/12/55	W	60-49	Tucson
02/24/55	L	62-83	Las Cruces, N.M.
01/06/56	L	35-68	Las Cruces, N.M.
02/11/56	W	75-71	Tucson
01/11/57	L	73-77	Las Cruces, N.M.
02/02/57	W	69-47	Tucson
01/06/58	L	61-71	Las Cruces, N.M.
02/01/58	W	68-66	Tucson
02/02/59	L	58-66	Tucson
02/21/59	L	61-80	Las Cruces, N.M.
01/09/60	L	53-70	Tucson
02/29/60	L	46-76	Las Cruces, N.M.
01/09/61	L	64-89	Tucson
02/20/61	L	68-73	Las Cruces, N.M.
01/11/62	L	55-68	Las Cruces, N.M.
02/03/62	W	68-67	Tucson
01/05/63	W	63-59 (ot)	Las Cruces, N.M.
01/11/64	W	72-40	Tucson
02/11/67	L	61-66	Tucson
02/09/68	L	75-93	Las Cruces, N.M.
12/11/68	L	72-78	Tucson
01/02/70	L	76-95	Las Cruces, N.M.
12/09/70	L	74-76	Las Cruces, N.M.
12/13/71	L	73-89	Las Cruces, N.M.

11/19/99	W	84-60	Tucson
<b>(Preseason N.I.T.)</b>			
11/19/07	W+	102-87	Tucson
11/18/10	W	83-57	Tucson

### Northern Arizona (93-27)

02/10/19	L	32-37	Tucson
02/11/19	W	57-28	Tucson
02/10/28	W	28-25	Tucson
02/11/28	L	30-40	Tucson
02/15/29	L	26-30	Flagstaff, Ariz.
02/16/29	L	18-20	Flagstaff, Ariz.
01/18/30	W	29-16	Flagstaff, Ariz.
01/18/30	W	26-18	Flagstaff, Ariz.
02/14/30	W	37-17	Tucson
02/15/30	W	46-24	Tucson
02/13/31	W	29-25	Flagstaff, Ariz.
02/14/31	L	24-27	Flagstaff, Ariz.
02/12/32	W	49-28	Tucson
02/13/32	W	37-31	Tucson
02/11/33	L	35-38	Flagstaff, Ariz.
02/12/33	L	28-31	Flagstaff, Ariz.
02/16/34	W	34-28	Tucson
02/17/34	W	39-27	Tucson
02/15/35	L	42-52	Flagstaff, Ariz.
02/16/35	L	47-48	Flagstaff, Ariz.
02/24/36	W	44-41	Tucson
02/25/36	W	48-38	Tucson
02/05/37	L	17-42	Flagstaff, Ariz.
02/06/37	W	35-33	Flagstaff, Ariz.
01/17/38	W	47-42	Tucson
01/18/38	W	32-28	Tucson
01/30/39	L	35-40	Tucson
01/31/39	L	35-48	Tucson
02/02/40	L	36-40	Flagstaff, Ariz.
02/03/40	W	40-32	Flagstaff, Ariz.
02/12/40	W	39-38	Tucson
02/13/40	W	55-35	Tucson
12/16/40	W	38-29	Tucson
03/03/41	W	55-46	Flagstaff, Ariz.
03/04/41	L	47-48	Flagstaff, Ariz.
01/26/42	L	36-44	Tempe, Ariz.
03/02/42	W	44-31	Tucson
01/25/43	W	55-23	Flagstaff, Ariz.
01/26/43	W	67-49	Flagstaff, Ariz.
02/01/43	W	71-42	Tucson
02/02/43	W	84-27	Tucson
01/13/45	W	44-38	Tucson
02/09/45	L	37-53	Flagstaff, Ariz.
02/10/45	L	36-47	Flagstaff, Ariz.
01/28/46	L	53-54	Flagstaff, Ariz.
01/29/46	W	38-35	Flagstaff, Ariz.
02/11/46	W	46-38	Tucson
02/12/46	W	51-36	Tucson
01/17/47	W	50-27	Tucson
01/27/47	W	52-37	Flagstaff, Ariz.
01/26/48	L	36-38	Flagstaff, Ariz.
01/31/48	W	72-39	Flagstaff, Ariz.
01/22/49	W	60-39	Flagstaff, Ariz.
02/25/49	W	55-38	Tucson
01/07/50	W	69-44	Flagstaff, Ariz.
02/18/50	W	64-58	Tucson
01/06/51	W	83-44	Tucson
01/20/51	W	69-39	Flagstaff, Ariz.
01/12/52	W	70-57	Tucson
01/28/52	W	57-55	Flagstaff, Ariz.
01/26/53	W	90-70	Flagstaff, Ariz.
02/10/53	W	69-54	Tucson
12/04/53	W	70-60	Tucson
12/02/54	W	68-58	Tucson
01/24/55	L	72-79	Flagstaff, Ariz.
12/03/55	W	96-67	Tucson
01/30/56	W	77-74	Flagstaff, Ariz.
12/01/56	W	79-57	Tucson
01/28/57	W	103-93 (ot)	Flagstaff, Ariz.
12/02/57	W	64-59	Tucson
01/27/58	L	70-85	Flagstaff, Ariz.
12/06/58	L	66-72	Tucson
01/26/59	L	69-97	Flagstaff, Ariz.
12/05/59	W	76-62	Tucson
01/27/60	L	69-77	Flagstaff, Ariz.
12/06/60	W	78-59	Tucson
01/25/61	W	67-49	Flagstaff, Ariz.
12/05/61	W	70-52	Tucson
02/17/62	W	68-59	Flagstaff, Ariz.
12/08/62	W	62-60	Tucson
01/30/63	W	71-63	Flagstaff, Ariz.
12/14/63	W	96-57	Tucson
01/30/64	W	83-71	Flagstaff, Ariz.
01/11/65	W	81-50	Tucson
01/27/65	W	89-63	Flagstaff, Ariz.
12/01/65	W	74-69	Flagstaff, Ariz.
12/11/65	W	68-58	Tucson
12/15/66	L	67-82	Tucson

ARIZONA

# Series vs. 2011-12 Opponents



**ARIZONA**

01/30/67	L	75-82	Flagstaff, Ariz.
12/07/67	W	82-74	Tucson
01/30/68	W	75-68	Tucson
12/03/68	W	86-69	Tucson
12/14/68	L	73-76	Flagstaff, Ariz.
01/24/70	W	94-76	Tucson
12/22/70	W	85-70	Flagstaff, Ariz.
01/22/72	W	70-65	Tucson
01/20/73	W	82-72	Flagstaff, Ariz.
01/15/74	W	80-62	Flagstaff, Ariz.
01/06/75	W	78-77	Tucson
12/06/75	W	98-81	Tucson
12/05/77	W	76-65	Tucson
12/30/78	W	67-63	Tucson
12/20/82	W	66-53	Tucson
11/25/83	W	72-65	Tucson
12/08/84	W	82-61	Flagstaff, Ariz.
12/07/85	W	66-57	Tucson
12/08/86	W	76-69	Flagstaff, Ariz.
12/08/87	W	77-59	Tucson
12/06/89	W	84-37	Tucson
12/05/90	W	100-64	Flagstaff, Ariz.
12/18/92	W	122-81	Tucson
11/26/96	W	88-70	Tucson
11/27/02	W	101-66	Tucson
11/24/03	W	107-73	Tucson
12/08/05	W	75-66	Tucson
11/15/06	W	101-79	Tucson
11/13/07	W+	76-69	Tucson
11/30/08	W	74-57	Tucson
11/15/09	W	87-70	Tucson
12/16/10	W	63-58	Tucson

(Fiesta Bowl Basketball Classic)

**Oakland (0-0)**  
First Meeting

**Oregon (45-23)**

01/12/79	L	60-63	Eugene, Ore.
02/10/79	W	69-67 (ot)	Tucson
01/12/80	L	73-90	Tucson
02/07/80	L	62-76	Eugene, Ore.
01/03/81	W	73-70	Tucson
03/07/81	L	75-79	Eugene, Ore.
01/02/82	L	88-97	Eugene, Ore.
03/06/82	W	96-78	Tucson
01/31/83	L	84-86	Tucson
02/24/83	L	57-63 (ot)	Eugene, Ore.
01/26/84	L	55-69	Eugene, Ore.
02/23/84	W	75-67 (ot)	Tucson
01/26/85	W	73-54	Eugene, Ore.
02/21/85	L	40-43	Tucson
01/25/86	W	85-68	Tucson
02/20/86	W	65-59	Eugene, Ore.
01/03/87	L	54-55 (ot)	Eugene, Ore.
02/05/87	W	68-53	Tucson
03/06/87	L	63-72	Los Angeles, Calif.

(1987 Pac-10 Tournament Quarterfinals)

01/16/88	W	70-54	Tucson
02/11/88	W	89-57	Eugene, Ore.
01/14/89	W	95-71	Tucson
02/09/89	W	78-57	Eugene, Ore.
11/30/89	L	63-68	Eugene, Ore.
03/01/90	W	84-58	Tucson
03/02/91	L	58-62	Eugene, Ore.
03/09/91	W	107-65	Tucson
01/30/92	W	104-53	Tucson
02/27/92	W	104-56	Eugene, Ore.
01/28/93	W	92-60	Eugene, Ore.
02/27/93	W	99-68	Tucson
01/27/94	W	98-86	Tucson
02/26/94	W	75-71	Eugene, Ore.
01/26/95	W	97-89	Eugene, Ore.
02/25/95	W	97-76	Tucson
01/27/96	W	70-65	Eugene, Ore.
02/22/96	W	81-63	Tucson
01/25/97	W	88-68	Tucson
02/20/97	L	72-78	Eugene, Ore.
01/22/98	W	87-57	Tucson
02/21/98	W	81-66	Eugene, Ore.
01/21/99	W	85-83	Eugene, Ore.
02/20/99	W	92-86	Tucson
02/03/00	W	77-71	Tucson
03/04/00	L	81-86	Eugene, Ore.
02/01/01	L	67-79	Eugene, Ore.
03/03/01	W	104-65	Tucson
12/22/01	L	75-105	Eugene, Ore.
01/04/02	L	80-90	Tucson
01/02/03	W	81-72	Eugene, Ore.
03/08/03	W	88-80	Tucson
01/25/04	W	90-66	Tucson
02/19/04	W	100-87	Eugene, Ore.
01/20/05	W	74-66	Eugene, Ore.
02/17/05	W	92-67	Tucson

01/14/06	L	68-73	Eugene, Ore.
02/09/06	W	70-68	Tucson
01/14/07	L	77-79	Tucson
02/10/07	W	77-74	Eugene, Ore.
03/08/07	L	50-69	Los Angeles, Calif.

(2007 Pacific Life Pac-10 Tournament Quarterfinals)

01/05/08	L	74-84	Tucson
03/08/08	L	69-78	Eugene, Ore.
01/08/09	W	67-52	Tucson
02/07/09	W	87-77	Eugene, Ore.
01/16/10	W	74-60	Eugene, Ore.
02/11/10	W	70-57	Tucson
12/30/10	W	76-57	Eugene, Ore.
03/05/11	W	90-82	Tucson

**Oregon State (53-20)**

11/28/75	W	96-67	Tucson
12/02/76	W	81-73	Corvallis, Ore.
01/13/79	L	80-116	Corvallis, Ore.
02/08/79	L	79-93	Tucson
01/10/80	L	72-77	Tucson
02/09/80	L	63-73	Corvallis, Ore.
01/05/81	L	49-61	Tucson
03/05/81	L	62-80	Corvallis, Ore.
01/04/82	L	55-68	Corvallis, Ore.
03/05/82	L	64-92	Tucson
01/29/83	L	54-72	Tucson
02/26/83	L	56-81	Corvallis, Ore.
02/13/84	L	48-53	Corvallis, Ore.
02/25/84	W	69-58	Tucson
01/24/85	L	55-59	Corvallis, Ore.
02/23/85	W	67-52	Tucson
01/23/86	W	63-62 (ot)	Tucson
02/22/86	W	55-53	Corvallis, Ore.
01/02/87	W	54-48	Corvallis, Ore.
02/14/87	W	71-61	Tucson
01/14/88	W	70-48	Corvallis, Ore.
02/14/88	W	77-62	Tucson
03/13/88	W	93-67	Tucson

(1988 Pac-10 Tournament Championship)

12/23/88	W	73-69	Corvallis, Ore.
01/12/89	W	85-64	Tucson
03/11/89	W	98-87	Inglewood, Calif.

(1989 Pac-10 Tournament Semifinal)

12/02/89	L	61-84	Corvallis, Ore.
03/03/90	W	87-60	Tucson
02/28/91	W	103-65	Corvallis, Ore.
03/07/91	W	82-67	Tucson
02/02/92	W	86-58	Tucson
02/29/92	W	70-62	Corvallis, Ore.
01/30/93	W	57-54	Corvallis, Ore.
02/25/93	W	81-70	Tucson
01/29/94	W	100-56	Tucson
02/24/94	W	96-69	Corvallis, Ore.
01/28/95	W	111-98	Tucson
02/23/95	W	83-69	Corvallis, Ore.
01/25/96	W	66-59	Corvallis, Ore.
02/24/96	W	84-60	Tucson
01/23/97	W	99-48	Tucson
02/22/97	W	74-64	Corvallis, Ore.
01/25/98	W	93-80	Tucson
02/19/98	W	71-70	Corvallis, Ore.
01/23/99	L	59-60	Corvallis, Ore.
02/18/99	W	89-72	Tucson
02/05/00	W	90-73	Tucson
03/02/00	L	69-70 (ot)	Corvallis, Ore.
02/03/01	W	68-41	Corvallis, Ore.
03/01/01	W	65-54	Tucson
12/20/01	W	76-73	Corvallis, Ore.
01/06/02	W	93-87	Tucson
01/04/03	W	80-65	Corvallis, Ore.
03/06/03	W	72-60	Tucson
01/22/04	W	109-75	Tucson
02/21/04	L	84-90	Corvallis, Ore.
01/22/05	W	92-83	Corvallis, Ore.
02/20/05	W	91-70	Tucson
03/11/05	W	90-59	Los Angeles, Calif.

(2005 Pacific Life Pac-10 Tournament Semifinals)

01/12/06	L	65-76	Corvallis, Ore.
02/11/06	W	80-58	Tucson
01/11/06	W	83-72	Tucson, Ariz.
02/08/07	W	72-66	Corvallis, Ore.
01/03/08	W+	76-63	Tucson
03/06/08	W+	81-45	Corvallis, Ore.
03/12/08	W+	87-56	Los Angeles, Calif.

(2008 Pacific Life Pac-10 Tournament First Round)

01/10/09	W	64-47	Tucson
02/05/09	W	56-53	Corvallis, Ore.
01/14/10	L	64-67	Corvallis, Ore.
02/13/10	L	55-63	Tucson
01/02/11	L	75-76	Corvallis, Ore.
03/03/11	W	70-59	Tucson
03/10/11	W	78-69	Los Angeles, Calif.

(2011 Pacific Life Pac-10 Tournament, Quarterfinal)

**St. John's (0-0)**  
First Meeting

**San Diego State (20-6)**

12/27/45	L	36-39	San Diego, Calif.
12/28/45	W	38-33	San Diego, Calif.
12/21/46	W	73-36	Tucson
12/23/47	W	60-44	Tucson
12/14/48	W	60-41	Tucson
12/16/50	W	68-38	Tucson
12/16/52	W	68-64	Tucson
12/02/55	W	80-74	Tucson
01/11/58	L	76-83	San Diego, Calif.
12/09/71	L	67-69	Tucson
01/15/73	L	68-81	San Diego, Calif.
12/11/73	W	101-79	Tucson
12/07/74	W	81-79	San Diego, Calif.
01/06/77	W	80-77	Tucson
12/02/77	W	80-79	San Diego, Calif.
12/23/82	W	46-44	Tucson
12/17/83	L	80-90	San Diego, Calif.
12/12/85	W	72-66	Tucson
12/04/86	W	110-78	San Diego, Calif.
12/07/02	W	89-81	San Diego, Calif.
12/22/03	W	83-71	Tucson
12/09/06	W	69-48	San Diego, Calif.

(San Diego Slam)

12/22/07	W	74-58	Tucson
----------	---	-------	--------

(Fiesta Bowl Classic)

12/10/08	W	69-56	Tucson
12/12/09	L	46-63	San Diego, Calif.

**Stanford (53-29)**

12/20/37	L	28-44	Tucson
01/02/42	L	26-56	Phoenix, Ariz.
01/03/42	L	33-54	Phoenix, Ariz.
12/21/54	L	56-66	Palo Alto, Calif.
12/26/58	L	59-74	Palo Alto, Calif.
01/28/66	W	94-54	Tucson
12/19/66	L	67-82	Palo Alto, Calif.
12/28/68	W	75-64	Honolulu, Hawaii

(Rainbow Classic)

12/04/72	L	68-75	Palo Alto, Calif.
12/30/74	W	80-67	Tucson
12/27/76	W	90-82	Tucson
01/04/79	W	74-64	Tucson
02/03/79	W	63-62	Palo Alto, Calif.
01/05/80	L	80-99	Palo Alto, Calif.
01/31/80	W	95-88 (ot)	Tucson
01/30/81	W	91-81	Palo Alto, Calif.
02/28/81	W	73-69	Tucson
02/01/82	W	61-54	Tucson
02/27/82	W	72-67	Palo Alto, Calif.
02/07/83	L	69-86	Palo Alto, Calif.
03/03/83	W	74-73	Tucson
02/04/84	L	66-74	Tucson
03/01/84	W	87-76	Palo Alto, Calif.
01/12/85	L	51-55	Palo Alto, Calif.
02/07/85	W	68-56	Tucson
01/09/86	W	77-69	Tucson
02/08/86	L	56-62	Palo Alto, Calif.
01/19/87	W	77-70	Tucson
02/26/87	L	73-75	Palo Alto, Calif.
01/09/88	W	90-65	Tucson
02/04/88	L	74-82	Palo Alto, Calif.
03/12/88	W	97-83	Tucson

(1988 Pac-10 Tournament Semifinals)

01/05/89	L	78-83	Palo Alto, Calif.
01/29/89	W	72-52	Tucson
03/12/89	W	73-51	Inglewood, Calif.

(1989 Pac-10 Tournament Championship)

01/25/90	W	68-61	Tucson
02/23/90	W	80-61	Palo Alto, Calif.
03/10/90	W	85-61	Tempe, Ariz.

(1990 Pac-10 Tournament, Semifinals)

01/24/91	W	78-76	Palo Alto, Calif.
02/26/91	W	89-51	Tucson
02/06/92	W	72-70	Palo Alto, Calif.
03/07/92	W	89-83	Tucson
02/04/93	W	96-61	Tucson
03/07/93	W	94-80	Palo Alto, Calif.
01/15/94	W	89-72	Tucson
02/10/94	W	77-60	Palo Alto, Calif.
01/14/95	W	89-83 (ot)	Palo Alto, Calif.
02/09/95	W	84-73	Tucson
01/06/96	L	71-80	Palo Alto, Calif.
03/07/96	L	79-85	Tucson
01/04/97	W	76-75	Tucson
03/06/97	L	80-81	Palo Alto, Calif.
01/29/98	W	93-75	Palo Alto, Calif.
02/28/98	W	90-58	Tucson
01/28/99	W	79-78	Tucson
02/27/99	L	83-98	Palo Alto, Calif.
01/08/00	W	68-65	Palo Alto, Calif.





# Series vs. 2011-12 Opponents

03/09/00	W	86-81	Tucson
01/06/01	L	76-85	Tucson
03/08/01	W	76-75	Palo Alto, Calif.
02/02/02	W	88-82 (ot)	Palo Alto, Calif.
02/28/02	L	71-76	Tucson
01/30/03	L	77-82	Tucson
03/01/03	W	72-69	Palo Alto, Calif.
01/10/04	L	72-82	Tucson
02/07/04	L	77-80	Palo Alto, Calif.
01/08/05	L	76-87	Palo Alto, Calif.
02/05/05	W	90-72	Tucson
01/19/06	W	90-81 (ot)	Tucson
02/19/06	W	76-72	Palo Alto, Calif.
03/09/06	W	73-68	Los Angeles, Calif.
(2006 Pacific Life Pac-10 Tournament, Quarterfinal)			
12/30/06	W	89-75	Tucson
03/03/07	W	85-80 (ot)	Palo Alto, Calif.
01/17/08	L	52-56	Palo Alto, Calif.
02/16/08	L	66-67	Tucson
03/13/08	L	64-75	Los Angeles, Calif.
(2008 Pacific Life Pac-10 Tournament, Quarterfinal)			
01/04/09	L	60-76	Palo Alto, Calif.
03/07/09	W	101-87	Tucson
01/28/10	W	76-68	Tucson
02/27/10	W	71-69	Palo Alto, Calif.
01/09/11	W	67-57	Tucson
02/03/11	W	78-69	Palo Alto, Calif.

### Texas A&M (6-1)

12/16/49	W	56-50	San Antonio, Texas
12/27/49	W	59-46	Tucson
12/29/52	W	66-49	Dallas, Texas
(Southwest Conference Holiday Tournament)			
12/28/70	W	90-76	Greenville, S.C.
(Poinsettia Classic)			
12/28/95	W	88-44	Tucson
(Bank One Fiesta Bowl Classic)			
12/02/07	W	78-67	Tucson
(Big 12/Pac-10 Hardwood Series)			
12/05/08	L	66-67	College Station, Texas
(Big 12/Pac-10 Hardwood Series)			

### UCLA (35-48)

02/19/23	L	30-43	Los Angeles, Calif.
02/20/23	W	33-22	Los Angeles, Calif.
02/26/23	L	23-30	Tucson
02/27/23	L	32-22	Tucson
01/26/51	L	63-69	San Francisco, Calif.
12/11/53	L	45-90	Los Angeles, Calif.
12/12/53	L	48-84	Los Angeles, Calif.
01/12/61	L	68-90	Los Angeles, Calif.
12/28/64	L	79-99	Los Angeles, Calif.
(Los Angeles Classic)			
01/31/66	L	67-84	Los Angeles, Calif.
12/01/69	L	65-90	Los Angeles, Calif.
03/20/76	L	66-82	Los Angeles, Calif.
(1976 NCAA West Regional Final)			
12/29/77	L	63-85	Los Angeles, Calif.
01/18/79	W	70-69	Tucson
02/17/79	L	86-110	Los Angeles, Calif.
01/21/80	L	59-69	Los Angeles, Calif.
02/16/80	L	78-90	Tucson
01/17/81	L	76-79	Tucson
02/12/81	L	79-90	Los Angeles, Calif.
01/16/82	L	56-65	Los Angeles, Calif.
02/12/82	L	73-88	Tucson
01/08/83	L	87-92	Tucson
03/10/83	L	58-111	Los Angeles, Calif.
01/07/84	L	58-61	Tucson
03/08/84	L	60-68	Los Angeles, Calif.
01/19/85	W	53-52	Tucson
03/02/85	L	54-58	Los Angeles, Calif.
02/13/86	W	85-60	Tucson
03/03/86	W	88-76	Los Angeles, Calif.
01/11/87	L	83-84	Tucson
02/12/87	L	65-81	Los Angeles, Calif.
01/24/88	W	86-74	Tucson
02/20/88	W	78-76 (ot)	Los Angeles, Calif.
02/18/89	W	102-64	Tucson
03/04/89	W	89-86	Los Angeles, Calif.
01/13/90	L	67-73	Los Angeles, Calif.
02/10/90	W	83-74	Tucson
03/11/90	W	94-78	Tempe, Ariz.
(1990 Pac-10 Tournament Championship)			
01/12/91	W	82-77	Tucson
02/10/91	W	105-94 (ot)	Los Angeles, Calif.
01/11/92	L	87-89	Tucson
03/12/92	L	81-89	Los Angeles, Calif.
01/07/93	W	82-80	Los Angeles, Calif.
03/13/93	W	99-80	Tucson
01/20/94	L	66-74	Los Angeles, Calif.
02/19/94	W	98-74	Tucson
01/19/95	L	61-71	Tucson
02/18/95	L	70-72	Los Angeles, Calif.

01/20/96	W	88-79	Tucson
02/15/96	L	75-76	Los Angeles, Calif.
01/18/97	L	78-84 (ot)	Los Angeles, Calif.
02/13/97	L	64-66	Tucson
01/03/98	W	87-75	Tucson
03/07/98	W	91-87	Los Angeles, Calif.
01/02/99	L	75-82	Los Angeles, Calif.
03/06/99	W	87-70	Tucson
01/20/00	W	76-61	Los Angeles, Calif.
02/19/00	W	99-84	Tucson
01/20/01	W	88-63	Tucson
02/15/01	L	77-79 (ot)	Los Angeles, Calif.
01/19/02	W	96-86	Tucson
02/14/02	L	76-77	Los Angeles, Calif.
01/18/03	W	87-52	Los Angeles, Calif.
02/13/03	W	106-70	Tucson
03/13/03	L	89-96 (ot)	Los Angeles, Calif.
(2003 Pac-10 Tournament, Quarterfinals)			
01/17/04	W	97-72	Los Angeles, Calif.
02/14/04	W	107-83	Tucson
01/15/05	W	76-73	Tucson
02/12/05	W	83-73	Los Angeles, Calif.
01/05/06	L	79-85 (ot)	Tucson
02/04/06	L	73-84	Los Angeles, Calif.
03/10/06	L	59-71	Los Angeles, Calif.
(2006 Pacific Life Pac-10 Tournament, Semifinal)			
01/20/07	L	69-73	Los Angeles, Calif.
02/17/07	L	66-81	Tucson
02/02/08	L	60-82	Los Angeles, Calif.
03/02/08	L	66-68	Tucson
01/15/09	L	60-83	Los Angeles, Calif.
02/14/09	W	84-72	Tucson
01/02/10	W	77-63	Los Angeles, Calif.
03/04/10	W	78-73	Tucson
03/11/10	L	69-75	Los Angeles, Calif.
(2010 Pacific Life Pac-10 Tournament, Quarterfinals)			
01/27/11	W	85-74	Tucson
02/26/11	L	49-71	Los Angeles, Calif.

### USC (58-40)

1922	W	36-28	Tucson
1922	L	20-46	Tucson
1922	W	28-27	Los Angeles, Calif.
1922	L	15-26	Los Angeles, Calif.
02/22/23	W	23-18	Los Angeles, Calif.
02/23/23	W	24-8	Los Angeles, Calif.
03/02/23	W	26-20	Tucson
03/03/23	W	27-16	Tucson
02/05/24	L	15-36	Los Angeles, Calif.
02/06/24	L	26-31	Los Angeles, Calif.
02/17/25	L	18-25	Los Angeles, Calif.
02/18/25	L	10-23	Los Angeles, Calif.
02/19/26	L	20-38	Los Angeles, Calif.
02/20/26	L	28-30 (2ot)	Los Angeles, Calif.
01/14/27	L	15-44	Los Angeles, Calif.
01/15/27	L	21-26 (ot)	Los Angeles, Calif.
12/20/28	L	31-35	Tucson
12/21/28	L	34-35	Tucson
01/03/30	L	21-35	Los Angeles, Calif.
01/04/30	L	26-35	Los Angeles, Calif.
12/19/31	W	28-26	Tucson
12/02/36	L	25-26	Tucson
12/26/53	W	57-55	Tucson
12/21/57	W	78-72	Tucson
02/01/64	W	71-63	Tucson
12/30/64	W	57-55	Los Angeles, Calif.
(Los Angeles Classic)			
12/07/72	W	71-69	Tucson
12/01/73	L	76-100	Los Angeles, Calif.
01/22/79	W	74-72	Tucson
02/15/79	L	67-70	Los Angeles, Calif.
01/19/80	W	86-83	Los Angeles, Calif.
02/14/80	W	74-65	Tucson
01/19/81	L	63-67	Tucson
02/14/81	L	71-81	Los Angeles, Calif.
01/15/82	L	67-89	Los Angeles, Calif.
02/13/82	L	59-60 (ot)	Tucson
01/06/83	L	67-74	Tucson
03/12/83	L	70-72	Los Angeles, Calif.
01/05/84	L	61-71	Los Angeles, Calif.
02/27/84	W	55-49	Tucson
01/17/85	L	63-64	Tucson
02/16/85	W	60-55	Los Angeles, Calif.
01/16/86	L	62-63	Los Angeles, Calif.
02/15/86	W	71-62	Tucson
01/08/87	W	78-44	Tucson
02/17/87	W	73-61	Los Angeles, Calif.
01/21/88	W	92-48	Tucson
02/18/88	W	103-68	Los Angeles, Calif.
01/19/89	W	97-69	Los Angeles, Calif.
02/16/89	W	93-70	Tucson
01/11/90	W	90-75	Los Angeles, Calif.
02/08/90	W	95-70	Tucson
03/09/90	W	80-57	Tempe, Ariz.

(1990 Pac-10 Tournament Quarterfinals)			
01/10/91	W	87-85	Tucson
02/07/91	L	83-87	Los Angeles, Calif.
01/09/92	W	107-68	Tucson
03/14/92	L	69-70	Los Angeles, Calif.
01/09/93	W	81-73	Los Angeles, Calif.
03/11/93	W	87-76	Tucson
01/22/94	W	83-74	Los Angeles, Calif.
02/17/94	W	94-61	Tucson
01/21/95	W	94-73	Tucson
02/16/95	W	89-80	Los Angeles, Calif.
01/18/96	W	93-81	Tucson
02/17/96	W	86-72	Los Angeles, Calif.
01/16/97	L	62-75	Los Angeles, Calif.
02/15/97	W	101-77	Tucson
01/05/98	W	91-72	Tucson
03/05/98	L	90-91 (ot)	Los Angeles, Calif.
01/04/99	W	87-78	Los Angeles, Calif.
03/04/99	W	88-73	Tucson
01/22/00	L	72-80	Los Angeles, Calif.
02/17/00	W	92-85	Tucson
01/18/01	W	71-58	Tucson
02/17/01	W	105-61	Los Angeles, Calif.
01/17/02	W	97-80	Tucson
02/16/02	L	89-94	Los Angeles, Calif.
03/09/02	W	81-71	Los Angeles, Calif.
(2002 Pac-10 Tournament Championship)			
01/16/03	W	81-72	Los Angeles, Calif.
02/15/03	W	86-59	Tucson
01/15/04	L	90-99	Los Angeles, Calif.
02/12/04	W	97-70	Tucson
03/11/04	W	79-76	Los Angeles, Calif.
(2004 Pac-10 Tournament, Quarterfinals)			
01/13/05	W	77-68	Tucson
02/10/05	W	88-76	Los Angeles, Calif.
01/07/06	W	74-63	Tucson
02/02/06	L	70-77	Los Angeles, Calif.
01/18/07	L	73-80	Los Angeles, Calif.
02/15/07	L	75-80	Tucson
01/31/08	W+	80-69	Los Angeles, Calif.
02/28/08	L	58-70	Tucson
01/17/09	L	64-65	Los Angeles, Calif.
02/12/09	W	83-76	Tucson
12/31/09	L	50-56	Los Angeles, Calif.
03/06/10	W	86-84 (2ot)	Tucson
01/29/11	W	82-73	Tucson
02/24/11	L	57-65	Los Angeles, Calif.
03/11/11	W	67-62	Los Angeles, Calif.
(2011 Pacific Life Pac-10 Tournament, Semifinal)			

### Utah (21-28)

12/21/53	L	57-65	Tucson
12/10/54	L	44-77	Salt Lake City, Utah
12/11/54	L	68-83	Salt Lake City, Utah
12/09/55	L	45-119	Salt Lake City, Utah
12/10/55	L	63-93	Salt Lake City, Utah
12/07/56	L	55-66	Salt Lake City, Utah
12/08/56	L	65-89	Salt Lake City, Utah
12/01/61	L	62-71	Tucson
01/11/63	L	50-52 (ot)	Tucson
02/16/63	W	74-70	Salt Lake City, Utah
02/14/64	W	85-72	Tucson
02/28/64	L	73-86	Salt Lake City, Utah
01/16/65	W	57-48	Tucson
02/27/65	L	72-100	Salt Lake City, Utah
01/07/66	L	78-87	Salt Lake City, Utah
02/18/66	W	71-68	Tucson
01/14/67	W	74-70	Tucson
03/03/67	L	72-88	Salt Lake City, Utah
01/13/68	L	77-83	Salt Lake City, Utah
03/01/68	W	89-79	Tucson
01/25/69	W	90-64	Tucson
02/13/69	L	75-105	Salt Lake City, Utah
01/10/70	L	74-79	Tucson
02/12/70	L	75-92	Salt Lake City, Utah
01/28/71	L	86-99	Tucson
02/27/71	L	91-102	Salt Lake City, Utah
01/07/72	W	78-76	Salt Lake City, Utah
02/12/72	L	73-82	Tucson
01/26/73	W	89-86	Salt Lake City, Utah
02/23/73	W	101-95 (3ot)	Tucson
01/19/74	L	106-121	Salt Lake City, Utah
02/23/74	W	122-92	Tucson
01/10/75	L	74-75 (ot)	Salt Lake City, Utah
02/15/75	W	93-89	Tucson
01/17/76	W	87-77	Tucson
02/13/76	W	89-76	Salt Lake City, Utah
01/20/77	W	102-98	Tucson
02/19/77	L	61-76	Salt Lake City, Utah
01/21/78	L	92-101	Salt Lake City, Utah
02/16/78	L	73-83	Tucson
12/21/85	L	68-76	Salt Lake City, Utah
12/06/86	L	67-68	Tucson
12/12/92	W	78-64	Tucson

ARIZONA

# Series vs. 2011-12 Opponents



**ARIZONA**

12/09/93 W 88-81 Salt Lake City, Utah  
 12/07/96 W 69-61 Anaheim, Calif.  
 (John R. Wooden Classic)  
 03/21/98 L 51-76 Anaheim, Calif.  
 (1998 NCAA Tournament, West Regional Final)  
 12/11/04 W 67-62 Tucson  
 12/17/05 W 73-43 Salt Lake City, Utah  
 03/20/09 W 84-71 Miami, Fla.  
 (2009 NCAA Tournament, Midwest Region, First Round)

**Valparaiso (2-0)**

03/15/96 W 90-51 Tempe, Ariz.  
 (1996 NCAA West Region, First Round)  
 12/30/01 W 74-70 Tucson  
 (Fiesta Bowl Classic honoring Bobbi Olson, Championship)

**Washington (44-26)**

12/29/64 W 77-63 Los Angeles, Calif.  
 (Los Angeles Classic)  
 12/09/78 L 66-75 Seattle, Wash.  
 03/01/79 W 71-68 Tucson  
 12/20/79 W 67-65 Tucson  
 02/28/80 L 72-76 Seattle, Wash.  
 01/08/81 W 84-77 Seattle, Wash.  
 02/07/81 W 68-66 (ot) Tucson  
 01/08/82 L 57-60 (ot) Tucson  
 02/06/82 L 62-86 Seattle, Wash.  
 01/13/83 L 61-74 Seattle, Wash.  
 02/12/83 L 72-80 Tucson  
 01/12/84 L 53-55 Tucson  
 02/11/84 L 51-56 Seattle, Wash.  
 01/31/85 W 69-56 Tucson  
 02/28/85 L 58-60 Seattle, Wash.  
 02/01/86 W 70-57 Seattle, Wash.  
 02/27/86 W 77-56 Tucson  
 01/17/87 W 73-72 Seattle, Wash.  
 02/21/87 W 81-70 Tucson  
 12/20/87 W 110-71 Seattle, Wash.  
 03/05/88 W 89-71 Tucson  
 12/20/88 W 116-61 Tucson  
 02/05/89 W 85-68 Seattle, Wash.  
 01/04/90 W 65-51 Tucson  
 02/03/90 W 75-60 Seattle, Wash.  
 01/03/91 L 56-70 Seattle, Wash.  
 02/02/91 W 85-56 Tucson  
 01/16/92 L 60-62 Seattle, Wash.  
 02/15/92 W 85-51 Tucson  
 01/14/93 W 93-76 Tucson  
 02/13/93 W 81-72 Seattle, Wash.  
 02/05/94 L 69-74 Seattle, Wash.  
 03/03/94 W 95-62 Tucson  
 02/04/95 W 91-65 Tucson  
 03/04/95 W 63-54 Seattle, Wash.  
 02/01/96 L 79-80 (ot) Tucson  
 03/03/96 W 67-65 Seattle, Wash.  
 02/02/97 L 88-92 Seattle, Wash.  
 03/02/97 W 103-82 Tucson  
 01/10/98 W 110-91 Seattle, Wash.  
 02/05/98 W 112-81 Tucson  
 01/09/99 W 88-86 Tucson  
 02/04/99 L 84-90 Seattle, Wash.  
 01/15/00 W 69-62 Tucson  
 02/10/00 W 65-56 Seattle, Wash.  
 01/13/01 W 89-64 Seattle, Wash.  
 02/08/01 W 82-62 Tucson  
 01/12/02 W 74-69 Seattle, Wash.  
 02/07/02 W 91-82 Tucson  
 01/11/03 W 79-61 Tucson  
 02/06/03 W 88-85 (ot) Seattle, Wash.  
 01/29/04 L 83-96 Seattle, Wash.  
 02/26/04 L 84-89 Tucson  
 03/12/04 L 85-90 Los Angeles, Calif.  
 (2004 Pac-10 Tournament, Semifinals)  
 01/27/05 W 91-82 Tucson  
 02/26/05 L 85-93 Seattle, Wash.  
 03/12/05 L 72-81 Los Angeles, Calif.  
 (2005 Pacific Life Pac-10 Tournament, Championship)  
 12/31/05 W 96-95 (2ot) Seattle, Wash.  
 03/04/06 L 67-70 Tucson  
 01/04/07 W 96-87 Seattle, Wash.  
 02/03/07 W 84-54 Tucson  
 01/26/08 W+ 84-69 Tucson  
 02/21/08 L 66-75 Seattle, Wash.  
 01/29/09 W 106-97 Tucson  
 02/28/09 L 78-83 Seattle, Wash.  
 01/10/10 W 87-70 Tucson  
 02/04/10 L 75-81 Seattle, Wash.  
 01/20/11 L 68-85 Seattle, Wash.  
 02/19/11 W 87-86 Tucson  
 03/12/11 L 75-77 (ot) Los Angeles, Calif.  
 (2011 Pacific Life Pac-10 Tournament, Championship)

**Washington State (53-16)**

12/22/59 L 58-64 Tucson  
 12/27/62 W 67-57 Portland, Ore.  
 (Far West Classic)  
 12/08/78 L 68-74 Pullman, Wash.  
 03/03/79 W 78-72 Tucson  
 12/22/79 L 57-59 Tucson  
 03/01/80 L 71-74 Pullman, Wash.  
 01/10/81 L 71-80 Pullman, Wash.  
 02/05/81 W 77-73 Tucson  
 01/09/82 L 53-59 Tucson  
 02/04/82 W 58-56 Pullman, Wash.  
 01/15/83 L 64-86 Pullman, Wash.  
 02/10/83 L 65-75 Tucson  
 01/14/84 L 49-51 Tucson  
 03/10/84 W 86-68 Pullman, Wash.  
 02/02/85 W 73-56 Tucson  
 02/18/85 W 63-60 Pullman, Wash.  
 01/30/86 L 63-65 (ot) Pullman, Wash.  
 03/01/86 W 62-61 Tucson  
 01/15/87 W 96-59 Pullman, Wash.  
 02/19/87 W 84-58 Tucson  
 12/22/87 W 89-55 Pullman, Wash.  
 03/03/88 W 79-41 Tucson  
 12/18/88 W 76-59 Tucson  
 03/02/89 W 74-48 Pullman, Wash.  
 03/10/89 W 62-54 Inglewood, Calif.  
 (1989 Pac-10 Tournament Quarterfinals)  
 01/06/90 W 81-61 Tucson  
 02/01/90 W 66-62 Pullman, Wash.  
 01/05/91 W 84-69 Pullman, Wash.  
 01/31/91 W 84-71 Tucson  
 01/18/92 W 78-65 Pullman, Wash.  
 02/13/92 W 94-72 Tucson  
 01/16/93 W 87-63 Tucson  
 02/11/93 W 70-64 Pullman, Wash.  
 02/03/94 W 80-68 Pullman, Wash.  
 03/05/94 W 85-69 Tucson  
 02/02/95 W 84-76 Tucson  
 03/02/95 W 114-111 (2ot) Pullman, Wash.  
 02/03/96 W 96-78 Tucson  
 02/29/96 W 72-62 Pullman, Wash.  
 01/30/97 W 87-78 Pullman, Wash.  
 02/27/97 W 100-86 Tucson  
 01/08/98 W 94-81 Spokane, Wash.  
 02/07/98 W 83-61 Tucson  
 01/07/99 W 99-87 Tucson  
 02/06/99 W 81-79 Pullman, Wash.  
 01/13/00 W 80-75 Tucson  
 02/12/00 W 73-50 Pullman, Wash.  
 01/11/01 W 84-51 Spokane, Wash.  
 02/10/01 W 86-51 Tucson  
 01/10/02 W 92-85 Pullman, Wash.  
 02/09/02 W 85-68 Tucson  
 01/09/03 W 82-69 Tucson  
 02/08/03 W 75-62 Pullman, Wash.  
 01/31/04 W 61-57 Pullman, Wash.  
 02/28/04 W 72-60 Tucson  
 01/29/05 L 63-70 Tucson  
 02/24/05 W 57-56 (ot) Pullman, Wash.  
 12/29/05 W 70-52 Spokane, Wash.  
 03/02/06 W 66-61 Tucson  
 01/06/07 L 73-77 (ot) Pullman, Wash.  
 02/01/07 L 66-72 Tucson  
 01/24/08 W+ 76-64 Tucson  
 02/23/08 W+ 65-55 Pullman, Wash.  
 01/31/09 W 66-56 Tucson  
 02/26/09 L 53-69 Pullman, Wash.  
 01/08/10 L 76-78 Tucson  
 02/06/10 L 60-78 Pullman, Wash.  
 01/22/11 W 65-63 Pullman, Wash.  
 02/17/11 W 79-70 Tucson

+ Indicated game vacated due to NCAA infractions.

*Series Record vs. the Conferences*

**Pac-12 Conference . . . . . 561-345 (.619)**

Arizona State . . . . . 141-79  
 +California . . . . . 54-28  
 Colorado . . . . . 5-8  
 Oregon . . . . . 45-23  
 +Oregon State . . . . . 53-20  
 Stanford . . . . . 53-29  
 UCLA . . . . . 35-48  
 +USC . . . . . 58-40  
 Utah . . . . . 20-28  
 +Washington . . . . . 44-26  
 +Washington State . . . . . 53-16

**America East Conference . . . . . 2-0 (1.000)**

Boston University . . . . . 1-0  
 Vermont . . . . . 1-0

**Atlantic Coast Conferencet . . . . . 21-16 (.568)**

Boston College . . . . . 3-0  
 Clemson . . . . . 1-0  
 Duke . . . . . 4-4  
 Florida State . . . . . 1-3  
 Georgia Tech . . . . . 0-1  
 Maryland . . . . . 3-0  
 Miami (Fla.) . . . . . 2-0  
 North Carolina . . . . . 3-4  
 North Carolina State . . . . . 2-0  
 Virginia . . . . . 2-3  
 Wake Forest . . . . . 0-1

**Atlantic Sun . . . . . 2-2 (.500)**

East Tennessee State . . . . . 1-1  
 Jacksonville . . . . . 0-1  
 Lipscomb . . . . . 1-0

**Atlantic 10 Conference . . . . . 16-8 (.667)**

Dayton . . . . . 2-1  
 Duquesne . . . . . 1-3  
 Fordham . . . . . 1-1  
 LaSalle . . . . . 1-2  
 Rhode Island . . . . . 2-0  
 Richmond . . . . . 2-0  
 St. Bonaventure . . . . . 1-0  
 St. Joseph's . . . . . 2-0  
 Saint Louis . . . . . 2-1  
 Temple . . . . . 2-0

**Big East Conference . . . . . 30-24 (.556)**

Cincinnati . . . . . 3-0  
 Connecticut . . . . . 0-5  
 DePaul . . . . . 0-2  
 Georgetown . . . . . 2-1  
 Louisville . . . . . 2-2  
 Marquette . . . . . 3-1  
 Notre Dame . . . . . 4-1  
 Pittsburgh . . . . . 3-2  
 Providence . . . . . 3-2  
 Rutgers . . . . . 2-0  
 Seton Hall . . . . . 1-2  
 South Florida . . . . . 1-0  
 Syracuse . . . . . 1-2  
 Villanova . . . . . 2-2  
 +West Virginia . . . . . 3-2

**Big Sky Conference . . . . . 106-33 (.763)**

Idaho State . . . . . 4-4  
 Montana . . . . . 1-0  
 Montana State . . . . . 1-1  
 Northern Arizona . . . . . 93-27  
 Northern Colorado . . . . . 2-1  
 Portland State . . . . . 1-0  
 Weber State . . . . . 4-0



# Series vs. The Conferences

**Big South Conference** ..... 2-0 (1.000)  
 Liberty ..... 1-0  
 UNC-Asheville ..... 1-0

**Big Ten Conference** ..... 33-32 (.508)  
 Illinois ..... 8-6  
 Iowa ..... 3-5  
 Michigan ..... 6-2  
 Michigan State ..... 4-3  
 Minnesota ..... 0-4  
 Nebraska ..... 2-2  
 Northwestern ..... 2-0  
 Ohio State ..... 0-1  
 Penn State ..... 1-0  
 Purdue ..... 5-6  
 Wisconsin ..... 2-3

**Big 12 Conference** ..... 60-59 (.500)  
 Baylor ..... 5-3  
 Iowa State ..... 3-3  
 Kansas ..... 4-8  
 Kansas State ..... 5-8  
 Missouri ..... 1-1  
 +Oklahoma ..... 2-5  
 Oklahoma State ..... 3-0  
 Texas ..... 9-2  
 Texas A&M ..... 6-1  
 Texas Tech ..... 22-28

**Big West Conference** ..... 26-5 (.839)  
 Cal Poly SLO ..... 2-0  
 Cal State-Fullerton ..... 4-1  
 Idaho ..... 4-0  
 Long Beach State ..... 3-0  
 Pacific ..... 3-1  
 UC-Irvine ..... 1-0  
 UC-Riverside ..... 2-0  
 UC-Santa Barbara ..... 7-3

**Colonial Athletic Association** ..... 5-0 (1.000)  
 Delaware ..... 1-0  
 James Madison ..... 1-0  
 UNC-Wilmington ..... 1-0  
 Old Dominion ..... 1-0  
 Towson State ..... 1-0

**Conference USA** ..... 79-42 (.653)  
 UAB ..... 1-1  
 East Carolina ..... 1-0  
 Houston ..... 5-5  
 Memphis ..... 4-4  
 Rice ..... 2-0  
 Southern Methodist ..... 3-0  
 Southern Mississippi ..... 2-0  
 Texas-El Paso ..... 58-30  
 Tulane ..... 2-0  
 Tulsa ..... 1-2

**Horizon League** ..... 8-1 (.889)  
 Butler ..... 3-0  
 Detroit (Mercy) ..... 1-1  
 Loyola (Ill.) ..... 1-0  
 Valparaiso ..... 2-0  
 Wright State ..... 1-0

**Ivy League** ..... 6-0 (1.000)  
 Columbia ..... 1-0  
 Cornell ..... 1-0  
 Harvard ..... 2-0  
 Pennsylvania ..... 1-0  
 Princeton ..... 1-0

**Metro Atlantic Athletic Conference** 3-4 (.429)  
 Canisius ..... 1-3  
 Loyola (Md.) ..... 1-0  
 Manhattan ..... 1-0  
 Niagara ..... 0-1

**Mid-American Conference** ..... 4-4 (.500)  
 Bowling Green ..... 0-1  
 Eastern Michigan ..... 2-0  
 Miami (Ohio) ..... 0-2  
 Northern Illinois ..... 2-0  
 Ohio University ..... 0-1

**Mid-Eastern Athletic Conference** . 4-0 (1.000)  
 Bethune-Cookman ..... 1-0  
 Coppin State ..... 1-0  
 Delaware State ..... 1-0  
 Morgan State ..... 1-0

**Missouri Valley Conference** ... 12-12 (.500)  
 Bradley ..... 3-7  
 Creighton ..... 1-1  
 Drake ..... 1-1  
 Evansville ..... 3-1  
 Illinois State ..... 1-0  
 Southern Illinois ..... 2-1  
 Wichita State ..... 1-1

**Mountain West Conference** .. 185-137 (.575)  
 Air Force ..... 2-4  
 Brigham Young ..... 20-19  
 Colorado State ..... 14-11  
 UNLV ..... 6-10  
 New Mexico ..... 83-42  
 San Diego State ..... 20-6  
 Texas Christian ..... 0-2  
 Wyoming ..... 20-15

**Northeast Conference** ..... 6-1 (.857)  
 Long Island ..... 1-0  
 Robert Morris ..... 3-0  
 St. Francis (N.Y.) ..... 0-1  
 St. Francis (Pa.) ..... 2-0

**Ohio Valley Conference** ..... 5-1 (.833)  
 Austin Peay ..... 1-0  
 Eastern Illinois ..... 1-0  
 Morehead State ..... 1-0  
 Murray State ..... 1-1  
 Samford ..... 1-0

**Patriot League** ..... 1-0 (1.000)  
 Holy Cross ..... 1-0

**Southeastern Conference** ..... 13-22 (.371)  
 Alabama ..... 0-2  
 Arkansas ..... 2-6  
 Auburn ..... 0-1  
 Florida ..... 1-1  
 Kentucky ..... 3-2  
 Louisiana State ..... 3-3  
 Mississippi ..... 1-1  
 Mississippi State ..... 2-1  
 Tennessee ..... 1-3  
 Vanderbilt ..... 0-2

**Southern Conference** ..... 2-0 (1.000)  
 College of Charleston ..... 1-0  
 Davidson ..... 1-0

**Southland Conference** ..... 4-2 (.667)  
 Lamar ..... 1-1  
 Nicholls State ..... 1-0  
 Sam Houston State ..... 1-0  
 Texas-San Antonio ..... 1-1

**Southwestern Athletic** ..... 3-0 (1.000)  
 Jackson State ..... 2-0  
 Mississippi Valley State ..... 1-0

**Summit League** ..... 5-1 (.833)  
 Centenary (La.) ..... 2-1  
 IUPUI ..... 1-0  
 +UMKC ..... 1-0  
 Western Illinois ..... 1-0

**Sun Belt Conference** ..... 14-4 (.778)  
 Arkansas-Little Rock ..... 1-0  
 Denver ..... 3-1  
 Florida Atlantic ..... 1-0  
 Florida International ..... 1-0  
 Louisiana-Lafayette ..... 2-0  
 New Orleans ..... 3-0  
 North Texas ..... 0-2  
 South Alabama ..... 1-1  
 Western Kentucky ..... 2-0

**West Coast Conference** ..... 29-14 (.674)  
 Gonzaga ..... 3-0  
 Loyola Marymount ..... 8-4  
 Pepperdine ..... 5-0  
 Saint Mary's ..... 4-2  
 Santa Clara ..... 6-4  
 San Diego ..... 2-0  
 San Francisco ..... 1-4

**Western Athletic Conference** .. 75-48 (.610)  
 Fresno State ..... 3-3  
 Hawaii ..... 2-0  
 Louisiana Tech ..... 1-0  
 New Mexico State ..... 58-38  
 San Jose State ..... 10-4  
 Utah State ..... 1-3

**NCAA Division I Independents** .... 1-1 (.500)  
 Texas-Pan American ..... 1-1

**NCAA Division II** ..... 56-28 (.667)  
 +Adams State ..... 2-0  
 Alaska-Anchorage ..... 1-0  
 UC-Davis ..... 1-0  
 Cal Poly Pomona ..... 2-0  
 Cal State Bakersfield ..... 1-0  
 Cal State Los Angeles ..... 4-5  
 Chaminade ..... 1-0  
 Charleston (W.Va.) ..... 1-0  
 Eastern New Mexico ..... 1-0  
 Fort Hays State ..... 1-0  
 Grand Canyon ..... 4-0  
 Hawaii-Hilo ..... 2-0  
 Hawaii Pacific ..... 2-0  
 Midwestern ..... 2-0  
 Regis ..... 1-1  
 San Francisco State ..... 1-0  
 Seattle ..... 5-2  
 Southeast Oklahoma ..... 0-1  
 Wayne State ..... 1-0  
 West Texas State ..... 20-16  
 Western New Mexico ..... 3-3

**NCAA Division III** ..... 52-22 (.703)  
 Beloit ..... 1-1  
 Cal State Hayward ..... 2-0  
 DePauw ..... 1-0  
 Hamline ..... 3-0  
 Hardin-Simmons ..... 24-14  
 Illinois Wesleyan ..... 1-1  
 LaVerne ..... 2-0  
 New York University ..... 0-1  
 Occidental ..... 5-1  
 Pomona ..... 2-0  
 Southwestern ..... 0-1  
 Washington University ..... 0-2  
 Whittier ..... 11-1

**Others** ..... 13-1 (.929)  
 Houston Baptist ..... 1-0  
 New Mexico Tech ..... 10-0  
 Oklahoma City ..... 1-1  
 U.S. International ..... 1-0

+ Indicates that series results are affected by a vacated game(s) due to NCAA infractions. Records or streaks listed reflect on-court results only. For further information on specific games see pages 92-93 and the results for the 1998-99 and 2007-08 seasons.

ARIZONA





## Individual Records

### Points Scored

Game: 46, Ernie McCray, vs. Cal State-Los Angeles, 2/6/1960  
 Half: 33, Joe Skaisgir, vs. Hardin-Simmons, 1/4/1962 (2nd);  
 33, Al Fleming, vs. Detroit, 1/10/1976 (2nd);  
 33, Damon Stoudamire, at Washington St., 3/2/1995 (2nd+2ot)  
 Season: 848, Khalid Reeves, 1993-94 (35 games)  
 Career: 2,555, Sean Elliott, 1985-89 (133 games)  
 Opponent, Game: 50, Bob Beckel, at Air Force, 2/28/1959 (17 FG/16 FT)  
 Opponent, Half: 28, Ron Sanford, at New Mexico, 2/22/1968

### Points Per Game

Season: 24.2, Khalid Reeves, 1993-94, (848 in 35)  
 Career: 23.9, Coniel Norman, 1972-74, (1194 in 50)

### Field Goals

Game: 19, Coniel Norman, at BYU, 1/25/1974, (31 att.)  
 Half: 13, Damon Stoudamire, at Washington St., 3/2/1995 (2nd+2ot)  
 Season: 276, Khalid Reeves, 1993-94  
 Career: 896, Sean Elliott, 1986-89  
 Opponent, Game: 19, Billy Shepard, vs. Butler, 12/5/1970 (32 att.)

### Field Goal Attempts

Game: 32, Bill Kemmeries, at Hardin-Simmons, 2/16/1952 (14 made)  
 Half: 22, Damon Stoudamire, at Wash. St., 3/2/1995 (13 made, 2nd+2ot)  
 Season: 572, Khalid Reeves, 1993-94 (276 made)  
 Career: 1750, Sean Elliott, 1986-89 (896 made)  
 Opponent, Game: 35, Freeman Williams, Portland St., 1/27/1976 (16 made)

### Field Goal Percentage

Game (Min. 10 Atts.): 1.000, Al Fleming, vs. Midwestern, 12/1/1975 (10-of-10);  
 .933, Brian Williams, at UCLA, 2/10/1991 (14-of-15);  
 .929, Khalid Reeves, vs. Michigan, 12/30/1993 (13-of-14)  
 Half: 1.000, Michael Dickerson, vs. Washington, 2/5/1998 (11-of-11, 2nd)  
 Season: .667, Al Fleming, 1973-74 (136-of-204);  
 .690, Joseph Blair, 1995-96 (89-of-129/14 games)  
 Career: .605, Pete Williams, 1983-85, (296-of-489)  
 Opponent, Game: 1.000, Kresimir Cosic, at BYU, 2/26/1971 (12-of-12)

### 3-Point Field Goals

Game: 9, Salim Stoudamire, vs. Oregon State, 2/20/2005 (14 att.)  
 Half: 6, Salim Stoudamire, vs. Oregon State, 2/20/2005 (1st/8 att.)  
 6, Matt Othick, vs. Temple, 2/23/1992 (2nd);  
 6, Chris Mills, vs. Delaware State, 12/28/1992 (1st)  
 Season: 120, Salim Stoudamire, 2004-05  
 Career: 342, Salim Stoudamire, 2001-05  
 Opponent, Game: 9, Jimmer Fredette, vs. BYU, 12/28/2009 (13 att.)

### 3-Point Field Goal Attempts

Game: 16, Jason Gardner, vs. Kansas, 12/1/2001 (8 made)  
 Half: 9, Craig McMillan, at Washington, 1/17/1987 (5 made/1st)  
 Season: 276, Jason Gardner, 2001-02 (106 made)  
 Career: 875, Jason Gardner, 1999-2003 (318 made)  
 Opponent, Game: 19, Kelvin Lewis, vs. Houston, 1/24/2009 (5 made)

### 3-Point Field Goal Percentage

Game (Min. 5 atts.):  
 1.000, Jawann McClellan, vs. New Mexico State, 11/19/2006 (7-of-7);  
 1.000, Gilbert Arenas, at Washington State, 1/11/2001 (6-of-6);  
 1.000 Steve Kerr, at Oregon State, 1/14/1988 (5-of-5);  
 1.000, Matt Muehlebach, vs. UCLA, 1/12/1991 (5-of-5);  
 1.000, Gilbert Arenas, at USC, 2/17/2001, (5-of-5);  
 Game (Min. 10 atts.):  
 .700, Michael Dickerson, vs. North Carolina, 11/22/1996 (7-of-10);  
 .700, Kyle Fogg, vs. UCLA, 3/4/2010 (7-of-10)  
 Half: 1.000, Salim Stoudamire, vs. Manhattan, 12/21/2004 (5-of-5);  
 1.000, Salim Stoudamire, at Oregon, 2/19/2004 (5-of-5);  
 1.000, Jawann McClellan, vs. New Mexico St., 11/19/2006 (5-of-5)  
 Season: .573, Steve Kerr, 1987-88 (114-of-199)  
 Career: .573, Steve Kerr, 1988 (114-of-199)  
 Opponent, Game: 1.000, Dion Cross, Stanford, 3/7/1996 (7-of-7)

### Free Throws

Game: 18, Jerryd Bayless, at Houston, 1/12/2008 (20 att.)  
 Half: 14, Miles Simon, at Washington St. (Spokane), 1/8/1998 (14 att.)  
 Season: 247, Derrick Williams, 2010-11 (331 att.)  
 Career: 623, Sean Elliott, 1986-89 (786 att.)  
 Consecutive: 39, Salim Stoudamire, 11/17/2001-1/23/2002

### Opponent, Game:

16, Bob Jarrett, at New Mexico State, 1/11/1957 (16 att.);  
 16, Bob Beckel, at Air Force, 2/28/1959 (18 att.);  
 16, Kent Carso, vs. South Alabama, 12/20/1971 (19 att.)

### Free Throw Attempts

Game: 22, Derrick Williams, vs. California, 1/6/2011 (16 made)  
 Half: 16, Bill Kemmeries, vs. San Diego Marines, 12/5/1952 (8 made/2nd)  
 Season: 331, Derrick Williams, 2010-11 (247 made)  
 Career: 786, Sean Elliott, 1986-89 (623 made)  
 Opponent, Game: 21, Don Meineke, vs. Dayton (N.I.T.), 3/13/1951 (15 made)

### Free Throw Percentage

Game (Min. 12 attempts):  
 1.000, Jerryd Bayless, vs. Stanford, 2/16/2008 (16-of-16)  
 1.000, Nic Wise, vs. Washington, 1/29/2009 (14-of-14);  
 1.000, Warren Ridge, at Utah, 2/1/1956 (12-of-12)  
 1.000, Dylan Rigdon, at USC, 1/22/1994 (12-of-12);  
 1.000, Jason Terry, vs. Washington, 1/9/1999 (12-of-12);  
 1.000, Jason Gardner, vs. Arizona State, 3/7/2002 (12-of-12);  
 1.000, Nic Wise, vs. UNLV, 12/2/2009 (12-of-12);  
 1.000, Nic Wise, vs. Lipscomb, 12/21/2009 (12-of-12);  
 1.000, Kyle Fogg, at Oregon, 1/16/2010 (12-of-12);  
 1.000, Derrick Williams, vs. Wash. State, 2/17/2011 (12-of-12)  
 Season (Min. 2.0 made per game):  
 .910, Salim Stoudamire, 2004-05 (122-of-134)  
 Career (Min. 2.0 made per game):  
 .870, Salim Stoudamire, 2001-05 (388-of-446)  
 Opponent, Game:  
 1.000, Bob Jarrett, at New Mexico State, 1/11/1957 (16-of-16)

### Rebounds

Game: 26, Bill Reeves, vs. UC-Santa Barbara, 2/1/1956;  
 26, Joe Skaisgir, vs. Cal State-Los Angeles, 1/31/1962  
 Half: 15, Kenny Davis, vs. Texas-El Paso, 2/11/1977 (2nd)  
 Season: 375, Jordan Hill, 2008-09 (34 games)  
 Season Per Game: 13.2, Bill Reeves, 1955-56 (343 in 26 games)  
 Career: 1,190, Al Fleming, 1972-76  
 Career Per Game: 11.2, Joe Skaisgir, 1960-62 (582 in 52 games)  
 Opponent, Game: 26, Tony Cerkenik, vs. Arizona State, 3/4/1963

### Personal Fouls

Season: 119, Rick Anderson, 2001-02 (34 games)  
 Season Per Game: 4.3, Bill Reeves, 1956-57 (111 in 26 games)  
 Season Disqualifications: 13, Bill Reeves, 1957-57  
 Career: 357, Reggie Geary, 1992-96 (127 games)  
 Career Per Game: 3.9, Bill Reeves, 1954-57 (298 in 77 games)  
 Career Disqualifications: 34, Junior Crum, 1942-44,46-47 (101 games)

### Assists

Game: 19, Russell Brown, vs. Grand Canyon, 12/8/1979  
 Half: 11, Russell Brown, vs. New Mexico, 12/22/1978 (2nd);  
 11, Russell Brown, at California, 1/6/1979 (1st)  
 Season: 247, Russell Brown, 1978-79 (27 games)  
 Season Per Game: 9.1, Russell Brown, 1978-79 (247 in 27 games)  
 Career: 810, Russell Brown, 1977-81 (107 games)  
 Career Per Game: 7.6, Russell Brown, 1977-81 (810 in 107 games)  
 Opponent, Game: 20, Danny Tarkanian, at UNLV, 12/6/1982

### Steals

Game: 9, Bennett Davison, vs. Stanford, 2/28/1998  
 Season: 85, Jason Terry, 1996-97  
 Season Per Game: 2.8, Jason Terry, 1998-99  
 Career: 245, Jason Terry, 1996-99  
 Career Per Game: 1.9, Gilbert Arenas, 1999-2001 (136 in 70 games)

### Blocked Shots

Game: 14, Loren Woods, vs. Oregon, 2/3/2000  
 Season: 102, Loren Woods, 1999-2000  
 Season Per Game: 3.9, Loren Woods, 1999-2000  
 Career: 278, Anthony Cook, 1986-89  
 Career Per Game: 3.4, Loren Woods, 1999-2001 (186 in 55 games)

### Minutes Played

Game: 50, Steve Kerr, at California, 1/12/1986 (2 ot)  
 Season: 1317, Chase Budinger, 2008-09  
 Season Per Game: 38.1, Jason Gardner, 2001-02 (1298 in 34 games)  
 Career: 4825, Jason Gardner, 1999-2003  
 Career Per Game: 35.5, Jason Gardner, 1999-2003 (4825 in 136 games)

## Single-Game Bests

### Points Scored (FG/3FG/FT)

46	Ernie McCray, vs. Cal State-LA, 2/6/1960 (16/-/14)
45	Damon Stoudamire, at Stanford, 1/14/1995 (14/7/10)
44	Joe Skaisgir, vs. Hardin-Simmons, 1/4/1962 (17/-/19)
	Coniel Norman, at Brigham Young, 1/24/1974 (19/-/6)
41	Al Fleming, vs. Detroit, 1/10/1976 (14/-/13)
40	Khalid Reeves, vs. Michigan, 12/30/1993 (13/3/11); Damon Stoudamire, at Washington St., 3/2/1995 (15/4/6)
39	Al Fleming, at San Diego State, 12/11/1974 (16/-/7); Bob Elliott, vs. Utah, 2/15/1975 (16/-/7)
	Jerryd Bayless, vs. Arizona State, 2/10/2008 (12/6/9)
38	Eli Lazovich, vs. Arizona State, 3/2/1955 (12/-/14)
	Warren Rustand, vs. Brigham Young, 1/15/1965 (16/-/6)
	Bill Warner, at New Mexico, 1/17/1970 (16/-/6)
	Coniel Norman, vs. Brigham Young, 2/24/1973 (16/-/6)
	Bob Elliott, vs. California (n), 12/27/1974 (15/-/8)
	Bob Elliott, vs. Arizona State, 2/2/1974 (12/-/14)
	Larry Demic, at UCLA, 2/17/1979 (14/-/10)
	Ron Davis, at UCLA, 2/12/1981 (14/-/10)
37	Eric Money, vs. Cal State-Bakersfield, 11/29/1972 (14/-/9)
	Coniel Norman, vs. Wyoming, 2/1/1973 (17/-/3)
	Eric Money, vs. Arizona State, 2/17/1973 (13/-/11)
	Larry Demic, vs. Southwestern Louisiana, 12/23/1978 (17/-/3)
	Jason Terry, at Oregon, 2/20/1999 (11/5/10)
	Salim Stoudamire, at Oregon, 2/19/2004 (9/6/13)
	Salim Stoudamire, vs. Washington, 3/12/2005 (12/7/6)
	Ivan Radenovic, at Stanford, 3/3/2007 (12/2/11)
36	Phil Taylor, vs. UNLV, 1/24/1978 (16/-/4)
	Larry Demic, vs. Washington, 3/1/1979 (17/-/2)
	Sean Elliott, vs. Pittsburgh, 12/30/1988 (14/5/3)
35	Harold Tovrea, vs. New Mexico Tech, 2/28/1924 (unknown)
	Ernie McCray, vs. Arizona State, 1/23/1960 (12/-/11)
	Herman Harris, vs. Utah, 1/20/1977 (12/-/11)
	Herman Harris, vs. Brigham Young, 1/22/1977 (16/-/3)
	Joe Nehls, vs. Stanford, 1/31/1980 (14/-/7)
	Sean Elliott, vs. Stanford, 1/9/1987 (11/3/10)
	Sean Elliott, vs. Stanford, 1/29/1989 (9/5/12)

### Rebounds

26	Bill Reeves, vs. UC-Santa Barbara, 2/1/1956
	Joe Skaisgir, vs. Cal State-Los Angeles, 1/31/1962
25	Bob Elliott, vs. Arizona State, 2/2/1974
	Kenney Davis, vs. Arizona State, 2/5/1977
23	Leo Johnson, at San Jose State, 1/27/1951
	Al Fleming, vs. San Diego, 12/12/1972
	Al Fleming, vs. Old Dominion, 12/22/1975
22	Ernie McCray, vs. Cal State-LA, 2/26/1958
	Jordan Hill, vs. UAB, 11/18/2008
21	Albert Johnson, vs. Idaho State, 12/19/1962
	Al Fleming, at Columbia (n), 12/28/1974

### Assists

19	Russell Brown, vs. Grand Canyon, 12/8/1979
17	Russell Brown, at California, 2/2/1979
15	Russell Brown, at Utah, 1/21/1978
	Russell Brown, vs. Southwestern Louisiana, 12/23/1978
	Russell Brown, vs. Midwestern, 12/4/1979
14	Matt Othick, vs. Northern Arizona, 12/18/1991
	Damon Stoudamire, vs. Oregon, 2/25/1995
13	Eric Money, at Brigham Young, 1/24/1974
	Gilbert Myles, vs. Purdue (n), 3/15/1975
	Russell Brown, at Wyoming, 2/24/1978
	Russell Brown, vs. Stanford, 1/4/1979
	Russell Brown, at Oregon State, 2/9/1980
	Russell Brown, vs. UCLA, 1/17/1981
	Reggie Geary, vs. Iowa (NCAA), 3/17/1996
	Mike Bibby, vs. Morgan State, 11/30/1997

## Freshman Single-Game Scoring (1972-73 to Present)

39	Jerryd Bayless, vs. Arizona State, Feb. 10, 2008
38	Coniel Norman, vs. Brigham Young, Feb. 24, 1973
	Bob Elliott, vs. Arizona State, Feb. 2, 1974
37	Eric Money, vs. Cal State Bakersfield, Nov. 29, 1972
	Coniel Norman, vs. Wyoming, Feb. 1, 1973
	Eric Money, vs. Arizona State (ot), Feb. 17, 1973
34	Coniel Norman, vs. New Mexico, Jan. 6, 1973
33	Jerryd Bayless, at Houston, Jan. 12, 2008
	Jerryd Bayless, vs. California, Feb. 14, 2008
31	Jerryd Bayless, vs. Stanford, Feb. 16, 2008

## Arizona's Triple-Doubles

Since 1987, there have been 22 triple-doubles recorded by Pac-12 Conference members. Arizona leads the league with nine, ahead of California's five. Jason Kidd, Andre Iguodala, Loren Woods and Luke Jackson are the only individuals to register more than one in a career, while Kidd and Iguodala are the only pair to record more than one in a season. Here is the complete list (points-rebounds-assists unless indicated):

Player	Date	Stats	Opponent
Matt Muehlebach*	3/9/90	10-11-10	USC
Chris Mills	12/18/91	19-10-10	N. Arizona
Damon Stoudamire	2/25/95	32-12-14	Oregon
Loren Woods	2/3/2000	16-10-14 (b)	Oregon
Loren Woods	1/13/2001	13-10-10 (b)	Washington
Luke Walton	1/17/2002	27-11-10	USC
Andre Iguodala	12/9/2003	13-13-10	Texas
Andre Iguodala	12/28/2003	13-11-11	Liberty
Andre Iguodala	2/14/2004	14-11-10	UCLA

\* Pac-10 Tournament game / (b) indicates blocked shots

### By School

Arizona	9
California	5
UCLA	2
Oregon	2
Oregon State	1
Stanford	1
Washington State	1
USC	1



Matt Muehlebach posted the first triple-double in school history with 10 points, 11 rebounds and 10 assists vs. USC on March 9, 1990. To date, it is still the only triple-double recorded in Pac-10 Tournament action.

### Single-Game Team Records

#### Points Scored

UA: 133, vs. Duquesne, 11/27/1987 (133-78)  
 Opp.: 129, at New Mexico, 2/26/1979 (98-129)  
 UA, Half: 69, vs. Utah, 2/23/1974 (2nd)  
 Opp., Half: 74, at UCLA, 3/10/1983 (2nd)  
 Both Teams: 227, at Utah, 1/19/1974 (106-121);  
 227, at New Mexico, 2/26/1979 (98-129)  
 Both Teams, Half: 134, vs. Arizona State, 1954-55 (67-67, 2nd+ot)  
 130, vs. Utah, 2/23/1974 (69-61, 2nd)  
 130, at California, 2/5/2011 (63-67, 2nd+3ot)

#### Combined Score

227 at Utah 121, Arizona 106, 1/19/1974  
 227 at New Mexico 129, Arizona 98, 1/26/1979  
 226 Arizona 127, Arizona State 99, 1/15/1998  
 225 Arizona 114, at Wash. St. 111 (2ot), 3/2/1995  
 223 Arizona 114, UNLV 109 (ot), 3/18/1976 (NCAA)  
 220 at Illinois 113, Arizona 107, 11/28/1977  
 215 Arizona State 110, Arizona 105, 2/17/1973  
 214 Arizona 122, Utah 92, 2/23/1974  
 214 Arizona 119, Michigan 95, 12/30/1993

#### Victory Margin

Home: 64, vs. Robert Morris, 12/28/1996 (118-54)  
 Road: 64, at New Mexico Tech, 1920-21 (75-11)

#### Defeat Margin

Home: 41, vs. Santa Clara, 1/3/1959 (38-79)  
 Road: 74, at Utah, 12/9/1955 (45-119)

#### Field Goals

UA: 54, vs. Duquesne, 11/27/1987 (86 att.)  
 Opp.: 50, at Utah, 1/19/1974 (84 att.);  
 50, at Nevada-Las Vegas, 12/19/1978 (112 att.)  
 UA, Half: 30, vs. Adams State, 12/8/1976 (53 att./1st)  
 Opp., Half: 27, at Nevada-Las Vegas, 12/19/1978 (44 att./2nd)  
 Both Teams: 94, at Utah, 1/19/1974 (UA 44/Utah 50)

#### Field Goal Attempts

UA: 110, vs. Northern Arizona, 12/14/1963 (43 made)  
 Opp.: 118, vs. Wichita State, 12/18/1951 (29 made)  
 UA, Half: 57, vs. Northern Arizona, 12/14/1963 (24 made/2nd)  
 Opp., Half: 64, vs. Utah, 2/23/1973 (25 made/2nd)  
 Both Teams: 202, vs. Utah, 1/14/1967 (UA 92/Utah 110)

#### Field Goal Percentage

UA: .714, vs. Oregon State, 2/25/1984 (25-of-35)  
 Opp.: .711, vs. UCLA, 2/16/1980 (32-of-45);  
 .711, vs. Oregon, 1/31/1983 (27-of-38)  
 UA, Half: .821, at Washington, 1/10/1998, (23-of-28/2nd)  
 Opp., Half: .867, vs. Oregon, 1/31/1983 (13-of-15/2nd)

#### 3-Point Field Goals

UA: 16, at USC, 2/16/2002 (29 att.)  
 Opp.: 17, vs. UCLA, 1/19/2002 (33 att.)  
 UA, Half: 10, at Oregon, 1/30/1992 (14 att./1st)  
 Opp., Half: 11, East Tennessee State (NCAA), 3/20/1992 (19 att.);  
 11, UCLA, 1/19/2002 (17 att./1st)  
 Both Teams: 31, vs. UCLA, 1/19/2002 (UA 14, UCLA 17)

#### 3-Point Field Goal Attempts

UA: 38, vs. Kansas, 12/1/2001 (14 made)  
 Opp.: 43, vs. Samford, 11/22/2006 (14 made)  
 UA, Half: 23, vs. Kansas, 12/1/2001 (8 made/2nd)  
 Opp., Half: 23, Samford, 11/22/2006 (4 made/1st)  
 Both Teams: 68, UA (35) vs. UCLA (33), 1/19/2002

#### 3-Point Field Goal Percentage

UA: .857, vs. Arkansas-Little Rock, 12/16/1987 (6-of-7)  
 Opp.: .800, vs. Duquesne (n), 11/27/1987 (4-of-5);  
 .800, at Stanford, 2/4/1988 (4-of-5)  
 UA, Half: 1.000, at Washington St., 12/22/1987 (5-of-5/1st)  
 Opp., Half: 1.000, vs. Iowa, 2/7/1987 (5-of-5/2nd)  
 Both Teams: .769, at Stanford, 2/23/1990 (UA 7-of-9, SU 3-of-4)

#### Free Throws

UA: 43, vs. Illinois (NCAA), 3/25/2001 (56 att.)  
 Opp.: 47, at New Mexico, 2/26/1979 (60 att.)  
 Both Teams: 85, at New Mexico, 2/26/1979 (UA 38, NM 47)

#### Free Throw Attempts

UA: 56, vs. Illinois (NCAA), 3/25/2001 (43 made)  
 Opp.: 79, at Northern Arizona, 1/26/1953 (46 made)  
 Both Teams: 130, at Northern Arizona, 1/26/1953 (UA 51, NAU 79)

#### Free Throw Percentage

UA: 1.000, vs. Stanford, 2/5/2005 (18-of-18);  
 1.000, vs. USC, 12/7/1972 (13-of-13)  
 Min. 20: .963, vs. San Diego Navy, 12/15/1951 (26-of-27)  
 Min. 30: .950, vs. Washington, 1/27/2005 (38-of-40)  
 Opp.: 1.000, at Arizona State, 2/4/1978 (19-of-19)  
 Min. 20: .960, at Oregon, 3/4/2000 (24-of-25)  
 Min. 30: .886, at Utah, 1/21/1978 (31-of-35)  
 Both Teams: .906, vs. Midwestern, 12/1/1975 (UA 29-32; MW 9-11)

#### Rebounds

UA: 102, at Northern Arizona, 1/20/1951  
 Opp.: 79, at Nevada-Las Vegas, 12/19/78  
 Both Teams: 137, at Utah, 3/3/1967 (UA 66, Utah 71)  
 Margin For: 84, at Northern Arizona, 1/20/1951 (UA 102, NAU 18)  
 Margin Against: 42, at New Mexico, 1/9/1965 (UA 24, NM 66)

#### Personal Fouls

UA: 50, at Northern Arizona, 2/26/1953  
 Opp.: 36 vs. Illinois (NCAA), 3/25/2001  
 UA, Fewest: 6, at Bradley, 12/30/1963;  
 6, at Washington State, 2/12/2000  
 Both Teams: 84, at No. Arizona, 2/26/1953 (UA 50, NAU 34)  
 Disqualified: 7, at West Texas State, 2/14/1952  
 Disqualified, Both Teams:  
 12, at West Texas State, 2/14/1952 (UA 7, WTSU 5)

#### Turnovers

UA (Fewest): 4, at UCLA, 3/3/1986;  
 4, vs. UCLA, 2/10/1990;  
 4, vs. Washington State, 2/13/1992  
 UA (Most): 37, at New Mexico, 2/26/1979  
 Opp. (Fewest): 4, vs. Temple (n), 12/3/1988  
 Opp. (Most): 34, vs. Colorado 12/21/1974

#### Steals

UA: 19, vs. UCLA, 2/13/1997  
 Opp.: 20, Louisiana State, 12/8/1990

### Single-Season Team Records

#### Points Scored

UA: 3234, 1987-88 (38 games)  
 Opp.: 2642, 2001-02 (34 games)  
 Margin For: 22.9, 1987-88 (85.1 to 62.2)  
 Margin Against: 15.7, 1958-59 (63.2 to 78.9)

#### Average Points Per Game

UA: 90.8, 1997-98 (3177 in 35 games)  
 Opp.: 85.2, 1970-71 (2216 in 26 games)

#### Field Goals

UA: 1147, 1987-88 (38 games)  
 UA Per Game: 36.4, 1973-74 (946 in 26 games)  
 Opp.: 1038, 1975-76 (33 games)  
 Opp. Per Game: 34.4, 1972-73 (895 in 26 games)

#### Field Goal Attempts

UA: 2350, 1997-98 (35 games)  
 UA Per Game: 67.8, 1975-76  
 Opp.: 2336, 1975-76 (33 games)  
 Opp. Per Game: 81.0, 1955-56 (2107 in 26 games)

#### Field Goal Percentage

UA, High: .545, 1987-88 (1147-of-2106)  
 UA, Low: .317, 1954-55 (597-of-1880)  
 Opp., High: .504, 1979-80 (777-of-1540)  
 Opp., Low: .301, 1950-51 (586-of-1944)



**3-Point Field Goals**

UA: 296, 2010-11 (38 games)  
 UA Per Game: 8.0, 1993-94 (279 in 35 games)  
 Opp.: 291, 2008-09 (35 games)  
 Opp. Per Game: 8.4, 2006-07 (260 in 31 games)

**3-Point Field Goal Attempts**

UA: 787, 1993-94 (35 games)  
 UA Per Game: 22.5 1993-94 (787 in 35 games)  
 Opp.: 833, 2008-09 (35 games)  
 Opp. Per Game: 24.0, 2006-07 (743 in 31 games)

**3-Point Field Goal Percentage**

UA High: .483, 1987-88 (254-of-526)  
 UA Low: .319, 2005-06 (142-of-445)  
 Opp. High: .362, 1986-87 (132-of-365);  
 .362, 2003-04 (243-of-671)  
 Opp. Low: .293, 2010-11 (175-of-598)

**Free Throws**

UA: 703, 2000-01 (940 att.)  
 UA Per Game: 21.7, 1952-53 (585 made in 27 games)  
 Opp.: 675, 1955-56 (26 games)  
 Opp. Per Game: 26.0, 1955-56 (675 made in 26 games)

**Free Throw Attempts**

UA: 967, 1990-91 (35 games)  
 UA Per Game: 34.7, 1952-53 (938 in 27 games)  
 Opp.: 958, 1952-53 (27 games)  
 Opp. Per Game: 35.5, 1952-53 (958 in 27 games)

**Free Throw Percentage**

UA High: .786, 2003-04 (511-of-650)  
 UA Low: .578, 1945-46 (279-of-485)  
 Opp. High: .734, 1955-56 (675-of-920)  
 Opp. Low: .532, 1945-46 (322-of-605)

**Rebounds**

UA: 1786, 1950-51 (30 games)  
 UA Per Game: 59.5, 1950-51 (1786 in 30 games)  
 Opp.: 1507, 1960-61 (26 games)  
 Opp. Per Game: 58.0, 1960-61 (1507 in 26 games)  
 Margin For: 19.3, 1950-51 (59.5 to 40.2)  
 Margin Against: 7.2, 1960-61 (50.8 to 58.0)

**Most Personal Fouls**

UA: 720, 1950-51 (30 games)  
 UA Per Game: 24.0, 1950-51 (720 in 30 games)  
 Opp.: 817, 2000-01 (36 games)  
 Opp. Per Game: 22.8, 2001-02 (774 in 34 games)  
 UA Disqualifications: 39, 1952-53  
 Opp. Disqualifications: 38, 1974-75

**Fewest Personal Fouls (Min. 24 games)**

UA: 425, 2006-07 (31 games)  
 UA Per Game: 13.7, 2006-07 (425 in 31 games)  
 Opp.: 361, 1967-68 (24 games)  
 Opp. Per Game: 12.8, 1945-46 (385 in 30 games)  
 UA Disqualifications: 6, 1987-88  
 Opp. Disqualifications: 9, 1963-64

**Turnovers**

UA High: 563, 1974-75 (26 games); 563, 1975-76 (33 games)  
 UA High Per Game: 21.6, 1974-75 (563 in 26 games)  
 UA Low: 331, 1979-80 (27 games)  
 UA Low Per Game: 10.5, 1985-86 (337 in 32 games)  
 Opp. High: 695, 1997-98 (35 games)  
 Opp. High Per Game: 19.9, 1996-97 (678 in 34 games)  
 Opp. Low: 379, 2006-07 (31 games)  
 Opp. Low Per Game: 12.2, 2006-07 (379 in 31 games)

**Assists**

UA High: 677, 1997-98 (35 games)  
 UA High Per Game: 20.4, 1950-51 (613 in 30 games)  
 UA Low: 273 in 1951-52  
 UA Low Per Game: 10.1, 1950-51 (273 in 27 games)  
 Opp. High: 537, 1996-97  
 Opp. High Per Game: 16.4, 1978-79 (443 in 27 games)  
 Opp. Low: 300, 1983-84  
 Opp. Low Per Game: 10.7, 1983-84 (300 in 28 games)

**Steals**

UA High: 358, 1996-97  
 UA High Per Game: 10.5, 1996-97 (358 in 34 games)  
 UA Low: 170, 1981-82  
 UA Low Per Game: 5.2, 2010-11 (197 in 38 games)  
 Opp. High: 257, 1995-96  
 Opp. High Per Game: 8.7, 1998-99 (251 in 29 games)  
 Opp. Low: 127, 1979-80  
 Opp. Low Per Game: 4.7, 1979-80 (127 in 27 games)

**Blocked Shots**

UA High: 192, 1999-2000  
 UA High Per Game: 5.8, 1989-90 (185 in 32 games)  
 UA Low: 38, 1983-84  
 UA Low Per Game: 1.4, 1983-84 (38 in 28 games)  
 Opp. High: 141, 1996-97  
 Opp. High Per Game: 4.2, 1994-95 (130 in 31 games)  
 Opp. Low: 49, 1981-82  
 Opp. Low Per Game: 1.4, 1987-88 (52 in 38 games)

**General**

Most Victories: 35, 1987-88  
 Best Record: 35-3 (.921), 1987-88  
 Consecutive Victories: 19, 1992-93 (Dec. 28-Feb. 27);  
 19, 1997-98 (Dec. 28-Feb. 28)  
 Consecutive Home Court Victories (all games): 81, Began Dec. 14,  
 1945 (50-47 vs. Williams AFB), Ended Dec. 8, 1951 (57-76 vs. Kansas  
 State)  
 Consecutive Home Court Victories (collegiate): 71, Began Dec. 4,  
 1987 (94-62 vs. Long Beach State), Ended Jan. 11, 1992 (87-89 vs. UCLA)  
 Consecutive Road Victories (non neutral-site, all games): 19, Began: Jan.  
 17, 1927 (28-24 at Alhambra A.C.), Ended: Feb. 15, 1929 (26-30 at  
 Northern Arizona)  
 Consecutive Road Victories (non neutral-site, collegiate): 12, Began:  
 Jan. 2, 2003 (81-72 at Oregon), Ended: Jan. 15, 2004 (90-99 at USC)  
 Consecutive Losses: 16, 1958-59 (Dec. 19-Feb. 9)  
 Consecutive Home Court Losses: 8, 1982-83 (Dec. 27-Feb. 19)  
 Consecutive Road Losses: 17, 1982-84 (Nov, 26, 1982-Feb. 13, 1984)

**Overtime Periods**

Most: 3, vs. Bradley, 2/3/1965 (W, 85-83)  
 3, vs. Colorado, 12/20/1965 (L, 73-79);  
 3, vs. Utah, 2/23/1973 (W, 101-95);  
 3, at California, 2/5/2011 (W, 107-105)  
 Points: 20, vs. Stanford, 1/31/1980 (W, 95-88)  
 Points, Opp.: 14 vs. UTEP, 2/10/1966 (L, 72-81);  
 14, vs. Utah, 2/23/1973 (W, 101-95);  
 14, at Kansas, 11/25/2007 (L, 76-72)

**100-Point Games**

Most, Season: 8, 1990-91 (won 8, lost 0)  
 Consecutive, Season: 3, 1972-73  
 Most, Season, Opps.: 4, 1978-79 (won 0, lost 4)  
 Most, Season, Combined: 9, 1973-74 (UA 6, Opp. 3)



## McKale Center Records

## Individual Records

## Points Scored

Game: 41, Al Fleming, vs. Detroit, 1/10/1976  
 Game (Non-UA): 49, Jimmer Fredette, Brigham Young, 12/28/2009  
 45, Eric Murdock, Providence, 12/23/1990  
 Half: 33, Al Fleming, vs. Detroit, 1/10/1976 (2nd)

## Field Goals

Game: 17, Coniel Norman, vs. Wyoming, 2/10/1973;  
 17, Alan Cunningham, Colorado State, 2/24/1977;  
 17, Larry Demic, vs. S.W. Louisiana, 12/23/78;  
 17, Larry Demic, vs. Washington, 3/1/1979  
 Half: 12, Bob Elliott, vs. Utah, 2/15/1975 (2nd)  
 12, Al Fleming, vs. Detroit, 1/10/1976 (2nd);

## Field Goal Attempts

Game: 35, Freeman Williams, Portland State, 1/27/1976 (16 made)  
 Game (UA): 29, Herman Harris, vs. San Diego State, 1/6/1977 (9 made)  
 Half: 20, Freeman Williams, Portland State, 1/27/1976 (2nd)

## Field Goal Percentage

Game (Min. 10 att.):  
 1.000, Al Fleming, vs. Midwestern, 12/1/1975 (10-of-10)  
 Game (10+ Att.):  
 .929, Khalid Reeves, vs. Michigan, 12/30/1993 (13-of-14)  
 Half: 1.000, Michael Dickerson, vs. Washington, 2/5/1998 (11-of-11)

## 3-Point Field Goals

Game: 9, Salim Stoudamire, vs. Oregon State, 2/20/2005 (9-of-14)  
 Game (Non-UA): 9, Jimmer Fredette, Brigham Young, 12/28/2009 (13 att.)

## Free Throws

Game: 16, Jerryd Bayless, vs. Stanford, 2/16/2008 (16 att.)  
 Game (Non-UA): 13, Eric Murdock, Providence, (18 att.)  
 Half: 11, Herman Harris, vs. Utah, 1/20/1977 (2nd, 12 att.)

## Free Throw Attempts

Game: 20, Bob Elliott, vs. Arizona State, 2/2/1974 (14 made)  
 Game (Non-UA): 19, Butch Hayes, California, 1/30/1982 (11 made)  
 Half: 13, Bob Elliott, vs. Arizona State, 2/2/1974 (2nd/9 made);  
 13, Sean Elliott, vs. UNLV, 12/10/1988 (2nd/10 made)

## Free Throw Percentage

Min. 10 Atts: 1.000, Jerryd Bayless, vs. Stanford, 2/16/2008 (16-of-16);  
 1.000, Nic Wise, vs. Washington, 1/29/2009 (14-of-14);  
 1.000, Jason Terry, vs. Washington, 1/1/1999 (12-of-12);  
 1.000, Nic Wise, vs. UNLV, 12/2/2009 (12-of-12)  
 1.000, Nic Wise, vs. Lipscomb, 12/21/2009 (12-of-12)  
 1.000, Derrick Williams, vs. Wash. State, 2/17/2011 (12-of-12)  
 1.000, Damon Stoudamire, vs. Oregon, 2/25/1995 (11-of-11);  
 1.000, Justin Wessel, vs. UCLA, 2/19/2000 (10-of-10)

## Rebounds

Game: 25, Bob Elliott, vs. Arizona State, 2/2/1974;  
 25, Kenny Davis, vs. Texas-El Paso, 2/11/1977  
 Game (Non-UA): 22, Mark McNamara, California, 1/30/1982  
 Half: 15, Kenny Davis, vs. Texas-El Paso, 2/11/1977 (2nd)

## Assists

Game: 19, Russell Brown, vs. Grand Canyon, 12/8/1979  
 Game (Non-UA): 15, Darren Collison, UCLA vs. Arizona, 2/17/2007  
 Half: 12, Russell Brown, vs. Grand Canyon, 12/8/1979 (2nd)

## Steals

Game: 9, Bennett Davison, vs. Stanford, 2/28/1998  
 Game (Non-UA): 9, Robert Shepherd, Arkansas 12/6/1992

## Blocked Shots

Game: 14, Loren Woods, vs. Oregon, 2/3/2000

## Team Records

## Most Points Scored

Game: 127, Arizona vs. Arizona State (99), 1/5/1998  
 Game (Non-UA): 110, Arizona State vs. UA (105), 2/17/1973  
 Half: 70, Arizona State vs. Arizona (49), 2/17/1973 (2nd)  
 Half (UA): 69, Arizona vs. Utah (61), 2/23/1974 (2nd)

Overtime: 20, Arizona vs. Stanford, 1/31/1980

## Fewest Points Scored

Game: 37, Northern Arizona vs. UA (84), 12/6/1989  
 Half: 11, twice, last, Arizona State (1st) vs. Arizona (28), 2/13/1991  
 Half (UA): 16, vs. Nevada-Las Vegas (31), 12/3/1981 (2nd)

## Point Margin

Game: 64, Arizona vs. Robert Morris (118-54), 12/28/1996  
 Half: 41, Arizona (67) vs. Adams State (26), 12/8/1976 (1st)  
 Game (Non-UA): 30, Brigham Young (99) vs. UA (69), 12/28/2009;  
 28, Oregon State (92) vs. UA (64), 3/5/1982;  
 28, North Carolina (92) vs. UA (64), 1/27/2007

## Most Field Goals

Game: 55, Arizona vs. Midwestern, 12/1/1975 (79 att.)  
 Game (Non-UA): 51, UCLA vs. Dayton, 3/14/1974 (97 att.)  
 Half: 30, Arizona vs. Adams State, 12/8/1976 (1st)

## Fewest Field Goals

Game: 13, Northern Arizona vs. Arizona, 12/6/1989 (64 att.)  
 13, Bethune-Cookman vs. Arizona, 11/23/2010 (38 att.)  
 Half: 4, twice, last, Arizona State vs. Arizona, 2/13/1991 (1st)  
 Half (UA): 7, vs. Oregon, 2/21/1985

## Most Field Goal Attempts

Game: 106, Utah vs. Arizona, 2/23/1974 (42 made)  
 Game (UA): 102, vs. Adams State, 12/8/1976 (52 made)  
 Half: 64, Utah vs. Arizona, 2/2/1973 (2nd)  
 Half (UA): 53, vs. Adams State, 12/8/1976 (1st)

## Fewest Field Goal Attempts

Game: 35, Arizona vs. Oregon State, 2/25/1984 (25 made)  
 Game (Non-UA): 38, Bethune-Cookman, 11/23/2010 (13 made)  
 Half: 15, Oregon, 1/31/1983 (2nd)  
 Half (UA): 16, vs. Oregon State, 2/25/1984

## Highest Field Goal Percentage

Game: .714, Arizona vs. Oregon State, 2/25/1984 (25-of-35)  
 Game (Non-UA): .711, UCLA, 2/16/1980 (32-of-45);  
 .711, Oregon, 1/31/1983 (27-of-38)  
 Half: .867, Oregon, 1/31/1983 (13-of-15/2nd)  
 Half (UA): .750, vs. Arkansas-Little Rock, 12/16/1987 (9-of-12/1st)

## Lowest Field Goal Percentage

Game: .203, Northern Arizona, 12/6/1989 (13-of-64)  
 Game (UA): .320, vs. Oregon, 1/20/1980 (24-of-75)  
 Half: .138, California, 1/7/1988 (4-of-29/1st)

## Most 3-Point Field Goals

Game: 18, Florida vs. Robert Morris, 12/30/1996 (Att. 35)  
 Game (UA): 15, Arizona vs. Oregon, 1/30/1992 (Att.24)  
 Half: 11, Pepperdine vs. West Virginia, 12/30/2001 (1st/Att. 14);  
 11, UCLA vs. Arizona, 1/19/2002 (1st/Att. 17)  
 Half (UA): 10, Arizona vs. Oregon, 1/30/1992 (1st/Att.14)

## Fewest 3-Point Field Goals

Game: 0, Oregon State vs. Arizona, 2/14/1987 (Att. 9)  
 0, Southwest Missouri State vs. Seton Hall, 3/17/1989 (Att. 4)  
 0, Washington vs. Arizona, 2/15/1992 (Att. 6)  
 0, California vs. Arizona, 1/2/1997 (Att. 7)  
 Game (UA): 0, Arizona vs. Saint Mary's, 12/10/2005 (Att. 10)  
 Half: 0, Many, last, Arizona vs. Saint Mary's, 12/10/2005 (2nd/Att. 2)

## Most 3-Point Field Goal Attempts

Game: 43, Samford vs. Arizona, 11/22/2006 (Made 14)  
 Game (UA): 38, Arizona vs. Kansas, 12/1/2001 (Made 14)  
 Half: 23, LaSalle vs. Arizona, 12/12/1994 (2nd/Made 6)  
 23, Arizona vs. Kansas, 12/1/2001 (2nd/Made 8)  
 23, Samford vs. Arizona, 11/22/2006 (Made 4)

## Fewest 3-Point Field Goal Attempts

Game: 4, Penn State vs. Wake Forest, 12/28/1989 (Made 2);  
 4, West Virginia vs. LaSalle, 12/28/1992 (Made 2)  
 Game (UA): 5, Arizona vs. Utah, 12/6/1986 (Made 3)  
 Half: 0, UCLA vs. Iowa State, 3/19/1993 (1st);  
 0, Penn State vs. Wake Forest, 12/28/1989 (2nd)  
 Half (UA): 1, Arizona vs. UCLA, 1/11/1987 (2nd/Made 0);  
 1, Arizona vs. Western Illinois, 11/25/1990 (1st/Made 1)

**Highest 3-Point Field Goal Percentage**

Game: 1.000 (5-5), Texas Tech vs. UNC Charlotte, 12/27/1986  
 (Min. 10 att.): .800 (8-10), Arizona vs. Stanford, 12/30/2006  
 (Min. 15 att.): .688 (11-16), Arizona vs. Oklahoma, 12/5/2010  
 (Min. 20 att.): .650 (13-20), Arizona vs. UCLA, 1/20/1996  
 Half: 1.000 (5-5), Iowa vs. Arizona, 2/7/1987 (2nd)  
 Half (UA): 1.000 (3-3), Arizona vs. Oregon State, 1/14/1989 (1st)  
 (Min. 5 made): .889 (8-9), Arizona vs. USC, 1/21/1995 (1st)  
 (Min. 10 made): .714 (10-14), Arizona vs. Oregon, 1/30/1992 (1st)

**Lowest 3-Point Field Goal Percentage**

Game: .000 (0-10), Arizona vs. Saint Mary's, 12/10/2005;  
 .000 (0-7), California vs. Arizona, 1/2/1997;  
 .000 (0-6), Washington vs. Arizona, 2/15/1992;  
 .000 (0-4), Southwest Missouri State vs. Seton Hall, 3/17/1989  
 (Most att.): .000 (0-10), Arizona vs. Saint Mary's, 12/10/2005  
 (Min. 20 att.): .100 (2-20), Winthrop vs. Oklahoma, 3/16/2000  
 Half: .000 (0-8), many, last, Arizona vs. Saint Mary's, 12/10/2005 (1st)  
 (Most att.): .000 (0-15), Oregon vs. Arizona, 3/9/1991 (2nd)

**Most Free Throws**

Game (UA): 41, vs. Washington, 1/29/2009 (51 att.)  
 Game: 35, Oregon State, 2/8/1979 (42 att.);  
 35, California, 2/7/1993 (42 att.)  
 Half: 34, Arizona vs. Washington, 1/29/2009 (2nd/40 att.)  
 Half (Non-UA): 22, Oregon State, 2/8/1979 (1st)

**Fewest Free Throws**

Game: 1, Fresno State, 12/16/2007;  
 1, Oregon State, 1/10/2009  
 Game (UA): 3, vs. Marquette, 1/8/1994 (6 att.)  
 Half: 0, Nine times, last, Oregon State, 1/10/2009 (0 att./1st);  
 Last time by Arizona vs. USC, 1/6/1983 (3 att./1st)

**Most Free Throw Attempts**

Game: 51, Arizona vs. Washington, 1/29/2009 (41 made)  
 Game (Non-UA): 46, Utah vs. Michigan State, 3/17/1991 (28 made)  
 Half: 40, Arizona vs. Washington, 1/29/2009 (34 made/2nd)

**Fewest Free Throw Attempts**

Game: 3, Fresno State, 12/16/2007 (1 made);  
 3, Oregon State, 1/10/2009 (1 made)  
 Game (UA): 8, vs. Utah, 2/16/1978 (7 made)  
 Half: 0, San Francisco vs. New Mexico, 3/14/1974 (1st);  
 0, Washington, 1/12/1984 (1st);  
 0, Oregon State, 1/10/2009 (1st);

**Highest Free Throw Percentage**

Game: 1.000, vs. Stanford, 2/5/2005 (18-of-18);  
 Game (Min. 20 att.): .952, Midwestern, 12/2/1975 (20-of-21)  
 Game (UA Min. 20 att.): .950, vs. Washington, 1/27/2005 (38-of-40)

**Lowest Free Throw Percentage**

Game: .278, vs. Nevada-Las Vegas, 12/3/1981 (5-of-18)

**Most Rebounds**

Game: 75, Arizona vs. Adams State, 1/8/1976  
 Game (Non-UA): 60, San Diego State, 1/6/1977  
 Half: 42, Arizona vs. Utah, 2/23/1973 (2nd)

**Fewest Rebounds**

Game: 19, Arizona vs. Oregon State 2/8/1979;  
 19, Arkansas-Little Rock, 12/16/1987;  
 19, Arizona vs. Northern Arizona, 12/16/2010  
 Game (Non-UA): 20, Colorado State, 1/30/1976;  
 20, Oregon, 1/31/1983  
 Half: 7, New Mexico, 12/22/1978 (2nd);  
 7, vs. Oregon State, 2/8/1979 (2nd)

**Rebound Margin**

Game: 40, Arizona (64) vs. Northern Arizona (24), 1/19/1974

**Most Personal Fouls**

Game: 35, Arizona State, 2/17/1973  
 35, Duke, 2/24/1991 (2ot)  
 Game (UA): 31, vs. California, 1/30/1982  
 Half: 25, Washington, 1/29/2009  
 Half (UA): 21, vs. Arizona State, 2/17/1973 (2nd)

**Fewest Personal Fouls**

Game: 6, Arizona vs. New Mexico, 11/10/1988  
 Game (Non-UA): 10, three times, last, Wisconsin-Green Bay vs. Michigan State, 3/15/1991  
 Half: 2, Utah vs. St. John's, 3/12/1977 (1st);  
 2, Arizona vs. Tennessee, 12/23/1983 (1st)

**Players Disqualified**

Game: 4, Five times, last, by Maryland vs. Rutgers, 12/28/1991

**Game Records — Both Teams****Most Points Scored**

Game: 226, Arizona (127) vs. Arizona State (99), 1/15/1998  
 Half: 130, Arizona (69) vs. Utah (61), 2/23/1974 (2nd)  
 Overtime: 33, Arizona (20) vs. Stanford (13), 1/31/1980

**Fewest Points Scored**

Game: 83, Oregon (43) vs. Arizona (40), 2/21/1985  
 Half: 37, Oregon (20) vs. Arizona (17), 2/21/1985

**Most Field Goals**

Game: 91, UCLA (51) vs. Dayton (40), 3/14/1974  
 Half: 51, UCLA (23) vs. Dayton (28), 3/14/1974 (2nd)

**Fewest Field Goals**

Game: 36, Arizona (18) vs. San Diego State (18), 12/23/1982  
 Half: 13, Arizona (9) vs. Arizona State (4), 2/13/1991 (1st)

**Most Field Goal Attempts**

Game: 185, Arizona (95) vs. Portland State (90), 1/30/1976  
 Half: 110, Arizona (46) vs. Utah (64), 2/23/1973

**Fewest Field Goal Attempts**

Game: 81, Arizona (36) vs. USC (45), 2/27/1984  
 Half: 36, Arizona (12) vs. Arkansas-Little Rock (24), 12/16/1987 (1st)

**Highest Field Goal Percentage**

Game: .663, Arizona (32-of-51) vs. Oregon (27-of-38), 1/31/1983, (57-of-89)  
 Half: .733, Arizona (20-of-31) vs. Oregon (13-of-15), 1/31/1983 (33-of-45)

**Most Free Throws**

Game: 57, Arizona (29) vs. Arizona State (28), 2/27/1973  
 Half: 37, Arizona (15) vs. Oregon State (22), 2/8/1979 (2nd)

**Most Free Throw Attempts**

Game: 82, Arizona (45) vs. Arizona State (37), 2/17/1973  
 Half: 56, Arizona (40) vs. Washington (16), 1/29/2009 (2nd)

**Free Throw Percentage**

Highest:  
 .928, Wisconsin-Green Bay (7-of-7) vs. Michigan State (6-of-7), 3/15/1991  
 (13-of-14)  
 Lowest:  
 .454, Arizona (7-of-18) vs. Stanford (8-of-15), 2/1/1982 (15-of-33)

**Most Rebounds**

Game: 118, Arizona (65) vs. Detroit (53), 1/10/1976  
 Half: 76, Arizona (42) vs. Utah (34), 2/23/1973

**Fewest Rebounds**

Game: 41, Arizona (21) vs. Oregon (20), 1/31/1983  
 Half: 19, Arizona (11) vs. Arkansas-Little Rock (8), 12/16/1987 (1st)

**Most Personal Fouls**

Game: 65, Arizona (30) vs. Arizona State (35), 2/17/1973  
 Half: 42, Arizona (21) vs. Arizona State (21), 2/17/1973 (2nd)

**Fewest Personal Fouls**

Game: 20, Wisconsin-Green Bay (10) vs. Michigan State (10), 3/15/1991  
 Half: 7, Arizona (3) vs. Colorado State (4), 1/27/1978 (1st);  
 7, Arizona (2) vs. Tennessee (5), 12/23/1983 (1st)

**Longest Game**

3 Overtimes: Arizona (101) vs. Utah (95), 2/23/1973;  
 UCLA (111) vs. Dayton (100), 3/14/1974





## Pac-12 Conference Records (1978-79 to present)

### Points Scored

Game: 45, Damon Stoudamire, at Stanford, 1/14/1995  
 Half: 33, Damon Stoudamire, at Washington State, 3/2/1995(2nd+2ot)  
 27, Damon Stoudamire, at Arizona St., 3/12/1994 (2nd)  
 Season: 417, Khalid Reeves, 1993-94  
 Career: 1,331, Sean Elliott, 1986-89

### Points Per Game

Season: 23.2, Khalid Reeves, 1993-94  
 Career (Min. 2 years): 20.2, Joe Nehls, 1978-80

### Field Goals

Game: 17, Larry Demic, vs. Washington, 3/1/1979 (27 att.)  
 Season: 160, Ron Davis, 1980-81 (315 att.)  
 Career: 463, Sean Elliott, 1986-89 (932 att.)

### Field Goal Attempts

Game: 31, Jason Terry at Washington, 2/4/1999 (12 made)  
 Season: 315, Ron Davis, 1980-81 (160 made)  
 Career: 932, Sean Elliott, 1986-89 (463 made)

### Field Goal Percentage

Game (Min. 10 att.):  
 .933, Brian Williams at UCLA, 2/10/1991(14-of-15)  
 Half (Min. 10 att.):  
 1.000, Larry Demic vs. Oregon State, 2/8/1979 (10-of-10)  
 Season: .694, Brian Williams, 1990-91 (102-of-147)  
 Career: .622, Pete Williams, 1983-85 (179-of-288)

### 3-Point Field Goals

Game: 9, Salim Stoudamire, vs. Oregon State, 2/20/2005 (14 att.)  
 Season: 66, Damon Stoudamire, 1994-95 (148 att.)  
 Career: 196, Salim Stoudamire, 2001-05 (407 att.)

### 3-Point Field Goal Attempts

Game: 15, Damon Stoudamire, vs. California, 2/12/1995 (4 made)  
 Season: 148, Damon Stoudamire, 1994-95 (66 made)  
 Career: 446, Jason Gardner, 1999-2003 (162 made)

### 3-Point Field Goal Percentage

Game (Min. 5 atts.):  
 1.000, Gilbert Arenas, at Washington State, 1/11/2001 (6-of-6);  
 1.000 Steve Kerr, at Oregon State 1/14/1988 (5-of-5)  
 1.000, Matt Muehlebach, vs. UCLA, 1/12/1991 (5-of-5);  
 1.000, Gilbert Arenas, at USC, 2/17/2001 (5-of-5);  
 Half (Min. 5 Atts.):  
 1.000, Salim Stoudamire, at Oregon, 2/19/2004 (5-of-5/1st)  
 Season: .652, Steve Kerr, 1987-88 (60-of-92)  
 Career: .652, Steve Kerr, 1988 (60-of-92)

### Free Throws

Game: 17, Miles Simon, at Washington St. (Spokane), 1/8/1998 (18 att.)  
 Half: 14, Miles Simon at Washington St. (Spokane), 1/8/1998 (14 att.)  
 Season: 112, Khalid Reeves, 1993-94 (143 att.)  
 Career: 333, Sean Elliott, 1986-89 (421 att.)

### Free Throw Attempts

Game: 22, Derrick Williams, vs. California, 1/6/2011 (16 made);  
 Season: 159, Derrick Williams, 2011-12 (111 made)  
 Career: 421, Sean Elliott, 1986-89 (333 made)

### Free Throw Percentage

Game (min. 10 att):  
 1.000, Jerryd Bayless, vs. Stanford, 2/16/2008 (16-of-16);  
 1.000, Nic Wise, vs. Washington, 1/29/2009 (14-of-14);  
 1.000, Dylan Rigdon, at USC, 1/22/1994 (12-of-12);  
 1.000, Jason Terry, vs. Washington, 1/9/1999 (12-of-12);  
 1.000, Kyle Fogg, at Oregon, 1/16/2010 (12-of-12);  
 1.000, Derrick Williams, vs. Wash. State, 2/17/2011 (12-of-12);  
 1.000, Damon Stoudamire, vs. Oregon, 2/25/1995 (11-of-11);  
 1.000, Ivan Radenovic, at Stanford, 3/2/2007 (11-of-11);  
 1.000, Justin Wessel, vs. UCLA, 2/19/2000 (10-of-10);  
 1.000, Michael Wright, at Oregon, 3/4/2000 (10-of-10);  
 1.000, Jerryd Bayless, at Oregon State, 3/6/2008 (10-of-10);  
 Season: .964, Dylan Rigdon, 1993-94 (53-of-55)  
 Career: .967, Dylan Rigdon, 1992-94 (58-of-60)

### Rebounds

Game: 19, A.J. Bramlett, vs. Stanford, 2/28/1998  
 19, Derrick Williams, at Washington State, 1/22/2011  
 Season: 200, Ben Davis, 1995-96  
 Season Per Game: 11.1, Ben Davis, 1995-96 (200 in 18 games)  
 Career: 471, Anthony Cook, 1986-89

### Personal Fouls

Season: 71, Greg Cook, 1981-82 (18 games)  
 Season Per Game: 3.9, Greg Cook, 1981-82 (71 in 18 games)  
 Season Disqualifications: 7, Greg Cook, 1981-82 (18 games)  
 Career: 185, Frank Smith, 1979-83 (72 games)

### Assists

Game: 17, Russell Brown, at California, 1/6/1979  
 Half: 11, Russell Brown, at California, 1/6/1979 (1st)  
 Season: 164, Russell Brown, 1978-79 (18 games)  
 Season Per Game: 9.1, Russell Brown, 1978-79 (164 in 18 games)  
 Career: 410, Russell Brown, 1978-81 (63 games)

### Steals

Game: 8, Bennett Davison, vs. Stanford, 2/28/1998  
 Season: 46, Mike Bibby, 1997-98 (18 games)  
 46, Hassan Adams, 2004-05 (18 games)  
 Season Per Game: 2.7, Hassan Adams, 2005-06 (49 in 18 games)  
 Career: 140, Hassan Adams, 2002-06 (72 games)

### Blocked Shots

Game: 14, Loren Woods, vs. Oregon, 2/3/2000  
 Season: 56, Loren Woods, 1999-2000  
 Career: 161, Anthony Cook, 1986-89

### Minutes Played

Game: 50, Steve Kerr, at California, 1/12/1986 (2 ot)  
 Season: 711, Steve Kerr, 1985-86 (18 games)  
 Career: 2,565, Jason Gardner, 1999-2003 (72 games)



## Points Scored

	<b>Pts.</b>	<b>Player</b>	<b>Years</b>
1.	2,555	Sean Elliott	1985-89
2.	2,125	Bob Elliott	1973-77
3.	1,984	Jason Gardner	1999-2003
4.	1,960	Salim Stoudamire	2001-05
5.	1,925	Khalid Reeves	1990-94
6.	1,849	Damon Stoudamire	1991-95
7.	1,818	Hassan Adams	2002-06
8.	1,791	Michael Dickerson	1994-98
9.	1,789	Channing Frye	2001-05
10.	1,765	Al Fleming	1972-76

## Scoring Average

	<b>Avg.</b>	<b>Player</b>	<b>Years</b>
1.	23.9	Coniel Norman	1973-74
2.	19.9	Joe Skaisgir	1960-62
3.	19.2	Sean Elliott	1986-89
4.	18.7	Bill Warner	1969-71
5.	18.7	Bob Elliott	1974-77
6.	18.6	Eric Money	1972-74
7.	17.8	Ernie McCray	1957-60
8.	17.8	Derrick Williams	2009-11
9.	17.2	Chris Mills	1991-93
10.	17.0	Chase Budinger	2006-09

## Field Goals

	<b>FG</b>	<b>Player</b>	<b>Years</b>
1.	892	Sean Elliott	1986-89
2.	808	Bob Elliott	1974-77
3.	750	Hassan Adams	2002-06
4.	707	Channing Frye	2001-05
5.	688	Al Fleming	1973-76
6.	668	Michael Dickerson	1994-98
7.	646	Khalid Reeves	1991-94
8.	629	Anthony Cook	1986-89
9.	615	Chris Mills	1991-93
10.	615	Salim Stoudamire	2001-05

## Field Goal Attempts

	<b>FGA</b>	<b>Player</b>	<b>Years</b>
1.	1750	Sean Elliott	1986-89
2.	1512	Bob Elliott	1974-77
3.	1503	Hassan Adams	2002-06
4.	1460	Michael Dickerson	1994-98
5.	1447	Jason Gardner	1999-2003
6.	1349	Khalid Reeves	1991-94
7.	1343	Damon Stoudamire	1992-95
8.	1306	Salim Stoudamire	2001-02
9.	1276	Chase Budinger	2006-09
10.	1263	Bill Warner	1968-71

## Field Goal Percentage (Min. 4 made per game)

	<b>Pct.</b>	<b>Player (FG-FGA)</b>	<b>Years</b>
1.	.613	Joseph Blair (470-767)	1992-96
2.	.605	Pete Williams (296-489)	1984-85
3.	.591	Brian Williams (325-550)	1990-91
4.	.586	Derrick Williams (388-662)	2009-11
5.	.583	Al Fleming (688-1181)	1973-76
6.	.578	Jordan Hill (494-855)	2006-09
7.	.575	Anthony Cook (629-1094)	1986-89
8.	.575	Michael Wright (527-917)	1998-2001
9.	.562	Channing Frye (707-1257)	2001-05
10.	.558	Sean Rooks (550-986)	1988-92

## 3-Point Field Goals

	<b>FG</b>	<b>Player</b>	<b>Years</b>
1.	342	Salim Stoudamire	2001-2005
2.	318	Jason Gardner	1999-2003
3.	272	Damon Stoudamire	1992-95
4.	193	Jason Terry	1996-99
5.	191	Matt Othick	1989-92
6.	190	Chase Budinger	2006-09
7.	186	Khalid Reeves	1991-94
8.	176	Miles Simon	1994-98
9.	163	Matt Muehlebach	1988-91
10.	160	Nic Wise	2006-10

## 3-Point Field Goal Attempts

	<b>FGA</b>	<b>Player</b>	<b>Years</b>
1.	875	Jason Gardner	1999-2003
2.	747	Salim Stoudamire	2001-05
3.	677	Damon Stoudamire	1992-95
4.	514	Jason Terry	1996-99
5.	496	Chase Budinger	2006-09
6.	489	Khalid Reeves	1991-94
7.	485	Matt Othick	1989-92
8.	470	Miles Simon	1994-98
9.	417	Michael Dickerson	1994-98
10.	405	Nic Wise	2006-10

## 3-Point Field Goal Percentage (Min. 100 att.)

	<b>Pct.</b>	<b>Player (3FG-FGA)</b>	<b>Years</b>
1.	.573	Steve Kerr (114-199)	1984-88
2.	.458	Salim Stoudamire (342-747)	2001-05
3.	.428	Sean Elliott (140-327)	1986-89
4.	.424	Harvey Mason (50-118)	1987-90
5.	.419	Matt Muehlebach (199-251)	1988-91
6.	.411	Craig McMillan (109-265)	1985-88
7.	.402	Damon Stoudamire (272-677)	1992-95
8.	.395	Nic Wise (160-405)	2006-10
9.	.394	Matt Othick (191-485)	1989-92
10.	.390	Mike Bibby (144-369)	1996-98

## Free Throws

	<b>FT</b>	<b>Player</b>	<b>Years</b>
1.	623	Sean Elliott	1986-89
2.	516	Jason Gardner	1999-2003
3.	515	Bob Elliott	1974-77
4.	447	Khalid Reeves	1991-94
5.	436	Michael Wright	1998-2001
6.	405	Derrick Williams	2009-11
7.	402	Miles Simon	1994-98
8.	392	Sean Rooks	1988-92
9.	389	Al Fleming	1973-76
10.	388	Salim Stoudamire	2001-05

## Free Throw Attempts

	<b>FTA</b>	<b>Player</b>	<b>Years</b>
1.	786	Sean Elliott	1986-89
2.	767	Bob Elliott	1974-77
3.	663	Jason Gardner	1999-2003
4.	590	Sean Rooks	1988-92
5.	586	Khalid Reeves	1991-94
6.	582	Michael Wright	1998-2001
7.	563	Derrick Williams	2009-11
8.	537	Ernie McCray	1957-60
9.	524	Miles Simon	1994-98
10.	522	Al Fleming	1973-76

# Career Statistical Leaders



ARIZONA

## Free Throw Percentage

	Pct.	Player (FT-FTA)	Years
1.	.872	Dylan Rigdon (95-109)	1993-94
2.	.870	Salim Stoudamire (388-446)	2001-05
3.	.855	Joe Nehls (271-317)	1976-80
4.	.839	Jerryd Bayless (187-223)	2007-08
	.839	Nic Wise (329-392)	2006-10
6.	.837	Bob Spahn (123-147)	1963-66
7.	.824	Mickey Foster (244-296)	1967-70
8.	.815	Steve Kerr (225-276)	1984-88
9.	.814	Warren Rustand (240-295)	1962-65
10.	.804	Damon Stoudamire (349-434)	1992-95

## Rebounds

	Reb.	Player	Years
1.	1,190	Al Fleming	1973-76
2.	1,083	Bob Elliott	1974-77
3.	975	Channing Frye	2001-05
4.	861	Anthony Cook	1986-89
5.	837	Bill Reeves	1954-57
6.	832	Michael Wright	1998-2001
7.	824	Ernie McCray	1957-60
8.	817	A.J. Bramlett	1996-99
9.	808	Sean Elliott	1986-89
10.	763	Jordan Hill	2006-09

## Rebound Average (Min. 250 rebounds)

	Avg.	Player	Years
1.	11.2	Joe Skaisgir	1960-62
2.	10.8	Ernie McCray	1957-60
3.	10.7	Bill Reeves	1954-57
4.	10.4	Al Fleming	1973-76
5.	9.9	Albert Johnson	1962-65
6.	9.5	Eddie Myers	1968-71
	9.5	Bob Elliott	1973-77
8.	9.2	Pete Williams	1983-85
9.	9.1	Bill Davis	1966-68
10.	8.4	Michael Wright	1998-2001

## Assists

	No.	Player	Years
1.	810	Russell Brown	1978-81
2.	670	Mustafa Shakur	2003-07
3.	663	Damon Stoudamire	1992-95
4.	622	Jason Gardner	1999-2003
5.	582	Luke Walton	1999-2003
6.	560	Reggie Geary	1992-96
7.	552	Matt Othick	1989-92
8.	493	Jason Terry	1996-99
9.	458	Matt Muehlebach	1988-91
10.	455	Miles Simon	1994-98

## Steals

	No.	Player	Years
1.	245	Jason Terry	1995-99
2.	238	Hassan Adams	2002-06
3.	225	Jason Gardner	1999-2003
4.	208	Reggie Geary	1992-96
5.	200	Ken Lofton	1985-89
6.	187	Khalid Reeves	1990-94
7.	177	Russell Brown	1977-81
8.	174	Damon Stoudamire	1991-95
9.	167	Nic Wise	2006-10
10.	164	Mike Bibby	1996-98

## Blocked Shots

	No.	Player	Years
1.	278	Anthony Cook	1985-89
2.	258	Channing Frye	2001-05
3.	186	Loren Woods	1999-2001
4.	167	Ed Stokes	1989-93
5.	142	Sean Rooks	1988-92
6.	140	Jordan Hill	2006-09
7.	104	A.J. Bramlett	1995-99
8.	101	Joseph Blair	1992-96
9.	85	Hassan Adams	2002-06
10.	84	Frank Smith	1979-83

## Games Played

	GP	Player	Years
1.	136	Jason Gardner	1999-2003
2.	133	Sean Elliott	1985-89
	133	Anthony Cook	1985-89
	133	Channing Frye	2001-05
5.	131	Jud Buechler	1986-90
	131	Mustafa Shakur	2003-07
7.	130	Michael Dickerson	1994-98
	130	Eugene Edgeron	1996-2001
	130	Craig McMillan	1984-88
	130	Hassan Adams	2002-06

## Games Started

	GS	Player	Years
1.	135	Jason Gardner	1999-2003
2.	133	Sean Elliott	1985-89
3.	129	Mustafa Shakur	2003-07
4.	123	Anthony Cook	1985-89
5.	119	Channing Frye	2001-05
6.	117	Salim Stoudamire	2001-05
7.	109	Craig McMillan	1984-88
8.	103	Frank Smith	1979-83
9.	101	Reggie Geary	1992-96
	101	Steve Kerr	1983-88

## Minutes Played

	Min.	Player	Years
1.	4,825	Jason Gardner	1999-2003
2.	4,499	Sean Elliott	1985-89
3.	4,136	Steve Kerr	1983-88
4.	4,070	Mustafa Shakur	2003-07
5.	4,037	Anthony Cook	1985-89
6.	3,848	Salim Stoudamire	2001-05
7.	3,686	Channing Frye	2001-05
8.	3,666	Damon Stoudamire	1991-95
9.	3,609	Hassan Adams	2002-06
10.	3,552	Russell Brown	1977-81

## Average Minutes Per Game (Min. 50 games played)

	Avg.	Player	Min.	GP	Years
1.	35.5	Jason Gardner	4,825	136	1999-2003
2.	35.4	Chase Budinger	3,541	100	2006-09
3.	33.8	Sean Elliott	4,499	133	1985-89
4.	33.2	Russell Brown	3,552	107	1977-81
5.	32.4	Frank Smith	3,537	109	1979-83
	32.4	Mike Bibby	2,234	69	1996-98
7.	32.1	Steve Kerr	4,136	129	1983-88
8.	31.1	Mustafa Shakur	4,070	131	2003-07
9.	30.9	Loren Woods	1,699	55	1999-2001
10.	30.6	Chris Mills	2,879	94	1990-93
	30.6	Miles Simon	3,490	114	1994-98





# Single-Season Statistical Leaders

## Points Scored

	<b>Pts.</b>	<b>Player</b>	<b>Years</b>
1.	848	Khalid Reeves	1993-94
2.	743	Sean Elliott	1987-88
3.	741	Derrick Williams	2010-11
4.	735	Sean Elliott	1988-89
5.	692	Jason Gardner	2001-02
6.	684	Damon Stoudamire	1994-95
7.	677	Bob Elliott	1974-75
8.	662	Salim Stoudamire	2004-05
9.	642	Michael Dickerson	1996-97
10.	639	Damon Stoudamire	1993-94

## Scoring Average (20.0 ppg or better)

	<b>Avg.</b>	<b>Player</b>	<b>Years</b>
1.	24.2	Khalid Reeves	1993-94
2.	24.0	Coniel Norman	1972-73
3.	23.9	Ernie McCray	1959-60
4.	23.8	Coniel Norman	1973-74
5.	23.3	Bob Elliott	1974-75
6.	22.8	Damon Stoudamire	1994-95
7.	22.2	Sean Elliott	1988-89
8.	21.9	Jason Terry	1998-99
9.	20.9	Bob Warner	1970-71
10.	20.4	Chris Mills	1991-93
	20.4	Jason Gardner	2001-02

## Field Goals

	<b>FG</b>	<b>Player</b>	<b>Years</b>
1.	276	Khalid Reeves	1993-94
2.	273	Bob Elliott	1974-75
3.	264	Coniel Norman	1973-74
4.	263	Sean Elliott	1987-88
5.	252	Jordan Hill	2008-09
6.	242	Coniel Norman	1972-73
7.	241	Michael Dickerson	1997-98
8.	237	Sean Elliott	1988-89
	237	Anthony Cook	1988-89
10.	235	Herman Harris	1976-77

## Field Goal Attempts

	<b>FGA</b>	<b>Player</b>	<b>Years</b>
1.	572	Khalid Reeves	1993-94
2.	565	Michael Dickerson	1996-97
3.	528	Leon Blevins	1949-50
4.	525	Coniel Norman	1973-74
5.	520	Joe Skaisgir	1961-62
6.	510	Herman Harris	1976-77
7.	507	Bob Elliott	1974-75
8.	494	Sean Elliott	1988-89
9.	490	Hassan Adams	2005-06
10.	484	Damon Stoudamire	1993-94

## Field Goal Percentage (Min. 4 made per game)

	<b>Pct.</b>	<b>Player (FG-FGA)</b>	<b>Years</b>
1.	.667	Al Fleming (136-204)	1973-74
2.	.629	Anthony Cook (237-377)	1988-89
3.	.620	Jordan Hill (184-297)	2007-08
4.	.619	Brian Williams (195-315)	1990-91
5.	.618	Anthony Cook (201-325)	1987-88
6.	.607	Pete Williams (145-239)	1984-85
	.607	Jud Buechler (139-229)	1988-89
	.607	Joseph Blair (153-252)	1993-94
9.	.604	Pete Williams (151-250)	1983-84
10.	.599	Ed Stokes (94-157)	1989-90

## 3-Point Field Goals

	<b>FG</b>	<b>Player</b>	<b>Years</b>
1.	120	Salim Stoudamire	2004-05
2.	114	Steve Kerr	1987-88
3.	112	Damon Stoudamire	1994-95
4.	106	Jason Gardner	2001-02
5.	93	Damon Stoudamire	1993-94
6.	85	Khalid Reeves	1993-94
7.	78	Salim Stoudamire	2003-04
8.	77	Mike Bibby	1997-98
9.	76	Jason Terry	1998-99
	76	Jason Gardner	2000-01

## 3-Point Field Goal Attempts

	<b>FGA</b>	<b>Player</b>	<b>Years</b>
1.	276	Jason Gardner	2001-02
2.	265	Damon Stoudamire	1993-94
3.	241	Damon Stoudamire	1994-95
4.	238	Salim Stoudamire	2004-05
5.	224	Khalid Reeves	1993-94
6.	207	Jason Gardner	2000-01
7.	199	Steve Kerr	1987-88
	199	Mike Bibby	1997-98
	199	Jason Gardner	2002-03
10.	193	Jason Gardner	1999-00

## 3-Point Field Goal Percentage (Min. 40 att.)

	<b>Pct.</b>	<b>Player (3FG-FGA)</b>	<b>Years</b>
1.	.573	Steve Kerr (114-199)	1987-88
2.	.568	Derrick Williams (42-74)	2010-11
3.	.504	Salim Stoudamire (120-238)	2004-05
4.	.483	Chris Mills (56-116)	1992-93
5.	.481	Nic Wise (47-77)	2007-08
6.	.475	Harvey Mason (19-40)	1987-88
7.	.471	Sean Elliott (41-87)	1987-88
8.	.465	Damon Stoudamire (112-241)	1994-95
9.	.463	Khalid Reeves (31-67)	1990-91
10.	.453	Salim Stoudamire (73-161)	2001-02

## Free Throws

	<b>FT</b>	<b>Player</b>	<b>Years</b>
1.	247	Derrick Williams	2010-11
2.	211	Khalid Reeves	1993-94
3.	195	Sean Elliott	1988-89
4.	192	Jason Gardner	2001-02
5.	187	Jerryd Bayless	2007-08
6.	177	Ernie McCray	1959-60
7.	176	Sean Elliott	1987-88
8.	158	Derrick Williams	2009-10
9.	157	Michael Wright	2000-01
10.	152	Eddie Smith	1984-85

## Free Throw Attempts

	<b>FTA</b>	<b>Player</b>	<b>Years</b>
1.	331	Derrick Williams	2010-11
2.	264	Khalid Reeves	1993-94
3.	257	Ernie McCray	1959-60
4.	240	Jason Gardner	2001-02
5.	232	Sean Elliott	1988-89
	232	Derrick Williams	2009-10
7.	225	Bob Elliott	1975-76
8.	223	Jerryd Bayless	2007-08
9.	222	Sean Elliott	1987-88
10.	215	Sean Rooks	1991-92

# Single-Season Statistical Leaders



ARIZONA

## Free Throw Percentage (Min. 2.0 made per game)

	Pct.	Player (FT-FTA)	Years
1.	.910	Salim Stoudamire (122-134)	2004-05
2.	.904	Salim Stoudamire (103-114)	2001-02
3.	.899	Steve Kerr (71-79)	1985-86
4.	.891	Dylan Rigdon (82-92)	1993-94
5.	.885	Joe Nehls (108-122)	1979-80
6.	.878	Nic Wise (137-156)	2009-10
7.	.872	Ivan Radenovic (150-172)	2006-07
8.	.864	Salim Stoudamire (70-81)	2002-03
9.	.859	Bob Spanh (73-85)	1965-66
10.	.855	Mickey Foster (100-117)	1969-70

## Rebounds

	Reb.	Player	Years
1.	375	Jordan Hill	2008-09
2.	373	Leo Johnson	1950-51
3.	343	Bill Reeves	1955-56
	343	Al Fleming	1974-75
5.	341	Bob Elliott	1975-76
6.	329	Al Fleming	1975-76
7.	314	Joe Skaisgir	1961-62
	314	Derrick Williams	2010-11
9.	313	Ben Davis	1995-96
10.	297	Michael Wright	1999-2000

## Rebound Average (Min. 250 rebounds)

	Avg.	Player	Years
1.	13.2	Bill Reeves	1955-56
2.	12.5	Leo Johnson	1950-51
3.	12.2	Ernie McCray	1959-60
4.	12.1	Joe Skaisgir	1961-62
5.	11.8	Al Fleming	1974-75
6.	11.0	Albert Johnson	1963-64
	11.0	Jordan Hill	2008-09
8.	10.8	Phil Taylor	1976-77
9.	10.7	Bill Reeves	1956-57
	10.7	Ernie McCray	1957-58
	10.7	Bob Elliott	1973-74

## Assists

	No.	Player	Years
1.	247	Russell Brown	1978-79
2.	231	Reggie Geary	1995-96
3.	220	Damon Stoudamire	1994-95
4.	215	Mustafa Shakur	2006-07
5.	208	Damon Stoudamire	1993-94
6.	200	Russell Brown	1979-80
7.	199	Mike Bibby	1997-98
8.	197	Russell Brown	1977-78
9.	194	Luke Walton	2001-02
10.	182	Matt Othick	1990-91

## Steals

	No.	Player	Years
1.	87	Mike Bibby	1997-98
2.	85	Jason Terry	1996-97
3.	82	Hassan Adams	2005-06
4.	80	Jason Terry	1998-99
5.	76	Mike Bibby	1996-97
6.	71	Gilbert Arenas	1999-2000
7.	69	Hassan Adams	2004-05
8.	67	Ken Lofton	1988-89
	67	Reggie Geary	1995-96
10.	65	Gilbert Arenas	2000-01

## Blocked Shots

	No.	Player	Years
1.	102	Loren Woods	1999-2000
2.	85	Channing Frye	2004-05
3.	84	Anthony Cook	1988-89
	84	Loren Woods	2000-01
5.	75	Anthony Cook	1987-88
6.	69	Anthony Cook	1986-87
7.	63	Channing Frye	2003-04
8.	60	Channing Frye	2002-03
9.	58	Jordan Hill	2008-09
10.	56	Jordan Hill	2007-08

## Games Played

	GP	Player	Years
1.	38	Sean Elliott	1987-88
	38	Tom Tolbert	1987-88
	38	Anthony Cook	1987-88
	38	Steve Kerr	1987-88
	38	Craig McMillan	1987-88
	38	Ken Lofton	1987-88
	38	Joe Turner	1987-88
	38	Derrick Williams	2010-11
	38	Lamont Jones	2010-11
	38	Kyle Fogg	2010-11
	38	Solomon Hill	2010-11
	38	Kevin Parrom	2010-11
	38	Jesse Perry	2010-11
	38	Jamelle Horne	2010-11
	38	Jordin Mayes	2010-11
	38	Brendon Lavender	2010-11
	38	Kyryl Natyazhko	2010-11

## Games Started

	GS	Player	Years
1.	38	Sean Elliott	1987-88
	38	Tom Tolbert	1987-88
	38	Steve Kerr	1987-88
	38	Craig McMillan	1987-88
	38	Derrick Williams	2010-11
	38	Lamont Jones	2010-11
	38	Solomon Hill	2010-11
8.	37	Anthony Cook	1987-88
	37	Channing Frye	2004-05
	37	Hassan Adams	2004-05
	37	Mustafa Shakur	2004-05

## Minutes Played

	Min.	Player	Years
1.	1,317	Chase Budinger	2008-09
2.	1,298	Jason Gardner	2001-02
3.	1,273	Nic Wise	2008-09
4.	1,249	Sean Elliott	1987-88
5.	1,244	Jason Gardner	1999-2000
6.	1,239	Steve Kerr	1987-88
7.	1,228	Steve Kerr	1985-86
8.	1,213	Jordan Hill	2008-09
9.	1,200	Chase Budinger	2007-08
10.	1,193	Jawann McClellan	2007-08

## Average Minutes Per Game

	Avg.	Player	Min.	GP	Years
1.	38.4	Steve Kerr	1,228	32	1985-86
2.	38.2	Jason Terry	1,107	29	1998-99
	38.2	Jason Gardner	1,298	34	2001-02
4.	37.6	Chase Budinger	1,317	35	2008-09
5.	37.4	Russell Brown	1,011	27	1978-79
6.	37.3	Joe Nehls	1,007	27	1978-79
7.	37.0	Frank Smith	1,000	27	1981-82
8.	36.7	Luke Walton	1,138	31	2001-02
9.	36.6	Jason Gardner	1,244	34	1999-2000
10.	36.4	Eddie Smith	1,018	28	1983-84
	36.4	Damon Stoudamire	1,092	30	1994-95
	36.4	Nic Wise	1,273	35	2008-09



Career Scoring Leaders

Table with columns: Name, Years, G, FG-FGA, 3FG-A, FT-FTA, Pts., Avg. Lists top 45 career scorers.

500 Points In One Season

Table with columns: Season, Name, Pos., G, FG-FGA, 3FG-A, FT-FTA, Pts., Avg. Lists players who scored 500+ points in a season.

400 Points In One Season

Table with columns: Season, Name, Pos., G, FG-FGA, 3FG-A, FT-FTA, Pts., Avg. Lists players who scored 400+ points in a season.

800 Points In One Season

Table with columns: Season, Name, Pos., G, FG-FGA, 3FG-A, FT-FTA, Pts., Avg. Lists players who scored 800+ points in a season.

700 Points In One Season

Table with columns: Season, Name, Pos., G, FG-FGA, 3FG-A, FT-FTA, Pts., Avg. Lists players who scored 700+ points in a season.

600 Points In One Season

Table with columns: Season, Name, Pos., G, FG-FGA, 3FG-A, FT-FTA, Pts., Avg. Lists players who scored 600+ points in a season.


ARIZONA



# Top-10 Career Scorers



## Top-10 Career Scoring Leaders




### 1. Sean Elliott

Year	G	FG-FGA	Pct.	3FG-FGA	Pct.	FT-FTA	Pct.	Pts.	Avg.
1985-86	32	187-385	.486	—	—	127-167	.760	499	15.6
1986-87	30	209-410	.510	33-89	.371	127-165	.770	578	19.3
1987-88	38	263-461	.570	41-87	.471	176-222	.793	743	19.6
1988-89	33	237-494	.480	66-151	.437	195-232	.841	735	22.3
<b>Totals</b>	<b>133</b>	<b>896-1750</b>	<b>.512</b>	<b>140-327</b>	<b>.428</b>	<b>625-786</b>	<b>.795</b>	<b>2555</b>	<b>19.2</b>



### 2. Bob Elliott

Year	G	FG-FGA	Pct.	3FG-FGA	Pct.	FT-FTA	Pct.	Pts.	Avg.
1973-74	26	158-323	.489	—	—	113-157	.720	429	16.5
1974-75	29	273-507	.538	—	—	131-208	.630	677	23.3
1975-76	33	225-406	.554	—	—	145-225	.644	595	18.0
1976-77	26	152-276	.551	—	—	126-177	.712	430	16.5
<b>Totals</b>	<b>114</b>	<b>808-1512</b>	<b>.534</b>	<b>—</b>	<b>—</b>	<b>515-767</b>	<b>.671</b>	<b>2125</b>	<b>18.6</b>




### 3. Jason Gardner

Year	G	FG-FGA	Pct.	3FG-FGA	Pct.	FT-FTA	Pct.	Pts.	Avg.
1999-2000	34	118-312	.378	70-193	.363	121-166	.729	427	12.6
2000-01	36	114-299	.381	76-207	.367	89-110	.809	393	10.9
2001-02	34	197-463	.425	106-276	.384	192-240	.800	692	20.4
2002-03	32	146-372	.392	66-199	.332	114-147	.776	472	14.8
<b>Totals</b>	<b>136</b>	<b>575-1446</b>	<b>.398</b>	<b>318-875</b>	<b>.363</b>	<b>516-663</b>	<b>.778</b>	<b>1984</b>	<b>14.6</b>



### 4. Salim Stoudamire

Year	G	FG-FGA	Pct.	3FG-FGA	Pct.	FT-FTA	Pct.	Pts.	Avg.
2001-02	34	129-291	.443	73-161	.453	103-114	.904	434	12.8
2002-03	30	125-264	.473	71-160	.444	70-81	.864	391	13.0
2003-04	29	151-334	.452	78-188	.415	93-117	.795	473	16.3
2004-05	36	210-417	.504	120-238	.504	122-134	.910	662	18.4
<b>Totals</b>	<b>129</b>	<b>615-1306</b>	<b>.471</b>	<b>342-747</b>	<b>.458</b>	<b>388-446</b>	<b>.870</b>	<b>1960</b>	<b>15.2</b>



### 5. Khalid Reeves

Year	G	FG-FGA	Pct.	3FG-FGA	Pct.	FT-FTA	Pct.	Pts.	Avg.
1990-91	35	104-229	.454	31-67	.463	78-113	.690	317	9.1
1991-92	30	148-311	.476	44-119	.370	78-99	.788	418	13.9
1992-93	28	118-237	.498	26-79	.329	80-110	.727	342	12.2
1993-94	35	276-572	.483	85-224	.379	211-264	.799	848	24.2
<b>Totals</b>	<b>128</b>	<b>646-1349</b>	<b>.479</b>	<b>186-489</b>	<b>.380</b>	<b>447-586</b>	<b>.763</b>	<b>1925</b>	<b>15.0</b>




### 6. Damon Stoudamire

Year	G	FG-FGA	Pct.	3FG-FGA	Pct.	FT-FTA	Pct.	Pts.	Avg.
1991-92	30	76-167	.455	28-69	.406	37-48	.771	217	7.2
1992-93	28	99-226	.438	39-102	.382	72-91	.791	309	11.0
1993-94	35	217-484	.448	93-265	.351	112-140	.800	639	18.3
1994-95	30	222-466	.476	112-241	.465	128-155	.826	684	22.8
<b>Totals</b>	<b>123</b>	<b>614-1343</b>	<b>.457</b>	<b>272-677</b>	<b>.402</b>	<b>349-434</b>	<b>.804</b>	<b>1849</b>	<b>15.0</b>




### 7. Hassan Adams

Year	G	FG-FGA	Pct.	3FG-FGA	Pct.	FT-FTA	Pct.	Pts.	Avg.
2002-03	32	118-241	.490	7-34	.206	48-61	.787	291	9.1
2003-04	30	200-369	.542	38-99	.384	77-105	.733	515	17.2
2004-05	37	198-403	.491	13-43	.302	60-84	.714	469	12.7
2005-06	31	234-490	.478	17-65	.262	58-95	.611	543	17.5
<b>Totals</b>	<b>130</b>	<b>750-1503</b>	<b>.499</b>	<b>75-241</b>	<b>.311</b>	<b>243-345</b>	<b>.704</b>	<b>1818</b>	<b>14.0</b>



### 8. Michael Dickerson

Year	G	FG-FGA	Pct.	3FG-FGA	Pct.	FT-FTA	Pct.	Pts.	Avg.
1994-95	29	50-93	.538	10-19	.526	28-41	.683	138	4.8
1995-96	32	144-329	.438	31-91	.341	62-84	.738	381	11.9
1996-97	34	233-565	.412	55-166	.331	121-170	.712	642	18.9
1997-98	35	241-473	.510	57-141	.404	91-120	.758	630	18.0
<b>Totals</b>	<b>130</b>	<b>668-1460</b>	<b>.458</b>	<b>153-436</b>	<b>.351</b>	<b>302-415</b>	<b>.727</b>	<b>1791</b>	<b>13.8</b>



### 9. Channing Frye

Year	G	FG-FGA	Pct.	3FG-FGA	Pct.	FT-FTA	Pct.	Pts.	Avg.
2001-02	34	122-205	.595	0-0	.000	80-110	.727	324	9.5
2002-03	32	165-290	.569	0-1	.000	73-110	.664	403	12.6
2003-04	30	193-352	.548	3-5	.600	89-113	.788	478	15.9
2004-05	37	227-410	.554	3-17	.176	127-153	.830	584	15.8
<b>Totals</b>	<b>133</b>	<b>707-1257</b>	<b>.562</b>	<b>6-23</b>	<b>.261</b>	<b>369-486</b>	<b>.759</b>	<b>1789</b>	<b>13.5</b>



### 10. Al Fleming

Year	G	FG-FGA	Pct.	3FG-FGA	Pct.	FT-FTA	Pct.	Pts.	Avg.
1972-73	26	130-242	.537	—	—	74-98	.755	334	12.8
1973-74	26	136-204	.667	—	—	58-78	.744	330	12.7
1974-75	29	215-381	.564	—	—	144-194	.742	574	19.8
1975-76	33	207-354	.586	—	—	113-152	.743	527	16.0
<b>Totals</b>	<b>114</b>	<b>688-1181</b>	<b>.583</b>	<b>—</b>	<b>—</b>	<b>389-462</b>	<b>.842</b>	<b>1765</b>	<b>15.5</b>



Year-by-Year Leaders

Scoring

Table with columns: Year, Player, G, Pts., Avg. Lists scoring leaders from 2010-11 back to 1932-33.

Table with columns: Year, Player, G, Pts., Avg. Lists scoring leaders from 1931-32 back to 1920-21.

\* Statistics unavailable for 4 games

Field Goal Percentage

Table with columns: Year, Player, FGM, FGA, Pct. Lists field goal percentage leaders from 2010-11 back to 1948-49.

3-Point FG Percentage (Min. 2 att./game)

Table with columns: Year, Player, FGM, FGA, Pct. Lists 3-point FG percentage leaders from 2010-11 back to 1986-87.

Free Throw Percentage

Table with columns: Year, Player, FTM, FTA, Pct. Lists free throw percentage leaders from 2010-11 back to 1958-59.

ARIZONA

# Year-By-Year Leaders



Year	Player	FTM	FTA	Pct.
1957-58	Ed Nymeyer	118	146	.794
1956-57	Warren Ridge	71	87	.816
1955-56	Ed Nymeyer	131	177	.740
1954-55	Ernie Oosterveen	67	87	.770
1953-54	John Bruner	102	130	.785
1952-53	John Bruner	65	87	.747
1951-52	Bill Kemmeries	89	120	.742
1950-51	Bob Honea	81	101	.802
1949-50	Leon Blevins	92	117	.786
1948-49	Junior Crum	93	135	.689
1947-48	Junior Crum	79	116	.681
1946-47	Link Richmond	68	107	.636
1945-46	Link Richmond	52	83	.627
1944-45	Jimmy Steele	37	56	.661
1943-44	Dick Dermondy	33	51	.647
1942-43	statistics not available			
1941-42	Bob Ruman	55	78	.705
1940-41	Wilmer Harper	53	76	.697
1939-40	Wilmer Harper	45	62	.726
1938-39	George Jackson	32	57	.561
1937-38	Lorry DiGrazia	41	52	.788
1936-37	Lorry DiGrazia	27	46	.586
1935-36	George Jackson	32	57	.561
1934-35	Ralph Warford	16	29	.552
1933-34	Vince Byrne	68	98	.694
1932-33	Ted Crismon	23	35	.657

\* only player to attain minimum FTM per game

## Rebounding

Year	Player	G	Reb.	Avg.
2010-11	Derrick Williams	38	314	8.3
2009-10	Derrick Williams	31	219	7.1
2008-09	Jordan Hill	34	375	11.0
2007-08	Jordan Hill	34	270	7.9
2006-07	Ivan Radenovic	31	236	7.6
2005-06	Ivan Radenovic	32	203	6.3
2004-05	Channing Frye	37	282	7.6
2003-04	Andre Iguodala	30	253	8.4
2002-03	Channing Frye	32	257	8.0
2001-02	Luke Walton	31	227	7.3
2000-01	Michael Wright	36	281	7.8
1999-2000	Michael Wright	34	297	8.7
1998-99	A.J. Bramlett	29	273	9.4
1997-98	A.J. Bramlett	35	259	7.7
1996-97	A.J. Bramlett	33	229	6.9
1995-96	Ben Davis	33	313	9.5
1994-95	Ray Owes	31	252	8.1
1993-94	Ray Owes	35	285	8.1
1992-93	Chris Mills	28	222	7.9
1991-92	Chris Mills	31	244	7.9
1990-91	Brian Williams	35	273	7.8
1989-90	Jud Buechler	32	264	8.3
1988-89	Anthony Cook	33	238	7.2
1987-88	Anthony Cook	38	269	7.1
1986-87	Anthony Cook	30	217	7.2
1985-86	John Edgar	32	237	7.3
1984-85	Pete Williams	31	265	8.5
1983-84	Pete Williams	28	278	9.9
1982-83	Frank Smith	28	212	7.6
1981-82	Frank Smith	27	205	7.8
1980-81	Robbie Dosty	27	178	6.6
1979-80	Frank Smith	27	162	6.0
1978-79	Larry Demic	27	277	10.3
1977-78	Phil Taylor	26	210	8.1
1976-77	Phil Taylor	27	292	10.8
1975-76	Bob Elliott	33	341	10.3
1974-75	Al Fleming	29	343	11.8
1973-74	Bob Elliott	26	278	10.7
1972-73	Al Fleming	26	257	9.9
1971-72	Lynard Harris	26	245	9.4
1970-71	Eddie Myers	26	239	9.2
1969-70	Tom Lee	26	258	9.9
1968-69	Eddie Myers	27	279	10.3
1967-68	Bill Davis	24	253	10.6
1966-67	Bill Davis	25	192	7.7
1965-66	Mike Aboud	26	219	8.4
1964-65	Albert Johnson	26	234	9.0
1963-64	Albert Johnson	26	286	11.0
1962-63	Albert Johnson	26	253	9.7
1961-62	Joe Skaisgir	26	314	12.1
1960-61	Joe Skaisgir	26	268	10.3
1959-60	Ernie McCray	24	290	12.2
1958-59	Ernie McCray	26	255	9.8

Year	Player	G	Reb.	Avg.
1957-58	Ernie McCray	26	279	10.7
1956-57	Bill Reeves	26	278	10.7
1955-56	Bill Reeves	26	343	13.2
1954-55	Hadie Redd	24	235	9.8
1953-54	Hadie Redd	24	169	7.0
1952-53	Teddy Lazovich	27	169	6.3
1951-52	Jerry Dillon	27	213	7.9
1950-51	Leo Johnson	30	373	12.4

## Assists

Year	Player	G	Ast	Avg.
2001-11	Kyle Fogg	38	99	2.6
2009-10	Nic Wise	31	103	3.3
2008-09	Nic Wise	35	160	4.6
2007-08	Jerryd Bayless	30	121	4.0
2006-07	Mustafa Shakur	31	215	6.9
2005-06	Mustafa Shakur	33	154	4.7
2004-05	Mustafa Shakur	37	166	4.5
2003-04	Andre Iguodala	30	147	4.9
2002-03	Jason Gardner	32	158	4.9
2001-02	Luke Walton	31	194	6.3
2000-01	Jason Gardner	36	147	4.1
1999-2000	Jason Gardner	34	162	4.8
1998-99	Jason Terry	29	159	5.5
1997-98	Mike Bibby	35	199	5.7
1996-97	Mike Bibby	34	178	5.2
1995-96	Reggie Geary	33	231	7.0
1994-95	Damon Stoudamire	30	220	7.3
1993-94	Damon Stoudamire	35	208	5.9
1992-93	Damon Stoudamire	28	159	5.7
1991-92	Matt Othick	31	160	5.2
1990-91	Matt Othick	35	181	5.3
1989-90	Matt Muehlebach	32	181	5.3
1988-89	Ken Lofton	33	135	4.1
1987-88	Steve Kerr	38	150	3.9
1986-87	Sean Elliott	30	110	3.7
1985-86	Steve Kerr	38	150	3.9
1984-85	Brock Brunkhorst	25	130	5.2
1983-84	Brock Brunkhorst	28	98	3.5
1982-83	Brock Brunkhorst	26	120	4.6
1981-82	Ricky Walker	20	65	3.3
1980-81	Russell Brown	27	166	6.1
1979-80	Russell Brown	27	200	7.4
1978-79	Russell Brown	27	247	9.1
1977-78	Russell Brown	26	197	7.6
1976-77	Gary Harrison	27	128	4.7
1975-76	Jim Rappis	31	105	3.5
1974-75	Gilbert Myles	26	136	5.5
1973-74	Eric Money	20	110	5.5
1972-73	Eric Money	26	96	3.7
1951-52	Roger Johnson	27	86	3.2
1950-51	Leo Johnson	30	146	4.9

## Steals

Year	Player	G	Steals	Avg.
2010-11	Derrick Williams	38	37	0.9
2009-10	Nic Wise	31	54	1.7
2008-09	Nic Wise	35	52	1.5
2007-08	Nic Wise	27	54	2.0
2006-07	Mustafa Shakur	31	47	1.5
2005-06	Hassan Adams	31	82	2.6
2004-05	Hassan Adams	37	69	1.9
2003-04	Andre Iguodala	30	48	1.6
2002-03	Jason Gardner	32	58	1.8
2001-02	Jason Gardner	34	53	1.6
2000-01	Gilbert Arenas	36	65	1.8
1999-2000	Gilbert Arenas	34	71	2.1
1998-99	Jason Terry	29	80	2.8
1997-98	Mike Bibby	35	84	2.4
1996-97	Jason Terry	34	85	2.5
1995-96	Reggie Geary	33	67	2.0
1994-95	Damon Stoudamire	30	52	1.7
1993-94	Khalid Reeves	35	64	1.8
1992-93	Damon Stoudamire	28	45	1.6
1991-92	Khalid Reeves	30	50	1.7
1990-91	Matt Muehlebach	35	58	1.7
1989-90	Matt Muehlebach	32	41	1.3
1988-89	Ken Lofton	33	67	2.0
1987-88	Ken Lofton	38	60	1.6
1986-87	Ken Lofton	30	55	1.8
1985-86	Steve Kerr	32	52	1.6
1984-85	Eddie Smith	31	37	1.2
1983-84	Eddie Smith	28	46	1.6

Year	Player	G	Steals	Avg.
1982-83	Puntus Wilson	28	44	1.6
1981-82	Greg Cook	27	43	1.6
1980-81	John Smith	27	48	1.8
1979-80	Russell Brown	27	46	1.7
1978-79	Russell Brown	27	50	1.9
1977-78	Russell Brown	26	38	1.5
1976-77	Herman Harris	27	45	1.7
1975-76	Herman Harris	27	34	1.3

## Blocked Shots

Year	Name	G	Blk	Avg.
2010-11	Derrick Williams	38	26	0.7
2009-10	Jamelle Horne	30	30	1.0
2008-09	Jordan Hill	34	58	1.7
2007-08	Jordan Hill	34	56	1.6
2006-07	Jordan Hill	29	26	0.9
2005-06	Kirk Walters	33	50	1.5
2004-05	Channing Frye	37	85	2.3
2003-04	Channing Frye	30	63	2.1
2002-03	Channing Frye	32	60	1.9
2001-02	Channing Frye	34	50	1.5
2000-01	Loren Woods	29	84	2.9
1999-2000	Loren Woods	26	102	3.9
1998-99	A.J. Bramlett	29	37	1.3
1997-98	A.J. Bramlett	35	36	1.0
1996-97	Bennett Davison	34	33	0.9
1995-96	Reggie Geary	33	24	0.7
1994-95	Joseph Blair	28	31	1.1
1993-94	Joseph Blair	35	37	1.1
1992-93	Ed Stokes	28	37	1.3
1991-92	Ed Stokes	31	41	1.3
1990-91	Sean Rooks	35	43	1.2
1989-90	Ed Stokes	29	49	1.7
1988-89	Anthony Cook	33	84	2.5
1987-88	Anthony Cook	38	75	2.0
1986-87	Anthony Cook	30	69	2.3
1985-86	Anthony Cook	32	50	1.6
1984-85	Pete Williams	31	21	0.7
1983-84	Pete Williams	28	20	0.7
1982-83	Frank Smith	28	23	0.8
1981-82	Frank Smith	27	25	0.9
1980-81	Frank Smith	27	20	0.7
1979-80	Frank Smith	27	16	0.6
1978-79	Larry Demic	27	22	0.8
1977-78	Larry Demic	26	42	1.6
1976-77	Bob Elliott	26	29	1.1
1975-76	Bob Elliott	27	16	0.6

ARIZONA





Arizona In Overtime

Table with 5 columns: Home, Road, Neutral, Total. Rows include Triple Overtime (2-1), Double Overtime (5-3), Single Overtime (14-14), and Totals (21-18, 19-23, 9-5, 49-46).

Coaches' Records

Table with 2 columns: Coach Name, Record. Includes Fred A. Enke (4-11), Bruce Larson (5-7), Fred Snowden (11-6), Ben Lindsey (0-1), Lute Olson (23-17), Kevin O'Neill (1-2), Russ Pennell (1-0), Sean Miller (4-2).

Three Overtimes

Table with 3 columns: Date, Opponent, Result. Includes 2/3/1965 vs Bradley (W, 85-83), 12/20/1965 vs Colorado (L, 73-77), 2/23/1973 vs Utah (W, 101-95), 2/5/2011 at California (W, 107-105).

Two Overtimes

Table with 3 columns: Date, Opponent, Result. Includes 2/20/1926 at USC (L, 28-30), 2/4/1966 vs New Mexico (W, 83-77), 12/4/1979 vs Northwestern (W, 93-85), 1/12/1986 vs California (W, 79-72), 1/22/1987 vs California (L, 81-82), 2/24/1991 vs Duke (W, 103-96), 3/2/1995 at Washington State (W, 114-111), 3/11/1995 vs Arizona State (L, 98-103), 3/22/2003 vs Gonzaga (W, 96-95), 12/31/2005 at Washington (W, 96-95), 12/2/2009 vs UNLV (L, 72-74), 3/6/2010 vs USC (W, 86-84).

Single Overtime

Table with 3 columns: Date, Opponent, Result. Includes 1/15/1927 at USC (L, 21-26), 2/2/1928 vs Coggins (W, 39-38), 1/16/1931 vs Tucson Sporting Goods (L, 30-31), 1/17/1931 vs Tucson Sporting Goods (W, 32-28), 1/28/1933 vs New Mexico State (L, 36-38), 2/2/1937 vs New Mexico (L, 30-32), 1/28/1946 at Northern Arizona (L, 53-54), 2/28/1949 at UTEP (L, 69-70), 3/6/1953 at Hardin-Simmons (L, 61-67), 3/2/1955 vs Arizona State (L, 103-104), 12/21/1955 vs Memphis State (L, 92-98), 2/13/1956 vs UTEP (L, 84-85), 1/28/1957 at Northern Arizona (W, 103-93), 12/27/1960 at UC-Santa Barbara (W, 80-75), 1/13/1962 at UTEP (L, 56-57), 1/5/1963 at New Mexico State (W, 63-59), 1/11/1963 vs Utah (L, 50-52), 1/7/1965 at Wyoming (W, 62-60), 12/30/1965 vs Seattle (L, 74-79), 2/10/1966 at UTEP (L, 72-81), 12/9/1967 at UTEP (L, 66-67), 12/7/1968 at Texas Tech (W, 85-80), 2/22/1969 vs Wyoming (L, 67-68), 12/16/1972 vs Northern Illinois (W, 91-90), 1/4/1975 at Texas Tech (W, 62-61), 1/10/1975 at Utah (L, 74-75), 2/14/1976 at Brigham Young (L, 74-79), 2/20/1976 vs New Mexico (W, 67-65), 3/18/1976 vs Nevada-Las Vegas (W, 114-109), 11/26/1976 vs Arizona State (W, 92-91), 3/5/1977 at Arizona State (L, 89-95), 2/4/1978 at Arizona State (L, 64-69), 11/27/1978 at Northwestern (W, 83-80), 2/10/1979 vs Oregon (W, 69-67), 1/31/1980 vs Stanford (W, 95-88), 1/8/1981 vs Washington (L, 57-60), 2/7/1981 vs Washington (W, 68-66), 2/13/1981 vs USC (L, 59-60), 2/24/1983 at Oregon (L, 57-63), 12/27/1983 vs Texas Tech (W, 51-49), 12/28/1983 at UTEP (L, 49-51), 2/23/1984 vs Oregon (W, 75-67), 1/18/1986 at Miami, Fla. (W, 81-74).

Table with 3 columns: Date, Opponent, Result. Includes 1/23/1986 vs Oregon State (W, 63-62), 1/30/1986 at Washington State (L, 63-65), 1/3/1987 at Oregon (L, 54-55), 3/6/1987 vs Oregon (L, 63-72), 3/13/1987 vs UTEP (NCAA) (L, 91-98), 2/20/1988 at UCLA (W, 78-76), 1/2/1990 vs California (W, 71-70), 2/10/1991 at UCLA (W, 105-94), 1/14/1995 at Stanford (W, 89-83), 2/1/1996 vs Washington (L, 79-80), 12/21/1996 at Michigan (L, 71-73), 1/18/1997 at UCLA (L, 78-84), 3/23/1997 vs Providence (W, 96-92), 3/31/1997 vs Kentucky (W, 84-79), 3/5/1998 at USC (L, 90-91), 11/28/1999 at Brigham Young (W, 78-74), 2/15/2001 at UCLA (L, 77-79), 1/26/2002 vs Connecticut (L, 98-100), 2/2/2002 at Stanford (W, 88-82), 2/6/2003 at Washington (W, 88-85), 3/13/2003 vs UCLA (L, 89-96), 11/24/2004 vs Michigan (W, 61-60), 2/24/2005 at Washington State (W, 57-56), 3/26/2005 vs Illinois (L, 89-90), 11/23/2005 vs Michigan State (L, 71-74), 12/21/2005 vs Western Kentucky (W, 86-81), 1/19/2006 vs Stanford (W, 90-81), 1/6/2007 at Washington State (L, 73-77), 3/3/2006 at Stanford (W, 85-80), 11/25/2007 at Kansas (L, 72-76), 12/8/2007 vs Illinois (W, 78-72), 1/9/2008 at Arizona State (L, 59-64), 1/24/2009 vs Houston (W, 96-90), 11/24/2009 vs Colorado (W, 91-87), 12/21/2009 vs Lipscomb (W, 83-82), 3/12/2011 vs Washington (L, 75-77).

Composite Pacific-10 Conference Standings, 1978-2011

Table with 7 columns: Team, Years, Overall W, Overall L, Overall Pct., Pac-10 W, Pac-10 L, Pac-10 Pct. Includes UCLA, ARIZONA (1978-2011: 732 W, 322 L, .694 Pct.), Stanford, California, Washington, Arizona State, USC, Oregon State, Oregon, Washington State.

Composite Western Athletic Conference Standings, 1962-78

Table with 7 columns: Team, Years, Overall W, Overall L, Overall Pct., WAC W, WAC L, WAC Pct. Includes New Mexico, Texas-El Paso, Utah, ARIZONA (1962-78: 241 W, 184 L, .567 Pct.), Arizona State, Brigham Young, Colorado State, Wyoming.

Composite Border Conference Standings, 1931-61\*

Table with 7 columns: Team, Years, Overall W, Overall L, Overall Pct., Border W, Border L, Border Pct. Includes Texas Tech, ARIZONA (1931-61: 398 W, 203 L, .591 Pct.), Arizona State, New Mexico State, West Texas State, New Mexico, Northern Arizona, Hardin-Simmons, Texas-El Paso.

\* Does not include 1942-43 and 1943-44 seasons. No official conference championship was awarded due to World War II travel restrictions.

NOTE: Records above reflect on-court results only. Vacated or forfeited games due to NCAA infractions by any school listed above are not included.





## Arizona's 100-Point Games

Score	Opponent	Date
133-78	vs. Duquesne	11/27/1987
127-99	Arizona State	1/15/1998
125-87	Kansas State	12/30/1997
122-81	Northern Arizona	12/18/1991
122-80	Austin Peay	11/14/1990
122-92	Utah	2/23/1974
119-95	Michigan	12/30/1993
119-80	Midwestern	12/1/1975
118-54	Robert Morris	12/28/1996
118-90	Brigham Young	2/21/1974
118-66	Eastern New Mexico	12/13/1960
117-85	SMU	12/30/1976
116-80	Arizona State	2/18/1993
116-61	Washington	12/20/1988
115-53	Morgan State	11/20/1997
115-55	Adams State	12/8/1976
114-111	at Washington State (2ot)	3/2/1995
114-89	UNLV	1/24/1978
114-109	UNLV (NCAA) (ot)	3/18/1976
114-94	Portland State	1/27/1976
113-85	Brigham Young	1/22/1977
112-81	Washington	2/5/1998
111-83	Jackson State	12/14/1996
111-98	at Oregon State	1/28/1995
111-84	Fordham	12/28/1993
110-91	at Washington	1/10/1998
110-71	at Washington	12/20/1987
110-78	at San Diego State	12/4/1986
110-65	Pepperdine	12/23/1977
109-75	Oregon State	1/22/2004
109-74	Arizona State	2/23/1989
108-76	Arizona State	1/10/1996
108-92	Butler	12/5/1970
107-105	at California (3ot)	2/5/2011
107-83	at UCLA	2/14/2004
107-91	Liberty	12/28/2003
107-73	Northern Arizona	11/24/2003
107-68	Western Kentucky	11/23/2002
107-88	at Alaska-Anchorage	11/25/1994
107-68	USC	1/9/1992
107-65	Oregon	3/9/1991
107-75	San Francisco State	12/15/1984
107-88	New Mexico	12/22/1978
107-113	at Illinois	11/28/1977
107-97	Colorado State	2/28/1975
106-97	Washington	1/29/2009
106-81	Arizona State	3/7/2004
106-70	UCLA	2/13/2003
106-79	Baylor	11/29/1993
106-82	Loyola-Chicago	12/28/1988
106-76	Detroit	1/10/1976
106-121	at Utah	1/19/1974
105-75	Manhattan	2/21/2004
105-61	at USC	2/17/2001
105-94	at UCLA (ot)	2/10/1991
105-85	Hawaii-Pacific	12/10/1986
105-110	Arizona State	2/17/1973
105-68	DePauw	1/4/1971
104-65	Oregon	3/3/2001
104-56	at Oregon	2/27/1992
104-53	Oregon	1/30/1992
104-71	Hawaii-Hilo	1/2/1986
104-90	Brigham Young	2/18/1978
104-84	Cal State-Los Angeles	2/6/1960
103-82	Washington	3/2/1997
103-80	Rutgers	12/30/1991
103-65	at Oregon State	2/28/1991
103-96	Duke (2ot)	2/24/1991
103-68	at USC	2/18/1988
103-61	UC-Riverside	12/12/1980
103-85	Northern Illinois	11/29/1974
103-93	at Northern Arizona (ot)	1/28/1957
103-104	*Arizona State (ot)	3/2/1955
102-87	New Mexico State	11/19/2006
102-77	Iowa State	12/29/1990
102-64	UCLA	2/18/1989

Score	Opponent	Date
102-98	Utah	1/20/1977
102-96	vs. Purdue	3/15/1975
102-88	Evansville	12/17/1968
101-87	Stanford	3/7/2009
101-79	Northern Arizona	11/15/2006
101-66	Northern Arizona	11/27/2002
101-76	Eastern Illinois (NCAA)	3/16/2001
101-41	Saint Mary's	12/2/2000
101-87	Gonzaga	11/29/2000
101-77	USC	2/15/1997
101-73	at Arizona State	2/27/1988
101-69	Cal. State-Hayward	11/28/1980
101-80	Idaho	12/13/1973
101-79	San Diego State	12/11/1973
101-80	Illinois	11/30/1973
101-95	Utah (3 ot)	2/23/1973
101-62	Hardin-Simmons	1/4/1962
100-87	at Oregon	2/19/2004
100-86	Washington State	2/27/1997
100-56	Oregon State	1/29/1994
100-77	California	3/5/1992
100-63	California	2/21/1991
100-64	at Northern Arizona	12/5/1990
100-94	Brigham Young	2/24/1973
100-77	San Jose State	12/18/1970
100-77	at UTEP	2/27/1960

\* Arizona's first 100-point game

### 100-Point Notes

- UA is 98-4 in games in which it tops the 100-point plateau.
- UA has accomplished the feat 65 times since 1983-84.
- Most times accomplished in a season: 8 (1990-91)
- Opponents have scored 100 points against Arizona 43 times.
- The last time UA allowed 100 points came Feb. 5, 2011, in a 107-105 (3ot) win at California.

### Highest Combined Score

227	at Utah 121, Arizona 106	1/19/74
	at New Mexico 129, Arizona 98	1/26/79
226	Arizona 127, Arizona State 99	1/15/98
225	Arizona 114, at Washington State 111 (2ot)	3/2/95
223	Arizona 114, UNLV 109 (ot NCAA)	3/18/76
220	at Illinois 113, Arizona 107	11/28/77
215	Arizona State 110, Arizona 105	2/17/73
214	Arizona 122, Utah 92	2/23/74
	Arizona 119, Michigan 95	12/30/93

### Largest Margin of Victory

64	Robert Morris, 118-54	12/28/96
62	Morgan State, 115-53	11/20/97
60	Adams State, 115-55	12/8/76
	Saint Mary's, 101-41	12/2/2000
57	Northern Arizona, 84-28	2/2/43
55	Idaho, 95-40	12/4/76
	vs. Duquesne, 133-78	11/27/87
52	Eastern New Mexico, 118-66	12/13/60
51	Oregon, 104-53	1/30/92


### Largest Margin of Defeat

74	at Utah, 45-119	12/9/55
53	at Air Force, 62-115	2/28/59
	at UCLA, 58-111	3/10/83
45	at UCLA, 45-90	12/11/53
44	at California, 46-90	12/27/58
43	vs. Ohio State, 47-90	12/29/71

## 32 • SEAN ELLIOTT

Forward, 1985-89

Jersey Retired March 9, 1996



Inside or outside, Sean Elliott did it all ... He spearheaded a program that won 105 games in four years ... Ranks 32nd on the NCAA career scoring list with 2,555 career points ... 1989 Wooden Award winner as college basketball's Player of the Year ... Also earned Player-of-the-Year honors from *Associated Press*, Kodak (NABC), CBS-TV, *Basketball Times*, *Basketball Weekly*, *Hoop Scoop* and *All-Star Sports Report* ... Top vote-getter in the 1989 AP All-America balloting and a repeat first-team selection ... Also repeated as a *UPI*, NABC, Wooden Award panel and *The Sporting News* first-team All-America

... Pac-10 Player of the Year in 1988 and 1989 ... Arizona's first regular season league scoring champion ... The only player in school history to lead the team in scoring for four consecutive seasons ... Finished his career as the UA and Pac-10 career scoring leader ... Passed Lew Alcindor's conference mark with 35 against UCLA on Feb. 18 ... 1988 and 1989 Pac-10 Tournament Most Outstanding Player ... USBWA all-District 8 and NABC all-District 15 in 1989 ... The first Arizona player to tally 700 points in a season (accomplished twice) and has two of the top three single-season scoring totals in UA history ... Posted a scoring average progression of 15.6, 19.3, 19.6, and 22.3 from freshman to senior campaigns ... Scored in double figures in 108 consecutive games and in 128 of 133 career games ... In 1988, scored 30 or more points six times and 20 or more 22 times ... Finished as the career record holder with 140 treys ... Collected 14 double-doubles over his last two seasons of play ... A two-time Pac-10 Player of the Week as a senior, and earned the accolade six times in his career ... Finished his career as Arizona's No. 6 career rebounder (808 rebounds) and still ranks eighth in that category ... His prep alma mater, Tucson's Cholla High School, renamed its gym "Sean Elliott Gymnasium" on April 12, 1989 ... Was the third overall pick in the 1989 NBA Draft by the San Antonio Spurs ... NBA Champion in 1999 ... Inducted in 2002 as a charter member of the Pac-10's Hall of Honor.


### Sean Elliott's Career Statistics

Year	GP-GS	FG-FGA	Pct.	3FG-FGA	Pct.	FT-FTA	Pct.	Reb.-Avg.	A	Bl	St	Pts.-Avg.
1985-86	32-32	187-385	.486			127-167	.760	171-5.3	70	8	22	499-15.6
1986-87	30-30	209-410	.510	33-89	.371	127-165	.770	181-6.0	110	6	21	578-19.3
1987-88	38-38	263-461	.570	41-87	.471	176-222	.793	219-5.8	137	15	28	743-19.6
1988-89	33-33	237-494	.480	66-151	.437	195-232	.841	237-7.2	134	9	32	735-22.3
<b>Totals</b>	<b>133-133</b>	<b>896-1750</b>	<b>.512</b>	<b>140-327</b>	<b>.428</b>	<b>623-786</b>	<b>.793</b>	<b>808-6.1</b>	<b>451</b>	<b>38</b>	<b>103</b>	<b>2555-19.2</b>

## 25 • STEVE KERR

Guard, 1983-88

Jersey Retired Jan. 9, 1999



A second-team *Associated Press* All-America pick in 1988 ... Third-team selection by the NABC ... All-NCAA West Regional ... All-District 8 and all-Pac-10 ... Pac-10 All-Academic team in 1988 ... Shot .573 from the floor from three-point range as a senior (114-of-199) ... Committed only 36 turnovers in 38 games as a senior ... Ended his career with an NCAA record with a .573 three-point shooting percentage with a minimum of 100 made ... Averaged only five three-point attempts per game ... Closed his career ranked No. 4 on the UA career field goal percentage list (.521), almost all from outside ... Career free throw

percentage of .815 still ranks fourth on the UA charts ... Pac-10 season record holder with 114 treys in 1988 ... Hit his first seven shots (six treys) at Arizona State for 20 first-half points on Feb. 27, 1988 ... Earned a spot on the Pac-10 all-Tournament team ... Broke league three-point field goal percentage mark as a senior ... Said teammate Sean Elliott, "Steve is like having a coach on the floor, but he has more physical ability than Lute." ... Back-to-back Pac-10 Player of the Week on Dec 7-20, 1988 ... One of UA's finest shooters, Kerr finished his career ranked No. 5 on the Arizona career scoring list (1,445 points) and still ranks 14th in that category ... Garnered first team all-Pac-10 honors as a junior in 1985-86 ... Injured his right knee in Madrid, Spain, in July 1986 during the semifinal of the 1986 World Championships and missed the 1987 season as a redshirt ... A Pac-10 All-Academic pick as a junior ... A two-time all-Great Alaska Shootout team (1986/1988) ... All-Fiesta Bowl Classic honors in 1985 and 1987, earning the tournament's first MVP award in 1985 ... Participated in the 1988 U.S. Olympic team trials ... A second-round pick of the Phoenix Suns in the 1988 NBA Draft ... Has five NBA Championship rings to his credit (Chicago 1996-98, San Antonio 1999, 2003) ... Inducted into the Pac-10 Hall of Honor in 2003.

### Steve Kerr's Career Statistics


Year	GP-GS	FG-FGA	Pct.	3FG-FGA	Pct.	FT-FTA	Pct.	Reb.-Avg.	A	Bl	St	Pts.-Avg.
1983-84	28-1	81-151	.516			36-52	.692	33-1.2	35	1	9	198-7.1
1984-85	31-30	126-222	.568			57-71	.803	73-2.4	123	4	19	309-10.0
1985-86	32-32	195-361	.540			71-79	.899	101-3.2	135	1	52	461-14.4
1986-87	Redshirt											
1987-88	38-38	151-270	.559	114-199	.573	61-74	.824	76-2.0	150	2	44	477-12.6
<b>Totals</b>	<b>129-101</b>	<b>553-1004</b>	<b>.551</b>	<b>114-199</b>	<b>.573</b>	<b>225-276</b>	<b>.815</b>	<b>283-2.2</b>	<b>443</b>	<b>8</b>	<b>124</b>	<b>1445-11.2</b>





## 10 • MIKE BIBBY

Guard, 1996-98  
Jersey Retired Nov. 11, 2004



A consensus All-America selection as a sophomore ... Received the third-most votes for the John R. Wooden Player of the Year award ... He started all 69 games at point guard during his two-year college career and helped lead the Wildcats to the NCAA championship as a freshman and a Pac-10 Conference title as a sophomore ... Tallied 22 points, five assists and three steals in his college debut, an 83-72 win over North Carolina on Nov. 22, 1996, and never looked back ... In just two seasons, he scored 1,061 career points, which ranks 25th on the UA career scoring list, and averaged 15.3 points per game ... A career assist-to-turnover ratio of just over 2-to-1, his 377 assists (5.5 apg) ranks No. 11 on the UA career charts ... Had just nine career games in which he had more turnovers than assists ... Posted a 17.9 ppg career NCAA Tournament scoring average in 10 career appearances ... Became the first freshman point guard to lead his team to the

national championship when he guided the Wildcats to the 1997 NCAA title ... Collected 39 points, 16 rebounds and eight assists in 1997 Final Four wins over North Carolina and Kentucky ... Garnered NCAA all-Southeast Regional and all-Final Four honors in 1997 and all-West Regional honors in 1998 ... Earned Pac-10 Player-of-the-Year honors in 1998 and Pac-10 Freshman-of-the-Year accolades in 1997 ... Bibby was the first UA player to receive Pac-10 Player-of-the-Year honors since Damon Stoudamire in 1995 and the first Freshman of the Year from Arizona since Sean Elliott in 1986 ... A finalist for United States Basketball Writers Association Player of the Year as a sophomore ... A member of the *Basketball Times* and *Basketball Weekly* all-Freshman first teams ... *Basketball Weekly's* Freshman of the Year ... Scored 603 points as a sophomore, marking just the 11th time in school history that a player has scored 600 or more points in a season ... Scored 20 or more points 19 times during his career (13 times as a sophomore) and had five double-doubles ... Hit 144 three-pointers in his career, which was the No. 7 career total in school history ... Attempted 369 treys in his career, which is also the seventh-best mark in Wildcat annals career charts ... Drafted No. 2 by the Vancouver Grizzlies in the 1998 NBA Draft, the highest NBA Draft selection in Arizona history ... An NBA first-team All-Rookie selection in 1999, Bibby is a 13-year NBA veteran who played in the 2011 NBA Finals ... Inducted in the Pac-10 Hall of Honor in 2010.


### Mike Bibby's Career Statistics

Season	G-GS	Min	FG-FGA	Pct.	3FG	Pct.	FT-FTA	Pct.	Reb.-Avg.	Ast	St.	Blk	TO	PF-D	Pts.-Avg.
1996-97	34-34	1110	151-339	.445	67-170	.394	89-127	.701	109-3.2	178	76	7	100	77-3	458-13.5
1997-98	35-35	1124	209-450	.464	77-199	.387	108-143	.755	106-3.0	199	84	7	78	57-1	603-17.2
<b>Totals</b>	<b>69-69</b>	<b>2234</b>	<b>360-789</b>	<b>.456</b>	<b>144-369</b>	<b>.390</b>	<b>197-270</b>	<b>.730</b>	<b>215-3.1</b>	<b>377</b>	<b>160</b>	<b>14</b>	<b>178</b>	<b>134-4</b>	<b>1061-15.4</b>

ARIZONA

## 22 • JASON GARDNER

Guard, 1999-2003  
Jersey Retired Aug. 14, 2005



At a school known for great point guards, Gardner closed his career as one of college basketball's finest ... The 2003 Frances Pomeroy Naismith Player of the Year and the 2000 National Freshman of the Year ... One of the most decorated athletes in school history, Gardner earned All-America honors 12 times in his four-year career, including Player-of-the-Year honors as a senior (just the third in UA history) ... One of just four players in Pac-10 history to amass 1,500 career points, 500 assists and 200 steals ... His unquestioned leadership was essential to UA's success, as the squad went 107-29 (.787) during Gardner's career ... Led Cats to the 2001 National Championship game, two Pac-10 championships and one Pac-10 Tournament title ... Finished as Arizona's career leader in games played, games

started, minutes played and three-point field goals ... Shined in the spotlight with a knack for hitting big shots ... An iron man who played 40+ minutes 31 times in his career ... Worked hard to improve the range and accuracy of his jumper ... Made a seamless adjustment from distributing point guard in 2001 (10.9 ppg/2.33 assist:turnover ratio) to a scorer in 2002 (20.4 ppg/4.6 apg) ... The highest-scoring guard in Arizona history (1,984 points/third all-time) ... Ranks among the career top 10 in 13 statistical categories at Arizona ... Was the 38th player in Pac-10 history to be a three-time all-conference honoree ... A John R. Wooden Award All-American and second-team All-America honors from the *Associated Press*, NABC and Senior CLASS Award as a senior in 2002-03 ... Led Cats to a 17-1 Pac-10 record in 2002-03, including a 9-0 road record ... USBWA second team All-America and the District 9 Player of the Year as a senior ... Foxsports.com third team All-America ... An all-NCAA West Regional selection in 2003 ... Wildcats were 55-9 in Gardner's career when he collected at least five assists ... Had 10 career games with 30+ minutes and zero turnovers ... Scored more points (692) than any other player in the Pac-10 in 2001-02 ... Only league player to be ranked in the top 10 in points, assists and steals as a junior ... Became the first Arizona freshman to be named to the all-Pac-10 first team ... Recently concluded a seven-year professional career in Europe and is now coaching collegiately.

### Jason Gardner's Career Statistics

Season	G-GS	Min	FG-FGA	Pct.	3FG	Pct.	FT-FTA	Pct.	Reb.-Avg	PF-D	Ast	TO	Blk	Stl	Pts-Avg
1999-2000	34-33	1244	118-312	.378	70-193	.363	121-166	.729	125-3.7	69-1	162	97	2	55	427-12.6
2000-01	36-36	1165	114-299	.381	76-207	.367	89-110	.809	109-3.0	62-0	147	63	2	59	393-10.9
2001-02	34-34	1298	197-463	.425	106-276	.384	192-240	.800	100-2.9	62-1	155	96	0	53	692-20.4
2002-03	32-32	1118	146-372	.392	66-199	.332	114-147	.776	128-4.0	48-0	158	91	0	58	472-14.8
<b>Career</b>	<b>136-135</b>	<b>4825</b>	<b>575-1446</b>	<b>.398</b>	<b>318-875</b>	<b>.363</b>	<b>516-663</b>	<b>.778</b>	<b>462-3.4</b>	<b>241-2</b>	<b>622</b>	<b>347</b>	<b>4</b>	<b>225</b>	<b>1984-14.6</b>



**National Player of the Year**

- 1987-88 Steve Kerr (USBWA Most Courageous Athlete)
- 1988-89 Sean Elliott (Wooden Award, AP, Kodak/NABC, Chevrolet/CBS-TV, Basketball Times, Basketball Weekly, Lapchick Trophy/Hall of Fame, Hoop Scoop, All-Star Sports Report)
- 1998-99 Jason Terry (Sports Illustrated, CBS/Chevrolet, Rawlings/Basketball Times)
- 2002-03 Jason Gardner (Frances Pomeroy Naismith/Basketball Hall of Fame)

**National Freshman of the Year**

- 1996-97 Mike Bibby (Basketball Weekly)
- 1999-2000 Jason Gardner (Basketball Times, USBWA, ESPN.com)

**All-America**

- 1950-51 Roger Johnson (3rd, Helms Foundation)
- 1975-76 Bob Elliott (3rd, Basketball Weekly; Helms Foundation/Citizen's Savings)
- 1976-77 Bob Elliott (1st, Helms Foundation/Citizen's Savings)
- 1987-88 Sean Elliott (Consensus)
- Steve Kerr (2nd, Associated Press; 3rd, NABC)
- 1988-89 Sean Elliott (Consensus)
- 1990-91 Chris Mills (HM, Associated Press)
- Brian Williams (HM, Associated Press)
- 1991-92 Chris Mills (HM, Associated Press)
- Sean Rooks (HM, Associated Press)
- 1992-93 Chris Mills (2nd, Basketball Weekly; 3rd, Basketball Times, NABC, Associated Press, UPI)
- 1993-94 Khalid Reeves (1st, John Wooden; 2nd, Associated Press, The Sporting News, USBWA, Basketball Weekly; 3rd, NABC)
- Damon Stoudamire (HM, Associated Press, Basketball Weekly, USBWA)
- 1994-95 Damon Stoudamire (Consensus)
- 1996-97 Michael Dickerson (HM, Associated Press)
- 1997-98 Mike Bibby (Consensus)
- Miles Simon (1st, Associated Press, John Wooden, The Sporting News, NABC; 2nd, Basketball Times)
- Michael Dickerson (3rd, Associated Press)
- 1998-99 Jason Terry (1st, Associated Press, The Sporting News, Basketball News; 2nd, John Wooden, NABC)
- 1999-2000 Jason Gardner (3rd, Basketball Times)
- Loren Woods (HM, Associated Press)
- Michael Wright (HM, Associated Press)
- 2000-01 Michael Wright (3rd, Associated Press, ESPN.com)
- Gilbert Arenas (3rd, ESPN.com; HM, Associated Press)
- Jason Gardner (HM, Associated Press)
- Loren Woods (HM, Associated Press)
- 2001-02 Jason Gardner (2nd, cnnsi.com, Basketball America; 3rd, Associated Press, NABC)
- Luke Walton (1st, John Wooden, collegehoopsinsider.com; 2nd, The Sporting News, Basketball News; 3rd, Basketball Times)
- 2002-03 Jason Gardner (1st, John Wooden; 2nd, Associated Press, NABC, USBWA; 3rd, foxsports.com)
- Luke Walton (HM, Associated Press)
- 2003-04 Andre Iguodala (HM, Associated Press)
- 2004-05 Channing Frye (2nd, Basketball Times)
- Salim Stoudamire (1st, John Wooden; 2nd, USBWA, Associated Press)
- 2007-08 Jerryd Bayless (2nd, Sports Illustrated, ESPN.com)
- 2008-09 Jordan Hill (3rd, The Sporting News; HM, Associated Press)
- Chase Budinger (HM, Associated Press)
- 2010-11 Derrick Williams (1st, Sports Illustrated, John R. Wooden; 2nd, USBWA, Associated Press, NBAC, The Sporting News, Basketball Times, foxsports.com)

**NCAA All-Final Four Team**

- 1987-88 Sean Elliott
- 1996-97 Miles Simon (MOP)
- Mike Bibby
- 2000-01 Richard Jefferson
- Loren Woods

**NCAA All-Regional**

- 1975-76 Jim Rappis (West)
- 1987-88 Sean Elliott (West, MOP)
- Steve Kerr (West)
- Tom Tolbert (West)
- 1990-91 Brian Williams (West)
- 1993-94 Khalid Reeves (West, MOP)
- Damon Stoudamire (West)
- 1996-97 Miles Simon (Southeast, MOP)
- Mike Bibby (Southeast)
- 1997-98 Mike Bibby (West)
- 2000-01 Gilbert Arenas (Midwest, MOP)
- Jason Gardner (Midwest)
- Richard Jefferson (Midwest)
- Loren Woods (Midwest)
- 2002-03 Jason Gardner (West)
- Luke Walton (West)
- 2004-05 Hassan Adams (Chicago)
- Channing Frye (Chicago)
- Salim Stoudamire (Chicago)
- 2010-11 Derrick Williams (West)
- Jesse Perry (West)

**Pacific-10 Conference**

**Player of the Year**

- 1987-88 Sean Elliott
- 1988-89 Sean Elliott
- 1992-93 Chris Mills
- 1994-95 Damon Stoudamire (co)
- 1997-98 Mike Bibby
- 1998-99 Jason Terry
- 2010-11 Derrick Williams

**Pacific-10 Conference**

**Freshman of the Year**

- 1985-86 Sean Elliott
- 1996-97 Mike Bibby
- 1998-99 Michael Wright
- 2001-02 Salim Stoudamire
- 2006-07 Chase Budinger
- 2009-10 Derrick Williams

**All-Pacific-10 Conference**

- 1978-79 Larry Demic, C
- Joe Nehls, G (2nd)
- Russell Brown, G (hm)
- 1979-80 Joe Nehls, G
- 1980-81 Ron Davis, G
- 1981-82 Frank Smith, F (hm)
- 1983-84 Pete Williams, C
- 1984-85 Pete Williams, C
- Eddie Smith, F
- Brock Brunkhorst, G (hm)
- 1985-86 Steve Kerr, G
- 1986-87 Sean Elliott, F
- 1987-88 Sean Elliott, F
- Steve Kerr, G
- Anthony Cook, C
- 1988-89 Sean Elliott, F
- Anthony Cook, C
- 1989-90 Jud Buechler, F
- 1990-91 Brian Williams, F
- 1991-92 Chris Mills, F
- Sean Rooks, C
- Chris Mills, F
- 1992-93 Damon Stoudamire, G
- 1993-94 Khalid Reeves, G
- Damon Stoudamire, G
- 1994-95 Damon Stoudamire, G
- Ray Owes, F
- Joseph Blair, C (hm)

- 1995-96 Ben Davis, F/C
- Reggie Geary, G
- Miles Simon, G (hm)
- 1996-97 Michael Dickerson, F
- Mike Bibby (hm)
- Miles Simon (hm)
- 1997-98 Mike Bibby, G
- Michael Dickerson, F
- Miles Simon, G
- 1998-99 Jason Terry, G
- A.J. Bramlett, C
- Michael Wright, F
- 1999-2000 Michael Wright, F
- Loren Woods, C
- Jason Gardner, G
- Gilbert Arenas, G (hm)
- 2000-01 Gilbert Arenas, G
- Michael Wright, F
- 2001-02 Jason Gardner, G
- Luke Walton, F
- 2002-03 Jason Gardner, G
- Luke Walton, F
- 2003-04 Channing Frye, C
- Andre Iguodala, F
- Hassan Adams, F (hm)
- Salim Stoudamire, G (hm)
- 2004-05 Channing Frye, C
- Salim Stoudamire, G
- Hassan Adams, G (hm)
- Hassan Adams, G
- 2005-06 Hassan Adams, G
- Ivan Radenovic, F (hm)
- 2006-07 Marcus Williams, F
- Ivan Radenovic, F (hm)
- Mustafa Shakur, G (hm)
- 2007-08 Jerryd Bayless, G (2nd)
- Chase Budinger, F (3rd)
- Jordan Hill, F (hm)
- 2008-09 Chase Budinger, F (1st)
- Jordan Hill, F (1st)
- Nic Wise, G (2nd)
- 2009-10 Nic Wise, G (1st)
- Derrick Williams, F (1st)
- 2010-11 Derrick Williams, F (1st)
- Lamont Jones, G (hm)

**Pacific-10 Conference**

**All-Freshman**

- 1981-82 Brock Brunkhorst, G
- 1983-84 Michael Tait, G
- 1985-86 Sean Elliott, F
- 1988-89 Sean Rooks, C
- Matt Othick, G
- 1990-91 Khalid Reeves, G
- 1991-92 Damon Stoudamire, G
- 1994-95 Miles Simon, G (hm)
- 1995-96 A.J. Bramlett, F (hm)
- Jason Terry, G (hm)
- 1996-97 Mike Bibby, G
- 1998-99 Micheal Wright, F
- Richard Jefferson, F
- Ruben Douglas, G (hm)
- 1999-2000 Jason Gardner, G
- Gilbert Arenas, G
- Luke Walton, F (hm)
- 2001-02 Salim Stoudamire, G
- Channing Frye, C
- 2002-03 Hassan Adams, G
- Andre Iguodala, F
- 2003-04 Mustafa Shakur, G
- Ivan Radenovic, F (hm)
- 2005-06 Marcus Williams, F
- 2006-07 Chase Budinger, F
- 2007-08 Jerryd Bayless, G
- 2008-09 Kyle Fogg, G (hm)
- 2009-10 Derrick Williams, F
- 2010-11 Jordin Mayes, G (hm)



**Pacific-10 Conference All-Academic**  
 1978-79 Joe Nehls, G  
 1979-80 Joe Nehls, G  
 1981-82 Jack Magno, F  
 1985-86 Steve Kerr, G  
 1987-88 Steve Kerr, G  
 1988-89 Matt Muehlebach, G  
 1989-90 Matt Muehlebach, G  
 1990-91 Matt Muehlebach, G  
 1993-94 Kevin Flanagan, F  
 1999-2000 Josh Pastner, G (2nd)  
 2000-01 Eugene Edgeron, F  
 2003-04 Jason Ranne, G  
 Andre Iguodala, F (2nd)  
 2007-08 Bret Briemaier, F

**Pacific-10 Conference Coach of the Year**  
 1986 Lute Olson  
 1987 Lute Olson  
 1989 Lute Olson  
 1993 Lute Olson  
 1994 Lute Olson  
 1998 Lute Olson  
 2003 Lute Olson (co-selection)  
 2011 Sean Miller

**Pacific-10 Conference All-Tournament Team**  
 1988 Sean Elliott (MVP)  
 Tom Tolbert  
 Steve Kerr  
 1989 Sean Elliott (MVP)  
 Anthony Cook  
 Jud Buechler  
 1990 Jud Buechler (co-MVP)  
 Matt Muehlebach (co-MVP)  
 2002 Luke Walton (MOP)  
 Jason Gardner  
 Salim Stoudamire  
 2004 Hassan Adams  
 2005 Salim Stoudamire (MOP)  
 Channing Frye  
 2011 Derrick Williams

**Pacific-10 Conference Hall of Honor**  
 2002 Sean Elliott  
 2003 Steve Kerr  
 2004 Khalid Reeves  
 2005 Pete Williams  
 2006 Damon Stoudamire  
 2007 Chris Mills  
 2008 Miles Simon  
 2009 Lute Olson  
 2010 Mike Bibby  
 2011 Michael Dickerson

**All-Western Athletic Conference**  
 1962-63 Warren Rustand, G (2nd)  
 Albert Johnson, G (2nd)  
 1963-64 Warren Rustand, G  
 Albert Johnson, F (2nd)  
 1964-65 Warren Rustand, G  
 Albert Johnson, F (2nd)  
 1965-66 Ted Pickett, G (2nd)  
 1967-68 Bill Davis, F  
 1969-70 Bill Warner, F (2nd)  
 1970-71 Bill Warner, F (2nd)  
 1971-72 Jim Huckestein, G (2nd)  
 1972-73 Coniel Norman, F  
 Eric Money, G (2nd)  
 1973-74 Coniel Norman, F  
 Al Fleming, F (2nd)  
 Eric Money, G (2nd)  
 1974-75 Al Fleming, F  
 Bob Elliott, C  
 1975-76 Al Fleming, F  
 Bob Elliott, C  
 Jim Rappis, G (2nd)  
 1976-77 Bob Elliott, F  
 Herman Harris, G  
 1977-78 Phil Taylor, C (2nd)

**Western Athletic Conference All-Academic**  
 1963-64 Warren Rustand, G  
 1964-65 Warren Rustand, G  
 1965-66 Mike Aboud, G  
 1966-67 Mike Aboud, G  
 1968-69 John Harbour, F  
 1973-74 Jim Rappis, G  
 1974-75 Bob Elliott, F  
 Bob Elliott, F  
 Jim Rappis, G  
 1975-76 Bob Elliott, F

**All-Border Conference**  
 1933-34 Vince Byrne, F  
 Gene Filbrun, G  
 George Johnson, G  
 1934-35 Walter Scholtzhauer, F  
 Ralph Winters, C (2nd)  
 1935-36 Lorry DiGrazia, F  
 Morion Coltrin, G  
 Elmer Vickers, G (2nd)  
 1936-37 Lory DiGrazia, F (2nd)  
 Marion Coltrin, G (2nd)  
 1937-38 Lorry DiGrazia, F (2nd)  
 Marion Coltrin, G (2nd)  
 1937-38 Lorry DiGrazia, F (2nd)  
 Tom Greenfield, C (2nd)  
 1938-39 Carl Berra, G (2nd)  
 1939-40 Wilmer Harper, F (2nd)  
 Carl Berra, F (2nd)  
 George Jordan, C (2nd)  
 Stewart Udall, G (2nd)  
 1940-41 Wilmer Harper, F (2nd)  
 Vince Cullen, F (2nd)  
 Don Gatchel, G (2nd)  
 1941-42 Bob Ruman, F (2nd)  
 1942-43 Vince Cullem, F  
 Bob Ruman, F (2nd)  
 Merv Borodkin, G (2nd)  
 1945-46 Link Richmond, F  
 Fred Enke, F  
 Tim Ballantyne, C  
 Marv Borodkin, G (2nd)  
 George Genung, G (2nd)  
 1946-47 Link Richmond, F  
 Fred Enke, G  
 Junior Crum, C (2nd)  
 Marv Borodkin, G (2nd)  
 1947-48 Morris Udall, F  
 Fred Enke, G  
 Bill Mann, G (2nd)  
 1948-49 Leon Blevins, F  
 Hillard Crum, C (2nd)  
 1949-50 Leon Blevins, F  
 Roger Johnson, G  
 Bob Honea, F (2nd)  
 Leo Johnson, G (2nd)  
 1950-51 Bob Honea, F  
 Roger Johnson, G  
 Leo Johnson, G  
 Dave Schuff, F (2nd)  
 Roger Johnson, G (1st)  
 1951-52 Bill Kemmeries, F (2nd)  
 1953-54 Hadie Redd, F (2nd)  
 John Bruner, C (2nd)  
 1954-55 Hadie Redd, F (2nd)  
 1955-56 Ed Nymeyer, F (2nd)  
 1956-57 Bob Mueller, F  
 Ed Nymeyer, F (2nd)  
 1957-58 Ed Nymeyer, F (2nd)  
 1958-59 Ernie McCray, C (2nd)  
 1959-60 Ernie McCray, C  
 Jon Conner, G (2nd)  
 1960-61 Joe Skaisgir, F (2nd)

**All-Coast**  
 1949-50 Leon Blevins (UPI)  
 1978-79 Joe Nehls (UPI)  
 1978-79 Joe Nehls (BB News)

**All-District 6 (Colliers)**  
 1948-49 Leon Blevins  
 1949-50 Leon Blevins

1950-51 Roger Johnson  
 1951-52 Roger Johnson

**USBWA All-District 7**  
 1961-62 Joe Skaisgir  
 1971-72 Jim Huckestein  
 1972-73 Coniel Norman  
 1973-74 Coniel Norman  
 1974-75 Al Fleming  
 Bob Elliott  
 1975-76 Al Fleming  
 Bob Elliott  
 Bob Elliott  
 Herman Harris

**USBWA All-District 8**  
 1978-79 Larry Demic  
 Joe Nehls  
 1985-86 Steve Kerr  
 1986-87 Sean Elliott  
 1987-88 Sean Elliott (POY)  
 Steve Kerr  
 1988-89 Lute Olson (COY)  
 Sean Elliott (POY)  
 Anthony Cook  
 Jud Buechler  
 1989-90 Brian Williams  
 Chris Mills  
 1991-92 Chris Mills  
 Sean Rooks  
 1992-93 Chris Mills (POY)  
 Damon Stoudamire  
 Lute Olson (COY)  
 1993-94 Khalid Reeves  
 Damon Stoudamire  
 Ray Owes  
 Damon Stoudamire  
 1996-97 Michael Dickerson

**USBWA All-District 9**  
 1999-2000 Michael Wright  
 Loren Woods  
 2001-02 Jason Gardner  
 Luke Walton  
 2002-03 Jason Gardner (POY)  
 Channing Frye  
 Andre Iguodala  
 2004-05 Salim Stoudamire (POY)  
 Channing Frye  
 2005-06 Hassan Adams  
 2006-07 Marcus Williams  
 2007-08 Jerryd Bayless  
 2008-09 Chase Budinger  
 Jordan Hill  
 2010-11 Derrick Williams

**NABC All-District**  
 1951-52 Roger Johnson  
 1952-53 Bill Kemmeries (hm)  
 1953-54 Hadie Redd  
 1954-55 Hadie Redd  
 1959-60 Ernie McCray (3rd)  
 1961-62 Joe Skaisgir (3rd)  
 1963-64 Albert Johnson (3rd)  
 Warren Rustand (3rd)  
 1964-65 Warren Rustand  
 Albert Johnson (2nd)  
 1965-66 Ted Pickett (3rd)  
 Bob Spahn (3rd)  
 1967-68 Bill Davis (2nd)  
 1968-69 Mickey Foster  
 Tom Lee (3rd)  
 1970-71 Bill Warner (2nd)  
 1971-72 Jim Huckestein  
 1972-73 Coniel Norman  
 Eric Money (2nd)  
 1973-74 Coniel Norman  
 Eric Money (2nd)  
 1974-75 Al Fleming  
 Bob Elliott  
 1975-76 Al Fleming  
 Bob Elliott  
 1976-77 Herman Harris  
 Phil Taylor (3rd)

1977-78 Phil Taylor (3rd)  
 1978-79 Joe Nehls  
 Larry Demic (2nd)  
 Russell Brown (2nd)  
 1979-80 Joe Nehls (2nd)  
 1980-81 Ron Davis (2nd)  
 1981-82 Frank Smith (2nd)  
 1984-85 Pete Williams  
 Eddie Smith (2nd)  
 Steve Kerr (2nd)

**NABC All-District 15**  
 1986-87 Sean Elliott  
 1987-88 Sean Elliott  
 Steve Kerr (2nd)  
 1988-89 Sean Elliott  
 Anthony Cook  
 Lute Olson (COY)  
 1989-90 Jud Buechler (2nd)  
 1990-91 Brian Williams (2nd)  
 Chris Mills (2nd)  
 1991-92 Chris Mills  
 Sean Rooks (2nd)  
 1992-93 Chris Mills  
 Damon Stoudamire (2nd)  
 Lute Olson (COY)  
 1993-94 Khalid Reeves  
 Damon Stoudamire  
 1994-95 Damon Stoudamire  
 Ray Owes (2nd)  
 1995-96 Ben Davis (2nd)  
 Reggie Geary (2nd)  
 Miles Simon (2nd)  
 1996-97 Michael Dickerson  
 1997-98 Mike Bibby  
 Michael Dickerson  
 Miles Simon  
 1998-99 Jason Terry  
 A.J. Bramlett (2nd)  
 1999-2000 Michael Wright  
 Loren Woods (2nd)  
 Jason Gardner (2nd)  
 2000-01 Gilbert Arenas  
 Loren Woods (2nd)  
 Michael Wright (2nd)  
 2001-02 Jason Gardner (1st)  
 Luke Walton (1st)  
 2002-03 Jason Gardner (1st)  
 Luke Walton (1st)  
 2003-04 Hassan Adams (1st)  
 Channing Frye (1st)  
 Andre Iguodala (2nd)  
 Salim Stoudamire (2nd)  
 2004-05 Salim Stoudamire (1st)  
 Channing Frye (1st)  
 Hassan Adams (2nd)  
 2006-07 Marcus Williams  
 Ivan Radenovic  
 Chase Budinger  
 2007-08 Jerryd Bayless (1st)  
 Chase Budinger (2nd)  
 Jordan Hill (1st)  
 Chase Budinger (2nd)  
 2009-10 Nic Wise (1st)  
 Derrick Williams (2nd)  
 Derrick Williams (1st)

**All-Far West (Basketball Weekly)**  
 1992-93 Ed Stokes  
 Khalid Reeves (hm)  
 Damon Stoudamire (hm)  
 1993-94 Khalid Reeves  
 Ray Owes (hm)  
 Damon Stoudamire (hm)

**All-West Region (Basketball Times)**  
 1993-94 Khalid Reeves  
 Damon Stoudamire

**Basketball Times All-Rockies Region**  
 2001-02 Jason Gardner  
 2002-03 Jason Gardner  
 2003-04 Hassan Adams  
 2004-05 Salim Stoudamire  
 Channing Frye





2006-07 Marcus Williams

NCAA Post-Graduate Scholarship

1991 Matt Muehlebach

Academic All-America (CoSIDA)

1964-65 Warren Rustand, G (2nd)
1974-75 Bob Elliott, F (2nd)
1975-76 Bob Elliott, F
1976-77 Bob Elliott, F
1990-91 Matt Muehlebach, G (2nd)

GTE/CoSIDA

Academic All-America Hall of Fame

1995 Bob Elliott

WAC Scholar-Athlete Award

1965 Warren Rustand
1966 Mike About
1977 Bob Elliott

USBWA District 9 Coach of the Year

1999-2000 Lute Olson

NABC District 20 Coach of the Year

2010-11 Sean Miller

John R. Wooden

"Legends of Coaching" Award

2000-01 Lute Olson

Clair Bee Coach of the Year Award

2000-01 Lute Olson

cnnsi.com

National Coach of the Year

2001-02 Lute Olson

National Sports Festival

1985 Joe Turner
1986 Anthony Cook, Brian David
1987 Sean Rooks
Mark Georgeson
1991 Damon Stoudamire
1993 Joseph Blair

World University Games

1987 Sean Elliott
1993 Damon Stoudamire

U.S. Olympic Trials

1976 Bob Elliott
1988 Sean Elliott
Steve Kerr
Tom Tolbert
Anthony Cook

USA Basketball Senior National Team

2003 Mike Bibby
Richard Jefferson

2004 Richard Jefferson
2010 Andre Iguodala

USA Basketball

World Championship Team

1986 Lute Olson (coach)
Sean Elliott
Steve Kerr
2010 Andre Iguodala

FIBA/AAU Extraordinary Worldwide Championship of Basketball for Males

1966 Warren Rustand

Olympic Games/FIBA World Championship Appearances

2004 Robertas Javtokas (LTU)
2008 Robertas Javtokas (LTU)
2010 Robertas Javtokas (LTU)

All-Star Games

NABC East-West Game

1965 Warren Rustand
1976 Al Fleming
1977 Herman Harris
1979 Larry Demic
1990 Jud Buechler

Aloha Classic

1976 Al Fleming
1977 Herman Harris
1979 Larry Demic
1980 Joe Nehls

Pizza Hut East-West

1979 Larry Demic

A.I.A. vs. College All-Stars

1979 Larry Demic
1980 Joe Nehls

Harlem Globetrotters vs. College All-Stars

1951 Leo Johnson

Orlando Classic

1988 Tom Tolbert
1989 Anthony Cook
1990 Jud Buechler
1992 Sean Rooks

Portsmouth Invitational

1991 Matt Muehlebach
1992 Matt Othick
2003 Rick Anderson
2010 Nic Wise

Cactus Classic

1993 Ed Stokes
1994 Khalid Reeves

Arizona in the Professional Draft

Table with columns: Player, Round/Selection, Year, Team. Lists professional draft picks for Arizona players from 1948 to 2011.

\* Played at Arizona as a freshman before transferring

Arizona's First Round Draft Picks

Table with columns: Player, Selection, Year, Team. Lists first round draft picks for Arizona players from 1979 to 2011.

\* Played at Arizona as a freshman before transferring.

\$ Lottery pick





The University of Arizona has become a fixture in the men's college basketball rankings. Over the last 24 seasons, the Wildcats have been ranked in the nation's top 25 in 343 of 403 *Associated Press* polls released in that span (85.1 percent). In fact, the Wildcats' string of 312 consecutive regular-season appearances in that span (Nov. 30, 1987-Dec. 12, 2005) is an AP poll record.

Further, until being left out of the 2001-02 preseason poll, Arizona had been ranked in the polls for six straight seasons, covering 109 consecutive ranking periods, dating back to Nov. 20, 1996.

Arizona's record in the coaches' poll is almost as impressive. Since the 1989-90 campaign, the Wildcats have been ranked in 317 of 380 polls (83.4 percent) dating back to Dec. 4, 1990. The only breaks in that streak prior to 2005-06 were the 2001-02 preseason and the 2003-04 final poll.

Arizona has been the No. 1 team in the country for 30 different polling periods, with the last coming on five consecutive occasions in the 2002-03 season. The team's initial climb to No. 1 came Dec. 21, 1987 and also happened during the 1988-89, 1990-91, 1996-97, 1997-98 and 2000-01 seasons.

**ARIZONA**

### 2010-11 Week-By-Week

	AP	ESPN/ USA Today
Preseason	NR	NR
Nov. 15	NR	NR
Nov. 22	NR	NR
Nov. 29	NR	NR
Dec. 6	NR	NR
Dec. 13	NR	NR
Dec. 20	NR	NR
Dec. 27	NR	NR
Jan. 3	NR	NR
Jan. 10	NR	NR
Jan. 17	NR	25
Jan. 24	NR	NR
Jan. 31	21	22
Feb. 7	15	16
Feb. 14	12	13
Feb. 21	10	10
Feb. 28	18	18
March 7	16	15
March 14	17	18
Final	--	9

### 2006-07 Week-By-Week

	AP	ESPN/ USA Today
Preseason	10	10
Nov. 13	15	16
Nov. 20	15	15
Nov. 27	16	16
Dec. 4	14	15
Dec. 11	10	11
Dec. 18	9	9
Dec. 26	7	7
Jan. 1	7	7
Jan. 8	10	8
Jan. 15	11	12
Jan. 22	17	19
Jan. 29	20	22
Feb. 5	24	—
Feb. 12	19	24
Feb. 19	—	—
Feb. 26	—	—
March 5	—	—
March 12	—	—
Final	np	—

### 2003-04 Week-By-Week

	AP	ESPN/ USA Today
Preseason	4	4
Nov. 17	4	np
Nov. 24	4	3
Dec. 1	7	8
Dec. 8	9	9
Dec. 15	7	5
Dec. 22	5	5
Dec. 29	4	4
Jan. 5	3	3
Jan. 12	7	8
Jan. 19	14	12
Jan. 26	9	9
Feb. 2	12	12
Feb. 9	16	15
Feb. 16	14	13
Feb. 23	17	14
March 1	22	17
March 8	21	16
March 15	22	18
Final	np	NR

### 2000-01 Week-By-Week

	AP	ESPN/ USA Today
Preseason	1	1
Nov. 13	1	np
Nov. 20	1	2
Nov. 27	5	5
Dec. 4	5	5
Dec. 11	7	6
Dec. 18	10	8
Dec. 25	12	10
Jan. 1	16	15
Jan. 8	21	20
Jan. 15	17	17
Jan. 22	12	13
Jan. 29	7	9
Feb. 5	11	10
Feb. 12	8	8
Feb. 19	8	8
Feb. 26	9	7
March 5	8	7
March 12	5	4
Final	np	2

### 2008-09 Week-By-Week

	AP	ESPN/ USA Today
Preseason	NR	NR
Nov. 17	NR	NR
Nov. 24	NR	NR
Dec. 1	NR	NR
Dec. 8	NR	NR
Dec. 15	NR	NR
Dec. 22	NR	NR
Dec. 29	NR	NR
Jan. 5	NR	NR
Jan. 12	NR	NR
Jan. 19	NR	NR
Jan. 26	NR	NR
Feb. 2	NR	NR
Feb. 9	NR	NR
Feb. 16	NR	NR
Feb. 23	NR	NR
March 2	NR	NR
March 9	NR	NR
March 16	NR	NR
Final	—	23

### 2005-06 Week-By-Week

	AP	ESPN/ USA Today
Preseason	10	9
Nov. 21	9	8
Nov. 28	15	13
Dec. 5	24	25
Dec. 12	24	NR
Dec. 19	NR	NR
Dec. 26	NR	NR
Jan. 2	21	23
Jan. 9	24	25
Jan. 16	NR	NR
Jan. 23	NR	NR
Jan. 30	NR	NR
Feb. 6	NR	NR
Feb. 13	NR	NR
Feb. 20	NR	NR
Feb. 27	NR	NR
March 6	NR	NR
March 13	NR	NR
Final	—	NR

### 2002-03 Week-By-Week

	AP	ESPN/ USA Today
Preseason	1	1
Nov. 18	1	np
Nov. 25	1	1
Dec. 2	1	1
Dec. 9	1	1
Dec. 16	1	1
Dec. 23	4	4
Dec. 30	4	4
Jan. 6	2	2
Jan. 13	2	2
Jan. 20	1	1
Jan. 27	1	1
Feb. 3	2	2
Feb. 10	1	1
Feb. 17	1	1
Feb. 24	1	1
March 3	1	1
March 10	1	1
March 17	2	2
April 8	np	5

### 1999-2000 Week-By-Week

	AP	ESPN/ USA Today
Preseason	9	9
Nov. 15	10	9
Nov. 22	8	9
Nov. 29	4	4
Dec. 6	2	2
Dec. 13	4	3
Dec. 20	3	2
Dec. 27	5	4
Jan. 3	5	4
Jan. 10	2	2
Jan. 17	2	2
Jan. 24	5	4
Jan. 31	9	5
Feb. 7	7	7
Feb. 14	4	4
Feb. 21	4	4
Feb. 28	3	3
March 6	9	6
March 13	4	4

### 2007-08 Week-By-Week

	AP	ESPN/ USA Today
Preseason	17	17
Nov. 12	17	17
Nov. 19	NR	NR
Nov. 26	NR	NR
Dec. 3	22	24
Dec. 10	21	22
Dec. 17	19	19
Dec. 24	17	18
Dec. 31	21	21
Jan. 7	NR	24
Jan. 14	NR	NR
Jan. 21	NR	NR
Jan. 28	NR	NR
Feb. 4	NR	NR
Feb. 11	NR	NR
Feb. 18	NR	NR
Feb. 25	NR	NR
March 3	NR	NR
March 10	NR	NR
March 17	NR	NR
Final	—	NR

### 2004-05 Week-By-Week

	AP	ESPN/ USA Today
Preseason	10	11
Nov. 22	18	17
Nov. 29	21	20
Dec. 6	15	15
Dec. 13	15	16
Dec. 20	14	15
Dec. 27	14	14
Jan. 3	13	13
Jan. 10	17	16
Jan. 17	13	12
Jan. 24	11	11
Jan. 31	14	13
Feb. 7	12	13
Feb. 14	10	11
Feb. 21	9	8
Feb. 28	11	11
March 7	8	8
March 14	9	9
Final	—	6

### 2001-02 Week-By-Week

	AP	ESPN/ USA Today
Preseason	NR	NR
Nov. 12	np	12
Nov. 19	8	7
Nov. 26	4	3
Dec. 3	7	8
Dec. 10	6	7
Dec. 17	11	10
Dec. 24	14	16
Dec. 31	15	14
Jan. 7	20	21
Jan. 14	15	18
Jan. 21	10	12
Jan. 28	19	18
Feb. 4	11	13
Feb. 11	9	10
Feb. 18	14	16
Feb. 25	14	14
March 4	15	14
March 11	7	8
Final	np	10

### 1998-99 Week-By-Week

	AP	ESPN/ USA Today
Preseason	18	20
Nov. 16	12	20
Nov. 23	11	15
Nov. 30	13	13
Dec. 7	8	10
Dec. 14	T8	9
Dec. 21	8	9
Dec. 28	6	7
Jan. 5	8	11
Jan. 11	7	8
Jan. 18	9	11
Jan. 25	13	12
Feb. 1	10	11
Feb. 8	10	11
Feb. 15	8	10
Feb. 22	7	9
March 1	13	11
March 8	10	10



1997-98 Week-By-Week

Table with 3 columns: AP, ESPN/USA Today, and ranking data for 1997-98 season.

1993-94 Week-By-Week

Table with 3 columns: AP, ESPN/USA Today, and ranking data for 1993-94 season.

1989-90 Week-By-Week

Table with 3 columns: AP, UPI, and ranking data for 1989-90 season.

1996-97 Week-By-Week

Table with 3 columns: AP, ESPN/USA Today, and ranking data for 1996-97 season.

1992-93 Week-By-Week

Table with 3 columns: AP, USA Today/CNN, and ranking data for 1992-93 season.

1988-89 Week-By-Week

Table with 3 columns: AP, UPI, and ranking data for 1988-89 season.

1995-96 Week-By-Week

Table with 3 columns: AP, ESPN/USA Today, and ranking data for 1995-96 season.

1991-92 Week-By-Week

Table with 3 columns: AP, USA Today/CNN, and ranking data for 1991-92 season.

1987-88 Week-By-Week

Table with 3 columns: AP, UPI, and ranking data for 1987-88 season.

1994-95 Week-By-Week

Table with 3 columns: AP, ESPN/USA Today, and ranking data for 1994-95 season.

1990-91 Week-By-Week

Table with 3 columns: AP, UPI, and ranking data for 1990-91 season.

Previous Rankings

1984-85: Feb. 26; 19th AP, 17th UPI
1976-77: Jan. 11; 10th AP
1975-76: Final poll; 15th AP, 12th UPI
1974-75: Jan. 7; 10th AP
1973-74: Dec. 25; 12th AP
1964-65: Feb. 2; 14th AP
1950-51: Final poll; 12th AP, 12th UPI
1949-50: Final poll; 15th AP



# Against Ranked Opponents



Since the Associated Press debuted its college basketball rankings on Jan. 20, 1949, the University of Arizona has played 295 games against nationally ranked opponents. The Wildcats have played at least one game against a ranked opponent in 60 of those 63 seasons, including the last 47 consecutive. All told, Arizona has a 128-167 (.434) mark against ranked teams with a 52-40 (.565) record at McKale Center.

Date	Rank	Opponent	Result	Location
1/29/49	10	San Francisco	L 49-56	San Francisco, Calif.
3/11/50	10	LaSalle	L 66-72	New York, N.Y.
(N.I.T.)				
12/30/50	19	West Virginia	W 68-67	Morgantown, W.Va.
1/29/51	2	Long Island	W 62-61	Tucson, Ariz.
3/13/51	13	Dayton	L 68-74	New York, N.Y.
(N.I.T.)				
3/21/51	4	Kansas State	L 59-61	Kansas City, Mo.
(NCAA Tournament, West Region, First Round)				
12/27/52	6	New York University	L 76-103	New York, N.Y.
(Madison Square Garden)				
1/5/53	9	Kansas State	L 52-78	Manhattan, Kan.
12/17/53	1	LaSalle	L 68-87	Tucson, Ariz.
12/10/54	16	Utah	L 44-77	Salt Lake City, Utah
12/11/54	16	Utah	L 68-43	Salt Lake City, Utah
12/9/55	5	Utah	L 45-119	Salt Lake City, Utah
12/10/55	5	Utah	L 63-93	Salt Lake City, Utah
12/21/55	18	Memphis State (ot)	L 92-98	Tucson, Ariz.
12/27/55	11	Louisville	L 83-103	Louisville, Ky.
12/28/56	12	Tennessee	L 66-70	Knoxville, Tenn.
12/29/56	12	Vanderbilt	L 76-107	Nashville, Tenn.
1/3/57	17	Oklahoma City	L 55-80	Oklahoma City, Okla.
2/5/58	11	Bradley	L 58-71	Tucson, Ariz.
12/27/58	14	California	L 46-90	Berkeley, Calif.
1/12/61	10	UCLA	L 68-90	Los Angeles, Calif.
12/3/62	10	Wisconsin	W 51-46	Madison, Wis.
12/22/62	6	Colorado	W 60-52	Tucson, Ariz.
2/9/63	5	Arizona State	L 54-73	Tempe, Ariz.
3/4/63	4	Arizona State	L 53-58	Tucson, Ariz.
12/1/64	15	Seattle	W 76-71	Seattle, Wash.
12/28/64	4	UCLA	L 79-99	Los Angeles, Calif.
1/28/65	8	San Francisco	W 71-56	Tucson, Ariz.
1/8/66	8	Brigham Young	L 74-87	Provo, Utah
1/31/66	10	UCLA	L 67-84	Tucson, Ariz.
2/10/66	4	Texas-El Paso (ot)	L 72-81	El Paso, Texas
2/9/67	8	Texas-El Paso	L 66-75	Tucson, Ariz.
12/22/67	2	Houston	L 76-81	Tucson, Ariz.
1/13/68	6	Utah	L 77-83	Salt Lake City, Utah
2/3/68	4	New Mexico	W 69-68	Tucson, Ariz.
2/9/68	10	New Mexico State	L 75-93	Las Cruces, N.M.
2/22/68	7	New Mexico	L 74-102	Albuquerque, N.M.
12/5/68	8	Houston	L 64-85	Houston, Texas
12/26/68	18	Purdue	L 72-98	Honolulu, Hawaii
(Rainbow Classic)				
2/8/69	18	New Mexico	L 74-79	Albuquerque, N.M.
12/1/69	4	UCLA	L 65-90	Los Angeles, Calif.
12/26/69	13	Jacksonville	L 72-104	Evansville, Ind.
(Evansville Tournament)				
1/2/70	7	New Mexico State	L 76-95	Las Cruces, N.M.
12/9/70	9	New Mexico State	L 74-76	Las Cruces, N.M.
12/29/71	6	Ohio State	L 47-90	Los Angeles, Calif.
(Bruin Classic)				
1/8/72	18	Brigham Young	L 67-88	Provo, Utah
2/11/72	10	Brigham Young	L 78-89	Tucson, Ariz.
12/17/72	17	USC	W 71-69	Tucson, Ariz.
12/23/72	17	Kansas State	L 69-85	Manhattan, Kan.
1/6/73	16	New Mexico	W 83-73	Tucson, Ariz.
2/8/73	20	New Mexico	L 73-93	Albuquerque, N.M.
12/19/73	13	Kansas State	W 74-72	Tucson, Ariz.
12/28/73	6	Marquette	L 62-76	Milwaukee, Wis.
1/11/74	8	New Mexico	W 97-89	Tucson, Ariz.
1/25/74	18	Centenary	W 97-88	Tucson, Ariz.
2/1/75	12	Arizona State	L 81-83	Tucson, Ariz.
3/8/75	8	Arizona State	L 92-107	Tempe, Ariz.
12/8/75	18	Kansas State	L 61-71	Manhattan, Kan.
12/10/75	16	UNLV	L 94-98	Las Vegas, Nev.
12/27/75	6	Cincinnati	W 71-64	Honolulu, Hawaii
(Rainbow Classic)				
3/18/76	3	UNLV (ot)	W 114-109	Los Angeles, Calif.
(NCAA Tournament, West Regional Semifinal)				

Date	Rank	Opponent	Result	Location
3/20/76	5	UCLA	L 66-82	Los Angeles, Calif.
(NCAA Tournament, West Regional Final)				
12/29/77	8	UCLA	L 63-85	Los Angeles, Calif.
2/9/78	6	New Mexico	L 85-103	Albuquerque, N.M.
12/19/78	18	UNLV	L 79-117	Las Vegas, Nev.
1/18/79	6	UCLA	W 70-69	Tucson, Ariz.
2/17/79	2	UCLA	L 86-110	Los Angeles, Calif.
1/10/80	9	Oregon State	L 72-77	Tucson, Ariz.
2/9/80	4	Oregon State	L 63-73	Corvallis, Ore.
2/23/80	18	Arizona State	L 72-78	Tempe, Ariz.
1/5/81	2	Oregon State	L 49-61	Tucson, Ariz.
1/17/81	8	UCLA	L 76-79	Tucson, Ariz.
1/24/81	7	Arizona State	L 65-83	Tempe, Ariz.
2/12/81	8	UCLA	L 76-79	Los Angeles, Calif.
2/21/81	7	Arizona State	L 65-83	Tucson, Ariz.
3/5/81	2	Oregon State	L 79-90	Corvallis, Ore.
12/3/81	18	UNLV	L 49-69	Tucson, Ariz.
12/29/81	9	Minnesota	L 62-91	Tucson, Ariz.
1/4/82	15	Oregon State	L 55-68	Corvallis, Ore.
3/5/82	4	Oregon State	L 64-92	Tucson, Ariz.
11/26/82	14	Houston	L 63-104	Houston, Texas
12/8/82	11	Tennessee	L 73-102	Knoxville, Tenn.
1/8/83	6	UCLA	L 87-92	Tucson, Ariz.
3/10/83	4	UCLA	L 58-111	Los Angeles, Calif.
12/28/83	16	Texas-El Paso (ot)	L 49-51	El Paso, Texas
(Sun Bowl Tournament)				
1/7/84	6	UCLA	L 58-61	Tucson, Ariz.
2/11/84	17	Washington	L 51-56	Seattle, Wash.
2/25/84	20	Oregon State	W 69-58	Tucson, Ariz.
1/24/85	10	Oregon State	L 55-59	Corvallis, Ore.
2/23/85	19	Oregon State	W 67-52	Tucson, Ariz.
11/30/85	16	UNLV	L 59-60	Anchorage, Alaska
(Great Alaska Shootout)				
11/21/86	5	UNLV	L 87-92	Las Vegas, Nev.
(Preseason N.I.T.)				
12/13/86	13	Georgetown	L 74-82	Landover, Md.
1/24/87	9	Illinois	L 63-82	Champaign, Ill.
2/7/87	4	Iowa	L 80-89	Tucson, Ariz.
11/28/87	9	Michigan	W 79-64	Anchorage, Alaska
(Great Alaska Shootout)				
11/30/87	1	Syracuse	W 80-69	Anchorage, Alaska
(Great Alaska Shootout)				
12/12/87	3	Iowa	W 66-59	Iowa City, Iowa
12/30/87	9	Duke	W 91-85	Tucson, Ariz.
1/30/88	13	Illinois	W 78-70	Tucson, Ariz.
3/25/88	17	Iowa	W 99-79	Seattle, Wash.
(NCAA Tournament, West Regional Semifinal)				
3/27/88	7	North Carolina	W 70-52	Seattle, Wash.
(NCAA Tournament, West Regional Final)				
4/2/88	4	Oklahoma	L 78-86	Kansas City, Mo.
(NCAA Tournament, National Semifinal)				
12/2/88	10	North Carolina	L 72-79	Charlotte, N.C.
(Tournament of Champions)				
12/3/88	17	Temple	W 68-50	Charlotte, N.C.
(Tournament of Champions)				
12/18/88	10	UNLV	W 86-75	Tucson, Ariz.
1/29/89	19	Stanford	W 72-52	Tucson, Ariz.
2/12/89	5	Oklahoma	L 80-82	Norman, Okla.
2/26/89	9	Duke	W 77-75	East Rutherford, N.J.
3/23/89	15	UNLV	L 67-68	Denver, Colo.
(NCAA Tournament, West Regional Semifinal)				
11/25/89	4	Michigan	W 82-75	Springfield, Mass.
(Hall of Fame Tip-Off Classic)				
1/13/90	19	UCLA	L 67-73	Los Angeles, Calif.
1/20/90	3	Oklahoma	W 78-74	Tucson, Ariz.
2/18/90	7	UNLV	L 87-95	Las Vegas, Nev.
2/25/90	5	Duke	L 76-78	Durham, N.C.
3/3/90	16	Oregon State	W 87-60	Tucson, Ariz.
3/18/90	23	Alabama	L 55-77	Long Beach, Calif.
(NCAA Tournament, West Region, Second Round)				
11/23/90	2	Arkansas	W 89-77	New York, N.Y.
(Preseason N.I.T.)				
12/8/90	18	Louisiana State	L 82-92	Baton Rouge, La.
1/12/91	7	UCLA	W 82-77	Tucson, Ariz.
2/10/91	14	UCLA (ot)	W 105-94	Los Angeles, Calif.
2/24/91	7	Duke (2ot)	W 103-96	Tucson, Ariz.
3/21/91	13	Seton Hall	L 77-81	Seattle, Wash.
(NCAA Tournament, West Regional Semifinal)				

ARIZONA



# Against Ranked Opponents

Date	Rank	Opponent	Result	Location
12/7/91	16	Louisiana State	W 87-67	Tucson, Ariz.
12/21/91	19	Arkansas	L 59-65	Fayetteville, Ark.
1/11/92	2	UCLA	L 87-89	Tucson, Ariz.
3/12/92	8	UCLA	L 81-89	Los Angeles, Calif.
1/7/93	15	UCLA	W 82-80	Los Angeles, Calif.
2/21/93	8	Cincinnati	W 70-60	Phoenix, Ariz.
(7-Up Shootout)				
12/5/93	8	Oklahoma State	W 97-84	Phoenix, Ariz.
(Dial Invitational)				
12/22/93	16	Boston College	W 70-65	Lahaina, Hawaii
(Maui Invitational)				
12/23/93	5	Kentucky	L 92-93	Lahaina, Hawaii
(Maui Invitational)				
12/30/93	7	Michigan	W 119-95	Tucson, Ariz.
1/8/94	25	Marquette	W 94-80	Tucson, Ariz.
1/13/94	19	California (ot)	L 93-98	Tucson, Ariz.
1/20/94	2	UCLA	L 66-74	Los Angeles, Calif.
2/13/94	18	California	W 96-77	Berkeley, Calif.
2/19/94	8	UCLA	W 98-74	Tucson, Ariz.
3/24/94	10	Louisville	W 82-70	Los Angeles, Calif.
(NCAA Tournament, West Regional Semifinal)				
3/26/94	5	Missouri	W 92-72	Los Angeles, Calif.
(NCAA Tournament, West Regional Final)				
4/2/94	2	Arkansas	L 82-91	Charlotte, N.C.
(NCAA Tournament, National Semifinal)				
11/26/94	19	Oklahoma State	W 73-63	Anchorage, Alaska
(Great Alaska Shootout)				
11/30/94	17	Michigan	W 78-57	Auburn Hills, Mich.
(Great Eight)				
12/22/94	14	Syracuse	L 84-94	Syracuse, N.Y.
1/12/95	20	California	W 99-86	Berkeley, Calif.
1/19/95	4	UCLA	L 61-71	Tucson, Ariz.
1/26/95	18	Oregon	W 97-89	Eugene, Ore.
2/9/95	15	Stanford	W 84-73	Tucson, Ariz.
2/18/95	6	UCLA	L 70-72	Los Angeles, Calif.
3/11/95	18	Arizona State (2ot)	L 98-103	Tucson, Ariz.
11/17/95	16	Arkansas	W 83-73	Fayetteville, Ark.
11/22/95	16	Michigan	W 86-79	New York, N.Y.
(Preseason N.I.T.)				
11/24/95	5	Georgetown	W 91-81	New York, N.Y.
(Preseason N.I.T.)				
12/23/95	13	Syracuse	L 70-79	Tucson, Ariz.
1/20/96	13	UCLA	W 88-79	Tucson, Ariz.
2/11/96	5	Cincinnati	W 79-76	Phoenix, Ariz.
(7-Up Shootout)				
2/15/96	18	UCLA	L 75-76	Los Angeles, Calif.
3/17/96	21	Iowa	W 87-73	Tempe, Ariz.
(NCAA Tournament, West Region, Second Round)				
3/22/96	6	Kansas	L 80-83	Denver, Colo.
(NCAA Tournament, West Regional Semifinal)				
11/22/96	7	North Carolina	W 83-72	Springfield, Mass.
(Hall of Fame Tip-Off Classic)				
11/30/96	19	New Mexico	L 77-84	Albuquerque, N.M.
12/7/96	3	Utah	W 69-61	Anaheim, Calif.
(Wooden Classic)				
12/9/96	18	Texas	W 83-78	Tucson, Ariz.
12/21/96	4	Michigan (ot)	L 71-73	Ann Arbor, Mich.
1/4/97	21	Stanford	W 76-75	Tucson, Ariz.
2/4/97	21	Tulane	W 81-62	Phoenix, Ariz.
(7-Up Shootout)				
2/13/97	24	UCLA	L 64-66	Tucson, Ariz.
3/6/97	23	Stanford	L 80-81	Palo Alto, Calif.
3/15/97	16	Coll. of Charleston	W 73-69	Memphis, Tenn.
(NCAA Tournament, Southeast Region, Second Round)				
3/21/97	1	Kansas	W 85-82	Birmingham, Ala.
(NCAA Tournament, Southeast Regional Semifinal)				
3/29/97	4	North Carolina	W 66-58	Indianapolis, Ind.
(NCAA Tournament, National Semifinal)				
3/31/97	5	Kentucky (ot)	W 84-79	Indianapolis, Ind.
(NCAA Tournament, National Championship)				
11/25/97	8	Kentucky	W 89-74	Lahaina, Hawaii
(Maui Invitational)				
11/26/97	3	Duke	L 89-95	Lahaina, Hawaii
(Maui Invitational)				
12/2/97	2	Kansas	L 87-90	Chicago, Ill.
(Great Eight)				
12/23/97	17	Florida State	L 79-84	Tallahassee, Fla.
1/3/98	9	UCLA	W 87-75	Tucson, Ariz.

Date	Rank	Opponent	Result	Location
1/18/98	15	New Mexico	W 89-70	Tucson, Ariz.
1/29/98	4	Stanford	W 93-75	Palo Alto, Calif.
2/28/98	8	Stanford	W 90-58	Tucson, Ariz.
3/7/98	19	UCLA	W 91-87	Los Angeles, Calif.
3/19/98	20	Maryland	W 87-79	Anaheim, Calif.
(NCAA Tournament, West Regional Semifinal)				
3/21/98	6	Utah	L 51-76	Anaheim, Calif.
(NCAA Tournament, West Regional Final)				
11/13/98	9	Tennessee	W 73-72	Albuquerque, N.M.
(Black Coaches Association Classic)				
1/2/99	10	UCLA	L 75-82	Los Angeles, Calif.
1/16/99	16	New Mexico	L 78-79	Albuquerque, N.M.
1/28/99	3	Stanford	W 79-78	Tucson, Ariz.
2/27/99	6	Stanford	L 83-98	Palo Alto, Calif.
3/6/99	12	UCLA	W 87-70	Tucson, Ariz.
11/26/99	11	Kentucky	W 63-51	New York, N.Y.
(Preseason N.I.T.)				
12/4/99	9	Texas	W 88-81	Austin, Texas
12/7/99	6	Connecticut	L 69-79	Chicago, Ill.
(Great Eight)				
12/11/99	4	Michigan State	W 79-68	Tucson, Ariz.
1/8/00	1	Stanford	W 68-65	Palo Alto, Calif.
1/20/00	25	UCLA	W 76-61	Los Angeles, Calif.
2/3/00	23	Oregon	W 77-71	Tucson, Ariz.
3/9/00	2	Stanford	W 86-81	Tucson, Ariz.
11/22/00	8	Illinois	W 79-76	Lahaina, Hawaii
(Maui Invitational)				
12/9/00	15	Connecticut	L 69-71	Storrs, Conn.
12/16/00	5	Illinois	L 73-81	Chicago, Ill.
1/6/01	2	Stanford	L 76-85	Tucson, Ariz.
1/18/01	24	USC	W 71-58	Tucson, Ariz.
1/27/01	20	Texas	W 70-58	Tucson, Ariz.
2/15/01	24	UCLA (ot)	L 77-79	Los Angeles, Calif.
3/8/01	1	Stanford	W 76-75	Palo Alto, Calif.
3/23/01	14	Mississippi	W 66-56	San Antonio, Texas
(NCAA Tournament, Midwest Regional Semifinal)				
3/25/01	4	Illinois	W 87-81	San Antonio, Texas
(NCAA Tournament, Midwest Regional Final)				
3/31/01	3	Michigan State	W 80-61	Minneapolis, Minn.
(NCAA Tournament, National Semifinal)				
4/2/01	1	Duke	L 72-82	Minneapolis, Minn.
(NCAA Tournament, National Championship)				
11/8/01	2	Maryland	W 71-67	New York, N.Y.
(Coaches vs. Cancer IKON Classic)				
11/9/01	5	Florida	W 75-71	New York, N.Y.
(Coaches vs. Cancer IKON Classic)				
11/17/01	23	Texas	W 88-74	Austin, Texas
12/1/01	8	Kansas	L 97-105	Tucson, Ariz.
12/4/01	5	Illinois	W 87-82	Phoenix, Ariz.
(Southwest Showdown)				
12/15/01	23	Michigan State	L 60-74	East Lansing, Mich.
1/17/02	18	USC	W 97-80	Tucson, Ariz.
1/19/02	9	UCLA	W 96-86	Tucson, Ariz.
1/26/02	25	Connecticut (ot)	L 98-101	Tucson, Ariz.
2/2/02	18	Stanford	W 88-82	Palo Alto, Calif.
2/14/02	20	UCLA	L 76-77	Los Angeles, Calif.
2/16/02	25	USC	L 89-94	Los Angeles, Calif.
2/28/02	17	Stanford	L 71-76	Tucson, Ariz.
3/2/02	21	California	W 99-53	Tucson, Ariz.
3/8/02	25	California	W 90-78	Los Angeles, Calif.
(Pac-10 Tournament Semifinal)				
3/9/02	22	USC	W 81-71	Los Angeles, Calif.
(Pac-10 Tournament Championship)				
3/21/02	3	Oklahoma	L 67-88	San Jose, Calif.
(NCAA Tournament, West Regional Semifinal)				
11/23/02	19	Western Kentucky	W 107-68	Tucson, Ariz.
12/15/02	8	Texas	W 73-70	Tucson, Ariz.
1/2/03	9	Oregon	W 81-72	Eugene, Ore.
1/25/03	6	Kansas	W 91-74	Lawrence, Kan.
2/1/03	20	California	W 95-80	Tucson, Ariz.
2/27/03	23	California	W 88-75	Berkeley, Calif.
3/1/03	19	Stanford	W 72-69	Palo Alto, Calif.
3/27/03	22	Notre Dame	W 88-71	Anaheim, Calif.
(NCAA Tournament, West Regional Semifinal)				
3/29/03	6	Kansas	L 75-78	Anaheim, Calif.
(NCAA Tournament, West Regional Final)				
11/28/03	8	Florida	L 77-78	Springfield, Mass.
(MassMutual Tip-Off Classic)				

ARIZONA

# Against Ranked Opponents



**ARIZONA**

Date	Rank	Opponent	Result	Location
12/9/03	6	Texas	W 91-83	New York, N.Y.
(Jimmy V Classic)				
12/13/03	22	Marquette	W 85-75	Tucson, Ariz.
1/10/04	4	Stanford	L 72-82	Tucson, Ariz.
2/7/04	2	Stanford	L 77-80	Palo Alto, Calif.
11/26/04	1	Wake Forest	L 60-63	New York, N.Y.
(Preseason N.I.T. Championship)				
12/5/04	15	Mississippi State	W 68-64	Anaheim, Calif.
(John R. Wooden Classic)				
12/18/04	25	Marquette	W 48-43	Milwaukee, Wis.
1/27/05	10	Washington	W 91-82	Tucson, Ariz.
2/26/05	14	Washington	L 85-93	Seattle, Wash.
3/12/05	14	Washington	L 72-81	Los Angeles, Calif.
(Pacific Life Pac-10 Tournament Championship)				
3/24/05	6	Oklahoma State	W 79-78	Rosemont, Ill.
(NCAA Tournament, Chicago Regional Semifinal)				
3/26/05	1	Illinois	L 89-90 (ot)	Rosemont, Ill.
(NCAA Tournament, Chicago Regional Final)				
11/22/05	3	Connecticut	L 70-79	Lahaina, Hawaii
(EA Sports Maui Invitational Semifinal)				
11/23/05	12	Michigan State	L 71-74 (ot)	Lahaina, Hawaii
(EA Sports Maui Invitational Consolation)				
12/31/05	7	Washington	W 96-95 (2ot)	Seattle, Wash.
1/5/06	17	UCLA	L 79-85	Tucson, Ariz.
1/28/06	25	North Carolina	L 69-86	Chapel Hill, N.C.
2/4/06	14	UCLA	L 73-84	Los Angeles, Calif.
3/4/06	14	Washington	L 67-70	Tucson, Ariz.
3/10/06	13	UCLA	L 59-71	Los Angeles, Calif.
(Pacific Life Pac-10 Tournament Semifinal)				
3/19/06	3	Villanova	L 78-82	Philadelphia, Pa.
(NCAA Tournament, Minneapolis Region, Second Round)				
12/20/06	18	Memphis	W 79-71	Tucson, Ariz.
(Chase Fiesta Bowl Classic)				
1/4/07	24	Washington	W 96-87	Seattle, Wash.
1/14/07	15	Oregon	L 77-79	Tucson, Ariz.
1/20/07	3	UCLA	L 69-73	Los Angeles, Calif.
1/27/07	4	North Carolina	L 64-92	Tucson, Ariz.
2/1/07	18	Washington State	L 66-72	Tucson, Ariz.
2/10/07	13	Oregon	W 77-74	Eugene, Ore.
2/15/07	22	USC	L 75-80	Tucson, Ariz.
2/17/07	5	UCLA	L 66-81	Tucson, Ariz.
3/8/07	16	Oregon	L 50-69	Los Angeles, Calif.
(Pacific Life Pac-10 Tournament Quarterfinal)				
11/25/07	4	Kansas	L 72-76 (ot)	Lawrence, Kan.
12/2/07	9	Texas A&M	W 78-67	Tucson, Ariz.
12/29/07	2	Memphis	L 63-76	Memphis, Tenn.
1/24/08	6	Washington State	W 76-64	Tucson, Ariz.
2/2/08	5	UCLA	L 60-82	Los Angeles, Calif.
2/16/08	7	Stanford	L 66-67	Tucson, Ariz.
2/23/08	17	Washington State	W 65-55	Pullman, Wash.
3/2/08	4	UCLA	L 66-68	Tucson, Ariz.
3/13/08	11	Stanford	L 64-75	Los Angeles, Calif.
(Pacific Life Pac-10 Tournament Quarterfinal)				
12/14/08	4	Gonzaga	W 69-64	Phoenix, Ariz.
1/15/09	9	UCLA	L 60-83	Los Angeles, Calif.
1/21/09	17	Arizona State	L 47-53	Tucson, Ariz.
1/29/09	23	Washington	W 106-97	Tucson, Ariz.
2/14/09	11	UCLA	W 84-72	Tucson, Ariz.
2/22/09	14	Arizona State	L 68-70	Tempe, Ariz.
2/28/09	21	Washington	L 78-83	Seattle, Wash.
3/12/09	23	Arizona State	L 56-68	Los Angeles, Calif.
(Pacific Life Pac-10 Tournament Quarterfinal)				
3/20/09	25	Utah	W 84-71	Miami, Fla.
(2009 NCAA Tournament Midwest Region First Round)				
3/27/09	1	Louisville	L 64-103	Indianapolis, Ind.
(2009 NCAA Tournament Midwest Regional Semifinal)				
11/25/09	24	Vanderbilt	L 72-84	Lahaina, Hawaii
(2009 EA Sports Maui Invitational)				
12/2/09	24	UNLV	L 72-74 (2ot)	Tucson, Ariz.
1/10/10	24	Washington	W 87-70	Tucson, Ariz.
11/27/10	6	Kansas	L 79-87	Las Vegas, Nev.
(iBN Sports Las Vegas Invitational)				
12/11/10	18	BYU	L 65-87	Salt Lake City, Utah
1/20/11	20	Washington	L 68-85	Seattle, Wash.
3/20/11	8	Texas	W 70-69	Tulsa, Okla.
(2011 NCAA Tournament West Region Third Round)				

3/24/11	3	Duke	W 93-77	Anaheim, Calif.
(2011 NCAA Tournament West Regional Semifinal)				
3/26/11	9	Connecticut	L 63-65	Anaheim, Calif.
(2011 NCAA Tournament West Regional Final)				

## Ranked Opponent Breakdown (1949-2011)

Coach	Home	Road	Neutral	Totals
Fred A. Enke	1-3	1-13	0-3	2-19
Bruce Larson	3-4	2-14	0-3	5-21
Fred Snowden	6-8	0-17	2-0	8-25
Ben Lindsey	0-1	0-3	0-0	0-4
Lute Olson	37-19	23-34	43-26	103-79
Jim Rosborough	0-1	0-0	0-0	0-1
Kevin O'Neill	2-2	1-3	0-1	3-6
Russ Pennell	2-1	0-3	2-2	4-6
Sean Miller	1-1	0-1	2-4	3-6
<b>Totals</b>	<b>52-40</b>	<b>27-88</b>	<b>49-39</b>	<b>128-167</b>

**Overall:** 128-167 (.434); **Home:** 52-40 (.565); **Road:** 27-88 (.235); **Neutral:** 49-39 (.557)

## UA vs. Each Ranking Slot

Rnk	Record	Last Met	Opponent	Result	Score
No. 1:	4-4	3/26/2005	Illinois	L	89-90 (ot)
No. 2:	4-11	12/29/2007	Memphis	L	63-76
No. 3:	7-5	3/24/2011	Duke	W	93-77
No. 4:	7-16	12/14/2008	Gonzaga	W	69-64
No. 5:	6-11	2/2/2008	UCLA	L	60-82
No. 6:	7-14	11/27/2010	Kansas	L	79-87
No. 7:	6-6	2/16/2008	Stanford	L	66-67
No. 8:	10-10	3/20/2011	Texas	W	70-69
No. 9:	9-7	3/26/2011	Connecticut	L	63-65
No. 10:	4-9	1/27/2005	Washington	W	91-82
No. 11:	2-4	2/14/2009	UCLA	W	84-72
No. 12:	1-4	11/23/2005	Michigan State	L	71-74 (ot)
No. 13:	4-6	2/10/2007	Oregon	W	77-74
No. 14:	2-8	2/22/2009	Arizona State	L	68-70
No. 15:	5-4	1/14/2007	Oregon	L	77-79
No. 16:	7-7	3/8/2007	Oregon	L	50-69
No. 17:	5-7	1/21/2009	Arizona State	L	47-53
No. 18:	7-13	12/11/2010	BYU	L	65-87
No. 19:	7-4	3/1/2003	Stanford	W	72-69
No. 20:	5-3	1/20/2011	Washington	L	68-85
No. 21:	4-1	2/28/2009	Washington	L	78-83
No. 22:	3-0	12/13/2003	Marquette	W	85-75
No. 23:	4-4	3/12/2009	Arizona State	L	56-68
No. 24:	2-2	1/4/2007	Washington	W	96-87
No. 25:	5-5	1/10/2010	Washington	W	87-70





Year	Coach	Captain(s)	Overall		Conference						
			W	L	T	Pts.	Opp.	W	L	Place	Postseason
1904-05	Orin A. Kates	Charles O. Brown, Jr.	1	0	1	59	51				
1905-06	Orin A. Kates	Charles O. Brown, Jr.	(Intra-Squad Games Only)								
1906-07	Unknown	Hugo E. Birkner	3	1		100	60				
1907-08	Unknown	Jose Salazar	1	2		50	67				
1908-09	Unknown	George Roberson	1	1		30	32				
1909-10	Unknown	Ernest O. Blades	2	2		103	87				
1910-11	Unknown	George Spaulding	3	0		122	88				
1911-12	Frank L. Kleeberger	James D. Sullivan	2	2		90	104				
1912-13	Raymond L. Quigley	Normal G. Hayhurst	3	2		116	115				
1913-14	Raymond L. Quigley	Ralph L. Reynolds	7	2		276	175				
1914-15	J.F. McKale	Leo F. Cloud	9	0		312	146				
1915-16	J.F. McKale	Alma P. Sessions	5	0		176	87				
1916-17	J.F. McKale	James S. Maffeo	10	2		460	246				
1917-18	J.F. McKale	Albin A. Iselin	3	2		226	143				
1918-19	J.F. McKale	J. Prugh Herndon	6	3		332	226				
1919-20	J.F. McKale	A. Louis Slonaker	9	5		436	337				
1920-21	J.F. McKale	Thomas J. Wallace	7	0		407	130				
1921-22	James H. Pierce	Bret H. Locking	10	2		399	259				
1922-23	James H. Pierce	Harold C. Tovrea	17	3		679	407				
1923-24	Basil Stanley	Harold C. Tovrea	14	3		685	350				
1924-25	Walter Davis	Marvin C. Clark	7	4		306	250				
1925-26	Fred A. Enke	Frank Brookshier	6	7		376	331				
1926-27	Fred A. Enke	Frank Brookshier	13	4		524	442				
1927-28	Fred A. Enke	George Sorenson	13	3		612	465				
1928-29	Fred A. Enke	George Sorenson	19	4		975	509				
1929-30	Fred A. Enke	Waldo Dicus/Neil Goodman	15	6		721	573				
1930-31	Fred A. Enke	Nelson/Ridgway	9	6		441	431				
1931-32	Fred A. Enke	Jack Raffety	18	2		843	375	8	2	1st	
1932-33	Fred A. Enke	Edgar Crismon	19	5		960	716	7	3	1st	
1933-34	Fred A. Enke	George Johnson	18	9		1039	863	9	3	2nd	
1934-35	Fred A. Enke	Walter Schlotzhauer	11	8		711	712	5	7	4th	
1935-36	Fred A. Enke	Elmer Vickers	16	7		852	733	11	5	1st	
1936-37	Fred A. Enke	Ralph Warford	14	11		857	840	9	7	3rd	
1937-38	Fred A. Enke	Walter Helm/Lorry DeGrazia	13	8		864	807	9	7	2nd	
1938-39	Fred A. Enke	Dan Clarke	12	11		936	963	8	10	5th	
1939-40	Fred A. Enke	Carl Berra/George Jordan	15	10		1086	1033	12	4	1st	
1940-41	Fred A. Enke	Wilmer Harper	11	7		842	749	9	6	2nd	
1941-42	Fred A. Enke	Bob Ruman/Vince Cullen	9	13		972	995	6	10	6th	
1942-43	Fred A. Enke	George Genung	22	2		1405	931	16	2	T1st	
1943-44	Fred A. Enke	George Genung	12	2		714	545	—	—	+	
1944-45	Fred A. Enke	Harold Goodman	7	11		701	810	3	4	6th+	
1945-46	Fred A. Enke	Marvin Borodkin	25	5		1667	1234	14	3	1st	NIT
1946-47	Fred A. Enke	Link Richmond/Morris Udall	21	3		1505	1139	14	2	1st	
1947-48	Fred A. Enke	Fred W. Enke/John Padelford	19	10		1763	1566	12	4	1st	
1948-49	Fred A. Enke	Hillard Crum/William Mann	17	11		1526	1441	13	3	1st	
1949-50	Fred A. Enke	Leon Blevins	26	5		2027	1677	14	2	1st	NIT
1950-51	Fred A. Enke	Leo Johnson/Bob Honea	24	6		2085	1661	15	1	1st	NIT, NCAA
1951-52	Fred A. Enke	Roger Johnson	11	16		1765	1858	6	8	T3rd	
1952-53	Fred A. Enke	Bill Kemmeries	13	11		1757	1764	11	3	T1st	
1953-54	Fred A. Enke	John Bruner	14	10		1586	1702	8	4	3rd	
1954-55	Fred A. Enke	George Rountree/Eli Lazovich/Jim Brower	8	17		1691	1849	3	9	6th	
1955-56	Fred A. Enke	Bill Wagner/Bill Reeves	11	15		1905	2096	6	6	5th	
1956-57	Fred A. Enke	Bill Reeves	13	13		1905	1944	5	5	3rd	
1957-58	Fred A. Enke	Ed Nymeyer	10	15		1661	1797	4	6	T4th	
1958-59	Fred A. Enke	Dick Mower/Louis Hopkins	4	22		1643	2052	1	9	6th	
1959-60	Fred A. Enke	Jon Conner/Ernie McCray	10	14		1679	1742	4	6	4th	
1960-61	Fred A. Enke	Marv Dutt/Bill Weese	11	15		1916	2030	5	5	3rd	
1961-62	Bruce Larson	Joe Skaisgir	12	14		1707	1708				
1962-63	Bruce Larson	Wes Flynn	13	13		1613	1609	3	7	T5th	
1963-64	Bruce Larson	Warren Rustand	15	11		1754	1637	4	6	4th	
1964-65	Bruce Larson	Warren Rustand	17	9		1891	1733	5	5	T2nd	
1965-66	Bruce Larson	Harvey Fox/Bob Hansen/Bob Spahn	15	11		1930	1878	5	5	3rd	
1966-67	Bruce Larson	Mike Abound	8	17		1693	1828	3	7	5th	
1967-68	Bruce Larson	Mike Kordick/Bill Davis	11	13		1771	1794	4	6	T4th	
1968-69	Bruce Larson	Jim Hansen	17	10		2107	1968	5	5	3rd	
1969-70	Bruce Larson	Mickey Foster	12	14		2039	2131	8	6	4th	
1970-71	Bruce Larson	Tom Lee/Lanny Mitchell	10	16		2153	2216	3	11	8th	
1971-72	Bruce Larson	Bruce Anderson/Jim Huckestein	6	20		1730	1997	4	10	7th	
1972-73	Fred Snowden	Lynard Harris/Tom Lawson	16	10		2110	2120	9	5	T2nd	
1973-74	Fred Snowden	Ron Allen/Eric Money/Coniel Norman	19	7		2315	2130	9	5	T2nd	
1974-75	Fred Snowden	Dave Burns/Steve Kanner	22	7		2380	2164	9	5	3rd	NCIT
1975-76	Fred Snowden	Al Flemming/Jim Rappis	24	9		2704	2464	11	3	1st	NCAA
1976-77	Fred Snowden	Bob Elliott/Herman Harris/Len Gordy	21	6		2302	2014	10	4	2nd	NCAA
1977-78	Fred Snowden	Phil Taylor	15	11		2184	2066	6	8	T4th	
1978-79	Fred Snowden	Larry Demic	16	11		2062	2140	10	8	T4th	
1979-80	Fred Snowden	Joe Nehls	12	15		1966	2055	6	12	6th	
1980-81	Fred Snowden	Russell Brown	13	14		1996	1933	8	10	T5th	



Year	Coach	Captain(s)	Overall				Conference			Postseason
			W	L	T	Pts. Opp.	W	L	Place	
1981-82	Fred Snowden	Frank Smith	9	18		1732 1913	4	14		
1982-83	Ben Lindsey	John Belobraydic	4	24		1849 2181	1	17	10th	
1983-84	Lute Olson	Pete Williams/Eddie Smith	11	17		1767 1768	8	10	8th	
1984-85	Lute Olson	Brock Brunkhorst	21	10		2123 1868	12	6	T3rd	NCAA
1985-86	Lute Olson	Steve Kerr/John Edgar	23	9		2202 1992	14	4	1st	NCAA
1986-87	Lute Olson	Bruce Fraser	18	12		2268 2064	13	5	2nd	NCAA
1987-88	Lute Olson	Steve Kerr	35	3		3234 2439	17	1	1st	NCAA (Final Four)
1988-89	Lute Olson	Sean Elliott/Anthony Cook	29	4		2788 2207	17	1	1st	NCAA
1989-90	Lute Olson	Jud Buechler	25	7		2524 2140	15	3	T1st	NCAA
1990-91	Lute Olson	Matt Muehlebach	28	7		3021 2510	14	4	1st	NCAA
1991-92	Lute Olson	Sean Rooks/Matt Othick/Wayne Womack	24	7		2629 2134	13	5	3rd	NCAA
1992-93	Lute Olson	Chris Mills	24	4		2340 1998	17	1	1st	NCAA
1993-94	Lute Olson	Kevin Flanagan/Khalid Reeves/ Damon Stoudamire	29	6		3124 2604	14	4	1st	NCAA (Final Four)
1994-95	Lute Olson	Reggie Geary/Ray Owes/Damon Stoudamire	24	7		2631 2350	14	4	2nd	NCAA
1995-96	Lute Olson	Ben Davis/Reginald Geary/ Joseph McLean/Corey Williams	27	6		2693 2372	14	4	2nd	NCAA
1996-97	Lute Olson	Michael Dickerson/Miles Simon	25	9		2850 2491	11	7	5th	NCAA (Champion)
1997-98	Lute Olson	Michael Dickerson/Miles Simon	30	5		3177 2610	17	1	1st	NCAA
1998-99 (!)	Lute Olson	Jason Terry/A.J. Bramlett	22	6		2383 2181	13	5	2nd	NCAA
1999-2000	Lute Olson	Josh Pastner/Loren Woods	27	7		2599 2284	15	3	T1st	NCAA
2000-01	Lute Olson/ Jim Rosborough	Eugene Edgerson/ Justin Wessel/Loren Woods	28	8		2926 2386	15	3	2nd	NCAA (Runner-Up)
2001-02	Lute Olson	Rick Anderson/Jason Gardner/Luke Walton	24	10		2793 2642	12	6	T2nd	NCAA
2002-03	Lute Olson	Rick Anderson/Jason Gardner/Luke Walton	28	4		2725 2262	17	1	1st	NCAA
2003-04	Lute Olson	Jason Ranne/Channing Frye	20	10		2614 2354	11	7	3rd	NCAA
2004-05	Lute Olson	Channing Frye/Salim Stoudamire	30	7		2948 2579	15	3	1st	NCAA
2005-06	Lute Olson	Mustafa Shakur/Ivan Radenovic	20	13		2433 2267	11	7	4th	NCAA
2006-07	Lute Olson	Mustafa Shakur/Ivan Radenovic	20	11		2417 2247	11	7	T3rd	NCAA
2007-08 (!!)	Kevin O'Neill	Jawann McClellan	0	14		2443 2276	0	10	7th	NCAA
2008-09	Russ Pennell	Chase Budinger/Nic Wise	21	14		2529 2421	9	9	T5th	NCAA
2009-10	Sean Miller	Nic Wise	16	15		2229 2233	10	8	4th	
2010-11	Sean Miller	Jamelle Horne	30	8		2905 2580	14	4	1st	NCAA

\* Arizona was a member of the Border Conference from 1931-61, the Western Athletic Conference from 1962-78, the Pacific-10 Conference from 1978-2011 and the Pac-12 Conference from 2011-present.

+ Due to travel restrictions during World War II, no official Border Conference championship was awarded in 1943-44 or 1944-45. Record listed in 1944-45 reflects a limited schedule vs. other conference members.

(!) NCAA Tournament appearance vacated due to NCAA infractions. Actual on-court record was 22-7.

(!!) Results vacated due to NCAA infractions under a previous head coach, including NCAA Tournament appearance. Actual on-court record was 19-15 overall, 8-10 in Pac-10 play.

## Career Coaching Records

Years	Name	Seasons	W	L	T	Pct.	Best Season
1904-06	Orin A. Kates	*2	1	0	1	1.000	1-0 in 1904-05
1906-11	Unknown	5	10	6		.625	3-0 in 1910-11
1911-12	Frank L. Kleeberger	1	2	2		.500	2-2 in 1911-12
1912-14	Raymond L. Quigley	2	10	4		.714	7-2 in 1913-14
1914-21	J.F. McKale	7	49	12		.803	9-0 in 1914-15
1921-23	James H. Pierce	2	27	5		.844	17-3 in 1922-23
1923-24	Basil Stanley	1	14	3		.824	14-3 in 1923-24
1924-25	Walter Davis	1	7	4		.637	7-4 in 1924-25
1925-61	Fred A. Enke	36	509	324		.611	22-2 in 1942-43
1961-72	Bruce Larson	11	136	148		.479	17-9 in 1964-65
1972-82	Fred Snowden	10	167	108		.607	24-9 in 1975-76
1982-83	Ben Lindsey	1	4	24		.143	4-24 in 1982-83
1983-2007	Lute Olson	+24	589	187		.759	35-3 in 1987-88
2000-01	Jim Rosborough	*1	3	2		.600	
2007-08	Kevin O'Neill	++1	0	14		.000	0-14 in 2007-08
2008-09	Russ Pennell	+++1	21	14		.600	21-14 in 2008-09
2009-11	Sean Miller	2	46	23		.667	30-8 in 2010-11
<b>Totals</b>		<b>107</b>	<b>1595</b>	<b>880</b>	<b>1</b>	<b>.644</b>	

\* Only intrasquad games were played in 1905-06.

^ Rosborough served as head coach for five games during the 2000-01 campaign while Olson took a leave of absence. Arizona was 28-8 overall and 15-3 in Pac-10 play that season.

+ Record reflects vacated 1999 NCAA Tournament appearance due to NCAA infractions. Actual on-court record was 589-188.

++ O'Neill served as interim head coach while Olson missed the season due to a leave of absence. Results vacated due to NCAA infractions, including NCAA Tournament appearance. Actual on-court record was 19-15.

+++ Pennell served as interim head coach following Olson's retirement in October 2008.



# Season Comparisons

		G	FG-FGA	Pct.	3FG-FGA	Pct.	FT-FTA	Pct.	Reb.	Avg.	PF-D	A	TO	Blk	Stl	Pts	Avg.
2010-11	Arizona	38	969-2064	.469	296-745	.397	671-899	.746	1319	34.7	707-15	536	484	98	197	2905	76.4
	Opponents	38	940-2115	.444	175-598	.293	525-774	.678	1167	30.7	753-20	496	476	129	225	2580	67.9
2009-10	Arizona	31	745-1681	.443	194-542	.358	545-744	.733	1062	34.3	595-15	384	436	78	186	2229	71.9
	Opponents	31	787-1800	.437	180-574	.314	479-689	.695	1067	34.4	621-18	395	399	108	181	2233	72.0
2008-09	Arizona	35	897-1892	.474	212-548	.387	523-709	.738	1183	33.8	548-11	500	442	104	217	2529	72.3
	Opponents	35	889-2030	.438	291-833	.349	352-510	.690	1107	31.6	628-14	549	420	81	194	2421	69.2
2007-08	*Arizona	34	843-1765	.478	221-566	.390	536-716	.749	1052	30.9	556-8	526	414	120	189	2443	71.9
	Opponents	34	842-1910	.441	185-535	.346	407-580	.702	1104	32.5	629-12	445	430	90	174	2276	66.9
2006-07	Arizona	31	846-1770	.478	172-505	.341	553-737	.750	1158	37.4	425-8	502	429	103	186	2417	78.0
	Opponents	31	862-1956	.441	260-743	.350	263-382	.688	988	31.9	614-18	489	379	83	184	2247	72.5
2005-06	Arizona	33	909-2037	.446	142-445	.319	473-667	.709	1140	34.5	549-10	492	437	125	322	2433	73.7
	Opponents	33	815-1799	.453	206-589	.350	431-593	.727	1147	34.8	622-21	452	629	101	198	2267	68.7
2004-05	Arizona	37	1077-2255	.478	253-630	.402	541-697	.776	1453	36.8	596-7	610	548	144	296	2948	79.7
	Opponents	37	953-2195	.434	256-739	.346	417-618	.675	1324	32.7	664-20	559	606	89	254	2579	69.7
2003-04	Arizona	30	942-1938	.486	219-568	.386	511-650	.786	1177	39.2	483-11	560	448	135	206	2614	87.1
	Opponents	30	865-1961	.441	243-671	.362	381-539	.707	1055	35.2	585-12	518	463	62	216	2354	78.5
2002-03	Arizona	32	973-2111	.461	228-645	.353	551-777	.709	1374	42.9	559-2	569	468	136	274	2725	85.2
	Opponents	32	846-2078	.407	210-654	.321	360-560	.643	1169	36.5	696-25	496	534	84	201	2262	70.7
2001-02	Arizona	34	935-2039	.459	258-686	.375	665-910	.731	1286	37.8	610-16	527	478	103	207	2793	82.1
	Opponents	34	974-2230	.437	248-713	.348	446-636	.701	1268	37.3	774-23	534	460	115	211	2642	77.7
2000-01	Arizona	36	1015-2131	.476	193-544	.355	703-940	.748	1433	39.8	630-9	585	546	159	283	2926	81.3
	Opponents	36	862-2174	.397	210-688	.305	452-669	.676	1196	33.2	817-34	473	586	98	221	2386	66.3
1999-2000	Arizona	34	904-1976	.457	155-482	.322	636-871	.730	1306	38.4	496-9	537	510	192	255	2599	76.4
	Opponents	34	862-2151	.400	226-665	.340	336-484	.694	1215	35.7	741-26	473	574	96	224	2284	67.2
1998-99	Arizona	29	820-1754	.468	143-409	.350	600-845	.710	1208	41.7	522-13	419	487	93	213	2383	82.2
	Opponents	29	778-1841	.423	223-620	.360	402-593	.678	973	33.6	645-26	447	447	84	251	2181	75.2
1997-98	Arizona	35	1146-2350	.488	269-714	.377	512-860	.716	1372	39.2	578-8	677	502	113	352	3177	90.8
	Opponents	35	980-2229	.440	230-653	.352	477-801	.667	1278	36.5	697-22	525	695	114	230	2610	74.6
1996-97	Arizona	34	1015-2241	.453	222-600	.370	598-913	.655	1376	40.5	654-23	567	521	100	358	2850	83.8
	Opponents	34	918-2107	.436	198-604	.328	457-701	.652	1299	38.2	739-25	537	678	141	249	2491	73.3
1995-96	Arizona	33	873-1981	.491	222-590	.376	525-796	.660	1253	38.0	590-8	589	541	117	244	2693	81.6
	Opponents	33	843-2031	.415	215-603	.357	471-674	.699	1143	34.6	666-17	467	558	99	257	2373	71.9
1994-95	Arizona	31	948-1961	.483	245-593	.413	490-746	.657	1285	41.5	564-9	559	526	95	222	2631	84.9
	Opponents	31	857-2091	.410	220-666	.330	416-621	.670	1168	37.7	620-18	499	478	130	242	2350	75.8
1993-94	Arizona	35	1077-2208	.484	279-787	.355	629-884	.712	1453	41.5	637-12	581	481	102	285	3124	89.3
	Opponents	35	922-2260	.409	240-711	.338	456-732	.623	1349	38.5	711-19	508	567	91	213	2604	74.4
1992-93	Arizona	28	847-1734	.488	143-401	.357	503-735	.684	1208	43.1	520-8	486	445	124	193	2340	83.6
	Opponents	28	710-1776	.400	180-526	.342	398-597	.667	957	34.2	593-20	380	420	86	218	1998	71.4
1991-92	Arizona	31	967-1921	.503	181-459	.394	514-763	.674	1250	40.3	548-9	539	435	120	236	2629	84.8
	Opponents	31	773-1887	.410	182-533	.341	406-604	.672	1022	33.0	631-20	412	501	76	194	2134	68.8
1990-91	Arizona	35	1091-2121	.514	180-465	.387	659-967	.681	1422	40.6	650-14	651	551	183	278	3021	86.3
	Opponents	35	903-2272	.397	185-586	.316	519-774	.671	1244	35.5	748-28	527	519	79	252	2510	71.7
1989-90	Arizona	32	879-1754	.501	159-418	.380	607-840	.723	1205	37.7	539-13	585	457	185	196	2524	78.9
	Opponents	32	780-1990	.392	148-478	.310	432-603	.716	1107	34.6	706-32	446	444	50	193	2140	66.9
1988-89	Arizona	33	988-1910	.517	185-461	.401	627-846	.741	1204	36.5	514-7	581	456	145	281	2788	84.5
	Opponents	33	869-2018	.431	148-428	.346	321-482	.666	1072	32.5	694-26	470	545	56	194	2207	66.9
1987-88	Arizona	38	1147-2106	.545	254-526	.483	686-932	.736	1274	33.5	583-6	662	471	173	275	3234	85.1
	Opponents	38	925-2160	.428	164-455	.360	425-606	.701	1102	29.0	772-28	472	592	52	212	2439	64.2
1986-87	Arizona	30	821-1721	.477	158-398	.397	468-678	.690	1094	36.5	519-15	439	432	120	193	2268	75.6
	Opponents	30	780-1796	.434	132-365	.362	372-538	.691	1020	34.0	617-22	430	426	64	204	2064	68.8
1985-86	Arizona	32	860-1740	.494			482-686	.702	1018	31.8	478-10	451	337	119	192	2202	68.8
	Opponents	32	849-1844	.460			314-444	.707	1025	32.0	638-24	394	426	64	156	1992	62.3
1984-85	Arizona	31	815-1564	.521			493-730	.675	970	31.3	541-16	452	409	93	173	2123	68.5
	Opponents	31	736-1604	.459			396-570	.695	906	29.2	665-20	366	456	68	175	1868	60.3
1983-84	Arizona	28	696-1486	.468			375-571	.657	892	31.9	550-20	328	392	38	180	1767	63.1
	Opponents	28	678-1389	.448			412-592	.696	814	29.1	537-20	300	409	82	158	1768	63.1
1982-83	Arizona	28	741-1690	.438			367-608	.604	958	34.2	647-17	355	504	84	204	1849	66.0
	Opponents	28	821-1716	.478			539-778	.692	1165	41.6	598-13	427	509	61	201	2181	75.3
1981-82	Arizona	27	707-1496	.473			318-524	.607	863	32.0	544-23	340	457	84	170	1732	64.1
	Opponents	27	738-1518	.486			437-637	.686	928	34.4	493-12	373	414	49	189	1913	70.9
1980-81	Arizona	27	822-1661	.495			352-512	.688	869	32.2	535-7	414	373	62	212	1996	73.9
	Opponents	27	773-1580	.489			387-584	.663	944	35.0	478-10	383	424	59	172	1933	71.6

ARIZONA



# Season Comparisons



**ARIZONA**

		G	FG-FGA	Pct.	3FG-FGA	Pct.	FT-FTA	Pct.	Reb.	Avg.	PF-D	A	TO	Blk	Stl	Pts	Avg.
1979-80	Arizona	27	780-1719	.454			406-569	.714	906	33.6	592-12	405	331	49	178	1966	72.8
	Opponents	27	777-1540	.504			501-691	.725	1054	39.0	523-15	419	449	67	127	2055	76.1
1978-79	Arizona	27	818-1710	.478			425-610	.697	1007	37.3	553-18	439	428	60	171	2061	76.3
	Opponents	27	863-1803	.479			414-573	.723	1018	37.7	559-21	443	419	73	137	2140	79.3
1977-78	Arizona	26	899-1827	.492			386-568	.680	1145	44.0	489-20	417	444	81	177	2184	84.0
	Opponents	26	855-1830	.467			356-510	.698	966	37.2	515-18	345	432	73	190	2066	79.5
1976-77	Arizona	27	940-1961	.479			422-634	.666	1260	46.7	462-9	380	470	83	213	2302	85.3
	Opponents	27	842-1863	.452			330-463	.713	999	37.0	560-24	—	485	—	—	2014	82.5
1975-76	Arizona	33	1101-2238	.492			502-740	.678	1599	47.2	592-19	—	563	—	—	2704	81.9
	Opponents	33	1038-2336	.444			388-559	.694	1285	38.9	652-33	—	466	—	—	2464	74.7
1974-75	Arizona	29	957-1951	.491			466-698	.668	1353	46.7	530-15	—	563	—	—	2380	82.1
	Opponents	29	914-2034	.449			336-488	.689	1145	39.5	654-38	—	457	—	—	2164	80.0
1973-74	Arizona	26	946-1884	.502			423-602	.703	1216	46.8	503-13					2315	89.0
	Opponents	26	893-1945	.459			344-489	.705	1098	42.2	533-21					2130	81.9
1972-73	Arizona	26	861-1786	.482			388-535	.725	1152	44.3	503-14	284	—	—	—	2110	81.2
	Opponents	26	895-1959	.457			330-495	.667	1149	44.2	532-22	—	—	—	—	2120	81.5
1971-72	Arizona	26	698-1638	.422			334-532	.628	1079	41.5	489-18					1730	66.5
	Opponents	26	775-1659	.455			487-669	.728	1135	45.4	420-6					1997	76.5
1970-71	Arizona	26	836-1890	.442			481-717	.670	1105	42.5	562-20					2153	82.8
	Opponents	26	834-1834	.454			548-798	.689	1098	42.2	518-19					2216	89.1
1969-70	Arizona	26	798-1839	.433			443-630	.703	1311	50.4	582-24					2039	78.4
	Opponents	26	812-1817	.437			505-743	.680	1260	48.6	530-13					2129	81.9
1968-69	Arizona	27	807-1876	.430			493-725	.680	1130	41.8	521-15					2107	78.0
	Opponents	27	762-1822	.418			444-702	.632	1050	38.9	529-17					1968	72.9
1967-68	Arizona	24	682-1558	.438			405-596	.680	1145	47.7	461-7					1771	74.6
	Opponents	24	685-1677	.408			424-617	.687	1105	46.0	361-14					1794	74.7
1966-67	Arizona	25	664-1608	.413			365-552	.662	1176	46.8	527-11					1693	67.7
	Opponents	25	719-1721	.418			390-582	.670	1149	45.1	504-22					1828	73.1
1965-66	Arizona	26	736-1739	.423			458-621	.737	1171	45.0	475-14					1930	74.2
	Opponents	26	723-1651	.438			422-646	.633	1157	44.5	475-12					1868	71.8
1964-65	Arizona	26	694-1574	.441			459-655	.701	1164	44.8	507-20					1891	72.7
	Opponents	26	641-1547	.414			451-664	.679	1035	39.8	509-18					1733	66.7
1963-64	Arizona	26	676-1626	.416			402-605	.664	1141	43.9	500-15					1759	67.7
	Opponents	26	594-1494	.398			449-635	.707	1098	42.2	485-9					1637	63.0
1962-63	Arizona	26	605-1572	.385			403-602	.669	1120	43.1	555-24					1613	62.0
	Opponents	26	558-1424	.392			493-725	.680	1144	44.0	475-19					1609	61.9
1961-62	Arizona	26	662-1757	.365			383-636	.602	1313	50.5	534-13					1707	65.7
	Opponents	26	626-1608	.389			456-697	.654	1258	48.4	491-24					1708	65.7
1960-61	Arizona	26	754-1975	.382			408-683	.597	1321	50.8	557-14					1916	73.7
	Opponents	26	766-1846	.415			517-769	.672	1507	58.0	503-14					2029	78.0
1959-60	Arizona	24	623-1663	.375			429-663	.647	1050	43.8	497-13					1679	70.0
	Opponents	24	653-1606	.407			438-677	.647	1006	42.0	487-22					1742	72.6
1958-59	Arizona	26	653-1783	.372			337-570	.591	1035	39.8	513-19					1643	63.2
	Opponents	26	791-1864	.424			470-708	.664	1123	43.2	444-10					2052	78.9
1957-58	Arizona	26	671-1608	.417			397-594	.668	961	37.0	528-18					1735	66.8
	Opponents	26	728-—	—			428-719	.595	1030	39.6	443-17					1880	72.3
1956-57	Arizona	26	700-1829	.382			505-758	.667	1059	40.7	537-29					1905	73.2
	Opponents	26	670-1847	.362			602-899	.667	1126	43.3	457-13					1942	74.6
1955-56	Arizona	26	692-1855	.378			521-770	.677	1317	50.7	541-15					1905	73.3
	Opponents	26	711-2107	.337			675-920	.734	1363	52.5	469-20					2097	80.7
1954-55	Arizona	25	596-1886	.316			497-763	.651	1069	42.8	495-25					1689	67.6
	Opponents	25	658-1802	.365			533-823	.648	1104	44.2	439-15					1849	73.9
1953-54	Arizona	24	527-1553	.339			482-724	.666	841	35.0	491-21					1536	64.0
	Opponents	24	590-1761	.335			522-730	.729	969	40.4	477-19					1702	70.9
1952-53	Arizona	27	586-1829	.320			585-938	.624	1223	45.3	621-39					1757	65.1
	Opponents	27	585-1930	.303			594-958	.620	1088	40.3	606-22					1764	65.3
1951-52	Arizona	27	652-2044	.319			458-698	.656	1083	40.1	633-24	273				1762	65.3
	Opponents	27	698-2123	.329			440-697	.631	—	—	594-20	—				1858	68.8
1950-51	Arizona	30	805-2219	.363			475-725	.655	1786	59.5	720-27	613				2085	69.5
	Opponents	30	586-1944	.301			489-800	.611	1205	40.2	613-32	349				1661	55.3
1949-50	Arizona	31	797-2243	.355			433-656	.660			613-26					2027	65.3
	Opponents	31	623-—	—			441-724	.570			570-25					2687	54.4



# Season Comparisons

		G	FG-FGA	Pct.	3FG-FGA	Pct.	FT-FTA	Pct.	Reb.	Avg.	PF-D	A	TO	Blk	Stl	Pts	Avg.
1948-49	Arizona	28	582-1764	.329			362-554	.653			549-23					1526	54.2
	Opponents	28	525-				391-638	.613			485-23					1441	51.4
1947-48	Arizona	29	678-				407-631	.645			560-32					1763	60.8
	Opponents	29	584-				398-658	.605			528-23					1566	54.0
1946-47	Arizona	24	594-				317-512	.619			473-19					1505	62.7
	Opponents	24	418-				313-549	.570			416-17					1149	47.8
1945-46	Arizona	30	694-				279-485	.578			498-18					1667	55.6
	Opponents	30	457-				321-605	.532			385-9					1235	41.2
1944-45	Arizona	18	272-				107-157	.594			218-9					701	38.9
	Opponents	18	338-				134-258	.519			232-5					810	45.0
1943-44	Arizona	14	292-				133-232	.573			200-15					717	51.2
	Opponents	14	217-				111-225	.493			191-15					545	38.9
1942-43	Arizona	24	594-				217-				367-18					1405	58.6
	Opponents	24	—				—	—			—					931	38.8
1941-42	Arizona	22	411-				150-	—			284-17					972	44.2
	Opponents	22	403-				189-	—			225-8					995	45.2
1940-41	Arizona	18	344-				152-254	.598			234-17					842	46.8
	Opponents	18	301-				147-289	.509			200-13					749	41.6
1939-40	Arizona	25	442-				202-	—			295-14					1086	43.4
	Opponents	25	407-				219-	—			280-14					1033	41.6
1938-39	Arizona	23	377-				182-310	.587			307-26					936	40.7
	Opponents	23	383-				197-401	.491			262-20					963	41.9
1937-38	Arizona	21	357-				150-236	.636			262-9					864	41.1
	Opponents	21	357-				171-316	.541			229-16					807	38.4
1936-37	Arizona	25	357-				143-258	.554			228-10					857	34.3
	Opponents	25	343-				155-301	.515			213-6					841	33.6
1935-36	Arizona	23	349-				154-304	.508			270-17					852	37.0
	Opponents	23	283-				167-372	.449			242-8					733	31.9
1934-35	Arizona	19	300-				111-224	.496			245-11					711	37.4
	Opponents	19	285-				140-299	.468			189-10					710	37.4
1933-34	Arizona	27	410-				239-383	.624			297-10					1059	39.2
	Opponents	27	342-				179-363	.493			304-15					863	32.0
1932-33	Arizona	24	404-				152-337	.451			219-4					960	40.0
	Opponents	24	299-				118-259	.456			249-10					716	29.8
1931-32	Arizona	20	356-				127-253	.502			193-6					839	42.0
	Opponents	20	226-				126-250	.504			209-12					578	28.0
1930-31	Arizona	15	169-				103-196	.526			137-4					441	29.4
	Opponents	15					93-157	.592			163-7					431	28.7
1929-30	Arizona	21	300-				121-213	.568			173-3					721	34.3
	Opponents	21	230-				113-202	.559			174-7					573	27.3
1928-29	Arizona	23	420-				135-248	.544			186-4					975	42.4
	Opponents	23	194-				121-227	.533			188-6					509	22.1
1927-28	Arizona	16	259-				94-205	.459			166-7					612	38.3
	Opponents	16	183-				97-215	.451			157-6					465	29.1
1926-27	Arizona	17	209-				106-199	.532			167-4					542	31.9
	Opponents	17	168-				106-209	.503			152-5					442	26.0
1925-26	Arizona	13														376	28.9
	Opponents	13														331	25.5
1924-25	Arizona	11														306	27.8
	Opponents	11														250	22.7
1923-24	Arizona	17	315-				59-				106-1					689	40.5
	Opponents	17	145-				64-				100-0					354	20.8
1922-23	Arizona	20														679	34.0
	Opponents	20														407	20.4
1921-22	Arizona	12														399	33.3
	Opponents	12														259	21.6
1920-21	Arizona	7														407	58.1
	Opponents	7														130	18.6
1919-20	Arizona	14														418	29.9
	Opponents	14														337	24.1
1918-19	Arizona	9														332	36.9
	Opponents	9														226	25.1

\* Statistics vacated due to NCAA infractions

ARIZONA

# Single-Season Team Highs



ARIZONA

## Field Goals Made

FG	Year	FGA	Pct.
1147	1987-88	2106	.545
1146	1997-98	2350	.488
1101	1975-76	2238	.492
1091	1990-91	2121	.514
1077	2004-05	2255	.478
1077	1993-94	2208	.484
1015	2000-01	2131	.476
1015	1996-97	2241	.453
988	1988-89	1910	.517
973	2002-03	2111	.461

## Field Goal Attempts

FGA	Year	FG	Pct.
2350	1997-98	1146	.488
2255	2004-05	1077	.478
2243	1949-50	797	.355
2241	1996-97	1015	.453
2238	1975-76	1101	.492
2219	1950-51	805	.363
2208	1993-94	1077	.484
2131	2000-01	1015	.476
2121	1990-91	1091	.514
2111	2002-03	973	.461

## Field Goal Percentage

Pct.	Year	FG	FGA
.545	1987-88	1147	2106
.521	1984-85	815	1564
.517	1988-89	988	1910
.514	1990-91	1091	2121
.503	1991-92	967	1921
.502	1973-74	946	1884
.501	1989-90	879	1754
.495	1980-81	822	1661
.494	1985-86	860	1740
.492	1977-78	899	1827

## 3-Point Field Goals

3FG	Year	3FGA	Pct.
296	2010-11	745	.397
279	1993-94	787	.355
269	1997-98	714	.377
258	2001-02	686	.376
254	1987-88	526	.483
253	2004-05	630	.402
245	1994-95	593	.413
228	2002-03	645	.353
222	1996-97	600	.370
222	1995-96	590	.376

## 3-Point Field Goal Attempts

3FGA	Year	3FG	Pct.
787	1993-94	279	.355
745	2010-11	296	.397
714	1997-98	269	.377
686	2001-02	258	.376
645	2002-03	228	.353
630	2004-05	253	.402
600	1996-97	222	.370
593	1994-95	245	.413
590	1995-96	222	.376
568	2003-04	219	.386

## 3-Point Field Goal Percentage

Pct.	Year	3FG	FGA
.483	1987-88	254	526
.413	1994-95	245	593
.402	2004-05	253	630
.401	1988-89	185	461
.397	1986-87	158	398
.397	2010-11	296	745
.394	1991-92	181	459
.390*	2007-08	221	566
.387	1990-91	180	465
.387	2008-09	212	548

## Free Throws

FT	Year	FTA	Pct.
703	2000-01	940	.748
686	1987-88	932	.736
671	2010-11	899	.746
665	2001-02	910	.731
659	1990-91	967	.681
636	1999-2000	871	.730
629	1993-94	884	.712
627	1988-89	846	.741
607	1989-90	840	.723
600	1998-99	845	.710

## Free Throw Attempts

FTA	Year	FT	Pct.
967	1990-91	659	.681
940	2000-01	703	.748
938	1952-53	585	.624
932	1987-88	686	.736
913	1996-97	598	.655
910	2001-02	665	.731
899	2010-11	671	.746
884	1993-94	629	.712
871	1999-2000	636	.730
860	1997-98	512	.716

## Free Throw Percentage

Pct.	Year	FT	FTA
.786	2003-04	511	650
.776	2004-05	541	697
.750	2006-07	553	737
.749*	2007-08	536	716
.748	2000-01	703	940
.746	2010-11	671	899
.741	1988-89	627	846
.738	2008-09	523	709
.737	1965-66	458	621
.736	1987-88	686	932

## Rebounds

Reb.	Year
1786	1950-51
1599	1975-76
1453	1993-94
1433	2000-01
1422	1990-91
1376	1996-97
1374	2002-03
1372	1997-98
1361	2004-05
1353	1974-75

## Rebounds Per Game

Avg.	Year	Games	Reb.
59.5	1950-51	30	1786
50.8	1960-61	26	1321
50.7	1955-56	26	1317
50.5	1961-62	26	1313
50.4	1969-70	26	1311
47.7	1967-68	24	1145
47.2	1975-76	33	1599
46.8	1973-74	26	1216
46.8	1966-67	25	1176
46.7	1976-77	27	1260
46.7	1974-75	29	1353

## Rebound Margin

Margin	Year	Arizona	Opponent
19.3	1950-51	1786-59.5	1205-40.2
9.7	1976-77	1260-46.7	999-37.0
8.9	1992-93	1208-43.1	957-34.2
8.3	1975-76	1599-47.2	1285-38.9
8.1	1998-99	1208-41.7	973-33.6
7.3	1991-92	1250-40.3	1022-33.0
7.2	1974-75	1353-46.7	1145-39.5
6.8	1977-78	1145-44.0	966-37.2
6.6	2000-01	1433-39.8	1196-33.2
6.4	2002-03	1374-42.9	1169-36.5

## Assists

Total	Year	GP	Avg./G
677	1997-98	35	19.3
662	1987-88	38	17.4
651	1990-91	35	18.6
613	1950-51	30	20.4
610	2004-05	37	16.5
589	1995-96	33	17.8
585	2000-01	36	16.3
585	1989-90	32	18.3
581	1993-94	35	16.6
581	1988-89	33	17.6

## Blocked Shots

Total	Year	GP	Avg./G
192	1999-2000	34	5.6
185	1989-90	32	5.8
183	1990-91	35	5.2
173	1987-88	38	4.6
159	2000-01	36	4.4
145	1988-89	33	4.4
144	2004-05	37	3.9
136	2002-03	32	4.3
135	2003-04	30	4.5
125	2005-06	33	3.8

## Steals

Total	Year	GP	Avg./G
358	1996-97	34	10.5
352	1997-98	35	10.1
322	2005-06	33	9.8
296	2004-05	37	8.0
285	1993-94	35	8.1
283	2000-01	36	7.9
281	1988-89	33	8.5
278	1990-91	35	7.9
275	1987-88	38	7.2
274	2002-03	32	8.6

## Points Scored

Pts.	Year	Games	Avg.
3234	1987-88	38	85.1
3177	1997-98	35	90.8
3124	1993-94	35	89.3
3021	1990-91	35	86.3
2948	2004-05	37	79.7
2926	2000-01	36	81.3
2905	2010-11	38	76.4
2850	1996-97	34	83.8
2793	2001-02	34	82.1
2788	1988-89	33	84.5

## Points Per Game

Avg.	Year	Games	Pts.
90.8	1997-98	35	3177
89.3	1993-94	35	3124
89.0	1973-74	26	2315
87.1	2003-04	30	2614
86.3	1990-91	35	3021
85.3	1976-77	27	2302
85.2	2002-03	32	2725
85.1	1987-88	38	3234
84.9	1994-95	31	2631
84.8	1991-92	31	2629

## Scoring Margin

Margin	Year	Arizona	Opponent
20.9	1987-88	3234-85.1	2439-64.2
20.3	1928-29	975-42.4	509-22.1
19.8	1942-43	1405-58.6	931-38.8
19.7	1923-24	689-40.5	354-20.8
17.6	1988-89	2788-84.5	2207-66.9
16.2	1997-98	3177-90.8	2610-74.6
16.0	1991-92	2629-84.8	2134-68.8
15.0	2000-01	2926-81.3	2386-66.3
14.9	1993-94	3124-89.3	2604-74.4
14.9	1946-47	1505-62.7	1149-47.8

\* Statistics vacated due to NCAA infractions





## Game-By-Game Results

**1904-05**  
**Won 1, Lost 0, Tied 1**  
**Coach: Orin A. Kates**  
 Morenci YMCA W 40-32  
 Bisbee YMCA T 19-19

**1905-06**  
**No Record (Intrasquad games only)**  
**Coach: Orin A. Kates**

**1906-07**  
**Won 3, Lost 1**  
**Coach: Unknown**  
 Morenci YMCA W  
 Bisbee YMCA L  
 Unknown Opponent W  
 Unknown Opponent W

**1907-08**  
**Won 1, Lost 1**  
**Coach: Unknown**  
 Tucson Athletic Club W 28-11  
 Bisbee YMCA L 7-34

**1908-09**  
**Won 1, Lost 1**  
**Coach: Unknown**  
 Results unavailable

**1909-10**  
**Won 2, Lost 2**  
**Coach: Unknown**  
 Results unavailable

**1910-11**  
**Won 3, Lost 0**  
**Coach: Unknown**  
 Tucson H.S. W 32-19  
 Other results unavailable

**1911-12**  
**Won 2, Lost 2**  
**Coach: Frank L. Kleeberger**  
 Results unavailable

**1912-13**  
**Won 3, Lost 2**  
**Coach: Raymond L. Quigley**  
 Tucson H.S. Alumni W  
 Tucson H.S. Alumni W  
 Bisbee YMCA L  
 Bisbee YMCA L  
 F15 Douglas YMCA W

**1913-14**  
**Won 7, Lost 2**  
**Coach: Raymond L. Quigley**  
 D8 Tucson H.S. Alumni W 57-19  
 D13 Arizona State W 41-17  
 J10 at Arizona State W 13-9  
 J15 Bisbee YMCA W 31-27  
 J23 at Bisbee YMCA L 20-36  
 J24 at Douglas YMCA W 35-24  
 J31 Douglas YMCA W 37-5  
 F6 at Eastern Arizona J.C. L 19-22  
 F7 at Eastern Arizona J.C. W 23-16

**1914-15**  
**Won 9, Lost 0**  
**Coach: J.F. McKale**  
 D12 Tucson H.S. W 66-4  
 Tucson H.S. W 29-5  
 J15 Bisbee YMCA W 38-29  
 J23 at Tucson YMCA W 36-22  
 J30 Bisbee YMCA W 28-21  
 Douglas YMCA W 20-12  
 Tucson YMCA W 40-21  
 Phoenix YMCA W 18-10  
 Fifth Infantry W 35-22

**1915-16**  
**Won 5, Lost 0**  
**Coach: J.F. McKale**  
 San Francisco Native Sons W 25-17  
 Tucson H.S. W 44-16  
 Tucson YMCA W 51-12  
 Tucson YMCA W 25-12  
 Douglas YMCA W 40-32

**1916-17**  
**Won 10, Lost 2**  
**Coach: J.F. McKale**  
 Tucson H.S. W 50-9  
 Tucson H.S. W 55-11  
 Tucson YMCA W 28-16  
 Tucson YMCA W 41-20  
 J29 at Phoenix YMCA W 36-28  
 J30 at Prescott H.S. W 68-36  
 J31 at Winslow H.S. W 52-15

F1 at New Mexico L 19-28  
 F2 at New Mexico State W 34-25  
 F3 at El Paso Cactus L 25-36  
 F4 at Eastern Arizona J.C. W 22-14  
 F5 at Eastern Arizona J.C. W 30-8

**1917-18**  
**Won 3, Lost 2**  
**Coach: J.F. McKale**  
 F2 Bisbee YMCA W 46-27  
 F19 Tucson YMCA W 54-8  
 F23 25th Infantry W 63-15  
 F25 at Bisbee YMCA L 29-51  
 M8 El Paso YMCA L 28-42

**1918-19**  
**Won 6, Lost 3**  
**Coach: J.F. McKale**  
 J25 25th Infantry Officers W 37-14  
 F7 Tucson YMCA W 48-25  
 F10 Northern Arizona L 32-37  
 F11 Northern Arizona W 57-28  
 F14 New Mexico State W 42-35  
 F15 New Mexico State W 44-23  
 at Bisbee YMCA W 41-29  
 F27 at New Mexico State L 14-38  
 F28 at New Mexico State L 17-34

**1919-20**  
**Won 9, Lost 5**  
**Coach: J.F. McKale**  
 Tucson YMCA L 26-27  
 Bisbee YMCA L 12-40  
 F2 UTEP W 24-15  
 F3 New Mexico Tech W 36-12  
 F4 New Mexico W 40-21  
 F5 New Mexico W 51-19  
 F6 New Mexico State W 28-17  
 F7 New Mexico State L 19-43  
 Tucson YMCA\* W 44-22  
 Tucson YMCA W 46-28  
 Miami YMCA L 29-33  
 Bisbee YMCA L 18-21  
 M6 New Mexico State\* W 37-25  
 M7 New Mexico State\* W 26-14

**1920-21**  
**Won 7, Lost 0**  
**Coach: J.F. McKale**  
 J28 at Miami YMCA W 28-22  
 Bisbee YMCA W 59-17  
 Mesa YMCA W 50-12  
 at New Mexico Tech W 75-11  
 at New Mexico Tech W 74-13  
 at Douglas YMCA W 67-30  
 at Bisbee YMCA W 54-25

**1921-22#**  
**Won 10, Lost 2**  
**Coach: James H. Pierce**  
 Mesa W 45-32  
 J21 Miami YMCA W 25-18  
 at N.M. Military J.C. W 52-8  
 at N.M. Military J.C. W 24-11  
 at New Mexico W 58-22  
 at New Mexico W 25-21  
 New Mexico State (1) W 36-6  
 New Mexico State W 35-14  
 USC W 36-28  
 USC L 20-46  
 at USC W 28-27  
 at USC L 15-26  
 (1) at El Paso, Texas  
 # Home games played at National Guard Armory

**1922-23#**  
**Won 17, Lost 3**  
**Coach: James H. Pierce**  
 J13 Arizona State W 29-20  
 J20 Miami YMCA W 29-27  
 J27 at Miami YMCA L 22-29  
 J29 at Phoenix Indians W 59-25  
 J30 at Phoenix J.C. W 46-13  
 J31 at Arizona State W 31-22  
 F2 New Mexico State W 46-14  
 F3 New Mexico State W 39-22  
 F9 at Bisbee YMCA W 25-20  
 F10 Phoenix J.C. W 41-18  
 F12 New Mexico W 59-13  
 F13 New Mexico W 38-5  
 F19 at UCLA L 30-43  
 F20 at UCLA W 33-22  
 F22 at USC W 23-18  
 F23 at USC W 24-8  
 F26 UCLA L 23-30  
 F27 UCLA L 32-22  
 M2 USC W 26-20  
 M3 USC W 27-16  
 # Home games played at National Guard Armory

**1923-24#**  
**Won 14, Lost 3**  
**Coach: Basil Stanley**  
 J12 Bisbee YMCA W 44-21  
 J19 Mesa Camels W 48-15  
 J26 at Arizona State W 39-24  
 J30 at Whittier W 47-12  
 F1 California (1) L 30-38  
 F2 California (1) W 23-14  
 F5 at USC L 15-36  
 F6 at USC L 26-31  
 F16 at Phoenix J.C. W 45-15  
 F22 Whittier W 55-24  
 F23 Whittier W 31-16  
 F25 at New Mexico State W 35-26  
 F26 at New Mexico State W 39-14  
 F27 at New Mexico Tech W 64-15  
 F28 at New Mexico Tech W 77-17  
 F29 at New Mexico W 34-15  
 M1 at New Mexico W 37-21  
 (1) at Oakland, Calif.  
 # Home games played at National Guard Armory

**1924-25#**  
**Won 7, Lost 4**  
**Coach: Walter Davis**  
 J17 Bisbee YMCA W 34-17  
 J24 Arizona State W 42-16  
 J31 Olson's Swedes W 43-34  
 F2 at Arizona State W 40-17  
 F3 at Gilbert Yellow Jackets L 15-24  
 F4 at Arizona State W 17-16  
 F9 Gilbert Yellow Jackets W 36-29  
 F17 at USC L 18-25  
 F18 at USC L 10-23  
 F27 New Mexico L 30-31  
 F28 New Mexico W 21-18  
 # Home games played at National Guard Armory

**1925-26**  
**Won 6, Lost 7**  
**Coach: Fred A. Enke**  
 J13 Arizona State W 30-24  
 J16 Arizona State L 18-23  
 J23 Phoenix J.C. W 51-9  
 F1 at Arizona State L 19-25  
 F2 at Arizona State W 32-21  
 F3 at Phoenix J.C. W 47-22  
 F8 at New Mexico L 22-34  
 F9 at New Mexico L 15-40  
 F10 at New Mexico Tech W 37-24  
 F11 at New Mexico State W 39-19  
 F12 at New Mexico State L 18-22  
 F19 at USC L 20-38  
 F20 at USC (2ot) L 28-30

**1926-27**  
**Won 13, Lost 4**  
**Coach: Fred A. Enke**  
 J10 Mesa Jaycees W 41-30  
 J14 at USC L 15-44  
 J15 at USC (ot) L 21-26  
 J17 at Alhambra A.C. W 28-24  
 J18 at Whittier W 23-19  
 J21 Arizona State W 29-18  
 J22 Arizona State W 32-25  
 J31 at Arizona State W 36-29  
 F1 at Arizona State W 43-25  
 F2 at Mesa Jaycees W 49-33  
 F3 at Phoenix J.C. W 36-30  
 F11 New Mexico State W 28-23  
 F12 New Mexico State W 37-15  
 F18 New Mexico L 29-34  
 F19 New Mexico W 27-26  
 M4 Whittier L 20-23  
 M5 Whittier W 31-18

**1927-28**  
**Won 13, Lost 3**  
**Coach: Fred A. Enke**  
 J11 Tulsa Eagles W 44-32  
 J13 Arizona State W 39-32  
 J14 Arizona State W 38-24  
 J20 Eastern Arizona J.C. W 31-15  
 J21 Eastern Arizona J.C. L 20-23  
 J30 Arizona State L 27-47  
 J31 at Chambers (1) W 66-26  
 F1 at Arizona State W 30-23  
 F2 at Coggins (ot) (1) W 39-38  
 F10 Northern Arizona W 28-25  
 F11 Northern Arizona L 30-40  
 F21 at New Mexico W 35-30  
 F22 at New Mexico W 37-32  
 F23 at New Mexico Tech W 49-16  
 F24 at New Mexico State W 58-29  
 F25 at New Mexico State W 41-31  
 (1) at Phoenix, Ariz.

**1928-29**  
**Won 19, Lost 4**  
**Coach: Fred A. Enke**  
 D20 USC L 31-35  
 D21 USC L 34-35  
 D31 at Chandler Millers W 45-27  
 J1 at Arizona Storage (1) W 33-25  
 J2 at Ryans (2) W 41-28  
 J3 at Eastern Arizona J.C. W 35-18  
 J4 at Eastern Arizona J.C. W 39-15  
 J5 at Bisbee YMCA W 46-19  
 J11 Eastern Arizona J.C. W 46-22  
 J12 Eastern Arizona J.C. W 44-26  
 J18 Arizona State W 36-18  
 J19 Arizona State W 54-20  
 J25 New Mexico State W 63-13  
 J26 New Mexico State W 56-18  
 F4 at Arizona State W 56-22  
 F5 at Arizona State W 43-21  
 F6 Phoenix J.C. W 46-19  
 F11 Phoenix J.C. W 59-5  
 F14 at Clarkdale Indpt. W 48-17  
 F15 at Northern Arizona L 26-30  
 F16 at Northern Arizona L 18-20  
 F22 New Mexico W 40-27  
 F23 New Mexico W 36-29  
 (1) at Phoenix, Ariz.  
 (2) at Globe, Ariz.

**1929-30**  
**Won 15, Lost 6**  
**Coach: Fred A. Enke**  
 D30 Phoenix Saunders W 27-19  
 D31 at Phoenix Saunders W 40-30  
 J1 at Yuma W 52-27  
 J3 at USC L 21-35  
 J4 at USC L 26-35  
 J10 Arizona State W 50-40  
 J11 Arizona State W 54-23  
 J18 at Northern Arizona W 29-16  
 J18 at Northern Arizona W 26-18  
 J20 UTEP W 38-31  
 J21 UTEP W 31-20  
 F3 at Arizona State W 48-40  
 F4 at Arizona State L 31-34  
 F5 at Ryan's (1) W 28-16  
 F10 DePaul L 16-29  
 F14 Northern Arizona W 37-17  
 F15 Northern Arizona W 46-24  
 F21 at New Mexico L 28-32  
 F22 at New Mexico W 28-26  
 F24 at New Mexico State L 42-46  
 F25 at New Mexico State W 23-15  
 (1) at Globe, Ariz.

**1930-31**  
**Won 9, Lost 6**  
**Coach: Fred A. Enke**  
 J9 Occidental W 25-23  
 J10 Occidental L 38-39  
 J16 Tucson Sporting Goods L 30-31 (ot)  
 J17 Tucson Sporting Goods W 32-28 (ot)  
 J23 Arizona State L 20-28  
 J24 Arizona State W 26-24  
 F3 at Arizona State L 20-38  
 F4 at Arizona State W 28-23  
 F6 New Mexico State W 39-33  
 F7 New Mexico State L 37-40  
 F12 at Ashfork Independ. W 35-24  
 F13 at Northern Arizona W 29-25  
 F14 at Northern Arizona L 24-27  
 F20 New Mexico W 31-25  
 F21 New Mexico W 27-23

**1931-32**  
**Won 18, Lost 2**  
**Coach: Fred A. Enke**  
**Border Conference Champions**  
 D4 UA Alumni All-Stars W 41-25  
 D5 UA Alumni All-Stars W 34-28  
 D11 Dixie J.C. W 41-27  
 D12 Dixie J.C. W 54-42  
 D19 USC W 28-26  
 J5 at Occidental W 63-27  
 J6 at Occidental W 53-25  
 J7 at LaVerne W 39-27  
 J8 at Pomona W 39-11  
 J15 \*Arizona State W 39-20  
 J16 \*Arizona State W 50-38  
 F1 \*at Arizona State W 51-24  
 F2 \*at Arizona State W 36-26  
 F3 at Phoenix Ramblers W 40-25  
 F12 \*Northern Arizona W 49-28  
 F13 \*Northern Arizona W 37-31  
 F19 \*at New Mexico L 28-30  
 F20 \*at New Mexico L 33-40  
 F22 \*at New Mexico State W 50-46  
 F23 \*at New Mexico State W 38-29  
 \* Border Conference game (8-2, 1st)



# Game-By-Game Results



ARIZONA

**1932-33**  
**Won 19, Lost 5**  
**Coach: Fred A. Enke**  
**Border Conference Champions**

D10	Levy's All-Stars	W	65-21
D11	Levy's All-Stars	W	43-29
D16	PBSW	W	40-29
D30	at Goldwater's	W	38-31
D31	at PBSW	W	28-22
J2	at Pasadena Majors	L	30-54
J3	at Whittier	W	37-28
J4	at Hancock Oil Co. (1)	L	27-37
J5	at LaVerne	W	42-24
J6	at Pomona	W	32-31
J7	at Yuma Independ.	W	92-25
J13	*Arizona State	W	32-30
J14	*Arizona State	W	30-29
J27	*New Mexico State	W	49-26
J28	*New Mexico State (ot)	L	36-38
F3	*at Arizona State	W	35-21
F4	*at Arizona State	W	21-16
F11	*at Northern Arizona	L	35-38
F12	*at Northern Arizona	L	28-31
F17	*New Mexico	W	47-25
F18	*New Mexico	W	38-29
F20	Pasadena Majors	W	41-39
F22	at Eastern Arizona J.C.	W	56-30
F23	at Eastern Arizona J.C.	W	38-33

\* Border Conference game (7-3, 1st)  
 (1) at Long Beach, Calif.

**1933-34**  
**Won 18, Lost 9**  
**Coach: Fred A. Enke**

D8	Sunset Dairy	W	44-21
D9	Sunset Dairy	W	37-25
D15	Toltecas	W	50-25
D16	Phoenix All-Stars	W	63-31
D23	at El Paso All-Stars	W	63-15
D26	at Oklahoma City	W	30-25
D27	at Southwestern, Kan.	L	26-34
D29	at Drake	W	36-35
J1	at Purdue	L	23-34
J2	at Illinois Wesleyan	L	44-49
J3	at DePaul	L	24-37
J4	at Notre Dame	L	24-46
J6	at Saint Louis	L	28-40
J15	*Texas Tech	L	29-33
J16	*Texas Tech	L	27-38
J19	*Arizona State	W	33-22
J20	*Arizona State	W	34-26
F2	*at Arizona State	W	39-24
F3	*at Arizona State	W	52-26
F9	Eastern Arizona J.C.	W	51-35
F10	Eastern Arizona J.C.	W	55-33
F16	*Northern Arizona	W	34-28
F17	*Northern Arizona	W	39-27
F23	*at New Mexico	W	33-32
F24	*at New Mexico	W	36-31
F26	*at New Mexico State	L	43-45
F27	*at New Mexico State	W	84-46

\* Border Conference game (9-3, 2nd)

**1934-35**  
**Won 11, Lost 8**  
**Coach: Fred A. Enke**

D14	Whittier	W	47-29
D15	Whittier	W	29-24
J11	Occidental	W	43-32
J12	Occidental	W	36-29
J18	*Arizona State	W	36-30
J19	*Arizona State	W	40-35
J26	at New Mexico Tech	W	30-13
F1	*at Arizona State	L	33-40
F2	*at Arizona State	W	49-39
F5	*New Mexico	W	38-37
F6	*New Mexico	W	41-38
F15	*at Northern Arizona	L	42-52
F16	*at Northern Arizona	L	47-48
F22	Douglas Stars	W	55-27
F23	Douglas Stars	L	39-40
F26	*at New Mexico	L	15-38
F27	*at New Mexico	L	28-43
M1	*at Texas Tech	L	25-63
M2	*at Texas Tech	L	38-53

\* Border Conference game (5-7, 4th)

**1935-36**  
**Won 16, Lost 7**  
**Coach: Fred A. Enke**  
**Border Conference Champions**

D13	All-Stars	W	33-29
D14	All Stars	L	23-34
D30	at Coggins (1)	W	36-19
D31	at Stapley's (1)	W	47-34
J3	at Whittier	W	29-21
J4	at Whittier	W	28-19
J7	California	L	31-33
J13	*Arizona State	W	34-27
J14	*Arizona State	W	40-39
J17	*UTEP	W	54-16

J18	*UTEP	W	36-25
J28	*at New Mexico State	L	29-37
J29	*at New Mexico State	W	46-45
J31	*at New Mexico	W	28-25
F1	*at New Mexico	L	23-25
F7	*at Arizona State	L	41-43
F8	*at Arizona State	W	38-34
F19	*Texas Tech	L	39-41
F20	*Texas Tech	W	57-43
F24	*Northern Arizona	W	44-41
F25	*Northern Arizona	W	48-38
F27	*New Mexico	W	41-25
F28	*New Mexico	L	27-40

\* Border Conference game (11-5, 1st)  
 (1) at Phoenix, Ariz.

**1936-37**  
**Won 14, Lost 11**  
**Coach: Fred A. Enke**

D2	USC	L	25-26
D17	Whittier	W	44-34
D18	Whittier	W	35-27
D28	Santa Clara (1)	L	25-45
D29	at San Jose State	W	36-24
D30	at California	L	22-55
J2	at Loyola Marymount	W	27-18
J8	*Arizona State	W	38-27
J9	*Arizona State	W	51-33
J15	*at Arizona State	W	37-36
J16	*at Arizona State	L	27-44
F1	*New Mexico	W	38-32
F2	*New Mexico (ot)	L	30-32
F5	*at Northern Arizona	L	17-42
F6	*at Northern Arizona	W	35-33
F12	*New Mexico State	L	45-47
F13	*New Mexico State	W	51-45
F19	*at UTEP	W	43-21
F20	*at UTEP	W	50-30
F22	*at Texas Tech	L	26-39
F23	*at Texas Tech	L	34-42
F25	*at New Mexico	W	37-26
F26	*at New Mexico	L	32-37
M1	Loyola Marymount	W	26-16
M2	Loyola Marymount	L	26-30

\* Border Conference game (9-7, 2nd)  
 (1) at San Jose, Calif.

**1937-38**  
**Won 13, Lost 8**  
**Coach: Fred A. Enke**

D17	Mesa Merchants	W	40-30
D18	at Tom's Tavern	W	39-27
D20	Stanford	L	28-44
J7	*Arizona State	L	41-52
J8	*Arizona State	L	34-37
J14	Funk's Jewelers	W	49-17
J15	Funk's Jewelers	W	39-26
J17	*Northern Arizona	W	47-42
J18	*Northern Arizona	W	32-28
F2	*Texas Tech	W	45-33
F3	*Texas Tech	L	26-30
F11	*at New Mexico State	L	44-46
F12	*at New Mexico State	L	39-61
F14	*at New Mexico	W	45-39
F15	*at New Mexico	W	43-35
F18	*at UTEP	W	47-31
F19	*at UTEP	W	44-40
F25	*New Mexico	W	60-49
F26	*New Mexico	W	53-47
F28	*at Arizona State	L	31-49
M1	*at Arizona State	L	38-44

\* Border Conference game (9-7, 2nd)

**1938-39**  
**Won 12, Lost 11**  
**Coach: Fred A. Enke**

D14	Tulane	W	34-28
D15	University of Mexico	L	31-40
D16	University of Mexico	W	32-20
J6	*at Arizona State	L	33-35
J7	*at Arizona State	L	36-40
J11	*UTEP	W	46-25
J12	*UTEP	W	33-32
J20	Jackson's All-Stars	W	46-34
J21	Jackson's All-Stars	W	50-40
J30	*Northern Arizona	L	35-40
J31	*Northern Arizona	L	35-48
F10	*at Texas Tech	L	24-53
F11	*at Texas Tech	L	37-52
F13	*at New Mexico State	L	49-61
F14	*at New Mexico State	L	42-45
F17	*New Mexico	W	56-40
F18	*New Mexico	W	63-40
F24	*Arizona State	L	43-50
F25	*Arizona State	W	48-44
M3	*at New Mexico	W	39-37
M4	*at New Mexico	W	45-41
M6	*at UTEP	W	49-46
M7	*at UTEP	L	30-42

\* Border Conference game (8-10, 5th)

**1939-40**  
**Won 15, Lost 10**  
**Coach: Fred A. Enke**  
**Border Conference Champions**

D21	Loyola Marymount	L	35-40
D22	Loyola Marymount	L	33-42
D28	Southeastern Oklahoma (1)L	L	24-32
D29	Texas Christian (1)	L	32-37
D29	West Texas State (1)	L	43-52
D30	Montana State (1)	L	32-39
J1	at Hardin-Simmons	W	40-31
J2	at Hardin-Simmons	W	50-28
J4	*at New Mexico State	L	41-70
J5	*at New Mexico State	W	52-49
J12	*Arizona State	W	37-35
J13	*Arizona State	W	36-34
F2	*at Northern Arizona	L	36-40
F3	*at Northern Arizona	W	40-32
F5	*at Arizona State	W	51-40
F6	*at Arizona State	L	37-39
F9	*New Mexico State	L	42-56
F10	*New Mexico State	W	56-45
F12	*Northern Arizona	W	39-38
F13	*Northern Arizona	W	55-35
F19	at Olson's Swedes	W	51-34
F23	*New Mexico	W	62-52
F24	*New Mexico	W	59-42
F26	*UTEP	W	51-44
F27	*UTEP	W	52-47

\* Border Conference game (12-4, 1st)  
 (1) at All-College Tournament, Oklahoma City, Okla.

**1940-41**  
**Won 11, Lost 7**  
**Coach: Fred A. Enke**

D12	Western New Mexico	L	30-33
D16	*Northern Arizona	W	38-29
J10	*Arizona State	W	55-40
J11	*Arizona State	W	51-38
J17	*New Mexico State	L	58-61
J18	*New Mexico State	W	46-37
J30	*at New Mexico State	W	45-33
J31	*at New Mexico	W	47-31
F1	*at New Mexico	L	23-33
F10	*at UTEP	L	35-47
F11	*at UTEP	L	44-55
F15	*New Mexico	W	62-35
F17	*UTEP	W	62-54
F21	Lilly Ice Cream	W	57-39
F22	Lilly Ice Cream	W	53-43
M3	*at Northern Arizona	W	55-46
M4	*at Northern Arizona	L	47-48
M5	*at Arizona State	L	34-51

\* Border Conference game (9-6, 2nd)

**1941-42**  
**Won 9, Lost 13**  
**Coach: Fred A. Enke**

D12	at Western New Mexico	L	24-46
D13	at Western New Mexico	W	39-37
D17	*West Texas State	L	52-71
D29	New Mexico Tech	W	43-38
D30	New Mexico Tech	W	51-30
J2	Stanford (1)	L	26-56
J3	Stanford (1)	L	33-54
J7	*Hardin-Simmons	W	50-26
J8	*Texas Tech	L	47-53
J17	*Arizona State	W	59-45
J26	*Northern Arizona (2)	L	36-44
J27	*at Arizona State	L	41-42
J31	*at New Mexico	L	41-50
F2	*at UTEP	L	43-46
F3	*at New Mexico State	W	56-48
F10	*UTEP	W	59-49
F11	*New Mexico	L	43-53
F13	*New Mexico State	W	53-25
F18	*at Hardin-Simmons	L	31-36
F19	*at Texas Tech	L	42-49
F20	*at West Texas State	L	59-66
M2	*Northern Arizona	W	44-31

\* Border Conference game (6-10, 6th)  
 (1) at Phoenix, Ariz.  
 (2) at Tempe, Ariz.

**1942-43#**  
**Won 22, Lost 2**  
**Coach: Fred A. Enke**  
**Border Conference Champions**

D12	Daniel's	W	81-23
D18	*at UTEP	W	58-35
D19	*at UTEP	W	62-44
J7	*UTEP	W	72-47
J8	*UTEP	W	57-46
J14	*Arizona State	W	49-35
J15	*Arizona State	L	39-41
J22	*at Arizona State	W	63-40
J23	*at Arizona State	W	43-29
J25	*at Northern Arizona	W	55-23
J26	*at Northern Arizona	W	67-49
F1	*Northern Arizona	W	71-42

F2	*Northern Arizona	W	84-27
F5	San Diego Marines	W	69-34
F6	San Diego Marines	W	69-42
F8	Williams Air Base	W	63-40
F12	Albuquerque AFB Flying Kellys	W	60-39
F13	Albuquerque AFB Flying Kellys	W	51-40
F17	*New Mexico (1)	W	55-40
F18	*Texas Tech (1)	L	35-47
F19	*New Mexico (1)	W	41-37
F19	*UTEP (1)	W	60-51
F20	*Texas Tech (1)	W	54-41
F20	*West Texas State (1)	W	47-39

\* Border Conference game (16-2, 1st)  
 (1) at Border Conf. Tourn., Albuquerque, N.M.  
 # Home games played at Tucson High due to Bear Down Gym use by Navy

**1943-44#**  
**Won 12, Lost 2**  
**Coach: Fred A. Enke**

D4	at Navy Pilots	W	54-36
D17	Davis-Monthan Air Base	W	62-35
D18	Marana Air Base	W	47-28
D29	Ryan Field Rockets	L	39-42
J8	at Davis-Monthan Air Base	L	28-43
J14	Consolidated-Vultee Air	W	36-25
J15	Marana Officers	W	51-37
J28	Davis-Monthan Enlisted	W	56-37
J29	Davis-Monthan Air Base	W	52-48
F9	at Marana Enlisted	W	43-42
F12	Davis-Monthan Air Base	W	62-58
F16	Marana Enlisted	W	59-44
F19	Consolidated-Vultee Air	W	67-36
F26	at Ryan Field Rockets	W	58-34

# Home games played at Tucson High due to Bear Down Gym use by Navy

**1944-45**  
**Won 7, Lost 11**  
**Coach: Fred A. Enke**

D2	Davis-Monthan Officers	W	42-40
D7	at Marana Air Base	L	38-58
D15	*at Arizona State	L	44-52
D16	*at Arizona State	L	41-48
J13	*Northern Arizona	W	44-38
J19	*Arizona State	W	39-36
J20	*Arizona State	W	39-37
J22	Marston's Supply (1)	L	37-51
J23	Williams Air Base (1)	L	33-42
J29	Davis-Monthan Enlisted	W	41-37
J31	Marana Air Base	L	31-51
F2	Davis-Monthan Gunnery	W	48-38
F3	Davis-Monthan Gunnery	W	38-32
F9	*at Northern Arizona	L	37-53
F10	*at Northern Arizona	L	36-47
F16	Douglas Air Base	L	46-51
F17	Douglas Air Base	L	37-48
F20	at Douglas Air Base	L	30-51

\* Border Conference game (3-4, 6th)  
 (1) at Phoenix, Ariz.

**1945-46**  
**Won 25, Lost 5**  
**Coach: Fred A. Enke**  
**Border Conference Champions**  
**National Invitation Tournament Participants**

D14	Williams Air Base	W	50-47
D15	Williams Air Base	W	45-35
D20	*at New Mexico	L	37-42
D21	*at New Mexico	W	47-38
D22	at Ft. Bliss (1)	L	61-72
D27	at San Diego State	L	36-39
D28	at San Diego State	W	38-33
D29	at San Diego NTC	W	44-38
J5	*New Mexico State	W	64-27
J10	*Arizona State	W	58-30
J11	*Arizona State		



**1946-47**  
**Won 21, Lost 3**  
**Coach: Fred A. Enke**  
**Border Conference Champions**

D9	Mesa Jaycees	W	70-46
D12	*West Texas State	W	54-43
D13	*Texas Tech	W	69-47
D20	Webbco	W	65-49
D21	San Diego State	W	73-36
D27	Morehead State (1)	W	64-63
D28	Miami, Ohio (2)	L	57-60
D31	at Wayne State	W	59-46
J2	at Michigan State	W	45-43
J9	*at UTEP	W	74-51
J10	*at New Mexico State	W	86-37
J11	*at New Mexico	W	58-40
J17	*Northern Arizona	W	50-27
J25	*at Arizona State	W	61-50
J27	*at Northern Arizona	W	52-37
F1	*Arizona State	W	63-41
F7	*New Mexico	W	67-37
F8	*New Mexico State	W	80-66
F10	at Webbco	W	53-48
F13	*Hardin-Simmons	W	70-54
F20	*at Hardin-Simmons	W	60-48
F21	*at Texas Tech	L	49-61
F22	*at West Texas State	L	57-62
F26	*UTEP	W	69-57

\* Border Conference game (14-2, 1st)  
 (1) at Louisville, Ky.  
 (2) at Cincinnati, Ohio

**1947-48**  
**Won 19, Lost 10**  
**Coach: Fred A. Enke**  
**Border Conference Champions**

D12	Alumni	W	55-42
D13	Alumni	W	66-57
D18	Baylor	W	62-54
D20	Loyola Marymount	W	60-49
D23	San Diego State	W	60-44
D27	at St. Francis, N.Y. (1)	L	70-79
D30	at St. Joseph's, Pa. (2)	W	61-57
J1	at Canisius	L	50-59
J2	at Duquesne	L	51-54
J5	at Bradley	L	66-91
J8	*at West Texas State	W	72-69
J9	*at Texas Tech	L	38-65
J10	*at Hardin-Simmons	L	53-54
J14	*Texas Tech	W	61-37
J15	*West Texas State	W	67-51
J24	*at Arizona State	W	47-46
J26	*at Northern Arizona	L	36-38
J29	University of Mexico	W	87-45
J31	*at Northern Arizona	W	72-39
F4	*New Mexico State	W	65-53
F5	*New Mexico	W	58-46
F12	*at New Mexico	W	62-59
F13	*at New Mexico State	L	56-58
F14	*at UTEP	W	68-49
F19	*Hardin-Simmons	W	53-34
F21	*Arizona State	W	61-58
F25	*UTEP	W	93-50
M12	Baylor (3)	L	59-65
M13	Baylor (3)	L	54-64

\* Border Conference game (12-4, 1st)  
 (1) at Madison Square Garden, New York, N.Y.  
 (2) at Convention Hall, Philadelphia, Pa.  
 (3) at NCAA District 6 Playoff, Dallas, Texas

**1948-49**  
**Won 17, Lost 11**  
**Coach: Fred A. Enke**  
**Border Conference Champions**

D10	Loyola Marymount	W	52-51
D14	San Diego State	W	60-41
D18	at Washington U., St. Louis	L	43-55
D20	at West Virginia	L	58-61
D21	at Duquesne	L	51-57
D23	at Louisville	L	50-69
D28	North Carolina (1)	L	49-60
J6	*at Hardin-Simmons	W	50-43
J12	*New Mexico	W	57-53
J15	*New Mexico State	W	71-36
J22	*at Northern Arizona	W	60-39
J24	*at Arizona State	W	45-44
J28	at St. Mary's, Calif. (2)	L	50-58
J29	at San Francisco (2)	L	49-56
F2	*Texas Tech	W	49-25
F3	*West Texas State	W	61-59
F7	Pittsburgh	W	52-47
F10	*at West Texas State	L	46-52
F11	*at Texas Tech	L	58-60
F12	*at Hardin-Simmons	W	43-40
F17	*UTEP	W	63-48
F19	*Arizona State	W	63-60
F25	*Northern Arizona	W	55-38
F28	*at UTEP (ot)	L	69-70
M1	*at New Mexico State	W	57-50
M2	*at New Mexico	W	66-57
M9	Baylor (3)	W	55-47

M10	Arkansas (3)	L	44-65
-----	--------------	---	-------

\* Border Conference game, (13-3, 1st)  
 (1) at Camelia Bowl Tourn., Lafayette, La.  
 (2) at Cow Palace, San Francisco, Calif.  
 (3) at NCAA District 6 Playoff, Dallas, Texas

**1949-50**  
**Won 26, Lost 5**  
**Coach: Fred A. Enke**  
**Sun Bowl Tournament Champions**  
**Border Conference Champions**  
**National Invitation Tournament Participants**

D2	San Diego NAS	W	54-41
D3	San Diego NAS	W	88-50
D9	Culver-Stockton (1)	W	74-45
D13	Cal.Poly-SLO	W	63-53
D16	Texas A&M (2)	W	56-50
D17	Texas (2)	L	50-58
D27	Texas A&M	W	59-46
D30	New Mexico (3)	W	65-52
D31	UTEP (3)	W	55-47
J7	*at Northern Arizona	W	69-44
J11	*UTEP	W	80-58
J14	*New Mexico State	W	71-54
J16	*at Arizona State	W	81-61
J20	*West Texas State	W	67-59
J27	at St. Mary's, Calif. (4)	W	67-57
J28	at Loyola Marymount	L	54-61
J30	Santa Clara (5)	W	80-64
F1	Santa Clara	W	63-45
F4	*Arizona State	W	73-51
F9	*at New Mexico	W	57-53
F10	*at New Mexico State	W	67-58
F11	*at UTEP	W	72-49
F15	*Texas Tech	W	60-54
F18	*Northern Arizona	W	64-58
F20	Beloit	W	71-61
F22	*New Mexico	W	71-62
F27	*at Hardin-Simmons	L	53-57
F28	*at Texas Tech	W	72-65
M1	*at West Texas State	L	42-61
M6	*Hardin-Simmons	W	63-41
M11	LaSalle (6)	L	66-72

\* Border Conference game (14-2, 1st)  
 (1) at Douglas, Ariz.  
 (2) at San Antonio, Texas  
 (3) at Sun Bowl Tourn., El Paso, Texas  
 (4) at Cow Palace, San Francisco, Calif.  
 (5) at Phoenix, Ariz.  
 (6) at National Invitation Tournament, New York, N.Y.

**1950-51**  
**Won 24, Lost 6**  
**Coach: Fred A. Enke**  
**Border Conference Champions**  
**National Invitation Tournament Participants**  
**NCAA Tournament Participants**

D1	San Diego NAS	W	83-53
D2	San Diego NAS	W	90-38
D11	Whittier	W	79-59
D16	San Diego State	W	68-38
D20	*UTEP	W	63-52
D22	Southern Mississippi	W	90-56
D26	at Canisius	L	52-55
D28	C.C.N.Y. (1)	W	41-38
D30	at West Virginia	W	68-67
J1	at Duquesne	L	63-65
J6	*Northern Arizona	W	83-44
J11	*at West Texas State	W	59-53
J12	*at Texas Tech	W	57-56
J13	*at Hardin-Simmons	W	67-55
J20	*at Northern Arizona	W	69-39
J26	UCLA (2)	L	63-69
J27	at San Jose State	W	62-55
J29	Long Island	W	62-61
F2	*West Texas State	W	74-48
F5	*Hardin-Simmons	W	69-53
F9	*Arizona State	W	87-66
F12	*at New Mexico	W	77-54
F13	*at New Mexico State	L	66-67
F14	*at UTEP	W	79-54
F19	*New Mexico State	W	75-46
F24	*New Mexico	W	63-58
F26	*Texas Tech	W	78-68
M5	*at Arizona State	W	71-59
M13	Dayton (3)	L	68-74
M21	Kansas State (4)	L	59-61

\* Border Conference game (15-1, 1st)  
 (1) at Madison Square Garden, New York, N.Y.  
 (2) at Cow Palace, San Francisco, Calif.  
 (3) at National Invitation Tournament, New York, N.Y.  
 (4) at NCAA Tournament, Kansas City, Mo.

**1951-52**  
**Won 11, Lost 16**  
**Coach: Fred A. Enke**

N26	San Diego Marines (Ex.)	W	69-54
N27	Camp Pendleton (Ex.)	W	55-46
D1	at Brigham Young	L	62-68
D8	Kansas State+	L	57-76
D12	Loyola	W	68-60
D15	San Diego NTC (Ex.)	W	84-62
D18	Wichita State	W	73-61
D20	St. Mary's, Calif.	L	64-71
D27	at New York University (1)	L	76-103
D29	at Canisius	L	78-89
D31	Minnesota (2)	L	61-73
J3	at Bradley	L	59-98
J5	at Kansas State	L	52-78
J12	*Northern Arizona	W	70-57
J14	*Hardin-Simmons	W	65-43
J17	*Texas Tech	W	77-68
J28	*at Northern Arizona	W	57-55
F1	*at New Mexico State	L	50-59
F2	*at UTEP	L	64-70
F7	*West Texas State	L	57-59
F11	*Arizona State	W	77-69
F14	*at West Texas State	L	73-79
F15	*at Texas Tech	L	57-84
F16	*at Hardin-Simmons	L	63-66
F20	*UTEP	W	83-58
F25	*New Mexico State	L	55-65
F28	*at Arizona State	L	59-87

\* Border Conference game (6-8, T3rd)  
 (1) at Madison Square Garden, New York, N.Y.  
 (2) at Milwaukee, Wis.  
 + 81-game homecourt win streak ended

**1952-53**  
**Won 13, Lost 11**  
**Coach: Fred A. Enke**  
**Border Conference Co-Champions**

D2	Camp Pendleton (Ex.)	W	63-65
D5	San Diego Marines (Ex.)	W	86-77
D8	San Diego NTC (Ex.)	W	54-78
D13	Centenary	L	57-59
D16	San Diego State	W	68-64
D17	LaSalle	L	68-87
D27	Arkansas (1)	L	51-68
D29	Texas A&M (1)	W	66-49
D30	TCU (1)	L	48-63
J2	Mississippi (2)	L	70-75
J3	at Memphis State (2)	L	56-75
J9	*at UTEP	W	63-54
J10	*at New Mexico State	W	51-46
J14	*UTEP	W	66-54
J17	*New Mexico State	W	52-50
J26	*at Northern Arizona	W	90-70
J31	*at Arizona State	L	73-75
F2	Bradley	L	62-65
F4	*Hardin-Simmons	W	72-67
F10	*Northern Arizona	W	69-54
F12	*Arizona State	W	65-60
F16	*at Hardin-Simmons	L	61-77
F17	*at Texas Tech	L	80-100
F18	*at West Texas State	W	61-51
F23	*Texas Tech	W	79-63
M2	*West Texas State	W	65-51
M6	Hardin-Simmons (3) (ot)	L	61-67

\* Border Conference game (11-3, T1st)  
 (1) at Southwest Conference Holiday Tourn., Dallas, Texas  
 (2) at Memphis Invitational, Memphis, Tenn.  
 (3) at Border Conference Tourn., Abilene, Texas

**1953-54**  
**Won 14, Lost 10**  
**Coach: Fred A. Enke**

D4	Northern Arizona	W	70-60
D11	at UCLA	L	45-90
D12	at UCLA	L	48-84
D15	Centenary	W	79-64
D18	San Jose State	W	81-77
D21	Utah	L	57-65
D26	USC	W	57-55
D28	at Bradley	L	55-79
D29	at Beloit	L	65-89
D31	at Canisius	W	79-58
J2	at Niagara	L	46-79
J8	*Texas Tech	L	62-78
J11	*at UTEP	L	57-75
J12	*at New Mexico State	W	67-65
J22	*Arizona State	W	79-65
F1	Bradley	W	87-74
F6	*New Mexico State	W	71-63
F8	*at Arizona State	W	82-75
F12	*West Texas State	W	61-52
F13	*Hardin-Simmons	W	59-55
F20	*at West Texas State	L	79-79
F22	*at Texas Tech	L	68-97
F23	*at Hardin-Simmons	W	78-72
M1	*UTEP	W	56-52

\* Border Conference game (8-4, 3rd)

**1954-55**  
**Won 8, Lost 17**  
**Coach: Fred A. Enke**

D2	Northern Arizona	W	68-58
D6	Kansas State	W	86-81
D10	at Utah	L	44-77
D11	at Utah	L	68-83
D17	Colorado State	L	62-67
D18	Colorado State	W	81-59
D21	at Stanford	L	56-66
D28	Tulsa (1)	L	49-71
D29	at Wichita State (1)	L	64-87
D30	at Southern Mississippi	W	79-72
J1	at New Mexico	L	65-71
J14	*Hardin-Simmons	W	77-68
J15	*West Texas State	W	73-72
J24	at Northern Arizona	L	72-79
J29	*at Arizona State	L	74-92
F2	Bradley	W	88-77
F4	*at West Texas State	L	66-82
F5	*at Texas Tech	L	70-82
F6	*at Hardin-Simmons	L	58-71
F12	*New Mexico State	W	60-49
F14	*UTEP	L	58-60
F18	*Texas Tech	L	63-68
F23	*UTEP	L	45-70
F24	*at New Mexico State	L	62-83
M2	*Arizona State (ot)	L	103-104

\* Border Conference game (3-9, 6th)  
 (1) at Wichita Tournament, Wichita, Kan.

**1955-56**  
**Won 11, Lost 15**  
**Coach: Fred A. Enke**

D2	San Diego State	W	80-74
D3	Northern Arizona	W	96-67
D9	at Utah	L	45-119
D10	at Utah	L	63-93
D14	Hamline	W	71-63
D16	San Jose State	L	63-68
D19	California	L	74-84
D21	Memphis State (ot)	L	92-98
D27	at Louisville (1)	L	83-103
D28	Ohio University (1)	L	76-91
D29	Bowling Green (1)	L	75-92
J2	at Murray State	L	73-93
J6	*at New Mexico State	L	35-68
J7	*at UTEP	W	60-54
J11	*Texas Tech	W	78-85
J13	*West Texas State	W	69-64
J18	*Arizona State	W	89-76
J30	at Northern Arizona	W	77-74
F1	UC-Santa Barbara	W	68-53
F4	*at Texas Tech	L	67-105
F6	*at West Texas State	W	78-76
F7	*at Hardin-Simmons	L	63-71
F11	*New Mexico State	W	75-71
F13	*UTEP (ot)	L	84-85
F18	*Hardin-Simmons	W	83-73
F25	*at Arizona State	L	88-96

\* Border Conference game (6-6, 5th)  
 (1) at Kentucky Invitational, Louisville, Ky.

**1956-57**  
**Won 13, Lost 13**  
**Coach: Fred A. Enke**

D1	Northern Arizona	W	79-57
D3	Hamline	W	79-74
D7	at Utah	L	55-66
D8	at Utah	L	65-89
D13	New Mexico	W	74-55
D17	Murray State	W	81-70
D19	Colorado State	W	73-63
D22	California	L	49-70
D28	at Tennessee	L	66-70
D29	at Vanderbilt	L	76-107
J1	at Memphis State	L	76-93
J3	at Oklahoma City	L	55-80
J7	Texas Tech	W	79-63
J11	*at New Mexico State	L	73-77
J12	*at UTEP	L	69-93
J26	UC-Santa Barbara	W	72-67
J28	at Northern Arizona (ot)	W	103-93
F2	*New Mexico State	W	69-47
F4	*UTEP	W	73-52
F8	*West Texas State	W	77-67
F12	*Hardin-Simmons	L	69-80
F16	*at Arizona State	W	96-90
F23	*at Hardin-Simmons	L	69-80
F25	at Texas Tech	L	84-100
F26	*at West Texas State	L	67-



# Game-By-Game Results



ARIZONA

**1957-58**  
**Won 10, Lost 15**  
**Coach: Fred A. Enke**

D2	Northern Arizona	W	64-59
D7	at Iowa	L	63-80
D9	at Bradley	L	52-91
D11	at Washington U., St. Louis	L	52-61
D13	Pacific	W	82-74
D17	Cal Poly-SLO	W	66-65
D20	Loyola Marymount	W	77-67
D21	USC	W	78-72
D27	at San Jose State	L	63-77
D28	Santa Clara (1)	L	55-66
D30	Michigan	L	76-88
J4	*at UTEP	W	71-67
J6	*at New Mexico State	L	51-71
J11	at San Diego State	L	76-83
J18	*Hardin-Simmons	L	73-75
J25	*West Texas State	L	62-72
J27	at Northern Arizona	L	70-85
F1	*New Mexico State	W	68-66
F3	*UTEP	W	60-59
F5	Bradley	L	58-71
F8	*at West Texas State	L	49-80
F10	*at Hardin-Simmons	W	69-52
F15	San Diego Marines (Ex.)	L	74-83
F22	*Arizona State	L	66-70
F26	Cal State-Los Angeles	W	84-68
M3	*at Arizona State	L	76-78

\* Border Conference game (4-6, T4th)  
 (1) at San Jose, Calif.

**1958-59**  
**Won 4, Lost 22**  
**Coach: Fred A. Enke**

D2	Western New Mexico	W	71-61
D6	Northern Arizona	L	66-72
D12	Cal State-Los Angeles	L	77-81
D13	UC-Santa Barbara	W	74-69
D19	at Utah State	L	57-83
D20	at Idaho State	L	58-86
D22	at Idaho State	L	51-71
D26	at Stanford	L	59-74
D27	at California	L	46-90
D29	at Pacific	L	61-70
J2	San Jose State	L	62-64
J3	Santa Clara	L	38-79
J10	*at West Texas State	L	76-90
J12	*at Hardin-Simmons	L	50-68
J24	*at Arizona State	L	72-88
J26	at Northern Arizona	L	69-97
J31	*UTEP	L	66-76
F2	*New Mexico State	L	58-66
F7	*Arizona State	L	62-85
F9	at Cal State-Los Angeles	L	72-86
F14	*Hardin-Simmons	W	66-64
F16	*West Texas State	L	78-84
F21	*at New Mexico State	L	61-80
F23	*at UTEP	L	51-76
F28	at Air Force Academy	L	62-115
M2	at New Mexico	W	80-77

\* Border Conference game (1-9, 6th)

**1959-60**  
**Won 10, Lost 14**  
**Coach: Fred A. Enke**

D2	Western New Mexico	W	73-68
D5	Northern Arizona	W	76-62
D11	at UC-Santa Barbara	L	78-84
D12	at Cal State-LA	L	74-82
D15	San Diego State	W	65-50
D18	San Diego Marines (Ex.)	L	67-87
D22	at Washington State	L	58-64
J2	at Colorado State	L	64-103
J4	at Regis	L	69-74
J5	at Northern Colorado	L	71-82
J9	*New Mexico State	L	53-70
J11	*UTEP	W	62-55
J15	*Hardin-Simmons	W	72-58
J23	*Arizona State	L	61-71
J27	at Northern Arizona	L	69-77
J30	*at Hardin-Simmons	L	63-81
F1	*at West Texas State	L	68-80
F6	Cal State-Los Angeles	W	104-84
F8	*West Texas State	W	77-62
F10	New Mexico	W	64-62
F13	Fresno State	L	68-69
F20	at Air Force Academy	W	73-66
F27	*at UTEP	W	100-77
F29	*at New Mexico State	L	46-76
M5	*at Arizona State	L	71-76

\* Border Conference game (4-6, 4th)

**1960-61**  
**Won 11, Lost 15**  
**Coach: Fred A. Enke**

D2	Colorado	L	72-82
D3	Colorado	L	60-83
D6	Northern Arizona	W	78-59
D8	Cal State-Los Angeles	W	92-90
D13	Eastern New Mexico	W	118-66

D16	at New Mexico	L	73-79
D17	at Air Force Academy	L	67-76
D19	at Iowa	L	64-105
D21	at Nebraska	L	55-79
D27	at UC-Santa Barbara (ot)	W	80-75
D29	Idaho State	L	64-75
J4	Regis	W	79-61
J7	*UTEP	W	74-71
J9	*New Mexico State	L	64-89
J12	at UCLA	L	68-90
J25	at Northern Arizona	W	67-49
J26	*at West Texas State	W	81-77
J30	*at Hardin-Simmons	L	80-84
F4	*at Arizona State	L	78-94
F11	*West Texas State	W	66-63
F13	*Hardin-Simmons	W	83-68
F18	*at UTEP	W	74-65
F20	*at New Mexico State	L	68-73
F25	*Arizona State	L	75-94
M3	at UC-Santa Barbara	L	60-76
M4	at Cal State-Los Angeles	L	76-107

\* Border Conference game (5-5, 3rd)

**1961-62**  
**Won 12, Lost 14**  
**Coach: Bruce Larson**

D1	Utah	L	62-71
D2	Utah State	L	54-67
D5	Northern Arizona	W	70-52
D8	at Colorado	L	51-72
D9	at Colorado	L	57-60
D15	Pittsburgh (1)	L	58-83
D16	Duke (1)	L	47-78
D18	at Kansas State	L	43-59
D22	Northern Colorado	W	77-50
D23	New Mexico	W	85-63
D29	Brigham Young	W	60-58
D30	Denver	W	71-57
J4	Hardin-Simmons	W	101-62
J6	West Texas State	W	76-68
J11	at New Mexico State	L	55-68
J13	at UTEP (ot)	L	56-57
J20	Arizona State	L	67-73
J31	Cal State-Los Angeles	W	80-60
F3	New Mexico State	W	68-67
F5	UTEP	W	57-52
F10	at Hardin-Simmons	W	86-74
F12	at West Texas State	L	72-87
F17	at Northern Arizona	W	68-59
F23	Air Force Academy	L	63-70
F24	at Western New Mexico	L	71-74
F27	at Arizona State	L	53-67

(1) at Steel Bowl Tourn., Pittsburgh, Pa.

**1962-63**  
**Won 13, Lost 13**  
**Coach: Bruce Larson**

D1	Fresno State	W	75-67
D3	at Wisconsin	W	51-46
D8	Northern Arizona	W	62-60
D14	at Colorado State	L	65-75
D15	at Air Force Academy	L	46-57
D19	Idaho State	W	57-51
D22	Colorado	W	60-52
D26	Iowa (1)	L	56-57
D27	Washington State (1)	W	67-57
D29	Seattle (1)	L	59-75
J2	Hamline	W	82-47
J4	at UTEP	L	55-76
J5	at New Mexico State (ot)	W	63-59
J11	*Utah (ot)	L	50-52
J12	*Brigham Young	L	75-80
J17	*at Wyoming	L	72-84
J18	*at New Mexico	L	48-59
J30	at Northern Arizona	W	71-63
F2	New Mexico State	W	63-40
F4	UTEP	L	50-65
F9	*at Arizona State	L	54-73
F15	*at Brigham Young	L	72-77
F16	*at Utah	W	74-70
F22	*New Mexico	W	49-46
F23	*Wyoming	W	84-63
M4	*Arizona State	L	53-58

\* Western Athletic Conference game (3-7, T5th)  
 (1) at Far West Classic, Portland, Ore.

**1963-64**  
**Won 15, Lost 11**  
**Coach: Bruce Larson**  
**Evansville Tournament Champions**

D4	Evansville	L	58-61
D6	at Colorado	L	60-75
D7	at Colorado State	L	45-57
D10	Denver	W	74-64
D13	San Jose State	W	63-44
D14	Northern Arizona	W	96-57
D18	California	W	64-58
D21	at Utah State	L	60-64
D27	Maryland (1)	W	57-54
D28	Evansville (1)	W	78-61
D30	at Bradley	L	59-67

J6	Seattle	W	59-53
J10	Colorado State	W	57-55
J11	New Mexico State	W	72-40
J16	*at New Mexico	L	50-59
J18	*at Wyoming	L	69-71
J30	at Northern Arizona	W	83-71
F1	USC	W	71-63
F8	*Arizona State	L	66-67
F14	*Utah	W	85-72
F15	*Brigham Young	W	80-67
F21	*Wyoming	W	81-69
F22	*New Mexico	W	54-46
F28	*at Utah	L	73-86
F29	*at Brigham Young	L	71-84
M4	*at Arizona State	L	69-72

\* Western Athletic Conference game (4-6, 4th)  
 (1) at Evansville Tournament, Evansville, Ind.

**1964-65**  
**Won 17, Lost 9**  
**Coach: Bruce Larson**

D1	at Seattle	W	76-71
D4	Pepperdine	W	78-49
D7	Texas Tech	W	77-75
D11	at California	L	55-57
D12	at San Jose State	L	59-66
D19	Cal State-Hayward	W	86-44
D23	UTEP	W	77-40
D28	UCLA (1)	L	79-99
D29	Washington (1)	W	77-63
D30	USC (1)	W	57-55
J7	*at Wyoming (ot)	W	62-60
J9	*at New Mexico	L	42-64
J11	Northern Arizona	W	81-50
J15	*Brigham Young	W	75-73
J16	*Utah	W	57-48
J27	at Northern Arizona	W	89-63
J28	San Francisco	W	71-56
J30	Memphis State	W	99-64
F3	Bradley (3 ot)	W	85-83
F6	at UTEP	L	39-51
F13	*at Arizona State	L	69-76
F19	*Wyoming	W	78-77
F20	*New Mexico	L	66-70
F26	*at Brigham Young	L	88-92
F27	*at Utah	L	72-100
M3	*Arizona State	W	97-87

\* Western Athletic Conference game (5-5, T2nd)  
 (1) at Los Angeles Classic, Los Angeles, Calif.

**1965-66**  
**Won 15, Lost 11**  
**Coach: Bruce Larson**

D1	at Northern Arizona	W	74-69
D4	at Memphis State	W	94-69
D6	at Texas Tech	L	72-77
D9	Pacific	W	71-61
D11	Northern Arizona	W	68-58
D15	Seattle	W	73-64
D20	Colorado (3 ot)	L	73-77
D22	San Jose State	W	56-47
D27	at Denver	L	70-72
D29	California (1)	W	62-58
D30	Seattle (1) (ot)	L	74-79
J7	*at Utah	L	78-87
J8	*at Brigham Young	L	74-87
J15	Southern Illinois	W	82-62
J22	*Arizona State	L	65-68
J28	Stanford	W	94-54
J31	at UCLA	L	67-84
F4	*New Mexico (2 ot)	W	83-77
F5	*Wyoming	W	76-70
F10	at UTEP (ot)	L	72-81
F12	Cal Poly-Pomona	W	79-70
F18	*Utah	W	71-68
F19	*Brigham Young	W	76-62
F26	*at Arizona State	W	91-80
M3	*at New Mexico	L	69-83
M5	*at Wyoming	L	66-104

\* Western Athletic Conference game (5-5, 3rd)  
 (1) at Northwest Holiday Tournament, Seattle, Wash.

**1966-67**  
**Won 8, Lost 17**  
**Coach: Bruce Larson**

D2	at San Jose State	W	79-68
D3	at San Francisco	L	46-60
D7	Hardin-Simmons	W	80-65
D9	Texas Tech	W	64-49
D12	Weber State	W	62-57
D15	Northern Arizona	L	67-82
D17	at Colorado	L	74-91
D19	at Stanford	L	67-82
D23	Harvard	W	59-58
D27	Illinois (1)	L	77-93
D29	Arkansas (1)	L	61-65
D30	Wisconsin (1)	L	77-104
J7	*at Arizona State	L	67-73
J13	*Brigham Young	L	64-77
J14	*Utah	W	74-70

J19	Phillips Oilers (Ex.)	W	74-107
J30	at Northern Arizona	L	75-82
F2	*at Wyoming	L	73-75
F4	*at New Mexico	L	50-81
F9	UTEP	L	65-75
F11	New Mexico State	L	61-66
F13	Japanese Olympic Team (Ex.)	L	82-65
F17	*New Mexico	W	70-64
F18	*Wyoming	L	59-68
F25	*Arizona State	W	92-65
M3	*at Utah	L	72-88
M4	*at Brigham Young	L	58-70

\* Western Athletic Conference game (3-7, 5th)  
 (1) at Los Angeles Classic, Los Angeles, Calif.

**1967-68**  
**Won 11, Lost 13**  
**Coach: Bruce Larson**

D1	San Jose State	W	94-59
D4	Weber State	W	73-67
D7	Northern Arizona	W	82-74
D9	at UTEP (ot)	L	66-67
D15	at Creighton	L	66-70
D16	at Southern Illinois	W	65-50
D18	Colorado	W	76-67
D22	Houston	L	76-81
D23	North Texas State	L	62-65
D27	St. Francis, Pa. (1)	L	71-85
D28	Villanova (1)	L	59-75
J6	*Arizona State	W	74-69
J12	*at Brigham Young	L	62-72
J13	*at Utah	L	77-83
J19	Air Force	W	75-68
J30	Northern Arizona	W	75-68
F2	*Wyoming	L	85-90
F3	*New Mexico	W	69-68
F9	at New Mexico State	L	75-93
F17	*at Arizona State	L	61-78
F22	*at New Mexico	L	74-102
F24	*at Wyoming	L	69-79
M1	*Utah	W	89-79
M2	*Brigham Young	W	96-85

\* Western Athletic Conference game (4-6, T4th)  
 (1) at Quaker City Tournament, Philadelphia, Pa.

**1968-69**  
**Won 17, Lost 10**  
**Coach: Bruce Larson**

D3	Northern Arizona	W	86-69
D5	at Houston	L	64-85
D7	at Texas Tech (ot)	W	85-80
D11	New Mexico State	L	72-78
D14	at Northern Arizona	L	73-76
D17	Evansville	W	102-88
D19	at Colorado	L	69-70
D23	Nebraska	W	68-63
D26	Purdue (1)	L	72-98
D28	Stanford (1)	W	75-64
D30	West Virginia (1)	W	77-60
J3	Idaho State	W	92-48
J4	Seattle	W	75-66
J7	Eastern Michigan	W	89-72
J11	*at Arizona State	W	81-80
J16	Creighton	W	72-63
J23	*Brigham Young	W	76-70
J25	*Utah	W	90-64
J31	Loyola Marymount	W	93-65
F1	UTEP	W	75-66
F6	*at Wyoming	L	72-73
F8	*at New Mexico	L	



# Game-By-Game Results

F14	*at Brigham Young	L	78-93
F19	*New Mexico	W	80-78
F21	*UTEP	W	86-72
F26	*at Wyoming	L	74-93
F28	*at Colorado State	L	80-94
M4	*at Arizona State	W	90-89

\* Western Athletic Conference game (8-6, 4th)  
(1) at Evansville Tournament, Evansville, Ind.

**1970-71**  
**Won 10, Lost 16**  
**Coach: Bruce Larson**  
**Poinsettia Classic Champions**

D1	at Seattle	W	78-74
D4	California	L	79-87
D5	Butler	W	108-92
D9	at New Mexico State	L	74-76
D11	at Baylor	L	91-101
D12	at Texas Tech	L	67-79
D18	San Jose State	W	100-77
D22	at Northern Arizona	W	85-70
D28	Texas A&M (1)	W	90-76
D29	Mississippi State (1)	W	77-75
D31	at Florida State	L	85-95
J4	DePauw	W	105-68
J7	*at Colorado State	L	65-90
J9	*at Wyoming	L	65-91
J16	*at Arizona State	L	83-112
J28	*Utah	L	86-99
J30	*Brigham Young	W	81-76
F4	*at New Mexico	L	77-81
F6	*at UTEP	L	66-80
F12	*Wyoming	W	98-81
F13	*Colorado State	L	71-74
F20	*Arizona State	L	83-95
F26	*at Brigham Young	L	83-95
F27	*at Utah	L	91-102
M5	*UTEP	W	82-77
M6	*New Mexico	L	83-93

\* Western Athletic Conference game (3-11, 8th)  
(1) at Poinsettia Classic, Greenville, S.C.

**1971-72**  
**Won 6, Lost 20**  
**Coach: Bruce Larson**

D2	at Iowa State	L	54-71
D4	at California	L	76-79
D6	UC-Riverside#	W	73-72
D9	San Diego State#	L	67-69
D13	at New Mexico State	L	73-89
D17	Cal. State-Los Angeles#	L	81-86
D20	South Alabama#	L	66-76
D22	San Francisco#	L	62-70
D27	UC-Santa Barbara#	L	63-97
D29	Ohio State (1)	L	47-90
D30	Texas (1)	L	69-86
J7	*at Utah	W	78-76
J8	*at Brigham Young	L	67-88
J14	*Colorado State	W	78-74
J15	*Wyoming	W	75-66
J22	Northern Arizona#	W	70-65
J28	*at UTEP	L	50-68
J29	*at New Mexico	L	55-61
F5	*Arizona State	L	78-91
F11	*Brigham Young	L	78-89
F12	*Utah	L	73-82
F18	*at Wyoming	L	55-71
F19	*at Colorado State	L	67-87
F24	*New Mexico	W	53-51
F26	*UTEP	L	48-63
M4	*at Arizona State	L	75-83

\* Western Athletic Conference game (4-10, 7th)  
(1) at Bruin Classic, Los Angeles, Calif.  
# Games played at Tucson Community Center

**1972-73**  
**Won 16, Lost 10**  
**Coach: Fred Snowden**

N29	Cal. State-Bakersfield	W	94-87
D2	at San Francisco	L	75-94
D4	at Stanford	L	68-75
D7	USC	W	71-69
D12	San Diego	W	79-70
D16	Northern Illinois (ot)	W	91-90
D23	at Kansas State	L	69-85
D27	Purdue (1)	W	83-80
D28	Nevada-Las Vegas (1)	L	64-65
J5	*UTEP	W	79-73
J6	*New Mexico	W	83-73
J13	*at Arizona State	L	60-63
J15	at San Diego State	L	68-81
J18	UC-Santa Barbara	W	79-77
J20	at Northern Arizona	W	82-72
J25	*at Brigham Young	L	79-93
J26	*at Utah	W	89-86
F1	*Wyoming%	W	87-69
F3	*Colorado State	W	94-87
F8	*at New Mexico	L	73-93
F10	*at UTEP	W	81-78
F17	*Arizona State	L	105-110
F23	*Utah (3 ot)	W	101-95

F24	*Brigham Young	W	100-94
M2	*at Colorado State	L	72-79
M3	*at Wyoming	W	84-82

\* Western Athletic Conference game (9-5, T2nd)  
(1) at Holiday Classic, Las Vegas, Nev.  
% First game in McKale Center

**1973-74**  
**Won 19, Lost 7**  
**Coach: Fred Snowden**

N30	Illinois	W	101-80
D1	at USC	L	76-100
D3	at Colorado	W	91-76
D5	Athletes in Action (Ex.)	W	86-77
D8	Cal Poly-Pomona	W	87-54
D11	San Diego State	W	101-79
D13	Idaho	W	101-80
D19	Kansas State	W	74-72
D22	Texas Tech	W	88-64
D28	Marquette (1)	L	62-76
D29	SMU (1)	W	86-82
J3	*at Wyoming	W	93-77
J5	*at Colorado State	L	67-85
J11	*New Mexico	W	97-89
J12	*UTEP	L	63-81
J15	Northern Arizona	W	80-62
J19	*at Utah	L	106-121
J24	*at Brigham Young	W	93-91
J25	Centenary	W	97-88
F2	*Arizona State	W	98-90
F8	*Colorado State	W	76-67
F9	*Wyoming	W	78-68
F14	*at UTEP	W	85-59
F16	*at New Mexico	L	72-99
F21	*Brigham Young	W	118-90
F23	*Utah	W	122-92
M2	*at Arizona State	L	95-108

\* Western Athletic Conference game (9-5, T2nd)  
(1) at Milwaukee Classic, Milwaukee, Wis.

**1974-75**  
**Won 22, Lost 7**  
**Coach: Fred Snowden**  
**Fiesta Bowl Classic Champions**  
**National Commissioners' Invitational Tournament Participants**

N29	Northern Illinois	W	103-85
D4	UC-Davis	W	84-58
D7	at San Diego State	W	81-79
D10	Nevada-Las Vegas	W	85-80
D13	Illinois (1)	W	78-66
D14	Kansas State (2)	W	67-65
D21	Colorado	W	94-63
D27	California (3)	L	82-84
D28	Columbia (3)	W	94-73
D30	Stanford	W	80-67
J4	at Texas Tech (ot)	W	62-61
J6	Northern Arizona	W	78-77
J10	*at Utah (ot)	L	74-75
J11	*at Brigham Young	W	83-66
J17	*New Mexico	W	67-49
J18	*UTEP	W	69-57
J24	*at Wyoming	L	61-65
J25	*at Colorado State	W	85-82
F1	*Arizona State	L	81-83
F14	*Brigham Young	W	97-81
F15	*Utah	W	93-89
F21	*at UTEP	L	61-68
F22	*at New Mexico	W	58-56
F28	*Colorado State	W	107-97
M1	*Wyoming	W	92-74
M8	*at Arizona State	L	92-107
M13	East Carolina (4)	W	94-78
M15	Purdue (4)	W	102-96
M16	Drake (4)	L	76-83

\* Western Athletic Conference game (9-5, 3rd)  
(1) at Fiesta Bowl Classic, Tucson, Ariz.  
(2) at Fiesta Bowl Classic, Tempe, Ariz.  
(3) at Old Dominion Classic, Norfolk, Va.  
(4) at National Commissioners' Invitational Tour., Louisville, Ky.

**1975-76**  
**Won 24, Lost 9**  
**Coach: Fred Snowden**  
**Western Athletic Conference Champions**  
**NCAA Tournament Participants**

N28	Oregon State	W	96-67
D1	Midwestern	W	119-80
D3	Idaho	W	88-62
D6	Northern Arizona	W	98-81
D8	at Kansas State	L	61-71
D10	at Nevada-Las Vegas	L	94-98
D12	Idaho St. (1)	L	82-87
D13	SMU (2)	W	83-81
D20	at Illinois	L	60-66
D22	Old Dominion	W	88-74
D27	Cincinnati (3)	W	71-64
D29	Iowa (3)	L	80-82
D30	Hawaii (3)	W	84-74
J6	Cal State-Fullerton	W	85-70

J10	Detroit	W	106-76
J16	*Brigham Young	W	79-78
J17	*Utah	W	87-77
J23	*at UTEP	L	42-61
J24	*at New Mexico	W	80-79
J27	Portland State	W	114-94
J30	*Colorado State	W	94-76
J31	*Wyoming	W	64-57
F7	*at Arizona State	L	63-67
F13	*at Utah	W	89-76
F14	*at Brigham Young (ot)	L	74-79
F20	*New Mexico (ot)	W	67-65
F21	*UTEP	W	64-45
F27	*at Wyoming	W	74-66
F28	*at Colorado State	W	78-72
M6	*Arizona State	W	77-72
M13	Georgetown (4)	W	83-76
M18	Nevada-Las Vegas (5) (ot)W	114-109	
M20	UCLA (5)	L	66-82

\* Western Athletic Conference game (11-3, 1st)  
(1) at Fiesta Bowl Classic, Tempe, Ariz.  
(2) at Fiesta Bowl Classic, Tucson, Ariz.  
(3) at Rainbow Classic, Honolulu, Hawaii  
(4) at NCAA Tournament, Tempe, Ariz.  
(5) at NCAA West Regional, Los Angeles, Calif.

**1976-77**  
**Won 21, Lost 6**  
**Coach: Fred Snowden**  
**NCAA Tournament Participants**

N23	Yugoslavia (Ex.)	W	85-71
N26	Arizona State (ot)	W	92-91
N29	Cal. State-Fullerton	W	91-80
D2	at Oregon State	W	81-73
D4	Idaho	W	95-40
D8	Adams State	W	115-55
D10	Northwestern	W	78-64
D11	Pacific	W	78-60
D18	at Detroit	L	68-70
D22	at Purdue	W	85-76
D27	Stanford	W	90-82
D30	SMU	W	117-85
J6	San Diego State	W	80-77
J13	*at New Mexico	W	89-87
J15	*at UTEP	L	59-60
J20	*Utah	W	102-98
J22	*Brigham Young	W	113-85
J28	*at Wyoming	L	68-69
J29	*at Colorado State	W	77-72
F5	*Arizona State	W	99-83
F11	*UTEP	W	67-60
F12	*New Mexico	W	88-84
F17	*at Brigham Young	W	64-62
F19	*at Utah	L	61-76
F24	*Colorado State	W	91-86
F26	*Wyoming	W	88-63
M5	*at Arizona State (ot)	L	89-95
M5	Moscow Red Army (Ex.)	W	80-96
M12	Southern Illinois (1)	L	77-81

\* Western Athletic Conference game (10-4, 2nd)  
(1) at NCAA Tournament, Omaha, Neb.

**1977-78**  
**Won 15, Lost 11**  
**Coach: Fred Snowden**

N26	at Arizona State	W	72-70
N28	at Illinois	L	107-113
D2	at San Diego State	W	80-79
D5	Northern Arizona	W	76-65
D9	Houston	W	81-80
D10	Purdue	L	78-80
D17	Harvard	W	83-60
D20	Eastern Michigan	W	92-78
D23	Pepperdine	W	110-65
D29	at UCLA	L	63-85
J6	Grand Canyon	W	78-66
J8	Athletes in Action (Ex.)	W	83-82
J13	*UTEP	W	74-60
J14	*New Mexico	L	81-93
J19	*at Brigham Young	L	86-87
J21	*at Utah	L	92-101
J24	Nevada-Las Vegas	W	114-89
J27	*Colorado State	W	75-63
J28	*Wyoming	W	99-75
F4	*at Arizona State (ot)	L	64-69
F9	*at New Mexico	L	85-103
F11	*at UTEP	W	68-64
F16	*Utah	L	73-83
F18	*Brigham Young	W	104-90
F24	*at Wyoming	L	73-78
F25	*at Colorado State	L	88-95
M4	*Arizona State	W	88-75

\* Western Athletic Conference game (6-8, T4th)

**1978-79**  
**Won 16, Lost 11**  
**Coach: Fred Snowden**

N24	Arizona State	L	82-84
N27	at Northwestern (ot)	W	83-80
D2	Windsor (Ex.)	W	100-70
D8	*at Washington State	L	68-74

D9	*at Washington	L	66-75
D13	Grand Canyon	W	90-78
D16	Idaho	W	69-58
D19	at Nevada-Las Vegas	L	79-117
D22	New Mexico	W	107-88
D23	Southwestern Louisiana	W	76-73
D30	Northern Arizona	W	67-63
J4	*Stanford	W	74-64
J6	*California	W	69-64
J12	*at Oregon	L	60-63
J13	*at Oregon State	L	80-116
J18	*UCLA	W	70-69
J22	*USC	W	74-72
J27	*at Arizona State	L	68-76
F2	*at California	W	83-75
F3	*at Stanford	W	63-62
F8	*Oregon State	L	79-93
F10	*Oregon (ot)	W	69-67
F15	*at USC	L	67-70
F17	*at UCLA	L	86-110
F24	*Arizona State	W	85-80
F26	at New Mexico	L	98-129
M1	*Washington	W	71-68
M3	*Washington State	W	78-72

\* Pacific-10 Conference game (10-8, T4th)

**1979-80**  
**Won 12, Lost 15**  
**Coach: Fred Snowden**

N23	Athletes in Action (Ex.)	W	62-68
N30	at Houston	L	72-74
D3	San Jose State	W	72-70
D4	Midwestern (2ot)	W	93-85
D8	Grand Canyon	W	69-60
D15	Idaho State	W	89-83
D17	Fresno State	W	65-61
D20	*Washington	W	67-65
D22	*Washington State	L	57-59
D27	at Arizona State	L	78-85
D29	Lamar	W	61-57
D31	Kansas	L	60-78
J3	*at California	W	89-81
J5	*at Stanford	L	80-99
J10	*Oregon State	L	72-77
J12	*Oregon	L	73-90
J19	*at USC	W	86-83
J21	*at UCLA	L	59-69
J26	*Arizona State	L	72-97
J31	*Stanford (ot)	W	95-88
F2	*California	W	65-62
F7	*at Oregon	L	62-76
F9	*at Oregon State	L	63-73
F14	*USC	W	74-65
F16	*UCLA	L	78-90
F23	*at Arizona State	L	72-78
F28	*at Washington	L	72-76
M1	*at Washington State	L	71-74

\* Pacific-10 Conference game (6-12, 6th)

**1980-81**  
**Won 13, Lost 14**  
**Coach: Fred Snowden**

N28	Cal. State-Hayward	W	101-69
D1	Fresno State	L	65-77
D3	Athletes in Action (Ex.)	W	69-65
D6	Kansas State	L	53-55
D9	at Fresno State	L	60-70
D12	UC-Riverside	W	103-61
D20	Charleston, W.Va.	W	93-70
D26	UC-Santa Barbara (1)	W	87-58
D27	Lamar (1)	L	61-63
D30	Grand Canyon	W	74-60
J3	*Oregon	W	73-70
J5	*Oregon State	L	49-61
J8	*at Washington	W	84-77
J10	*at Washington State	L	71-80
J17	*UCLA	L	76-79
J19	*USC	L	63-67
J24	*at Arizona State	L	65-83
J30	*at Stanford	W	91-81

# Game-By-Game Results



ARIZONA

**1981-82**  
**Won 9, Lost 18**  
**Coach: Fred Snowden**

N27	People's Republic of China (Ex.)	93-68
D3	UNLV	L 49-69
D5	Providence	W 62-58
D7	at Kansas	L 57-86
D9	at Kansas State	L 55-63
D18	Illinois Wesleyan	W 82-57
D19	New Mexico	W 67-63
D23	U.S. International	W 71-63
D28	Montana State (1)	W 64-59
D29	Minnesota (1)	L 62-91
J2	*at Oregon	L 88-97
J4	*at Oregon State	L 55-68
J8	*Washington (ot)	L 57-60
J9	*Washington State	L 53-59
J15	*at USC	L 67-89
J16	*at UCLA	L 56-65
J23	*Arizona State	L 54-55
J30	*California	L 73-85
F1	*Stanford	W 61-54
F4	*at Washington State	W 58-56
F6	*at Washington	L 62-86
F12	*UCLA	L 73-88
F13	*USC (ot)	L 59-60
F20	*at Arizona State	L 56-82
F26	*at California	L 59-63
F27	*at Stanford	W 72-67
M5	*Oregon State	L 64-92
M6	*Oregon	W 96-78

\* Pacific-10 Conference game (4-14, 18th)  
 (1) at Pillsbury Classic, Minneapolis, Minn.

**1982-83**  
**Won 4, Lost 24**  
**Coach: Ben Lindsey**

N26	at Houston (1)	L 63-104
N28	Tex.-San Antonio (1)	L 56-57
D1	Florida International	W 79-68
D4	at New Mexico	L 73-101
D6	at Nevada-Las Vegas	L 70-88
D8	at Tennessee	L 73-92
D11	Iowa State	L 66-80
D20	Northern Arizona	W 66-53
D23	San Diego State	W 64-44
D27	Illinois Wesleyan	L 64-67
J3	Athletes in Action (Ex.)	68-79
J6	*USC	L 67-74
J8	*UCLA	L 87-92
J13	*at Washington	L 61-74
J15	*at Washington State	L 64-86
J22	*at Arizona State	L 69-82
J29	*Oregon State	L 54-72
J31	*Oregon	L 84-86
F5	*at California	L 57-59
F7	*at Stanford	L 69-86
F10	*Washington State	L 65-75
F12	*Washington	L 72-80
F19	*Arizona State	L 70-77
F24	*at Oregon (ot)	L 57-63
F26	*at Oregon State	L 56-81
M3	*Stanford	W 74-73
M5	*California	L 59-84
M10	*at UCLA	L 58-111
M12	*at USC	L 70-72

\* Pacific-10 Conference game (1-17, 10th)  
 (1) at Kettle Classic, Houston, Texas

**1983-84**  
**Won 11, Lost 17**  
**Coach: Lute Olson**

N19	Athletes in Action(Ex.)	72-87
N25	Northern Arizona	W 72-65
D1	Cal. State-Fullerton	L 66-67
D3	at Providence	L 69-72
D5	at Iowa State	L 63-75
D10	Pan American	L 60-65
D17	at San Diego State	L 80-90
D23	Tennessee	L 49-61
D27	Texas Tech (1) (ot)	W 51-49
D28	UTEP (1) (ot)	L 49-51
D30	Fort Hays State	W 81-64
J5	*at USC	L 61-71
J7	*UCLA	L 58-61
J12	*Washington	L 53-55
J14	*Washington State	L 49-51
J20	*Arizona State	W 71-49
J26	*at Oregon	L 55-69
F2	*California	W 56-50
F4	*Stanford	L 66-74
F11	*at Washington	L 51-56
F13	*at Oregon State	L 48-53
F17	*at Arizona State	W 65-64
F23	*Oregon (ot)	W 75-67
F25	*Oregon State	W 69-58
F27	*USC	W 55-49
M1	*at Stanford	W 87-76
M3	*at California	L 62-70
M8	*at UCLA	L 60-68
M10	*at Washington State	W 86-68

\* Pacific-10 Conference game (8-10, 15th)  
 (1) at Sun Bowl Tournament, El Paso, Texas

**1984-85**  
**Won 21, Lost 10**  
**Coach: Lute Olson**

**NCAA Tournament Participants**

N23	Houston Baptist	W 63-56
N30	Tulsa	W 84-80
D1	San Jose State	W 79-44
D4	Loyola Marymount	W 82-75
D8	at Northern Arizona	W 82-61
D10	at Pan American	W 85-60
D15	San Francisco State	W 107-75
D17	Minnesota	L 79-88
D20	at New Mexico	L 58-59
D26	at Hawaii-Hilo	W 99-75
D29	Missouri (1)	L 73-76
D30	Hawaii-Pacific (1)	W 80-66
J5	*at Arizona State	W 61-60
J10	*at California	W 69-67
J12	*at Stanford	L 51-55
J17	*USC	L 63-64
J19	*UCLA	L 53-52
J24	*at Oregon State	L 55-59
J26	*at Oregon	W 73-54
J31	*Washington	W 69-56
F2	*Washington State	W 73-56
F7	*Stanford	W 68-56
F9	*California	W 66-48
F16	*at USC	W 60-55
F18	*at Washington State	W 63-60
F21	*Oregon	L 40-43
F23	*Oregon State	W 67-52
F28	*at Washington	L 58-60
M2	*at UCLA	L 54-58
M9	*Arizona State	W 68-48
M15	Alabama (2)	L 41-50

\* Pacific-10 Conference game (12-6, T3rd)  
 (1) at Hawaii-Pacific Classic, Pearl Harbor, Hawaii  
 (2) at NCAA Tournament, Albuquerque, N.M.

**1985**  
**European Tour (All Exhibition Games)**  
**Won 8, Lost 7**  
**Coach: Lute Olson**

My21	Novi Sad (Yugoslavia)	L 85-89
My23	Novi Sad (Yugoslavia)	W 94-90
Dieppe	International Tournament	
My24	Dieppe (France)	W 52-49
My25	USSR National Team	L 50-70
My25	Challans (France)	W 55-37
My25	Barcelona (Spain)	W 53-52
My26	Adidas Sect (USA)	L 50-52
My26	Netherlands National	W 79-76
My28	Netherlands National	W 105-91
My29	Netherlands National	W 104-93
My30	Netherlands National	L 104-109
My31	Netherlands National	L 91-108
Perugia, Italy	Tournament	
Jn3	Siena (Italy)	W 109-78
Jn4	Adidas Select (USA)	L 80-110
Jn5	Perugia (Italy)	L 109-110

**1985-86**  
**Won 23, Lost 9**  
**Coach: Lute Olson**

**Valley Bank Fiesta Bowl Classic Champions**  
**Pacific-10 Conference Champions**  
**NCAA Tournament Participants**

N29	Texas-San Antonio (1)	W 62-49
N30	Nevada-Las Vegas (1)	L 59-60
D1	Purdue (1)	L 74-81
D4	Denver	W 63-54
D7	Northern Arizona	W 66-57
D10	at Tulsa	L 51-54
D12	San Diego State	W 72-66
D14	New Mexico	W 70-55
D21	at Utah	L 68-76
D27	Princeton (2)	W 54-41
D28	Boston College (2)	W 71-61
J2	Hawaii-Hilo	W 104-71
J4	*Arizona State	W 62-53
J9	*Stanford	W 77-69
J12	*California (2ot)	W 79-72
J16	*at USC	L 62-63
J18	at Miami, Fla. (ot)	W 81-74
J23	*Oregon State (ot)	W 63-62
J25	*Oregon	W 85-68
J30	*at Washington State (ot)	L 63-65
F1	*at Washington	W 70-57
F6	*at California	W 61-52
F8	*at Stanford	L 56-62
F13	*UCLA	W 85-60
F15	*USC	W 71-62
F20	*at Oregon	W 65-59
F22	*at Oregon State	W 55-53
F27	*Washington	W 77-56
M1	*Washington State	W 62-61
M3	*at UCLA	W 88-76

M9	*at Arizona State	L 63-70
M14	Auburn	L 63-73

\* Pacific-10 Conference game (14-4, 1st)  
 (1) at Great Alaska Shootout, Anchorage, Alaska  
 (2) at Valley Bank Fiesta Bowl Classic, Tucson, Ariz.  
 (3) at NCAA Tournament, Long Beach, Calif.

**1986-87**  
**Won 18, Lost 12**  
**Coach: Lute Olson**

**Valley Bank Fiesta Bowl Classic Champions**  
**NCAA Tournament Participants**

N21	at UNLV (1)	L 87-92
D4	at San Diego State	W 110-78
D6	Utah	L 67-68
D8	at Northern Arizona	W 76-69
D10	Hawaii-Pacific	W 105-85
D13	at Georgetown	L 74-82
D27	St. Bonaventure (2)	W 70-64
D29	Texas Tech (2)	W 53-40
J2	*at Oregon State	W 54-48
J3	*at Oregon (ot)	L 54-55
J8	*USC	W 78-44
J11	*UCLA	L 83-84
J15	*at Washington State	W 96-59
J17	*at Washington	W 73-72
J19	*Stanford	W 77-70
J22	*California (2ot)	L 81-82
J24	at Illinois	L 63-82
J29	*at Arizona State	W 82-67
J31	*Arizona State	W 66-54
F5	*Oregon	W 68-53
F7	Iowa	L 80-89
F12	*at UCLA	L 65-81
F14	*Oregon State	W 71-61
F17	*at USC	W 73-61
F19	*Washington State	W 84-58
F21	*Washington	W 81-70
F26	*at Stanford	L 73-75
M1	*at California	W 70-51
M6	Oregon (3)	L 63-72
M13	UTEP (4) (ot)	L 91-98

\* Pacific-10 Conference game (13-5, 2nd)  
 (1) at Big Apple N.I. T., Las Vegas, Nev.  
 (2) at Valley Bank Fiesta Bowl Classic, Tucson, Ariz.  
 (3) at Pac-10 Conference Tourn., Los Angeles, Calif.  
 (4) at NCAA Tournament, Tucson, Ariz.

**1987-88**  
**Won 35, Lost 3**  
**Coach: Lute Olson**

**Great Alaska Shootout Champions**  
**Valley Bank Fiesta Bowl Classic Champions**  
**Pacific-10 Conference Champions**  
**NCAA Tournament Participants (Final Four)**

N27	Duquesne (1)	W 133-78
N28	Michigan (1)	W 79-64
N30	Syracuse (1)	W 80-69
D4	Long Beach State	W 94-62
D6	Pepperdine	W 73-68
D8	Northern Arizona	W 77-59
D12	at Iowa	W 66-59
D16	Arkansas-Little Rock	W 77-53
D20	*at Washington	W 110-71
D22	*at Washington State	W 89-55
D29	Michigan State (2)	W 78-58
D30	Duke (2)	W 91-85
J2	at New Mexico	L 59-61
J7	*California	W 80-51
J9	*Stanford	W 90-65
J14	*at Oregon State	W 70-48
J16	*at Oregon	W 70-54
J21	*USC	W 92-48
J24	*UCLA	W 86-74
J28	*Arizona State	W 99-59
J30	Illinois	W 78-70
F4	*at Stanford	L 74-82
F7	*at California	W 74-62
F11	*Oregon	W 89-57
F14	*Oregon State	W 77-62
F18	*at USC	W 103-68
F20	*at UCLA (ot)	W 78-76
F27	*at Arizona State	W 101-73
M3	*Washington State	W 79-41
M5	*Washington	W 89-71
M11	California (3)	W 88-64
M12	Stanford (3)	W 97-83
M13	Oregon State (3)	W 93-67
M18	Cornell (4)	W 90-50
M20	Seton Hall (4)	W 84-55
M25	Iowa (5)	W 99-79
M27	North Carolina (5)	W 70-52
A2	Oklahoma (6)	L 78-86

\* Pacific-10 Conference game (17-1, 1st)  
 (1) at Great Alaska Shootout, Anchorage, Alaska  
 (2) at Valley Bank Fiesta Bowl Classic, Tucson, Ariz.

(3) at Pac-10 Conference Tourn., Tucson, Ariz.  
 (4) at NCAA Tournament, Los Angeles, Calif.  
 (5) at NCAA West Regional, Seattle, Wash.  
 (6) at NCAA Final Four, Kansas City, Mo.

**1988-89**  
**Won 29, Lost 4**  
**Coach: Lute Olson**

**Valley Bank Fiesta Bowl Classic Champions**  
**Pacific-10 Conference Champions**  
**Pac-10 Conference Tournament Champions**  
**NCAA Tournament Participants**

N30	New Mexico	W 80-67
D2	North Carolina (1)	L 72-79
D3	Temple (1)	W 68-50
D10	UNLV	W 86-75
D18	*Washington State	W 76-59
D20	*Washington	W 116-61
D23	*at Oregon State	W 73-69
D28	Loyola-Chicago (2)	W 106-82
D30	Pittsburgh (2)	W 88-62
J5	*at Stanford	L 78-83
J7	*at California	W 64-55
J12	*Oregon State	W 85-64
J14	*Oregon	W 95-71
J19	*at USC	W 97-69
J21	Villanova	W 75-67
J26	*at Arizona State	W 96-71
J29	*Stanford	W 72-52
F2	*California	W 86-59
F5	*at Washington	W 85-68
F9	*at Oregon	W 78-57
F12	at Oklahoma	L 80-82
F16	*USC	W 93-70
F18	*UCLA	W 102-64
F23	*Arizona State	W 109-74
F26	Duke (3)	W 77-75
M2	*at Washington State	W 74-48
M4	*at UCLA	W 89-86
M10	Washington State (4)	W 62-54
M11	Oregon State (4)	W 98-87
M12	Stanford (4)	W 73-51
M16	Robert Morris (5)	W 94-60
M18	Clemson (5)	W 94-68
M23	UNLV (6)	L 67-68

\* Pacific-10 Conference game (17-1, 1st)  
 (1) at Tournament of Champions, Charlotte, N.C.  
 (2) at Valley Bank Fiesta Bowl Classic, Tucson, Ariz.  
 (3) at Meadowlands Arena, East Rutherford, N.J.  
 (4) at Pac-10 Conference Tourn., Inglewood, Calif.  
 (5) at NCAA Tournament, Boise, Idaho  
 (6) at NCAA West Regional, Denver, Colo.

**1989**  
**European Tour (All Exhibition Games)**  
**Won 6, Lost 3**  
**Coach: Lute Olson**

My16	Villeurbane, France	W 105-96
My18	Limoges, France	L 86-89
My20	W. Ger. Natl. @ Limburg	W 91-89
My22	W. Ger. Natl. @ Sindelfingen	L 83-85
My24	Estudiantes @ Madrid	W 99-95
My27	CajaCanarias @ Santa Cruz de La Palma (Canary I.)	W 99-84
My29	CajaCanarias @ Santa Cruz de Tenerife (Canary I.)	W 99-73
My31	Cran Canaria, Las Palmas	W 99-74
Jn4	Spanish Natl. at Zaragoza	L 77-99

**1989-90**  
**Won 25, Lost 7**  
**Coach: Lute Olson**

**Hall of Fame Tip-Off Classic Champions**  
**Valley Bank Fiesta Bowl Classic Champions**  
**Pacific-10 Conference Co-Champions**  
**Pac-10 Conference Tournament Champions**  
**NCAA Tournament Participants**

N25	Michigan (1)	W 82-75
N30	*at Oregon	L 63-68
D2	*at Oregon State	L 61-84
D6	Northern Arizona	W 84-37
D19	Miami, Fla.	W 83-53
D28	Penn State (2)	W 74-55
D30	Purdue (2)	W 85-66
J2	*California (ot)	W 71-70
J4	*Washington	W 65-51
J6	*Washington State	W 81-61
J11	*at USC	W 90-75
J13	*at UCLA	L 67-73
J17	*at Arizona State	W 70-61
J20	Oklahoma	W 78-74
J25	*Stanford	W 68-61
J27	at Pittsburgh	L 92-100
F1	*at Washington State	W 86-62
F3	*at Washington	W 75-60
F8	*USC	W 95-70





Table with columns for game number, opponent, result, and score. Includes games F10 through M18.

\* Pacific-10 Conference game (15-3, 1st)
(1) at Hall of Fame Tip-Off Classic, Springfield, Mass.
(2) at Valley Bank Fiesta Bowl Classic, Tucson, Ariz.
(3) at Pac-10 Conference Tourn., Tempe, Ariz.
(4) at NCAA Tournament, Long Beach, Calif.

1990-91

Won 28, Lost 7

Coach: Lute Olson

Dodge Preseason N.I.T. Champions
Valley Bank Fiesta Bowl Classic Champions
Pacific-10 Conference Champions

NCAA Tournament Participants table listing games N14 through M21 with scores.

\* Pacific-10 Conference game (14-4, 1st)
(1) at Preseason N.I.T., Tucson, Ariz.
(2) at Preseason N.I.T., New York, N.Y.
(3) at Valley Bank Fiesta Bowl Classic, Tucson, Ariz.
(4) at Meadowlands Arena, East Rutherford, N.J.
(5) at NCAA Tournament, Salt Lake City, Utah
(6) at NCAA West Regional, Seattle, Wash.

1991-92

Won 24, Lost 7

Coach: Lute Olson

Hawaii Tip-Off Tournament Champions
Valley Bank Fiesta Bowl Classic Champions
7-Up Shootout Champions

NCAA Tournament Participants table listing games N29 through F15 with scores.

Table with columns for game number, opponent, result, and score. Includes games F20 through M20.

\* Pacific-10 Conference game (13-5, 2nd)
(1) at Hawaii Tip-Off Tourn., Honolulu, Hawaii
(2) at Valley Bank Fiesta Bowl Classic, Tucson, Ariz.
(3) at 7-Up Shootout, St. Petersburg, Fla.
(5) at NCAA Tournament, Atlanta, Ga.
& Broke 71-game homecourt winning streak

1992-93

Won 24, Lost 4

Coach: Lute Olson

Valley Bank Fiesta Bowl Classic Champions
7-Up Shootout Champions
Pacific-10 Conference Champions

NCAA Tournament Participants table listing games D6 through M18 with scores.

\* Pacific-10 Conference game (17-1, 1st)
(1) at Valley Bank Fiesta Bowl Classic, Tucson, Ariz.
(2) at 7-Up Shootout, Phoenix, Ariz.
(3) at NCAA Tournament, Salt Lake City, Utah

1993

Australian Tour (All Exhibition Games)
Won 9, Lost 1
Coach: Lute Olson

Table listing exhibition games My17 through Jn3 with scores.

1993-94

Won 29, Lost 6

Coach: Lute Olson

Dial Invitational Champions
Bank One Fiesta Bowl Classic Champions
7-Up Shootout Champions

NCAA Tournament Participants (Final Four) table listing games N29 through J22 with scores.

Table with columns for game number, opponent, result, and score. Includes games J27 through M26.

\* Pacific-10 Conference game (14-4, 1st)
(1) at Dial Invitational, Phoenix, Ariz.
(2) at Maui Invitational, Lahaina, Hawaii
(3) at Valley Bank Fiesta Bowl Classic, Tucson, Ariz.
(4) at 7-Up Shootout, Tucson, Ariz.
(5) at NCAA Tournament, Sacramento, Calif.
(6) at NCAA West Regional, Los Angeles, Calif.
(7) at NCAA Final Four, Charlotte, N.C.

1994-95

Won 24, Lost 7

Coach: Lute Olson

Bank One Fiesta Bowl Classic Champions
NCAA Tournament Participants

NCAA Tournament Participants table listing games N24 through M16 with scores.

\* Pacific-10 Conference game (13-5, 2nd)
(1) at Great Alaska Shootout, Anchorage, Alaska
(2) at Great Eight, Auburn Hills, Mich.
(3) at Bank One Fiesta Bowl Classic, Tucson, Ariz.
(4) at NCAA Tournament, Dayton, Ohio
# Game was changed to a win as a result of California's forfeit, per NCAA sanctions.

1995-96

Won 27, Lost 6

Coach: Lute Olson

Preseason N.I.T. Champions
Bank One Fiesta Bowl Classic Champions
7-Up Shootout Champions

NCAA Tournament Participants table listing games N15 through F7 with scores.

Table with columns for game number, opponent, result, and score. Includes games F11 through M22.

\* Pacific-10 Conference game (13-5, 2nd)
(1) at Preseason N.I.T., Tucson, Ariz.
(2) at Preseason N.I.T., Fayetteville, Ark.
(3) at Preseason N.I.T., New York, N.Y.
(4) at Bank One Fiesta Bowl Classic, Tucson, Ariz.
(5) at 7-Up Shootout, Phoenix, Ariz.
(6) at NCAA Tournament, Tempe, Ariz.
(7) at NCAA West Regional, Denver, Colo.
# Game was later changed to a win as a result of California's forfeit, per NCAA sanctions.

1996-97

Won 25, Lost 9

Coach: Lute Olson

Hall of Fame Tip-Off Classic Champions
John Wooden Classic Champions
Bank One Fiesta Bowl Classic Champions

NCAA National Champions table listing games N22 through M31 with scores.

\* Pacific-10 Conference game (11-7, 5th)
(1) at Hall of Fame Tip-Off Classic, Springfield, Mass.
(2) at John Wooden Classic, Anaheim, Calif.
(3) at Bank One Fiesta Bowl Classic, Tucson, Ariz.
(4) at 7-Up Shootout, Phoenix, Ariz.
(5) at Cow Palace, San Francisco, Calif.
(6) at NCAA Tournament, Memphis, Tenn.
(7) at NCAA Southeast Regional, Birmingham, Ala.
(8) at NCAA Final Four, Indianapolis, Ind.

1997

Australian Tour (All Exhibition Games)
Won 5, Lost 4
Coach: Lute Olson

Table listing exhibition games My18 through Jn7 with scores.



**1997-98**  
**Won 30, Lost 5**  
**Coach: Lute Olson**  
**Bank One Fiesta Bowl Classic Champions**  
**Pacific-10 Conference Champions**  
**NCAA Tournament Participants**

N20	Morgan State	W	115-53
N24	Boston College (1)	W	99-69
N25	Kentucky (1)	W	89-74
N26	Duke (1)	L	87-95
N29	UNC-Asheville	W	97-69
D2	Kansas (2)	L	87-90
D6	at Texas	W	88-81
D8	at Baylor	W	83-68
D13	Coppin State	W	99-82
D23	at Florida State	L	79-84
D28	James Madison (3)	W	92-68
D30	Kansas State (3)	W	125-87
J3	*UCLA	W	87-75
J5	*USC	W	91-72
J8	*at Washington State (4)	W	94-81
J10	*at Washington	W	110-91
J15	*Arizona State	W	127-99
J18	New Mexico	W	89-70
J22	*Oregon	W	87-57
J25	*Oregon State	W	93-80
J29	*at Stanford	W	93-75
J31	*at California	W	70-57
F5	*Washington	W	112-81
F7	*Washington State	W	83-61
F14	*at Arizona State	W	83-82
F19	*at Oregon State	W	71-70
F21	*at Oregon	W	81-66
F26	*California	W	76-73
F28	*Stanford	W	90-58
M5	*at USC (ot)	L	90-91
M7	*at UCLA	W	91-87
M12	Nicholls State (5)	W	99-60
M14	Illinois State (5)	W	82-49
M19	Maryland (6)	W	87-79
M21	Utah (6)	L	51-76

\* Pacific-10 Conference game (17-1, 1st)  
 (1) at Maui Invitational, Lahaina, Hawaii  
 (2) at Great Eight, Chicago, Ill.  
 (3) at Bank One Fiesta Bowl Classic, Tucson, Ariz.  
 (4) at Spokane, Wash.  
 (5) at NCAA Tournament, Sacramento, Calif.  
 (6) at NCAA West Regional, Anaheim, Calif.

**1998-99**  
**Won 22, Lost 6+**  
**Coach: Lute Olson**  
**Black Head Coaches Association Classic Champions**  
**Southwest Showdown Champions**  
**Las Vegas Shootout Champions**  
**Bank One Fiesta Bowl Classic Champions**  
**NCAA Tournament Participants**

N13	Tennessee (1)	W	73-72
N25	Texas	W	73-57
N28	at Brigham Young (ot)	W	78-74
D5	Wyoming (2)	W	94-84
D14	UC-Irvine	W	93-70
D19	Iowa State (3)	W	75-61
D28	Holy Cross (4)	W	89-41
D30	Florida International (4)	W	91-75
J2	*at UCLA	L	75-82
J4	*at USC	W	87-78
J7	*Washington State	W	99-87
J9	*Washington	W	88-86
J14	*at Arizona State	W	74-73
J16	at New Mexico	L	78-79
J21	*at Oregon	W	85-83
J23	*at Oregon State	L	59-60
J28	*Stanford	W	79-78
J30	*California	W	91-74
F4	*at Washington	L	84-90
F6	*at Washington State	W	81-79
F10	*Arizona State	W	86-80
F13	Louisiana State	W	78-71
F18	*Oregon State	W	89-72
F20	*Oregon	W	92-86
F25	*at California	L	76-89
F27	*at Stanford	L	83-98
M4	*USC	W	88-73
M6	*UCLA	W	87-70
M12	+Oklahoma (5)	L	60-61

\* Pacific-10 Conference game (13-5, 2nd)  
 (1) at Black Coaches Association Classic, Albuquerque, N.M.  
 (2) at Southwest Showdown, Phoenix, Ariz.  
 (3) at Las Vegas Shootout, Las Vegas, Nev.  
 (4) at Bank One Fiesta Bowl Classic, Tucson, Ariz.  
 (5) at NCAA Tournament, Milwaukee, Wis.  
 (+) NCAA Tournament appearance vacated due to NCAA infractions. Actual on-court record was 22-7.

**1999-2000**  
**Won 27, Lost 7**  
**Coach: Lute Olson**  
**Preseason N.I.T. Champions**  
**Las Vegas Showdown Champions**  
**Bank One Fiesta Bowl Classic Champions**  
**Pacific-10 Conference Co-Champions**  
**NCAA Tournament Participants**

N16	Kansas State (1)	W	88-69
N19	New Mexico State (1)	W	84-60
N24	Notre Dame (2)	W	76-60
N26	Kentucky (2)	W	63-51
D1	Brigham Young	W	86-62
D4	at Texas	W	88-81
D7	Connecticut (3)	L	69-79
D11	Michigan State	W	79-68
D13	IUPUI	W	70-41
D18	Nebraska (4)	W	80-59
D21	New Mexico	L	68-70
D28	UNC-Wilmington (5)	W	66-51
D30	Delaware (5)	W	89-77
J6	*at California	W	65-61
J8	*at Stanford	W	68-65
J13	*Washington State	W	80-75
J15	*Washington	W	69-62
J20	*at UCLA	W	76-61
J22	*at USC	L	72-80
J26	*at Arizona State	W	86-55
J29	at Louisiana State	L	60-86
F3	*Oregon	W	77-71
F5	*Oregon State	W	90-73
F10	*at Washington	W	65-56
F12	*at Washington State	W	73-50
F17	*USC	W	92-85
F19	*UCLA	W	99-84
F26	*Arizona State	W	89-82
M2	*at Oregon State (ot)	L	69-70
M4	*at Oregon	L	81-86
M9	*Stanford	W	86-81
M11	*California	W	70-61
M16	Jackson State (6)	W	71-47
M18	Wisconsin (6)	L	59-66

\* Pacific-10 Conference game (15-3, T1st)  
 (1) at Preseason N.I.T., Tucson, Ariz.  
 (2) at Preseason N.I.T., New York, N.Y.  
 (3) at Great Eight, Chicago, Ill.  
 (4) at Las Vegas Showdown, Las Vegas, Nev.  
 (5) at Bank One Fiesta Bowl Classic, Tucson, Ariz.  
 (6) at NCAA Tournament, Salt Lake City, Utah

**2000-01**  
**Won 28, Lost 8**  
**Coach: Lute Olson/Jim Rosborough**  
**Maui Invitational Champions**  
**NCAA Tournament Runners-Up (Final Four)**

N20	Chaminade (1)	W	97-57
N21	Dayton (1)	W	76-59
N22	Illinois (1)	W	79-76
N25	Purdue (2)	L	69-72
N29	Gonzaga	W	101-87
D2	Saint Mary's	W	101-41
D9	at Connecticut	L	69-71
D16	at Illinois (3)	L	73-81
D20	Louisiana State	W	88-75
D28	Butler (4)	W	72-60
D30	Mississippi State (4)	L	74-75
J4	*California	W	78-75
J6	*Stanford	L	76-85
J11	*at Washington State (5)	W	84-51
J13	*at Washington	W	89-64
J18	*USC	W	71-58
J20	*UCLA	W	88-63
J24	*Arizona State	W	86-75
J27	Texas	W	80-52
F1	*at Oregon	L	67-79
F3	*at Oregon State	W	68-41
F8	*Washington	W	82-62
F10	*Washington State	W	86-51
F15	*at UCLA (ot)	L	77-79
F17	*at USC	W	105-61
F21	*at Arizona State	W	88-58
M1	*Oregon State	W	65-54
M3	*Oregon	W	104-65
M8	*at Stanford	W	76-75
M10	*at California	W	78-76
M16	Eastern Illinois (6)	W	101-76
M18	Butler (6)	W	73-52
M23	Mississippi (7)	W	66-56
M25	Illinois (7)	W	87-81
M31	Michigan State (8)	W	80-61
A2	Duke (8)	L	72-82

\* Pacific-10 Conference game (15-3, 2nd)  
 (1) at Maui Invitational, Lahaina, Hawaii  
 (2) at Wooden Tradition, Indianapolis, Ind.  
 (3) at United Center, Chicago, Ill.  
 (4) at Bank One Fiesta Bowl Classic, Tucson, Ariz.  
 (5) at Spokane Arena, Spokane, Wash.  
 (6) at NCAA Tournament, Kansas City, Mo.

(7) at NCAA Midwest Regional, San Antonio, Texas  
 (8) at NCAA Final Four, Minneapolis, Minn.

**2001-02**  
**Won 24, Lost 10**  
**Coach: Lute Olson**  
**Coaches vs. Cancer IKON Classic Champions**  
**Southwest Showdown Champions**  
**John R. Wooden Classic Champions**  
**Fiesta Bowl Classic Honoring Bobbi Olson Champions**  
**Pac-10 Conference Tournament Champions**  
**NCAA Tournament Participants**

N8	vs. Maryland (1)	W	71-67
N9	vs. Florida (1)	W	75-71
N17	at Texas	W	88-74
D1	Kansas	L	97-105
D4	vs. Illinois (2)	W	87-82
D8	vs. Purdue (3)	W	79-66
D15	at Michigan State	L	60-74
D20	*at Oregon State	W	76-73
D22	*at Oregon	L	75-105
D28	Pepperdine (4)	W	94-71
D30	Valparaiso (4)	W	74-70
J4	*Oregon	L	80-90
J6	*Oregon State	W	93-87
J10	*at Washington State	W	92-85
J12	*at Washington	W	74-69
J17	*USC	W	97-80
J19	*UCLA	W	96-86
J23	*at Arizona State	L	72-88
J26	Connecticut (ot)	L	98-100
J31	*at California	W	68-58
F2	*at Stanford (ot)	W	88-82
F7	*Washington	W	91-82
F9	*Washington State	W	85-68
F14	*at UCLA	L	76-77
F16	*at USC	L	89-94
F20	*Arizona State	W	83-75
F28	*Stanford	L	71-76
M2	*California	W	99-53
M7	vs. Arizona State (5)	W	73-56
M8	vs. California (5)	W	90-78
M9	vs. USC (5)	W	81-71
M14	vs. UC-Santa Barbara (6)W	W	86-81
M16	vs. Wyoming (6)	W	68-60
M21	vs. Oklahoma (7)	L	67-88

\* Pacific-10 Conference game (12-6, T2nd)  
 (1) at Coaches vs. Cancer IKON Classic, New York, N.Y.  
 (2) at Southwest Showdown, Phoenix, Ariz.  
 (3) at John R. Wooden Classic, Anaheim, Calif.  
 (4) Fiesta Bowl Classic honoring Bobbi Olson, Tucson, Ariz.  
 (5) at Pac-10 Tournament, Los Angeles, Calif.  
 (6) NCAA First/Second Rounds, Albuquerque, N.M.  
 (7) NCAA West Regional, San Jose, Calif.

**2002**  
**Australian Tour (All Exhibition Games)**  
**Won 8, Lost 2**  
**Coach: Lute Olson**

My14	Canberra All-Stars	W	101-99
My16	Sturt Sabres	W	109-98
My20	Dandenong Rangers	W	107-89
My22	Knox Raiders	L	95-97
My23	Sydney Kings	W	113-84
My24	Sydney Kings	L	116-123
My26	Brisbane Bullets	W	98-90
My29	Kuyang Pride	W	95-84
My30	Cairns Marlins	W	114-96
Jn1	Sydney Kings (ot)	W	115-113

**2002-03**  
**Won 28, Lost 4**  
**Coach: Lute Olson**  
**Fiesta Bowl Classic Honoring Bobbi Olson Champions**  
**Pac-10 Conference Champions**  
**NCAA Tournament Participants**

N23	Western Kentucky	W	107-68
N27	Northern Arizona	W	101-66
D3	Saint Louis	W	91-58
D7	at San Diego State	W	89-81
D15	Texas	W	73-70
D21	at Louisiana State	L	65-66
D28	Davidson (1)	W	95-69
D30	Boston University (1)	W	85-71
J2	*at Oregon	W	81-72
J4	*at Oregon State	W	80-65
J9	*Washington State	W	82-69
J11	*Washington	W	79-61
J16	*at USC	W	81-72
J18	*at UCLA	W	87-52
J22	*Arizona State	W	71-63
J25	at Kansas	W	91-74
J30	*Stanford	L	77-82
F1	*California	W	95-80
F6	*at Washington (ot)	W	88-85

F8 \*at Washington State W 75-62  
 F13 \*UCLA W 106-70  
 F15 \*USC W 86-59  
 F22 \*at Arizona State W 92-72  
 F27 \*at California W 88-75  
 M1 \*at Stanford W 72-69  
 M6 \*Oregon State W 72-60  
 M8 \*Oregon W 88-80  
 M13 UCLA (2) (ot) L 89-96  
 M20 Vermont (3) W 80-51  
 M22 Gonzaga (3) (2ot) W 96-95  
 M27 Notre Dame (4) W 88-71  
 M29 Kansas (4) L 75-78

\* Pacific-10 Conference game (17-1, 1st)  
 (1) Fiesta Bowl Classic honoring Bobbi Olson, Tucson, Ariz.  
 (2) at Pac-10 Tournament, Los Angeles, Calif.  
 (3) NCAA First/Second Rounds, Salt Lake City, Utah  
 (4) NCAA West Regional, Anaheim, Calif.

**2003-04**  
**Won 20, Lost 10**  
**Coach: Lute Olson**  
**Fiesta Bowl Classic Champions**  
**NCAA Tournament Participants**

N24	Northern Arizona	W	107-73
N28	vs. Florida (1)	L	77-78
D6	at Saint Louis	W	68-67
D9	vs. Texas (2)	W	91-83
D13	Marquette	W	85-75
D17	Saint Mary's	W	84-78
D22	San Diego State	W	83-71
D28	Liberty (3)	W	107-91
D30	Louisiana-Lafayette (3)	W	72-69
J3	*at Arizona State	W	93-74
J8	*California	W	95-75
J10	*Stanford	L	72-82
J15	*at USC	L	90-99
J17	*at UCLA	W	97-72
J22	*Oregon State	W	109-75
J25	*Oregon	W	90-66
J29	*at Washington	L	83-96
J31	*at Washington State	W	61-57
F5	*at California	L	83-87
F7	*at Stanford	L	77-80
F12	*USC	W	97-70
F14	*UCLA	W	107-83
F19	*at Oregon	W	100-87
F21	*at Oregon State	L	84-90
F26	*Washington	L	84-89
F28	*Washington State	W	72-60
M7	*Arizona State	W	106-81
M11	vs. USC (4)	W	79-76
M12	vs. Washington (4)	L	85-90
M18	vs. Seton Hall (5)	L	76-80

\* Pacific-10 Conference game (11-7, 3rd)  
 (1) at MassMutual Classic, Springfield, Mass.  
 (2) at Jimmy V Classic, New York, N.Y.  
 (3) Fiesta Bowl Classic presented by Bank One, Tucson, Ariz.  
 (4) at Pac-10 Tournament, Los Angeles, Calif.  
 (5) NCAA First/Second Rounds, Raleigh, N.C.

**2004-05**  
**Won 30, Lost 7**  
**Coach: Lute Olson**  
**Fiesta Bowl Classic Champions**  
**Pacific-10 Conference Champions**  
**NCAA Tournament Participants**

N16	San Diego (1)	W	80-69
N18	Wright State (1)	W	83-66
N21	at Virginia	L	60-78
N24	vs. Michigan (2) (ot)	W	61-60
N26	vs. Wake Forest (2)	L	60-63
N30	Wyoming	W	98-70
D5	vs. Mississippi State (3)	W	68-64
D11	Utah	W	67-62
D18	at Marquette	W	48-43
D21	Manhattan	W	105-75
D28	Eastern Washington (4)	W	79-45
D30	Richmond (4)	W	84-71
J2	*Arizona State	W	97-79
J6	*at California	W	87-67
J8	*at Stanford	L	76-87
J13	*USC	W	77-68
J15	*UCLA	W	76-73
J20	*at Oregon	W	74-66
J22	*at Oregon State	W	92-83
J27	*Washington	W	91-82
J29	*Washington State	L	63-70
F3	*California	W	97-76
F5	*Stanford	W	90-72
F10	*at USC	W	88-76
F12	*at UCLA	W	83-73
F17	*Oregon	W	92-67
F20	*Oregon State	W	91-70
F24	*at Washington State (ot) W	W	57-56
F26	*at Washington	L	85-93
M5	*at Arizona State	W	70-68
M10	vs. California (5)	W	88-63



M11	vs. Oregon State (5)	W	90-59
M12	vs. Washington (5)	L	72-81
M17	vs. Utah State (6)	W	66-53
M19	vs. UAB (6)	W	85-63
M24	vs. Oklahoma State (7)	W	79-78
M26	vs. Illinois (7) (ot)	L	89-90

\* Pacific-10 Conference game (15-3, 1st)

- (1) Preseason N.I.T., Tucson, Ariz.
- (2) Preseason N.I.T., New York, N.Y.
- (3) John R. Wooden Classic, Anaheim, Calif.
- (4) Fiesta Bowl Classic presented by Bank One, Tucson, Ariz..
- (5) Pac-10 Tournament, Los Angeles, Calif.
- (6) NCAA First/Second Rounds, Boise, Idaho
- (7) NCAA Chicago Regional, Rosemont, Ill.

**2005-06**  
**Won 20, Lost 13**  
**Coach: Lute Olson**  
**Fiesta Bowl Classic Champions**  
**NCAA Tournament Participants**

N21	vs. Kansas (1)	W	61-49
N22	vs. Connecticut (1)	L	70-79
N23	vs. Michigan State (1) (ot)	L	71-74
N27	Virginia	W	81-51
D3	at Houston	L	65-69
D8	Northern Arizona	W	75-66
D10	Saint Mary's	W	73-61
D17	at Utah	W	73-43
D19	Sam Houston State (2)	W	87-51
D21	Western Kentucky (2) (ot)	W	86-81
D29	*at Washington State	W	70-52
D31	*at Washington (2ot)	W	96-95
J5	* UCLA	L	79-85
J7	*USC	W	74-63
J12	*at Oregon State	L	65-75
J14	*at Oregon	L	68-73
J19	*Stanford (ot)	W	90-81
J21	*California	W	60-55
J25	*at Arizona State	W	80-70
J28	at North Carolina	L	69-86
F2	*at USC	L	70-77
F4	*at UCLA	L	73-84
F9	*Oregon	W	70-68
F11	*Oregon State	W	80-58
F16	*at California	L	66-75
F19	*at Stanford	W	76-72
F25	*Arizona State	W	68-47
M2	*Washington State	W	66-61
M4	*Washington	L	67-70
M9	vs. Stanford (3)	W	73-68
M10	vs. UCLA (3)	L	59-71
M17	vs. Wisconsin (4)	W	94-75
M19	vs. Villanova (4)	L	78-82

\* Pacific-10 Conference game (11-7, T4th)

- (1) EA Sports Maui Invitational, Lahaina, Hawaii
- (2) Fiesta Bowl Classic presented by Chase, Tucson, Ariz.
- (3) Pac-10 Tournament, Los Angeles, Calif.
- (4) NCAA First/Second Rounds, Philadelphia, Pa.

**2006**  
**Canadian Tour (All Exhibition Games)**  
**Won 5, Lost 0**  
**Coach: Lute Olson**

S2	Univ. of Saskatchewan	W	76-61
S2	Univ. of British Columbia	W	73-59
S3	Vancouver All-Stars	W	106-78
S3	Simon Fraser University	W	73-45
S4	Univ. of British Columbia	W	87-76

**2006-07**  
**Won 20, Lost 11**  
**Coach: Lute Olson**  
**Fiesta Bowl Classic Champions**  
**NCAA Tournament Participants**

N12	at Virginia	L	90-93
N15	Northern Arizona	W	101-79
N19	New Mexico State	W	102-87
N22	Samford	W	86-57
N28	UNLV	W	89-75
D2	vs. Illinois (1)	W	84-72
D5	vs. Louisville (2)	W	72-65
D9	at San Diego State (3)	W	68-49
D17	Houston	W	87-62
D20	Memphis (4)	W	79-71
D28	*California	W	94-85
D30	*Stanford	W	89-75
J4	*at Washington	W	96-87
J6	*at Washington State (ot)	L	73-77
J11	*Oregon State	W	83-72
J14	*Oregon	L	77-79
J18	*at USC	L	73-80
J20	*at UCLA	L	69-73
J24	*Arizona State	W	71-47
J27	North Carolina	L	64-92
F1	*Washington State	L	66-72
F3	*Washington	W	84-54
F8	*at Oregon State	W	72-66
F10	*at Oregon	W	77-74

F15	*USC	L	75-80
F17	*UCLA	L	66-81
F25	*at Arizona State	W	61-58
M1	*at California	W	70-65
M3	*at Stanford (ot)	W	85-80
M8	vs. Oregon (5)	L	50-69
M16	vs. Purdue (6)	L	72-63

\* Pacific-10 Conference game (11-7, T3rd)

- (1) Hall of Fame Challenge, Phoenix, Ariz.
- (2) Jimmy V Classic, New York, N.Y.
- (3) San Diego Slam, San Diego, Calif.
- (4) Chase Fiesta Bowl Classic, Tucson, Ariz.
- (5) Pacific Life Pac-10 Tournament, Los Angeles, Calif.
- (6) NCAA First/Second Rounds, New Orleans, La.

**2007-08**  
**Won 0, Lost 14+**  
**Coach: Kevin O'Neill**  
**Fiesta Bowl Classic Champions**  
**NCAA Tournament Participants**

N13	+Northern Arizona (1)	W	76-69
N17	Virginia	L	72-75
N19	+UMKC (1)	W	81-62
N21	+Adams State (1)	W	88-64
N25	at Kansas (1) (ot)	L	72-76
N28	+Cal State Fullerton	W	91-65
D2	+Texas A&M (2)	W	78-67
D8	+vs. Illinois (3) (ot)	W	78-72
D16	+Fresno State	W	69-50
D19	+at UNLV	W	52-49
D22	+San Diego State (4)	W	74-58
D29	at Memphis	L	63-76
J3	+Oregon State	W	76-63
J5	*Oregon	L	74-84
J9	*at Arizona State (ot)	L	59-64
J12	+at Houston	W	85-71
J17	*at Stanford	L	52-56
J19	+*at California	W	79-75
J24	+*Washington State	W	76-64
J26	+*Washington	W	84-69
J31	+*at USC	W	80-69
F2	*at UCLA	L	60-82
F10	*Arizona State	L	54-59
F14	+*California	W	83-73
F16	*Stanford	L	66-67
F21	*at Washington	L	66-75
F23	+*at Washington State	W	65-55
F28	*USC	L	58-70
M2	*UCLA	L	66-68
M6	+*at Oregon State	W	81-45
M8	*at Oregon	L	69-78
M12	+vs. Oregon State (5)	W	87-56
M13	vs. Stanford (5)	L	64-75
M20	+vs. West Virginia (6)	L	65-75

\* Pacific-10 Conference game (0-10, 7th+)

- (1) Jayhawk Invitational
- (2) Big 12/Pac-10 Hardwood Series
- (3) at United Center, Chicago, Ill.
- (4) Fiesta Bowl Classic, Tucson, Ariz.
- (5) Pacific Life Pac-10 Tournament, Los Angeles, Calif.
- (6) NCAA First/Second Rounds, Washington, D.C.

(+) Results vacated due to NCAA infractions under a previous head coach, including NCAA Tournament appearance. Actual on-court record was 19-15 overall, 8-10 in Pac-10 play.

**2008-09**  
**Won 21, Lost 14**  
**Coach: Russ Pennell**  
**Fiesta Bowl Classic Champions**  
**NCAA Tournament Participants**

N17	Florida Atlantic (1)	W	75-62
N18	UAB (1)	L	71-72
N24	vs. Mississippi Valley State (2)	W	86-52
N25	vs. Santa Clara (2)	W	69-66
N30	Northern Arizona	W	74-57
D2	Loyola Marymount	W	84-57
D5	at Texas A&M (3)	L	66-67
D10	San Diego State	W	69-56
D14	vs. Gonzaga (4)	W	69-64
D20	at UNLV	L	64-79
D23	Kansas (5)	W	84-67
D29	Weber State	W	71-65
J2	*at California	L	55-69
J4	*at Stanford	L	60-76
J8	*Oregon	W	67-52
J10	*Oregon State	W	64-47
J15	*at UCLA	L	60-83
J17	*at USC	L	64-65
J21	*Arizona State	L	47-53
J24	Houston (ot)	W	96-90
J29	*Washington	W	106-97
J31	*Washington State	W	66-56
F5	*at Oregon State	W	56-53
F7	*at Oregon	W	87-77
F12	*USC	W	83-76
F14	*UCLA	W	84-72

F22	*at Arizona State	L	68-70
F26	*at Washington State	L	69-53
F28	*at Washington	L	78-83
M5	*California	L	77-83
M7	*Stanford	W	101-87
M11	vs. Arizona State (6)	L	56-68
M20	vs. Utah (7)	W	84-71
M22	vs. Cleveland State (7)	W	71-57
M27	vs. (1) Louisville (8)	L	64-103

\* Pacific-10 Conference game (9-9, T5th)

- (1) Dick's Sporting Goods NIT Season Tip-off, Tucson Ariz.
- (2) Dick's Sporting Goods NIT Season Tip-off Consolation, Athens, Ga.
- (3) Big 12/Pac-10 Hardwood Series
- (4) at U.S. Airways Center, Phoenix, Ariz.
- (5) Fiesta Bowl Classic, Tucson, Ariz.
- (6) Pacific Life Pac-10 Tournament, Los Angeles, Calif.
- (7) NCAA First/Second Rounds, Miami, Fla.
- (8) NCAA Midwest Regional, Indianapolis, Ind.

**2009-10**  
**Won 16, Lost 15**  
**Coach: Sean Miller**

N15	Northern Arizona	W	87-70
N19	Rice	W	66-49
N23	vs. Wisconsin (1)	L	61-65
N24	vs. Colorado (1) (ot)	W	91-87
N25	vs. Vanderbilt (1)	L	72-84
D2	UNLV (2ot)	L	72-74
D6	at Oklahoma (2)	L	62-79
D9	Louisiana Tech	W	83-67
D12	at San Diego State	L	46-63
D21	Lipscomb (ot)	W	83-82
D23	North Carolina State	W	76-74
D28	Brigham Young (3)	L	69-99
D31	*at USC	L	50-56
J2	*at UCLA	W	77-63
J8	*Washington State	L	76-78
J10	*Washington	W	87-70
J14	*at Oregon State	L	64-67
J16	*at Oregon	W	74-60
J23	*at Arizona State	W	77-58
J28	*Stanford	W	76-68
J31	*California	W	76-72
F4	*at Washington	L	75-81
F6	*at Washington State	L	60-78
F11	*Oregon	W	70-57
F13	*Oregon State	L	55-63
F21	*Arizona State	L	69-73
F25	*at California	L	71-95
F27	*at Stanford	W	71-69
M4	*UCLA	W	78-73
M6	*USC (2ot)	W	86-84
M11	UCLA (4)	L	69-75

\* Pacific-10 Conference game (10-8, 4th)

- (1) EA Sports Maui Invitational, Lahaina, Hawaii
- (2) Big 12/Pac-10 Hardwood Series
- (3) Desert Diamond Fiesta Bowl Classic, Tucson, Ariz.
- (4) Pacific Life Pac-10 Tournament, Los Angeles, Calif.

**2010-11**  
**Won 30, Lost 8**  
**Coach: Sean Miller**  
**Fiesta Bowl Classic Champions**  
**Pacific-10 Conference Champions**  
**NCAA Tournament Participants**

N14	Idaho State	W	90-42
N18	New Mexico State	W	83-57
N21	Northern Colorado (1)	W	93-70
N23	Bethune-Cookman (1)	W	78-45
N26	vs. Santa Clara (2)	W	82-59
N27	vs. Kansas (2)	L	79-87
D1	at Rice	W	84-57
D5	Oklahoma (3)	W	83-60
D8	Cal State Fullerton	W	73-62
D11	vs. Brigham Young (4)	L	65-87
D16	Northern Arizona (5)	W	63-58
D19	at North Carolina State	W	72-62
D22	Robert Morris	W	82-56
D30	*at Oregon	W	76-57
J2	*at Oregon State	L	75-76
J6	*California	W	73-71
J8	*Stanford	W	67-57
J15	*Arizona State	W	80-69
J20	*at Washington	L	68-85
J22	*at Washington State	W	65-63
J27	*UCLA	W	85-74
J29	*USC	W	82-73
F3	*at Stanford	W	78-69
F5	*at California (3ot)	W	107-105
F13	*at Arizona State	W	67-52
F17	*Washington State	W	79-70
F19	*Washington	W	87-86
F24	*at USC	L	57-65
F26	*at UCLA	L	49-71
M3	*Oregon State	W	70-59
M5	*Oregon	W	90-82

M10	vs. Oregon State (6)	W	78-69
M11	vs. USC (6)	W	67-62
M12	vs. Washington (ot) (6)	L	75-77
M18	vs. Memphis (7)	W	77-75
M20	vs. Texas (7)	W	70-69
M24	vs. Duke (8)	W	93-77
M26	vs. Connecticut (8)	L	63-65

\* Pacific-10 Conference game (14-4, 1st)

- (1) iBN Las Vegas Invitational, Tucson, Ariz.
- (2) iBN Las Vegas Invitational, Las Vegas, Nev.
- (3) Big 12/Pac-10 Hardwood Series
- (4) at Energy Solutions Arena, Salt Lake City, Utah
- (5) Fiesta Bowl Basketball Classic, Tucson, Ariz.
- (6) Pacific Life Pac-10 Tournament, Los Angeles, Calif.
- (7) NCAA Second/Third Rounds, Tulsa, Okla.
- (8) NCAA West Regional, Anaheim, Calif.

ARIZONA





( ) Captain

**A**

Abbot, Howard	1932, 33, 34
Aboud, Michael	1965, 66, (67)
Adams, Hassan	2003, 04, 05, 06
Albight, Dennis G.	1963, 65
Aleksa, Robert	1975, 76
Allen, Ronald S.	1973, (74)
Allin, Thomas R.	1941, 42
Anderson, Bruce D.	1970, 71, (72)
Anderson, Rick	1999, 2000, (02) (03)
Anderson, Warren A.	1970
Arenas, Gilbert	2000, 01
<b>Arvizu, Robert</b>	<b>2011</b>
Ash, John	1997, 99, 00, 01

**B**

Bagga, David	2006, 07, 08, 09
Baldwin, Cecil Eugene	1957
Ballantyne, Thomas M.	1942, 43, 44, 46, 47
Balsley, Sam (Mgr.)	1965, 66
Barkley, John D. (Mgr.)	1956
Barmentloo, Marty	1995
Barnes, Richard L.	1970
Barrett, James T.	1912
Barringer, John B.	1936, 37
Barthels, Kendrick A.	1936
Bayless, Jerryd	2008
Beach, Charles F.	1913
Bejarano, Daniel	2011
Belobraydic, John M.	1979, 80, 81, 83
Bergman, Craig J.	1988
Berman, H. Robert	1918
Berra, Carl	1938, 39, (40)
Bibby, Mike	1997, 98
Biggs, John	1935
Birkner, Hugo Ernest	1907
Black, John Russell	1939, 40, 41
Black, William Thomas	1944
Blades, Ernest O.	1907, 08, 09, (10)
Blair, Joseph J.	1993, 94, 95, 96
Blankinship, James Darrell	1955
Blevins, Leon G.	1949, (50)
Bliss, Edward (Mgr.)	1926
Boddie, Jamal (Mgr.)	2006, 07, 08, 09
Bohannon, Etdrick S.	1993
Booker, George Vance	1923
Borodkin, Marvin	1942, 43, (46), (47)
Bowen, Harold. (Mgr.)	1924
Brackenburg, Richard A.	1916, 17
Bradford, Hubert	1905
Bramlett, A.J.	1996, 97, 98, (99)
Brase, Matt	2004, 05
Brautigan, Roger	1966
Breck, William D.	1962, 63, 64
Brielmaier, Bret	2005, 06, 07, 08
Brittain, James A.	1959
Broadwater, Forrest Ronald	1932
Brooke, Paul C.	1917
Brooke, Eddie E. (Mgr.)	1927
Brooks, Kenneth (Mgr.)	1968, 69
Brookshier, Frank A.	1924, 25, (26), (27)
Brower, James E.	1953, 54, (55)
Brown, Andy	1994
Brown, Charles Owen, Jr.	(1905), (06)
Brown, J. Duncan	1927
Brown, Lawrence A.	1954
Brown, Roger G.	1918
Brown, Russell K.	1978, 79, 80, (81)
Bruner, John M.	1952, 53, (54)
Brunkhorst, Brock	1982, 83, 84, (85)
Buchannan, David (Mgr.)	2010, 11
Budinger, Chase	2007, 08, (09)
Buechler, Judson D.	1987, 88, 89, (90)
Burns, David J.	1974, (75)
Bush, Julius Ralph	1918
Butts, Horatio Cotter	1926
Bynum, Will	2002
Byrne, Vincent R.	1932, 33, 34

**C**

Capps, Clarence R.	1945
Carroll, Arthur	1949, 51
Case, Travis J.	1951, 53
Castles, John, (Mgr)	1999, 00, 01, 02, 03, 04
Cherry, Joe Wesley	1947, 48, 49
Christy, Marshall, (Mgr.)	1933
Clark, Marvin Carl	1923, 24, (25)
Clarke, Dan W.	1937, 38, (39)
Clausen, Monte C.	1961, 62, 63
Clemeons, Phillip	1919
Cloud, Leo Fredrick	1911, 12, 13, 14, (15)
Cochran, Horace Merle	1912, 13
Collins, Jeff	1981
Cohen, Adam (Mgr.)	2006, 07, 08
Coltrin, Marion J.	1936, 37
Conner, Jon C.	1958, 59, (60)

Conway, Joseph W.	1919
Conway, Raymond W.	1937, 38, 39
Cook, Anthony L.	1986, 87, 88, (89)
Cook, Charles E.	1964
Cook, Greg	1982
Cooke, Troy	1983, 84
Cooper, Eric E.	1986
Cox, Leander, Jr.	1938, 40
Coyle, Terence M.	1955, 56, 57
Crawford, Jon A.	1959
Crismom, Edgar T.	1931, 32, (33)
Crouch, Cecil James	1948, 50
Crouch, Robert E.	1925, 26, 27
Crum, Hillard H. Jr.	1946, 47, 48, (49)
Cellen, Albert Vincent	1941, (42), 43
Culin, John Harding	1907, 08
Curry, Ron	1989
Cushman, John F.	1956

**D**

Daasch, Edward F.	1963 (Mgr.), 64 (Mgr.), 65
Danley, Alonzo Lee	1937, 38, 39
Dauk, Regis A.	1961, 62, 63
Davis, Ben	1995, (96)
David, Brian, L.	1987, 89, 90
Davis, Frank (Mgr.)	1934, 35
Davis, Ronald D.	1980, 81
Davis, William D.	1967, (68)
Davis, William Kenny	1977, 78
Davidson, Ross	2010
Davison, Bennett	1997, 98
Decker, William J.	1962
DeFrancesco, Salvatore J., (Mgr.)	1955
Demic, Lawrence C.	1976, 77, 78, (79)
Demody, Richard L.	1942, 43, 44
Derrett, Trevor (Mgr.)	2011
Dickerson, Michael	1995, 96, (97), (98)
Dicus, Waldo M.	1928, 29, (30)
Diebold, Theodore R.	1927
DiGrazia, M. Lorry	1936, 37, 38
Dillon, Daniel	2005, 06, 07, 08
Dillon, Jerome L.	1951, 52
Donnelly, Raymond E.	1979, 80
Donovan, Tom	1943
Doolen, Edward W.	1963, 64, 65
Douglas, Robbie Dean	1978, 80, 81
Douglas, Ruben	1999
Doyle, James Perry	1919
Drachman, Byron C.	1926
Drucker, Melvyn (Mgr.)	1960
Dunlap, James E.	1950, 52, 53
Dutt, Marvin Alvin	1960, (61)
Duwe, Heman A.	1934, 35

**E**

Eafon, Kelvin	1995, 96
Echols, Randall E.	1973
Eddy, Jackson R.	1953, 54
Edgar, John	1985, (86)
Edgerton, Ambrose Earl	1907, 08
Egerton, Eugene	1997, 98, 99, (2001)
Edwards, Lawrence	1928
Edwards, Philip C.	1971, 72, 73
Ehlmann, Thomas	1975
Elder, William David	1946
Elliott, Lloyd Creighton	1911, 13
Elliott, Robert A.	1974, 75, 76, (77)
Elliott, Sean M.	1986, 87, 88, (89)
Ellis, Bleu (Mgr.)	2005
Enke, Fred William	1946, 47, (48)
Ensor, Ken	1983, 84
Eppler, James F.	1956, 57
Erdhaus, J. Fred	1939
Ewald, Larry Douglas	1958

**F**

Farman, Richard R. (Mgr.)	1962
Feld, Jeff (Mgr.)	2006, 07, 08, 09, 10
Fellah, Anas	2002
Fickett, Webster L.	1914
Filbrun, Davis Eugene	1932, 33, 34
Flake, William Lindsey	1940, 41
Flanagan, Kevin T.	1991, 92, 93, (94)
Flannery, John B. (Mgr.)	1954
Fleming, Albert Jr.	1973, 74, 75, (76)
Flynn, Wesley T.	1961, 62, (63)
<b>Fogg, Kyle</b>	<b>2009, 10, 11</b>
Forbes, Joyce E.	1962
Foster, Michael E.	1968, 69, (70)
Fox, Harvey B.	1964, 65, (66)
Fox, Isaiah	2002, 03, 05, 06
Fraser, Bruce T.	1985, 86, 87
Frazier, Lamont	2000, 01
Frye, Channing	2002, 03, (04), (05)
Fuller, Ronald	1976

**G**

Garcia, Rudolph R. (Mgr.)	1962
Gardner, Jason	2000, 01, (02), (03)
Gardner, L. Scott	1972
Gatchel, Donald G.	1940, 41
Geary, Reginald E.	1993, 94, 95, (96)
Geldmacher, Jay L.	1974
Genesen, Barry (Mgr.)	1964
Genung, George Farrell	1942, (43), (44), 46, 47
Gibbings, Frank Tom	1924, 26
Gillem, Alvan Cullam, Jr.	1907, 08
Gittles, Gerald A. (Mgr.)	1952
Gladney, Jerome C.	1974, 75, 76, 77
Glennon, Joseph Henry	1913
Goar, H. Lionel	1956, 57
Goar, Leon O.	1955
Goodman, A. Harold	(1945), 46
Goodman, Neil Nathaniel	1929, (30)
Goodwin, Gordon Austin	1920, 21
Gordy, Leonard	1974, 75, 76, (77)
Graham, John O.	1931
Gray, Harry J.	1931
Green, Pharoah (Mgr.)	2011
Greene, Bradley W.	1967, 68
Greene, George E.	1949, 50
Greenfield, Tom Guy	1937, 38
Gridley, Rollin T.	1925, 26, 27
Grimes, Stanley E. (Mgr.)	1956, 57
Grossetta, Warren Arthur	1908, (Mgr.) 09

**H**

Hall, Robert Lakenan	1944
Ham, Cox (Mgr.)	1940
Hanour, Travis	2001
Hansen, James E.	1967, 68, (69)
Hansen, Peter	2002
Hansen, Robert L.	1964, 65, (66)
Harbour, John L.	1968, 69
Hargis, William	1930
Harper, Wilmer Eugene	1939, 40, (41)
Harris, Donnell	1996, 97, 98
Harris, Russell	2000
Harrington, Richard (Mgr.)	1959, 60
Harris, Herman B.	1974, 75, 76, (77)
Harris, Lawrence R.	1962, 63, 64
Harris, Lynam	1972, (73)
Harrison, Gary L.	1975, 76, 77
Hartman, Minor Louis	1911
Haskin, David	1983, 84, 85, 86
Hatcher, Burrell Richard	1905, 07
Hawkins, Jim (Mgr.)	2004, 05, 06, 07
Hawthorne, George N.	1979, 80
Hayes, Francis Robert. (Mgr.)	1912, (13), (Mgr.) 14
Hayhurst, Normal Clifton	1912, (13), (Mgr.) 14
Held, Eddie Charles	1938
Helm, Hugh Max	1942, 43
Helm, Walter M.	1936, 37, (38)
Henderson, Ronald Clyde	1911
Hennick, Ryan (Mgr.)	2004, 05, 06, 07
Henry, Jarom (Mgr.)	2010, 11
Herndon, James Prugh	1917, 18, (19)
Hill, Jordan	2007, 08, 09
<b>Hill, Solomon</b>	<b>2010, 11</b>
Hobbs, John Cole	1920, 22, 23
Honea, Robert L.	1949, 50, (51)
Hopkins, Robert Louis	1957, 58, (59)
Horne, Jamelle	2008, 09, 10, (11)
Howell, Jack R.	1949, 51, 52
Howell, Robert E.	1954
Huckestein, James W.	1971, (72)
Hudak, William C. (Mgr.)	1954, 56
Hull, T. Gordon	1924

**I**

Iguodala, Andre	2003, 04
Inglis, David L.	1953, 56
Irvine, Wm. C. (Mgr.)	1950
Irving, John L.	1973
Iselein, Albin A.	(1918)
Islas, Oscar H.	1952, 54

**J**

Jack, William Christian	1934
Jackson, George Dewar	1936, 37, 38
Jackson, Jake (Mgr.)	2006, 07, 08, 09, 10
Jackson, Keith	1982, 83, 84, 85
Jacobs, Gerald T.	1965
Jacobs, Rolf A.	1985, 86
<b>Jacobson, Alex</b>	<b>2009, 10, 11</b>
Jacoby, David Theodore	1921
Jefferson, Richard	1999, 2000, 01
Jenkins, Ortege	1998
Jensen, Joseph (Mgr.)	2003, 04, 05, 06
Johnson, Albert J.	1963, 64, 65
Johns, Cliff	1993
Johnson, Deron	1991, 92

Johnson, George	1932, 33, (34)
Johnson, Leo C.	1949, 50, (51)
Johnson, Roger E.	1950, 51, (52)
Johnson, Samuel H.	1936, 38, 39
Johnson, Zane	2008, 09
Johnston, James H.	1950
Jones, Lamont	2010, 11
Jones, Mitchell E.	1976, 78
Jones, Percy Wonson	1907
Jones, Robin (Mgr.)	1970, 71, 72
Jordan, George Bernie	1938, 39, (40)
Jordan, Robert C.	1960
Judkins, Garland	2009
Jung, Brian E.	1976, 77
Jung, Mark	1982

**K**

Kain, Sidney L.	1952, 53
Kannner, Steven M.	(1975)
Keener, Joey (Mgr.)	2010
Kelley, Jarvis	1994
Kelly, William (Mgr.)	2007, 08, 09, 10
Kemmeries, William F.	1951, 52, (53)
Kentz, Joe (Mgr.)	1967, 68
Kerr, Steven D.	1984, 85, (86), (88)
Kinkade, Kevin W.	1975
Kordik, Michael W.	(1968)
Kurtz, Ken Joe	1965

**L**

Lampner, Leon (Mgr.)	1945
Larson, Bruce Alan	1949, 50
Latimore, Dennis	2002
<b>Lavender, Brendon</b>	<b>2009, 10, 11</b>
LaVetter, Charles N.	1964
Lavoy, Thomas O.	1963, 64, 65
Lawson, Thomas E.	1972, (73)
LaZar, Arthur M.	1961
Lazovich, Eli S.	1952, 53, 54, (55)
Lee, Jason	1997
Lee, Thomas C.	1969, 70, (71)
Lee, N. Warner	1959, 60
Leftault, Charles J.	1952, 53
Leiber, Henry Edward	1931
Leshner, Charles Zaner	1916
Lester, Walter Coyle	1924, 26
Levine, Aaron (Mgr.)	2010, 11
Lewis, John William	1905
Lindstrom, E. Gordon	1967, 68
Lloyd, Gregory	1976
Lockling, Bret Harlow	1920, 21, (22)
Lofton, Kenneth	1986, 87, 88, 89
Low, John H. (Mgr.)	1942, 43
Lubbers, Earl R.	1957
Lutich, Balbo J.	1951
Lutz, Cedric (Mgr.)	1932

**M**

Mack, Francis C.	1912, 13, (Mgr.), 15
Maffeo, James Stephen	1914, 15 (Mgr), 16, (17)
Magno, Jack	1982
Mann, William Gibson	1947, 48, (49)
Marsh, Chester L.	1925, 26
Marshall, Timothy D.	1976, 77, 78
Mason, Harvey J.	1987, 88, 89, 90
Matulis, Adolph John	1941
Maxey, Sylvester A.	1976
Maxwell, Robert E. Jr.	1959
<b>Mayer, Jordin</b>	<b>2011</b>
McAndrew, Patrick F.	1966
McClellan, Jawann	2005, 06, 07, (08)
McCray, Ernest C.	1958, 59, (60)
McIntyre, John Jacob	1946, 48
McKinney, Walter	1969, 70, 71
McLean, Joseph R.	1993, 94, 95, (96)
McMillan, Craig S.	1985, 86, 87, 88
McSherry, Frank J.	1916, 17
Mellon, Donald E.	1980, 82, 83
Metz, Dean L.	1955, 56
Mikla, Tony, (Mgr)	1998, 99, 00, 01, 02
Millar, Leslie Creighton	1908, 09, 10
Miller, Charles W.	1925, 26, 27
Miller, Charles W.	1980, 81, 82
Miller, David (Mgr.)	2011
Miller, John Robert	1942, 43, 44
Mills, Christopher L.	1991, 92, (93)
Ming, Marcus Aurelius Smith (Mgr.)	1961
Mitchell, Lanny R.	1970, 71
Mitchell, Wm. (Mgr.)	1961
Moe, Richard L. (Mgr.)	1954, 55, 56, 57
Money, Eric V.	1973, (74)
Morales, Tony Leyva	1947, 48, 50
Morris, Lawrence Charles	1917
Mosebar, David P.	1980
Mower, Richard Lee	1957, 58, (59)
Muehlebach, Lawrence M.	1988, 89, 90, (91)
Mueller, Robert Louis	1956, 57, 58



Muhlbach, Beau ..... 2004
Murphy, Jack, (Mgr) .... 1999, 00, 01, 02, 03
Myers, Eddie M. .... 1969, 70, 71
Myles, Gilbert ..... 1975, 76, 77

N
Naegle, Raymond Lynn ..... 1940
Najera, Magarito (Mgr.) ..... 2010, 11
Natyazhko, Kyryl ..... 2010, 11
Nehls, Joseph A. .... 1978, 79, (80)
Nelson, Myron ..... 1929, 30, (31)
Newsome, John ..... 1966, 67
Nordyke, Spencer P. (Mgr.) ..... 1930
Norman, Coniel ..... 1973, (74)
Norris, William H. Jr. .... 1972
Nymeyer, Edward Fred ..... 1956, 57, (58)

O
O'Donald, William A. .... 1955, 56, 57
O'Haco, Michael ..... 1941
Oldham, James R. .... 1925
Onobun, Fendi ..... 2006, 07, 08, 09
Oosterveen, Ernest ..... 1955, 56
Othick, Matt ..... 1989, 90, 91, (92)
Owes, Raymond ..... 1992, 93, 94, (95)

P
Pace, Roy (Mgr.) ..... 1925
Padelford, John Carlton Jr. .... 1943, 47, (48)
Palm, Robert ..... 1935
Parrom, Kevin ..... 2010, 11
Pastner, Josh ..... 1997, 98, 99, 2000
Patten, Eugene V. .... 1924
Patten, Harold A. .... 1928, 29, 30
Penner, Paul H. .... 1950
Perry, Jesse ..... 2011
Peterson, Alan (Mgr.) . . . 2005, 06, 07, 08, 09
Peterson, Charles Phillip ..... 1945
Peterson, Wiley K. .... 1928
Peyton, David (Mgr.) ..... 1954
Phelps, Wilford W. .... 1916, 17
Pickett, Theodis ..... 1964, 65, 66
Pistor, William Jacob ..... 1919, 20, 21, 22
Pitts, Wm. E. (Mgr.) ..... 1954
Ponsford, George A. .... 1932, 33, 34
Porter, Todd ..... 1983
Porter, William A. .... 1915, 16
Post, James (Mgr.) ..... 2000, 01, 02
Preininger, Clair B. .... 1935
Prince, J.P. .... 2006
Pryce, William M. .... 1928

R
Rachim, Abe (Mgr.) ..... 1937
Raczynski, Adam (Mgr.) . . . 2004, 05, 06, 07
Radenovic, Ivan ..... 2004, 05, (06), (07)
Raffety, Jack ..... 1931, (32)
Ranne, Jason ..... 2001, 02, 03, (04)
Rappis, James M. .... 1973, 74, 75, (76)
Reagor, Ralph D. .... 1935
Rebstock, Duane ..... 1909 (Mgr.), 10, 11
Redd, Hadie ..... 1954, 55
Redfern, Milton L. .... 1927, 28
Reeves, Khalid ..... 1991, 92, 93, (94)
Reeves, Robert William . . . 1955, (56), (57)
Reynolds, A.S. (Mgr.) ..... 1948, 50
Rhodes, Ralph Lyman ..... 1913, 14
Rhodes, Raymond L. (Mgr.) ..... 1948, 49
Rhodes, William A. (Mgr.) ..... 1958
Richey, Jason ..... 1994
Richmond, Lincoln A. . . 1944, 46, (47), 48, 49
Ricks, Claude Lee, Jr. (Mgr.) ..... 1947, 48
Ridge, Warren C. .... 1956, 57, (58)
Ridgway, George Richard . . . 1929, 30, (31)
Rigdon, Dylan M. .... 1993, 94
Riggs, John D. .... 1930
Robertson, George B. .... (1909)
Robinson, Dwayne M. .... 1937
Rochlin, Abraham (Mgr.) ..... 1937
Rodgers, Chris ..... 2003, 04, 05, 06
Rooks, Sean Lester ..... 1989, 90, 91, (92)
Root, Richard A. .... 1966, 67, 67
Rosborough, Greg (Mgr.) . . 2002, 03, 04, 05
Rountree, George ..... 1953, 54, (55)
Rubin, Jacob (Mgr.) ..... 2011
Ruman, Robert P. .... 1941, (42), 43
Rustand, Warren S. .... 1963, (64), 65

S
Salazar, Jose Urbano ..... 1907, (08), 10
Sancet, Frank ..... 1929
Schlebaum, Wm. Michael ..... 1958
Schmidt, Casey ..... 1990, 91
Scholtzhauer, Walter S. .... (1935), 36
Schuff, David A. .... 1951
Schwertley, Michael ..... 2000, 02
Scott, Gregg ..... 1983
Scurlock, Dan A. .... 1961

Seal, James G. .... 1959
Seigle, Kenneth Garland ..... 1937, 39
Sessions, Alm Preston ..... 1913, 14, 15, (16)
Shakur, Mustafa, ..... 2004, 05, (06), (07)
Shoemaker, Tom R. .... 1951
Shumpert, D.J. .... 2009, 10
Sieger, Elias ..... 1948
Silverstein, Louis ..... 1944, 46
Simon, Miles ..... 1995, 96, (97), (98)
Sirriner, George Keith ..... 1945
Skaisgir, Joseph G. .... 1961, (62)
Skousen, Clarence ..... 1925
Slonaker, Alter L. .... 1918, 19, (20)
Smallwood, Eugene E. (Mgr.) ..... 1951
Smith, Clarence J., Jr. (Mgr.) ..... 1951
Smith, Eddie ..... (1984), 85
Smith, Frank H. Jr. .... 1980, 81, (82), 83
Smith, John A. .... 1978, 79, 80, 81
Smitheran, William R. .... 1953, 54
Sorenson, George ..... 1927, (28), (29)
Souter, James (Mgr.) ..... 1958, (Mgr.) 50
Spahn, Robert G. .... 1964, 65, (66)
Spaulding, George Frederick ..... (1911)
Spencer, Lucas ..... 2008
Stamps, Roland A. .... 1968
Stanton, Allan Jaynes ..... 1951, 52
Steele, James Charles ..... 1945
Stevens, Russell L. .... 1960, 61
Stevens, Sam S. .... 1946
Stewart, Jason ..... 1997, 98, 99
Stewart, Jesse Hobson ..... 1905
Stokes, Edward K. .... 1990, 91, 92, 93
Stoudamire, Damon ..... 1992, 93, (94), (95)
Stoudamire, Salim ..... 2002, 03, 04, (05)
Strigel, J. Donald ..... 1928, 29, 30
Strong, Leon Henri ..... 1909
Strong, Paul A. .... 1972, 73
Sullivan, James Daniel ..... (1912)
Sutton, Tom ..... 1966
Swick-Vialo, Mitchell ..... 1930

T
Tait, Michael ..... 1984
Tangara, Mohamed ..... 2006, 07, 08
Tatum, Tyler (Mgr.) ..... 2010, 11
Taylor, Greg ..... 1983
Taylor, Morgan ..... 1983, 85
Taylor, Philip E. .... 1975, 76, 77, (78)
Tebbs, Quynn ..... 1998
Terry, Jason ..... 1996, 97, 98, (99)
Tewksbury, Raymond W. .... 1931
Thomas, Robert Russell . . . 1921, 22, 23, 24
Thomason, Austin ..... 1931
Thompson, Arthur Perry (Mgr.) ..... 1908
Tolbert, Byron Thomas ..... 1987, 88
Thompson, Harvey ..... 1982, 83, 84
Torres, Filberto ..... 2002, 03, 04
Torres, Paul (Mgr.) ..... 2008
Tovrea, Harold Charles . . 1921, 22, (23), (24)
Tovrea, J. Howard (Mgr.) ..... 1928
Trask, William T. (Mgr.) ..... 1970
Treat, James M. (Mgr.) ..... 1972
Triniman, Richard ..... 1923
Troutt, Maurice Kenneth ..... 1949, 50
Troutz, Andrew Jack ..... 1946
Truman, Irvong F. .... 1913, 14
Tucker, Ben (Mgr.) ..... 2008, 09, 10, 11
Turley, Harold E. .... 1934, 35
Turner, Joe L. .... 1985, 86, 87, 88
Turner, John M. (Pat) ..... 1936
Turner, John W. Jr. .... 1930

U
Udall, Calvin H. .... 1945
Udall, Morris K. .... 1942, (47), 48
Udall, Stewart Lee ..... 1939, 40, 46
Ugrin, John A. .... 1969, 71
Underhill, Howard Lawrence Talcott
..... 1911 (Mgr.), 12

V
Van Atta, Thomas A. (Mgr.) ..... 1955
Van Coevering, James ..... 1969, 70
Van Dusan, Robert E. .... 1923
Van Hook, Jack R. .... 1936
Van Keuren, Jordan (Mgr.) ..... 2010
Verdejo, Jesus ..... 2005
Vialo, Mitchell Swick ..... 1930
Vickers, Elmer Francis Jr. . . . 1934, 35, (36)
Vlahogorge, John ..... 1982

W
Wagner, Joseph William ..... 1955, (56)
Wakefield, James H. .... 1973, 74
Walker, Rickey ..... 1982
Wallace, Thomas Jay, . . . 1918, 19, (21), 22
Walters, Charles N. (Mgr.) ..... 1936

Walters, Kirk ..... 2004, 05, 06, 08
Walton, Luke ..... 2000, 01, (02), (03)
Warford, Ralph Elmo ..... 1935, 36, (37)
Warner, William ..... 1969, 70, 71
Warnock, Harold Charles ..... 1932, 33, 34
Washington, Herbert A. .... 1907
Webb, Wilber C. .... 1930
Weese, Charles Wm. .... 1960, (61)
Welton, Rex M. .... 1967, 68, 69
Weigl, Nathan (Mgr.) ..... 2001, 02, 03, 04
Wessel, Justin ..... 1998, 99, 2000, (01)
Westfall, Leslie ..... 1940, 41, 42
Wheatley, Bruce M. .... 1986
Wiekping, Max ..... 2010, 11
Williams, Brian C. .... 1990, 91
Williams, Corey ..... 1993, 94, 95, (96)
Williams, Derrick ..... 2010, 11
Williams, Joe (Mgr.) ..... 2002, 03, 04, 05
Williams, Marcus ..... 2006, 07
Williams, Peter ..... (1984), 85
Williams, Thomas ..... 1977, 78
Wilson, Gordon Kenneth ..... 1954
Wilson, Puntos ..... 1983
Wilson, Traves ..... 1999
Winters, Ralph Curtis ..... 1935
Wise, Dondre ..... 2010, 11
Wise, Nic ..... 2007, 08, (09), (10)
Wolfin, Hugh M. .... 1907
Womack, Wayne ..... 1989, 90, 91, (92)
Wood, Osie Leon III ..... 1980
Wooddell, Charles Edward ..... 1905
Woods, Loren ..... 2000, (01)
Wright, Michael ..... 1999, 2000, 01
Wuerderman, Emil K. .... 1905
Wuerderman, Walter Henry ..... 1910

Y
Young, Robert Kirk ..... 1960, 61, 62
Yurkovich, Dan ..... 1945

Z
Zahn, Andrew ..... 2002
Zeller, Miles Murton ..... 1959
Zeno, Michael G. .... 1979

Active Players listed in Bold





**Since 1940**

**00**  
 Gilbert Myles, G, 1974-78  
 Anthony Cook, F, 1985-89

**0**  
 Gilbert Arenas, G, 1999-2001  
 Jerryd Bayless, G, 2007-08  
**Dondre Wise, G, 2010-11**

**1**  
 Leon Wood, G, 1979-1980  
 Fendi Onobun, F, 2008-09  
**Kyryl Natyazhko, C, 2009-11**

**2**  
 Luke Recker, G/F, 1999-2000  
 Michael Wright, F, 2000-01  
 Isaiah Fox, C, 2002-06  
 Zane Johnson, F, 2007-09  
 Daniel Bejarano, G, 2010-11

**3**  
 Garland Seigle, G, 1939-40  
 Gail Standage, F, 1944-45  
 Tony Morales, F, 1948-50  
 Art Carroll, F, 1950-51  
 Haddie Redd, F, 1951-52  
 Jackson Eddy, F, 1952-53  
 Rudy Garcia, G, 1956-57  
 Jon Conner, G, 1958-60  
 Khalid Reeves, G, 1990-94  
 Loren Woods, C, 1999-2001  
 Will Bynum, G, 2001-03  
 Marcus Williams, G, 2005-07  
**Kevin Parrom, G/F, 2009-11**

**4**  
 L.J. Cox, C, 1939-40  
 Helm Hugh, G, 1940-41  
 Sidney J. McDuff, G, 1944-45  
 William Storie, F, 1945-46  
 Leo Johnson, G, 1949-51  
 Jon Bruner, F, 1951-53  
 Rick Dienes, G/F, 1959-60  
 Bill Mower, G, 1959-61  
 Buster Forbes, G, 1961-62  
 Ben Davis, C, 1994-96  
 Luke Walton, F, 1998-2003  
 Garland Judkins, G, 2008-10

**5**  
 John Black, G, 1939-41  
 Jimmy Steele, F, 1944-45  
 Tim Ballantyne, C, 1945-46  
 Leon Blevins, F, 1948-50  
 Dave Schuff, F, 1950-51  
 Oscar Islas, F, 1951-52  
 Rudy Castro, G, 1952-53  
 Terry Coyle, G, 1954-55  
 Frank Nelson, G, 1956-57  
 Andy Liechty, F, 1958-59  
 Bill Mower, G, 1959-61  
 Buster Forbes, G, 1961-62  
 Ruben Douglas, G, 1998-99  
 Travis Hanour, G, 2000-02  
 Jawann McClellan, G, 2004-08  
**Robert Arvizu, G, 2010-11**

**6**  
 Mike O'Haco, G, 1939-40  
 Bob Ruman, F, 1940-41  
 John Angulo, F, 1944-46

**7**  
 Don Gatchel, G, 1939-41  
 Jack Troutz, F, 1944-46

**8**  
 Dave Hood, G, 1939-40  
 Mike O'Haco, F, 1940-41  
 Louis Silverstein, G, 1944-46

**9**  
 Wilmer Harper, F, 1939-41  
 Paul Lerado, G, 1944-45  
 Fred W. Enke, F, 1945-46

**10**  
 Lynn Naegle, F, 1939-41  
 Philip Peterson, C, 1944-45  
 William Elder, F, 1945-46  
 Jim Steele, F, 1947-48  
 Jon Conner, G, 1958-60  
 Wes Flynn, G, 1961-63  
 Ken Kurtz, G, 1964-65  
 Walt McKinney, G, 1968-71  
 Joe Nehls, G, 1976-77  
 Russell Brown, G, 1977-81  
 Brock Brunkhorst, G, 1981-85  
 Jason Richey, G, 1993-94  
*Mike Bibby, G, 1996-98*

**11**  
 Leslie Westfall, C, 1939-40  
 Adolph Matulis, G, 1940-41  
 Stewart Udall, G, 1945-46  
 Jim Troutt, F, 1948-51  
 Ed Fender, G, 1951-52  
 Ted Lazovich, F, 1954-55  
 Rudy Garcia, G, 1958-59  
 Bob Jordan, G, 1959-60  
 Wes Flynn, G, 1961-62  
 Chuck Lavetter, G, 1962-63  
 Bob Spahn, G, 1965-66  
 John Padelford, G, 1968-69  
 Lanny Mitchell, G, 1969-71  
 Jim McLaughlin, G, 1971-72  
 Maxey Sylvester, G, 1975-76  
 Michael Tait, G, 1983-85  
 Kenny Lofton, G, 1985-89  
 Casey Schmidt, G, 1989-91  
 Dylan Rigdon, G, 1993-94  
 Kelvin Eafon, G, 1994-96  
 Travis Wilson, G, 1998-99  
 Jason Ranne, G, 2000-04  
 David Bagga, G/F, 2005-09

**12**  
 George Jordan, F, 1939-40  
 Harry Chambers, C, 1940-41  
 Robert Fitzpatrick, G, 1944-45  
 Marvin Borodkin, G, 1945-46  
 Bob Honea, F, 1948-51  
 Tom Cash, F, 1951-52  
 David Inglis, G, 1952-53  
 John Cushman, F, 1956-57  
 Andy Liechty, F, 1958-59  
 Bob Jordan, G, 1959-60  
 Bill Decker, G, 1961-62  
 Dennis Albright, F/G, 1962-65  
 Pat McAndrew, G, 1965-67  
 Roland Stamps, G, 1967-68  
 Mark Scurich, G, 1969-70  
 Ron Allen, G, 1972-74  
 Gary Harrison, G, 1974-77  
 Tommy Williams, G, 1977-78  
 Ricky Walker, G, 1980-82  
 Puntus Wilson, G, 1982-83  
 Matt Othick, G, 1988-92  
 Josh Pastner, G, 1996-2000  
 Fil Torres, G, 2002-04  
 Daniel Dillon, G, 2004-08  
 Lamont Jones, G, 2009-11

**13**  
 Carl Cameron, G, 1939-40  
 Art Mallamo, G, 1940-41  
 Keith Serrine, G, 1944-45  
 Ernie McCray, F, 1958-60  
 Bill Decker, G, 1961-62  
 Rolf Jacobs, F, 1984-87  
 Donnell Harris, F, 1994-98  
 Andrew Zahn, F, 2000-02  
 Chris Rodgers, G, 2002-06  
 Nic Wise, G, 2006-10

**14**  
 Carl Berra, F, 1939-40  
 Lauren Batty, G, 1940-41  
 Donald Higgins, C, 1944-45  
 C.L. Bradford, F, 1945-46  
 Art Carrol, G, 1948-49  
 Manuel Gutierrez, G, 1949-50  
 Bob Davis, G, 1950-51  
 Web Small, G, 1951-52  
 Allan Stanton, G, 1952-53  
 Bill Wagner, G, 1954-55

Dick Mowher, F, 1958-60  
 Kirk Young, F, 1959-62  
 Albert Johnson, C/F, 1962-65  
 Bill Davis, F/C, 1966-68  
 Bill Warner, G, 1968-71  
 Gene Moore, F, 1971-72  
 Eric Money, G, 1972-74  
 Steve Kanner, G, 1974-75  
 Tom Ehlmann, G, 1975-76  
 John Smith, G, 1977-81  
 John Vlahgeorge, G, 1981-82  
 Ken Ensor, G, 1982-83  
 Eddie Smith, F, 1983-85  
 James Harbour, G, 1995-96  
 Jason Richey, G, 1994-95  
 Ortege Jenkins, G, 1996-97  
 Michael Schwertley, F, 1999-2001  
 Peter Hansen, F, 2001-02  
 Beau Muhlbach, G, 2003-05  
 Mohamed Tangara, F, 2005-08  
 Brendon Lavender, G, 2008-09

**15**  
 Tom Allan, F, 1939-41  
 Harold Goodman, F, 1944-46  
 Jack Howell, 1950-51  
 Kevin Rountree, F, 1952-55  
 Wayne Burke, F, 1958-59  
 Kirk Young, F, 1959-62  
 Warren Rustand, G, 1962-65  
 Dick Root, F, 1965-68  
 Warren Flagg, G, 1969-70  
 Scott Gardner, G, 1971-72  
 Jim Rappis, G, 1972-76  
 Steve Lake, G, 1977-78  
 Ron Davis, F, 1979-81  
 Pete Murphy, G, 1981-82  
 Joe Mclean, G, 1992-96  
 John Ash, G, 1997-2001  
 Mustafa Shakur, G, 2003-07

**16**  
 William Flake, G, 1939-41  
 Robert Kryder, C, 1944-45  
 John McIntyre, F, 1945-46

**17**  
 Stewart Udall, G, 1939-40  
 Les Westfall, C, 1940-41  
 Clarence Capps, G, 1944-45  
 Lincoln Richmond, F, 1945-46  
 Sam Stevens, C, 1945-46  
 Al Kivel, F, 1946-47

**18**  
 Gerald Badgett, G, 1945-46

**19**  
 Billy Mann, G, 1946-47  
 Roman De Sanctis, F, 1948-49  
 Howard Lopizich, G, 1949-50  
 Roy Brown, G, 1952-53

**20**  
 John Padelford, F, 1946-48  
 Bill Boyer, F, 1949-50  
 Oscar Bueno, F, 1950-51  
 Larry Ewald, C, 1958-59  
 Dick Cunningham, G, 1959-60  
 Dan Breck, C, 1961-62  
 Eddie Brown, G, 1962-63  
 Chuck LaVetter, G, 1963-64  
 Dennis Rajsich, G, 1967-70  
 Greg Lloyd, F, 1976-77  
 Troy Cooke, G, 1982-84  
 Craig McMillan, G, 1984-88  
 Damon Stoudamire, G, 1991-95  
 Salim Stoudmire, G, 2001-05  
 Dondre Wise, G, 2009-10  
**Jordan Mayes, G, 2010-11**

**21**  
 Max Spilsbury, C, 1946-47  
 Cecil Crouch, F, 1947-49  
 Roger Johnson, G, 1949-52  
 James Brown, G, 1952-53  
 Jim Brower, G, 1954-55  
 Dan Breck, C, 1961-62  
 Jim Douglas, G, 1962-63  
 Jamie Foster, F, 1964-65

Gordon Lindstrom, F, 1965-66  
 Mike Welton, G, 1966-69  
 Charles McKee, G, 1969-70  
 Jim Huckstein, G, 1970-71  
 Dick Mowher, F, 1958-60  
 Jim Huckstein, G, 1971-72  
 Jim McLaughlin, G, 1972-73  
 Len Gordy, G, 1973-77  
 Robbie Dosty, F, 1977-81  
 Keith Jackson, F, 1981-85  
 Eric Cooper, G, 1985-87  
 Brian Williams, C/F, 1989-91  
 Brian Nelson, G, 1991-92  
 Etdrick Bohannon, C, 1992-93  
 Andy Brown, F, 1993-94  
 Bennett Davison, F, 1996-98  
 Michael Wright, F, 1998-2000  
 Hassan Adams, G, 2002-06  
**Kyle Fogg, G, 2008-11**

**22**  
 Link Richmond, F, 1946-49  
 Honon Thomas, F, 1949-50  
 Gayle Smith, G/F, 1950-51  
 George Roundtree, G, 1951-52  
 Frank Nogales, F, 1952-53  
 Bill O'Donald, F, 1954-55  
 Cal Durand, G, 1956-57  
 Rudy Garcia, G, 1958-59  
 Rick Dienes, G/F, 1959-60  
 Keith Frye, G, 1961-62  
 Charlie Cook, G, 1962-64  
 Buddy Doolen, G, 1962-65  
 Nyal Leslie, G, 1965-66  
 Bradley Greene, G, 1966-68  
 Larry Rote, G, 1969-70  
 John Bradley, F, 1971-72  
 Coniel Norman, G/F, 1972-74  
 Herman Harris, G/F, 1973-74  
 Tom Ehlman, G, 1974-75  
 Tim Marshall, F, 1975-78  
 Ray Donnelly, F/G, 1978-80  
 Greg Cook, F, 1980-1982  
 Greg Scott, G, 1982-83  
 Ken Ensor, G, 1983-84  
 Bruce Fraser, G, 1984-87  
 Ray Ows, F, 1991-95  
 Rick Anderson, F, 1998-1999  
*Jason Gardner, G, 1999-2003*

**23**  
 Tony Morales, F, 1946-48  
 Jack Voorhies, G/F, 1949-50  
 John Peterson, C, 1950-51  
 Charles Leftault, G, 1951-53  
 Haddie Red, G, 1954-55  
 Larry Ewald, C, 1958-59  
 Dick Cunningham, G, 1959-60  
 Keith Frye, G, 1961-62  
 Jamies Foster, F, 1962-63  
 Ted Pickett, F, 1964-66  
 Gordon Lindstrom, F, 1966-68  
 Wayne Burke, F, 1958-59  
 Tom Lee, F, 1968-71  
 Bill Norris, G, 1971-72  
 Greg Lloyd, G, 1975-76  
 Tom Tolbert, C/F, 1986-88  
 Deron Johnson, F/G, 1989- 93  
 Michael Dickerson, F, 1994-98  
 Lamont Frazier, G, 1999-2001  
 Jesus Verdejo, G, 2004-06  
 Derrick Williams, F, 2009-11

**24**  
 Steve Chalmers, F, 1946-47  
 Murray Hammock, G, 1947-48  
 George Greene, G, 1948-50  
 Bill Kemmeries, F, 1950-53  
 Ernie Oosterveen, G, 1954-55  
 Louis Hopkins, G, 1958-59  
 Mike Schleibaum, F, 1959-60  
 Eddie Brown, G, 1961-62  
 Dan Breck, C, 1962-64  
 Kevin Kelly, F, 1965-66  
 Wayne McDonald, F, 1966-67  
 John Ugrin, F, 1968-69  
 Youree Myers, G, 1970-71  
 Ed Weatherspoon, G, 1971-72  
 Randy Echols, G/F, 1972-73  
 Herman Harris, G/F, 1974-77





Joe Nehls, G, 1977-1980
Jeff Collins, G, 1980-1982
David Haskin, G/F, 1982-86
Matt Muehlebach, G, 1987-91
Sean Allen, G/F, 1991-92
Quynn Tebbs, G, 1996-99
Russell Harris, G, 2000-01
Andre Iguodala, F, 20002-04
Fendi Onobun, F, 2005-08
Brendon Lavender, G, 2009-11

25
Joe Cherry, G, 1946-47
Bill Mann, G, 1947-49
Cecil Crouch, F, 1949-50
Bill Lutich, C/G, 1950-51
Jim Johnston, F, 1951-52
William Smitheran, G, 1952-53
Lee Warner, F, 1958-60
Jon Crawford, G, 1958-59
Mike Schleibaum, F, 1959-60
Eddie Brown, G, 1961-62
John Newsome, G, 1965-67
Tony Hatch, G, 1967-68
Tom Lawson, F, 1969-70
Ron Fuller, G/F, 1975-76
Steve Kerr, G, 1983-88
Dylan Rigdon, G, 1992-93

26
George Genung, G, 1946-47
John McIntyre, G/F, 1947-48
Bruce Larson, F, 1948-49
Bill Lutich, C, 1949-50

27
Tim Ballantyne, C, 1946-47
Steve Chalmers, F, 1947-48
Allen Stanton, G, 1950-51
Larry Brown, G, 1952-53

28
Sam Stevens, C, 1946-47

29
Tim Borodkin, G, 1946-47
Elias Siegerg, G, 1947-48
Bob Verbica, F, 1949-50

30
Junior Crum, C, 1946-48
Jim Johnston, F, 1949-50
Leon Goar, F, 1954-57
Ernie McCray, F, 1958-60
Don Wright, G, 1950-51
Charlie Cook, G, 1961-62
Regis Dauk, G, 1962-63
Harvey Fox, F, 1963-66
Mickey Foster, F/G, 1967-70
Tom Lawson, G/F, 1970-72
Wayne Womack, F, 1988-92
Justin Wessel, F, 1996-2001
Matt Brase, F, 2003-05
J.P. Prince, G, 2005-07

31
Fred W. Enke, G, 1946-48
Rudy Delgado, C/F, 1948-49
Jim Dunlap, C, 1949-53
Bill Smitheran, G, 1950-51
Leon Goar, F, 1954-55
Jim Brittain, C, 1958-59
Bill Weese, G, 1959-60
Charlie Cook, G, 1961-62
Joe Nehls, G, 1978-79
Frank Smith Jr., F, 1979-83
Marty Barmantloo, F, 1993-95
Jason Terry, G, 1995-99

32
Joe Cherry, C, 1947-49
Ned Darnall, C, 1949-50
Sid Kain, C, 1950-53
Frank Craig, F, 1954-55
Gene Baldwin, G, 1956-57
Jim Brittain, C, 1958-59
Bill Weese, G, 1959-60
Larry Harris, F, 1961-64
Mike Aboud, F, 1964-67
Richard Barnes, F, 1967-70

Phil Edwards, F, 1970-71
Dave Burns, C/F, 1972-75
Larry Demic, F, 1975-79
Ernest Taylor-Harris, C, 1981-82
Pete Williams, F/C, 1983-85
Sean Elliott, G/F, 1985-89

33
Morris Udall, C, 1946-48
Junior Crum, C, 1948-49
Paul Penner, C, 1949-50
Jerry Dillon, C, 1950-52
T.J. Case, G, 1952-53
Darrell Blankinship, C, 1954-55
Dick Mower, G, 1956-57
Miles Zeller, G, 1958-60
Bill Weese, G, 1960-61
Larry Harris, F, 1961-62
Tom LaVoy, F, 1962-65
Roger Brautigam, G, 1965-66
Warren Anderson, F, 1967-70
Greg Aitchinson, F, 1971-72
Brian Jung, C, 1975-77
Rick Whyte, G, 1977-78
Greg Hawthorne, C, 1978-80
Mark Jung, C, 1981-82
Todd Porter, G/F, 1982-83
Joe Turner, C/F, 1984-87
Ron Curry, F, 1988-89
Corey Williams, F, 1992-96
Eugene Edgeron, F, 1996-2001
Rick Anderson, F, 2002-03
Mohamed Tangara, F, 2004-05
Lucas Spencer, G, 2007-08
D.J. Shumpert, F, 2008-10
Jesse Perry, F, 2010-11

34
Bill O'Donald, F, 1956-57
Miles Zeller, G, 1958-60
Regis Dauk, G, 1961-62
Dale Deschamps, F, 1972-73
Steve Kanner, G, 1973-74
Mitchell Jones, F, 1974-78
John Hutcherson, F, 1978-80
Harvey Thompson, G, 1980-84
Brian David, F, 1985-90
Morgan Taylor, F, 1984-85
Tony Clark, G/F, 1990-91
Miles Simon, G, 1994-98
Dennis Lattimore, F, 2001-03
Chase Budinger, F, 2006-09

35
Warren Ridge, G, 1956-57
Louis Hopkins, G, 1958-59
Ken Harris, F, 1959-60
Regis Dauk, G, 1960-62
Lynard Harris, C, 1972-73
Kevin Kincaide, F, 1973-74
Tim Marshall, F, 1974-75
Ron Fuller, G, 1976-78
Donald Mellon, F/G, 1978-83
Jud Buechler, F, 1986-90
Rick Anderson, F, 1999-2002

40
Terry Coyle, G, 1956-57
Jon Crawford, G, 1958-59
Ken Harris, F, 1959-60
Dan Scurlock, C, 1961-62
Monte Clausen, C, 1962-63
Tom Sutton, C, 1964-66
Bill Wilson, C, 1967-68
Rick Allen, F, 1969-70
John Ugrin, F, 1970-71
Lynard Harris, F/C, 1971-72
Jarvis Kelley, F, 1993-95
Jason Lee, G, 1996-97
Loren Woods, C, 1998-99

41
Bob Mueller, F, 1956-57
Mike Schleibaum, G, 1958-59
Marv Dutt, F, 1959-1961
Bob Hansen, 1963-66
James Hansen, F, 1966-69
John Harbour, F, 1968-69
Bruce Anderson, F, 1969-1972
Tom Lawson, F, 1972-73

John Bradley, F, 1973-74
Bob Aleksa, C, 1974-77
Raymond Murdock, F/G, 1977-78
Jack Magno, F, 1981-83
Ed Stokes, F/C, 1989-93

42
Bill Reeves, F, 1954-57
Mike Schleibaum, G, 1958-59
Marv Dutt, F, 1959-61
Lee Engbretson, C/F, 1962-63
Ralph Miller, C, 1966-67
John Harbour, F, 1967-68
Bill Wilson, C, 1969-70
Paul Strong, F, 1970-73
Jay Geldmacher, F, 1973-77
Perry Novelli, G, 1977-79
Sean Rooks, C, 1987-90
Chris Mills, F/G, 1989-93
A.J. Bramlett, C, 1995-99
Janelle Horne, F, 2007-11

43
Ed Nymeyer, F, 1956-57
Jim Seal, F, 1958-59
Lee Warner, F, 1958-60
Joe Skaisgir, F, 1960-62
Gerald Jacobs, 1964-67
Jim VanCoeveering, C, 1967-70
Phil Edwards, C, 1971-72
Jordan Hill, F, 2006-09

44
Bob McInerney, C, 1958-59
Russ Stevens, C, 1959-61
Mike Kordik, C, 1965-68
Eddie Myers, C, 1968-69
Phil Edwards, C, 1972-73
Jerome Gladney, F, 1973-77
Michael Zeno, F, 1978-80
Kevin Roundfield, F, 1981-82
Andy Woodtli, C, 1983-84
Harvey Mason, G, 1986-90
Reggie Geary, G, 1992-96
Richard Jefferson, F, 1998-2001
Chris Dunn, F, 2002-03
Bret Brielmaier, F, 2004-08
Solomon Hill, F, 2009-11

45
Lou Hopkins, C, 1956-57
Russ Stevens, C, 1959-61
Bruce Wheatley, C, 1985-87
Mark Georgeson, C, 1987-89
Sean Rooks, C, 1989-92
Channing Frye, C, 2001-05
Ross Davidson, F, 2009-10

50
Robert Maxwell, G, 1958-59
Carl Wheeler, F/C, 1959-60
Monte Clausen, C, 1961-62
David Mosebar, C, 1979-81
John Edgar, C, 1984-86
Joseph Blair, F/C, 1992-96
Alex Jacobson, C, 2007-11

51
Robert Maxwell, G, 1958-59
Carl Wheeler, F/C, 1959-60
Monte Clausen, C, 1960-62
Kevin Flanagan, F, 1989-94

52
Lee Warner, F, 1959-60
Gary Tucker, C, 1961-62
Jim Wakefield, C, 1972-74
Phil Taylor, F, 1974-78
Charles Miller, C/F, 1978-82
Morgan Taylor, F, 1982-83
Greg Taylor, F, 1982-83
Greg Taylor, F, 1983-84
Jason Stewart, G, 1997-99
Isaiah Fox, C, 2001-02
Max Wiepking, F, 2009-11

53
Earl Lubers, C, 1956-57
Dan Scurlock, C, 1960-62

54
Jim Seal, F, 1958-59
Doug Chapman, C, 19-1960
Dan Scurlock, C, 1961-62
Al Fleming, F, 1972-76
Phil Taylor, C, 1977-78
Van Beard, C, 1983-84
Robertas Javotkas, C, 1999-2000
Kirk Walters, C, 2003-08

55
Bob McInerney, C, 1958-59
Doug Chapman, C, 1959-60
Art Lazar, F, 1960-61
Gary Tucker, C, 1961-62
Eddie Myers, C, 1969-71
John Irving, F, 1972-73
Bob Elliott, C, 1973-77
John Belobraydic, F/C, 1978-83
Ivan Radenovic, F, 2004-07

italics indicates number retired
Active Players listed in Bold

# Individual Career Statistics



ARIZONA

Name	Years	GP	GS	Min	MPG	FG	FGA	Pct.	3FG	3FGA	Pct.	FT	FTA	Pct.	OR	DR	Tot	RPG	PF	D	A	TO	Blk	S	Pts.	Avg.
Mike Aboud	1964-67	63				177	399	.444				63	100	.630			408	6.5	182	9				417	6.6	
Hassan Adams	2002-06	130	100	3609	27.8	750	1503	.499	75	241	.311	243	345	.704	319	387	706	5.4	263	3	259	255	85	238	1818	14.0
Sol Ahee	1944-45	6				3						1	1	1.000					7	0					7	1.2
Dennis Albright	1962-65	26				21	47	.447				16	28	.571			22	0.8	5	0					58	2.2
Bob Aleksa	1973-77	25		2.5	0.1	11	22	.500				10	16	.625			23	0.9	5	0	0	0	0	0	32	1.3
Sean Alle	1991-92	11	0	40	3.6	7	15	.467				9	14	.643	2	7	9	0.8	4	0	0	5	3	2	23	2.1
Rick Allen	1969-70	4				0	0	.000				4	4	1.000			3	0.8	0	0					4	1.0
Ron Allen	1972-74	49				181	397	.456				51	74	.689			91	1.9	95	2	69				413	8.4
Tom Allin	1939-44	41				28						18	35	.514					17	0					74	1.8
Bruce Anderson	1969-72	69				338	767	.441				130	235	.553			546	7.9	182	3					806	11.7
Rick Anderson	1998-2003	124	70	2496	20.1	354	739	.479	84	233	.361	176	247	.713	218	354	572	4.6	275	10	146	142	64	66	968	7.8
Warren Anderson	1967-70	25				18	48	.375				12	27	.444			44	1.8	23	1					48	1.9
John Angulo	1943-46	16				2						3	3	1.000					8	0					7	0.4
Gilbert Arenas	1999-2001	70	64	2137	30.5	395	847	.466	107	296	.361	208	282	.738	68	201	269	3.8	165	4	155	188	16	136	1105	15.8
<b>Robert Arvizu</b>	<b>2010-11</b>	<b>5</b>	<b>0</b>	<b>7</b>	<b>1.4</b>	<b>0</b>	<b>0</b>	<b>.000</b>	<b>0</b>	<b>0</b>	<b>.000</b>	<b>2</b>	<b>2</b>	<b>1.000</b>	<b>1</b>	<b>0</b>	<b>1</b>	<b>0.2</b>	<b>2</b>	<b>0</b>	<b>0</b>	<b>2</b>	<b>0</b>	<b>0</b>	<b>2</b>	<b>0.4</b>
John Ash	1996-2001	48	1	161	3.4	5	17	.294	2	7	.286	20	29	.690	3	15	18	0.4	16	0	7	18	0	4	32	0.7
Badgett	1945-46	11				12						4	9	.444					7	0					26	2.4
David Bagga	2005-09	26	0	42	1.6	9	19	.474	5	12	.417	2	2	1.000	0	4	4	0.2	6	0	0	6	0	2	25	1.0
Gene Baldwin	1956-57	18				3	19	.158				10	23	.435			15	0.8	6	0					16	0.9
Tim Ballantyne	1941-44,45-47	78				169						88	103	.854					242	23					426	5.5
Marty Barmentloo	1994-95	9	0	29	3.2	5	8	.625	0	0	.000	0	1	.000	2	6	8	0.9	7	0	1	2	0	0	10	1.1
Richard Barnes	1967-70	24				8	25	.320				4	12	.333			16	0.7	21	0					20	0.8
John Barringer	1936-37	25				58						14	31	.452					42	3					130	5.2
Lauren Batty	1940-41	4				1						0	0	.000					0	0					2	0.5
Jerry Bayless	2007-08	30	30	1072	35.7	173	378	.458	59	145	.407	187	223	.839	13	69	82	2.7	66	0	121	89	3	29	592	19.7
Daniel Bejarano	2010-11	8	0	30	3.8	1	8	.125	1	8	.125	3	4	.750	1	3	4	0.5	0	0	0	0	0	1	6	0.8
John Belobraydic	1978-83	93	44	1743	18.7	152	309	.492				76	110	.691			304	3.3	264	12	46	44	19	55	380	4.1
Craig Bergman	1986-88	23	0	52	2.3	5	14	.357	3	5	.600	2	3	.667	5	9	14	0.6	8	0	3	6	0	3	15	0.7
Carl Berra	1937-40	68				136						76	79	.962					132	5					348	5.1
Mike Bibby	1996-98	69	69	2234	32.4	360	789	.456	144	369	.390	197	270	.730	49	166	215	3.1	134	4	377	178	14	143	1061	15.4
John Black	1938-41	64				130						44	43	###					98	6					304	4.8
Tom Black	1943-44	13				17						12	26	.462					21	2					46	3.5
Joseph Blair	1992-96	104	66	2570	24.7	470	767	.613	0	1	.000	146	316	.462	259	413	672	6.5	241	5	88	150	101	64	1086	10.4
Darrell Blankinship	1954-55	23				36	102	.353				16	39	.410			70	3.0	39	0					88	3.8
Leon Blevins	1948-50	59				341	961	.355				170	237	.717					118	0					852	14.4
John Bliss	1947-48	2				1						1	1	1.000					0	0					3	1.5
Etdrick Bohannon	1992-93	24	0	203	8.5	23	52	.442	0	0	.000	17	31	.548	28	24	52	2.2	23	0	12	15	14	8	63	2.6
Marv Borodkin	1941-43,45-47	93	0	0		140			0	0	.000	88	91	.967	0	0	0	0.0	200	3	0	0	0	0	368	4.0
Dick Bowen	1947-48	2				0						0	0	.000					1	0					0	0.0
Bradford	1945-46	15				4						5	9	.556					8	0					21	1.4
John Bradley	1971-72,73-74	9				3	6	.500				2	3	.667			2	0.2	2	0					8	0.9
A.J. Bramlett	1996-99	127	92	2884	22.7	435	828	.525	0	1	.000	228	416	.548	306	511	817	6.4	338	12	102	160	104	87	1098	8.6
Matt Brase	2003-05	26	0	70	2.7	9	20	.450	1	14	.071	0	4	.000	6	6	12	0.5	5	0	7	7	0	1	19	0.7
Roger Brautigan	1965-67	24				14	43	.326				10	17	.588			18	0.8	22	0					38	1.6
Dan Breck	1961-64	76				143	388	.369				92	169	.544			329	4.3	172	10					378	5.0
Bret Brielmair	2004-08	92	11	905	9.8	59	104	.567	0	0	.000	37	66	.561	75	104	179	1.9	85	1	22	30	5	16	155	1.7
Jim Brittain	1958-59	21				52	156	.333				33	44	.750			144	6.9	62	5					137	6.5
Jim Brower	1952-55	75				242	703	.344				137	206	.665			297	4.0	277	20					621	8.3
Andy Brown	1993-94	15	0	25	1.7	2	4	.500	0	0	.000	1	2	.500	1	4	5	0.3	1	0	2	1	0	2	5	0.3
Eddie Brown	1961-62	2				0	3	.000				0	1	.000			1	0.5	1	0					0	0.0
Larry Brown	1953-54	4				1	5	.200				2	6	.333					5	0					4	1.0
Roy Brown	1952-53	1				1	3	.333				2	3	.667			1	1.0	0	0					4	4.0
Russell Brown	1977-81	107	96	3553	33.2	276	619	.446				150	200	.750			275	2.6	226	3	810	172	13	177	702	6.6
Brock Brunkhorst	1981-85	103	85	2753	26.7	296	683	.433				141	189	.746			189	1.8	268	11	414	257	20	91	733	7.1
John Bruner	1951-54	73				196	498	.394				194	253	.767			238	3.3	180	6	11				586	8.0
Chase Buderger	2006-09	100	100	3541	35.4	599	1276	.469	190	496	.383	309	395	.782	139	441	580	5.8	184	4	279	214	35	122	1697	17.0
Jud Buechler	1986-90	131	74	2930	22.4	439	802	.547	40	105	.381	226	304	.743	221	416	638	4.9	227	3	256	196	35	116	1144	8.7
Dave Burns	1972-75	15				6	14	.429				2	5	.400			11	0.7	12	1	0				14	0.9
Will Bynum	2001-03	39	11	717	18.4	94	271	.347	38	135	.281	33	52	.635	19	51	70	1.8	64	0	56	66	1	28	259	6.6
Carl Cameron	1936-40	8				1						1	1	1.000					2	0					2	0.3
Clarence Capps	1944-45	18				5						6	10	.600					11	0					16	0.9
Art Carroll	1948-51	57				78	252	.301				75	111	.676			99	1.7	100	0	37				231	4.1
Travis Case	1952-53	13				9	34	.265				28	45	.622			41	3.2	32	2					46	3.5
Steve Chalmers	1946-48	8				1						2	3	.667					2	0					4	0.5
Harry Chambers	1940-42	5				0	0	.000				0	0	.000					1	0					0	0.0
Doug Chapman	1959-60	3				1	2	.500				0	2	.000			4	1.3	4	0					2	0.7
Joe Cherry	1946-48	41				66						68	120	.567					63	0					200	4.9
Chevy																										



# Individual Career Statistics

Name	Years	GP	GS	Min	MPG	FG	FGA	Pct.	3FG	3FGA	Pct.	FT	FTA	Pct.	OR	DR	Tot	RPG	PF	D	A	TO	Blk	S	Pts.	Avg.	
Cal Durand	1956-57	2				1	1	1.000				0	0	.000					0	0					2	1.0	
Marv Dutt	1959-61	50				149	389	.383				121	176	.688			270	5.4	113	4					419	8.4	
Kelvin Eafon	1994-96	31	0	104	3.4	12	33	.364	3	15	.200	4	6	.667	2	11	13	0.4	7	0	7	19	0	2	26	0.8	
Randy Echols	1972-73	17				10	30	.333				12	16	.750			21	1.2	18	0	3				32	1.9	
Jackson Eddy	1952-55	40				48	149	.322				21	32	.656			20	0.5	37	0					117	2.9	
John Edgar	1984-86	51	36	1177	23.1	152	303	.502				87	129	.674			253	5.0	128	6	42	95	40	26	385	7.5	
Eugene Edgers	1996-99, '01	130	9	1927	14.8	173	348	.497	0	1	.000	204	323	.632	287	287	574	4.4	265	5	35	109	30	74	550	4.2	
Phil Edwards	1970-73	35				26	63	.413				25	42	.595			51	1.5	77	16	4				108	3.1	
Tom Ehlmann	1974-77	10		18.5	1.9	2	6	.333				4	7	.571			6	0.6	8	0	1	0	0	0	8	0.8	
Elder	1945-46	23				49						10	14	.714					27	0					106	4.6	
Bob Elliott	1973-77	114		770	6.8	808	1512	.534				515	767	.671			1083	9.5	303	6	14	19	24	2131	18.7		
Sean Elliott	1985-89	133	133	4499	33.8	896	1750	.512	140	327	.428	625	786	.795	202	435	808	6.1	243	6	451	373	38	103	2555	19.2	
Fred W. Enke	1943-48	55				120						102	149	.685					166	0					342	6.2	
Ken Ensor	1982-84	44	0	348	7.9	32	73	.438				34	43	.791			34	0.8	35	0	33	35	1	9	98	2.2	
Sid Entz	1936-37	1																									
James Eppler	1955-56	6				0	8	.000				2	3	.667			8	1.3	6	0					2	0.3	
Fred Erdhaus	1937-39	25				29						11	17	.647					19	0					69	2.8	
Larry Ewald	1957-59	7				4	23	.174				3	10	.300			35	5.0	23	0					11	1.6	
Anas Fellah	2001-02	8	0	21	2.6	1	4	.25	0	2	.000	0	0	.000	0	0	0	0.0	0	0	1	0	0	1	2	0.3	
John Fitzgerald	1943-44	2				3						5	5	1.000					6	0					9	4.5	
Bill Flake	1939-41	16				2						5	5	1.000					15	0					9	0.6	
Kevin Flanagan	1990-91, 92-94	66	7	603	9.1	37	81	.457	0	0	.000	39	86	.453	52	107	159	2.4	70	0	14	36	8	17	113	1.7	
Al Fleming	1972-76	114				688	1181	.583				389	522	.745			1190	10.4	352	13	34				1765	15.5	
Wes Flynn	1960-63	77				271	754	.359				178	264	.674			297	3.9	193	6					720	9.4	
<b>Kyle Fogg</b>	<b>2008-11</b>	<b>104</b>	<b>85</b>	<b>2705</b>	<b>26.0</b>	<b>264</b>	<b>650</b>	<b>.406</b>	<b>121</b>	<b>316</b>	<b>.383</b>	<b>220</b>	<b>289</b>	<b>.761</b>	<b>57</b>	<b>195</b>	<b>252</b>	<b>2.4</b>	<b>208</b>	<b>6</b>	<b>226</b>	<b>163</b>	<b>21</b>	<b>87</b>	<b>869</b>	<b>8.4</b>	
Buster Forbes	1961-62	26				41	93	.441				34	65	.523			59	2.3	68	1					116	4.5	
Jamie Foster	1963-65	9				6	10	.600				1	2	.500			5	0.6	2	0					13	1.4	
Mickey Foster	1967-70	77				361	861	.419				244	296	.824			397	5.2	239	11					966	12.5	
Harvey Fox	1963-66	66				273	612	.446				134	183	.732			311	4.7	133	1					680	10.3	
Isaiah Fox	2001-06	94	22	1167	12.4	131	262	.500	0	1	.000	68	119	.571	113	189	302	3.2	188	3	21	84	20	27	330	3.5	
Bruce Fraser	1984-87	46	0	149	3.2	4	7	.571	0	0	.000	6	11	.545	1	4	17	0.4	13	0	14	19	0	11	14	0.3	
Lamont Frazier	1999-2001	39	0	405	10.4	31	96	.323	0	0	.000	19	35	.543	13	41	54	1.4	42	1	35	28	5	16	81	2.1	
Channing Frye	2001-05	133	119	3686	27.7	707	1257	.562	6	23	.261	369	486	.759	369	606	975	7.3	370	9	175	191	258	86	1789	13.5	
Keith Frye	1961-62	3				0	0	.000				0	0	.000					0	0					0	0.0	
Ron Fuller	1975-77	2	4	2.0	1	1	1.000					0	0	.000					0	0	0	0	0	0	2	1.0	
Rudy Garcia	1956-57, 58-59	28				49	157	.312				32	48	.667			52	1.9	49	1					130	4.6	
Jason Gardner	1999-2003	136	135	4825	35.5	575	1446	.398	318	875	.363	516	663	.778	80	382	462	3.4	241	2	622	347	4	225	1984	14.6	
Ralph Gardner	1939-40	6				2						2							3	0					6	1.0	
Scott Gardner	1971-72	26				49	138	.355				21	32	.656			64	2.5	51	0					119	4.6	
Don Gatchel	1939-41	33				33						16	24	.667					37	1					84	2.5	
Reggie Geary	1992-96	127	101	3551	28.0	315	730	.432	115	331	.347	149	253	.589	140	258	398	3.1	357	8	560	311	71	208	894	7.0	
Jay Geldmacher	1973-74	9				3	3	1.000				1	3	.333			2	0.2	2	0					7	0.8	
Mark Geogeson	1988-89	3	0	6	2.0	1	3	.333	0	0	.000	0	0	.000	0	0	0	0.0	0	0	1	0	0	0	2	0.7	
George Genung	1941-47	78				190						73	58	###					141	6					453	5.8	
Gieseke	1937-39	7				3						0	0	.000					3	0					6	0.9	
Jerome Gladney	1973-77	96		281	2.9	147	305	.482				66	122	.541			358	3.7	150	3	4	8	10	360	3.8		
Leon Goar	1954-56	20				5	27	.185				5	8	.625			23	1.2	15	1					19	1.0	
Lionel Goar	1955-57	43				51	136	.375				7	12	.583			29	0.7	22	0					109	2.5	
Hal Goodman	1943-46	48				62						56	98	.571					43	0					180	3.8	
Len Gordy	1973-77	108		708	6.6	212	469	.452				116	167	.695			386	3.6	172	5	71	3	30	540	5.0		
Bradley Greene	1966-68	42				143	337	.424				64	90	.711			110	2.6	72	1					350	8.3	
George Greene	1947-50	58				33	90	.367				32	55	.582					79	0					98	1.7	
Tom Greenfield	1936-39	35				105						44	69	.638					52	0					254	7.3	
Fred Griffin	1943-44	8	0			5						0	0	.000					4	0					10	1.3	
Robert Hall	1942-44	8				15						6	8	.750					13	1					36	4.5	
Murray Hammock	1947-48	4				1						0	2	.000					1	0					2	0.5	
Dick Hand	1943-44	7				0						0	0	.000					1	0					2	0.3	
Travis Hanour	2000-01	20	0	175	8.8	19	56	.339	5	27	.185	18	20	.900	5	23	28	1.4	9	0	12	17	3	5	61	3.1	
Bob Hansen	1963-66	75				252	608	.414				153	219	.699			480	6.4	191	5					657	8.8	
Jim Hansen	1966-69	72				152	374	.406				97	119	.815			140	1.9	101	0					401	5.6	
Peter Hansen	1999-2000, '02	7	0	13	1.9	1	2	.500	0	0	.000	2	4	.500	1	2	3	0.4	2	0	0	0	1	0	4	0.6	
John Harbour	1967-69	50				121	299	.405				75	115	.652			197	3.9	115	2					317	6.3	
Wilmer Harper	1938-41	58				185						108	92	###					124	8					478	8.2	
Donnell Harris	1995-98	68	11	891	13.1	108	216	.500	0	0	.000	62	107	.579	112	155	267	3.9	165	6	23	57	44	26	278	4.1	
Herman Harris	1973-77	93		916	9.8	521	1129	.461				116	176	.659			357	3.8	203	2	76	5	45	1158	12.5		
Larry Harris	1961-64	77				240	597	.402				104	232	.448			291	3.8	231	14					627	8.1	
Lynard Harris	1971-73	51				170	350	.486				100	158	.633			377	7.4	152	2	10				440	8.6	
Russell Harris	1999-2000	3	0	4	1.3	0	0	.000	0	0	.000	0	0	.000	0	0	0	0.0	0	0	1	0	0	0	0	0.0	
Gary Harrison																											



# Individual Career Statistics



ARIZONA

Name	Years	GP	GS	Min	MPG	FG	FGA	Pct.	3FG	3FGA	Pct.	FT	FTA	Pct.	OR	DR	Tot	RPG	PF	D	A	TO	Blk	S	Pts.	Avg.
Mark Jung	1981-82	6	1	40	6.7	5	12	.417				0	0	.000				4	0.7	3	0	0	2	1	10	1.7
Sid Kain	1950-53	45				43	139	.309				63	117	.538			195	4.3	115	1	25	0	0	0	149	3.3
Steve Kanner	1973-75	21				5	12	.417				5	8	.625			4	0.2	10	0					15	0.7
Jarvis Kelley	1993-95	51	0	345	6.8	49	93	.527	0	0	.000	19	33	.576	33	49	82	1.6	37	0	7	14	6	6	117	2.3
Kevin Kelley	1965-66	2				0	3	.000				0	1	.000			5	2.5	0	0					0	0.0
Bill Kemmeries	1950-53	73				292	795	.367				230	323	.712			259	3.5	192	13	50				814	11.2
Steve Kerr	1983-88	129	101	4136	32.1	553	1010	.548	114	199	.573	225	276	.815	8	68	283	2.2	146	1	443	168	8	124	1445	11.2
Al Kivel	1946-47	6				2						5	8	.625			3	0	0	0					9	1.5
Mike Kordik	1965-68	55				121	282	.429				74	106	.698			258	4.7	114	3					316	5.7
John Kryder	1943-44	1				0						0	0	.000			0	0	0	0					0	0.0
Steve Lake	1977-79	16	0	49	3.1	3	17	.176				8	10	.800			9	0.6	16	0	7	18	0	1	14	0.9
Bruce Larson	1948-50	48				39	133	.293				21	35	.600			72	0	0	0					99	2.1
Marvin Larson	1943-44	3				1						1	1	1.000			1	0	0	0					3	1.0
Dennis Latimore	2001-03	57	1	649	11.4	53	113	.469	0	0	.000	31	64	.484	45	113	158	2.8	45	0	20	31	13	8	137	2.4
<b>Brendon Lavender</b>	<b>2008-11</b>	<b>95</b>	<b>9</b>	<b>1004</b>	<b>10.6</b>	<b>79</b>	<b>215</b>	<b>.367</b>	<b>53</b>	<b>150</b>	<b>.353</b>	<b>36</b>	<b>49</b>	<b>.735</b>	<b>10</b>	<b>60</b>	<b>70</b>	<b>0.7</b>	<b>79</b>	<b>0</b>	<b>66</b>	<b>45</b>	<b>4</b>	<b>27</b>	<b>247</b>	<b>2.6</b>
Chuck LaVetter	1962-64	17				4	20	.200				1	6	.167			10	0.6	10	0					9	0.0
Tom LaVoy	1962-65	49				57	171	.333				29	49	.592			120	2.4	62	1					143	2.9
Tom Lawson	1970-73	55				100	195	.513				57	97	.588			197	3.6	139	1	4				257	4.7
Art LaZar	1960-61	15				4	26	.154				2	8	.250			14	0.9	19	0					10	0.7
Teddy Lazovich	1951-55	84				261	842	.310				264	375	.704			334	4.0	164	0	5				786	9.4
Dick Leakey	1957-58	2				2	4	.500				0	0	.000			0	0	0	0					4	2.0
Jason Lee	1996-97	19	0	153	8.1	22	53	.415	12	26	.462	6	9	.667	12	23	35	1.8	20	2	12	8	1	7	62	3.3
Tom Lee	1968-71	79				377	798	.472				208	331	.628			737	9.3	277	19					962	12.2
Warner Lee	1958-60	36				67	184	.364				36	73	.493			198	5.5	64	2					170	4.7
Charles Leftault	1951-53	47				26	109	.239				32	48	.667			38	0.8	70	3	15				84	1.8
Andy Liechty	1958-59	7				7	20	.350				0	0	.000			5	0.7	12	0					14	2.0
Gordon Lindstrom	1965-68	38				49	112	.438				37	58	.638			110	2.9	78	2					135	3.6
Ken Lofton	1985-89	129	54	2310	17.9	217	501	.433	87	235	.370	97	149	.651	29	137	178	1.4	217	4	329	179	14	200	618	4.8
Earl Lubbers	1956-57	21				8	35	.229				8	24	.333			35	1.7	13	0					24	1.1
Lucas	1948-49	2				0	2	.000				0	0	.000			0	0	0	0					0	0.0
Laval Lucas-Perry	2007-08	5	0	49	9.8	6	15	.400	3	9	.333	5	7	.714	3	5	8	1.6	4	0	4	3	0	1	20	4.0
Bill Lutich	1949-50	6				0	2	.000				0	0	.000			1	0	0	0					0	0.0
Jack Magno	1981-83	35	29	875	25.0	120	244	.492				46	62	.742			135	3.9	110	5	57	63	12	18	288	8.2
John Mallamo	1940-41	4				4						2	3	.667			2	0	0	0					10	2.5
Billy Mann	1946-49	75				135	153	.882				92	137	.672			154	0	0	0					362	4.8
Virgil Marsh	1943-44	1				0						0	0	.000			0	0	0	0					0	0.0
Tim Marshall	1974-78	61	5	713	11.7	112	220	.509				44	68	.647			131	2.1	92	4	27	33	11	17	268	4.4
Harvey Mason	1986-90	116	25	1523	13.1	157	365	.430	50	118	.424	91	146	.623	31	96	127	1.1	142	2	144	107	28	56	392	3.4
Len Mattice	1942-43	3				2						0					0	0	0	0					4	1.3
Adolph Matulis	1940-42	24				49						26	38	.684			0	0.0	42	2					124	5.2
Sylvester Maxey	1975-76	12				3	6	.500				5	6	.833			1	0.1	11	0					11	0.9
Bob Maxwell	1958-59	16				20	71	.282				28	43	.651			42	2.6	29	1					68	4.3
<b>Jordin Mayes</b>	<b>2010-11</b>	<b>38</b>	<b>0</b>	<b>543</b>	<b>14.3</b>	<b>67</b>	<b>152</b>	<b>.441</b>	<b>39</b>	<b>86</b>	<b>.453</b>	<b>14</b>	<b>38</b>	<b>.500</b>	<b>6</b>	<b>28</b>	<b>34</b>	<b>0.9</b>	<b>41</b>	<b>0</b>	<b>47</b>	<b>29</b>	<b>0</b>	<b>12</b>	<b>187</b>	<b>4.9</b>
Donald Mellon	1978-83	78	30	1374	17.6	140	314	.446				76	155	.490			229	2.9	149	3	65	104	26	54	356	4.6
Jawann McClellan	2004-08	103	56	2645	25.7	262	611	.429	93	244	.381	177	235	.753	121	223	344	3.3	161	1	164	145	43	59	794	7.7
Ernest McCray	1957-60	76				510	1175	.434				327	537	.609			824	10.8	220	12					1349	17.8
Wayne McDonald	1966-68	16				16	44	.364				7	15	.467			38	2.4	8	0					39	2.4
Sidney McDuff	1944-45	2				1						1	1	1.000			0	0	0	0					3	1.5
Don McGinnis	1954-56	13				3	16	.188				7	18	.389			14	1.1	18	0					13	1.0
Bob McInerney	1958-59	4				2	7	.286				10	18	.556			7	1.8	9	0					14	3.5
John McIntyre	1945-46, 47-48	48				81						30	52	.577			62	0	0	0					192	4.0
Jack McKee	1943-44	1				0						0	0	.000			0	0	0	0					0	0.0
Walt McKinney	1968-71	78				248	653	.380				159	203	.783			185	2.4	184	6					658	8.4
Jim McLaughlin	1971-73	8				1	9	.111				0	2	.000			3	0.4	4	0	1				2	0.3
Joe McLean	1992-96	119	30	1856	15.6	197	485	.406	89	261	.341	146	212	.689	94	183	277	2.3	185	3	128	142	9	60	629	5.3
Craig McMillan	1984-88	130	109	3487	26.8	414	876	.473	109	266	.410	237	305	.777	39	127	295	2.3	314	12	419	210	21	105	1174	9.0
McMillen	1938-39	3				3						0	0	.000			0	0	0	0					6	2.0
Dean Metz	1954-56	14				6	19	.316				2	9	.222			13	0.9	19	0					14	1.0
Metzger	1948-49	3				0	1	.000				0	0	.000			0	0	0	0					0	0.0
Bob Miller	1941-44	47				168						49	4	###			72	3							385	8.2
Charles Miller	1978-82	64	8	752	11.7	50	143	.350				55	82	.671			135	2.1	71	0	23	26	3	15	174	2.7
Chris Mills	1990-93	94	94	2879	30.6	615	1194	.515	126	327	.385	263	335	.785	237	444	682	7.3	226	3	192	209	39	95	1619	17.2
Lanny Mitchell	1969-71	52				108	252	.429				95	115	.826			192	3.7	132	7					311	6.0
Eric Money	1972-74	48				363	747	.486				165	216	.764			131	2.7	142	1	96				891	18.6
Gene Moore	1971-72	12				5	22	.227				0	0	.000			20	1.7	7	0					10	0.8
Tony Morales	1946-50	65				57	35	###				8	20	.400			32	0	0	0					122	1.9
Boyd Morse	1939-40	7				4						6					5	0	0	0					14	2.0
David Mosebar	1979-81	26	10	360	13.																					



# Individual Career Statistics

Name	Years	GP	GS	Min	MPG	FG	FGA	Pct.	3FG	3FGA	Pct.	FT	FTA	Pct.	OR	DR	Tot	RPG	PF	D	A	TO	Blk	S	Pts.	Avg.
Dwayne Robinson	1936-37	9				11						2	4	.500					2	0					24	2.7
Chris Rodgers	2002-06	119	24	2303	19.4	242	655	.369	121	338	.358	144	190	.758	48	178	226	1.9	164	0	203	133	5	150	749	6.3
Rolfe	1937-38	5				0						0	0	.000					1	0					0	0.0
Sean Rooks	1988-92	129	62	2724	21.1	550	986	.558	5	9	.556	392	590	.664	225	426	651	5.0	297	6	146	230	142	63	1497	11.6
Dick Root	1965-68	74				208	517	.402				124	180	.689			357	4.8	131	1					540	7.3
Larry Rote	1969-70	8				3	8	.375				0	9	.000			4	0.5	11	0					11	1.4
Kevin Roundfield	1981-82	4	0	21	5.3	2	5	.400				1	2	.500			9	2.3	3	0	0	5	1	0	5	1.3
George Rountree	1952-55	76				260	790	.329				187	287	.652			258	3.4	216	9					707	9.3
Bob Ruman	1940-43	62				261						127	41	###					132	5					649	10.5
Warren Rustand	1962-65	75				328	717	.457				240	295	.814			302	4.0	185	9					896	11.9
Henry Samaniego	1943-44	9				14						5	11	.455					9	0					33	3.7
Mike Schleibaum	1957-59	16				4	41	.098				4	7	.571			9	0.6	18	0					12	0.8
Casey Schmidt	1989-90	54	0	368	6.8	45	116	.388	24	69	.348	16	18	.889	21	28	49	0.9	28	0	25	28	0	11	130	2.4
Dave Schuff	1950-51	30				125	281	.445				40	59	.678			203	6.8	82	0	91				290	9.7
Mike Schwertley	2000-02	17	0	73	4.3	6	16	.375	0	2	.000	6	10	.600	8	7	15	0.9	10	0	5	9	1	2	19	1.1
Gregg Scott	1982-83	3	0	8	2.7	3	6	.500				0	0	.000			2	0.7	2	0	0	1	0	0	6	2.0
Marvin Scott	1947-48	2				1						1	2	.500					0	0					3	1.5
Dan Scurlock	1960-62	41				94	234	.402				53	101	.525			214	5.2	98	4					241	5.9
Jim Seal	1958-59	14				14	32	.438				10	23	.435			37	2.6	18	0					36	2.6
Garland Seigle	1936-40	25				9						2	6	.333					4	0					14	0.6
Mustafa Shakur	2003-07	131	129	4066	31.0	447	990	.452	100	282	.355	324	412	.786	93	397	490	3.7	287	7	670	388	13	156	1318	10.1
Tom Shoemaker	1951-52					N/A	3	19	.158			4	6	.667			9	N/A	10	0					10	N/A
D.J. Shumpert	2008-10	14	0	32	2.3	0	3	.000	0	0	.000	2	4	.500	5	6	11	0.8	2	0	3	6	0	2	2	0.2
Elias Sieger	1947-48	18				10						10	11	.909					19	0					30	1.7
Lou Silverstein	1943-46	31				18						7	7	1.000					38	0					43	1.4
Miles Simon	1994-98	114	90	3490	30.6	543	1172	.463	176	470	.374	402	524	.767	133	299	432	3.8	219	1	455	291	22	185	1664	14.6
Keith Sirrine	1944-45	10				27						15	29	.517					25	1					69	6.9
Joe Skaisgiri	1959-60	54				408	980	.416				220	326	.675			585	10.8	125	1					1036	19.2
Hanley Slagle	1936-37	4				0						0	0	.000					0	0					1	0.3
Small	1951-52					N/A	1	6	.167			1	4	.250			8	N/A	7	0	0				3	N/A
Eddie Smith	1983-85	59	59	2055	34.8	315	617	.511				239	326	.733			414	7.0	182	6	92	154	24	83	869	14.7
Frank Smith Jr.	1979-83	109	103	3538	32.5	530	992	.534				269	448	.600			723	6.6	285	1	55	125	84	69	1329	12.2
John Smith	1977-81	100	33	1767	17.7	245	554	.442				182	254	.717			194	1.9	204	6	191	73	14	106	672	6.7
Bill Smitheran	1952-54	51				96	289	.332				149	274	.544			162	3.2	137	6					341	6.7
Dick Soule	1943-44	10				6						4	10	.400					2	0					10	1.0
Bob Spahn	1963-66	74				205	523	.392				124	147	.844			140	1.9	134	4					578	7.8
Max Spilsbury	1946-47	9				3	7	.429				4	7	.571					6	0					10	1.1
Roland Stamps	1967-68	22				78	208	.375				56	69	.812			70	3.2	53	0					212	9.6
Gail Standage	1944-45	9				13						3	9	.333					23	1					29	3.2
Alan Stanton	1950-52	33				16	73	.219				18	27	.667			52	1.6	48	1	20				50	1.5
Jimmy Steele	1944-45	18				90						37	56	.661					13	0					217	12.1
Paul Stephens	1946-47	1				0						0	0	.000					0	0					0	0.0
Russ Stevens	1959-61	29				22	57	.386				24	33	.727			81	2.8	45	1					68	2.3
Sam Stevens	1945-48	25				19						9	17	.529					23	0					47	1.9
Jason Stewart	1996-99	24	0	42	1.8	4	12	.333	3	4	.750	4	6	.667	0	5	4	0.2	5	0	0	6	0	0	9	0.4
Paul Strong	1971-73	31				25	69	.362				17	39	.436			77	2.5	25	0	9				67	2.2
Ed Stokes	1989-93	121	65	2521	20.8	375	728	.515	0	0	.000	234	375	.624	249	395	644	5.3	326	10	55	175	167	60	984	8.1
Damon Stoudamire	1991-95	123	92	3666	29.8	614	1353	.454	272	677	.402	349	434	.804	86	380	466	3.8	247	3	663	378	13	174	1849	15.0
Salim Stoudamire	2001-05	129	117	3848	29.8	615	1306	.471	342	747	.458	388	446	.870	47	236	283	2.2	280	2	256	262	8	99	1960	15.2
Tom Sutton	1964-66	22				13	37	.351				4	11	.364			21	1.0	17	0					30	1.4
Michael Tait	1983-85	32	28	775	24.2	92	216	.426				42	62	.677			53	1.7	84	5	85	65	2	47	226	7.1
Mohamed Tangara	2004-08	44	0	199	4.5	12	28	.429	0	1	.000	15	25	.600	15	14	29	0.7	32	1	2	10	7	8	39	0.9
E. Taylor-Harris	1981-82	12	0	53	4.4	4	5	.800				1	2	.500			7	0.6	11	0	0	2	1	1	9	0.8
Greg Taylor	1982-84	38	0	199	5.2	25	49	.510				20	41	.488			35	0.9	27	0	9	10	0	4	70	1.8
Morgan Taylor	1982-83, 84-85	51	30	1061	20.8	149	376	.396				89	140	.636			180	3.5	102	1	31	118	25	28	387	7.6
Phil Taylor	1974-78	106	24	1599	15.1	482	926	.521				163	274	.595			718	6.8	210	9	30	67	28	50	1127	10.6
Quynn Tebbs	1997-98	25	0	155	6.2	21	47	.447	13	29	.448	3	5	.600	6	15	21	0.8	22	0	14	17	0	5	58	2.3
Jason Terry	1995-99	129	47	3244	25.1	489	1105	.443	192	514	.374	291	371	.784	50	245	295	2.3	189	1	493	304	17	245	1461	11.3
Dave Thomas	1955-56	3				4	7	.571				2	2	.000			3	1.0	1	0					8	2.7
Harvey Thompson	1980-84	70	4	476	6.8	44	112	.393				28	55	.509			45	0.6	57	0	38	26	4	12	116	1.7
Tom Tolbert	1986-88	68	59	1837	27.0	348	656	.530	9	20	.450	249	325	.766	168	238	406	6.0	192	6	55	140	30	45	954	14.0
Ernie Tollman	1943-44	2				2						0	0	.000					4	0					4	2.0
Fil Torres	2001-04	24	0	43	1.8	4	13	.308	2	7	.286	6	8	.750	0	6	6	0.3	1	0	3	2	0	2	16	0.7
Charles Treat	1944-45	1				0						0	0	.000					0	0					0	0.0
Maurice Trout	1948-50	38				20	50	.400				9	16	.563					43	0					49	1.3
Jack Troutz	1944-46	29				38						6	15	.400					25	0					96	3.3
Gary Tucker	1961-62	5				1	4	.250				0	2	.000			7	1.4	0	0					2	0.4
Joe Turner	1984-88	126	16	1676	13.3	170	326	.521	0	0	.000	84	162	.519	91	137	354	2.8	208	3	44	83	80	64	424	3.4</



The opening of McKale Memorial Center in February 1973 marked a new era in Wildcat basketball. After playing several games in front of crowds of a few thousand in Bear Down Gym to open the 1972-73 season, the team moved to McKale Center and literally filled the upscale arena overnight with crowds over 11,000 from the beginning.

Named after the late J.F. "Pop" McKale, athletics director and coach from 1914 to 1957, the arena is just part of a series of showcase athletics facilities located on the far eastern edge of campus. It is situated off the UA mall, adjacent to Arizona Stadium, baseball's Sancet Stadium at Kindall Field and the Hillenbrand Aquatic Center. McKale houses the offices for the entire athletics department and basks in the glow of recent renovations and expansions that added a state-of-the-art 24,000-square-foot weight room, 10,000-square-foot athletic training facility and new locker rooms within the Eddie Lynch Athletics Pavilion, including the Jim Click Hall of Champions — all located at the north end of the building.

Following the Arizona State game on Feb. 26, 2000, the University of Arizona athletics department honored head coach Lute Olson with a ceremony to name the McKale Center playing surface "Lute Olson Court." Then, during a memorial service in January of 2001 for Olson's late wife, Bobbi, it was renamed "Lute and Bobbi Olson Court" in recognition of the couple's impact on the University and the city of Tucson. Olson led seven teams to undefeated seasons in McKale and Arizona has led the Pac-10 in attendance every year since 1984-85.

Part of the attraction for fans is the winning tradition that was quickly established in McKale Center. Arizona defeated then-Western Athletic Conference rival Wyoming, 87-69, in the first varsity event on Feb. 1, 1973, and went on to win 67 of its first 70 contests in the facility. Then, from 1987-1992, Arizona put together the 10th-best home court winning streak in NCAA history, winning 71 consecutive games in McKale and making tickets nearly impossible to obtain. By the time UCLA snapped the string on Jan. 11, 1992, with an 89-87 upset of the Cats, there was rarely an empty seat in McKale for any game.

The McKale Center's tradition of excellence grows stronger as the Wildcats continue to win games in front of sellout crowds. All told, Arizona has a 481-96+ (.834) record in McKale Center. Those numbers rose even higher in the Lute Olson era (1983-2007), as Arizona posted a 321-43 (.882) mark in the storied facility, including wins in 276 of its last 304 (.908) games played with Olson on the sidelines. Six of UA's 10 perfect seasons in McKale Center have come in the last 24 seasons. Since winning the 1997 National Championship, Arizona has won 84 percent of its home games (174-32+) and established a new record for average attendance five times in that span.

The seating capacity has fluctuated through the 39 years of the building's existence. McKale opened in 1973 with a capacity of 13,658, but the installation of chair-back seating in 1984 reduced that figure to 13,316. Elimination of all bleacher seating dropped the number to 13,124 in 1986 before additional seats were added in the period from 1988 to 2000 that increased capacity to its current 14,545. The largest crowd in McKale history was the 15,176 who watched Arizona face Arizona State on March 4, 1978. The largest crowd in the Lute Olson era showed up for the 1997-98 home opener against Morgan State (14,672), the first home game following Arizona's national championship run. Additionally, three of the five largest crowds in the building's history were registered in 2009.

Since its initial construction at a cost of \$8.1 million in 1973, McKale Center has undergone numerous face-lifts to keep up with the times. Sophisticated computerized message boards spanning the upper deck on both sides of the court, along with padded press row and officials' tables with computer-driven scoreboards, were added in the early 1990s and updated with state-of-the-art digital light panel displays three seasons ago. The 1992 season saw the installation of four large video replay screens in each corner of the arena. At the conclusion of the 1997-98 campaign, a state-of-the-art playing surface replaced the old floor that had been in place since 1983. The 2001-02 season brought new changes as well. A new four-sided scoreboard with video replay screens was installed and hung from the center of the arena, ensuring that it continued to meet the

standard as one of the finest facilities in the country. Further, new LED courtside message and arena ribbon boards were added in 2010.

The opening of the Eddie Lynch Athletics Pavilion in 2002 paved the way for further enhancement of the building as additional locker room space and an expanded academic services department enhanced the complete student-athlete experience. A new lighting system was installed in August 2006.

McKale's recent additions have cemented its reputation as one of the finest all-encompassing athletic facilities in the nation and allowed it to attract several major sporting events. McKale Center was the site for the NCAA Men's Basketball West Regional in 1974 and 1980 and hosted the NCAA Wrestling Championships in 1976. More recently, McKale was a site for NCAA first- and second-round basketball action in 1977, 1979, 1987, 1989, 1991, 1993, 1997, 2000 and 2005, and hosted NCAA second/third round games in 2011. In addition, the USA Basketball Team trained in the arena prior to capturing the 1986 World Championship and Arizona played host to the second Pac-10 Conference Basketball Tournament in 1988, and the NBA's Phoenix Suns periodically have held its training camp in the facility.

The facility is 428 feet long, 339 feet wide and 77 feet from the floor to parapet, and houses the entire off-field operations of the University's athletics department. With three levels that consist of equipment rooms, a training and rehabilitation center, locker rooms, storage areas, ticket operations, academic services, computer lab facilities and administrative offices, McKale Center is the primary gathering place for all of UA athletics.

Since its opening in 1973, more than 7.5 million fans have attended UA basketball games in McKale Center. In fact, season tickets have been sold out for 24 consecutive seasons, which helps provide one of the finest game-day environments in all of college basketball.

### McKale Center at a Glance

- Ground Broken:** Fall 1970
  - Cost:** \$8.1 million
  - Building Dimensions:** 428 feet long, 339 feet wide, 77 feet high
  - First Game:** Feb. 1, 1973; Arizona 87, Wyoming 69
  - UA Record in Facility:** 481-96 (.834)+
  - Current Capacity:** 14,545
  - Cumulative Attendance:** 7,552,949 in 39 seasons
  - Undefeated Seasons:** 10 (1976, '77, '86, '88, '89 '90, '91, '98, '99, 2011)
  - Longest Homecourt Win Streak:** 71, Feb. 14, 1987 to Jan. 11, 1992
  - NCAA Championship Events Hosted:**
    - Men's Basketball West Regional:* 2 (1974, 1980)
    - Men's Basketball First/Second Rounds:* 10 (1977, '79, '87, '89, '91, '93, '97, 2000, '05), '11)
    - Men's Basketball Second/Third Rounds:* 1 (2011)
    - Women's Basketball First/Second Rounds:* 1 (2006)
    - Wrestling Championships:* 1 (1976)
  - Most Points Scored, Arizona:** 127, Arizona vs. Arizona State, Jan. 5, 1998
  - Most Points Scored, Opponent:** 110, Arizona State vs. Arizona, Feb. 17, 1973
  - Biggest Winning Margin, Arizona:** 64, Arizona (118) vs. Robert Morris (54), Dec. 28, 1996
  - Biggest Winning Margin, Opponent:** 30, BYU (99) vs. Arizona (69), Dec. 28, 2009
  - Most Points Scored, Arizona Individual:** 41, Al Fleming, vs. Detroit, Jan. 10, 1976
  - Most Points Scored, Opponent:** 49, Jimmer Fredette, BYU vs. Arizona, Dec. 28, 2009
- + record reflects 11 vacated victories during 2007-08 season due to NCAA infractions





## McKale Center's Largest Crowds

Rnk	Att.	Opponent	Date
1.	15,176	Arizona State	3/4/1978
2.	15,156	New Mexico	1/14/1978
3.	14,729	California	3/5/2009
4.	14,728	USC	2/12/2009
5.	14,723	Stanford	3/7/2009
6.	14,672	Morgan State	11/20/1997
7.	14,642	Coppin State	12/13/1997
8.	14,638	UCLA	1/20/1996
9.	14,631	Arizona State	2/21/2010
10.	14,630	Washington	3/4/2006

## Yearly Attendance & Record in McKale Center

Year	Games	Record	Total	Avg.
1972-73	5\$	4-1	64,975	12,995
1973-74	15	14-1	184,275	12,285
1974-75	14	13-1	159,096	11,364
1975-76	16	16-0	179,523	11,220
1976-77	16	16-0	199,130	12,446
1977-78	15	12-3	172,428	11,495
1978-79	15	13-2	174,831	11,655
1979-80	16	10-6	181,428	11,339
1980-81	17	10-7	160,651	9,450
1981-82	14	6-8	115,272	8,234
1982-83	14	4-10	87,136	6,224
1983-84	14	7-7	102,163	7,297
1984-85	15	12-3	163,980	*10,932
1985-86	16	16-0	179,008	*11,188
1986-87	15	10-5	190,800	*12,720
1987-88	19%	19-0	252,649	**13,297
1988-89	14	14-0	190,675	**13,620
1989-90	14	14-0	190,949	**13,639
1990-91	17	17-0	235,051	**13,826
1991-92	16	15-1	222,347	**13,884
1992-93	15	14-1	208,185	**13,879
1993-94	15	14-1	209,592	**13,973
1994-95	14	11-3	199,589	**14,257
1995-96	16	13-3	228,064	**14,254
1996-97	14	13-1	199,899	**14,279
1997-98	15	15-0	217,953	**14,530
1998-99	14	14-0	200,885	**14,349
1999-2000	17	16-1	246,237	**14,485
2000-01	15	13-2	217,996	**14,533
2001-02	13	9-4	189,072	**14,544
2002-03	15	14-1	218,427	**14,562
2003-04	15	13-2	218,418	**14,561
2004-05	16	15-1	232,926	**14,558
2005-06	14	12-2	204,213	**14,587
2006-07	16	11-5	227,239	*14,202
2007-08+	17	0-6	241,703	*14,218
2008-09	17	14-3	232,576	*13,681
2009-10	16	11-5	221,047	*13,815
2010-11	17	17-0	232,561	*13,680
<b>Totals</b>	<b>588</b>	<b>+481-96</b>	<b>7,552,949</b>	<b>12,845</b>

Winning Percentage: .834

# Full Capacity

\* Led the Pac-10 Conference in attendance

% Figure includes three home games during the Pac-10 Tournament

\$ McKale Center opened Feb. 1, 1973, with five home dates during the 1972-73 season

+ 11 victories were vacated due to NCAA infractions. Actual on-court record was 11-6. Facility win/loss record and winning percentage reflects those vacated victories.

## McKale Center Attendance Notes

- Arizona has led the Pac-10 in attendance every year since 1984-85, a streak of 27 consecutive seasons.
- Since the start of the 1987-88 season, Arizona has played to an impressive 99.2% percent of capacity for all of its home games in that span – 371 games entering 2011-12.
- Arizona is the only school in the nation to have two home-court winning streaks rank among the top 10 in NCAA Division I history. UA's 81-game win streak in Bear Down Gym from 1945-51 ranks fifth, while the 71-game win streak in McKale Center from 1987-92 ranks 10th.

## Longest NCAA Homecourt Win Streaks

Wins	School	Years
129	Kentucky	1943-55
99	St. Bonaventure	1948-61
98	UCLA	1970-76
86	Cincinnati	1957-64
<b>81</b>	<b>ARIZONA</b>	<b>1945-51</b>
81	Marquette	1967-73
80	Lamar	1978-84
75	Long Beach State	1968-74
72	UNLV	1974-78
<b>71</b>	<b>ARIZONA</b>	<b>1987-92</b>

## 2012 NCAA Division I Men's Basketball Championship

### First Round: March 13 and 14

Location: University of Dayton Arena, Dayton, Ohio  
Host: University of Dayton

### 2nd and 3rd Rounds: March 15 and 17

The Pit, Albuquerque, N.M.  
Host: University of New Mexico

KFC Yum! Center, Louisville, Ky.  
Host: University of Louisville

Consol Energy Center, Pittsburgh, Pa.  
Host: Duquesne University

Rose Garden Arena, Portland, Ore.  
Host: University of Oregon

### 2nd and 3rd Rounds: March 16 and 18

Nationwide Arena, Columbus, Ohio.  
Host: Ohio State University

Greensboro Coliseum, Greensboro, N.C.  
Host: Atlantic Coast Conference

Bridgestone Arena, Nashville, Tenn.  
Host: Ohio Valley Conference

CenturyLink Center, Omaha, Neb.  
Host: Creighton University

### West Regional: March 22 and 24

US Airways Center, Phoenix, Ariz.  
Host: Arizona State University

### East Regional: March 22 and 24

TD Garden, Boston, Mass.  
Host: Boston College

### Southeast Regional: March 23 and 25

Georgia Dome, Atlanta, Ga.  
Host: Georgia Tech

### Southwest Regional: March 23 and 25

Edward Jones Dome, St. Louis, Mo.  
Host: Saint Louis University

### Final Four: March 31 and April 2

Louisiana Superdome, New Orleans, La.  
Host: Tulane University

## Tucson, Ariz.

Situated in the heart of Southern Arizona, Tucson is a city of stunning contrast and diversity. From the broad desert valley of world-famous saguaro cacti to 9,000-foot mountain forests of pine trees and snow, the city stands at a crossroads geographically and culturally.

In the metropolitan Tucson area, a population of just over one million is spread along a main valley floor of some 20 miles between Rincon mountain ranges to the east and the Tucson mountains to the west and into the foothills nestled against the backdrop of the Santa Catalina range to the north. On any of the 350 days of sunshine per year, the Santa Rita Mountains can be seen some 65 miles to the south between Arizona and Mexico.

It's just a 40-minute drive to the top of Mt. Lemmon, the southern-most ski resort in the United States, affording winter activities on the same day as a round of golf or any myriad of recreational opportunities in the area. Outdoor activities are the norm with hundreds of miles of hiking and biking trails, highlighted by Sabino Canyon which showcases the beauty of the desert with river-guided trails leading into the mountains.

The Sonoran Desert provides a unique setting. Far from the Saharan sand dunes that most first-time visitors expect, the desert boasts a wide range of wildlife and vegetation. An afternoon drive through the Saguaro National Park with its world-famous display of saguaro cacti highlights the unique beauty of the area. The unique Arizona-Sonora Desert Museum, with its rich collection of desert wildlife and vegetation, is another popular visitors' destination. Tucson is a two-hour drive from Tombstone, a two-hour drive from Phoenix, four hours from Mexico's Gulf of California coast, 70 miles from border city Nogales and within hours' drives from several major international bird-watching areas. World-class astronomy facilities on four nearby mountain ranges also attract visitors and specialists alike.

In addition to its natural attractions, Tucson features a wide range of cultural experiences. From the first Native American inhabitants to the earliest Spanish settlers to its current inhabitants, each group left an indelible mark on Tucson. Native American, Mexican and American Southwest influences are prevalent throughout the city. The Mission of San Xavier del Bac, located just nine miles from campus on the Tohono O'odham Nation, is one of the original missions built by the Spanish missionaries, and the artist colonies of Tubac and Bisbee are within a few hours drive as well.

Continuously settled for more than 12,000 years – the oldest such settlement in the United States— Tucson has grown from a small Native American village into one of the Sunbelt growth cities of the 21st century. It is one of the premier astronomy and optics centers in the world, an important health sciences hub and home to a renowned research institution in the University of Arizona.

Tucson has held fast to its small-town ambience, despite explosive growth. Historic sites compete with new resort-minded centers for nighttime entertainment and shopping, and the University constantly holds the center of the city's attention with its athletics and cultural activities.

Phoenix is a two-hour drive to the north and is home to NBA, NFL, NHL, Major League Baseball and WNBA franchises. Further north lie international attractions like the Grand Canyon, Sedona, the Painted Desert, Monument Valley and Lakes Powell and Mead. Las Vegas is only a seven-hour road trip away, as are other Pacific beach cities; San Diego is less than six hours away.

The nights are always cooler in the desert after a splendid sunset or a mid-afternoon dousing from a summer monsoon. That's when Tucson's small-town attitude and big-city potential reveal themselves in the nighttime entertainment. From cultural events at the UA's Centennial Hall or the historic Fox Theatre, to the hot spots for a youthful population, there are activities to engage most any interest.

The melding of the city's diverse influences makes Tucson an ideal choice as a home, a vacation spot and a business magnet. With a population that includes college students, families of all backgrounds and thriving groups of young professionals and retirees, Tucson is a city with something for everyone.

## The University of Arizona

Founded on 40 acres of land donated by a saloon-keeper and two gamblers, and funded by a \$25,000 consolation prize in Tucson's competition for the Territorial capital, the University of Arizona rose from the desert floor of the true old West. Nobody wanted it, and fewer believed it would last. Fortunately, they were wrong, and the bet laid down by E.B. Gifford, Ben C. Parker and W.S. "Billy" Read on Nov. 27, 1886, has paid off into one of the finest research institutions in the world.

When the first 32 students arrived at the only building on campus in 1891, they began a tradition that has now entered its third century. The hitching posts for horses required to reach the edge of town may be gone, but "Old Main" remains as witness to the University's growth into a 400-acre Research I institution with nearly 200 buildings, more than 39,000 students, and a faculty and staff of 12,000.

Arizona's first university is the largest employer in Pima County and among the top 10 in Arizona with a payroll of half a billion dollars. The UA offers more than 325 degree fields in a dozen different colleges and another similar group of specialized schools.

The University of Arizona is one of the top 20 research universities in the nation and has played a part in groundbreaking projects ranging from the exploration of Mars to the development of new cancer treatments and pioneering breakthroughs in heart transplantation. UA's observational, theoretical and space astronomy programs have been ranked No. 1 in the country by the National Science Foundation (NSF) and recent other rankings placed 17 of the University's graduate programs among the top 20 in the nation. In addition, the Nobel Prize, three Pulitzer Prizes and the National Medal of Science have been bestowed upon Arizona educators.

Not to be forgotten, the University's undergraduate programs continue to flourish. The NSF considers Arizona to be one of the 10 universities that best integrates teaching and research for undergraduates. The NASA-funded space grant program pays undergraduates to work in laboratories alongside faculty, and the Undergraduate Biology Research Program includes 43 departments, involves 240 faculty sponsors and funds 140 undergraduate researchers annually. The Eller College of Management and the McGuire Center for Entrepreneurship are rated in the global top 10 by *Finance Times*. The University was named in an Elite 50 list of institutions for academically-minded athletes in 2009.

UA's top-notch programs develop top-name graduates who have continued on to success in their respective fields. The UA boasts a laundry list of graduates who have significantly impacted society. From the late U.S. Congressman Morris K. Udall to Joan Ganz Cooney, founder of the Children's Television Workshop, to Emmy Award winning actor/comedian Garry Shandling, UA graduates have made their mark on the world.

The UA also plays host to the world, with students representing all 50 states and 130 countries. Nearly a quarter of the student body consists of under-represented racial and ethnic groups, and the campus is located in one of the most diverse locations in the country, with the influence of Native American and Mexican cultures evident throughout the Tucson community.

The University of Arizona is in its third century of service with a continued commitment to providing support to its undergraduate population. Recently completed and current construction projects are testaments to the fact that the UA is dedicated to continued progress. The Integrated Learning Center, located underneath the grass Mall in the middle of campus, provides a home base for freshmen, with classrooms and offices for easier access to faculty and staff. The Student Union embraces the ambience of the Southwest with shaded terraces and open-air walkways, and provides numerous services such as the bookstore, technology center and varied restaurants that serve the UA community. The SALT (Strategic Alternative Learning Techniques) Center enhances aid to students with learning disabilities.

This commitment to excellence ensures that the University of Arizona will continue to grow from its auspicious beginnings as a single-building outpost in the desert into a world-renowned center for knowledge and research well into the next century.

## Inerim University President Dr. Eugene G. Sander

Dr. Eugene G. Sander became the 20th president of the University of Arizona on Aug. 1, 2011. Sander was vice provost and dean of the UA's College of Agriculture and Life Sciences, and was scheduled to retire on July 1, 2011, when he decided to postpone retirement to fill the UA's top post.

He served as executive vice president and provost of the University from July 2007 through April 2008 during the search for a permanent provost, and he also served as vice president for University Outreach from 2006 to 2009.



Sander's goal is to further the mission of the University by improving life for the people of Arizona and beyond – through education, research, creative expression and community engagement.

As vice provost and dean of the College of Agriculture and Life Sciences, Sander oversaw 11 academic departments and two schools, with research stations and offices throughout Arizona. Sander concurrently served as the director of the Agricultural Experiment Station and acting director of Cooperative Extension.

Sander holds degrees from the University of Minnesota (B.S.) and Cornell University (M.S., Ph.D.) and completed postdoctoral study at Brandeis University. Prior to his move to Arizona, Sander served as the as deputy chancellor for biotechnology development, director of the Institute of Biosciences and Technology, and head of the department of biochemistry and biophysics for the Texas A&M University system.

He was chair of the department of biochemistry at West Virginia University Medical Center and associate chair of the department of biochemistry and molecular biology at the College of Medicine, University of Florida. As an officer in the United States Air Force, he was the assistant chief of the biospecialties section at the Aerospace Medical Research Laboratory.

As a biochemist, Sander worked in the field of mechanisms by which enzymes catalyze reactions. His research program resulted in numerous publications, presentations and book chapters. It also contributed to the education of five graduate and 18 postdoctoral students. He has held the academic rank of professor at all of the institutions with which he has been affiliated.

In 2011 he was named a fellow of the American Association for the Advancement of Science.

Sander is married to Dr. Louise M. Canfield and has two children, Jay and Kathy, both of whom are Arizona graduates.

## Director of Athletics Greg Byrne

Greg Byrne was named Arizona's 11th Director of Athletics in March 2010 and officially assumed the reins on May 3, 2010.

In his short time with Arizona, Byrne has led the charge on new fundraising initiatives and member expansion for the Wildcat Club. Under his leadership, the Wildcats have seen construction completed on a new men's basketball lockerroom, implementation of a new video board for the south end zone of Arizona Stadium and the beginning stages of a north end zone football facility.



Prior to Arizona, Byrne was Mississippi State University's Director of Athletics, where he was the youngest top athletic administrator in the Southeastern Conference and the youngest to lead an athletic program at the NCAA Division I-A level. He started out his career at MSU in June 2006 as Associate Athletic Director for External Affairs.

He has been around successful athletic programs, and the director's chair, literally all his life. He is the son of long-time athletic administrator Bill Byrne, currently the Director of Athletics at Texas A&M University.

Byrne, however, has made a name for himself in intercollegiate athletics. He had 15 years of professional experience prior to assuming the AD's position, a resume that shows progressive growth in both responsibility and achievement. He has been directly involved in raising over \$160 million in gifts during his career in athletics.

A native of Pocatello, Idaho, Byrne earned his bachelor's degree in 1994 and his master's degree from Mississippi State in 2009. Byrne is married to the former Regina Misa of Junction City, Ore., and the couple has two sons, Nick and Davis.

## The Pac-12 Conference

The Pac-12 rises above the rest, upholding its tradition as the "Conference of Champions"®, claiming an incredible 180 NCAA team titles over the past two decades, including nine in 2010-11, averaging nearly nine championships per academic year. Even more impressive has been the breadth of the Pac-12's success, with championships coming in 27 different men's and women's sports. The Pac-12 has led the nation in NCAA Championships in 45 of the last 51 years and finished second five times.

Spanning nearly a century of outstanding athletics achievements, the Pac-12 was the first conference to reach 400 championships in 2010-11. With the inclusion of CU and UU, league teams have captured 442 NCAA titles (302 men's, 140 women's), outdistancing the next closest conference by nearly 200.

With the additions of Colorado and Utah, Pac-12 members have won 302 NCAA team titles on the men's side, 89 more than the next closest conference. Men's NCAA crowns have come at a phenomenal rate for the Pac-12 - 16 basketball titles by six schools (more than any other conference), 52 tennis titles, 44 outdoor track & field crowns, and 26 baseball titles. Pac-12 members have won 25 of 42 NCAA volleyball titles, 37 of 42 in water polo, and 22 in swimming and diving. Individually, the Conference has produced an impressive number of NCAA men's individual champions, as well, boasting 2,019 individual crowns.

On the women's side, the story is much the same. Since the NCAA began conducting women's championships 30 years ago, Pac-12 members have claimed at least four national titles in a single season on 22 occasions, including 2010-11. Overall, the Pac-12 has captured 140 NCAA women's titles, easily outdistancing the SEC, which is second, with 77. Pac-12 members have dominated a number of sports, winning 23 softball titles, 19 tennis crowns, 13 of the last 21 volleyball titles, 14 of the last 22 trophies in golf, and 12 in swimming & diving. Pac-12 women student-athletes shine nationally on an individual basis as well, capturing an unmatched 616 NCAA individual crowns, an average of nearly 21 championships per year.

The roots of the Pac-12 Conference date back over 95 years to December 2, 1915, when the Pacific Coast Conference (PCC) was founded at a meeting at the Oregon Hotel in Portland, Ore. The original membership consisted of four schools - the University of California at Berkeley, the University of Washington, the University of Oregon, and Oregon State College (now Oregon State University). All remain members of the Conference.

Pacific Coast Conference play began in 1916 and, one year later, Washington State College (now Washington State University) was accepted into the league, with Stanford University following in 1918.

In 1922, the PCC expanded to eight teams with the admission of the University of Southern California (USC) and the University of Idaho. In 1924, the University of Montana joined the league roster, and in 1928, the PCC grew to 10 members with the addition of UCLA.

The Pacific Coast Conference competed as a 10-member league until 1950. During that time, the league's first commissioner was named. Edwin N. Atherton was Commissioner in 1940 and was succeeded by Victor O. Schmidt in 1944.

In 1959, the PCC was dissolved and the Athletic Association of Western Universities was formed and Thomas J. Hamilton was appointed Commissioner of the new league. The original AAWU membership included California, Stanford, Southern California, UCLA and Washington. Washington State joined the membership in 1962, while Oregon and Oregon State joined in 1964. Under Hamilton's watch, the name Pacific-8 Conference was adopted in 1968. In 1971, Wiles Hallock took over as Commissioner of the Pac-8.

A decade later, on July 1, 1978, the University of Arizona and Arizona State University were admitted and the Pacific-10 Conference became a reality. In 1986-87, the league took on a new look, expanding to include 10 women's sports. Thomas C. Hansen was named the Commissioner of the Pac-10 in 1983, a role he would hold for 26 years until 2009. He was succeeded by current Commissioner Larry Scott, who joined the league in July 2009.

Currently, the Pac-12 sponsors 11 men's sports and 11 women's sports. Additionally, the Conference is a member of the Mountain Pacific Sports Federation (MPSF) in four other men's sports and three women's sports.





## Arizona Media Relations

Media relations director Tom Duddleston supervises the University of Arizona athletic media relations office. He is assisted by associate SID Richard Paige, and assistant SIDs Molly O'Mara and Blair Willis. For men's basketball information, please direct all requests to basketball contact Richard Paige.

## Sean Miller Interview Procedures

Arizona head coach Sean Miller is available for interviews by pre-arranged appointment through the UA media relations office. Miller's weekly press conference will be held in McKale Center on Monday or Tuesday afternoons in either the media relations work room (room 109C) or the Ashley Lohse Room (room 329). Check with the UA media relations office for start times and locations. Another way to get in touch with Miller is through the weekly Pac-12 head coaches teleconference. Media members are advised to call the Arizona or Pac-12 media relations offices in advance to get the accurate time and date for each week's call.

## UA Player Interview Procedures

Arizona players will be available to the media around the time of Miller's weekly press conference and as scheduled through the media relations office. Players are not to be contacted outside of McKale Center and home/cellular phone numbers will not be given to the media. For interviews with assistant coaches, contact the media relations office. Please respect the student-athletes' academic responsibilities when requesting longer interviews. Requests for coach and player interviews should be made at least 24 hours in advance. Players are off limits on game days (except postgame) and on days in between games on the road.

## Press Releases

The UA media relations office will produce regular basketball press releases that will generally be available by mid-day on Mondays and mid-day on the day after a game during the week. These will be available via the UA athletics' website ([www.arizonawildcats.com](http://www.arizonawildcats.com)), at the weekly Sean Miller press conference, and in the media relations office. Please contact Richard Paige to receive releases via e-mail.

## Credentials

Seating at press row, access to the press room, the interview room, photo areas and locker rooms are restricted to accredited media only. Credentials are issued by game to members of the professional working media only, and should be requested at least 48 hours in advance on company letterhead or via e-mail. Credentials and media parking passes shall be granted on a space-available basis to daily newspapers, television and radio stations on assignment and other coverage approved by the UA's media relations director. Due to limited space on press row, not all requests will be approved. Credentials will not be issued to station general managers.

## Media Parking and Entrance

For the 2011-12 season, media parking will be located on the UA Mall (immediately in front of McKale Center). All credentialed media should enter the arena at the northeast corner of the arena, through the doors off Martin Avenue next to the Hillenbrand Aquatic Center.

## Media Will Call

All credentials will be available for pickup at the media relations office until three hours prior to game time, and then will be available at the media entrance (northeast corner of McKale Center). Please have proper forms of identification when picking up press credentials. Except for special cases, credentials will not be mailed.

## Game Day Media Services

Game notes, media guides and rosters will be available in media work room, which is located just off the hallway under the seats in the north end of the arena (McKale Center Room 109C). Halftime statistics will be distributed along press row and in the media work room. Final statistics will be delivered to the interview room and the work room. Full statistics, play-by-play sheets, postgame notes and quotes will be distributed in the work room as well. Phone lines will be available on a shared basis along press row. Additionally, there is wireless internet access in McKale Center. The media relations office will transmit a final box at your request. Radio/TV statisticians, spotters, runners, etc. are available via request through Richard Paige in the UA media relations office. We request that when prior arrangements are made to use the statisticians, they must be paid whether they are employed or not.

## Postgame Procedures

Arizona's locker room is closed postgame. Selected players and Coach Miller will be brought to a designated interview area (room 109C at

home) following a 5-10 minute cooling off period. Anyone requesting a specific player should contact Richard Paige prior to the end of the contest. Sean Miller has an obligation to television networks and the Wildcat Radio Network first and then will proceed to the interview room (109C). Visiting teams will follow their own policies in McKale Center.

## Phone Lines

The Wildcat Radio Network has installed phone lines for visiting radio on a reciprocal basis. Contact Brian Jeffries at (520/626-7660) for additional information. Media needing their own phone lines on press row can contact the University of Arizona phone office (520/621-5232).

## Still Photographers

Courtside photo access will be granted only to working media photographers and must be requested by editors or sports directors. Tripods are prohibited. Strobe lighting for non-NCAA Championship games may be installed on a case-by-case basis, but must be approved and installed well in advance of any game. Still photographers are restricted to the designated baseline areas (northwest and southeast floor area). Additionally, anyone with permission to access strobes in the rafters MUST BE OUT of the rafters 90 minutes prior to tip-off. NO EXCEPTIONS. Access to this area is for technical purposes related to strobes ONLY and NOT as a vantage point for photos. Access onto the catwalks is restricted during events. Failure to obey this policy affords the University the right to press charges that include endangerment and trespass.

**RESERVING PHOTO BOXES:** The baseline photo boxes marked for photographers will be assigned to photographers possessing a UA season media credential. All other available spots remain available on a first-come, first-served basis. However, boxes CANNOT be reserved with a card any more than three hours prior to tip-off. Cards placed in the boxes in advance of that deadline will be removed.

## News Television Photographers

Television photographers are restricted to the same baseline areas as still photographers. No live shots will be permitted on the floor prior to or during any game.

## Broadcast Television

Live television crews have locations at mid-court. There is opportunity for baseline camera locations next to the basket supports. Per Pac-12 rules, at no time will cameras be allowed in the team bench area. All television cables are permanently installed.

## Broadcast Rights

All requests for radio and television rights and fees should be directed to UA director of event management, Suzy Mason (520/621-6484).

## Press Row

Press seating is located on the floor along the west side of the McKale Center playing floor and in the middle level of seating in section 24. Press row is reserved for working media members only. Friends, spouses and children are not allowed to sit at press row, in compliance with the United States Basketball Writers Association working code. It should go without saying that cheering of any sort is not permitted.

## NBA Scouts

All authorized NBA scouts are required to purchase a ticket through the McKale Center Ticket Office at (800) 452-2287 (fax 520/621-2419). NBA requests must be made on team letterhead and be guaranteed with a credit card. All requests will be verified by the NBA. The best available seat will be issued, however with McKale Center being sold out for the last 24 years, these tickets may not be near courtside (**NBA scouts do not sit on press row**). Media guides and game notes will be available for all NBA scouts in the work room (McKale Center Room 109). It is recommended that NBA organizations contact the McKale Center Ticket Office on or before Nov. 1, the date any remaining single-game tickets go on sale to the general public.

## Directions to McKale Center

**From Tucson International Airport:** Follow Tucson Boulevard out of Tucson International airport to Kino Parkway (three miles). Turn right on Kino Parkway and head north (Kino Parkway eventually changes name and becomes Campbell Avenue) for four miles. After crossing Sixth Street take the first left and McKale Center will be on your immediate right.

**From Phoenix:** Take I-10 East (approximately 100 miles). When arriving in Tucson exit at Speedway Boulevard. Turn left onto Speedway and go two and one-half miles to Campbell Avenue. Turn right onto Campbell Avenue and go approximately one-third of a mile. Entry to McKale Center will be the first right after the Third St. light.



**0**  
**DONDRE WISE**  
6-1 • Sr. • G  
Houston, Texas




**3**  
**KEVIN PARROM**  
6-6 • Jr. • G/F  
Bronx, N.Y.



**5**  
**ROBERT ARVIZU**  
6-0 • So. • G  
Phoenix, Ariz.



**11**  
**JOSIAH TURNER**  
6-3 • Fr. • G  
Sacramento, Calif.



**13**  
**NICK JOHNSON**  
6-2 • Fr. • G  
Gilbert, Ariz.



**14**  
**KYRIL NATYAZHKO**  
6-11 • Jr. • C  
Dnipropetrovsk, Ukraine



**20**  
**JORDIN MAYES**  
6-2 • So. • G  
Los Angeles, Calif.



**21**  
**KYLE FOGG**  
6-3 • Sr. • G  
Brea, Calif.



**24**  
**BRENDON LAVENDER**  
6-5 • Sr. • G  
Mesa, Ariz.



**30**  
**ANGELO CHOL**  
6-9 • Fr. • F  
San Diego, Calif.



**33**  
**JESSE PERRY**  
6-7 • Sr. • F  
St. Louis, Mo.




**44**  
**SOLOMON HILL**  
6-6 • Jr. • F  
Los Angeles, Calif.



**50**  
**ALEX JACOBSON**  
7-0 • Sr. • C  
Santa Ana, Calif.



**51**  
**QUINTON CRAWFORD**  
6-1 • Jr. • G  
Old Bridge, N.J.



**52**  
**MAX WIEPKING**  
6-6 • Jr. • F  
Englewood, Colo.



**55**  
**DREW MELLON**  
6-5 • Fr. • F  
Santa Ana, Calif.



**SEAN MILLER**  
Head Coach  
Third Year at Arizona



**JAMES WHITFORD**  
Associate Head Coach  
Third Year at Arizona



**"BOOK" RICHARDSON**  
Assistant Coach  
Third Year at Arizona



**JOE PASTERNAK**  
Assistant Coach  
First Year at Arizona

## 2011-12 UNIVERSITY OF ARIZONA MEN'S BASKETBALL SCHEDULE

<u>Day</u>	<u>Date</u>	<u>Opponent</u>	<u>TV</u>	<u>Location</u>	<u>Time</u>
Sat.	Oct. 22	Red-Blue Game		Tucson	2 p.m. PDT
Thurs.	Oct. 27	Seattle Pacific (EX)	FCS	Tucson	6:30 p.m. PDT
Tue.	Nov. 1	Humboldt State (EX)	FSAZ	Tucson	6:30 p.m. PDT
Mon.	Nov. 7	%Valparaiso	ESPNU	Tucson	7 p.m. MST
Wed.	Nov. 9	%Duquesne	ESPN2	Tucson	7 p.m. MST
Sun.	Nov. 13	Ball State	FSAZ/KWBA	Tucson	4 p.m. MST
Thurs.	Nov. 17	^vs. St. John's	ESPN2	New York, N.Y.	approx. 9:30 p.m. EST
Fri.	Nov. 18	^vs. Texas A&M/Mississippi State	ESPN2	New York, N.Y.	4:30/7 p.m. EST
Wed.	Nov. 23	San Diego State	FSAZ+	Tucson	6:30 p.m. MST
Tue.	Nov. 29	at New Mexico State	FSAZ+	Las Cruces, N.M.	7 p.m. MST
Sat.	Dec. 3	Northern Arizona	FSAZ/KWBA	Tucson	4:30 p.m. MST
Wed.	Dec. 7	at Florida	ESPN2	Gainesville, Fla.	7 p.m. EST
Sat.	Dec. 10	!Clemson	FSN	Tucson	2 p.m. MST
Sat.	Dec. 17	+vs. Gonzaga	CBS	Seattle, Wash.	1 p.m. PST
Tue.	Dec. 20	Oakland	FSAZ+/KWBA	Tucson	6 p.m. MST
Thurs.	Dec. 22	Bryant	FSAZ/KWBA	Tucson	5 p.m. MST
Sat.	Dec. 31	*Arizona State	FSAZ/KWBA	Tucson	3:30 p.m. MST
Thurs.	Jan. 5	#*at UCLA	FSN	Anaheim, Calif.	8 p.m. PST
Sun.	Jan. 8	*at USC	FSN	Los Angeles, Calif.	2:30 p.m. PST
Thurs.	Jan. 12	*Oregon State	FSAZ/KWBA	Tucson	6:30 p.m. MST
Sat.	Jan. 14	*Oregon	CBS	Tucson	1:30 p.m. MST
Thurs.	Jan. 19	*at Utah	TBA	Salt Lake City, Utah	TBA
Sat.	Jan. 21	*at Colorado	FSAZ/KWBA	Boulder, Colo.	4 p.m. MST
Thurs.	Jan. 26	*Washington State	FSN	Tucson	8:30 p.m. MST
Sat.	Jan. 28	*Washington	ESPN	Tucson	5 p.m. MST
Thurs.	Feb. 2	*at California	FSN	Berkeley, Calif.	8 p.m. PST
Sat.	Feb. 4	*at Stanford	FSN	Palo Alto, Calif.	Noon PST
Thurs.	Feb. 9	*Colorado	&	Tucson	TBA
Sat.	Feb. 11	*Utah	FSN	Tucson	Noon MST
Thurs.	Feb. 16	*at Washington State	FSN	Pullman, Wash.	6 p.m. PST
Sat.	Feb. 18	*at Washington	FSN	Seattle, Wash.	Noon PST
Thurs.	Feb. 23	*USC	&	Tucson	TBA
Sat.	Feb. 25	*UCLA	CBS	Tucson	Noon MST
Sun.	March 4	*at Arizona State	FSN	Tempe, Ariz.	1:30 p.m. MST
Wed-Sat	March 7-10	\$Pacific Life Pac-12 Conference Tournament	FSN/CBS	Los Angeles, Calif.	
Tues.-Wed.	March 13-14	2012 NCAA Tournament, First Four	truTV	Dayton, Ohio	
Thurs-Sun.	March 15-18	2012 NCAA Tournament, Second & Third Rounds	Turner/CBS	TBA	
Thurs-Sun.	March 22-25	2012 NCAA Regionals	Turner/CBS	TBA	
Sat. & Mon.	Mar. 31-Apr. 2	2011 NCAA Final Four	CBS	New Orleans, La.	

\* Pac-12 Conference Game

% 2K Sports Classic benefiting Coaches vs. Cancer games to be played in Tucson, Ariz.

^ 2K Sports Classic benefiting Coaches vs. Cancer games to be played at Madison Square Garden in New York, N.Y.

+ Battle in Seattle, Key Arena, Seattle, Wash.

# John R. Wooden Classic, Honda Center, Anaheim, Calif.

! Fiesta Bowl Basketball Classic, Tucson, Ariz.

\$ at Staples Center, Los Angeles, Calif.

& Wildcard games to be selected by television 11 days in advance

FSN Fox Sports Net

FSAZ Fox Sports Arizona

FSAZ+ Fox Sports Arizona Plus

FCS Fox College Sports

KWBA Local to Tucson (Channel 58)

truTV Turner Broadcasting's truTV

Game times and television carriers are subject to change.

